





# TENNESSEE INFLUENZA

WEEK  
16

## WEEKLY REPORT

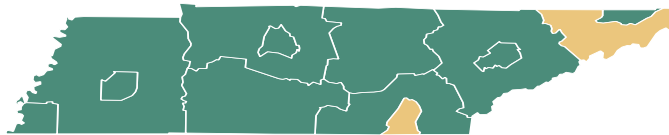
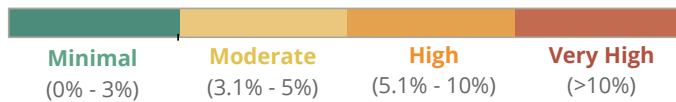
April 14, 2024 - April 20, 2024

### INFLUENZA ACTIVITY SNAPSHOT

SURVEILLANCE INDICATOR	TREND	CURRENT WEEK	PREVIOUS WEEK
 <b>ILLNESS</b> Percentage of outpatient visits due to influenza-like illness (ILI)	▼	<b>2.3%</b>	<b>2.6%</b>
 <b>LABORATORY</b> Percentage of positive specimens & predominant strain of influenza	▼	<b>3.3%</b> <i>Unsubtyped Flu A</i>	<b>4.5%</b> <i>equal detections for Unsubtyped Flu A &amp; Flu B</i>
 <b>OUTBREAKS</b> 2 or more ill persons of a shared setting		<b>0</b>	<b>16</b>
 <b>DEATHS</b> Newly reported and season total pediatric influenza-associated deaths in TN		<b>0</b>	<b>5</b>
		NEWLY REPORTED <i>during week of April 14, 2024</i>	SEASON TOTAL <i>since October 1, 2023</i>

### INFLUENZA-LIKE ILLNESS (ILI)

#### Percent of Outpatient Visits for Influenza-Like Illness Week 16



The U.S. Outpatient Influenza-like Illness Surveillance Network (ILINet) monitors outpatient visits for respiratory illness referred to as influenza-like illness (ILI). Tennessee has approximately 100 sentinel providers across the state that contribute this data weekly from a variety of healthcare setting such as primary care, pediatrics, county health departments, student health centers, and emergency departments.

ILI is defined as a fever plus cough or sore throat, not laboratory-confirmed influenza. Therefore these data may capture respiratory illness visits due to infection with any pathogen that can present with similar symptoms, including influenza, SARS-CoV-2, and RSV.

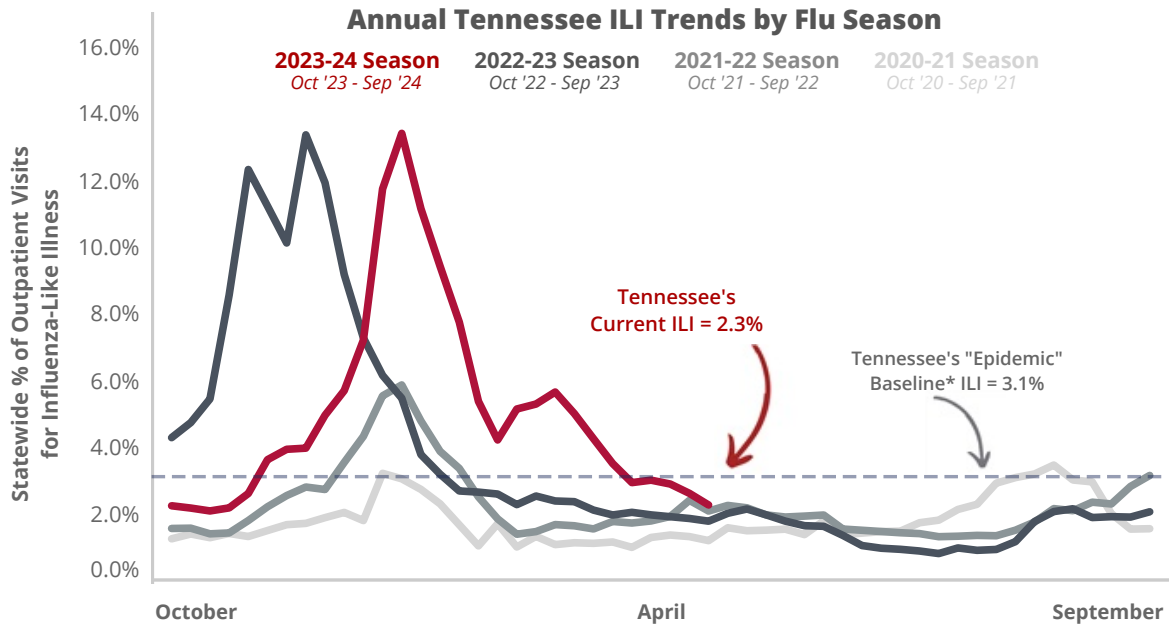
TN State Average	<b>2.3%</b>
Chattanooga/Hamilton County Metro	<b>3.1%</b>
East Region	<b>2.7%</b>
Jackson/Madison County Metro	<b>1.0%</b>
Knox County Metro	<b>1.3%</b>
Memphis/Shelby County Metro	<b>2.9%</b>
Mid Cumberland Region	<b>1.8%</b>
Nashville/Davidson County Metro	<b>2.2%</b>
Northeast Region	<b>3.3%</b>
Southeast Region	<b>1.7%</b>
South Central Region	<b>0.8%</b>
Sullivan County Metro	<b>2.0%</b>
Upper Cumberland Region	<b>0.0%</b>
West Region	<b>0.3%</b>

# TENNESSEE INFLUENZA

## WEEKLY REPORT

April 14, 2024 - April 20, 2024

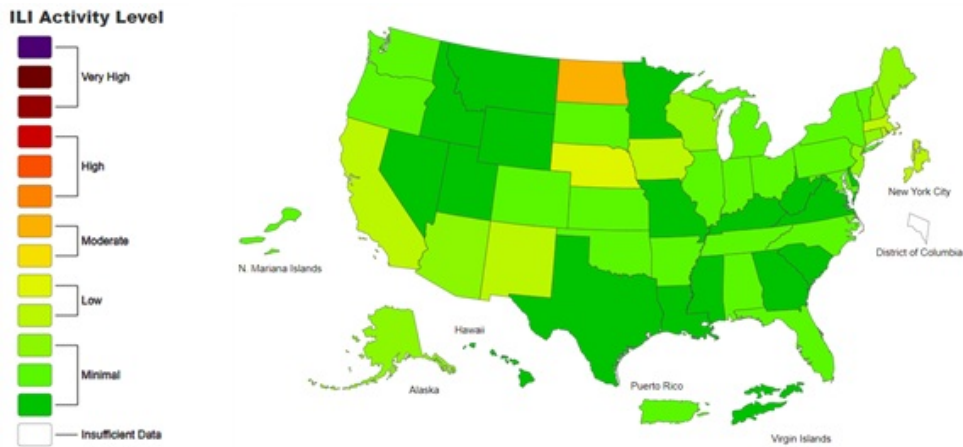
### INFLUENZA-LIKE ILLNESS (ILI)



ILI is defined as a fever plus cough or sore throat, not laboratory-confirmed influenza. Therefore these data may capture respiratory illness visits due to infection with any pathogen that can present with similar symptoms, including influenza, SARS-CoV-2, and RSV.

\*CDC develops state-specific baselines by calculating the mean percentage of patient visits for ILI during non-influenza weeks for the most recent two seasons and adding two standard deviations (2021-2022 and 2022-2023). A non-influenza time period (e.g., a "non-influenza week") is defined as two or more consecutive weeks in which each week accounted for less than 2% of the season's total number of specimens that tested positive for influenza in public health laboratories.

### National ILI Activity Week 16



Map prepared by CDC's Influenza Division and visualizes outpatient respiratory illness activity determined by data reported to ILINet. To access original source, visit: <https://gis.cdc.gov/grasp/fluview/main.html>

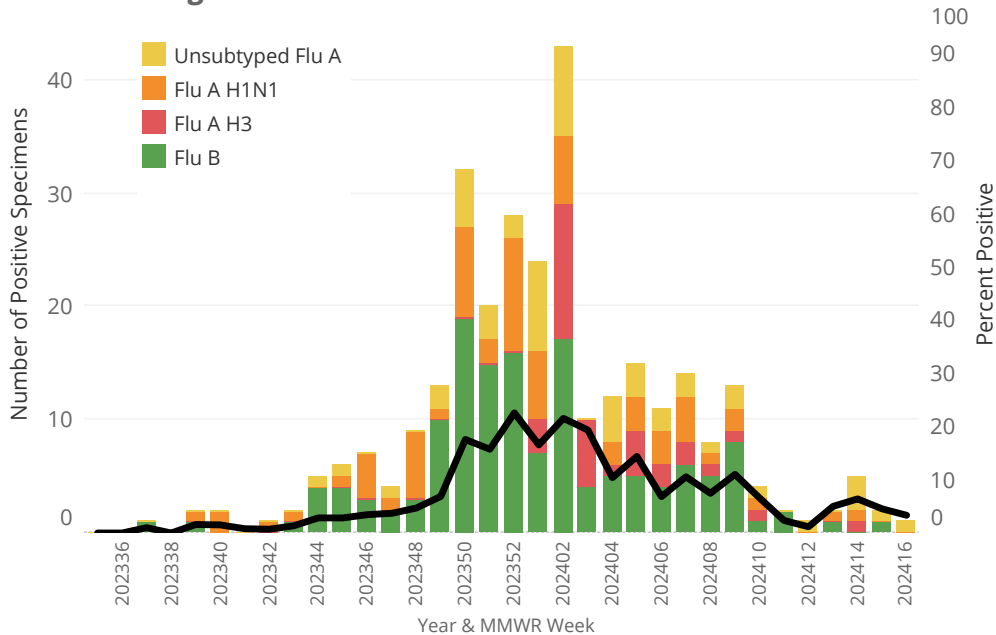
# TENNESSEE INFLUENZA

## WEEKLY REPORT

April 14, 2024 - April 20, 2024

### LABORATORY

**Positive Tests by Influenza Type/Subtype and Percent Positivity  
Among Tennessee Clinical & Public Health Laboratories**



### Week 16

**Total # Specimens Tested 60**

**Positive specimens by type/subtype**

Flu A H1N1 0

Flu A H3 0

Flu B 0

Unsubtyped Flu A 1

**Percent Positive 3.3%**

*Influenza testing in Tennessee is represented as a combination of data from the state public health laboratory and two commercial laboratories that serve clinics across the state.*

### OUTBREAKS & DEATHS

**Flu Outbreaks  
Currently Open by Region**



During the week of April 14, 2024, there were **4** open influenza outbreaks reported in Memphis/Shelby County, East Region, Mid Cumberland Region & Upper Cumberland Region.

**Influenza-Associated Pediatric Mortality  
Season Total, Statewide**



There have been **5** pediatric influenza-associated deaths reported in Tennessee this season (began October 1, 2023).

### FOR MORE INFO

For questions regarding this report, the ILINet program, or influenza reporting, please contact:

**Sarah Winders**  
Influenza Surveillance Coordinator  
Sarah.Winders@tn.gov

Or, the Vaccine Preventable Diseases Team  
VPD.imm@tn.gov

For additional information on influenza, please visit:

CDC's Weekly Flu Report: [www.cdc.gov/flu/weekly/index.htm](http://www.cdc.gov/flu/weekly/index.htm)

TN's Archive of Weekly Flu Reports:  
[www.tn.gov/health/cedep/immunization-program/ip/flu-in-tennessee.html](http://www.tn.gov/health/cedep/immunization-program/ip/flu-in-tennessee.html)

CDC's Influenza Homepage: [www.cdc.gov/flu/index.htm](http://www.cdc.gov/flu/index.htm)