

Sentinel Provider Influenza-Like Illness (ILI)¹ Surveillance Summary (health.state.tn.us/TNflu_report_archive.htm)

For the Week of January 23-29 2011 (Week 04)

Summary for	# Providers reporting	Total Providers	Total Regional ILI	Total Regional Patients	% ILI	Comparison to State ²
Chattanooga-Hamilton County	4	5	25	607	4.1%	
East Tennessee Region	7	7	30	2546	1.2%	lower
Jackson-Madison County	1	1	90	919	9.8%	higher
Knoxville-Knox County	2	4	41	791	5.2%	
Mid-Cumberland Region	9	10	75	1428	5.3%	
Memphis-Shelby County	2	5	1	709	0.1%	lower
Nashville-Davidson County	2	6	128	1067	12.0%	higher
Northeast Region	2	3	2	336	0.6%	lower
South Central Region	3	3	0	275	0.0%	lower
Southeast Region	4	4	41	737	5.6%	
Sullivan County	2	2	5	308	1.6%	lower
Upper Cumberland Region	4	5	23	835	2.8%	lower
West Tennessee Region	6	6	3	390	0.8%	lower
State of Tennessee	48	61	464	10948	4.24%	

The percentage (%) of patients with ILI reported in Week 04 rose to 4.24% as compared to 3.63% in Week 03. Of the 78 specimens received from Week 4, 31 (39.7%) tested positive for influenza viruses (Type B and Type A H3N2 and 2009 H1N1 strains). The CDC continues to report that the vaccine is a good match for the circulating strains; it is normal and expected to detect occasional breakthrough infections in vaccinated persons, although such illness is often milder than it would be otherwise. A map of counties with confirmed PCR or culture-confirmed influenza in the past six weeks is below. All sentinel providers should submit specimens regularly to identify circulating strains.

State Public Health Laboratory

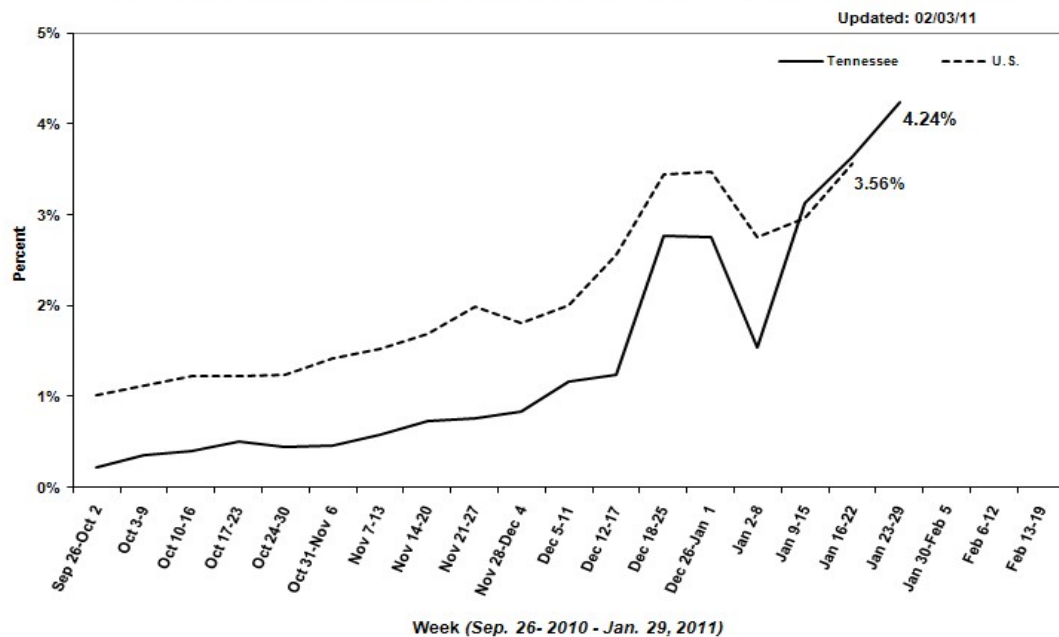
Respiratory Viral Panel

Number of Positive Specimens, by week

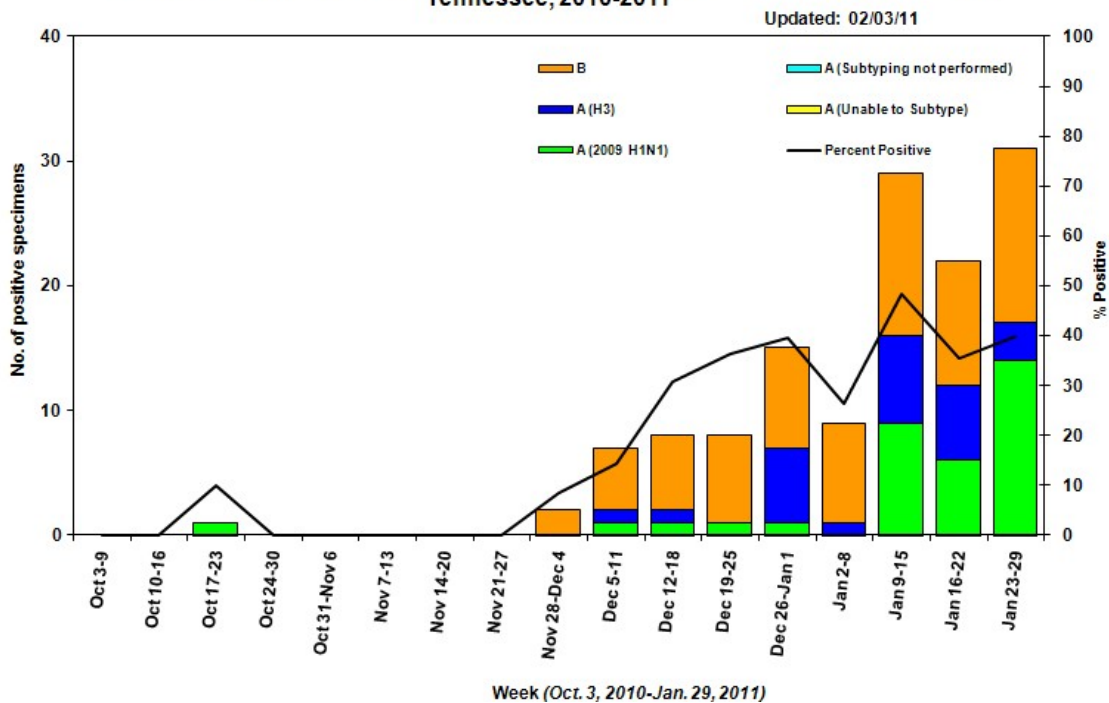
Month	Jan				Dec
Week	Current	3	2	1	52
Total specimens tested	78	62	60	34	38
Influenza A 2009 H1N1	14	6	9	0	1
Influenza A H3N2	3	6	7	1	6
Influenza B	14	10	13	8	8
Respiratory Syncytial Virus A	*	*	*	*	*
Respiratory Syncytial Virus B	*	*	*	*	*
Parainfluenza 1	*	*	*	*	*
Parainfluenza 2	*	*	*	*	*
Parainfluenza 3	*	*	*	*	*
Rhinovirus	*	*	*	*	*
Metapneumovirus	*	*	*	*	*
Adenovirus	*	*	*	*	*

*Note: The RVP testing instrument is still being serviced. Only influenza PCR results are currently available.

Percentage of Outpatient Visits Reported by the U.S. and Tennessee Outpatient Influenza-like Illness Surveillance Network (ILINet) as Influenza-like Illness, 2010-2011



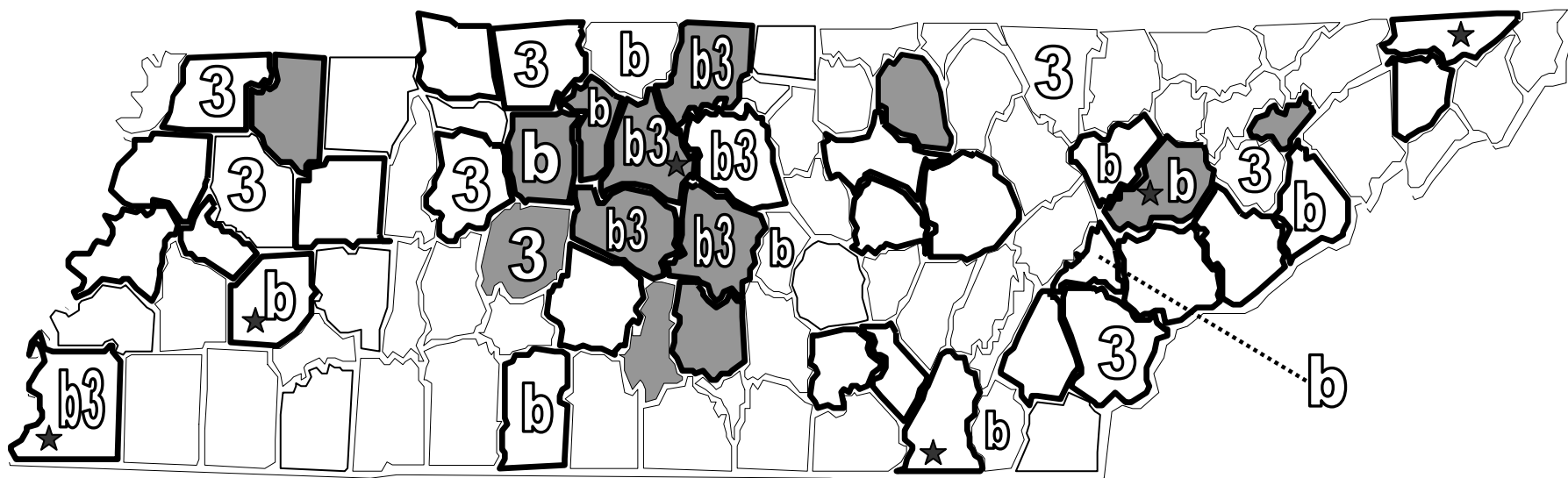
Influenza Positive Tests Submitted to TN Dept. of Health Laboratory Services, Tennessee, 2010-2011






Influenza confirmed by culture or PCR in Tennessee from specimens collected by any source within the past 6 weeks.

December 19, 2010 to January 29, 2011

- Strains are reported by county of case residence or, if unknown, county where the specimen was collected.
- Counties where influenza sentinel providers are located are identified with bold boundary lines.
- Stars marks counties with large metropolitan populations (Memphis, Jackson, Nashville, Chattanooga, Knoxville, and the Tri-Cities area)



 2009 A (H1N1)	 3 A(H3N2)	 b Seasonal B
--	---	--

Reference Information for Sentinel Provider Network

1 Influenza-like illness (ILI) is defined as fever > 100°F (37.8°C) plus cough and/or sore throat, in the absence of a known cause (other than influenza). Classification of ILI is based upon symptoms only and does not require any test.

2 The % of patients with ILI seen in each region is compared to the statewide average. Regions with % statistically-significantly different from the state average are noted as "higher" or "lower." The CDC reports that the percentage of patients visiting outpatient healthcare providers in the Sentinel Provider Network (SPN) with influenza-like-illness (ILI) when influenza viruses are not circulating is expected to fall at or below a specific SPN baseline [nationwide = 2.2%, East South Central region (AL, TN, MS, KY) = 2.3%]. When the percentage of patients with ILI exceeds this baseline, this suggests that influenza viruses may be circulating.

Important information for Sentinel Providers

Sentinel Providers report ILI by the end of Tuesday following the end of the reporting week (www2a.cdc.gov/ilinet) and collect and ship specimens from ILI cases Monday through Thursday (maximum 10/week per provider). All Sentinel Provider specimens MUST be accompanied by the Influenza and Respiratory Viral Panel Submission form dated 8/18/2010, or testing will not be done. The Respiratory Viral Panel is only validated for nasopharyngeal (NP) specimens. Specimens collected from other sites cannot be tested.

Additional laboratory supplies can be obtained by completing the lab order supply form. To ensure the order is filled, please include the CDC Provider ID Code.

Contact Information

Submit weekly reports to: <http://www2a.cdc.gov/ilinet/> OR Fax 888-232-1322

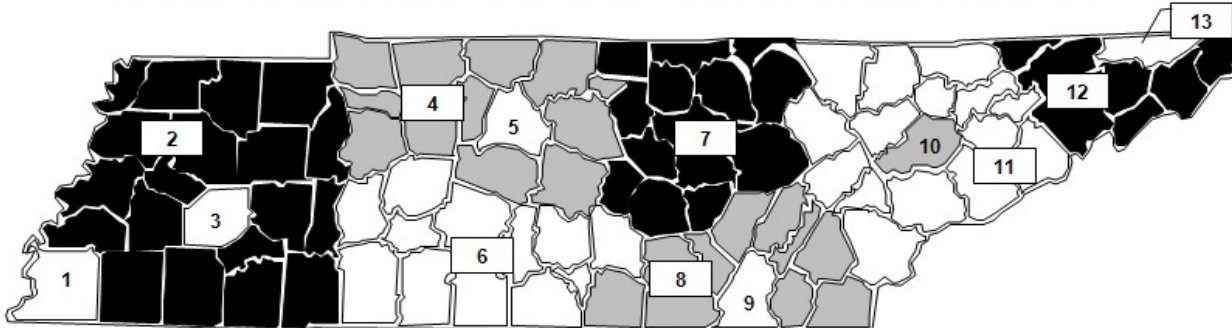
State Lab: Susan McCool 615-262-6351

SPN Questions:

State: Robb Garman or Robert Taylor 800-404-3006 OR 615-741-7247

County/Region: Regional SPN Coordinator (see map)

TENNESSEE SENTINEL PROVIDER NETWORK COORDINATORS



1	Shelby County	901-544-6991
2	West TN Region	731-423-6600
3	Jackson-Madison County	731-423-3020
4	Mid-Cumberland Region	615-650-7000
5	Nashville-Davidson County	615-340-5616
6	South Central Region	931-380-2532
7	Upper Cumberland Region	931-528-7531
8	Southeast Region	423-634-3124
9	Chattanooga-Hamilton County	423-209-8190
10	Knoxville-Knox County	865-215-5300
11	East TN Region	865-546-9221
12	Northeast Region	423-979-3200
13	Sullivan County	423-279-7545