

Sentinel Provider Influenza-Like Illness (ILI)¹ Surveillance Summary (health.state.tn.us/TNflu_report_archive.htm)

For the Week of March 4-10, 2012 (Week 10)

Summary for	# Providers reporting	Total Providers	Total Regional ILI	Total Regional Patients	% ILI	Comparison to State ²
Hamilton County (Chattanooga)	4	4	2	800	0.3%	lower
East Tennessee Region	8	8	56	3558	1.6%	
Jackson-Madison County	1	1	51	566	9.0%	higher
Knoxville-Knox County	4	4	9	1606	0.6%	lower
Mid-Cumberland Region	9	9	1	619	0.2%	lower
Shelby County (Memphis)	2	4	3	750	0.4%	lower
Nashville-Davidson County	4	6	65	808	8.0%	higher
Northeast Region	3	3	3	510	0.6%	lower
South Central Region	3	3	1	214	0.5%	
Southeast Region	4	4	7	550	1.3%	
Sullivan County (Tri-Cities)	1	2	0	368	0.0%	lower
Upper Cumberland Region	4	5	6	505	1.2%	
West Tennessee Region	6	6	0	363	0.0%	lower
State of Tennessee	53	59	204	11217	1.82%	

Note: In spite of low levels of influenza so far this season, CDC continues to emphasize the critical need to submit specimens from patients with ILI to the state lab for PCR testing.

SP sites in TN may submit up to 10 viral specimens / week from patients with ILI.

Contact your regional coordinator if you need assistance.

The percentage (%) of patients with ILI reported in Week 10 was 1.82%, compared with 1.96% in Week 9. Forty specimens were received in Week 10; 6 (15.0%) were positive for influenza A viruses; one was A(2009 H1N1) and 5 were A(H3). Eight other specimens were positive for other respiratory viruses. Nationally, influenza activity remains low, but is elevated in some areas, with circulating strains generally well-matched to the vaccine.

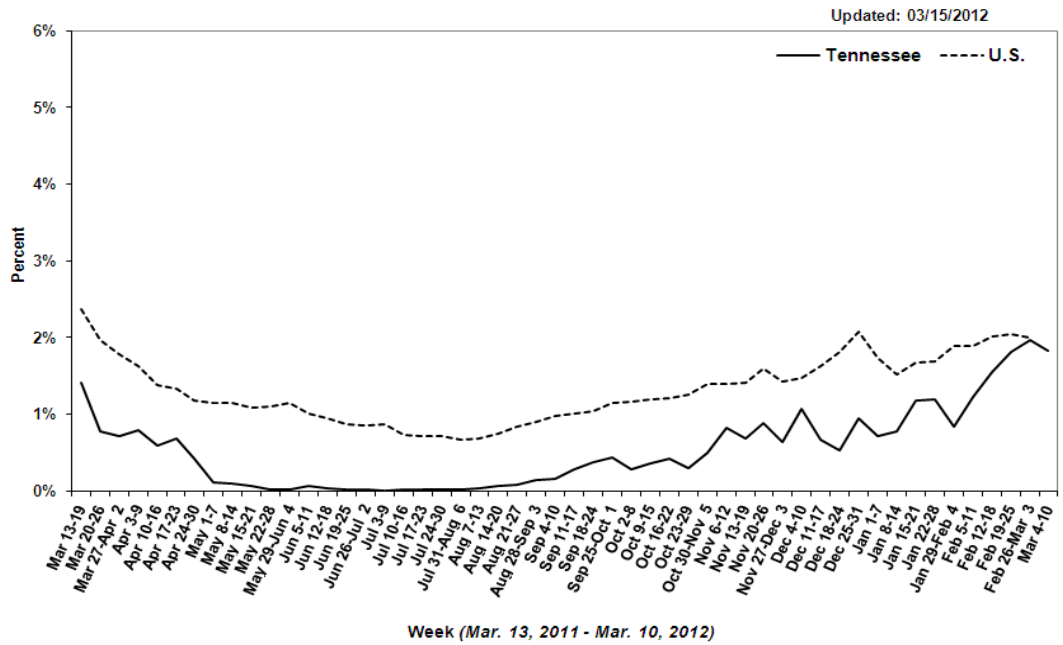
State Public Health Laboratory

Respiratory Viral Panel

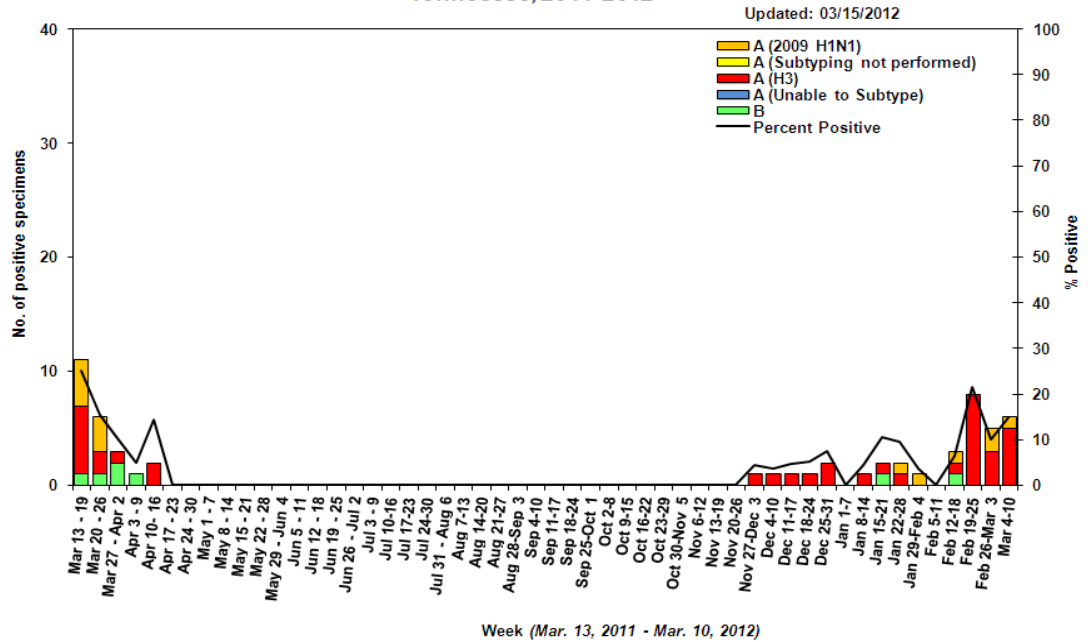
Number of Positive Specimens, by week

Month	Mar	Feb	Jan	Dec	Nov
Week	Current	8	7	6	5
Total specimens tested	40	50	37	46	30
Influenza A 2009 H1N1	1	2	0	1	0
Influenza A H3	5	3	8	1	0
Influenza B	0	0	0	1	0
Respiratory Syncytial Virus A	0	1	1	3	4
Respiratory Syncytial Virus B	2	3	2	0	2
Parainfluenza 1	0	0	1	1	0
Parainfluenza 2	0	0	0	0	0
Parainfluenza 3	0	0	0	0	0
Rhinovirus	2	2	3	5	2
Metapneumovirus	3	3	4	2	2
Adenovirus	1	2	1	0	0

Percentage of Outpatient Visits Reported by the U.S. and Tennessee Outpatient Influenza-like Illness Surveillance Network (ILINet) as Influenza-like Illness, 2011-2012



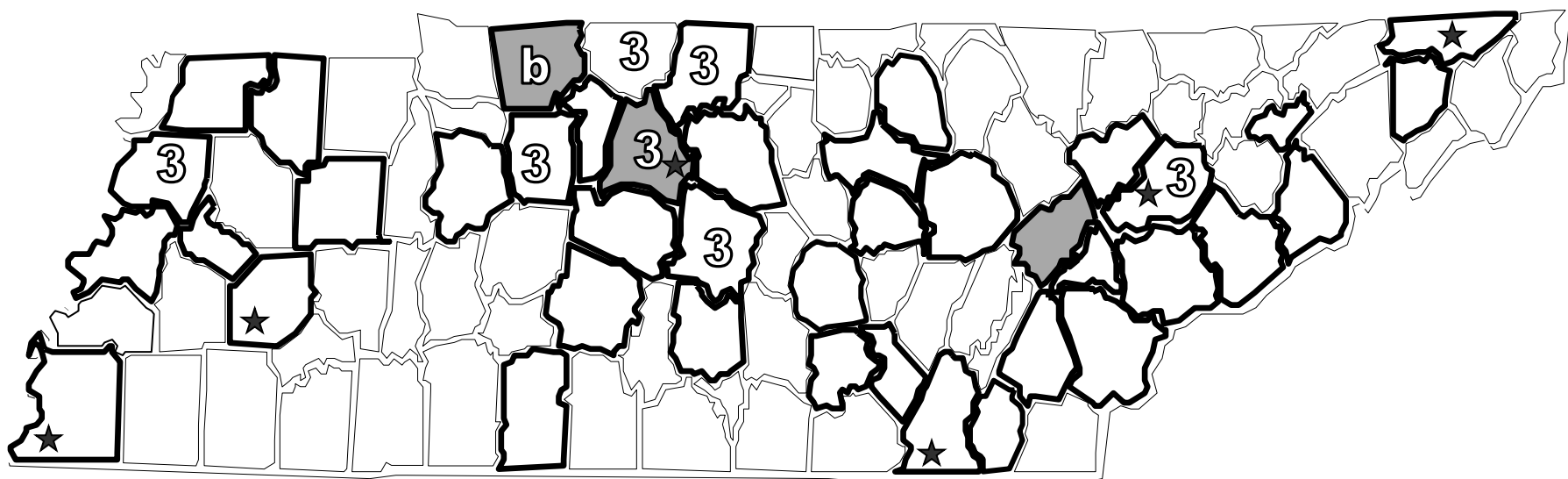
Influenza Positive Tests Submitted to TN Dept. of Health Laboratory Services, Tennessee, 2011-2012




Influenza confirmed by culture or PCR in Tennessee from specimens collected by any source within the past 6 weeks.

January 29, 2011 to March 10, 2012

- Strains are reported by county of case residence or, if unknown, county where the specimen was collected.
- Counties where influenza sentinel providers are located are identified with bold boundary lines.
- Stars mark counties with large metropolitan populations (Memphis, Jackson, Nashville, Chattanooga, Knoxville, and the Tri-Cities area)



 2009 A (H1N1)

 A(H3)

 Seasonal B

Reference Information for Sentinel Provider Network

1 Influenza-like illness (ILI) is defined as fever > 100°F (37.8°C) plus cough and/or sore throat, in the absence of a known cause (other than influenza). Classification of ILI is based upon symptoms only and does not require any test.

2 The % of patients with ILI seen in each region is compared to the statewide average. Regions with % statistically-significantly different from the state average are noted as "higher" or "lower." The CDC reports that the percentage of patients visiting outpatient healthcare providers in the Sentinel Provider Network (SPN) with influenza-like-illness (ILI) when influenza viruses are not circulating is expected to fall at or below a specific SPN baseline [nationwide = 2.2%, East South Central region (AL, TN, MS, KY) = 2.3%]. When the percentage of patients with ILI exceeds this baseline, this suggests that influenza viruses may be circulating.

Important information for Sentinel Providers

Sentinel Providers report ILI by the end of Tuesday following the end of the reporting week (www2a.cdc.gov/ilinet) and collect and ship specimens from ILI cases Monday through Thursday (maximum 10/week per provider). All Sentinel Provider specimens MUST be accompanied by the Influenza and Respiratory Viral Panel Submission form or testing will not be done. The Respiratory Viral Panel is only validated for nasopharyngeal (NP) specimens. Specimens collected from other sites cannot be tested.

Additional laboratory supplies can be obtained by completing the lab order supply form. To ensure the order is filled, please include the CDC Provider ID Code.

Contact Information

Submit weekly reports to: <http://www2a.cdc.gov/ilinet/> OR Fax 888-232-1322

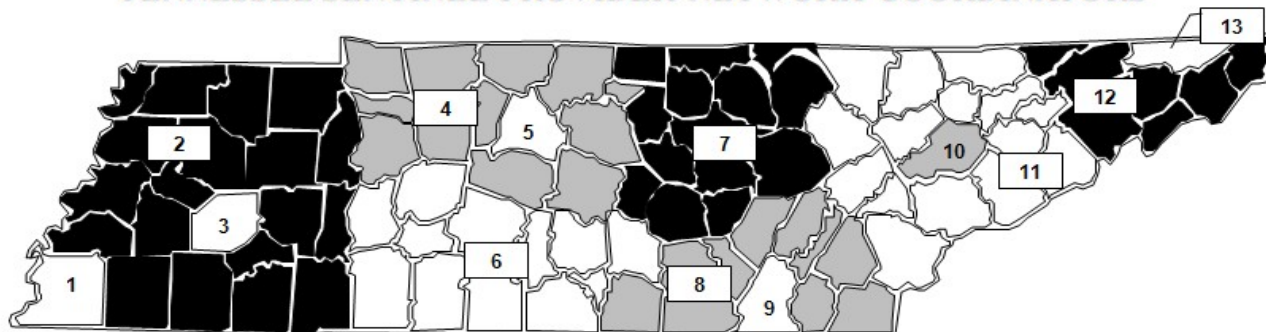
State Lab: Susan McCool 615-262-6351

SPN Questions:

State: Robb Garman 800-404-3006 OR 615-741-7247

County/Region: Regional SPN Coordinator (see map)

TENNESSEE SENTINEL PROVIDER NETWORK COORDINATORS



1	Shelby County	901-222-9239
2	West TN Region	731-421-6758
3	Jackson-Madison County	731-927-8540
4	Mid-Cumberland Region	615-650-7000
5	Nashville-Davidson County	615-340-0551
6	South Central Region	931-380-2532
7	Upper Cumberland Region	931-646-7505
8	Southeast Region	423-634-6065
9	Chattanooga-Hamilton County	423-209-8063
10	Knoxville-Knox County	865-215-5084
11	East TN Region	865-549-5287
12	Northeast Region	423-979-3200
13	Sullivan County	423-279-7545