

Sentinel Provider Influenza-Like Illness (ILI)¹ Surveillance Summary [\(health.state.tn.us/TNflu_report_archive.htm\)](http://health.state.tn.us/TNflu_report_archive.htm)

For the Week of Nov. 18-24, 2012 (Week 47)

Summary for	# Sites reporting	Total Sites	Total Regional ILI	Total Regional Patients	% ILI	Compared to State ²
Hamilton County (Chattanooga)	3	4	0	336	0.0%	lower
East Tennessee Region	8	8	244	2653	9.2%	higher
Jackson-Madison County	0	0	0	0	0.0%	
Knoxville-Knox County	4	4	35	966	3.6%	
Mid-Cumberland Region	10	10	11	764	1.4%	lower
Shelby County (Memphis)	6	10	34	684	5.0%	
Nashville-Davidson County	5	6	8	561	1.4%	lower
Northeast Region	1	3	0	82	0.0%	
South Central Region	3	3	0	209	0.0%	lower
Southeast Region	4	5	2	224	0.9%	lower
Sullivan County (Tri-Cities)	2	2	0	314	0.0%	lower
Upper Cumberland Region	4	4	0	410	0.0%	lower
West Tennessee Region	5	6	1	167	0.6%	lower
State of Tennessee	55	65	335	7370	4.55%	

Note to Sentinel Providers:

Sentinel Providers are reminded to submit specimens on all patients meeting the ILI case definition (up to 10 per week).

Please use the TDH specimen submission form dated October 2012.

The percentage of patients with ILI reported in Week 47 was 4.55%, compared with 2.08% in Week 46. Influenza-like illness is on the rise in the state. It should be noted that a large practice in the East Tennessee Region reported a very high percentage of patients with ILI symptoms which has had the effect of increasing the overall percentage for the state. To date, 26 specimens from Week 47 have been tested; 6 (23.1%) were positive for influenza viruses: 5 were influenza A(H3) and 1 was influenza B. One other specimen was positive for other respiratory viruses. A map of counties with confirmed influenza (PCR or culture) in the past six weeks is below. All Sentinel Providers should submit specimens regularly to identify locally circulating strains.

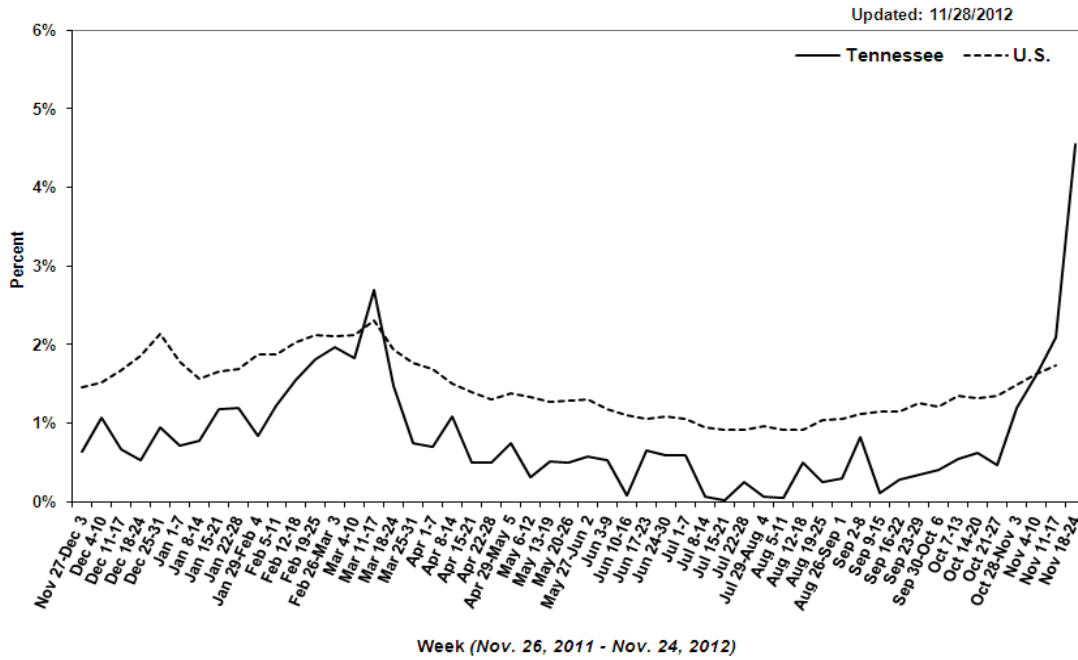
State Public Health Laboratory

Respiratory Viral Panel

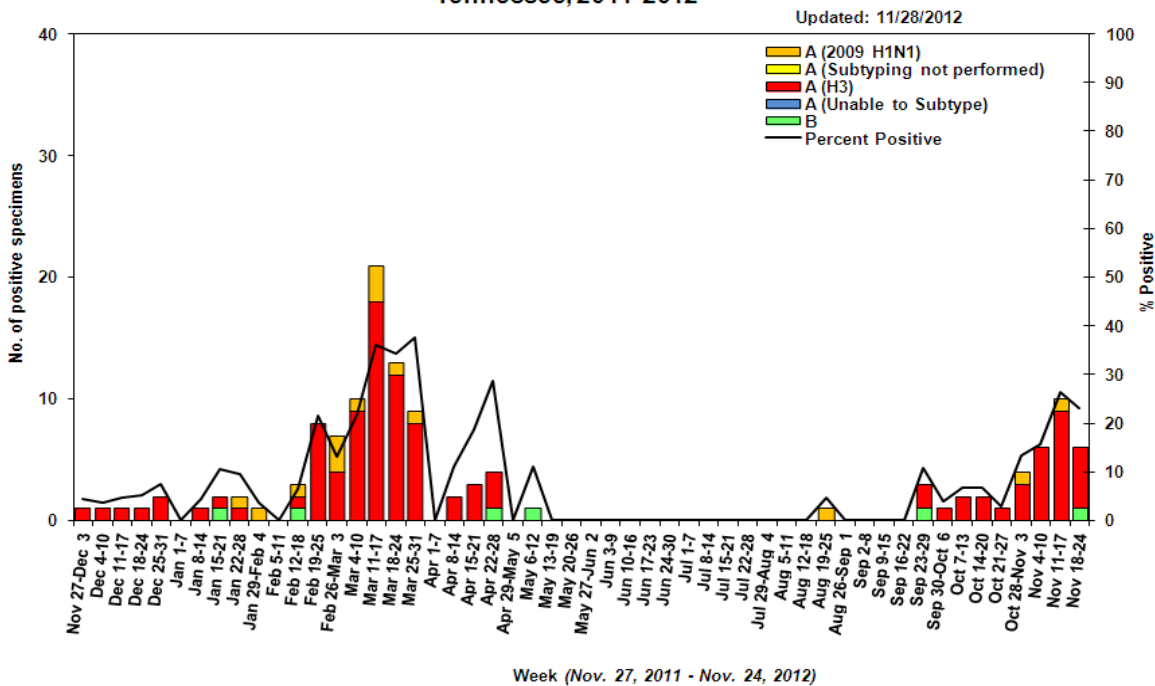
Number of Positive Specimens, by week

Month/Week	#	Flu A (H1N1)	Flu A(H3)	Flu B	RSV A	Paraflu 2	Paraflu 3	Paraflu 4	Rhino	Corona 229E	Corona OC43	Adeno B	Adeno C
November													
Current	26	0	5	1	0	0	0	0	0	0	0	0	1
46	38	1	9	0	2	0	1	0	8	0	1	0	0
45	38	0	6	0	0	0	2	1	6	0	1	1	1
44	30	1	3	0	0	0	2	0	4	0	2	0	0
October													
43	27	0	1	0	0	2	0	0	4	0	0	0	0

Percentage of Outpatient Visits Reported by the U.S. and Tennessee Outpatient Influenza-like Illness Surveillance Network (ILINet) as Influenza-like Illness, 2011-2012



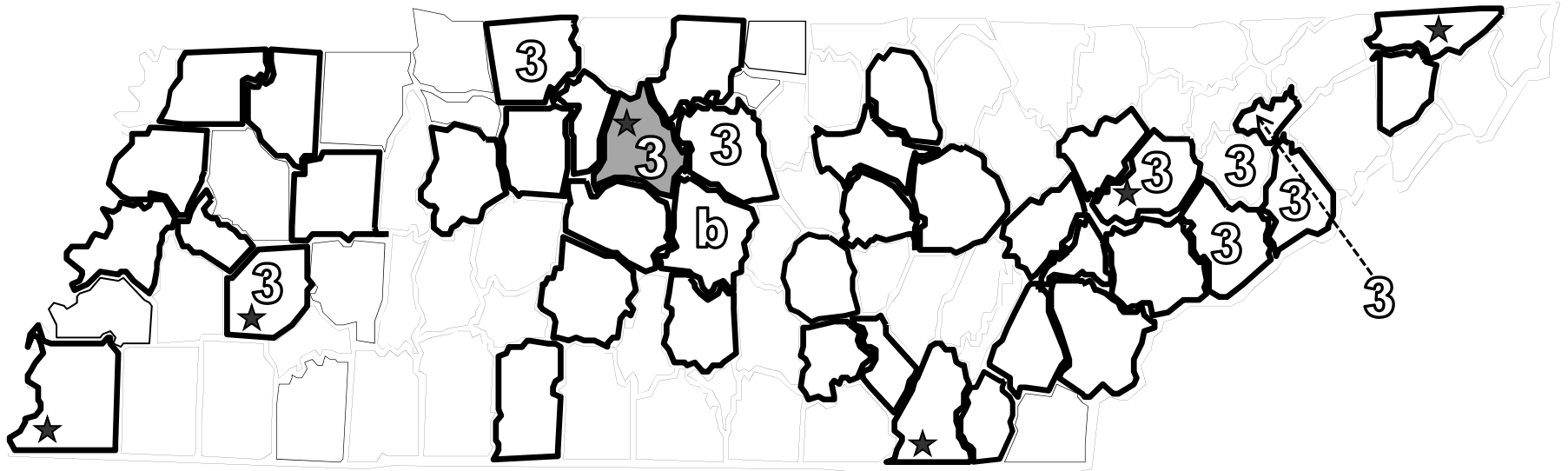
Influenza Positive Tests Submitted to TN Dept. of Health Laboratory Services, Tennessee, 2011-2012






Influenza confirmed by culture or PCR in Tennessee from specimens collected by any source within the past 6 weeks.

October 14, 2012 to November 24, 2012

- Strains are reported by county of case residence or, if unknown, county where the specimen was collected.
- Counties where influenza sentinel providers are located are identified with bold boundary lines.
- Stars mark counties with large metropolitan populations (Memphis, Jackson, Nashville, Chattanooga, Knoxville, and the Tri-Cities area)



 2009 A (H1N1)	 3 A(H3)	 b Seasonal B
---	---	--

Reference Information for Sentinel Provider Network

1 Influenza-like illness (ILI) is defined as fever > 100°F (37.8°C) plus cough and/or sore throat, in the absence of a known cause (other than influenza). Classification of ILI is based upon symptoms only and does not require any test.

2 The % of patients with ILI seen in each region is compared to the statewide average. Regions with % statistically-significantly different from the state average are noted as "higher" or "lower." The CDC reports that the percentage of patients visiting outpatient healthcare providers in the Sentinel Provider Network (SPN) with influenza-like-illness (ILI) when influenza viruses are not circulating is expected to fall at or below a specific SPN baseline [nationwide = 2.2%, East South Central region (AL, TN, MS, KY) = 2.3%]. When the percentage of patients with ILI exceeds this baseline, this suggests that influenza viruses may be circulating.

Important information for Sentinel Providers

Sentinel Providers report ILI by the end of Tuesday following the end of the reporting week (www2a.cdc.gov/ilinet) and collect and ship specimens from ILI cases Monday through Thursday (maximum 10/week per provider). All Sentinel Provider specimens MUST be accompanied by the Influenza and Respiratory Viral Panel Submission form or testing will not be done. The Respiratory Viral Panel is only validated for nasopharyngeal (NP) specimens. Specimens collected from other sites cannot be tested.

Additional laboratory supplies can be obtained by completing the lab order supply form. To ensure the order is filled, please include the CDC Provider ID Code.

Contact Information

Submit weekly reports to: <http://www2a.cdc.gov/ilinet/> OR Fax 888-232-1322

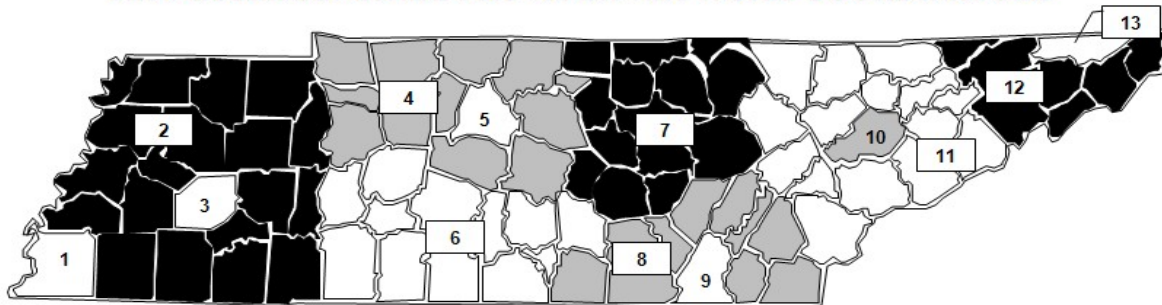
State Lab: Susan McCool 615-262-6351

SPN Questions:

State: Robb Garman 800-404-3006 OR 615-741-7247

County/Region: Regional SPN Coordinator (see map)

TENNESSEE SENTINEL PROVIDER NETWORK COORDINATORS



1	Shelby County	901-222-9239
2	West TN Region	731-421-6758
3	Jackson-Madison County	731-927-8540
4	Mid-Cumberland Region	615-650-7000
5	Nashville-Davidson County	615-340-0551
6	South Central Region	931-380-2532
7	Upper Cumberland Region	931-646-7505
8	Southeast Region	423-634-6065
9	Chattanooga-Hamilton County	423-209-8063
10	Knoxville-Knox County	865-215-5084
11	East TN Region	865-549-5287
12	Northeast Region	423-979-3200
13	Sullivan County	423-279-7545