

**QUARTERLY STATEMENT**

**OF THE**

**UnitedHealthcare Plan of the River Valley, Inc.**

**TO THE**

**Insurance Department**

**OF THE**

**STATE OF**

Illinois

FOR THE QUARTER ENDED  
SEPTEMBER 30, 2013

HEALTH

**2013**

**QUARTERLY STATEMENT**

**OF THE**

**UnitedHealthcare Plan of the River Valley, Inc.**

**TO THE**

**Insurance Department**

**OF THE**

**STATE OF**

Tennessee

FOR THE QUARTER ENDED  
SEPTEMBER 30, 2013

HEALTH

**2013**



# HEALTH QUARTERLY STATEMENT

AS OF SEPTEMBER 30, 2013  
OF THE CONDITION AND AFFAIRS OF THE  
**UnitedHealthcare Plan of the River Valley, Inc.**

NAIC Group Code 0707 0707 NAIC Company Code 95378 Employer's ID Number 36-3379945  
(Current) (Prior)

Organized under the Laws of Illinois, State of Domicile or Port of Entry Illinois

Country of Domicile United States of America

Licensed as business type: Health Maintenance Organization

Is HMO Federally Qualified? Yes [ ] No [ X ]

Incorporated/Organized 08/05/1985 Commenced Business 12/19/1985

Statutory Home Office 1300 River Drive, Suite 200, Moline, IL, US 61265  
(Street and Number) (City or Town, State, Country and Zip Code)

Main Administrative Office 1300 River Drive, Suite 200  
(Street and Number)  
Moline, IL, US 61265 309-736-4600  
(City or Town, State, Country and Zip Code) (Area Code) (Telephone Number)

Mail Address 9700 Health Care Lane, MN017-E900, Minnetonka, MN, US 55343  
(Street and Number or P.O. Box) (City or Town, State, Country and Zip Code)

Primary Location of Books and Records 1300 River Drive, Suite 200  
(Street and Number)  
Moline, IL, US 61265 309-736-4600  
(City or Town, State, Country and Zip Code) (Area Code) (Telephone Number)

Internet Website Address UHCRiverValley.com

Statutory Statement Contact Gretchen Lea Fischer, 952-979-6138  
(Name) (Area Code) (Telephone Number)  
gretchen\_l\_fischer@uhc.com 952-979-7825  
(E-mail Address) (FAX Number)

### OFFICERS

Secretary Christina Regina Palme-Krizak Chief Financial Officer James Wesley Waters  
Treasurer Robert Worth Oberrender

### OTHER OFFICERS

Scott Andrew Bowers President, Medicaid Division Nyle Brent Cottingham Assistant Treasurer Michelle Marie Huntley Dill Assistant Secretary  
Tracey Irene McLoone M.D. # Chief Medical Director Steven Craig Walli President, Commercial

### DIRECTORS

William Kenneth Appelgate Ph.D. Scott Andrew Bowers James Edward Hecker  
Tracey Irene McLoone M.D. # Steven Craig Walli # James Wesley Waters  
Cathie Sue Whiteside Scott Edward Williams #

State of Missouri State of Minnesota State of Tennessee  
County of St LOUIS County of Hennepin County of Davidson

The officers of this reporting entity being duly sworn, each depose and say that they are the described officers of said reporting entity, and that on the reporting period stated above, all of the herein described assets were the absolute property of the said reporting entity, free and clear from any liens or claims thereon, except as herein stated, and that this statement, together with related exhibits, schedules and explanations therein contained, annexed or referred to, is a full and true statement of all the assets and liabilities and of the condition and affairs of the said reporting entity as of the reporting period stated above, and of its income and deductions therefrom for the period ended, and have been completed in accordance with the NAIC Annual Statement Instructions and Accounting Practices and Procedures manual except to the extent that: (1) state law may differ; or, (2) that state rules or regulations require differences in reporting not related to accounting practices and procedures, according to the best of their information, knowledge and belief, respectively. Furthermore, the scope of this attestation by the described officers also includes the related corresponding electronic filing with the NAIC, when required, that is an exact copy (except for formatting differences due to electronic filing) of the enclosed statement. The electronic filing may be requested by various regulators in lieu of or in addition to the enclosed statement.


Steven Craig Walli Michelle Marie Huntley Dill James Wesley Waters  
Steven Craig Walli Michelle Marie Huntley Dill James Wesley Waters  
President, Commercial Assistant Secretary Chief Financial Officer

Subscribed and sworn to before me this 23 day of October, 2013 Subscribed and sworn to before me this 21st day of October, 2013 Subscribed and sworn to before me this 28th day of October, 2013  
Cynthia Dalpiaz Kelly Stoltberg [Signature]



CYNTHIA L. DALPIAZ  
My Commission Expires  
May 12, 2015  
St. Louis County  
Commission #11389126

- a. Is this an original filing?..... Yes [ X ] No [ ]  
b. If no,  
1. State the amendment number.....  
2. Date filed.....  
3. Number of pages attached.....



MY COMMISSION EXPIRES:  
August 23, 2016

**ASSETS**

	Current Statement Date			4 December 31 Prior Year Net Admitted Assets
	1 Assets	2 Nonadmitted Assets	3 Net Admitted Assets (Cols. 1 - 2)	
1. Bonds .....	715,258,365	0	715,258,365	690,266,794
2. Stocks:				
2.1 Preferred stocks .....	0	0	0	0
2.2 Common stocks .....	0	0	0	0
3. Mortgage loans on real estate:				
3.1 First liens .....	0	0	0	0
3.2 Other than first liens .....	0	0	0	0
4. Real estate:				
4.1 Properties occupied by the company (less \$ .....0 encumbrances) .....	0	0	0	0
4.2 Properties held for the production of income (less \$ .....0 encumbrances) .....	0	0	0	0
4.3 Properties held for sale (less \$ .....0 encumbrances) .....	0	0	0	0
5. Cash (\$ .....54,596,250 ), cash equivalents (\$ .....11,999,717 ) and short-term investments (\$ .....164,386,789 ) .....	230,982,756	0	230,982,756	193,347,621
6. Contract loans (including \$ .....0 premium notes) .....	0	0	0	0
7. Derivatives .....	0	0	0	0
8. Other invested assets .....	21,383,088	0	21,383,088	8,949,246
9. Receivables for securities .....	0	0	0	0
10. Securities lending reinvested collateral assets .....	0	0	0	0
11. Aggregate write-ins for invested assets .....	0	0	0	0
12. Subtotals, cash and invested assets (Lines 1 to 11) .....	967,624,209	0	967,624,209	892,563,661
13. Title plants less \$ .....0 charged off (for Title insurers only) .....	0	0	0	0
14. Investment income due and accrued .....	6,406,096	0	6,406,096	7,185,534
15. Premiums and considerations:				
15.1 Uncollected premiums and agents' balances in the course of collection .....	47,786,592	968,597	46,817,995	50,864,369
15.2 Deferred premiums, agents' balances and installments booked but deferred and not yet due (including \$ .....0 earned but unbilled premiums) .....	0	0	0	0
15.3 Accrued retrospective premiums .....	1,658,536	0	1,658,536	1,360,537
16. Reinsurance:				
16.1 Amounts recoverable from reinsurers .....	0	0	0	0
16.2 Funds held by or deposited with reinsured companies .....	0	0	0	0
16.3 Other amounts receivable under reinsurance contracts .....	0	0	0	0
17. Amounts receivable relating to uninsured plans .....	34,768,699	140,760	34,627,939	17,311,385
18.1 Current federal and foreign income tax recoverable and interest thereon .....	4,916,893	0	4,916,893	0
18.2 Net deferred tax asset .....	40,195,426	17,662,156	22,533,270	22,533,270
19. Guaranty funds receivable or on deposit .....	1,053,553	0	1,053,553	1,780,333
20. Electronic data processing equipment and software .....	0	0	0	0
21. Furniture and equipment, including health care delivery assets (\$ .....0 ) .....	0	0	0	0
22. Net adjustment in assets and liabilities due to foreign exchange rates .....	0	0	0	0
23. Receivables from parent, subsidiaries and affiliates .....	7,559	7,559	0	0
24. Health care (\$ .....22,497,351 ) and other amounts receivable .....	37,116,732	14,619,381	22,497,351	18,823,841
25. Aggregate write-ins for other than invested assets .....	2,320,065	18,377	2,301,688	4,935,684
26. Total assets excluding Separate Accounts, Segregated Accounts and Protected Cell Accounts (Lines 12 to 25) .....	1,143,854,360	33,416,830	1,110,437,530	1,017,358,614
27. From Separate Accounts, Segregated Accounts and Protected Cell Accounts .....	0	0	0	0
28. Total (Lines 26 and 27)	1,143,854,360	33,416,830	1,110,437,530	1,017,358,614
<b>DETAILS OF WRITE-INS</b>				
1101. ....				
1102. ....				
1103. ....				
1198. Summary of remaining write-ins for Line 11 from overflow page .....	0	0	0	0
1199. Totals (Lines 1101 through 1103 plus 1198)(Line 11 above) .....	0	0	0	0
2501. FEHBP Receivable .....	2,301,688	0	2,301,688	4,935,684
2502. Service Fee Receivable .....	18,377	18,377	0	0
2503. ....				
2598. Summary of remaining write-ins for Line 25 from overflow page .....	0	0	0	0
2599. Totals (Lines 2501 through 2503 plus 2598)(Line 25 above) .....	2,320,065	18,377	2,301,688	4,935,684

**LIABILITIES, CAPITAL AND SURPLUS**

	Current Period			Prior Year
	1 Covered	2 Uncovered	3 Total	4 Total
1. Claims unpaid (less \$ .....0 reinsurance ceded) .....	430,353,693	0	430,353,693	386,814,073
2. Accrued medical incentive pool and bonus amounts .....	2,473,021	0	2,473,021	749,002
3. Unpaid claims adjustment expenses .....	8,397,653	0	8,397,653	9,344,180
4. Aggregate health policy reserves, including the liability of \$ .....63,225 for medical loss ratio rebate per the Public Health Service Act .....	12,468,828	0	12,468,828	12,357,722
5. Aggregate life policy reserves .....	0	0	0	0
6. Property/casualty unearned premium reserve .....	0	0	0	0
7. Aggregate health claim reserves .....	195,463	0	195,463	196,081
8. Premiums received in advance .....	41,878,999	0	41,878,999	38,772,529
9. General expenses due or accrued .....	47,188,829	0	47,188,829	43,068,266
10.1 Current federal and foreign income tax payable and interest thereon (including \$ .....0 on realized gains (losses)) .....	0	0	0	701,493
10.2 Net deferred tax liability .....	0	0	0	0
11. Ceded reinsurance premiums payable .....	335,865	0	335,865	360,560
12. Amounts withheld or retained for the account of others .....	140,512	0	140,512	50,986
13. Remittances and items not allocated .....	698	0	698	12,651
14. Borrowed money (including \$ .....0 current) and interest thereon \$ .....0 (including \$ .....0 current) .....	0	0	0	0
15. Amounts due to parent, subsidiaries and affiliates .....	70,425,589	0	70,425,589	69,163,058
16. Derivatives .....	0	0	0	0
17. Payable for securities .....	13,268,298	0	13,268,298	6,727,155
18. Payable for securities lending .....	0	0	0	0
19. Funds held under reinsurance treaties (with \$ .....0 authorized reinsurers, \$ .....0 unauthorized reinsurers and \$ .....0 certified reinsurers) .....	0	0	0	0
20. Reinsurance in unauthorized and certified (\$ .....0 ) companies .....	0	0	0	0
21. Net adjustments in assets and liabilities due to foreign exchange rates .....	0	0	0	0
22. Liability for amounts held under uninsured plans .....	15,653,386	0	15,653,386	7,818,970
23. Aggregate write-ins for other liabilities (including \$ .....0 current) .....	233	0	233	112
24. Total liabilities (Lines 1 to 23) .....	642,781,067	0	642,781,067	576,136,838
25. Aggregate write-ins for special surplus funds .....	XXX	XXX	0	0
26. Common capital stock .....	XXX	XXX	610,000	610,000
27. Preferred capital stock .....	XXX	XXX	0	0
28. Gross paid in and contributed surplus .....	XXX	XXX	44,977,137	44,977,137
29. Surplus notes .....	XXX	XXX	0	0
30. Aggregate write-ins for other than special surplus funds .....	XXX	XXX	1,500,000	1,500,000
31. Unassigned funds (surplus) .....	XXX	XXX	420,569,326	394,134,639
32. Less treasury stock, at cost:				
32.1 .....0 shares common (value included in Line 26 \$ .....0 ) .....	XXX	XXX	0	0
32.2 .....0 shares preferred (value included in Line 27 \$ .....0 ) .....	XXX	XXX	0	0
33. Total capital and surplus (Lines 25 to 31 minus Line 32) .....	XXX	XXX	467,656,463	441,221,776
34. Total liabilities, capital and surplus (Lines 24 and 33) .....	XXX	XXX	1,110,437,530	1,017,358,614
<b>DETAILS OF WRITE-INS</b>				
2301. Unclaimed Property .....	233	0	233	112
2302. ....				
2303. ....				
2398. Summary of remaining write-ins for Line 23 from overflow page .....	0	0	0	0
2399. Totals (Lines 2301 through 2303 plus 2398)(Line 23 above) .....	233	0	233	112
2501. ....	XXX	XXX		
2502. ....	XXX	XXX		
2503. ....	XXX	XXX		
2598. Summary of remaining write-ins for Line 25 from overflow page .....	XXX	XXX	0	0
2599. Totals (Lines 2501 through 2503 plus 2598)(Line 25 above) .....	XXX	XXX	0	0
3001. Statutory Fund .....	XXX	XXX	1,500,000	1,500,000
3002. ....	XXX	XXX		
3003. ....	XXX	XXX		
3098. Summary of remaining write-ins for Line 30 from overflow page .....	XXX	XXX	0	0
3099. Totals (Lines 3001 through 3003 plus 3098)(Line 30 above) .....	XXX	XXX	1,500,000	1,500,000

**STATEMENT OF REVENUE AND EXPENSES**

	Current Year To Date		Prior Year To Date	Prior Year Ended December 31
	1 Uncovered	2 Total	3 Total	4 Total
1. Member Months	XXX	6,901,023	7,051,363	9,410,333
2. Net premium income ( including \$ 0 non-health premium income)	XXX	3,044,884,554	2,997,604,548	4,017,438,866
3. Change in unearned premium reserves and reserve for rate credits	XXX	186,894	(6,703,031)	(6,548,120)
4. Fee-for-service (net of \$ 0 medical expenses)	XXX	0	0	0
5. Risk revenue	XXX	0	0	0
6. Aggregate write-ins for other health care related revenues	XXX	767,562	276,000	462,000
7. Aggregate write-ins for other non-health revenues	XXX	0	0	0
8. Total revenues (Lines 2 to 7)	XXX	3,045,839,010	2,991,177,517	4,011,352,746
<b>Hospital and Medical:</b>				
9. Hospital/medical benefits	0	2,425,873,352	2,273,177,334	3,081,117,985
10. Other professional services	0	15,528,189	11,701,984	17,426,653
11. Outside referrals	0	0	0	0
12. Emergency room and out-of-area	0	0	0	0
13. Prescription drugs	0	90,314,425	99,232,289	118,451,761
14. Aggregate write-ins for other hospital and medical	0	0	0	0
15. Incentive pool, withhold adjustments and bonus amounts	0	2,987,793	1,479,705	2,166,057
16. Subtotal (Lines 9 to 15)	0	2,534,703,759	2,385,591,312	3,219,162,456
<b>Less:</b>				
17. Net reinsurance recoveries	0	104,034	0	0
18. Total hospital and medical (Lines 16 minus 17)	0	2,534,599,725	2,385,591,312	3,219,162,456
19. Non-health claims (net)	0	0	0	0
20. Claims adjustment expenses, including \$ 60,581,575 cost containment expenses	0	95,663,619	92,169,885	140,798,914
21. General administrative expenses	0	276,973,190	321,314,159	417,524,328
22. Increase in reserves for life and accident and health contracts (including \$ 0 increase in reserves for life only)	0	0	0	0
23. Total underwriting deductions (Lines 18 through 22)	0	2,907,236,534	2,799,075,356	3,777,485,698
24. Net underwriting gain or (loss) (Lines 8 minus 23)	XXX	138,602,476	192,102,161	233,867,048
25. Net investment income earned	0	11,087,770	12,480,211	16,451,525
26. Net realized capital gains (losses) less capital gains tax of \$ 1,627,474	0	2,880,115	930,058	1,609,316
27. Net investment gains (losses) (Lines 25 plus 26)	0	13,967,885	13,410,269	18,060,841
28. Net gain or (loss) from agents' or premium balances charged off [(amount recovered \$ (5,878) ) (amount charged off \$ 202,645 )]	0	(196,767)	0	(425,378)
29. Aggregate write-ins for other income or expenses	0	(337,042)	(740,372)	(224,654)
30. Net income or (loss) after capital gains tax and before all other federal income taxes (Lines 24 plus 27 plus 28 plus 29)	XXX	152,036,552	204,772,058	251,277,857
31. Federal and foreign income taxes incurred	XXX	47,272,875	66,679,092	81,323,963
32. Net income (loss) (Lines 30 minus 31)	XXX	104,763,677	138,092,966	169,953,894
<b>DETAILS OF WRITE-INS</b>				
0601. TennCare Incentives	XXX	767,562	276,000	462,000
0602.	XXX			
0603.	XXX			
0698. Summary of remaining write-ins for Line 6 from overflow page	XXX	0	0	0
0699. Totals (Lines 0601 through 0603 plus 0698)(Line 6 above)	XXX	767,562	276,000	462,000
0701.	XXX			
0702.	XXX			
0703.	XXX			
0798. Summary of remaining write-ins for Line 7 from overflow page	XXX	0	0	0
0799. Totals (Lines 0701 through 0703 plus 0798)(Line 7 above)	XXX	0	0	0
1401.				
1402.				
1403.				
1498. Summary of remaining write-ins for Line 14 from overflow page	0	0	0	0
1499. Totals (Lines 1401 through 1403 plus 1498)(Line 14 above)	0	0	0	0
2901. Fines & Penalties – Paid and Accrued	0	(337,070)	(740,372)	(224,654)
2902. Investment Settlement Proceeds	0	28	0	0
2903.				
2998. Summary of remaining write-ins for Line 29 from overflow page	0	0	0	0
2999. Totals (Lines 2901 through 2903 plus 2998)(Line 29 above)	0	(337,042)	(740,372)	(224,654)

**STATEMENT OF REVENUE AND EXPENSES (Continued)**

	1 Current Year to Date	2 Prior Year to Date	3 Prior Year Ended December 31
<b>CAPITAL AND SURPLUS ACCOUNT</b>			
33. Capital and surplus prior reporting year.....	441,221,776	452,776,017	452,776,017
34. Net income or (loss) from Line 32 .....	104,763,677	138,092,966	169,953,894
35. Change in valuation basis of aggregate policy and claim reserves .....	0	0	0
36. Change in net unrealized capital gains (losses) less capital gains tax of \$ ..... 0	0	0	0
37. Change in net unrealized foreign exchange capital gain or (loss) .....	0	0	0
38. Change in net deferred income tax .....	(3,459,589)	(2,347,722)	1,650,397
39. Change in nonadmitted assets .....	5,130,599	965,140	(11,404,376)
40. Change in unauthorized and certified reinsurance .....	0	0	0
41. Change in treasury stock .....	0	0	0
42. Change in surplus notes .....	0	0	0
43. Cumulative effect of changes in accounting principles.....	0	8,245,843	8,245,843
44. Capital Changes:			
44.1 Paid in .....	0	0	0
44.2 Transferred from surplus (Stock Dividend).....	0	0	0
44.3 Transferred to surplus.....	0	0	0
45. Surplus adjustments:			
45.1 Paid in .....	0	0	0
45.2 Transferred to capital (Stock Dividend) .....	0	0	0
45.3 Transferred from capital .....	0	0	0
46. Dividends to stockholders .....	(80,000,000)	(140,000,000)	(180,000,000)
47. Aggregate write-ins for gains or (losses) in surplus .....	0	0	0
48. Net change in capital & surplus (Lines 34 to 47) .....	26,434,687	4,956,227	(11,554,242)
49. Capital and surplus end of reporting period (Line 33 plus 48)	467,656,463	457,732,244	441,221,776
<b>DETAILS OF WRITE-INS</b>			
4701. ....			
4702. ....			
4703. ....			
4798. Summary of remaining write-ins for Line 47 from overflow page .....	0	0	0
4799. Totals (Lines 4701 through 4703 plus 4798)(Line 47 above)	0	0	0

**CASH FLOW**

	1 Current Year To Date	2 Prior Year To Date	3 Prior Year Ended December 31
<b>Cash from Operations</b>			
1. Premiums collected net of reinsurance .....	3,052,026,934	3,042,136,671	4,059,638,953
2. Net investment income .....	19,746,172	19,603,829	25,856,367
3. Miscellaneous income .....	767,562	276,000	462,000
4. Total (Lines 1 to 3) .....	3,072,540,668	3,062,016,500	4,085,957,320
5. Benefit and loss related payments .....	2,491,543,904	2,410,729,745	3,244,045,408
6. Net transfers to Separate Accounts, Segregated Accounts and Protected Cell Accounts .....	0	0	0
7. Commissions, expenses paid and aggregate write-ins for deductions .....	378,535,602	423,498,226	579,742,229
8. Dividends paid to policyholders .....	0	0	0
9. Federal and foreign income taxes paid (recovered) net of \$ .....0 tax on capital gains (losses) .....	54,518,735	97,212,916	112,215,918
10. Total (Lines 5 through 9) .....	2,924,598,241	2,931,440,887	3,936,003,555
11. Net cash from operations (Line 4 minus Line 10) .....	147,942,427	130,575,613	149,953,765
<b>Cash from Investments</b>			
12. Proceeds from investments sold, matured or repaid:			
12.1 Bonds .....	247,800,467	113,291,024	177,120,066
12.2 Stocks .....	0	0	0
12.3 Mortgage loans .....	0	0	0
12.4 Real estate .....	0	0	0
12.5 Other invested assets .....	0	0	0
12.6 Net gains or (losses) on cash, cash equivalents and short-term investments .....	0	241	766
12.7 Miscellaneous proceeds .....	6,541,143	7,654,147	6,727,155
12.8 Total investment proceeds (Lines 12.1 to 12.7) .....	254,341,610	120,945,412	183,847,987
13. Cost of investments acquired (long-term only):			
13.1 Bonds .....	275,808,880	164,420,149	246,284,280
13.2 Stocks .....	0	0	0
13.3 Mortgage loans .....	0	0	0
13.4 Real estate .....	0	0	0
13.5 Other invested assets .....	12,791,583	9,080,212	9,080,212
13.6 Miscellaneous applications .....	0	0	0
13.7 Total investments acquired (Lines 13.1 to 13.6) .....	288,600,463	173,500,361	255,364,492
14. Net increase (or decrease) in contract loans and premium notes .....	0	0	0
15. Net cash from investments (Line 12.8 minus Line 13.7 and Line 14) .....	(34,258,853)	(52,554,949)	(71,516,505)
<b>Cash from Financing and Miscellaneous Sources</b>			
16. Cash provided (applied):			
16.1 Surplus notes, capital notes .....	0	0	0
16.2 Capital and paid in surplus, less treasury stock .....	0	0	0
16.3 Borrowed funds .....	0	0	0
16.4 Net deposits on deposit-type contracts and other insurance liabilities .....	0	0	0
16.5 Dividends to stockholders .....	80,000,000	140,000,000	180,000,000
16.6 Other cash provided (applied) .....	3,951,561	13,782,374	24,842,036
17. Net cash from financing and miscellaneous sources (Line 16.1 through Line 16.4 minus Line 16.5 plus Line 16.6) .....	(76,048,439)	(126,217,626)	(155,157,964)
<b>RECONCILIATION OF CASH, CASH EQUIVALENTS AND SHORT-TERM INVESTMENTS</b>			
18. Net change in cash, cash equivalents and short-term investments (Line 11, plus Lines 15 and 17) .....	37,635,135	(48,196,962)	(76,720,703)
19. Cash, cash equivalents and short-term investments:			
19.1 Beginning of year .....	193,347,621	270,068,324	270,068,324
19.2 End of period (Line 18 plus Line 19.1) .....	230,982,756	221,871,362	193,347,621

Note: Supplemental disclosures of cash flow information for non-cash transactions:

--	--	--	--



STATEMENT AS OF SEPTEMBER 30, 2013 OF THE UnitedHealthcare Plan of the River Valley, Inc.

**EXHIBIT OF PREMIUMS, ENROLLMENT AND UTILIZATION**

	1 Total	Comprehensive (Hospital & Medical)		4 Medicare Supplement	5 Vision Only	6 Dental Only	7 Federal Employees Health Benefit Plan	8 Title XVIII Medicare	9 Title XIX Medicaid	10 Other
		2 Individual	3 Group							
<b>Total Members at end of:</b>										
1. Prior Year .....	781,421	0	95,904	0	0	0	4,340	110,980	570,197	0
2. First Quarter .....	764,672	0	82,018	0	0	0	3,962	112,631	566,061	0
3. Second Quarter .....	768,661	9,086	68,430	0	0	0	3,883	115,470	571,792	0
4. Third Quarter .....	767,154	9,200	63,685	0	0	0	3,791	118,346	572,132	0
5. Current Year	0	0	0	0	0	0	0	0	0	0
6. Current Year Member Months	6,901,023	80,726	629,863	0	0	0	33,864	1,031,956	5,124,614	0
<b>Total Member Ambulatory Encounters for Period:</b>										
7. Physician .....	6,412,486	33,998	274,851	0	0	0	21,248	1,853,084	4,229,305	0
8. Non-Physician .....	3,494,940	7,076	65,295	0	0	0	4,143	866,423	2,552,003	0
9. Total	9,907,426	41,074	340,146	0	0	0	25,391	2,719,507	6,781,308	0
10. Hospital Patient Days Incurred	4,527,615	393	13,913	0	0	0	1,414	206,828	4,305,067	0
11. Number of Inpatient Admissions	313,662	92	3,401	0	0	0	250	28,565	281,354	0
12. Health Premiums Written (a) .....	3,047,939,982	14,913,527	221,475,858	0	0	0	13,382,939	886,400,031	1,911,767,627	0
13. Life Premiums Direct .....	0	0	0	0	0	0	0	0	0	0
14. Property/Casualty Premiums Written .....	0	0	0	0	0	0	0	0	0	0
15. Health Premiums Earned .....	3,048,126,876	14,913,527	221,721,364	0	0	0	13,680,938	886,043,420	1,911,767,627	0
16. Property/Casualty Premiums Earned .....	0	0	0	0	0	0	0	0	0	0
17. Amount Paid for Provision of Health Care Services.....	2,491,647,938	9,611,003	176,246,433	0	0	0	15,282,397	701,639,693	1,588,868,412	0
18. Amount Incurred for Provision of Health Care Services	2,534,703,759	9,248,638	166,439,271	0	0	0	12,904,187	727,433,566	1,618,678,097	0

(a) For health premiums written: amount of Medicare Title XVIII exempt from state taxes or fees \$ .....886,400,031



## UNDERWRITING AND INVESTMENT EXHIBIT

### ANALYSIS OF CLAIMS UNPAID - PRIOR YEAR - NET OF REINSURANCE

Line of Business	Claims Paid Year to Date		Liability End of Current Quarter		5 Claims Incurred in Prior Years (Columns 1 + 3)	6 Estimated Claim Reserve and Claim Liability December 31 of Prior Year
	1 On Claims Incurred Prior to January 1 of Current Year	2 On Claims Incurred During the Year	3 On Claims Unpaid Dec. 31 of Prior Year	4 On Claims Incurred During the Year		
1. Comprehensive (hospital and medical) .....	25,639,856	159,974,795	441,355	21,650,911	26,081,211	34,496,260
2. Medicare Supplement .....	0	0	0	0	0	0
3. Dental Only .....	0	0	0	0	0	0
4. Vision Only .....	0	0	0	0	0	0
5. Federal Employees Health Benefits Plan .....	6,207,275	9,053,204	9,850	4,396,165	6,217,125	2,695,674
6. Title XVIII - Medicare .....	84,278,570	616,447,890	9,976,666	126,350,491	94,255,236	108,178,978
7. Title XIX - Medicaid .....	220,050,234	1,368,628,306	14,363,153	253,360,566	234,413,387	241,639,242
8. Other health .....	0	0	0	0	0	0
9. Health subtotal (Lines 1 to 8) .....	336,175,935	2,154,104,195	24,791,024	405,758,133	360,966,959	387,010,154
10. Healthcare receivables (a) .....	6,429,044	27,583,781	0	3,103,907	6,429,044	34,909,531
11. Other non-health .....	0	0	0	0	0	0
12. Medical incentive pools and bonus amounts .....	741,835	521,939	1,248,430	1,224,591	1,990,265	749,002
13. Totals (Lines 9-10+11+12)	330,488,726	2,127,042,353	26,039,454	403,878,817	356,528,180	352,849,625

(a) Excludes \$ .....0 loans or advances to providers not yet expensed.

**NOTES TO FINANCIAL STATEMENTS**

(Amounts presented in thousands)

**1. SUMMARY OF SIGNIFICANT ACCOUNTING POLICIES****A. Accounting Practices**

The financial statements of UnitedHealthcare Plan of the River Valley, Inc. (the "Company") are presented on the basis of accounting practices prescribed or permitted by the Illinois Department of Insurance (the "Department").

The Department recognizes only statutory accounting practices, prescribed or permitted by the State of Illinois, for determining and reporting the financial condition and results of operations of a health maintenance organization, for determining its solvency under Illinois Insurance Law. The state prescribes the use of the National Association of Insurance Commissioners' ("NAIC") Accounting Practices and Procedures manual ("NAIC SAP") in effect for the accounting periods covered in the financial statement.

(1-8) No significant differences exist between the practices prescribed or permitted by the State of Illinois and those prescribed or permitted by the NAIC SAP which materially affect the statutory basis net income and capital and surplus as illustrated in the table below:

	State of Domicile	September 30, 2013	December 31, 2012
NET INCOME			
(1) Company state basis	Illinois	\$ 104,764	\$ 169,954
(2) State Prescribed Practices that increase/(decrease) NAIC SAP: None	Illinois	-	-
(3) State Permitted Practices that increase/(decrease) NAIC SAP: None	Illinois	-	-
(4) NAIC SAP	Illinois	\$ 104,764	\$ 169,954
SURPLUS			
(5) Company state basis	Illinois	\$ 467,656	\$ 441,222
(6) State Prescribed Practices that increase/(decrease) NAIC SAP: None	Illinois	-	-
(7) State Permitted Practices that increase/(decrease) NAIC SAP: None	Illinois	-	-
(8) NAIC SAP	Illinois	\$ 467,656	\$ 441,222

**B. Use of Estimates in the Preparation of the Statutory Basis Financial Statements**

No significant change.

**C. Accounting Policy**

No significant change.

**2. ACCOUNTING CHANGES AND CORRECTION OF ERRORS**

No significant change.

**3. BUSINESS COMBINATIONS AND GOODWILL**

A-D. No significant change.

**4. DISCONTINUED OPERATIONS**

(1-5) No significant change.

**5. INVESTMENTS AND OTHER INVESTED ASSETS****A. Mortgage Loans, including Mezzanine Real Estate Loans**

No significant change.

**NOTES TO FINANCIAL STATEMENTS**

(Amounts presented in thousands)

**B. Debt restructuring**

No significant change.

**C. Reverse Mortgages**

No significant change.

**D. Loan-Backed Securities**

- (1) Corporate bonds and government obligations include mortgage-backed securities, which are valued using the retrospective adjustment methodology. Prepayment assumptions for single class and multi-class mortgage-backed/asset-backed securities were obtained from an external data source vendor.
- (2) The Company did not recognize any other-than-temporary impairments on mortgage-type investments as of September 30, 2013.
- (3) As of September 30, 2013, the Company did not have mortgage-type investments with any other-than-temporary impairment to report by CUSIP.
- (4) The following table illustrates the fair value, gross unrealized losses, and length of time that the mortgage-backed securities have been in a continuous unrealized loss position at September 30, 2013 and December 31, 2012:

	<u>September 30, 2013</u>
The aggregate amount of unrealized losses:	
1. Less than 12 months	\$ (1,478)
2. 12 Months or longer	-
The aggregate related fair value of securities with unrealized losses:	
1. Less than 12 months	44,235
2. 12 Months or longer	-
	<u>December 31, 2012</u>
The aggregate amount of unrealized losses:	
1. Less than 12 months	\$ (11)
2. 12 Months or longer	-
The aggregate related fair value of securities with unrealized losses:	
1. Less than 12 months	9,767
2. 12 Months or longer	-

- (5) The Company believes that it will collect all principal and interest due on all investments that have an amortized cost in excess of fair value. The unrealized losses as of September 30, 2013 were primarily caused by interest rate increases and not by unfavorable changes in the credit ratings associated with these securities.

**E. Repurchase Agreements and/or Securities Lending Transactions**

The Company does not have any repurchase agreements and/or securities lending transactions.

**F. Real Estate**

No significant change.

**G. Investments in Low-Income Housing Tax Credits**

On July 2, 2012, the Company purchased a Low-Income Housing Tax Credit for \$9,080 and will make periodic payments through December 2015. As of September 30, 2013, the remaining obligation is \$4,326. On August 27, 2013, the Company purchased another Low-Income Housing Tax Credit for \$12,792 and will make periodic payments through December 2018. As of September 30, 2013, the remaining obligation is \$8,942. The total remaining obligation for Low-Income Housing Tax Credits is \$13,268 which is reflected in payable for securities in the statutory basis financial statements.

## NOTES TO FINANCIAL STATEMENTS

(Amounts presented in thousands)

### 6. JOINT VENTURES, PARTNERSHIPS, AND LIMITED LIABILITY COMPANIES

A–B. No significant change.

### 7. INVESTMENT INCOME

A–B. No significant change.

### 8. DERIVATIVE INSTRUMENTS

A–F. No significant change.

### 9. INCOME TAXES

A–G. No significant change.

### 10. INFORMATION CONCERNING PARENT, SUBSIDIARIES, AND AFFILIATES

#### A–L. Material Related Party Transactions

Effective January 1, 2013, the Company entered into a management agreement with United HealthCare Services, Inc. (“UHS”). This agreement has been approved by the Department and the Tennessee Department of Commerce and Insurance and will replace the previous agreement with UnitedHealthcare Services Company of the River Valley, Inc. (“UHS-RV”) which is changing from a percent of premium to a direct charge based on UHS’ expenses for services or use of assets provided to the Company.

### 11. DEBT

A–B. No significant change.

### 12. RETIREMENT PLANS, DEFERRED COMPENSATION, POSTEMPLOYMENT BENEFITS AND COMPENSATED ABSENCES, AND OTHER POSTRETIREMENT BENEFIT PLANS

A–F. The Company has no defined benefit plans, defined contribution plans, multiemployer plans, consolidated/holding company plans, postemployment benefits, and compensated absences plans and is not impacted by the Medicare Modernization Act on postretirement benefits, since all personnel are employees of UHS, which provides services to the Company under the terms of a management agreement.

### 13. CAPITAL AND SURPLUS, SHAREHOLDERS’ DIVIDEND RESTRICTIONS, AND QUASI-REORGANIZATIONS

(1–3) No significant change.

(4) On June 21 and September 13, 2013, the Company paid ordinary cash dividends of \$40,000 and \$40,000 to the sole shareholder, UHS-RV. The ordinary dividends complied with the provisions set forth in the statutes of Illinois and Tennessee. The dividends were recorded as a reduction to unassigned surplus.

(5–13) No significant change.

### 14. CONTINGENCIES

Effective for calendar years 2013 and 2014 the Patient Protection and Affordable Care Act (“ACA”) has mandated that certain physicians practicing primary care (“PCPs”) are eligible to receive increased payments for specified primary care services provided to Medicaid eligible individuals. This is to encourage PCPs to serve the Medicaid population in advance of the Medicaid expansion in 2014.

**NOTES TO FINANCIAL STATEMENTS****(Amounts presented in thousands)**

ACA requires that the managed care organizations (“MCO’s”) reimburse PCPs at a rate of no less than 100 percent of Medicare fee schedule rates for specified services. The federal government will finance the difference between the state Medicaid fee schedule rate and the corresponding Medicare fee schedule rate (enhanced rate payment) during calendar years 2013 and 2014. The state will in turn fund the enhanced rate payments to the MCO’s as part of an enhanced Medicaid capitation monthly premium or as a lump sum payment of the rate differential, depending on the model selected by each state and approved by CMS.

**15. LEASES**

**A–B.** No significant change.

**16. INFORMATION ABOUT FINANCIAL INSTRUMENTS WITH OFF-BALANCE-SHEET RISK AND FINANCIAL INSTRUMENTS WITH CONCENTRATIONS OF CREDIT RISK**

**(1–4)** No significant change.

**17. SALE, TRANSFER, AND SERVICING OF FINANCIAL ASSETS AND EXTINGUISHMENTS OF LIABILITIES**

**A.** The Company did not have any transfers of receivables reported as sales as of September 30, 2013 or December 31, 2012.

**B.** The Company did not have any transfer and servicing of financial assets as of September 30, 2013 or December 31, 2012.

**C.** No transactions involving wash sales of securities with an NAIC designation of 3 or below or unrated securities occurred as of September 30, 2013 or the year ended December 31, 2012.

**18. GAIN OR LOSS TO THE REPORTING ENTITY FROM UNINSURED PLANS AND THE UNINSURED PORTION OF PARTIALLY INSURED PLANS**

**A–B.** No significant change.

**C. Medicare or Other Similarly Structured Cost Based Reimbursement Contract**

The Medicare Part D program is a partially insured plan. The Company recorded a receivable in amounts receivable relating to uninsured plans in the statutory basis statements of admitted assets, liabilities, and capital and surplus of \$21,562 and \$15,408 as of September 30, 2013 and December 31, 2012, respectively, for cost reimbursement under the Medicare Part D program for the catastrophic reinsurance and low-income member cost-sharing subsidies. The Company also recorded a receivable of \$2,503 and \$1,871 and a payable of \$9,675 and \$7,732 as of September 30, 2013 and December 31, 2012, respectively, for the Medicare Part D Coverage Gap Discount Program in amounts receivable relating to uninsured plans and liability for amounts held under uninsured plans in the statutory basis statements of admitted assets, liabilities, and capital and surplus.

Prior to January 1, 2009, the Company had an ASO contract in eastern Tennessee for the TennCare product, for which the State of Tennessee retains all health care service risk, while the Company assumes administrative risk. The Company has recorded receivables of \$1 and \$32 in amounts receivable related to uninsured plans and payables of \$1 and \$87 included in liability for amounts held under uninsured plans in the accompanying statutory basis statements of admitted assets, liabilities, and capital and surplus at September 30, 2013 and December 31, 2012 related to those ASO contracts.

Effective June 1, 2013, the Company participates in administering the payments for TennCare’s pharmaceutical benefit program (“PBM”). There is no risk to the Company as a result of these transactions. The Company recorded a premium tax receivable from TennCare and a corresponding premium tax payable of \$4,584 and \$4,584 as of September 30, 2013, which is included in amounts receivable relating to uninsured plans and general expenses due or accrued, respectively, in the statutory basis statements of admitted assets, liabilities, and capital and surplus. Additionally, the Company recorded unreimbursed PBM receivables and a corresponding payable of \$5,978 and \$5,978 as of September 30, 2013, which is included in amounts receivable relating to uninsured plans and liability for amounts held for uninsured plans.

## NOTES TO FINANCIAL STATEMENTS

(Amounts presented in thousands)

### 19. DIRECT PREMIUM WRITTEN/PRODUCED BY MANAGING GENERAL AGENTS/THIRD-PARTY ADMINISTRATORS

No significant change.

### 20. FAIR VALUE MEASUREMENT

The NAIC SAP defines fair value, establishes a framework for measuring fair value, and outlines the disclosure requirements related to fair value measurements. The fair value hierarchy is as follows:

*Level 1* — Quoted (unadjusted) prices for identical assets in active markets.

*Level 2* — Other observable inputs, either directly or indirectly, including:

- Quoted prices for similar assets in active markets
- Quoted prices for identical or similar assets in nonactive markets (few transactions, limited information, noncurrent prices, high variability over time, etc.)
- Inputs other than quoted prices that are observable for the asset (interest rates, yield curves, volatilities, default rates, etc.)
- Inputs that are derived principally from or corroborated by other observable market data

*Level 3* — Unobservable inputs that cannot be corroborated by observable market data.

The estimated fair values of bonds and short-term investments are based on quoted market prices, where available. The Company obtains one price for each security primarily from a third-party pricing service (“pricing service”), which generally uses quoted prices or other observable inputs for the determination of fair value. The pricing service normally derives the security prices through recently reported trades for identical or similar securities, making adjustments through the reporting date based upon available observable market information. For securities not actively traded, the pricing service may use quoted market prices of comparable instruments or discounted cash flow analyses, incorporating inputs that are currently observable in the markets for similar securities. Inputs that are often used in the valuation methodologies include, but are not limited to, non-binding broker quotes, benchmark yields, credit spreads, default rates and prepayment speeds. As the Company is responsible for the determination of fair value, it performs quarterly analyses on the prices received from the pricing service to determine whether the prices are reasonable estimates of fair value. Specifically, the Company compares the prices received from the pricing service to a secondary pricing source, prices reported by its custodian, its investment consultant and third-party investment advisors. Additionally, the Company compares changes in the reported market values and returns to relevant market indices to test the reasonableness of the reported prices. The Company’s internal price verification procedures and review of fair value methodology documentation provided by independent pricing services have not historically resulted in an adjustment in the prices obtained from the pricing service.

In instances in which the inputs used to measure fair value fall into different levels of the fair value hierarchy, the fair value measurement has been determined based on the lowest level input that is significant to the fair value measurement in its entirety. The Company’s assessment of the significance of a particular item to the fair value measurement in its entirety requires judgment, including the consideration of inputs specific to the asset or liability.

#### A. Fair Value

##### (1) Fair Value Measurements at Reporting Date

The Company does not have any financial assets that are measured and reported at fair value on the statutory basis statements of admitted assets, liabilities, and capital and surplus at September 30, 2013 and December 31, 2012.

The Company’s financial assets with a fair value hierarchy of level 3 represents investments in low-income housing tax credit investments. These investments are recorded and reported at cost of \$21,383 and \$8,949 at September 30, 2013 and December 31, 2012, respectively, which approximates fair value, as there is no readily available market.



## NOTES TO FINANCIAL STATEMENTS

(Amounts presented in thousands)

**B. Fair Value Combination** — Not applicable.

**C.** The aggregate fair value by hierarchy of all financial instruments as of September 30, 2013 and December 31, 2012, is presented in the table below:

Types of Financial Investment	September 30, 2013					Not Practical Carrying Value
	Aggregate Fair Value	Admitted Assets	(Level 1)	(Level 2)	(Level 3)	
Bonds	\$ 888,698	\$ 879,645	\$ 258,687	\$ 630,011	\$ -	\$ -
Other Invested Assets	21,432	21,383	-	-	21,432	-

Types of Financial Investment	December 31, 2012					Not Practical Carrying Value
	Aggregate Fair Value	Admitted Assets	(Level 1)	(Level 2)	(Level 3)	
Bonds	\$ 901,162	\$ 873,124	\$ 267,277	\$ 633,885	\$ -	\$ -
Other Invested Assets	8,949	8,949	-	-	8,949	-

Included as Level 1 in bonds in the fair value hierarchy table above is money market instruments of \$130,406 and \$131,597 as of September 30, 2013 and December 31, 2012, respectively. Commercial paper of \$1,499 and \$3,398 is included as Level 2 in bonds in the fair value hierarchy table above as of September 30, 2013 and December 31, 2012, respectively. Commercial paper and money market instruments are reflected in cash, cash equivalents and short-term investments in the statutory basis statements of admitted assets, liabilities, and capital and surplus.

**D. Not Practicable to Estimate Fair Value** — Not applicable.

### 21. OTHER ITEMS

The Company recorded receivables related to retroactive policies and estimated withholds of \$35,677 and \$3,531 as of December 31, 2012 for the State of Tennessee Bureau of TennCare Medicaid and CHOICES, respectively. As of September 30, 2013, the Company has collected \$44,487 and \$10,929 related to retroactive policies and estimated withholds related to these prior year balances for Medicaid and CHOICE, respectively. Currently, there is \$648 and \$33 accrued for TennCare retroactive receivables and estimated withholds for Medicaid and CHOICES, respectively, remaining for the prior year. These amounts are included in uncollected premiums in the statutory basis financial statements.

The Company has recorded payables for estimated recoupments of \$34,159 for State of Tennessee Bureau of TennCare Medicaid and CHOICES, net as of December 31, 2012. As of September 30, 2013, \$9,384 has been recouped related to these prior year balances related to Medicaid and CHOICES, net. Currently, there is \$22,916 estimated recoupments for Medicaid and CHOICES, net, remaining for the prior year. These amounts are included in premiums received in advance in the statutory basis financial statements.

The Company continues to refine the accrual related to potential revenue take backs for members without services on the CHOICES product. The impact of further refining the estimates due to updated information and additional history with the CHOICES product could result in a reduction to the amounts previously reported as net premium income. However, the Company is unable to accurately estimate the financial impact of the change at this time and any change would be reflected in operating results in the period in which the change in the estimate is identified.

Effective June 30, 2013, the Company reports Children's Health Insurance Program (CHIP) under Comprehensive – Individual business throughout the Statutory quarterly filings pursuant to NAIC guidance. Prior to this time, CHIP was reported as a component of Comprehensive - Group coverage.

### 22. EVENTS SUBSEQUENT

Effective October 1, 2013, the Company will replace the pharmaceutical benefits management agreement with Medco Health Solutions, Inc. to OptumRx, Inc., an affiliated entity, to provide pharmaceutical benefits management services to Commercial members. This agreement has been approved by the Department.

**NOTES TO FINANCIAL STATEMENTS**

(Amounts presented in thousands)

**23. REINSURANCE****A–C.** No significant change.**24. RETROSPECTIVELY RATED CONTRACTS AND CONTRACTS SUBJECT TO REDETERMINATION****A–B.** No significant change.

- C.** The Company has Medicare Part D program business which is subject to a retrospective rating feature related to Part D Premiums. The Company has estimated accrued retrospective premiums related to certain Part D premiums based on guidelines determined by CMS. The formula is tiered and based on the bid medical loss ratio. The amount of Part D earned premiums subject to retrospective rating was \$73,981 and \$92,995 representing 2.4% and 2.3% of total net premium income as of September 30, 2013 and December 31, 2012, respectively.

During 2013 and 2012, the Company contracted with the federal government through the Office of Personnel Management to administer the Federal Employees Health Benefit Program. The Company is subject to rate adjustments through audits by the Office of Personnel Management. The amount of written premiums subject to retrospective rating was \$13,383 and \$18,310 representing 0.4% and 0.5% of total net premium income as of September 30, 2013 and December 31, 2012, respectively.

Pursuant to the Health Reform Legislation, effective for calendar years 2013 and 2014, the state has elected to administer the additional PCP funds through prospective capitation increases with risk-sharing that incorporates a retrospective reconciliation model (see Note 14). Under this model, the state pays the Company prospectively but also reconciles retrospectively and any excess or shortage, subject to risk corridor thresholds, is remitted or received back from the state. The amount of Medicaid earned premiums subject to retrospective rating was approximately \$1,911,768 representing 63% of total net premium income as of September 30, 2013. The Company has estimated accrued retrospective premiums related to this legislation and as of September 30, 2013, no additional amounts have been accrued in the statutory basis financial statement.

- D.** The Company is required to maintain specific minimum loss ratios. These minimum loss ratios apply to comprehensive major medical coverage and vary depending on group size. The following table discloses the minimum medical loss ratio rebates required pursuant to the Health Reform Legislation for the nine months ended September 30, 2013 and the year ended December 31, 2012:

	1	2	3	4	5
	Individual	Small Group Employer	Large Group Employer	Other Categories with Rebates	Total
Prior reporting year:					
(1) Medical loss ratio rebates incurred	\$ -	\$ 1,297	\$ -	\$ -	\$ 1,297
(2) Medical loss ratio rebates paid	-	1,469	-	-	1,469
(3) Medical loss rebates unpaid	-	-	-	-	-
(4) Plus reinsurance assumed amounts	XXX	XXX	XXX	XXX	-
(5) Less reinsurance ceded amounts	XXX	XXX	XXX	XXX	-
(6) Rebates unpaid net of reinsurance	XXX	XXX	XXX	XXX	\$ -
Current reporting year-to-date:					
(7) Medical loss ratio rebates incurred	\$ -	\$ 63	\$ -	\$ -	\$ 63
(8) Medical loss ratio rebates paid	-	-	-	-	-
(9) Medical loss rebates unpaid	-	63	-	-	63
(10) Plus reinsurance assumed amounts	XXX	XXX	XXX	XXX	-
(11) Less reinsurance ceded amounts	XXX	XXX	XXX	XXX	-
(12) Rebates unpaid net of reinsurance	XXX	XXX	XXX	XXX	\$ 63

The Company recorded \$63 and \$0 of estimated rebates as of September 30, 2013 and December 31, 2012, respectively, which are included in aggregate health policy reserves in the statutory basis statements of admitted assets, liabilities, and capital and surplus.

## NOTES TO FINANCIAL STATEMENTS

(Amounts presented in thousands)

### 25. CHANGE IN INCURRED CLAIMS AND CLAIMS ADJUSTMENT EXPENSES

Changes in estimates related to the prior year incurred claims are included in total hospital and medical expenses in the current year in the accompanying statutory basis statements of operations. The following tables disclose paid claims, incurred claims, and the balance in the claims unpaid, accrued medical incentive pool and bonus amounts, aggregate health claim reserves and health care receivable at September 30, 2013 and December 31, 2012:

	September 30, 2013		
	Current Year Incurred Claims	Prior Years Incurred Claims	Total
Beginning of year claim reserve	\$ -	\$ (387,759)	\$ (387,759)
Paid claims, net of health care receivables and reinsurance recoveries	2,154,626	336,918	2,491,544
End of year claim reserve	<u>406,983</u>	<u>26,039</u>	<u>433,022</u>
Incurred claims excluding the change in health care receivables	2,561,609	(24,802)	2,536,807
Beginning of year health care receivables	-	34,909	34,909
End of year health care receivables	<u>(30,688)</u>	<u>(6,428)</u>	<u>(37,116)</u>
Total incurred claims	<u>\$ 2,530,921</u>	<u>\$ 3,679</u>	<u>\$ 2,534,600</u>
	December 31, 2012		
	Current Year Incurred Claims	Prior Years Incurred Claims	Total
Beginning of year claim reserve	\$ -	\$ (394,147)	\$ (394,147)
Paid claims, net of health care receivables	2,935,153	308,892	3,244,045
End of year claim reserve	<u>369,850</u>	<u>17,909</u>	<u>387,759</u>
Incurred claims excluding the change in health care receivables	3,305,003	(67,346)	3,237,657
Beginning of year health care receivables	-	16,414	16,414
End of year health care receivables	<u>(28,795)</u>	<u>(6,114)</u>	<u>(34,909)</u>
Total incurred claims	<u>\$ 3,276,208</u>	<u>\$ (57,046)</u>	<u>\$ 3,219,162</u>

The liability for claims unpaid, accrued medical incentive pool and bonus amounts, aggregate health claim reserves and health care receivables as of December 31, 2012 were \$352,850. As of September 30, 2013, \$336,918 has been paid for incurred claims attributable to insured events of prior years. Reserves remaining for prior years are now \$19,611 as a result of re-estimation of unpaid claims. Therefore, there has been \$3,679 unfavorable prior year development since December 31, 2012 to September 30, 2013. The primary drivers consist of unfavorable development of \$2,863 in provider settlement activity and \$18,356 in retroactivity for inpatient, outpatient, physician, and pharmacy claims offset by favorable development of \$18,266 as a result of the change in the provision for adverse deviations in experience. At December 31, 2012, the Company recorded \$57,046 of favorable development related to insured events of prior years primarily as a result of a change in the provision for adverse deviations in experience of \$18,890 and favorable development of \$39,848 in retroactivity for inpatient, outpatient, physician, and pharmacy claims. Original estimates are increased or decreased, as additional information becomes known regarding individual claims, including the medical loss ratio accrual. The unfavorable/favorable development also impacts the original estimates and calculations for retrospectively rated policies, including the medical loss ratio rebate accrual. As a result of the prior year effects, on a regular basis, the Company adjusts revenue and the corresponding liability and/or receivable related to retrospectively rated policies, including the medical loss ratio rebate accrual and the impact of the change is included as a component of change in reserve for rate credits in the statutory basis statements of operations.

## NOTES TO FINANCIAL STATEMENTS

(Amounts presented in thousands)

The Company incurred claims adjustment expenses (“CAE”) of \$95,664 and \$140,799 for the nine months ended September 30, 2013 and the year ended December 31, 2012, respectively. These costs are included in the management service fees paid by the Company to UHS effective January 1, 2013, and UHS-RV prior to December 31, 2012, as a part of its management agreement. The following tables disclose paid CAE, incurred CAE, and the balance in the unpaid claim adjustment expenses reserve for the nine months ended September 30, 2013 and the year ended December 31, 2012:

	September 30, 2013	December 31, 2012
Total claims adjustment expenses incurred	\$ 95,664	\$ 140,799
Less current year unpaid claims adjustment expenses	(8,398)	(9,344)
Add prior year unpaid claims adjustment expenses	9,344	9,035
 Total claims adjustment expenses paid	 \$ 96,610	 \$ 140,490

### 26. INTERCOMPANY POOLING ARRANGEMENTS

A–G. No significant change.

### 27. STRUCTURED SETTLEMENTS

A–B. No significant change.

### 28. HEALTH CARE AND OTHER AMOUNTS RECEIVABLE

A–B. No significant change.

### 29. PARTICIPATING POLICIES

No significant change.

### 30. PREMIUM DEFICIENCY RESERVES

The following table summarizes the Company’s premium deficiency reserves as of September 30, 2013 and December 31, 2012:

	September 30, 2013
1. Liability carried for premium deficiency reserves	\$ -
2. Date of the most recent evaluation of this liability	9/30/2013
3. Was anticipated investment income utilized in this calculation?	Yes <input checked="" type="checkbox"/> No <input type="checkbox"/>
	December 31, 2012
1. Liability carried for premium deficiency reserves	\$ -
2. Date of the most recent evaluation of this liability	12/31/2012
3. Was anticipated investment income utilized in this calculation?	Yes <input checked="" type="checkbox"/> No <input type="checkbox"/>

### 31. ANTICIPATED SALVAGE AND SUBROGATION

No significant change.

**GENERAL INTERROGATORIES****PART 1 - COMMON INTERROGATORIES****GENERAL**

- 1.1 Did the reporting entity experience any material transactions requiring the filing of Disclosure of Material Transactions with the State of Domicile, as required by the Model Act? ..... Yes [ ] No [ X ]
- 1.2 If yes, has the report been filed with the domiciliary state? ..... Yes [ ] No [ ]
- 2.1 Has any change been made during the year of this statement in the charter, by-laws, articles of incorporation, or deed of settlement of the reporting entity? ..... Yes [ ] No [ X ]
- 2.2 If yes, date of change: .....
- 
- 3.1 Have there been any substantial changes in the organizational chart since the prior quarter end? ..... Yes [ X ] No [ ]
- 3.2 If the response to 3.1 is yes, provide a brief description of those changes.
- July 2, 2013 Optum Nevada Accountable Care Organization LLC, a Delaware limited liability company, was formed as a wholly owned subsidiary of Collaborative Care Holdings, LLC, a Delaware limited liability company.
- July 4, 2013 Amil Participações S.A., a Brazilian joint stock company, and Mind Solutions, S.A., a Brazilian joint stock company, simultaneously merged with and into Amil Assistência Médica Internacional S.A. This resulted in Amico Saúde Ltda. becoming a direct subsidiary of Amil Assistência Médica Internacional. It also resulted in Polar II Fundo de Investimento em Participações owning 90.23% of Amil Assistência Médica Internacional S.A.
- July 17, 2013 Optum Rocket, Inc., a Delaware corporation, was incorporated.
- July 17, 2013 Rocket RCM, LLC, a Delaware limited liability company, was formed.
- July 18, 2013 FrontierMedex Kenya Limited, a Kenyan company, was incorporated with FrontierMEDEX Limited, a United Kingdom company, having a 99.9% ownership interest and a director of the company owning the remaining 0.1%.
- July 29, 2013 Picis, Inc. acquired 100% of the capital stock of Optum Rocket, Inc.
- July 30, 2013 Optum Health & Technology Limited, a United Kingdom company, was formed as a wholly owned subsidiary of ScriptSwitch Holdings Limited, a United Kingdom company.
- July 30, 2013 Optum Solutions & Services Limited, a United Kingdom company, was formed as a wholly owned subsidiary of ScriptSwitch Holdings Limited, a United Kingdom company.
- July 31, 2013 Axolotl Corp., a Delaware corporation, merged with and into OptumInsight, Inc., a Delaware corporation.
- July 31, 2013 Hospice Inspiris, LLC, a Tennessee limited liability company, merged with and into For Health of Arizona, Inc., an Arizona corporation.
- July 31, 2013 Independent Physician Management Services, Inc., a Delaware corporation, merged with and into Monarch Management Services, Inc., a Delaware corporation.
- July 31, 2013 Plus One Holdings, Inc., a Delaware corporation, was acquired as a wholly owned subsidiary of OptumHealth Care Solutions, Inc. Plus One Holdings, Inc. owns 100% of the interests in Plus One Health Management Inc. Puerto Rico, a Puerto Rico corporation.
- August 14, 2013 Exlogs HSE Inc., a Canadian (Alberta) corporation was dissolved.
- August 15, 2013 New Lynx Medical Systems, LLC, a Washington limited liability company, was formed as a wholly owned subsidiary of Optum Rocket, Inc.
- August 19, 2013 Canadian Health Group International Ltd., a Canadian (Alberta) corporation, was dissolved. This resulted in FrontierMEDEX Canada Limited becoming a wholly owned subsidiary of FrontierMEDEX Canada Holdings Ltd.
- August 21, 2013 Physicians Health Choice of New Mexico, Inc. was dissolved.
- August 21, 2013 Rocket RCM, LLC changed its name to Optum360, LLC.
- August 22, 2013 ScriptSwitch Holdings Limited changed its name to Optum UK Solutions Group Limited.
- August 22, 2013 Ingenix UK Holdings Limited changed its name to Optum Solutions UK Holdings Limited.
- August 22, 2013 DPCA, Inc., a Delaware corporation, was formed as a wholly owned subsidiary of UnitedHealth Group Ventures, LLC.
- August 26, 2013 LighthouseMD, Inc., a Rhode Island corporation, merged with and into OptumInsight, Inc., a Delaware corporation.
- August 26, 2013 Picis, Inc. contributed its ownership interest in Ingram & Associates, LLC, and 100% of the respective capital stock of A-Life Medical, Inc., CareMedic Systems, Inc. and Lynx Medical Systems, Inc., to Optum Rocket, Inc.
- August 26, 2013 Lynx Medical Systems, Inc., a Washington corporation, merged with and into New Lynx Medical Systems, LLC, a Washington limited liability company, with the surviving entity of the merger adopting the name Lynx Medical Systems, LLC.
- August 30, 2013 Orion Participações e Administração Ltda., a Brazilian company, merged with and into Esho - Empresa de Serviços Hospitalares S.A., a Brazilian company.
- August 30, 2013 Ceame Centro Especializado de Atendimento Médico Ltda, a Brazilian company, merged with and into Cemed Care Empresa de Atendimento Clínico Geral Ltda., a Brazilian company.
- August 31, 2013 ProcessWorks, Inc., a Wisconsin corporation, was merged with and into Southwest Michigan Health Network Inc., a Michigan corporation.
- September 1, 2013 Optum Rocket, Inc. contributed 100% of its ownership interest in the following entities to Optum360, LLC:  
o Ingram & Associates, LLC;  
o Lynx Medical Systems, LLC;  
o A-Life Medical, LLC; and  
o CareMedic Systems, LLC.
- September 19, 2013 Optum Labs Dimensions, Inc., a Delaware non-stock corporation, was formed as a wholly owned subsidiary of Optum Labs, Inc., a Delaware corporation.
- September 30, 2013 Savvysherpa Asia, LLC, a Minnesota limited liability company, merged with and into United HealthCare Services, Inc., a Minnesota corporation.
- 4.1 Has the reporting entity been a party to a merger or consolidation during the period covered by this statement? ..... Yes [ ] No [ X ]
- 4.2 If yes, provide the name of the entity, NAIC Company Code, and state of domicile (use two letter state abbreviation) for any entity that has ceased to exist as a result of the merger or consolidation.

**STATEMENT AS OF SEPTEMBER 30, 2013 OF THE UnitedHealthcare Plan of the River Valley, Inc.**

1 Name of Entity	2 NAIC Company Code	3 State of Domicile

5. If the reporting entity is subject to a management agreement, including third-party administrator(s), managing general agent(s), attorney-in-fact, or similar agreement, have there been any significant changes regarding the terms of the agreement or principals involved? ..... Yes [  ] No [  ] N/A [  ]  
If yes, attach an explanation.  
Please refer to Note 10 of the Quarterly Statement.
- 6.1 State as of what date the latest financial examination of the reporting entity was made or is being made. .... 12/31/2011
- 6.2 State the as of date that the latest financial examination report became available from either the state of domicile or the reporting entity. This date should be the date of the examined balance sheet and not the date the report was completed or released. .... 12/31/2011
- 6.3 State as of what date the latest financial examination report became available to other states or the public from either the state of domicile or the reporting entity. This is the release date or completion date of the examination report and not the date of the examination (balance sheet date). .... 09/23/2013
- 6.4 By what department or departments?  
Illinois Department of Insurance
- 6.5 Have all financial statement adjustments within the latest financial examination report been accounted for in a subsequent financial statement filed with Departments? ..... Yes [  ] No [  ] N/A [  ]
- 6.6 Have all of the recommendations within the latest financial examination report been complied with? ..... Yes [  ] No [  ] N/A [  ]
- 7.1 Has this reporting entity had any Certificates of Authority, licenses or registrations (including corporate registration, if applicable) suspended or revoked by any governmental entity during the reporting period? ..... Yes [  ] No [  ]
- 7.2 If yes, give full information:
- 8.1 Is the company a subsidiary of a bank holding company regulated by the Federal Reserve Board? ..... Yes [  ] No [  ]
- 8.2 If response to 8.1 is yes, please identify the name of the bank holding company.
- 8.3 Is the company affiliated with one or more banks, thrifts or securities firms? ..... Yes [  ] No [  ]
- 8.4 If response to 8.3 is yes, please provide below the names and location (city and state of the main office) of any affiliates regulated by a federal regulatory services agency [i.e. the Federal Reserve Board (FRB), the Office of the Comptroller of the Currency (OCC), the Federal Deposit Insurance Corporation (FDIC) and the Securities Exchange Commission (SEC)] and identify the affiliate's primary federal regulator.

1 Affiliate Name	2 Location (City, State)	3 FRB	4 OCC	5 FDIC	6 SEC
Optum Bank, Inc. ....	Salt Lake City, Utah .....	NO	NO	YES	NO

## GENERAL INTERROGATORIES

- 9.1 Are the senior officers (principal executive officer, principal financial officer, principal accounting officer or controller, or persons performing similar functions) of the reporting entity subject to a code of ethics, which includes the following standards? ..... Yes [  ] No [  ]
- (a) Honest and ethical conduct, including the ethical handling of actual or apparent conflicts of interest between personal and professional relationships;
- (b) Full, fair, accurate, timely and understandable disclosure in the periodic reports required to be filed by the reporting entity;
- (c) Compliance with applicable governmental laws, rules and regulations;
- (d) The prompt internal reporting of violations to an appropriate person or persons identified in the code; and
- (e) Accountability for adherence to the code.
- 9.11 If the response to 9.1 is No, please explain:
- 9.2 Has the code of ethics for senior managers been amended? ..... Yes [  ] No [  ]
- 9.21 If the response to 9.2 is Yes, provide information related to amendment(s).  
In Q3 2013, non-material modifications were made to the UnitedHealth Group Incorporated Code of Conduct.
- 9.3 Have any provisions of the code of ethics been waived for any of the specified officers? ..... Yes [  ] No [  ]
- 9.31 If the response to 9.3 is Yes, provide the nature of any waiver(s).

### FINANCIAL

- 10.1 Does the reporting entity report any amounts due from parent, subsidiaries or affiliates on Page 2 of this statement? ..... Yes [  ] No [  ]
- 10.2 If yes, indicate any amounts receivable from parent included in the Page 2 amount: ..... \$ .....0

### INVESTMENT

- 11.1 Were any of the stocks, bonds, or other assets of the reporting entity loaned, placed under option agreement, or otherwise made available for use by another person? (Exclude securities under securities lending agreements.) ..... Yes [  ] No [  ]
- 11.2 If yes, give full and complete information relating thereto:
12. Amount of real estate and mortgages held in other invested assets in Schedule BA: ..... \$ .....0
13. Amount of real estate and mortgages held in short-term investments: ..... \$ .....0
- 14.1 Does the reporting entity have any investments in parent, subsidiaries and affiliates? ..... Yes [  ] No [  ]
- 14.2 If yes, please complete the following:
- |   | 1<br>Prior Year-End<br>Book/Adjusted<br>Carrying Value | 2<br>Current Quarter<br>Book/Adjusted<br>Carrying Value |
|---|--|---|
| 14.21 Bonds .....   | \$ .....0  | \$ .....0   |
| 14.22 Preferred Stock .....   | \$ .....0  | \$ .....0   |
| 14.23 Common Stock .....  | \$ .....0  | \$ .....0   |
| 14.24 Short-Term Investments .....  | \$ .....0  | \$ .....0   |
| 14.25 Mortgage Loans on Real Estate .....   | \$ .....0  | \$ .....0   |
| 14.26 All Other .....   | \$ .....0  | \$ .....0   |
| 14.27 Total Investment in Parent, Subsidiaries and Affiliates (Subtotal Lines 14.21 to 14.26) ..... | \$ .....0  | \$ .....0   |
| 14.28 Total Investment in Parent included in Lines 14.21 to 14.26 above .....                       | \$ .....0  | \$ .....0   |
- 15.1 Has the reporting entity entered into any hedging transactions reported on Schedule DB? ..... Yes [  ] No [  ]
- 15.2 If yes, has a comprehensive description of the hedging program been made available to the domiciliary state? ..... Yes [  ] No [  ]
- If no, attach a description with this statement.

**GENERAL INTERROGATORIES**

16. For the reporting entity's security lending program, state the amount of the following as of the current statement date:
- 16.1 Total fair value of reinvested collateral assets reported on Schedule DL, Parts 1 and 2 .....\$ .....0
  - 16.2 Total book adjusted/carrying value of reinvested collateral assets reported on Schedule DL, Parts 1 and 2 .....\$ .....0
  - 16.3 Total payable for securities lending reported on the liability page .....\$ .....0

17. Excluding items in Schedule E - Part 3 - Special Deposits, real estate, mortgage loans and investments held physically in the reporting entity's offices, vaults or safety deposit boxes, were all stocks, bonds and other securities, owned throughout the current year held pursuant to a custodial agreement with a qualified bank or trust company in accordance with Section 1, III - General Examination Considerations, F. Outsourcing of Critical Functions, Custodial or Safekeeping Agreements of the NAIC Financial Condition Examiners Handbook? ..... Yes [ X ] No [ ]
- 17.1 For all agreements that comply with the requirements of the NAIC Financial Condition Examiners Handbook, complete the following:

1 Name of Custodian(s)	2 Custodian Address
Northern Trust .....	50 S. LaSalle, Chicago, IL 60675 .....
Bank of New York Mellon .....	Global Liquidity Services, 1 Wall St, 14th Floor, New York NY 10286 .....

- 17.2 For all agreements that do not comply with the requirements of the NAIC Financial Condition Examiners Handbook, provide the name, location and a complete explanation:

1 Name(s)	2 Location(s)	3 Complete Explanation(s)

- 17.3 Have there been any changes, including name changes, in the custodian(s) identified in 17.1 during the current quarter? ..... Yes [ ] No [ X ]

- 17.4 If yes, give full information relating thereto:

1 Old Custodian	2 New Custodian	3 Date of Change	4 Reason

- 17.5 Identify all investment advisors, brokers/dealers or individuals acting on behalf of broker/dealers that have access to the investment accounts, handle securities and have authority to make investments on behalf of the reporting entity:

1 Central Registration Depository	2 Name(s)	3 Address
107038 .....	JPMorgan Investment Management Inc. ....	245 Park Avenue New York, NY 10167 .....
113972 .....	Standish Mellon Asset Management Company .....	201 Washington Street Suite 2900 Boston, MA 02108-4408 .....

- 18.1 Have all the filing requirements of the Purposes and Procedures Manual of the NAIC Securities Valuation Office been followed? ..... Yes [ X ] No [ ]

- 18.2 If no, list exceptions:



# GENERAL INTERROGATORIES

## PART 2 - HEALTH

1. Operating Percentages:

1.1 A&H loss percent .....85.2 %  
1.2 A&H cost containment percent .....2.0 %  
1.3 A&H expense percent excluding cost containment expenses .....10.2 %

2.1 Do you act as a custodian for health savings accounts? ..... Yes [ ] No [ X ]

2.2 If yes, please provide the amount of custodial funds held as of the reporting date .....\$.....0

2.3 Do you act as an administrator for health savings accounts? ..... Yes [ ] No [ X ]

2.4 If yes, please provide the balance of the funds administered as of the reporting date .....\$.....0

**SCHEDULE S - CEDED REINSURANCE**

Showing All New Reinsurance Treaties - Current Year to Date

1 NAIC Company Code	2 Federal ID Number	3 Effective Date	4 Name of Reinsurer	5 Domiciliary Jurisdiction	6 Type of Reinsurance Ceded	7 Is Insurer Authorized? (Yes or No)
<b>NONE</b>						

**SCHEDULE T - PREMIUMS AND OTHER CONSIDERATIONS**

Current Year to Date - Allocated by States and Territories

States, etc.	1 Active Status	Direct Business Only							9 Deposit-Type Contracts	
		2 Accident and Health Premiums	3 Medicare Title XVIII	4 Medicaid Title XIX	5 Federal Employees Health Benefits Program Premiums	6 Life and Annuity Premiums & Other Considerations	7 Property/Casualty Premiums	8 Total Columns 2 Through 7		
1. Alabama	AL	N	0	0	0	0	0	0	0	0
2. Alaska	AK	N	0	0	0	0	0	0	0	0
3. Arizona	AZ	N	0	0	0	0	0	0	0	0
4. Arkansas	AR	N	0	0	0	0	0	0	0	0
5. California	CA	N	0	0	0	0	0	0	0	0
6. Colorado	CO	N	0	0	0	0	0	0	0	0
7. Connecticut	CT	N	0	0	0	0	0	0	0	0
8. Delaware	DE	N	0	0	0	0	0	0	0	0
9. District of Columbia	DC	N	0	0	0	0	0	0	0	0
10. Florida	FL	N	0	0	0	0	0	0	0	0
11. Georgia	GA	N	0	0	0	0	0	0	0	0
12. Hawaii	HI	N	0	0	0	0	0	0	0	0
13. Idaho	ID	N	0	0	0	0	0	0	0	0
14. Illinois	IL	L	10,699,701	63,557,383	0	0	0	0	74,257,084	0
15. Indiana	IN	N	0	0	0	0	0	0	0	0
16. Iowa	IA	L	168,535,255	143,942,643	0	13,382,939	0	0	325,860,837	0
17. Kansas	KS	N	0	0	0	0	0	0	0	0
18. Kentucky	KY	N	0	0	0	0	0	0	0	0
19. Louisiana	LA	N	0	0	0	0	0	0	0	0
20. Maine	ME	N	0	0	0	0	0	0	0	0
21. Maryland	MD	N	0	0	0	0	0	0	0	0
22. Massachusetts	MA	N	0	0	0	0	0	0	0	0
23. Michigan	MI	N	0	0	0	0	0	0	0	0
24. Minnesota	MN	N	0	0	0	0	0	0	0	0
25. Mississippi	MS	N	0	0	0	0	0	0	0	0
26. Missouri	MO	N	0	0	0	0	0	0	0	0
27. Montana	MT	N	0	0	0	0	0	0	0	0
28. Nebraska	NE	N	0	0	0	0	0	0	0	0
29. Nevada	NV	N	0	0	0	0	0	0	0	0
30. New Hampshire	NH	N	0	0	0	0	0	0	0	0
31. New Jersey	NJ	N	0	0	0	0	0	0	0	0
32. New Mexico	NM	N	0	0	0	0	0	0	0	0
33. New York	NY	N	0	0	0	0	0	0	0	0
34. North Carolina	NC	N	0	0	0	0	0	0	0	0
35. North Dakota	ND	N	0	0	0	0	0	0	0	0
36. Ohio	OH	N	0	0	0	0	0	0	0	0
37. Oklahoma	OK	N	0	0	0	0	0	0	0	0
38. Oregon	OR	N	0	0	0	0	0	0	0	0
39. Pennsylvania	PA	N	0	0	0	0	0	0	0	0
40. Rhode Island	RI	N	0	0	0	0	0	0	0	0
41. South Carolina	SC	N	0	0	0	0	0	0	0	0
42. South Dakota	SD	N	0	0	0	0	0	0	0	0
43. Tennessee	TN	L	37,297,427	612,766,397	1,911,767,627	0	0	0	2,561,831,451	0
44. Texas	TX	N	0	0	0	0	0	0	0	0
45. Utah	UT	N	0	0	0	0	0	0	0	0
46. Vermont	VT	N	0	0	0	0	0	0	0	0
47. Virginia	VA	L	19,857,002	66,133,608	0	0	0	0	85,990,610	0
48. Washington	WA	N	0	0	0	0	0	0	0	0
49. West Virginia	WV	N	0	0	0	0	0	0	0	0
50. Wisconsin	WI	N	0	0	0	0	0	0	0	0
51. Wyoming	WY	N	0	0	0	0	0	0	0	0
52. American Samoa	AS	N	0	0	0	0	0	0	0	0
53. Guam	GU	N	0	0	0	0	0	0	0	0
54. Puerto Rico	PR	N	0	0	0	0	0	0	0	0
55. U.S. Virgin Islands	VI	N	0	0	0	0	0	0	0	0
56. Northern Mariana Islands	MP	N	0	0	0	0	0	0	0	0
57. Canada	CAN	N	0	0	0	0	0	0	0	0
58. Aggregate Other Aliens	OT	XXX	0	0	0	0	0	0	0	0
59. Subtotal	XXX	4	236,389,385	886,400,031	1,911,767,627	13,382,939	0	0	3,047,939,982	0
60. Reporting Entity Contributions for Employee Benefit Plans	XXX		0	0	0	0	0	0	0	0
61. Totals (Direct Business)	(a)	4	236,389,385	886,400,031	1,911,767,627	13,382,939	0	0	3,047,939,982	0
DETAILS OF WRITE-INS										
58001.	XXX									
58002.	XXX									
58003.	XXX									
58998. Summary of remaining write-ins for Line 58 from overflow page	XXX		0	0	0	0	0	0	0	0
58999. Totals (Lines 58001 through 58003 plus 58998)(Line 58 above)	XXX		0	0	0	0	0	0	0	0

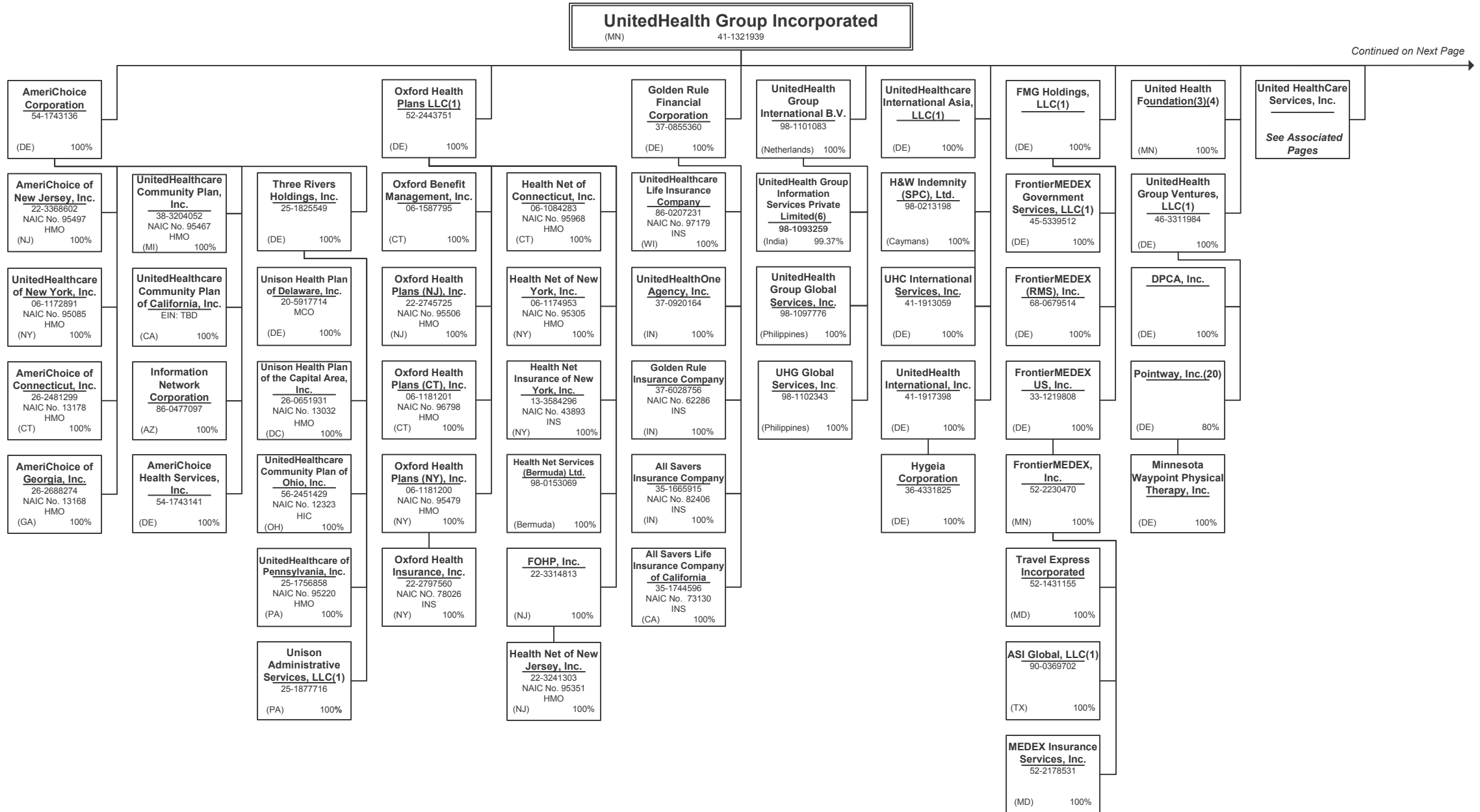
(L) Licensed or Chartered - Licensed Insurance Carrier or Domiciled RRG; (R) Registered - Non-domiciled RRGs; (Q) Qualified - Qualified or Accredited Reinsurer; (E) Eligible - Reporting Entities eligible or approved to write Surplus Lines in the state; (N) None of the above - Not allowed to write business in the state.

(a) Insert the number of L responses except for Canada and Other Alien.

Premiums are allocated based upon geographic market.

**SCHEDULE Y - INFORMATION CONCERNING ACTIVITIES OF INSURER MEMBERS OF A HOLDING COMPANY GROUP**

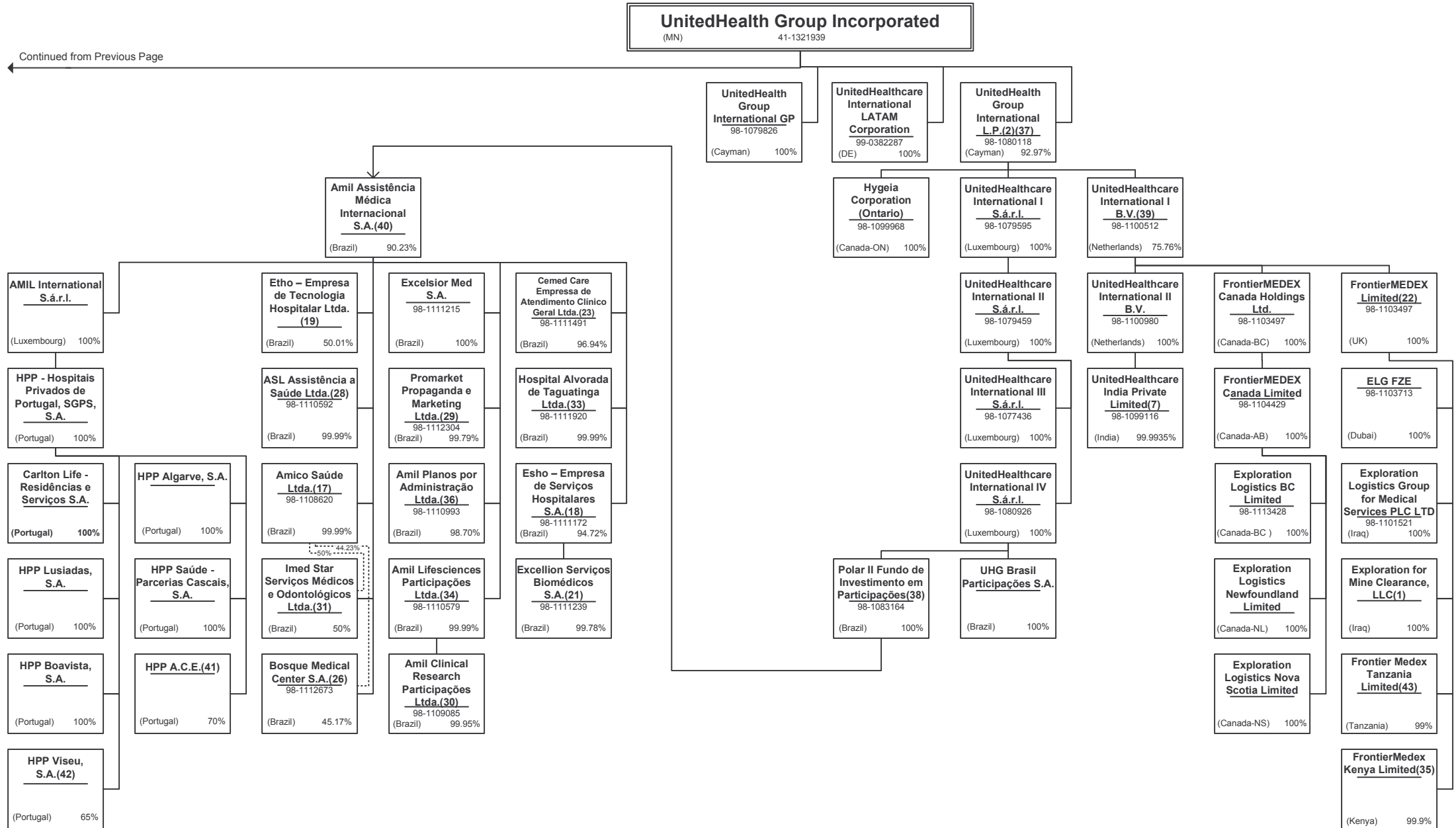
PART 1 - ORGANIZATIONAL CHART



Continued on Next Page

**SCHEDULE Y - INFORMATION CONCERNING ACTIVITIES OF INSURER MEMBERS OF A HOLDING COMPANY GROUP**

**PART 1 - ORGANIZATIONAL CHART**

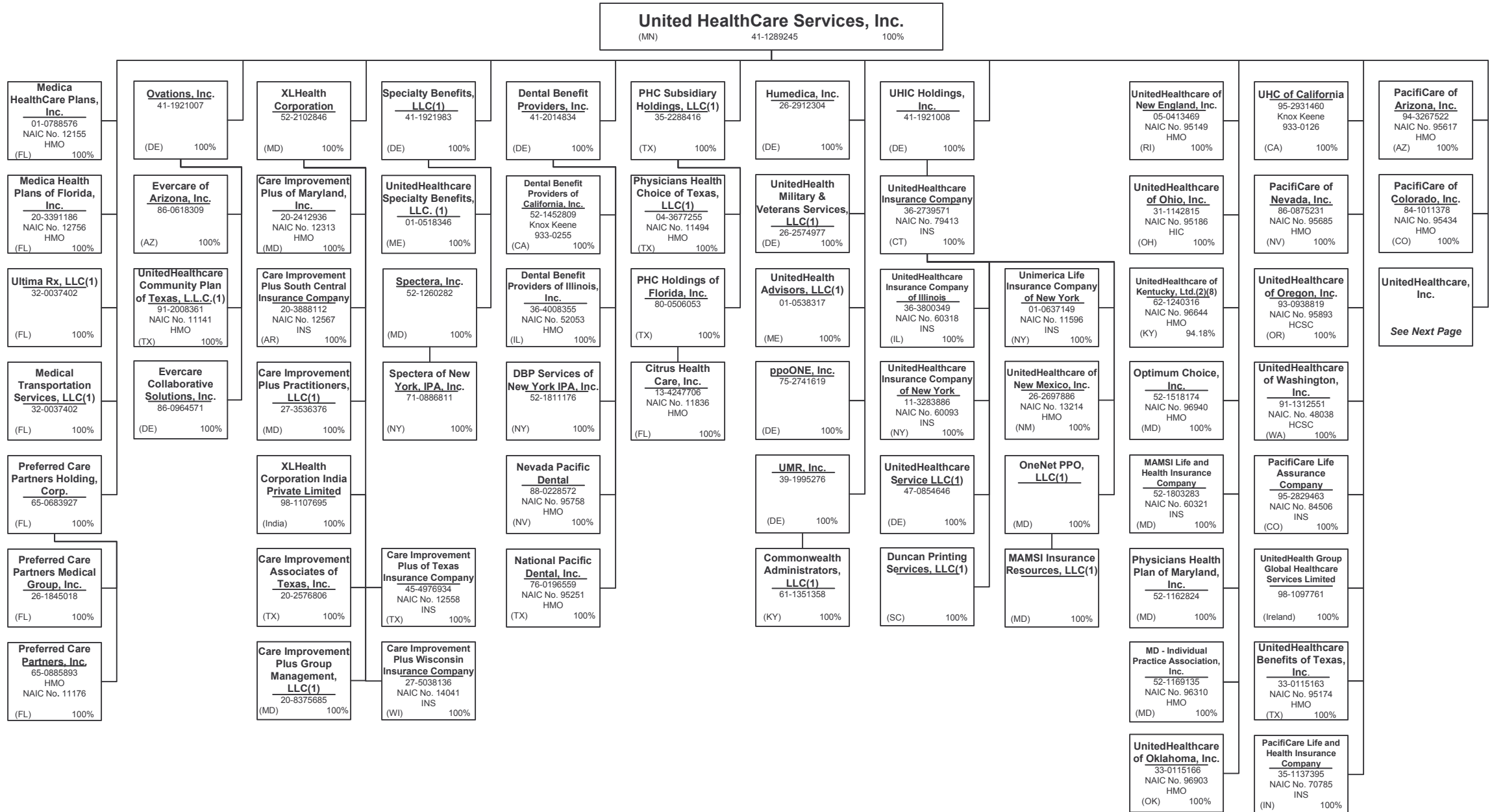


15.1

Continued from Previous Page

**SCHEDULE Y - INFORMATION CONCERNING ACTIVITIES OF INSURER MEMBERS OF A HOLDING COMPANY GROUP**

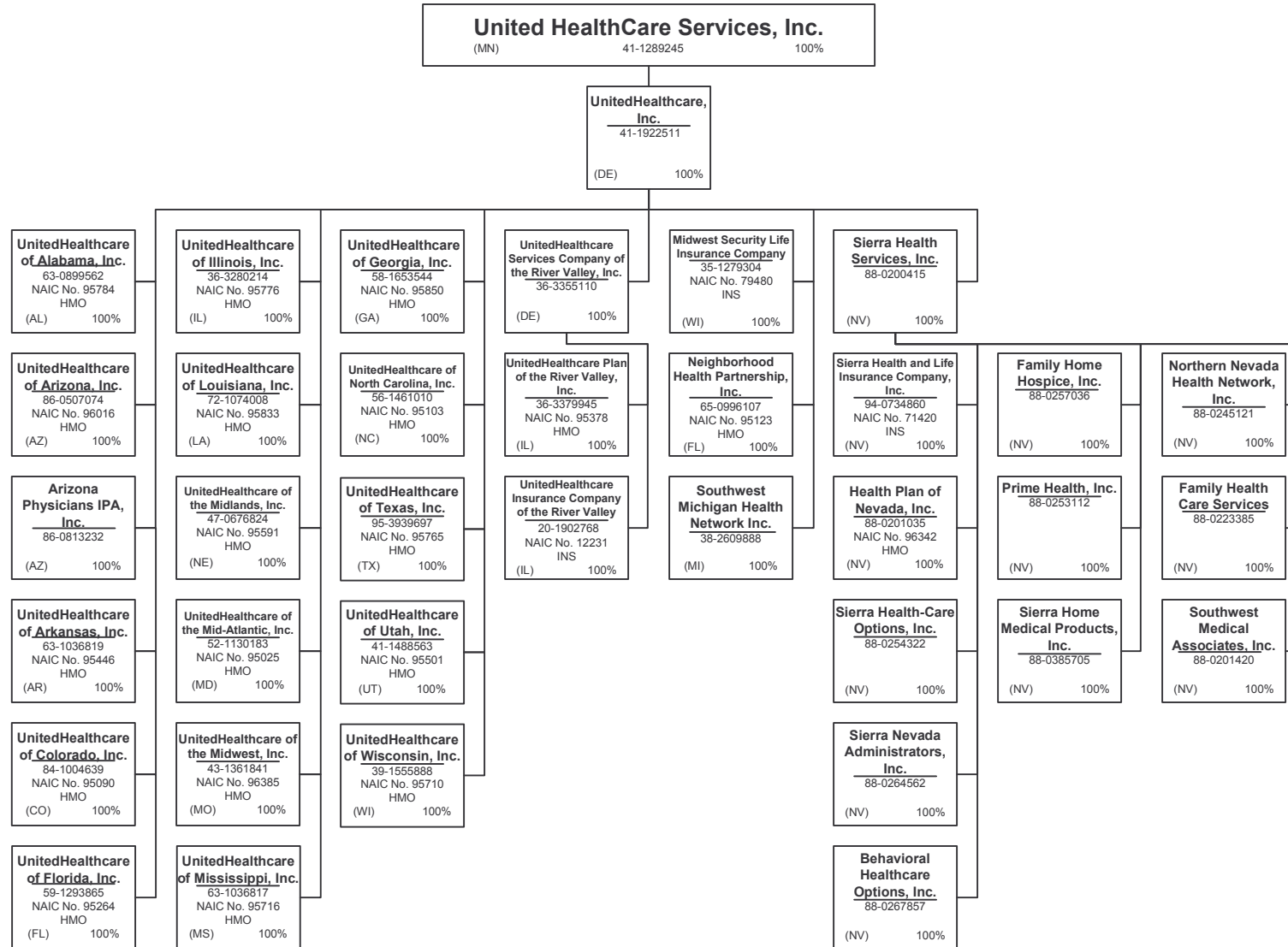
PART 1 - ORGANIZATIONAL CHART



See Next Page

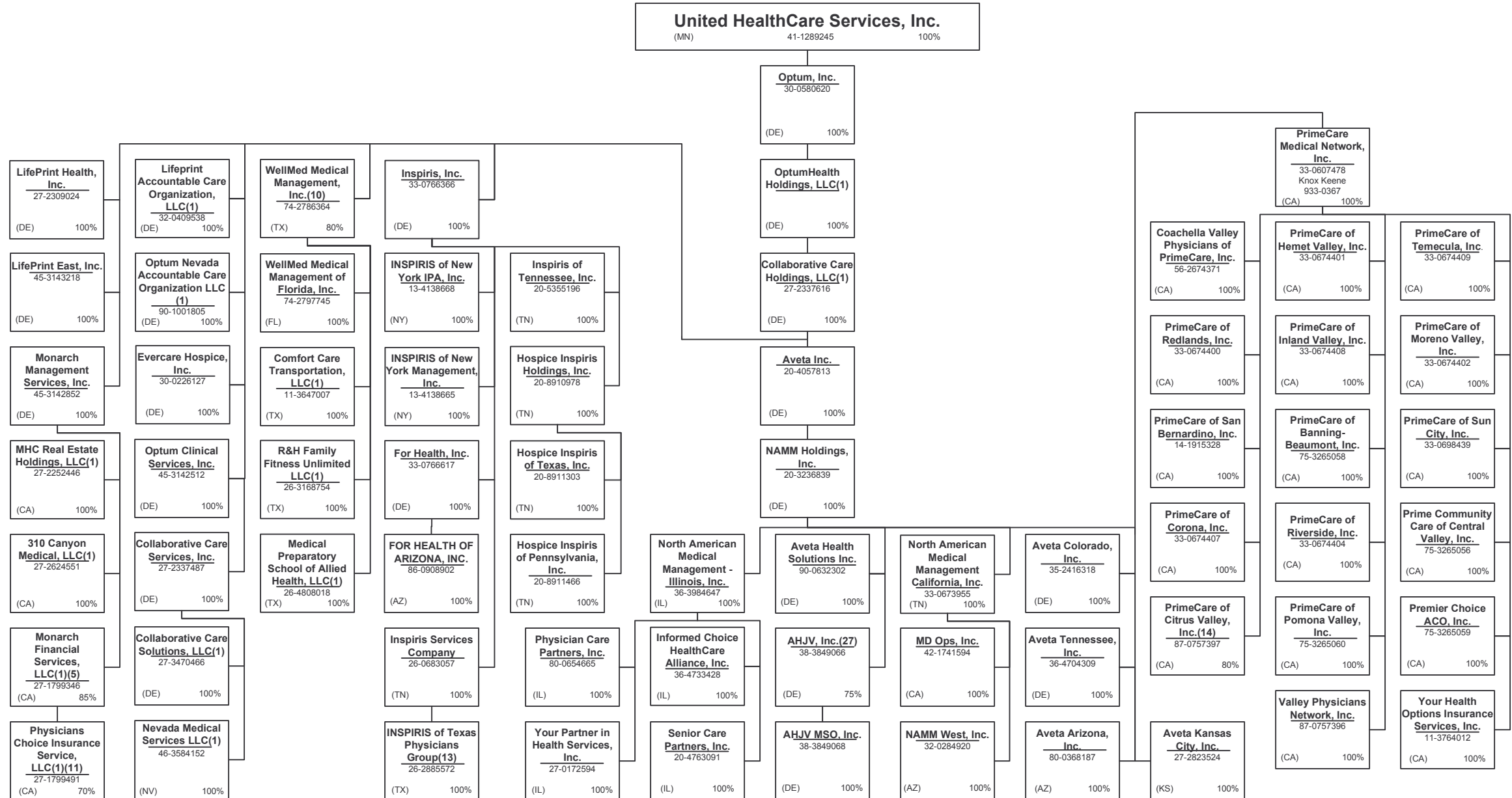
**SCHEDULE Y - INFORMATION CONCERNING ACTIVITIES OF INSURER MEMBERS OF A HOLDING COMPANY GROUP**

PART 1 - ORGANIZATIONAL CHART



**SCHEDULE Y - INFORMATION CONCERNING ACTIVITIES OF INSURER MEMBERS OF A HOLDING COMPANY GROUP**

PART 1 - ORGANIZATIONAL CHART

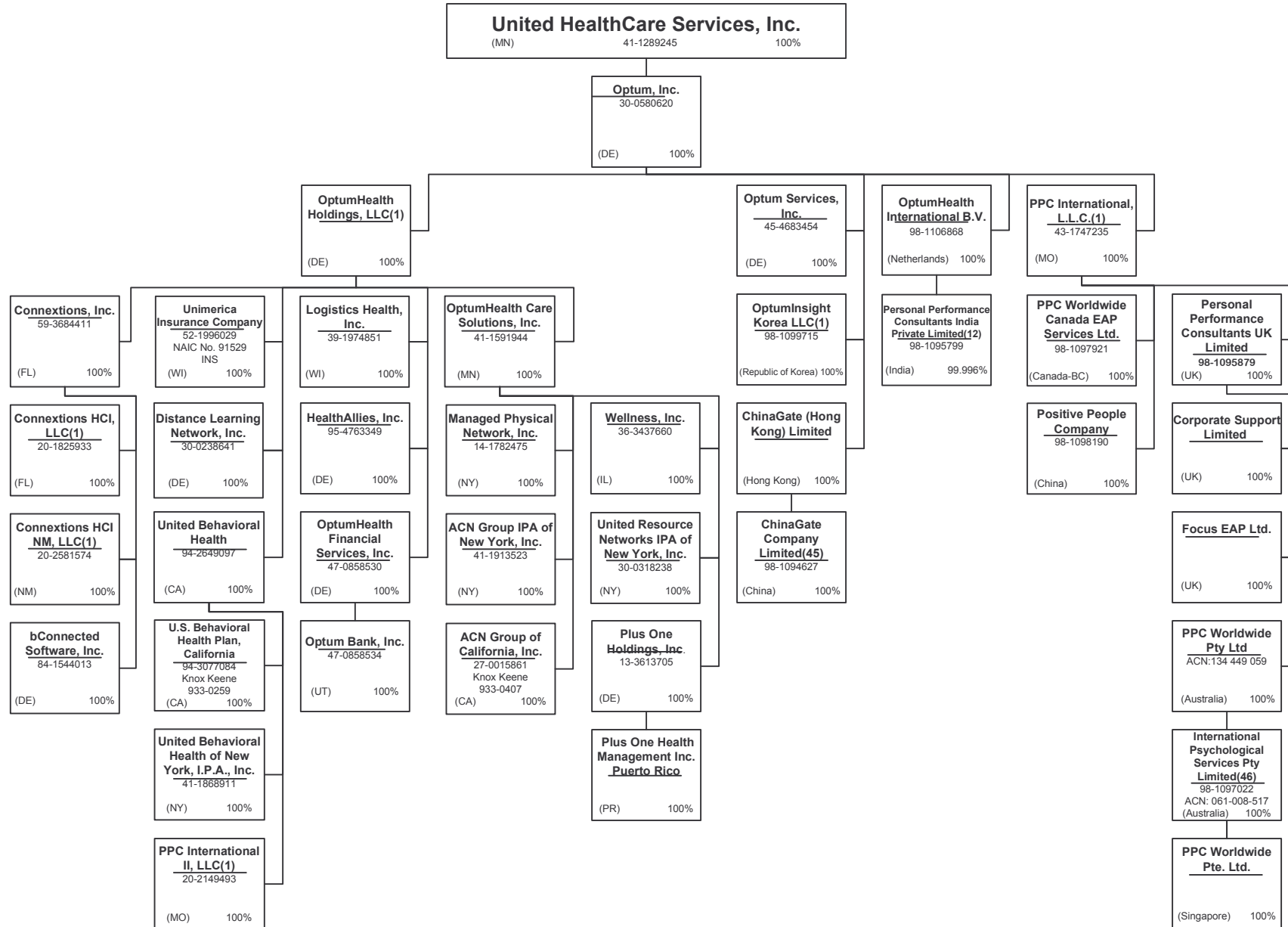


15.4



**SCHEDULE Y - INFORMATION CONCERNING ACTIVITIES OF INSURER MEMBERS OF A HOLDING COMPANY GROUP**

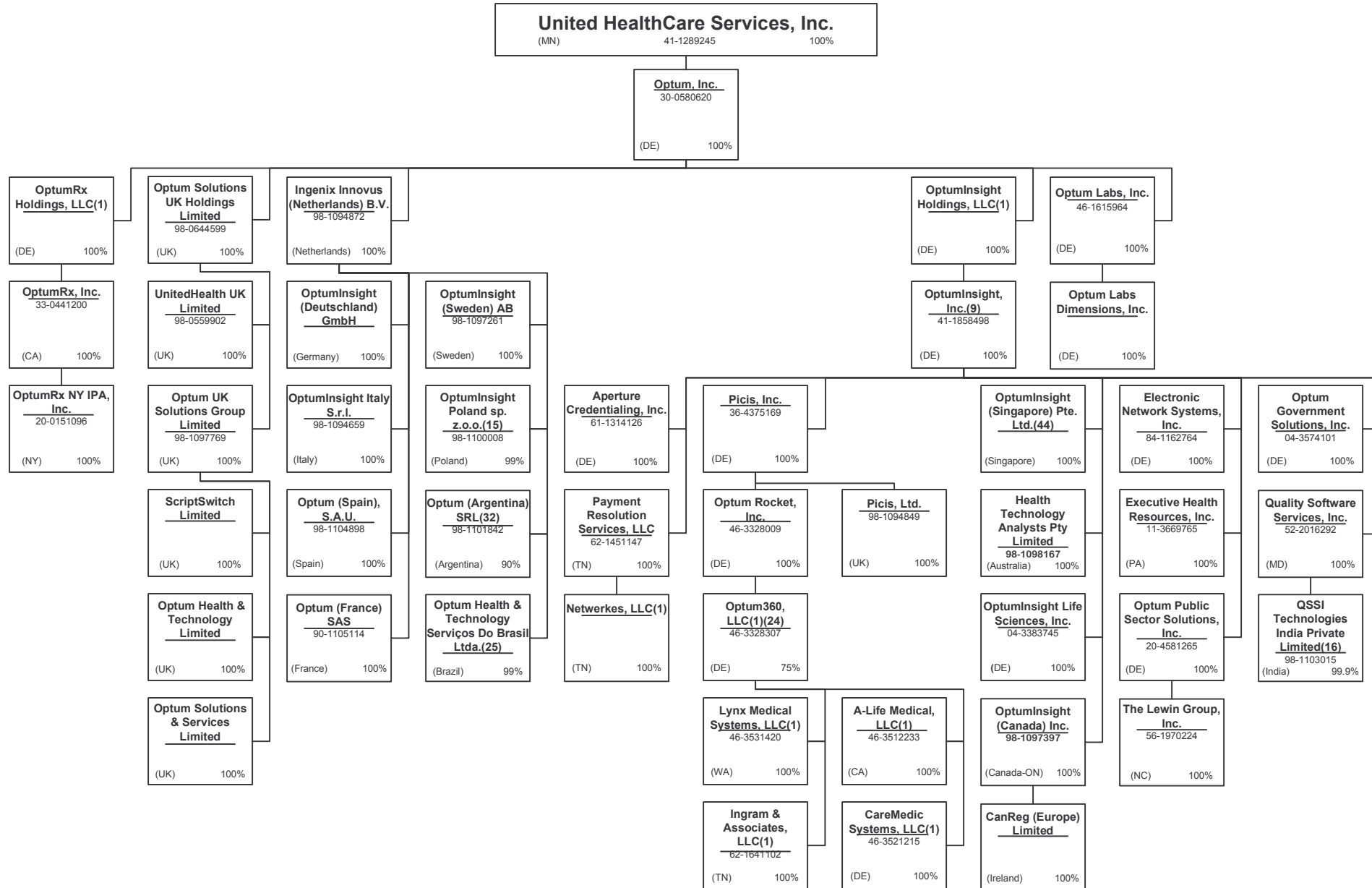
PART 1 - ORGANIZATIONAL CHART



15.5

**SCHEDULE Y - INFORMATION CONCERNING ACTIVITIES OF INSURER MEMBERS OF A HOLDING COMPANY GROUP**

PART 1 - ORGANIZATIONAL CHART



15.6

STATEMENT AS OF SEPTEMBER 30, 2013 OF THE UnitedHealthcare Plan of the River Valley, Inc.  
**SCHEDULE Y - INFORMATION CONCERNING ACTIVITIES OF INSURER MEMBERS OF A HOLDING COMPANY GROUP**

PART 1 - ORGANIZATIONAL CHART

Notes

All legal entities on the Organization Chart are Corporations unless otherwise indicated.

(1) Entity is a Limited Liability Company

(2) Entity is a Partnership

(3) Entity is a Non-Profit Corporation

(4) Control of the Foundation is based on sole membership, not the ownership of voting securities

(5) Monarch Financial Services, LLC is 85% owned by Monarch Management Services, Inc. and 15% owned by external shareholders.

(6) UnitedHealth Group Information Services Private Limited is 99.37% owned by UnitedHealth Group International B.V.. The remaining 0.63% is owned by UnitedHealth International, Inc.

(7) United Healthcare India Private Limited is 99.9935% owned by UnitedHealthcare International II B.V. and 0.0048% owned by UnitedHealth International, Inc.

(8) General partnership interests are held by United HealthCare Services, Inc. (89.77%) and by UnitedHealthcare, Inc. (10.23%). United HealthCare Services, Inc. also holds 100% of the limited partnership interests. When combining general and limited partner interests, United HealthCare Services, Inc. owns 94.18% and UnitedHealthcare, Inc. owns 5.83%.

(9) Branch office located in Abut Dhabi, UAE.

(10) WellMed Medical Management, Inc. is 80% owned by Collaborative Care Holdings, LLC and 20% owned by WMG Healthcare Partners, L.P.

(11) Physicians Choice Insurance Service, LLC is 70% owned by Monarch Financial Services, LLC and 30% owned by external shareholders.

(12) Personal Performance Consultants India Private Limited is 99.996% owned by OptumHealth International B.V. and 0.004 % owned by United Behavioral Health.

(13) INSPIRIS of Texas Physicians Group is a Texas non-profit (taxable) whose sole member is Inspiris Services Company.

(14) PrimeCare of Citrus Valley, Inc. is 80% owned by PrimeCare Medical Network, Inc. and 20% owned by Citrus Valley Medical Associates, Inc.

(15) OptumInsight Poland sp. z.o.o. is 99% owned by Ingenix Innovus (Netherlands) B.V. The remaining 1% is owned by OptumInsight, Inc.

(16) QSSI Technologies India Private Limited is 99.9% owned by Quality Software Services, Inc. and 0.1% owned by an Indian citizen.

(17) Amico Saúde Ltda. is 99.99% owned by Amil Participações S.A. and the remaining percent is owner by and officer of Amil.

(18) Esho – Empresa de Serviços Hospitalares S.A is 94.72% owned by Amil Assistência Médica Internacional S.A.; 3.24% owned by Amico Saúde Ltda.; 0.01 owned by Treasury Shares and 2.02% owned by external shareholders.

(19) Etho – Empresa de Tecnologia Hospitalar Ltda. 50.01% owned by Amil Assistência Médica Internacional S.A. and 49.99% owned by an external shareholder.

(20) Waypoint Holdings is 80% owned by UnitedHealth Group Ventures, LLC and 20% owned by external shareholders.

(21) Excellion Serviços Biomédicos S.A. is 99.78% owned by Esho – Empresa de Serviços Hospitalares S.A. and 0.22% owned by external shareholders.

(22) Branch offices in Iraq and Uganda and Representative office in Beijing.

(23) Cemed Care Empresa de Atendimento Clínico Geral Ltda. Is 96.94% owned by Amil Assistência Médica Internacional S.A., 2.54% owned by Amico Saúde Ltd. and 0.53% owned by ASL Assistência a Saúde Ltda.

(24) Optum 360, LLC is 75% owned by Optum Rocket, Inc. and 25% owned by an external interest holder.

(25) Optum Health & Technology Serviços Do Brasil Ltda. is 99% owned by Ingenix Innovus (Netherlands) B.V. and 1 % owned by OptumInsight, Inc.

(26) Bosque Medical Center S.A. is 45.17% owned by Amil Assistência Médica Internacional S.A.; 44.23% owned by Amico Saúde Ltd. and 10.60% owned by Esho – Empresa de Serviços Hospitalares S.A..

(27) AHJV, Inc. is 75% owned by NAMB Holdings, Inc. and 25% owned by Humana, Inc.

(28) ASL Assistência a Saúde Ltda. Is 99.99% owned by Amil Assistência Médica Internacional S.A. and the remaining percent is owned by an officer of Amil.

(29) Promarket Propaganda e Marketing Ltda. is 99.79% owned by Amil Assistência Médica Internacional S.A. and 0.21% owned by Amico Saúde Ltd.

(30) Amil Clinical Research Participações Ltda. is 99.95% owned by Amil Lifesciences Participações Ltda. and .05% owned by an officer of Amil.

(31) Imed Star Serviços Médicos e Odontológicos Ltda. is 50% owned by Amil Assistência Médica Internacional S.A. and 50% owned by Amico Saúde Ltd.

(32) Optum Argentina is 90% owned by Ingenix Innovus (Netherlands) BV and 10% owned by ScriptSwitch Holdings Limited.

(33) Hospital Alvorada Taguatinga Ltda. Is 99.99% owned by Amil Assistência Médica Internacional S.A. and the remaining percent is owned by an officer of Amil.

(34) Amil Lifesciences Participações Ltda. Is 99.99% owned by Amil Assistência Médica Internacional S.A. and the remaining percent is owned by an officer of Amil.

(35) FrontierMedex Kenya Limited is 99.9% owned by FromtierMEDEX Limited and 0.1% owned by a director of Frontier Medex Kenya Limited.

(36) Amil Planos por Administração Ltda. is 98.70% owned by Amil Assistência Médica Internacional S.A. and 1.30% owned by Amico Saúde Ltd.

(37) The limited partners of UnitedHealth Group International, L.P. include FMG Holdings, LLC (2.9231%), UnitedHealthcare International LATAM Corporation (1.5228%), Hygeia Corporation (DE) (0.2158%) and UnitedHealth Group Incorporated (95.3384%). UnitedHealth Group International GP is the general partner of UnitedHealth Group International, L.P.

(38) Polar II Fundo de Investimento em Participações is a Brazilian private equity investment fund incorporated in the form of a closed-end condominium.

(39) UnitedHealthcare International I, B.V. is 75.76% owned by UnitedHealth Group International L.P. and 24.24% owned by UnitedHealth Group International B.V.

(40) Amil Assistência Médica Internacional S.A. is 90.23% owned by Polar II Fundo de Investimento em Participações and the remaining 9.77% is owned by the former controlling shareholders of Amil Participações S.A.

(41) HPP A.C.E. is 70% owned by HPP - Hospitais Privados de Portugal, SGPS, S.A. The remaining 30% is owned by (1) HPP Boavista, S.A., (2) HPP Lusiadas, S.A., (3) HPP Algarve, S.A., (4) HPP Saúde - Parcerias Cascais, S.A., and (5) HPP Viseu, S.A.; each owning 6%.

(42) HPP Viseu, S.A. is 65% owned by HPP - Hospitais Privados de Portugal, SGPS, S.A.. The remaining 35% is jointly owned VISABEIRA Saúde - Serviços de Saúde, S.A., VISABEIRA Participações Financeiras, SGPS, S.A., VISABEIRA Investimentos Financeiros SGPS, S.A. and Ciclorama - Estudos, Projectos e Produções, Lda.

(43) Frontier Medex Tanzania Limited is 99% owned by FrontierMEDEX Limited. The remaining 1% is owned by an officer of FrontierMEDEX Limited.

(44) Branch office located in Taiwan

(45) Liaison office located in Beijing.

(46) Branch office located in Hong Kong.

STATEMENT AS OF SEPTEMBER 30, 2013 OF THE UnitedHealthcare Plan of the River Valley, Inc.

**SCHEDULE Y**  
**PART 1A - DETAIL OF INSURANCE HOLDING COMPANY SYSTEM**

1	2	3	4	5	6	7	8	9	10	11	12	13	14	15
Group Code	Group Name	NAIC Company Code	Federal ID Number	Federal RSSD	CIK	Name of Securities Exchange if Publicly Traded (U.S. or International)	Names of Parent, Subsidiaries Or Affiliates	Domiciliary Location	Relationship to Reporting Entity	Directly Controlled by (Name of Entity/Person)	Type of Control (Ownership, Board, Management, Attorney-in-Fact, Influence, Other)	If Control is Ownership Provide Percentage	Ultimate Controlling Entity(ies)/Person(s)	*
		.0000	27-2624551				310 Canyon Medical, LLC	CA	NIA	Monarch Management Services, Inc.	Ownership	100.000	UnitedHealth Group Incorporated	
		.0000	41-1913523				ACN Group IPA of New York, Inc.	NY	NIA	OptumHealth Care Solutions, Inc.	Ownership	100.000	UnitedHealth Group Incorporated	
		.0000	27-0015861				ACN Group of California, Inc.	CA	IA	OptumHealth Care Solutions, Inc.	Ownership	100.000	UnitedHealth Group Incorporated	
		.0000	38-3849068				AHJV MSO, Inc.	DE	NIA	AHJV, Inc.	Ownership	100.000	UnitedHealth Group Incorporated	
		.0000	38-3849066				AHJV, Inc.	CA	NIA	NAAM Holdings, Inc.	Ownership	75.000	UnitedHealth Group Incorporated	5
		.0000	46-3512233				A-Life Medical, LLC	CA	NIA	Optum360, LLC	Ownership	100.000	UnitedHealth Group Incorporated	
.0707	UnitedHealth Group Incorporated	82406	35-1665915				All Savers Insurance Company	IN	IA	Golden Rule Financial Corporation	Ownership	100.000	UnitedHealth Group Incorporated	
							All Savers Life Insurance Company of California	CA	IA	Golden Rule Financial Corporation	Ownership	100.000	UnitedHealth Group Incorporated	
.0707	UnitedHealth Group Incorporated	73130	35-1744596				AmeriChoice Corporation	DE	NIA	UnitedHealth Group Incorporated	Ownership	100.000	UnitedHealth Group Incorporated	
		.0000	54-1743136				AmeriChoice Health Services, Inc.	DE	NIA	AmeriChoice Corporation	Ownership	100.000	UnitedHealth Group Incorporated	
.0707	UnitedHealth Group Incorporated	.0000	54-1743141				AmeriChoice of Connecticut, Inc.	CT	IA	AmeriChoice Corporation	Ownership	100.000	UnitedHealth Group Incorporated	
.0707	UnitedHealth Group Incorporated	13178	26-2481299				AmeriChoice of Georgia, Inc.	GA	IA	AmeriChoice Corporation	Ownership	100.000	UnitedHealth Group Incorporated	
.0707	UnitedHealth Group Incorporated	13168	26-2688274				AmeriChoice of New Jersey, Inc.	NJ	IA	AmeriChoice Corporation	Ownership	100.000	UnitedHealth Group Incorporated	
.0707	UnitedHealth Group Incorporated	95497	22-3368602								Ownership	100.000	UnitedHealth Group Incorporated	
		.0000	98-1108620				Amico Saúde Ltda.	BRA	NIA	Polar II Fundo de Investimento em Participações	Ownership	99.990	UnitedHealth Group Incorporated	1
		.0000					Amil Assistência Médica Internacional S.A.	BRA	NIA	Polar II Fundo de Investimento em Participações	Ownership	90.230	UnitedHealth Group Incorporated	5
		.0000					Amil Clinical Research Participações Ltda.	BRA	NIA		Ownership	99.950	UnitedHealth Group Incorporated	1
		.0000	98-1109085				AMIL International S.á.r.l.	LUX	NIA	Amil Lifesciences Participações Ltda.	Ownership	100.000	UnitedHealth Group Incorporated	
		.0000					Amil Lifesciences Participações Ltda.	BRA	NIA	Amil Assistência Médica Internacional S.A.	Ownership	99.990	UnitedHealth Group Incorporated	1
		.0000	98-1110579				Amil Planos por Administração Ltda.	BRA	NIA	Amil Assistência Médica Internacional S.A.	Ownership	99.990	UnitedHealth Group Incorporated	1
		.0000	98-1110993				Amil Planos por Administração Ltda.	BRA	NIA	Amil Assistência Médica Internacional S.A.	Ownership	98.700	UnitedHealth Group Incorporated	8
		.0000	98-1110993				Amico Saúde Ltda.	BRA	NIA	Amico Saúde Ltda.	Ownership	1.300	UnitedHealth Group Incorporated	8
		.0000	61-1314126				Aperture Credentialing, Inc.	DE	NIA	OptumInsight, Inc.	Ownership	100.000	UnitedHealth Group Incorporated	
		.0000	86-0813232				Arizona Physicians IPA, Inc.	AZ	IA	UnitedHealthcare, Inc.	Ownership	100.000	UnitedHealth Group Incorporated	
		.0000	90-0369702				ASI Global, LLC	TX	NIA	FrontierMEDEX, Inc.	Ownership	100.000	UnitedHealth Group Incorporated	
		.0000	98-1110592				ASL Assistência a Saúde Ltda.	BRA	NIA	Amil Assistência Médica Internacional S.A.	Ownership	99.990	UnitedHealth Group Incorporated	1
		.0000	80-0368187				Aveta Arizona, Inc.	AZ	NIA	NAAM Holdings, Inc.	Ownership	100.000	UnitedHealth Group Incorporated	
		.0000	35-2416318				Aveta Colorado, Inc.	DE	NIA	NAAM Holdings, Inc.	Ownership	100.000	UnitedHealth Group Incorporated	
		.0000	90-0632302				Aveta Health Solutions Inc.	DE	NIA	NAAM Holdings, Inc.	Ownership	100.000	UnitedHealth Group Incorporated	
		.0000	20-4057813				Aveta Inc.	DE	NIA	Collaborative Care Holdings, LLC	Ownership	100.000	UnitedHealth Group Incorporated	
		.0000	27-2823524				Aveta Kansas City, Inc.	KS	NIA	NAAM Holdings, Inc.	Ownership	100.000	UnitedHealth Group Incorporated	
		.0000	36-4704309				Aveta Tennessee, Inc.	DE	NIA	NAAM Holdings, Inc.	Ownership	100.000	UnitedHealth Group Incorporated	
		.0000	84-1544013				bConnected Software, Inc.	DE	NIA	Connections, Inc.	Ownership	100.000	UnitedHealth Group Incorporated	
		.0000	88-0267857				Behavioral Healthcare Options, Inc.	NV	NIA	Sierra Health Services, Inc.	Ownership	100.000	UnitedHealth Group Incorporated	
		.0000	98-1112673				Bosque Medical Center S.A.	BRA	NIA	Amil Assistência Médica Internacional S.A.	Ownership	45.170	UnitedHealth Group Incorporated	2
		.0000	98-1112673				Bosque Medical Center S.A.	BRA	NIA	Amico Saúde Ltda.	Ownership	44.230	UnitedHealth Group Incorporated	2
		.0000	98-1112673				Bosque Medical Center S.A.	BRA	NIA	Esho – Empresa de Serviços Hospitalares S.A.	Ownership	10.600	UnitedHealth Group Incorporated	2
		.0000					CanReg (Europe) Limited	JRL	NIA	OptumInsight (Canada) Inc.	Ownership	100.000	UnitedHealth Group Incorporated	
		.0000	20-2576806				Care Improvement Associates of Texas, Inc.	TX	NIA	XLHealth Corporation	Ownership	100.000	UnitedHealth Group Incorporated	
		.0000	20-8375685				Care Improvement Plus Group Management, LLC	MD	NIA	XLHealth Corporation	Ownership	100.000	UnitedHealth Group Incorporated	
.0707	UnitedHealth Group Incorporated	12313	20-2412936				Care Improvement Plus of Maryland, Inc.	MD	IA	XLHealth Corporation	Ownership	100.000	UnitedHealth Group Incorporated	

**SCHEDULE Y**  
**PART 1A - DETAIL OF INSURANCE HOLDING COMPANY SYSTEM**

1	2	3	4	5	6	7	8	9	10	11	12	13	14	15
Group Code	Group Name	NAIC Company Code	Federal ID Number	Federal RSSD	CIK	Name of Securities Exchange if Publicly Traded (U.S. or International)	Names of Parent, Subsidiaries Or Affiliates	Domiciliary Location	Relationship to Reporting Entity	Directly Controlled by (Name of Entity/Person)	Type of Control (Ownership, Board, Management, Attorney-in-Fact, Influence, Other)	If Control is Ownership Provide Percentage	Ultimate Controlling Entity(ies)/Person(s)	*
...0707	UnitedHealth Group Incorporated	...12558	45-4976934				Care Improvement Plus of Texas Insurance Company	...TX	...IA	XLHealth Corporation	Ownership	...100.000	UnitedHealth Group Incorporated	
		...00000	27-3536376				Care Improvement Plus Practitioners, LLC	...MD	...NIA	XLHealth Corporation	Ownership	...100.000	UnitedHealth Group Incorporated	
...0707	UnitedHealth Group Incorporated	...12567	20-3888112				Care Improvement Plus South Central Insurance Company	...AR	...IA	XLHealth Corporation	Ownership	...100.000	UnitedHealth Group Incorporated	
...0707	UnitedHealth Group Incorporated	...14041	27-5038136				Care Improvement Plus Wisconsin Insurance Company	...WI	...IA	XLHealth Corporation	Ownership	...100.000	UnitedHealth Group Incorporated	
		...00000	46-3521215				CareMedic Systems, LLC	...CA	...NIA	Optum360, LLC	Ownership	...100.000	UnitedHealth Group Incorporated	
		...00000					Carlton Life - Residências e Serviços S.A.	...PRT	...NIA	HPP - Hospitais Privados de Portugal, SGPS, S.A.	Ownership	...100.000	UnitedHealth Group Incorporated	
		...00000	98-1111491				Cemed Care Empresa de Atendimento Clínico Geral Ltda.	...BRA	...NIA	Amil Assistência Médica Internacional S.A.	Ownership	...96.940	UnitedHealth Group Incorporated	...3
		...00000	98-1111491				Cemed Care Empresa de Atendimento Clínico Geral Ltda.	...BRA	...NIA	Amico Saúde Ltda.	Ownership	...2.540	UnitedHealth Group Incorporated	...3
		...00000	98-1111491				Cemed Care Empresa de Atendimento Clínico Geral Ltda.	...BRA	...NIA	ASL Assistência a Saúde Ltda.	Ownership	...0.520	UnitedHealth Group Incorporated	...3
		...00000	98-1094627				ChinaGate (Hong Kong) Limited	...HKG	...NIA	Optum, Inc.	Ownership	...100.000	UnitedHealth Group Incorporated	
		...00000	13-4247706				ChinaGate Company Limited	...CHN	...NIA	ChinaGate (Hong Kong) Limited	Ownership	...100.000	UnitedHealth Group Incorporated	
...0707	UnitedHealth Group Incorporated	...11836	13-4247706				Citrus Health Care, Inc.	...FL	...IA	PHC Holdings of Florida, Inc.	Ownership	...100.000	UnitedHealth Group Incorporated	
		...00000	56-2674371				Coachella Valley Physicians of PrimeCare, Inc.	...CA	...NIA	PrimeCare Medical Network, Inc.	Ownership	...100.000	UnitedHealth Group Incorporated	
		...00000	27-2337616				Collaborative Care Holdings, LLC	...DE	...NIA	OptumHealth Holdings, LLC	Ownership	...100.000	UnitedHealth Group Incorporated	
		...00000	27-2337487				Collaborative Care Services, Inc.	...DE	...NIA	Collaborative Care Holdings, LLC	Ownership	...100.000	UnitedHealth Group Incorporated	
		...00000	27-3470466				Collaborative Care Solutions, LLC	...DE	...NIA	Collaborative Care Services, Inc.	Ownership	...100.000	UnitedHealth Group Incorporated	
		...00000	11-3647007				Comfort Care Transportation, LLC	...TX	...NIA	WellMed Medical Management, Inc.	Ownership	...100.000	UnitedHealth Group Incorporated	
		...00000	61-1351358				Commonwealth Administrators, LLC	...KY	...NIA	UMR, Inc.	Ownership	...100.000	UnitedHealth Group Incorporated	
		...00000	20-2581574				Connexions HCI NM, LLC	...NM	...NIA	Connexions, Inc.	Ownership	...100.000	UnitedHealth Group Incorporated	
		...00000	20-1825933				Connexions HCI, LLC	...FL	...NIA	Connexions, Inc.	Ownership	...100.000	UnitedHealth Group Incorporated	
		...00000	59-3684411				Connexions, Inc.	...FL	...NIA	OptumHealth Holdings, LLC	Ownership	...100.000	UnitedHealth Group Incorporated	
		...00000					Corporate Support Limited	...GBR	...NIA	Personal Performance Consultants UK Limited	Ownership	...100.000	UnitedHealth Group Incorporated	
		...00000	52-1811176				DBP Services of New York IPA, Inc.	...NY	...NIA	Dental Benefit Providers, Inc.	Ownership	...100.000	UnitedHealth Group Incorporated	
		...00000	52-1452809				Dental Benefit Providers of California, Inc.	...CA	...IA	Dental Benefit Providers, Inc.	Ownership	...100.000	UnitedHealth Group Incorporated	
...0707	UnitedHealth Group Incorporated	...52053	36-4008355				Dental Benefit Providers of Illinois, Inc.	...IL	...IA	Dental Benefit Providers, Inc.	Ownership	...100.000	UnitedHealth Group Incorporated	
		...00000	41-2014834				Dental Benefit Providers, Inc.	...DE	...NIA	United HealthCare Services, Inc.	Ownership	...100.000	UnitedHealth Group Incorporated	
		...00000	30-0238641				Distance Learning Network, Inc.	...DE	...NIA	OptumHealth Holdings, LLC	Ownership	...100.000	UnitedHealth Group Incorporated	
		...00000					DPCA, Inc.	...DE	...NIA	UnitedHealth Group Ventures, LLC	Ownership	...100.000	UnitedHealth Group Incorporated	
		...00000	84-1162764				Duncan Printing Services, LLC	...SC	...NIA	UnitedHealthcare Insurance Company	Ownership	...100.000	UnitedHealth Group Incorporated	
		...00000	98-1103713				Electronic Network Systems, Inc.	...DE	...NIA	OptumInsight, Inc.	Ownership	...100.000	UnitedHealth Group Incorporated	
		...00000					ELG FZE	...APE	...NIA	FrontierMEDEX Limited	Ownership	...100.000	UnitedHealth Group Incorporated	
		...00000	98-1111172				Esho - Empresa de Serviços Hospitalares S.A.	...BRA	...NIA	Amil Assistência Médica Internacional S.A.	Ownership	...94.720	UnitedHealth Group Incorporated	...4
		...00000	98-1111172				Esho - Empresa de Serviços Hospitalares S.A.	...BRA	...NIA	Amico Saúde Ltda.	Ownership	...3.240	UnitedHealth Group Incorporated	...4
		...00000					Etho - Empresa de Tecnologia Hospitalar Ltda.	...BRA	...NIA	Amil Assistência Médica Internacional S.A.	Ownership	...50.010	UnitedHealth Group Incorporated	...5
		...00000	86-0964571				Evercare Collaborative Solutions, Inc.	...DE	...NIA	Ovations, Inc.	Ownership	...100.000	UnitedHealth Group Incorporated	
		...00000	30-0226127				Evercare Hospice, Inc.	...DE	...NIA	Collaborative Care Holdings, LLC	Ownership	...100.000	UnitedHealth Group Incorporated	
		...00000	86-0618309				Evercare of Arizona, Inc.	...AZ	...IA	Ovations, Inc.	Ownership	...100.000	UnitedHealth Group Incorporated	

STATEMENT AS OF SEPTEMBER 30, 2013 OF THE UnitedHealthcare Plan of the River Valley, Inc.

**SCHEDULE Y**

**PART 1A - DETAIL OF INSURANCE HOLDING COMPANY SYSTEM**

1	2	3	4	5	6	7	8	9	10	11	12	13	14	15
Group Code	Group Name	NAIC Company Code	Federal ID Number	Federal RSSD	CIK	Name of Securities Exchange if Publicly Traded (U.S. or International)	Names of Parent, Subsidiaries Or Affiliates	Domiciliary Location	Relationship to Reporting Entity	Directly Controlled by (Name of Entity/Person)	Type of Control (Ownership, Board, Management, Attorney-in-Fact, Influence, Other)	If Control is Ownership Provide Percentage	Ultimate Controlling Entity(ies)/Person(s)	*
		00000	98-1111239				Excellion Serviços Biomédicos S.A.	BRA	NIA	Esho - Empresa de Serviços Hospitalares S.A.	Ownership	99.780	UnitedHealth Group Incorporated	5
		00000	98-1111215				Excelsior Med S.A.	BRA	NIA	Amil Assistência Médica Internacional S.A.	Ownership	100.000	UnitedHealth Group Incorporated	
		00000	11-3669765				Executive Health Resources, Inc.	PA	NIA	OptumInsight, Inc.	Ownership	100.000	UnitedHealth Group Incorporated	
		00000					Exploration for Mine Clearance LLC	JRO	NIA	FrontierMEDEX Limited	Ownership	100.000	UnitedHealth Group Incorporated	
		00000	98-1113428				Exploration Logistics B.C. Ltd.	CAN	NIA	FrontierMEDEX Canada Limited	Ownership	100.000	UnitedHealth Group Incorporated	
		00000	98-1101521				Exploration Logistics Group for Medical Services PLC LTD	JRO	NIA	FrontierMEDEX Limited	Ownership	100.000	UnitedHealth Group Incorporated	
		00000					Exploration Logistics Newfoundland Limited	CAN	NIA	FrontierMEDEX Canada Limited	Ownership	100.000	UnitedHealth Group Incorporated	
		00000					Exploration Logistics Nova Scotia Limited	CAN	NIA	FrontierMEDEX Canada Limited	Ownership	100.000	UnitedHealth Group Incorporated	
		00000	88-0223385				Family Health Care Services	NV	NIA	Sierra Health Services, Inc.	Ownership	100.000	UnitedHealth Group Incorporated	
		00000	88-0257036				Family Home Hospice, Inc.	NV	NIA	Sierra Health Services, Inc.	Ownership	100.000	UnitedHealth Group Incorporated	
		00000	35-2456267				FMG Holdings, LLC	DE	NIA	UnitedHealth Group Incorporated	Ownership	100.000	UnitedHealth Group Incorporated	
		00000					Focus EAP Ltd.	GBR	NIA	Personal Performance Consultants UK Limited	Ownership	100.000	UnitedHealth Group Incorporated	
		00000	22-3314813				FOHP, Inc.	NJ	NIA	Oxford Health Plans LLC	Ownership	100.000	UnitedHealth Group Incorporated	
		00000	86-0908902				FOR HEALTH OF ARIZONA, INC.	AZ	NIA	For Health, Inc.	Ownership	100.000	UnitedHealth Group Incorporated	
		00000	33-0766617				For Health, Inc.	DE	NIA	Inspiris, Inc.	Ownership	100.000	UnitedHealth Group Incorporated	
		00000					Frontier Medex Tanzania Limited	TZA	NIA	FrontierMEDEX Limited	Ownership	99.000	UnitedHealth Group Incorporated	1
		00000	68-0679514				FrontierMEDEX (RMS), Inc.	DE	NIA	FMG Holdings, LLC	Ownership	100.000	UnitedHealth Group Incorporated	
		00000	98-1103497				FrontierMEDEX Canada Holdings Ltd.	CAN	NIA	"UnitedHealthcare International I B.V.	Ownership	100.000	UnitedHealth Group Incorporated	
		00000	98-1104429				FrontierMEDEX Canada Limited	CAN	NIA	FrontierMEDEX Canada Holdings Ltd.	Ownership	100.000	UnitedHealth Group Incorporated	
	Ownership	00000	45-5339512				FrontierMEDEX Government Services, LLC	DE	NIA	FMG Holdings, LLC	Ownership	100.000	UnitedHealth Group Incorporated	
		00000	98-1104429				FrontierMEDEX Canada Limited	CAN	NIA	FrontierMEDEX Canada Holdings Ltd.	Ownership	100.000	UnitedHealth Group Incorporated	
		00000	45-5339512				FrontierMEDEX Government Services, LLC	GBR	NIA	FMG Holdings, LLC	Ownership	100.000	UnitedHealth Group Incorporated	
		00000					FrontierMedex Kenya Limited	KEN	NIA	FrontierMEDEX Limited	Ownership	99.900	UnitedHealth Group Incorporated	1
		00000					FrontierMEDEX Limited	GBR	NIA	"UnitedHealthcare International I B.V.	Ownership	100.000	UnitedHealth Group Incorporated	
		00000	37-0855360				Golden Rule Financial Corporation	DE	NIA	UnitedHealth Group Incorporated	Ownership	100.000	UnitedHealth Group Incorporated	
.0707	Ownership	62286	37-6028756				Golden Rule Insurance Company	IN	IA	Golden Rule Financial Corporation	Ownership	100.000	UnitedHealth Group Incorporated	
		00000	33-1219808				FrontierMEDEX US, Inc.	CYM	NIA	FMG Holdings, LLC	Ownership	100.000	UnitedHealth Group Incorporated	
		00000	52-2230470				FrontierMEDEX, Inc.	MN	NIA	FrontierMEDEX US, Inc.	Ownership	100.000	UnitedHealth Group Incorporated	
		00000	37-0855360				Golden Rule Financial Corporation	DE	NIA	UnitedHealth Group Incorporated	Ownership	100.000	UnitedHealth Group Incorporated	
.0707	UnitedHealth Group Incorporated	62286	37-6028756	3057283			Golden Rule Insurance Company	IN	IA	Golden Rule Financial Corporation	Ownership	100.000	UnitedHealth Group Incorporated	
		00000	98-0213198				H&W Indemnity (SPC), Ltd.	CYM	NIA	UnitedHealth Group Incorporated	Ownership	100.000	UnitedHealth Group Incorporated	
.0707	UnitedHealth Group Incorporated	43893	13-3584296				Health Net Insurance of New York, Inc.	BMU	IA	Oxford Health Plans LLC	Ownership	100.000	UnitedHealth Group Incorporated	
.0707	UnitedHealth Group Incorporated	95968	06-1084283				Health Net of Connecticut, Inc.	CT	IA	Oxford Health Plans LLC	Ownership	100.000	UnitedHealth Group Incorporated	
.0707	UnitedHealth Group Incorporated	95351	22-3241303				Health Net of New Jersey, Inc.	AUS	IA	FOHP, Inc.	Ownership	100.000	UnitedHealth Group Incorporated	
.0707	UnitedHealth Group Incorporated	95305	06-1174953				Health Net of New York, Inc.	NY	IA	Oxford Health Plans LLC	Ownership	100.000	UnitedHealth Group Incorporated	
		00000	98-0153069				Health Net Services (Bermuda) Ltd.	BMU	NIA	Oxford Health Plans LLC	Ownership	100.000	UnitedHealth Group Incorporated	
.0707	UnitedHealth Group Incorporated	96342	88-0201035				Health Plan of Nevada, Inc.	NV	IA	Sierra Health Services, Inc.	Ownership	100.000	UnitedHealth Group Incorporated	
		00000	98-1098167				Health Technology Analysts Pty Limited	AUS	NIA	OptumInsight, Inc.	Ownership	100.000	UnitedHealth Group Incorporated	
		00000	95-4763349				HealthAllies, Inc.	BRA	NIA	OptumHealth Holdings, LLC	Ownership	100.000	UnitedHealth Group Incorporated	
		00000	20-8910978				Hospice Inspiris Holdings, Inc.	PRT	NIA	Inspiris, Inc.	Ownership	100.000	UnitedHealth Group Incorporated	
		00000	20-8911466				Hospice Inspiris of Pennsylvania, Inc.	PRT	NIA	Hospice Inspiris Holdings, Inc.	Ownership	100.000	UnitedHealth Group Incorporated	
		00000	20-8911303				Hospice Inspiris of Texas, Inc.	PRT	NIA	Hospice Inspiris Holdings, Inc.	Ownership	100.000	UnitedHealth Group Incorporated	
		00000	98-1111920				Hospital Alvorada de Taguatinga Ltda.	BRA	NIA	Amil Assistência Médica Internacional S.A.	Ownership	99.990	UnitedHealth Group Incorporated	1
		00000					HPP - Hospitais Privados de Portugal, SGPS, S.A.	PRT	NIA	Amil Internacional S.á.r.l.	Ownership	100.000	UnitedHealth Group Incorporated	

**SCHEDULE Y**  
**PART 1A - DETAIL OF INSURANCE HOLDING COMPANY SYSTEM**

1	2	3	4	5	6	7	8	9	10	11	12	13	14	15
Group Code	Group Name	NAIC Company Code	Federal ID Number	Federal RSSD	CIK	Name of Securities Exchange if Publicly Traded (U.S. or International)	Names of Parent, Subsidiaries Or Affiliates	Domiciliary Location	Relationship to Reporting Entity	Directly Controlled by (Name of Entity/Person)	Type of Control (Ownership, Board, Management, Attorney-in-Fact, Influence, Other)	If Control is Ownership Provide Percentage	Ultimate Controlling Entity(ies)/Person(s)	*
		.00000					HPP A.C.E.	PRT	NIA	HPP - Hospitais Privados de Portugal, SGPS, S.A.	Ownership	.70.000	UnitedHealth Group Incorporated	6
		.00000					HPP A.C.E.	PRT	NIA	HPP Algarve, S.A.	Ownership	.6.000	UnitedHealth Group Incorporated	6
		.00000					HPP A.C.E.	PRT	NIA	HPP Lusiadas, S.A.	Ownership	.6.000	UnitedHealth Group Incorporated	6
		.00000					HPP A.C.E.	PRT	NIA	HPP Viseu, S.A.	Ownership	.6.000	UnitedHealth Group Incorporated	6
		.00000					HPP A.C.E.	PRT	NIA	HPP Boavista, S.A.	Ownership	.6.000	UnitedHealth Group Incorporated	6
		.00000					HPP A.C.E.	PRT	NIA	HPP Saúde - Parcerias Cascais, S.A.	Ownership	.6.000	UnitedHealth Group Incorporated	6
		.00000					HPP Algarve, S.A.	PRT	NIA	HPP - Hospitais Privados de Portugal, SGPS, S.A.	Ownership	.100.000	UnitedHealth Group Incorporated	
		.00000					HPP Boavista, S.A.	PRT	NIA	HPP - Hospitais Privados de Portugal, SGPS, S.A.	Ownership	.100.000	UnitedHealth Group Incorporated	
		.00000					HPP Lusiadas, S.A.	PRT	NIA	HPP - Hospitais Privados de Portugal, SGPS, S.A.	Ownership	.100.000	UnitedHealth Group Incorporated	
		.00000					HPP Saúde - Parcerias Cascais, S.A.	PRT	NIA	HPP - Hospitais Privados de Portugal, SGPS, S.A.	Ownership	.100.000	UnitedHealth Group Incorporated	
		.00000					HPP Viseu, S.A.	PRT	NIA	HPP - Hospitais Privados de Portugal, SGPS, S.A.	Ownership	.65.000	UnitedHealth Group Incorporated	5
		.00000	26-2912304				Humedica, Inc.	BRA	NIA	United HealthCare Services, Inc.	Ownership	.100.000	UnitedHealth Group Incorporated	
		.00000	36-4331825				Hygeia Corporation	DE	NIA	UnitedHealth International, Inc.	Ownership	.100.000	UnitedHealth Group Incorporated	
		.00000	98-1099968				Hygeia Corporation (Ontario)	CAN	NIA	UnitedHealth Group International L.P.	Ownership	.100.000	UnitedHealth Group Incorporated	
		.00000					Imed Star Serviços Médicos e Odontológicos Ltda.	BRA	NIA	Amico Saúde Ltda.	Ownership	.50.000	UnitedHealth Group Incorporated	7
		.00000					Imed Star Serviços Médicos e Odontológicos Ltda.	BRA	NIA	Amil Assistência Médica Internacional S.A.	Ownership	.50.000	UnitedHealth Group Incorporated	7
		.00000	86-0477097				Information Network Corporation	AZ	NIA	AmeriChoice Corporation	Ownership	.100.000	UnitedHealth Group Incorporated	
		.00000	36-4733428				Informed Choice HealthCare Alliance, Inc.	IL	NIA	Illinois, Inc.	Ownership	.100.000	UnitedHealth Group Incorporated	
		.00000	98-1094872				Ingenix Innovus (Netherlands) B.V.	NLD	NIA	Optum, Inc.	Ownership	.100.000	UnitedHealth Group Incorporated	
		.00000	62-1641102				Ingram & Associates, LLC	TN	NIA	Optum360, LLC	Ownership	.100.000	UnitedHealth Group Incorporated	
		.00000	13-4138668				INSPIRIS of New York IPA, Inc.	NY	NIA	Inspiris, Inc.	Ownership	.100.000	UnitedHealth Group Incorporated	
		.00000	13-4138665				INSPIRIS of New York Management, Inc.	NY	NIA	Inspiris, Inc.	Ownership	.100.000	UnitedHealth Group Incorporated	
		.00000	20-5355196				Inspiris of Tennessee, Inc.	AUS	NIA	Inspiris, Inc.	Ownership	.100.000	UnitedHealth Group Incorporated	
		.00000	26-2885572				INSPIRIS of Texas Physician Group	TX	NIA	Inspiris Services Company	Ownership	.100.000	UnitedHealth Group Incorporated	
		.00000	26-0683057				Inspiris Services Company	TN	NIA	Inspiris, Inc.	Ownership	.100.000	UnitedHealth Group Incorporated	
		.00000	33-0766366				Inspiris, Inc.	DE	NIA	Collaborative Care Holdings, LLC	Ownership	.100.000	UnitedHealth Group Incorporated	
		.00000	98-1097022				International Psychological Services Pty Limited	AUS	NIA	PPC Worldwide Pty Ltd	Ownership	.100.000	UnitedHealth Group Incorporated	
		.00000	32-0409538				Lifepoint Accountable Care Organization, LLC	DE	NIA	Collaborative Care Holdings, LLC	Ownership	.100.000	UnitedHealth Group Incorporated	
		.00000	45-3143218				Lifepoint East, Inc.	DE	NIA	Collaborative Care Holdings, LLC	Ownership	.100.000	UnitedHealth Group Incorporated	
		.00000	27-2309024				LifePrint Health, Inc.	DE	NIA	Collaborative Care Holdings, LLC	Ownership	.100.000	UnitedHealth Group Incorporated	
		.00000	39-1974851				Logistics Health, Inc.	WI	NIA	OptumHealth Holdings, LLC	Ownership	.100.000	UnitedHealth Group Incorporated	
		.00000	46-3531420				Lynx Medical Systems, LLC	WA	NIA	Optum360, LLC	Ownership	.100.000	UnitedHealth Group Incorporated	
		.00000	52-2129787				MAMSI Insurance Resources, LLC	MD	NIA	OneNet PPO, LLC	Ownership	.100.000	UnitedHealth Group Incorporated	
.0707	UnitedHealth Group Incorporated	.60321	52-1803283				MAMSI Life and Health Insurance Company	MD	IA	United HealthCare Services, Inc.	Ownership	.100.000	UnitedHealth Group Incorporated	
		.00000	14-1782475				Managed Physical Network, Inc.	NY	NIA	OptumHealth Care Solutions, Inc.	Ownership	.100.000	UnitedHealth Group Incorporated	
		.00000	42-1741594				MD Ops, Inc.	CA	NIA	North American Medical Management California, Inc.	Ownership	.100.000	UnitedHealth Group Incorporated	
.0707	UnitedHealth Group Incorporated	.96310	52-1169135				MD-Individual Practice Association, Inc.	MD	IA	United HealthCare Services, Inc.	Ownership	.100.000	UnitedHealth Group Incorporated	
		.00000	52-2178531				MEDEX Insurance Services, Inc.	MD	NIA	FrontierMEDEX, Inc.	Ownership	.100.000	UnitedHealth Group Incorporated	
.0707	UnitedHealth Group Incorporated	.12756	20-3391186				Medica Health Plans of Florida, Inc.	FL	IA	United HealthCare Services, Inc.	Ownership	.100.000	UnitedHealth Group Incorporated	

**SCHEDULE Y**  
**PART 1A - DETAIL OF INSURANCE HOLDING COMPANY SYSTEM**

1	2	3	4	5	6	7	8	9	10	11	12	13	14	15
Group Code	Group Name	NAIC Company Code	Federal ID Number	Federal RSSD	CIK	Name of Securities Exchange if Publicly Traded (U.S. or International)	Names of Parent, Subsidiaries Or Affiliates	Domiciliary Location	Relationship to Reporting Entity	Directly Controlled by (Name of Entity/Person)	Type of Control (Ownership, Board, Management, Attorney-in-Fact, Influence, Other)	If Control is Ownership Provide Percentage	Ultimate Controlling Entity(ies)/Person(s)	*
0707	UnitedHealth Group Incorporated	12155	01-0788576				Medica HealthCare Plans, Inc.	FL	IA	United HealthCare Services, Inc.	Ownership	100.000	UnitedHealth Group Incorporated	
		00000	26-4808018				Medical Preparatory School of Allied Health, LLC	TX	NIA	WellMed Medical Management, Inc.	Ownership	100.000	UnitedHealth Group Incorporated	
		00000	32-0037402				Medical Transportation Services, LLC	FL	NIA	United HealthCare Services, Inc.	Ownership	100.000	UnitedHealth Group Incorporated	
		00000	27-2252446				MHC Real Estate Holdings, LLC	CA	NIA	Monarch Management Services, Inc.	Ownership	100.000	UnitedHealth Group Incorporated	
0707	UnitedHealth Group Incorporated	79480	35-1279304				Midwest Security Life Insurance Company	WI	IA	UnitedHealthcare, Inc.	Ownership	100.000	UnitedHealth Group Incorporated	
		00000	27-1799346				Minnesota Waypoint Physical Therapy, Inc.	DE	NIA	Pointway, Inc.	Ownership	100.000	UnitedHealth Group Incorporated	
		00000	45-3142852				Monarch Financial Services, LLC	CA	NIA	Monarch Management Services, Inc.	Ownership	85.000	UnitedHealth Group Incorporated	5
		00000	20-3236839				Monarch Management Services, Inc.	DE	NIA	Collaborative Care Holdings, LLC	Ownership	100.000	UnitedHealth Group Incorporated	
		00000	32-0284920				NAMM Holdings, Inc.	DE	NIA	Aveta Inc.	Ownership	100.000	UnitedHealth Group Incorporated	
		00000	76-0196559				NAMM West, Inc.	AZ	NIA	North American Medical Management California, Inc.	Ownership	100.000	UnitedHealth Group Incorporated	
0707	UnitedHealth Group Incorporated	95251	76-0196559				National Pacific Dental, Inc.	TX	IA	Dental Benefit Providers, Inc.	Ownership	100.000	UnitedHealth Group Incorporated	
0707	UnitedHealth Group Incorporated	95123	65-0996107				Neighborhood Health Partnership, Inc.	FL	IA	UnitedHealthcare, Inc.	Ownership	100.000	UnitedHealth Group Incorporated	
		00000	20-4755277				Netwerkes, LLC	TN	NIA	Payment Resolution Services, LLC	Ownership	100.000	UnitedHealth Group Incorporated	
		00000	46-3584152				Nevada Medical Services LLC	NV	NIA	Collaborative Care Services, Inc.	Ownership	100.000	UnitedHealth Group Incorporated	
0707	UnitedHealth Group Incorporated	95758	88-0228572				Nevada Pacific Dental	NV	IA	Dental Benefit Providers, Inc.	Ownership	100.000	UnitedHealth Group Incorporated	
		00000	36-3984647				North American Medical Management - Illinois, Inc.	IL	NIA	NAMM Holdings, Inc.	Ownership	100.000	UnitedHealth Group Incorporated	
		00000	33-0673955				North American Medical Management California, Inc.	ARG	NIA	NAMM Holdings, Inc.	Ownership	100.000	UnitedHealth Group Incorporated	
		00000	88-0245121				Northern Nevada Health Network, Inc.	ARG	NIA	Sierra Health Services, Inc.	Ownership	100.000	UnitedHealth Group Incorporated	
		00000	52-2129786				OneNet PPO, LLC	FRA	NIA	UnitedHealthcare Insurance Company	Ownership	100.000	UnitedHealth Group Incorporated	
0707	UnitedHealth Group Incorporated	96940	52-1518174				Optimum Choice, Inc.	ESP	IA	United HealthCare Services, Inc.	Ownership	100.000	UnitedHealth Group Incorporated	
		00000	98-1101842				Optum (Argentina) SRL	ARG	NIA	Ingenix Innovus (Netherlands) B.V.	Ownership	90.000	UnitedHealth Group Incorporated	12
		00000	98-1101842				Optum (Argentina) SRL	ARG	NIA	Optum UK Solutions Group Limited	Ownership	10.000	UnitedHealth Group Incorporated	12
		00000	90-1105114				Optum (France) SAS	FRA	NIA	Ingenix Innovus (Netherlands) B.V.	Ownership	100.000	UnitedHealth Group Incorporated	
		00000	98-1104898				Optum (Spain), S.A.U.	ESP	NIA	Ingenix Innovus (Netherlands) B.V.	Ownership	100.000	UnitedHealth Group Incorporated	
		00000	47-0858534	3202702			Optum Bank, Inc.	BRA	NIA	OptumHealth Financial Services, Inc.	Ownership	100.000	UnitedHealth Group Incorporated	
		00000	45-3142512				Optum Clinical Services, Inc.	BRA	NIA	Collaborative Care Holdings, LLC	Ownership	100.000	UnitedHealth Group Incorporated	
		00000	04-3574101				Optum Government Solutions, Inc.	DE	NIA	OptumInsight, Inc.	Ownership	100.000	UnitedHealth Group Incorporated	
		00000					Optum Health & Technology Limited	GBR	NIA	Optum UK Solutions Group Limited	Ownership	100.000	UnitedHealth Group Incorporated	
		00000					Optum Health & Technology Serviços Do Brasil Ltda.	BRA	NIA	Ingenix Innovus (Netherlands) B.V.	Ownership	99.000	UnitedHealth Group Incorporated	13
		00000					Optum Health & Technology Serviços Do Brasil Ltda.	BRA	NIA	OptumInsight, Inc.	Ownership	1.000	UnitedHealth Group Incorporated	13
		00000	46-3328009				Optum Labs Dimensions, Inc.	DE	NIA	Optum Labs, Inc.	Ownership	100.000	UnitedHealth Group Incorporated	
		00000	46-1615964				Optum Labs, Inc.	DE	NIA	Optum, Inc.	Ownership	100.000	UnitedHealth Group Incorporated	
		00000	90-1001805				Optum Nevada Accountable Care Organization LLC	GBR	NIA	Collaborative Care Holdings, LLC	Ownership	100.000	UnitedHealth Group Incorporated	
		00000	20-4581265				Optum Public Sector Solutions, Inc.	GBR	NIA	OptumInsight, Inc.	Ownership	100.000	UnitedHealth Group Incorporated	
		00000	46-3328009				Optum Rocket, Inc.	GBR	NIA	Picis, Inc.	Ownership	100.000	UnitedHealth Group Incorporated	
		00000	45-4683454				Optum Services, Inc.	DE	NIA	Optum, Inc.	Ownership	100.000	UnitedHealth Group Incorporated	
		00000	98-0644599				Optum Solutions & Services Limited	GBR	NIA	Optum UK Solutions Group Limited	Ownership	100.000	UnitedHealth Group Incorporated	
		00000	98-1097769				Optum Solutions UK Holdings Limited	GBR	NIA	Optum, Inc.	Ownership	100.000	UnitedHealth Group Incorporated	
		00000	30-0580620	3119994			Optum UK Solutions Group Limited	GBR	NIA	Optum Solutions UK Holdings Limited	Ownership	100.000	UnitedHealth Group Incorporated	
		00000	46-3328307				Optum, Inc.	DE	NIA	United HealthCare Services, Inc.	Ownership	100.000	UnitedHealth Group Incorporated	
		00000	41-1591944				Optum360, LLC	NLD	NIA	Optum Rocket, Inc.	Ownership	75.000	UnitedHealth Group Incorporated	5
		00000	47-0858530				OptumHealth Care Solutions, Inc.	CAN	NIA	OptumHealth Holdings, LLC	Ownership	100.000	UnitedHealth Group Incorporated	
		00000					OptumHealth Financial Services, Inc.	DEU	NIA	OptumHealth Holdings, LLC	Ownership	100.000	UnitedHealth Group Incorporated	
		00000					OptumHealth Holdings, LLC	SEP	NIA	Optum, Inc.	Ownership	100.000	UnitedHealth Group Incorporated	



STATEMENT AS OF SEPTEMBER 30, 2013 OF THE UnitedHealthcare Plan of the River Valley, Inc.

**SCHEDULE Y**  
**PART 1A - DETAIL OF INSURANCE HOLDING COMPANY SYSTEM**

1	2	3	4	5	6	7	8	9	10	11	12	13	14	15
Group Code	Group Name	NAIC Company Code	Federal ID Number	Federal RSSD	CIK	Name of Securities Exchange if Publicly Traded (U.S. or International)	Names of Parent, Subsidiaries Or Affiliates	Domiciliary Location	Relationship to Reporting Entity	Directly Controlled by (Name of Entity/Person)	Type of Control (Ownership, Board, Management, Attorney-in-Fact, Influence, Other)	If Control is Ownership Provide Percentage	Ultimate Controlling Entity(ies)/Person(s)	*
		.00000	98-1106868				OptumHealth International B.V.	.NLD	.NIA	Optum, Inc.	Ownership	100.000	UnitedHealth Group Incorporated	
		.00000	98-1097397				OptumInsight (Canada) Inc.	.CAN	.NIA	OptumInsight, Inc.	Ownership	100.000	UnitedHealth Group Incorporated	
		.00000	98-1095252				OptumInsight (Deutschland) GmbH	.DEU	.NIA	Ingenix Innovus (Netherlands) B.V.	Ownership	100.000	UnitedHealth Group Incorporated	
		.00000	98-1095260				OptumInsight (Singapore) Pte. Ltd.	.SGP	.NIA	OptumInsight, Inc.	Ownership	100.000	UnitedHealth Group Incorporated	
		.00000	98-1097261				OptumInsight (Sweden) AB	.SWE	.NIA	Ingenix Innovus (Netherlands) B.V.	Ownership	100.000	UnitedHealth Group Incorporated	
		.00000					OptumInsight Holdings, LLC	.POL	.NIA	Optum, Inc.	Ownership	100.000	UnitedHealth Group Incorporated	
		.00000	98-1094659				OptumInsight Italy S.r.l.	.ITA	.NIA	Ingenix Innovus (Netherlands) B.V.	Ownership	100.000	UnitedHealth Group Incorporated	
		.00000	98-1099715				OptumInsight Korea LLC	.KOR	.NIA	Optum, Inc.	Ownership	100.000	UnitedHealth Group Incorporated	
		.00000	04-3383745				OptumInsight Life Sciences, Inc.	.DE	.NIA	OptumInsight, Inc.	Ownership	100.000	UnitedHealth Group Incorporated	
		.00000	98-1100008				OptumInsight Poland sp. z.o.o.	.POL	.NIA	Ingenix Innovus (Netherlands) B.V.	Ownership	99.000	UnitedHealth Group Incorporated	13
		.00000	98-1100008				OptumInsight Poland sp. z.o.o.	.POL	.NIA	OptumInsight, Inc.	Ownership	1.000	UnitedHealth Group Incorporated	13
		.00000	41-1858498				OptumInsight, Inc.	.DE	.NIA	OptumInsight Holdings, LLC	Ownership	100.000	UnitedHealth Group Incorporated	
		.00000					OptumRx Holdings, LLC	.DE	.NIA	Optum, Inc.	Ownership	100.000	UnitedHealth Group Incorporated	
		.00000	20-0151096				OptumRx NY IPA, Inc.	.NY	.NIA	OptumRx, Inc.	Ownership	100.000	UnitedHealth Group Incorporated	
		.00000	33-0441200				OptumRx, Inc.	.CA	.NIA	OptumRx Holdings, LLC	Ownership	100.000	UnitedHealth Group Incorporated	
		.00000	41-1921007				Ovations, Inc.	.DE	.NIA	United HealthCare Services, Inc.	Ownership	100.000	UnitedHealth Group Incorporated	
		.00000	06-1587795				Oxford Benefit Management, Inc.	.CT	.NIA	Oxford Health Plans LLC	Ownership	100.000	UnitedHealth Group Incorporated	
.0707	UnitedHealth Group Incorporated	.78026	22-2797560				Oxford Health Insurance, Inc.	.NY	.IA	Oxford Health Plans (NY), Inc.	Ownership	100.000	UnitedHealth Group Incorporated	
.0707	UnitedHealth Group Incorporated	.96798	06-1181201				Oxford Health Plans (CT), Inc.	.CT	.IA	Oxford Health Plans LLC	Ownership	100.000	UnitedHealth Group Incorporated	
.0707	UnitedHealth Group Incorporated	.95506	22-2745725				Oxford Health Plans (NJ), Inc.	.NJ	.IA	Oxford Health Plans LLC	Ownership	100.000	UnitedHealth Group Incorporated	
.0707	UnitedHealth Group Incorporated	.95479	06-1181200				Oxford Health Plans (NY), Inc.	.NY	.IA	Oxford Health Plans LLC	Ownership	100.000	UnitedHealth Group Incorporated	
		.00000	52-2443751				Oxford Health Plans LLC	.DE	.NIA	UnitedHealth Group Incorporated	Ownership	100.000	UnitedHealth Group Incorporated	
.0707	UnitedHealth Group Incorporated	.70785	35-1137395				PacifiCare Life and Health Insurance Company	.IN	.IA	United HealthCare Services, Inc.	Ownership	100.000	UnitedHealth Group Incorporated	
.0707	UnitedHealth Group Incorporated	.84506	95-2829463				PacifiCare Life Assurance Company	.CO	.IA	United HealthCare Services, Inc.	Ownership	100.000	UnitedHealth Group Incorporated	
.0707	UnitedHealth Group Incorporated	.95617	94-3267522				PacifiCare of Arizona, Inc.	.IND	.IA	United HealthCare Services, Inc.	Ownership	100.000	UnitedHealth Group Incorporated	
.0707	UnitedHealth Group Incorporated	.95434	84-1011378				PacifiCare of Colorado, Inc.	.IND	.IA	United HealthCare Services, Inc.	Ownership	100.000	UnitedHealth Group Incorporated	
.0707	UnitedHealth Group Incorporated	.95685	86-0875231				PacifiCare of Nevada, Inc.	.GBR	.IA	United HealthCare Services, Inc.	Ownership	100.000	UnitedHealth Group Incorporated	
		.00000	62-1451147				Payment Resolution Services, LLC	.TN	.NIA	OptumInsight, Inc.	Ownership	100.000	UnitedHealth Group Incorporated	
		.00000	98-1095799				Personal Performance Consultants India Private Limited	.IND	.NIA	OptumHealth International B.V.	Ownership	99.996	UnitedHealth Group Incorporated	14
		.00000	98-1095799				Personal Performance Consultants India Private Limited	.IND	.NIA	United Behavioral Health	Ownership	0.004	UnitedHealth Group Incorporated	14
		.00000	98-1095879				Personal Performance Consultants UK Limited	.GBR	.NIA	PPC International, L.L.C.	Ownership	100.000	UnitedHealth Group Incorporated	
		.00000	80-0506053				PHC Holdings of Florida, Inc.	.TX	.NIA	PHC Subsidiary Holdings, LLC	Ownership	100.000	UnitedHealth Group Incorporated	
		.00000	35-2288416				PHC Subsidiary Holdings, LLC	.TX	.NIA	United HealthCare Services, Inc.	Ownership	100.000	UnitedHealth Group Incorporated	
		.00000	80-0654665				Physician Care Partners, Inc.	.IL	.NIA	Illinois, Inc.	Ownership	100.000	UnitedHealth Group Incorporated	
.0707	UnitedHealth Group Incorporated	.11494	04-3677255				Physicians Choice Insurance Service, LLC	.GBR	.NIA	Monarch Financial Services, LLC	Ownership	70.000	UnitedHealth Group Incorporated	5
		.00000	52-1162824				Physicians Health Choice of Texas, LLC	.TX	.IA	PHC Subsidiary Holdings, LLC	Ownership	100.000	UnitedHealth Group Incorporated	
		.00000	36-4375169	3886791			Physicians Health Plan of Maryland, Inc.	.MD	.NIA	United HealthCare Services, Inc.	Ownership	100.000	UnitedHealth Group Incorporated	
		.00000	98-1094849				Picis, Inc.	.BRA	.NIA	OptumInsight, Inc.	Ownership	100.000	UnitedHealth Group Incorporated	
		.00000					Picis, Ltd.	.GBR	.NIA	Picis, Inc.	Ownership	100.000	UnitedHealth Group Incorporated	
		.00000					Plus One Health Management Inc. Puerto Rico	.PR	.NIA	Plus One Holdings, Inc.	Ownership	100.000	UnitedHealth Group Incorporated	
		.00000	13-3613705				Plus One Holdings, Inc.	.DE	.NIA	OptumHealth Care Solutions, Inc.	Ownership	100.000	UnitedHealth Group Incorporated	
		.00000	98-1083164				Polar II Fundo de Investimento em Participações	.BRA	.NIA	S.á.r.l.	Ownership	100.000	UnitedHealth Group Incorporated	
		.00000	98-1098190				Positive People Company	.CHN	.NIA	PPC International, L.L.C.	Ownership	100.000	UnitedHealth Group Incorporated	
		.00000	20-2149493				PPC International II, LLC	.AUS	.NIA	United Behavioral Health	Ownership	100.000	UnitedHealth Group Incorporated	

165

**SCHEDULE Y**  
**PART 1A - DETAIL OF INSURANCE HOLDING COMPANY SYSTEM**

1	2	3	4	5	6	7	8	9	10	11	12	13	14	15
Group Code	Group Name	NAIC Company Code	Federal ID Number	Federal RSSD	CIK	Name of Securities Exchange if Publicly Traded (U.S. or International)	Names of Parent, Subsidiaries Or Affiliates	Domiciliary Location	Relationship to Reporting Entity	Directly Controlled by (Name of Entity/Person)	Type of Control (Ownership, Board, Management, Attorney-in-Fact, Influence, Other)	If Control is Ownership Provide Percentage	Ultimate Controlling Entity(ies)/Person(s)	*
		.00000	43-1747235				PPC International, L.L.C.	.MO	NIA	Optum, Inc.	Ownership	100.000	UnitedHealth Group Incorporated	
		.00000	98-1097921				PPC Worldwide Canada EAP Services Ltd.	.CAN	NIA	PPC International, L.L.C.	Ownership	100.000	UnitedHealth Group Incorporated	
		.00000					PPC Worldwide Pte. Ltd.	.SGP	NIA	International Psychological Services Pty Limited	Ownership	100.000	UnitedHealth Group Incorporated	
		.00000					PPC Worldwide Pty Ltd	.AUS	NIA	Personal Performance Consultants UK Limited	Ownership	100.000	UnitedHealth Group Incorporated	
		.00000	75-2741619				ppoONE, Inc.	.DE	NIA	United HealthCare Services, Inc.	Ownership	100.000	UnitedHealth Group Incorporated	
		.00000	65-0683927				Preferred Care Partners Holding, Corp.	.FL	NIA	United HealthCare Services, Inc.	Ownership	100.000	UnitedHealth Group Incorporated	
		.00000	26-1845018				Preferred Care Partners Medical Group, Inc.	.FL	NIA	Preferred Care Partners Holding, Corp.	Ownership	100.000	UnitedHealth Group Incorporated	
		.00000	26-1845018				Preferred Care Partners Medical Group, Inc.	.FL	NIA	Preferred Care Partners Holding, Corp.	Ownership	100.000	UnitedHealth Group Incorporated	
.0707	UnitedHealth Group Incorporated	.11176	65-0885893				Preferred Care Partners, Inc.	.FL	IA	Preferred Care Partners Holding, Corp.	Ownership	100.000	UnitedHealth Group Incorporated	
		.00000	75-3265059				Premier Choice ACO, Inc.	.CA	NIA	PrimeCare Medical Network, Inc.	Ownership	100.000	UnitedHealth Group Incorporated	
		.00000	75-3265056				Prime Community Care of Central Valley, Inc.	.CA	NIA	PrimeCare Medical Network, Inc.	Ownership	100.000	UnitedHealth Group Incorporated	
		.00000	88-0253112				Prime Health, Inc.	.NV	NIA	Sierra Health Services, Inc.	Ownership	100.000	UnitedHealth Group Incorporated	
		.00000	33-0607478				PrimeCare Medical Network, Inc.	.CA	IA	NAMM Holdings, Inc.	Ownership	100.000	UnitedHealth Group Incorporated	
		.00000	75-3265058				PrimeCare of Banning-Beaumont, Inc.	.CA	NIA	PrimeCare Medical Network, Inc.	Ownership	100.000	UnitedHealth Group Incorporated	
		.00000	87-0757397				PrimeCare of Citrus Valley, Inc.	.CA	NIA	PrimeCare Medical Network, Inc.	Ownership	80.000	UnitedHealth Group Incorporated	5
		.00000	33-0674407				PrimeCare of Corona, Inc.	.CA	NIA	PrimeCare Medical Network, Inc.	Ownership	100.000	UnitedHealth Group Incorporated	
		.00000	33-0674401				PrimeCare of Hemet Valley, Inc.	.CA	NIA	PrimeCare Medical Network, Inc.	Ownership	100.000	UnitedHealth Group Incorporated	
		.00000	33-0674408				PrimeCare of Inland Valley, Inc.	.CA	NIA	PrimeCare Medical Network, Inc.	Ownership	100.000	UnitedHealth Group Incorporated	
		.00000	33-0674402				PrimeCare of Moreno Valley, Inc.	.CA	NIA	PrimeCare Medical Network, Inc.	Ownership	100.000	UnitedHealth Group Incorporated	
		.00000	75-3265060				PrimeCare of Pomona Valley, Inc.	.CA	NIA	PrimeCare Medical Network, Inc.	Ownership	100.000	UnitedHealth Group Incorporated	
		.00000	33-0674400				PrimeCare of Redlands, Inc.	.CA	NIA	PrimeCare Medical Network, Inc.	Ownership	100.000	UnitedHealth Group Incorporated	
		.00000	33-0674404				PrimeCare of Riverside, Inc.	.BRA	NIA	PrimeCare Medical Network, Inc.	Ownership	100.000	UnitedHealth Group Incorporated	
		.00000	14-1915328				PrimeCare of San Bernardino, Inc.	.BRA	NIA	PrimeCare Medical Network, Inc.	Ownership	100.000	UnitedHealth Group Incorporated	
		.00000	33-0698439				PrimeCare of Sun City, Inc.	.IND	NIA	PrimeCare Medical Network, Inc.	Ownership	100.000	UnitedHealth Group Incorporated	
		.00000	33-0674409				PrimeCare of Temecula, Inc.	.CA	NIA	PrimeCare Medical Network, Inc.	Ownership	100.000	UnitedHealth Group Incorporated	
		.00000	98-1112304				Promarket Propaganda e Marketing Ltda.	.BRA	NIA	Amil Assistência Médica Internacional S.A.	Ownership	99.792	UnitedHealth Group Incorporated	15
		.00000	98-1112304				Promarket Propaganda e Marketing Ltda.	.BRA	NIA	Amico Saúde Ltda.	Ownership	0.208	UnitedHealth Group Incorporated	15
		.00000	98-1103015				QSSI Technologies India Private Limited	.IND	NIA	Quality Software Services, Inc.	Ownership	99.900	UnitedHealth Group Incorporated	5
		.00000	52-2016292				Quality Software Services, Inc.	.MD	NIA	OptumInsight, Inc.	Ownership	100.000	UnitedHealth Group Incorporated	
		.00000	26-3168754				R&H Family Fitness Unlimited LLC	.TX	NIA	WellMed Medical Management, Inc.	Ownership	100.000	UnitedHealth Group Incorporated	
		.00000					ScriptSwitch Limited	.GBR	NIA	Optum UK Solutions Group Limited	Ownership	100.000	UnitedHealth Group Incorporated	
		.00000	20-4763091				Senior Care Partners, Inc.	.IL	NIA	North American Medical Management - Illinois, Inc.	Ownership	100.000	UnitedHealth Group Incorporated	
.0707	UnitedHealth Group Incorporated	.71420	94-0734860				Sierra Health and Life Insurance Company, Inc.	.NV	IA	Sierra Health Services, Inc.	Ownership	100.000	UnitedHealth Group Incorporated	
		.00000	88-0200415				Sierra Health Services, Inc.	.NV	NIA	UnitedHealthcare, Inc.	Ownership	100.000	UnitedHealth Group Incorporated	
		.00000	88-0254322				Sierra Health-Care Options, Inc.	.NV	NIA	Sierra Health Services, Inc.	Ownership	100.000	UnitedHealth Group Incorporated	
		.00000	88-0385705				Sierra Home Medical Products, Inc.	.NV	NIA	Sierra Health Services, Inc.	Ownership	100.000	UnitedHealth Group Incorporated	
		.00000	88-0264562				Sierra Nevada Administrators, Inc.	.NV	NIA	Sierra Health Services, Inc.	Ownership	100.000	UnitedHealth Group Incorporated	
		.00000	88-0201420				Southwest Medical Associates, Inc.	.NV	NIA	Sierra Health Services, Inc.	Ownership	100.000	UnitedHealth Group Incorporated	
		.00000	38-2609888				Southwest Michigan Health Network Inc.	.MI	NIA	UnitedHealthcare, Inc.	Ownership	100.000	UnitedHealth Group Incorporated	
		.00000	41-1921983				Specialty Benefits, LLC	.DE	NIA	United HealthCare Services, Inc.	Ownership	100.000	UnitedHealth Group Incorporated	
		.00000	71-0886811				Spectera of New York, IPA, Inc.	.NY	NIA	Spectera, Inc.	Ownership	100.000	UnitedHealth Group Incorporated	
		.00000	52-1260282				Spectera, Inc.	.MD	NIA	Specialty Benefits, LLC	Ownership	100.000	UnitedHealth Group Incorporated	
		.00000	56-1970224				The Lewin Group, Inc.	.NC	NIA	Optum Public Sector Solutions, Inc.	Ownership	100.000	UnitedHealth Group Incorporated	

**SCHEDULE Y**  
**PART 1A - DETAIL OF INSURANCE HOLDING COMPANY SYSTEM**

1	2	3	4	5	6	7	8	9	10	11	12	13	14	15
Group Code	Group Name	NAIC Company Code	Federal ID Number	Federal RSSD	CIK	Name of Securities Exchange if Publicly Traded (U.S. or International)	Names of Parent, Subsidiaries Or Affiliates	Domiciliary Location	Relationship to Reporting Entity	Directly Controlled by (Name of Entity/Person)	Type of Control (Ownership, Board, Management, Attorney-in-Fact, Influence, Other)	If Control is Ownership Provide Percentage	Ultimate Controlling Entity(ies)/Person(s)	*
		.0000	25-1825549				Three Rivers Holdings, Inc.	..DE	..NIA	AmeriChoice Corporation	Ownership	100.000	UnitedHealth Group Incorporated	
		.0000	52-1431155				Travel Express Incorporated	..BRA	..NIA	FrontierMEDEX, Inc.	Ownership	100.000	UnitedHealth Group Incorporated	
		.0000	94-3077084				U.S. Behavioral Health Plan, California	..PHL	..IA	United Behavioral Health	Ownership	100.000	UnitedHealth Group Incorporated	
		.0000	41-1913059				UHC International Services, Inc.	..DE	..NIA	UnitedHealth Group Incorporated	Ownership	100.000	UnitedHealth Group Incorporated	
		.0000	95-2931460				UHC of California	..CA	..IA	United HealthCare Services, Inc.	Ownership	100.000	UnitedHealth Group Incorporated	
		.0000					UHG Brasil Participações S.A.	..BRA	..NIA	Polar II Fundo de Investimento em Participações	Ownership	100.000	UnitedHealth Group Incorporated	
		.0000	98-1102343				UHG Global Services, Inc.	..PHL	..NIA	UnitedHealth Group International B.V.	Ownership	100.000	UnitedHealth Group Incorporated	
		.0000	41-1921008				UHC Holdings, Inc.	..DE	..NIA	United HealthCare Services, Inc.	Ownership	100.000	UnitedHealth Group Incorporated	
		.0000	14-1892398				Ultima Rx, LLC	..FL	..NIA	United HealthCare Services, Inc.	Ownership	100.000	UnitedHealth Group Incorporated	
		.0000	39-1995276				UMR, Inc.	..DE	..NIA	United HealthCare Services, Inc.	Ownership	100.000	UnitedHealth Group Incorporated	
..0707	UnitedHealth Group Incorporated	.91529	52-1996029				Unimerica Insurance Company	..WI	..IA	OptumHealth Holdings, LLC	Ownership	100.000	UnitedHealth Group Incorporated	
							Unimerica Life Insurance Company of New York	..NY	..IA	UnitedHealthcare Insurance Company	Ownership	100.000	UnitedHealth Group Incorporated	
..0707	UnitedHealth Group Incorporated	.11596	01-0637149				Unison Administrative Services, LLC	..PA	..NIA	Three Rivers Holdings, Inc.	Ownership	100.000	UnitedHealth Group Incorporated	
		.0000	25-1877716				Unison Health Plan of Delaware, Inc.	..DE	..IA	Three Rivers Holdings, Inc.	Ownership	100.000	UnitedHealth Group Incorporated	
		.0000	20-5917714				Unison Health Plan of the Capital Area, Inc.	..DC	..IA	Three Rivers Holdings, Inc.	Ownership	100.000	UnitedHealth Group Incorporated	
..0707	UnitedHealth Group Incorporated	.13032	26-0651931				United Behavioral Health	..CA	..NIA	OptumHealth Holdings, LLC	Ownership	100.000	UnitedHealth Group Incorporated	
		.0000	94-2649097				United Behavioral Health of New York, I.P.A., Inc.	..NY	..NIA	United Behavioral Health	Ownership	100.000	UnitedHealth Group Incorporated	
		.0000	41-1868911				United Health Foundation	..JRL	..NIA	UnitedHealth Group Incorporated	Ownership	100.000	UnitedHealth Group Incorporated	
		.0000	41-1941615				United HealthCare Services, Inc.	..PHL	..UIP	UnitedHealth Group Incorporated	Ownership	100.000	UnitedHealth Group Incorporated	
		.0000	41-1289245	3410132			United Resource Networks IPA of New York, Inc.	..NY	..NIA	OptumHealth Care Solutions, Inc.	Ownership	100.000	UnitedHealth Group Incorporated	
		.0000	30-0318238				UnitedHealth Advisors, LLC	..IND	..NIA	United HealthCare Services, Inc.	Ownership	100.000	UnitedHealth Group Incorporated	
		.0000	01-0538317				UnitedHealth Group Global Healthcare Services Limited	..JRL	..NIA	United HealthCare Services, Inc.	Ownership	100.000	UnitedHealth Group Incorporated	
		.0000	98-1097761				UnitedHealth Group Global Services, Inc.	..PHL	..NIA	UnitedHealth Group International B.V.	Ownership	100.000	UnitedHealth Group Incorporated	
		.0000	98-1097776			New York Stock Exchange	UnitedHealth Group Incorporated	..CYM	..UIP			0.000	UnitedHealth Group Incorporated	
		.0000	41-1321939		0000731766		UnitedHealth Group Information Services Private Limited	..IND	..NIA	UnitedHealth Group International B.V.	Ownership	99.370	UnitedHealth Group Incorporated	..16
		.0000	98-1093259				UnitedHealth Group Information Services Private Limited	..IND	..NIA	UnitedHealth International, Inc.	Ownership	0.630	UnitedHealth Group Incorporated	..16
		.0000	98-1101083				UnitedHealth Group International B.V.	..NLD	..NIA	UnitedHealth Group Incorporated	Ownership	100.000	UnitedHealth Group Incorporated	
		.0000	98-1079826				UnitedHealth Group International GP	..CYM	..NIA	UnitedHealth Group Incorporated	Ownership	100.000	UnitedHealth Group Incorporated	
		.0000	98-1080118				UnitedHealth Group International L.P.	..CYM	..NIA	UnitedHealth Group Incorporated	Ownership	95.338	UnitedHealth Group Incorporated	..17
		.0000	98-1080118				UnitedHealth Group International L.P.	..CYM	..NIA	FMG Holdings, LLC	Ownership	2.923	UnitedHealth Group Incorporated	..17
		.0000	98-1080118				UnitedHealth Group International L.P.	..CYM	..NIA	UnitedHealthcare International LATAM Corporation	Ownership	1.523	UnitedHealth Group Incorporated	..17
		.0000	98-1080118				UnitedHealth Group International L.P.	..CYM	..NIA	Hygeia Corporation	Ownership	0.216	UnitedHealth Group Incorporated	..17
		.0000	46-3311984				UnitedHealth Group Ventures, LLC	..DE	..NIA	UnitedHealth Group Incorporated	Ownership	100.000	UnitedHealth Group Incorporated	
		.0000	41-1917398				UnitedHealth International, Inc.	..DE	..NIA	UnitedHealth Group Incorporated	Ownership	100.000	UnitedHealth Group Incorporated	
		.0000	26-2574977				UnitedHealth Military & Veterans Services, LLC	..DE	..NIA	United HealthCare Services, Inc.	Ownership	100.000	UnitedHealth Group Incorporated	
		.0000	98-0559902				UnitedHealth UK Limited	..GBR	..NIA	Optum Solutions UK Holdings Limited	Ownership	100.000	UnitedHealth Group Incorporated	
..0707	UnitedHealth Group Incorporated	.95174	33-0115163				UnitedHealthcare Benefits of Texas, Inc.	..TX	..IA	United HealthCare Services, Inc.	Ownership	100.000	UnitedHealth Group Incorporated	
		.0000	98-1099116				UnitedHealthcare Community Plan of California, Inc.	..IND	..NIA	AmeriChoice Corporation	Ownership	100.000	UnitedHealth Group Incorporated	

STATEMENT AS OF SEPTEMBER 30, 2013 OF THE UnitedHealthcare Plan of the River Valley, Inc.

**SCHEDULE Y**  
**PART 1A - DETAIL OF INSURANCE HOLDING COMPANY SYSTEM**

1	2	3	4	5	6	7	8	9	10	11	12	13	14	15
Group Code	Group Name	NAIC Company Code	Federal ID Number	Federal RSSD	CIK	Name of Securities Exchange if Publicly Traded (U.S. or International)	Names of Parent, Subsidiaries Or Affiliates	Domiciliary Location	Relationship to Reporting Entity	Directly Controlled by (Name of Entity/Person)	Type of Control (Ownership, Board, Management, Attorney-in-Fact, Influence, Other)	If Control is Ownership Provide Percentage	Ultimate Controlling Entity(ies)/Person(s)	*
...0707	UnitedHealth Group Incorporated	12323	56-2451429				UnitedHealthcare Community Plan of Ohio, Inc.	..JND	..IA	Three Rivers Holdings, Inc.	Ownership	100.000	UnitedHealth Group Incorporated	
...0707	UnitedHealth Group Incorporated	11141	91-2008361				UnitedHealthcare Community Plan of Texas, L.L.C.	..TX	..IA	Ovations, Inc.	Ownership	100.000	UnitedHealth Group Incorporated	
...0707	UnitedHealth Group Incorporated	95467	38-3204052				UnitedHealthcare Community Plan, Inc.	..MI	..IA	AmeriChoice Corporation	Ownership	100.000	UnitedHealth Group Incorporated	
...0707	UnitedHealth Group Incorporated	00000	98-1099116				UnitedHealthcare India Private Limited	..JND	..NIA	UnitedHealthcare International II B.V.	Ownership	99.994	UnitedHealth Group Incorporated	9
...0707	UnitedHealth Group Incorporated	00000	98-1099116				UnitedHealthcare India Private Limited	..JND	..NIA	UnitedHealth International, Inc.	Ownership	0.007	UnitedHealth Group Incorporated	9
...0707	UnitedHealth Group Incorporated	79413	36-2739571				UnitedHealthcare Insurance Company	..CT	..IA	UHC Holdings, Inc.	Ownership	100.000	UnitedHealth Group Incorporated	
...0707	UnitedHealth Group Incorporated	60318	36-3800349				UnitedHealthcare Insurance Company of Illinois	..NLD	..IA	UnitedHealthcare Insurance Company	Ownership	100.000	UnitedHealth Group Incorporated	
...0707	UnitedHealth Group Incorporated	60093	11-3283886				UnitedHealthcare Insurance Company of New York	..NLD	..IA	UnitedHealthcare Insurance Company	Ownership	100.000	UnitedHealth Group Incorporated	
...0707	UnitedHealth Group Incorporated	12231	20-1902768				UnitedHealthcare Insurance Company of the River Valley	..LUX	..IA	UnitedHealthcare Services Company of the River Valley, Inc.	Ownership	100.000	UnitedHealth Group Incorporated	
...0707	UnitedHealth Group Incorporated	00000	41-1988797				UnitedHealthcare International Asia, LLC	..NLD	..NIA	UnitedHealth Group Incorporated	Ownership	100.000	UnitedHealth Group Incorporated	
...0707	UnitedHealth Group Incorporated	00000	98-1100512				"UnitedHealthcare International I B.V.	..LUX	..NIA	UnitedHealthcare International I S.á.r.l.	Ownership	100.000	UnitedHealth Group Incorporated	
...0707	UnitedHealth Group Incorporated	00000	98-1077436				UnitedHealthcare International III S.á.r.l.	..LUX	..NIA	UnitedHealthcare International II S.á.r.l.	Ownership	100.000	UnitedHealth Group Incorporated	
...0707	UnitedHealth Group Incorporated	00000	98-1080926			UnitedHealth Group Incorporated	10	..LUX	..NIA	UnitedHealthcare International II S.á.r.l.	Ownership	100.000	UnitedHealth Group Incorporated	
...0707	UnitedHealth Group Incorporated	00000	98-1100512				"UnitedHealthcare International I B.V.	..DE	..NIA	UnitedHealth Group Incorporated	Ownership	100.000	UnitedHealth Group Incorporated	
...0707	UnitedHealth Group Incorporated	97179	86-0207231			UnitedHealth Group Incorporated	UnitedHealthcare Life Insurance Company	..WI	..IA	Golden Rule Financial Corporation	Ownership	100.000	UnitedHealth Group Incorporated	
...0707	UnitedHealth Group Incorporated	95784	63-0899562			UnitedHealth Group Incorporated	10	..AL	..IA	UnitedHealthcare, Inc.	Ownership	100.000	UnitedHealth Group Incorporated	
...0707	UnitedHealth Group Incorporated	00000	98-1079595				UnitedHealthcare International I S.á.r.l.	..LUX	..NIA	UnitedHealth Group International L.P.	Ownership	100.000	UnitedHealth Group Incorporated	
...0707	UnitedHealth Group Incorporated	00000	98-1100980				UnitedHealthcare International II B.V.	..NLD	..NIA	UnitedHealth Group International B.V.	Ownership	100.000	UnitedHealth Group Incorporated	
...0707	UnitedHealth Group Incorporated	00000	98-1079459				UnitedHealthcare International II S.á.r.l.	..LUX	..NIA	UnitedHealthcare International I S.á.r.l.	Ownership	100.000	UnitedHealth Group Incorporated	
...0707	UnitedHealth Group Incorporated	00000	98-1077436				UnitedHealthcare International III S.á.r.l.	..LUX	..NIA	UnitedHealthcare International II S.á.r.l.	Ownership	100.000	UnitedHealth Group Incorporated	
...0707	UnitedHealth Group Incorporated	00000	98-1080926				UnitedHealthcare International IV S.á.r.l.	..LUX	..NIA	UnitedHealthcare International II S.á.r.l.	Ownership	100.000	UnitedHealth Group Incorporated	
...0707	UnitedHealth Group Incorporated	00000	99-0382287				UnitedHealthcare International LATAM Corporation	..DE	..NIA	UnitedHealth Group Incorporated	Ownership	100.000	UnitedHealth Group Incorporated	
...0707	UnitedHealth Group Incorporated	97179	86-0207231				UnitedHealthcare Life Insurance Company	..WI	..IA	Golden Rule Financial Corporation	Ownership	100.000	UnitedHealth Group Incorporated	
...0707	UnitedHealth Group Incorporated	95784	63-0899562				UnitedHealthcare of Alabama, Inc.	..AL	..IA	UnitedHealthcare, Inc.	Ownership	100.000	UnitedHealth Group Incorporated	
...0707	UnitedHealth Group Incorporated	96016	86-0507074				UnitedHealthcare of Arizona, Inc.	..AZ	..IA	UnitedHealthcare, Inc.	Ownership	100.000	UnitedHealth Group Incorporated	
...0707	UnitedHealth Group Incorporated	95446	63-1036819				UnitedHealthcare of Arkansas, Inc.	..AR	..IA	UnitedHealthcare, Inc.	Ownership	100.000	UnitedHealth Group Incorporated	
...0707	UnitedHealth Group Incorporated	95090	84-1004639				UnitedHealthcare of Colorado, Inc.	..CO	..IA	UnitedHealthcare, Inc.	Ownership	100.000	UnitedHealth Group Incorporated	
...0707	UnitedHealth Group Incorporated	95264	59-1293865				UnitedHealthcare of Florida, Inc.	..FL	..IA	UnitedHealthcare, Inc.	Ownership	100.000	UnitedHealth Group Incorporated	
...0707	UnitedHealth Group Incorporated	95850	58-1653544				UnitedHealthcare of Georgia, Inc.	..GA	..IA	UnitedHealthcare, Inc.	Ownership	100.000	UnitedHealth Group Incorporated	
...0707	UnitedHealth Group Incorporated	95776	36-3280214				UnitedHealthcare of Illinois, Inc.	..IL	..IA	UnitedHealthcare, Inc.	Ownership	100.000	UnitedHealth Group Incorporated	
...0707	UnitedHealth Group Incorporated	96644	62-1240316				UnitedHealthcare of Kentucky, Ltd.	..KY	..IA	UnitedHealthCare Services, Inc.	Ownership	94.180	UnitedHealth Group Incorporated	11
...0707	UnitedHealth Group Incorporated	96644	62-1240316				UnitedHealthcare of Kentucky, Ltd.	..KY	..IA	UnitedHealthcare, Inc.	Ownership	5.820	UnitedHealth Group Incorporated	11
...0707	UnitedHealth Group Incorporated	95833	72-1074008				UnitedHealthcare of Louisiana, Inc.	..LA	..IA	UnitedHealthcare, Inc.	Ownership	100.000	UnitedHealth Group Incorporated	
...0707	UnitedHealth Group Incorporated	95716	63-1036817				UnitedHealthcare of Mississippi, Inc.	..MS	..IA	UnitedHealthcare, Inc.	Ownership	100.000	UnitedHealth Group Incorporated	
...0707	UnitedHealth Group Incorporated	95149	05-0413469				UnitedHealthcare of New England, Inc.	..RI	..IA	UnitedHealthCare Services, Inc.	Ownership	100.000	UnitedHealth Group Incorporated	
...0707	UnitedHealth Group Incorporated	13214	26-2697886				UnitedHealthcare of New Mexico, Inc.	..NM	..IA	UnitedHealthcare Insurance Company	Ownership	100.000	UnitedHealth Group Incorporated	
...0707	UnitedHealth Group Incorporated	95085	06-1172891				UnitedHealthcare of New York, Inc.	..NY	..IA	AmeriChoice Corporation	Ownership	100.000	UnitedHealth Group Incorporated	
...0707	UnitedHealth Group Incorporated	95103	56-1461010				UnitedHealthcare of North Carolina, Inc.	..NC	..IA	UnitedHealthcare, Inc.	Ownership	100.000	UnitedHealth Group Incorporated	

STATEMENT AS OF SEPTEMBER 30, 2013 OF THE UnitedHealthcare Plan of the River Valley, Inc.

**SCHEDULE Y**  
**PART 1A - DETAIL OF INSURANCE HOLDING COMPANY SYSTEM**

1	2	3	4	5	6	7	8	9	10	11	12	13	14	15
Group Code	Group Name	NAIC Company Code	Federal ID Number	Federal RSSD	CIK	Name of Securities Exchange if Publicly Traded (U.S. or International)	Names of Parent, Subsidiaries Or Affiliates	Domiciliary Location	Relationship to Reporting Entity	Directly Controlled by (Name of Entity/Person)	Type of Control (Ownership, Board, Management, Attorney-in-Fact, Influence, Other)	If Control is Ownership Provide Percentage	Ultimate Controlling Entity(ies)/Person(s)	*
..0707	UnitedHealth Group Incorporated	..95186	31-1142815				UnitedHealthcare of Ohio, Inc.	..OH	..IA	United HealthCare Services, Inc.	Ownership	..100.000	UnitedHealth Group Incorporated	
..0707	UnitedHealth Group Incorporated	..96903	33-0115166				UnitedHealthcare of Oklahoma, Inc.	..OK	..IA	United HealthCare Services, Inc.	Ownership	..100.000	UnitedHealth Group Incorporated	
..0707	UnitedHealth Group Incorporated	..95893	93-0938819				UnitedHealthcare of Oregon, Inc.	..OR	..IA	United HealthCare Services, Inc.	Ownership	..100.000	UnitedHealth Group Incorporated	
..0707	UnitedHealth Group Incorporated	..95220	25-1756858				UnitedHealthcare of Pennsylvania, Inc.	..PA	..IA	Three Rivers Holdings, Inc.	Ownership	..100.000	UnitedHealth Group Incorporated	
..0707	UnitedHealth Group Incorporated	..95765	95-3939697				UnitedHealthcare of Texas, Inc.	..TX	..IA	UnitedHealthcare, Inc.	Ownership	..100.000	UnitedHealth Group Incorporated	
..0707	UnitedHealth Group Incorporated	..95025	52-1130183				UnitedHealthcare of the Mid-Atlantic, Inc.	..MD	..IA	UnitedHealthcare, Inc.	Ownership	..100.000	UnitedHealth Group Incorporated	
..0707	UnitedHealth Group Incorporated	..95591	47-0676824				UnitedHealthcare of the Midlands, Inc.	..NE	..IA	UnitedHealthcare, Inc.	Ownership	..100.000	UnitedHealth Group Incorporated	
..0707	UnitedHealth Group Incorporated	..96385	43-1361841				UnitedHealthcare of the Midwest, Inc.	..MO	..IA	UnitedHealthcare, Inc.	Ownership	..100.000	UnitedHealth Group Incorporated	
..0707	UnitedHealth Group Incorporated	..95501	41-1488563				UnitedHealthcare of Utah, Inc.	..UT	..IA	UnitedHealthcare, Inc.	Ownership	..100.000	UnitedHealth Group Incorporated	
..0707	UnitedHealth Group Incorporated	..48038	91-1312551				UnitedHealthcare of Washington, Inc.	..WA	..IA	United HealthCare Services, Inc.	Ownership	..100.000	UnitedHealth Group Incorporated	
..0707	UnitedHealth Group Incorporated	..95710	39-1555888				UnitedHealthcare of Wisconsin, Inc.	..WI	..IA	UnitedHealthcare, Inc.	Ownership	..100.000	UnitedHealth Group Incorporated	
..0707	UnitedHealth Group Incorporated	..95378	36-3379945				UnitedHealthcare Plan of the River Valley, Inc.	..IL		UnitedHealthcare Services Company of the River Valley, Inc.	Ownership	..100.000	UnitedHealth Group Incorporated	
		..00000	47-0854646				UnitedHealthcare Service LLC	..DE	..NIA	UnitedHealthcare Insurance Company	Ownership	..100.000	UnitedHealth Group Incorporated	
		..00000	36-3355110				UnitedHealthcare Services Company of the River Valley, Inc.	..DE	..UDP	UnitedHealthcare, Inc.	Ownership	..100.000	UnitedHealth Group Incorporated	
		..00000	01-0518346				UnitedHealthcare Specialty Benefits, LLC	..MD	..NIA	Specialty Benefits, LLC	Ownership	..100.000	UnitedHealth Group Incorporated	
		..00000	41-1922511				UnitedHealthcare, Inc.	..DE	..UIP	United HealthCare Services, Inc.	Ownership	..100.000	UnitedHealth Group Incorporated	
		..00000	37-0920164				UnitedHealthOne Agency, Inc.	..TN	..NIA	Golden Rule Financial Corporation	Ownership	..100.000	UnitedHealth Group Incorporated	

Asterisk	Explanation
01	The remaining percentage is owned by one or more officers of the Company.
02	The remaining 44.23% owned by Amico Saúde Ltda. and 10.60% owned by Esho – Empresa de Serviços Hospitalares S.A.
03	The remaining 2.54% owned by Amico Saúde Ltda. and 0.52% owned by ASL Assistência a Saúde Ltda.
04	The remaining 3.24% owned by Amico Saúde Ltda.; 0.01 owned by Treasury Shares and 2.02% owned by external shareholders.
05	The remaining percentage is owned by one or more non-affiliated companies or one or more external shareholders.
06	The remaining 30% is owned by HPP Boavista, S.A., HPP Lusiadas, S.A., HPP Algarve, S.A., HPP Saúde – Parcerias Cascais, S.A., and HPP Viseu, S.A. each owning 6%.
07	The remaining 50% is owned by Amico Saúde Ltda.
08	The remaining 1.30% owned by Amico Saúde Ltda.
09	The remaining 0.0065% is owned by UnitedHealth International, Inc.
10	The remaining 24.24% is owned by UnitedHealth Group International B.V.
11	The general partnership interest of 89.77% is held by United HealthCare Services, Inc. (UHS) and 10.23% is held by UnitedHealthcare, Inc. (UHC). UHS also holds 100% of the limited partnership interests. When combining general and limited partner interests, UHS owns 94.18% and UHC owns 5.83%.
12	The remaining 10% is owned by Optum UK Solutions Group Limited.
13	The remaining 1 % owned by OptumInsight, Inc.
14	The remaining 0.004 % is owned by United Behavioral Health.
15	The remaining 0.208% is owned by Amico Saúde Ltda.
16	The remaining 0.63% is owned by UnitedHealth International, Inc.
17	The limited partners include FMG Holdings, LLC (2.9231%), UnitedHealthcare International LATAM Corporation (1.5228%), Hygeia Corporation (DE) (0.2158%) and UnitedHealth Group Incorporated (95.3384%). UnitedHealth Group International GP is the general partner of UnitedHealth Group International, L.P.

## SUPPLEMENTAL EXHIBITS AND SCHEDULES INTERROGATORIES

The following supplemental reports are required to be filed as part of your statement filing. However, in the event that your company does not transact the type of business for which the special report must be filed, your response of NO to the specific interrogatory will be accepted in lieu of filing a "NONE" report and a bar code will be printed below. If the supplement is required of your company but is not being filed for whatever reason enter SEE EXPLANATION and provide an explanation following the interrogatory questions.

	Response
1. Will the Medicare Part D Coverage Supplement be filed with the state of domicile and the NAIC with this statement? .....	NO

Explanation:

1. The Company does not offer the stand-alone Medicare Part D product.

Bar Code:

1. Medicare Part D Coverage Supplement [Document Identifier 365]



**OVERFLOW PAGE FOR WRITE-INS**

**NONE**

**SCHEDULE A - VERIFICATION**

Real Estate

	1 Year to Date	2 Prior Year Ended December 31
1. Book/adjusted carrying value, December 31 of prior year .....		
2. Cost of acquired:		
2.1 Actual cost at time of acquisition .....		
2.2 Additional investment made after acquisition .....		
3. Current year change in encumbrances .....		
4. Total gain (loss) on disposals .....		
5. Deduct amounts received on disposals .....		
6. Total foreign exchange change in book/adjusted carrying value .....		
7. Deduct current year's other than temporary impairment recognized .....		
8. Deduct current year's depreciation .....		
9. Book/adjusted carrying value at the end of current period (Lines 1+2+3+4-5+6-7-8) .....		
10. Deduct total nonadmitted amounts .....		
11. Statement value at end of current period (Line 9 minus Line 10) .....		

NONE

**SCHEDULE B - VERIFICATION**

Mortgage Loans

	1 Year to Date	2 Prior Year Ended December 31
1. Book value/recorded investment excluding accrued interest, December 31 of prior year .....		
2. Cost of acquired:		
2.1 Actual cost at time of acquisition .....		
2.2 Additional investment made after acquisition .....		
3. Capitalized deferred interest and other .....		
4. Accrual of discount .....		
5. Unrealized valuation increase (decrease) .....		
6. Total gain (loss) on disposals .....		
7. Deduct amounts received on disposals .....		
8. Deduct amortization of premium and mortgage interest points and commitment fees .....		
9. Total foreign exchange change in book value/recorded investment excluding accrued interest .....		
10. Deduct current year's other than temporary impairment recognized .....		
11. Book value/recorded investment excluding accrued interest at end of current period (Lines 1+2+3+4+5+6-7-8+9-10) .....		
12. Total valuation allowance .....		
13. Subtotal (Line 11 plus Line 12) .....		
14. Deduct total nonadmitted amounts .....		
15. Statement value at end of current period (Line 13 minus Line 14) .....		

NONE

**SCHEDULE BA - VERIFICATION**

Other Long-Term Invested Assets

	1 Year to Date	2 Prior Year Ended December 31
1. Book/adjusted carrying value, December 31 of prior year .....	8,949,246	0
2. Cost of acquired:		
2.1 Actual cost at time of acquisition .....	0	9,080,212
2.2 Additional investment made after acquisition .....	12,791,583	0
3. Capitalized deferred interest and other .....	0	0
4. Accrual of discount .....	0	0
5. Unrealized valuation increase (decrease) .....	0	0
6. Total gain (loss) on disposals .....	0	0
7. Deduct amounts received on disposals .....	0	0
8. Deduct amortization of premium and depreciation .....	357,741	130,966
9. Total foreign exchange change in book/adjusted carrying value .....	0	0
10. Deduct current year's other than temporary impairment recognized .....	0	0
11. Book/adjusted carrying value at end of current period (Lines 1+2+3+4+5+6-7-8+9-10) .....	21,383,088	8,949,246
12. Deduct total nonadmitted amounts .....	0	0
13. Statement value at end of current period (Line 11 minus Line 12) .....	21,383,088	8,949,246

**SCHEDULE D - VERIFICATION**

Bonds and Stocks

	1 Year to Date	2 Prior Year Ended December 31
1. Book/adjusted carrying value of bonds and stocks, December 31 of prior year .....	690,266,794	628,251,495
2. Cost of bonds and stocks acquired .....	275,808,880	246,284,280
3. Accrual of discount .....	121,625	94,310
4. Unrealized valuation increase (decrease) .....	0	0
5. Total gain (loss) on disposals .....	4,507,589	2,476,782
6. Deduct consideration for bonds and stocks disposed of .....	247,800,467	177,120,066
7. Deduct amortization of premium .....	7,646,056	9,720,007
8. Total foreign exchange change in book/adjusted carrying value .....	0	0
9. Deduct current year's other than temporary impairment recognized .....	0	0
10. Book/adjusted carrying value at end of current period (Lines 1+2+3+4+5-6-7+8-9) .....	715,258,365	690,266,794
11. Deduct total nonadmitted amounts .....	0	0
12. Statement value at end of current period (Line 10 minus Line 11) .....	715,258,365	690,266,794



STATEMENT AS OF SEPTEMBER 30, 2013 OF THE UnitedHealthcare Plan of the River Valley, Inc.

**SCHEDULE D - PART 1B**

Showing the Acquisitions, Dispositions and Non-Trading Activity  
During the Current Quarter for all Bonds and Preferred Stock by Rating Class

	1 Book/Adjusted Carrying Value Beginning of Current Quarter	2 Acquisitions During Current Quarter	3 Dispositions During Current Quarter	4 Non-Trading Activity During Current Quarter	5 Book/Adjusted Carrying Value End of First Quarter	6 Book/Adjusted Carrying Value End of Second Quarter	7 Book/Adjusted Carrying Value End of Third Quarter	8 Book/Adjusted Carrying Value December 31 Prior Year
<b>BONDS</b>								
1. Class 1 (a) .....	769,651,504	1,887,780,245	1,833,656,937	(8,336,222)	801,184,589	769,651,504	815,438,590	813,587,693
2. Class 2 (a) .....	67,859,373	9,079,704	6,292,649	5,559,853	60,330,272	67,859,373	76,206,281	59,535,648
3. Class 3 (a) .....	0	0	0	0	0	0	0	0
4. Class 4 (a) .....	0	0	0	0	0	0	0	0
5. Class 5 (a) .....	0	0	0	0	0	0	0	0
6. Class 6 (a) .....	0	0	0	0	0	0	0	0
7. Total Bonds	837,510,877	1,896,859,949	1,839,949,586	(2,776,369)	861,514,861	837,510,877	891,644,871	873,123,341
<b>PREFERRED STOCK</b>								
8. Class 1 .....	0	0	0	0	0	0	0	0
9. Class 2 .....	0	0	0	0	0	0	0	0
10. Class 3 .....	0	0	0	0	0	0	0	0
11. Class 4 .....	0	0	0	0	0	0	0	0
12. Class 5 .....	0	0	0	0	0	0	0	0
13. Class 6 .....	0	0	0	0	0	0	0	0
14. Total Preferred Stock	0	0	0	0	0	0	0	0
15. Total Bonds and Preferred Stock	837,510,877	1,896,859,949	1,839,949,586	(2,776,369)	861,514,861	837,510,877	891,644,871	873,123,341

(a) Book/Adjusted Carrying Value column for the end of the current reporting period includes the following amount of non-rated short-term and cash equivalent bonds by NAIC designation: NAIC 1 \$ 23,179,439 ; NAIC 2 \$ 9,798,950 ; NAIC 3 \$ 0 ; NAIC 4 \$ 0 ; NAIC 5 \$ 0 ; NAIC 6 \$ 0

S102

**SCHEDULE DA - PART 1**

## Short-Term Investments

	1	2	3	4	5
	Book/Adjusted Carrying Value	Par Value	Actual Cost	Interest Collected Year-to-Date	Paid for Accrued Interest Year-to-Date
9199999 Totals	164,386,789	xxx	164,747,340	342,644	186,903

**SCHEDULE DA - VERIFICATION**

## Short-Term Investments

	1	2
	Year To Date	Prior Year Ended December 31
1. Book/adjusted carrying value, December 31 of prior year .....	182,856,543	194,539,154
2. Cost of short-term investments acquired .....	5,332,777,832	7,416,279,068
3. Accrual of discount .....	3,316	9,600
4. Unrealized valuation increase (decrease) .....	0	0
5. Total gain (loss) on disposals .....	0	766
6. Deduct consideration received on disposals .....	5,350,350,237	7,426,326,406
7. Deduct amortization of premium .....	900,665	1,645,639
8. Total foreign exchange change in book/adjusted carrying value .....	0	0
9. Deduct current year's other than temporary impairment recognized .....	0	0
10. Book/adjusted carrying value at end of current period (Lines 1+2+3+4+5-6-7+8-9) .....	164,386,789	182,856,543
11. Deduct total nonadmitted amounts .....	0	0
12. Statement value at end of current period (Line 10 minus Line 11)	164,386,789	182,856,543

Schedule DB - Part A - Verification - Options, Caps, Floors, Collars, Swaps and Forwards

**N O N E**

Schedule DB - Part B - Verification - Futures Contracts

**N O N E**

Schedule DB - Part C - Section 1 - Replication (Synthetic Asset) Transactions (RSATs) Open

**N O N E**

Schedule DB-Part C-Section 2-Reconciliation of Replication (Synthetic Asset) Transactions Open

**N O N E**

Schedule DB - Verification - Book/Adjusted Carrying Value, Fair Value and Potential Exposure of  
Derivatives

**N O N E**

**SCHEDULE E - VERIFICATION**

(Cash Equivalents)

	1	2
	Year To Date	Prior Year Ended December 31
1. Book/adjusted carrying value, December 31 of prior year .....	0	10,586,325
2. Cost of cash equivalents acquired .....	46,296,649	269,768,311
3. Accrual of discount .....	2,923	1,799
4. Unrealized valuation increase (decrease) .....	0	0
5. Total gain (loss) on disposals .....	0	0
6. Deduct consideration received on disposals .....	34,277,000	280,330,000
7. Deduct amortization of premium .....	22,855	26,435
8. Total foreign exchange change in book/adjusted carrying value .....	0	0
9. Deduct current year's other than temporary impairment recognized .....	0	0
10. Book/adjusted carrying value at end of current period (Lines 1+2+3+4+5-6-7+8-9) .....	11,999,717	0
11. Deduct total nonadmitted amounts .....	0	0
12. Statement value at end of current period (Line 10 minus Line 11)	11,999,717	0

Schedule A - Part 2 - Real Estate Acquired and Additions Made

**N O N E**

Schedule A - Part 3 - Real Estate Disposed

**N O N E**

Schedule B - Part 2 - Mortgage Loans Acquired

**N O N E**

Schedule B - Part 3 - Mortgage Loans Disposed, Transferred or Repaid

**N O N E**

STATEMENT AS OF SEPTEMBER 30, 2013 OF THE UnitedHealthcare Plan of the River Valley, Inc.

**SCHEDULE BA - PART 2**

Showing Other Long-Term Invested Assets ACQUIRED AND ADDITIONS MADE During the Current Quarter

1 CUSIP Identification	2 Name or Description	3 Location		5 Name of Vendor or General Partner	6 NAIC Designation	7 Date Originally Acquired	8 Type and Strategy	9 Actual Cost at Time of Acquisition	10 Additional Investment Made After Acquisition	11 Amount of Encumbrances	12 Commitment for Additional Investment	13 Percentage of Ownership
		City	State									
	Enterprise N Guar Fed Tx Credit PrvPlo GS 0.000% 12/31/29		US	Enterprise	.12	08/27/2013		12,791,583	0	0	0	0.000
	3199999. Non-Guaranteed Federal Low Income Housing Tax Credit - Unaffiliated											XXX
	3999999. Total - Unaffiliated											XXX
	4099999. Total - Affiliated											XXX
								12,791,583	0	0	0	XXX
4199999 - Totals								12,791,583	0	0	0	XXX

**SCHEDULE BA - PART 3**

Showing Other Long-Term Invested Assets DISPOSED, Transferred or Repaid During the Current Quarter

1 CUSIP Identification	2 Name or Description	3 Location		5 Name of Purchaser or Nature of Disposal	6 Date Originally Acquired	7 Disposal Date	8 Book/ Adjusted Carrying Value Less Encum- brances, Prior Year	9 Change in Book/Adjusted Carrying Value						15 Book/ Adjusted Carrying Value Less Encum- brances on Disposal	16 Consid- eration	17 Foreign Exchange Gain (Loss) on Disposal	18 Realized Gain (Loss) on Disposal	19 Total Gain (Loss) on Disposal	20 Invest- ment Income		
		City	State					9 Unrealized Valuation Increase (De- crease)	10 Current Year's (Depre- ciation) or (Amorti- zation)/ Accretion	11 Current Year's Other Than Temporary Impair- ment Recog- nized	12 Capital- ized Deferred Interest and Other	13 Total Change in Book/ Adjusted Carrying Value (9+10- 11+12)	14 Total Foreign Exchange Change in Book/ Adjusted Carrying Value								
000000-00-0	US Bancorp LIH Fund 2012-5 LLC Prv P Income Housing Tax Credit- Unaffiliated 0.000% 12/31/23		GA	Paydown	07/02/2012	03/15/2013	119,247	0	(119,247)	0	0	(119,247)	0	(119,247)	0	0	0	0	0		
000000-00-0	US Bancorp LIH Fund 2012-5 LLC Prv P Income Housing Tax Credit- Unaffiliated 0.000% 12/31/23		GA	Paydown	07/02/2012	06/01/2013	119,247	0	(119,247)	0	0	(119,247)	0	(119,247)	0	0	0	0	0		
000000-00-0	US Bancorp LIH Fund 2012-5 LLC Prv P Income Housing Tax Credit- Unaffiliated 0.000% 12/31/23		GA	Paydown	07/02/2012	09/01/2013	119,247	0	(119,247)	0	0	(119,247)	0	(119,247)	0	0	0	0	0		
	2999999. Guaranteed Federal Low Income Housing Tax Credit - Unaffiliated											357,741	0	0	(357,741)	0	(357,741)	0	0	0	0
	3999999. Total - Unaffiliated											357,741	0	0	(357,741)	0	(357,741)	0	0	0	0
	4099999. Total - Affiliated											0	0	0	0	0	0	0	0	0	0
4199999 - Totals								357,741	0	(357,741)	0	0	(357,741)	0	(357,741)	0	0	0	0	0	

E03

STATEMENT AS OF SEPTEMBER 30, 2013 OF THE UnitedHealthcare Plan of the River Valley, Inc.

**SCHEDULE D - PART 3**

Show All Long-Term Bonds and Stock Acquired During the Current Quarter

1	2	3	4	5	6	7	8	9	10
CUSIP Identification	Description	Foreign	Date Acquired	Name of Vendor	Number of Shares of Stock	Actual Cost	Par Value	Paid for Accrued Interest and Dividends	NAIC Designation or Market Indicator (a)
912828-WR-8	US Treasury Note 2.375% 02/28/15		.08/14/2013	Barclays Group Inc.		5,008,572	4,850,000	52,586	1
912828-NP-1	US Treasury Note 1.750% 07/31/15		.07/30/2013	Jefferys and Company		4,010,449	3,900,000		1
912828-RV-4	US Treasury Note 0.250% 12/15/14		.08/29/2013	Morgan Stanley		1,000,430	1,000,000	519	1
912828-SE-1	US Treasury Note 0.250% 02/15/15		.09/24/2013	Deutsche Bank		2,001,172	2,000,000	557	1
912828-SZ-4	US Treasury Note 0.375% 06/15/15		.07/01/2013	Nomura Securities		2,000,313	2,000,000	348	1
912828-TD-2	US Treasury Note 0.250% 07/15/15		.07/15/2013	Nomura Securities		1,995,469	2,000,000	14	1
<b>0599999. Subtotal - Bonds - U.S. Governments</b>						16,016,405	15,750,000	54,024	XXX
20772J-NG-3	CONNECTICUT ST GO Non Call 5.000% 07/15/20	E.	.07/24/2013	Barclays Group Inc.		5,841,650	5,000,000		1FE
<b>1799999. Subtotal - Bonds - U.S. States, Territories and Possessions</b>						5,841,650	5,000,000	0	XXX
64966J-RU-2	NEW YORK NY GO Cont Call 5.000% 10/01/22		.07/25/2013	Goldman Sachs		5,711,750	5,000,000	82,639	1FE
64966K-LU-8	NEW YORK NY GO Non Call 5.000% 08/01/21		.08/01/2013	JP Morgan Chase		2,332,200	2,000,000		1FE
796237-WV-9	SAN ANTONIO TX GO Cont Call 5.000% 02/01/24		.08/08/2013	JP Morgan Chase		1,606,822	1,400,000	2,333	1FE
<b>2499999. Subtotal - Bonds - U.S. Political Subdivisions of States, Territories and Possessions</b>						9,650,772	8,400,000	84,972	XXX
46613P-WI-3	JEA FL WTR & SWR Rev Bond Non Call 5.000% 10/01/20	E.	.07/26/2013	JP Morgan Chase		3,716,217	3,210,000		1FE
484890-KK-3	KANSAS CITY MO A Rev Bond Non Call 5.000% 09/01/18	E.	.07/24/2013	Merrill Lynch		1,353,336	1,200,000		1FE
575579-DT-1	MASSACHUSETTS ST Rev Bond Non Call 5.250% 07/01/21	E.	.07/12/2013	Merrill Lynch		1,202,860	1,000,000	2,333	1FE
59259N-V3-4	MET TRANSPRTN AU Rev Bond Non Call 5.000% 11/15/23		.08/07/2013	CitiGroup		6,001,835	5,195,000		1FE
59259Y-F5-3	MET TRANSPRTN AU Rev Bond Non Call 5.000% 11/15/20	E.	.07/03/2013	RBC Capital Markets		1,275,428	1,100,000		1FE
59259Y-F8-7	MET TRANSPRTN AU Rev Bond Non Call 5.000% 11/15/23	E.	.07/03/2013	RBC Capital Markets		1,371,840	1,200,000		1FE
60636M-DJ-3	MISSOURI ST REGL Rev Bond Non Call 5.000% 08/15/19		.08/01/2013	Wachovia Bank		2,511,394	2,155,000		1FE
60636M-DL-8	MISSOURI ST REGL Rev Bond Non Call 5.000% 08/15/21		.08/12/2013	Wachovia Bank		2,208,820	1,910,000		1FE
628207-XT-6	MUNI ELEC AUTH O Rev Bond Non Call 5.000% 01/01/20	E.	.07/12/2013	Griffen, Kubik, & Step		1,660,781	1,440,000	3,200	1FE
649905-SB-8	NEW YORK ST DORM Rev Bond Non Call 5.000% 07/01/18		.09/19/2013	First Southwest		2,642,990	2,325,000	26,802	1FE
650035-WN-4	NEW YORK ST URBA Rev Bond Non Call 5.000% 03/15/19		.09/20/2013	Merrill Lynch		4,671,000	4,000,000	5,556	1FE
70869V-AE-4	PA St Econ Dev Rev Bond Non Call 5.000% 07/01/18		.07/15/2013	CitiGroup		2,334,980	2,000,000	4,722	1FE
812643-GO-1	SEATTLE WA MUNI Rev Bond Non Call 5.000% 06/01/22	E.	.07/25/2013	Scott & Stringfellow		3,487,830	3,000,000	24,583	1FE
89602N-ZF-4	TRIBOROUGH NY BR Rev Bond Cont Call 5.000% 11/15/24	E.	.07/15/2013	CitiGroup		2,281,240	2,000,000	17,500	1FE
913366-FV-7	UNIV OF CALIFORN Rev Bond Cont Call 5.000% 05/15/24		.08/08/2013	Wachovia Bank		1,123,650	1,000,000		1FE
<b>3199999. Subtotal - Bonds - U.S. Special Revenues</b>						37,844,201	32,735,000	84,696	XXX
00287Y-AH-2	ABBVIE INC Corp Note Non Call 1.027% 11/06/15		.08/09/2013	Tax Free Exchange		2,265,000	2,265,000		2FE
0258MO-DF-3	AMER EXPRESS CR Corp Note Non Call 1.356% 06/12/15	E.	.08/19/2013	UBS Financial Services		2,029,292	2,000,000	5,420	1FE
03076C-AF-3	AMERIPRISE FINL Corp Note MW 4.000% 10/15/23		.09/03/2013	Credit Suisse		1,263,927	1,260,000		1FE
06406H-BN-8	BANK OF NY MELLO Corp Note Non Call 3.100% 01/15/15		.08/27/2013	US Bancorp		982,414	950,000	3,681	1FE
06406H-CC-1	BANK OF NY MELLO Corp Note Call 1.200% 02/20/15		.07/03/2013	HSBC Securities Inc		655,408	650,000	3,012	1FE
071813-BK-4	Baxter Intl Inc Corp Note Non Call 0.426% 12/11/14		.09/09/2013	Cantor Fitzgerald		1,701,700	1,700,000		1FE
14912L-ST-4	CATERPILLAR FINL Corp Note Non Call 2.450% 09/06/18		.09/03/2013	Barclays Group Inc.		1,499,295	1,500,000		1FE
17275R-AG-7	Cisco Systems Inc Corp Note MW 10BP 2.900% 11/17/14		.09/10/2013	Cantor Fitzgerald		2,055,860	2,000,000	18,689	1FE
22003B-AH-9	CORP OFF PROP LP Corp Note Call MW 5.250% 02/15/24		.09/09/2013	Wachovia Bank		1,071,796	1,085,000		2FE
26442E-AC-4	DUKE ENERGY OHIO Corp Note Non Call 0.399% 03/06/15		.09/03/2013	Barclays Group Inc.		508,000	508,000		1FE
46849L-SF-9	JACKSON NAT LIFE Corp Note Non Call Prv Plc 0.598% 09/30/15		.09/25/2013	UBS Financial Services		2,000,000	2,000,000		1FE
585055-AR-7	MEDTRONIC INC Corp Note MW 10BP 3.000% 03/15/15		.07/17/2013	KEYBANC CAP/ McDonald		623,688	600,000	6,350	1FE
652482-CH-1	NEWS AMER INC Corp Note MW Prv Plc 4.000% 10/01/23		.09/25/2013	JP Morgan Chase		258,432	260,000		2FE
74153H-CA-5	PRICOA GLOB FUND Corp Note Non Call Prv Plc 0.533% 08/19/15		.08/20/2013	Merrill Lynch		600,000	600,000		1FE
74256L-AE-9	Principal Life Global Corp Note Prv Plc 0.412% 09/19/14		.07/31/2013	Jefferys and Company		1,801,800	1,800,000	931	1FE
92343V-BP-8	VERIZON COMM INC Corp Note MW 3.650% 09/14/18		.09/11/2013	JP Morgan Chase		469,981	470,000		2FE
92553P-AE-2	Viacom Inc Corp Note MW 35BP 4.375% 09/15/14		.08/12/2013	Wachovia Bank		43,564	42,000	766	2FE
92553P-AE-2	Viacom Inc Corp Note MW 35BP 4.375% 09/15/14		.08/12/2013	Mizuho Investor Sec Co		423,255	408,000	7,438	2FE
06367V-HK-4	BANK OF MONTREAL Corp Note Non Call 0.500% 09/24/15	A.	.09/25/2013	Goldman Sachs		2,700,000	2,700,000		1FE
<b>3899999. Subtotal - Bonds - Industrial and Miscellaneous (Unaffiliated)</b>						22,943,412	22,798,000	46,307	XXX
<b>8399997. Total - Bonds - Part 3</b>						92,296,440	84,683,000	269,999	XXX
<b>8399998. Total - Bonds - Part 5</b>						XXX	XXX	XXX	XXX
<b>8399999. Total - Bonds</b>						92,296,440	84,683,000	269,999	XXX
<b>8999997. Total - Preferred Stocks - Part 3</b>						0	XXX	0	XXX
<b>8999998. Total - Preferred Stocks - Part 5</b>						XXX	XXX	XXX	XXX
<b>8999999. Total - Preferred Stocks</b>						0	XXX	0	XXX
<b>9799997. Total - Common Stocks - Part 3</b>						0	XXX	0	XXX
<b>9799998. Total - Common Stocks - Part 5</b>						XXX	XXX	XXX	XXX
<b>9799999. Total - Common Stocks</b>						0	XXX	0	XXX

E04

STATEMENT AS OF SEPTEMBER 30, 2013 OF THE UnitedHealthcare Plan of the River Valley, Inc.

**SCHEDULE D - PART 3**

Show All Long-Term Bonds and Stock Acquired During the Current Quarter

1 CUSIP Identification	2 Description	3 Foreign	4 Date Acquired	5 Name of Vendor	6 Number of Shares of Stock	7 Actual Cost	8 Par Value	9 Paid for Accrued Interest and Dividends	10 NAIC Designation or Market Indicator (a)
9899999. Total - Preferred and Common Stocks						0	XXX	0	XXX
9999999 - Totals						92,296,440	XXX	269,999	XXX

(a) For all common stock bearing the NAIC market indicator "U" provide: the number of such issues .....0



STATEMENT AS OF SEPTEMBER 30, 2013 OF THE UnitedHealthcare Plan of the River Valley, Inc.

**SCHEDULE D - PART 4**

Show All Long-Term Bonds and Stock Sold, Redeemed or Otherwise Disposed of During the Current Quarter

1	2	3	4	5	6	7	8	9	10	Change In Book/Adjusted Carrying Value					16	17	18	19	20	21	22
										11	12	13	14	15							
CUSIP Identification	Description	Foreign	Disposal Date	Name of Purchaser	Number of Shares of Stock	Consideration	Par Value	Actual Cost	Prior Year/ Adjusted Carrying Value	Unrealized Valuation Increase/ (Decrease)	Current Year's (Amortization)/ Accretion	Current Year's Other Than Temporary Impairment Recognized	Total Change in Book/ Adjusted Carrying Value (11 + 12 - 13)	Total Foreign Exchange Change in Book /Adjusted Carrying Value	Book/ Adjusted Carrying Value at Disposal Date	Foreign Exchange Gain (Loss) on Disposal	Realized Gain (Loss) on Disposal	Total Gain (Loss) on Disposal	Bond Interest/ Stock Dividends Received During Year	Stated Contractual Maturity Date	NAIC Designation or Market Indicator (a)
3620A9-PQ-8	GNMA Pool 723231 MBS 4.000% 10/15/39		07/01/2013	Paydown		30,150	30,150	32,289	.0	.0	(2,139)	.0	(2,139)	.0	30,150	.0	.0	.0	101	10/15/2039	1
3620A9-PQ-8	GNMA Pool 723231 MBS 4.000% 10/15/39		08/01/2013	Paydown		2,236	2,236	2,395	.0	.0	(159)	.0	(159)	.0	2,236	.0	.0	.0	15	10/15/2039	1
3620A9-PQ-8	GNMA Pool 723231 MBS 4.000% 10/15/39		09/01/2013	Paydown		12,358	12,358	13,235	.0	.0	(877)	.0	(877)	.0	12,358	.0	.0	.0	124	10/15/2039	1
36220N-VU-8	GNMA Pool 283327 MBS 9.000% 12/15/19		07/01/2013	Paydown		67	67	67	.0	.0	.0	.0	.0	.0	67	.0	.0	.0	4	12/15/2019	1
36220N-VU-8	GNMA Pool 283327 MBS 9.000% 12/15/19		08/01/2013	Paydown		71	71	71	.0	.0	.0	.0	.0	.0	71	.0	.0	.0	4	12/15/2019	1
36220N-VU-8	GNMA Pool 283327 MBS 9.000% 12/15/19		09/01/2013	Paydown		644	644	644	.0	.0	.0	.0	.0	.0	644	.0	.0	.0	43	12/15/2019	1
912828-JG-6	US Treasury Note 3.375% 07/31/13		07/31/2013	Maturity		1,000,000	1,000,000	1,044,844	1,018,168	.0	(18,168)	.0	(18,168)	.0	1,000,000	.0	.0	.0	33,750	07/31/2013	1
912828-JK-7	US Treasury Note 3.125% 08/31/13		08/31/2013	Maturity		1,000,000	1,000,000	1,043,047	1,018,795	.0	(18,795)	.0	(18,795)	.0	1,000,000	.0	.0	.0	31,250	08/31/2013	1
912828-NN-6	US Treasury Note 1.000% 07/15/13		07/15/2013	Maturity		2,000,000	2,000,000	2,016,953	2,008,285	.0	(8,285)	.0	(8,285)	.0	2,000,000	.0	.0	.0	20,000	07/15/2013	1
912828-NJ-0	US Treasury Note 0.750% 08/15/13		08/15/2013	Maturity		3,000,000	3,000,000	3,026,133	3,010,239	.0	(10,239)	.0	(10,239)	.0	3,000,000	.0	.0	.0	22,500	08/15/2013	1
912828-RK-8	US Treasury Note 0.125% 09/30/13		09/30/2013	Maturity		3,000,000	3,000,000	2,993,203	2,996,836	.0	3,164	.0	3,164	.0	3,000,000	.0	.0	.0	3,750	09/30/2013	1FE
0599999	Subtotal - Bonds - U.S. Governments					10,045,526	10,045,526	10,172,881	10,053,104	.0	(55,497)	.0	(55,497)	.0	10,045,526	.0	.0	.0	111,541	XXX	XXX
917542-WX-6	UTAH ST GO Non Call 5.000% 07/01/13		07/01/2013	Maturity		4,145,000	4,145,000	4,653,509	4,206,528	.0	(61,528)	.0	(61,528)	.0	4,145,000	.0	.0	.0	207,250	07/01/2013	1FE
93974A-XY-5	WA St GO Cont Call 5.000% 07/01/16		07/01/2013	Call	100.0000	2,000,000	2,000,000	2,115,100	2,013,454	.0	(13,454)	.0	(13,454)	.0	2,000,000	.0	.0	.0	100,000	07/01/2016	1FE
1799999	Subtotal - Bonds - U.S. States, Territories and Possessions					6,145,000	6,145,000	6,768,609	6,219,982	.0	(74,982)	.0	(74,982)	.0	6,145,000	.0	.0	.0	307,250	XXX	XXX
235218-4B-7	Dallas TX GO Non Call 5.000% 02/15/14		07/03/2013	Tax Free Exchange		3,055,967	3,000,000	3,410,550	3,101,045	.0	(45,078)	.0	(45,078)	.0	3,055,967	.0	.0	.0	75,000	02/15/2014	1FE
64966J-RJ-2	NEW YORK NY GO Cont Call 5.000% 10/01/22		09/17/2013	Piper Jaffray		5,714,600	5,000,000	5,711,750	5,101,045	.0	(10,611)	.0	(10,611)	.0	5,701,139	.0	13,461	13,461	117,361	10/01/2022	1FE
2499999	Subtotal - Bonds - U.S. Political Subdivisions of States, Territories and Possessions					8,770,567	8,000,000	9,122,300	3,101,045	.0	(55,689)	.0	(55,689)	.0	8,757,106	.0	13,461	13,461	192,361	XXX	XXX
3128PC-2X-9	FHLMC Pool J01690 MBS 5.500% 04/01/21		07/01/2013	Paydown		11,909	11,909	11,905	11,900	.0	.9	.0	.9	.0	11,909	.0	.0	.0	382	04/01/2021	1
3128PC-2X-9	FHLMC Pool J01690 MBS 5.500% 04/01/21		08/01/2013	Paydown		9,268	9,268	9,265	9,261	.0	.7	.0	.7	.0	9,268	.0	.0	.0	340	04/01/2021	1
3128PC-2X-9	FHLMC Pool J01690 MBS 5.500% 04/01/21		09/01/2013	Paydown		1,262	1,262	1,261	1,261	.0	.1	.0	.1	.0	1,262	.0	.0	.0	50	04/01/2021	1
3128PE-4K-1	FHLMC Pool J03526 MBS 6.000% 10/01/21		07/01/2013	Paydown		7,785	7,785	7,913	7,882	.0	(97)	.0	(97)	.0	7,785	.0	.0	.0	272	10/01/2021	1
3128PE-4K-1	FHLMC Pool J03526 MBS 6.000% 10/01/21		08/01/2013	Paydown		11,412	11,412	11,601	11,554	.0	(142)	.0	(142)	.0	11,412	.0	.0	.0	456	10/01/2021	1
3128PE-4K-1	FHLMC Pool J03526 MBS 6.000% 10/01/21		09/01/2013	Paydown		2,428	2,428	2,468	2,458	.0	(30)	.0	(30)	.0	2,428	.0	.0	.0	109	10/01/2021	1
3128PE-4P-0	FHLMC Pool J03530 MBS 6.000% 10/01/21		07/01/2013	Paydown		1,793	1,793	1,811	1,793	.0	(19)	.0	(19)	.0	1,793	.0	.0	.0	63	10/01/2021	1
3128PE-4P-0	FHLMC Pool J03530 MBS 6.000% 10/01/21		08/01/2013	Paydown		1,802	1,802	1,827	1,821	.0	(19)	.0	(19)	.0	1,802	.0	.0	.0	72	10/01/2021	1
3128PE-4P-0	FHLMC Pool J03530 MBS 6.000% 10/01/21		09/01/2013	Paydown		10,443	10,443	10,589	10,553	.0	(110)	.0	(110)	.0	10,443	.0	.0	.0	470	10/01/2021	1
3128PL-PR-7	FHLMC Pool J08532 MBS 5.500% 08/01/23		07/01/2013	Paydown		7,228	7,228	7,309	7,296	.0	(69)	.0	(69)	.0	7,228	.0	.0	.0	232	08/01/2023	1
3128PL-PR-7	FHLMC Pool J08532 MBS 5.500% 08/01/23		08/01/2013	Paydown		7,087	7,087	7,166	7,154	.0	(67)	.0	(67)	.0	7,087	.0	.0	.0	260	08/01/2023	1
3128PL-PR-7	FHLMC Pool J08532 MBS 5.500% 08/01/23		09/01/2013	Paydown		18,571	18,571	18,780	18,747	.0	(176)	.0	(176)	.0	18,571	.0	.0	.0	766	08/01/2023	1
3128PT-MF-9	FHLMC Pool J13958 MBS 4.000% 12/01/25		07/01/2013	Paydown		54,301	54,301	56,074	55,962	.0	(1,662)	.0	(1,662)	.0	54,301	.0	.0	.0	1,267	12/01/2025	1
3128PT-MF-9	FHLMC Pool J13958 MBS 4.000% 12/01/25		08/01/2013	Paydown		39,612	39,612	40,906	40,824	.0	(1,212)	.0	(1,212)	.0	39,612	.0	.0	.0	1,056	12/01/2025	1
3128PT-MF-9	FHLMC Pool J13958 MBS 4.000% 12/01/25		09/01/2013	Paydown		43,609	43,609	45,034	44,944	.0	(1,335)	.0	(1,335)	.0	43,609	.0	.0	.0	1,308	12/01/2025	1
3128PU-WF-5	FHLMC Pool J15146 MBS 4.500% 04/01/26		07/01/2013	Paydown		4,172	4,172	4,425	4,422	.0	(250)	.0	(250)	.0	4,172	.0	.0	.0	110	04/01/2026	1
3128PU-WF-5	FHLMC Pool J15146 MBS 4.500% 04/01/26		08/01/2013	Paydown		4,191	4,191	4,454	4,441	.0	(251)	.0	(251)	.0	4,191	.0	.0	.0	126	04/01/2026	1
3128PU-WF-5	FHLMC Pool J15146 MBS 4.500% 04/01/26		09/01/2013	Paydown		49,143	49,143	52,238	52,085	.0	(2,942)	.0	(2,942)	.0	49,143	.0	.0	.0	1,659	04/01/2026	1
3128PV-6T-2	FHLMC Pool J16282 MBS 3.500% 08/01/26		07/01/2013	Paydown		2,020	2,020	2,126	2,121	.0	(102)	.0	(102)	.0	2,020	.0	.0	.0	41	08/01/2026	1
3128PV-6T-2	FHLMC Pool J16282 MBS 3.500% 08/01/26		08/01/2013	Paydown		9,159	9,159	9,643	9,620	.0	(461)	.0	(461)	.0	9,159	.0	.0	.0	214	08/01/2026	1
3128PV-6T-2	FHLMC Pool J16282 MBS 3.500% 08/01/26		09/01/2013	Paydown		1,983	1,983	2,088	2,083	.0	(100)	.0	(100)	.0	1,983	.0	.0	.0	52	08/01/2026	1
3128PV-4A-2	FHLMC Pool J15427 MBS 4.500% 05/01/26		07/01/2013	Paydown		3,058	3,058	3,252	3,242	.0	(184)	.0	(184)	.0	3,058	.0	.0	.0	80	05/01/2026	1
3128PV-4A-2	FHLMC Pool J15427 MBS 4.500% 05/01/26		08/01/2013	Paydown		65,053	65,053	69,180	68,961	.0	(3,908)	.0	(3,908)	.0	65,053	.0	.0	.0	1,952	05/01/2026	1
3128PV-4A-2	FHLMC Pool J15427 MBS 4.500% 05/01/26		09/01/2013	Paydown		31,430	31,430	33,424	33,318	.0	(1,888)	.0	(1,888)	.0	31,430	.0	.0	.0	1,061	05/01/2026	1
3128PV-F3-9	FHLMC Pool J15586 MBS 4.500% 06/01/26		07/01/2013	Paydown		89,206	89,206	94,838	94,577	.0	(5,370)	.0	(5,370)	.0	89,206	.0	.0	.0	2,942	06/01/2026	1
3128PV-F3-9	FHLMC Pool J15586 MBS 4.500% 06/01/26		08/01/2013	Paydown		3,308	3,308	3,517	3,507	.0	(199)	.0	(199)	.0	3,308	.0	.0	.0	99	06/01/2026	1
3128PV-F3-9	FHLMC Pool J15586 MBS 4.500% 06/01/26		09/01/2013	Paydown		3,323	3,323	3,533	3,523	.0	(200)	.0	(200)	.0	3,323	.0	.0	.0	112	06/01/2026	1
3128PW-E2-0	FHLMC Pool J16453 MBS 3.500% 09/01/26		07/01/2013	Paydown		2,543	2,543	2,682	2,676	.0	(133)	.0	(133)	.0	2,543	.0	.0	.0	52	09/01/2026	1
3128PW-E2-0	FHLMC Pool J16453 MBS 3.500% 09/01/26		08/01/2013	Paydown		272	272	287	286	.0	(14)	.0	(14)	.0	272	.0	.0	.0	6	09/01/2026	1
3128PW-E2-0	FHLMC Pool J16453 MBS 3.500% 09/01/26		09/01/2013	Paydown		264	264	278	278	.0	(14)	.0	(14)	.0	264	.0	.0	.0	7	09/01/2026	1
312906-FZ-8	FHLMC FHR 1105 Cls EZ CMO 7.950% 07/01																				

STATEMENT AS OF SEPTEMBER 30, 2013 OF THE UnitedHealthcare Plan of the River Valley, Inc.

**SCHEDULE D - PART 4**

Show All Long-Term Bonds and Stock Sold, Redeemed or Otherwise Disposed of During the Current Quarter

1	2	3	4	5	6	7	8	9	10	Change In Book/Adjusted Carrying Value					16	17	18	19	20	21	22
										11	12	13	14	15							
CUSIP Identification	Description	Foreign	Disposal Date	Name of Purchaser	Number of Shares of Stock	Consideration	Par Value	Actual Cost	Prior Year Book/Adjusted Carrying Value	Unrealized Valuation Increase/(Decrease)	Current Year's (Amortization)/Accretion	Current Year's Other Than Temporary Impairment Recognized	Total Change in Book/Adjusted Carrying Value (11 + 12 - 13)	Total Foreign Exchange Change in Book /Adjusted Carrying Value	Book/Adjusted Carrying Value at Disposal Date	Foreign Exchange Gain (Loss) on Disposal	Realized Gain (Loss) on Disposal	Total Gain (Loss) on Disposal	Bond Interest/Stock Dividends Received During Year	Stated Contractual Maturity Date	NAIC Designation or Market Indicator (a)
312972-LE-0	FHLMC Pool B19325 MBS 5.000% 05/01/20		07/01/2013	Paydown		2,290	2,290	2,244	2,254	.0	.36	.0	.36	.0	2,290	.0	.0	.0	.67	05/01/2020	1
312972-LE-0	FHLMC Pool B19325 MBS 5.000% 05/01/20		08/01/2013	Paydown		2,293	2,293	2,246	2,257	.0	.36	.0	.36	.0	2,293	.0	.0	.0	.76	05/01/2020	1
312972-LE-0	FHLMC Pool B19325 MBS 5.000% 05/01/20		09/01/2013	Paydown		23,143	23,143	22,677	22,780	.0	.364	.0	.364	.0	23,143	.0	.0	.0	.868	05/01/2020	1
31320V-JF-0	FHLMC Pool Q09862 MBS 3.500% 08/01/42		07/01/2013	Paydown		1,262	1,262	1,248	1,247	.0	.86	.0	.86	.0	1,262	.0	.0	.0	.26	08/01/2042	1
31320V-JF-0	FHLMC Pool Q09862 MBS 3.500% 08/01/42		08/01/2013	Paydown		1,136	1,136	1,314	1,313	.0	.77	.0	.77	.0	1,136	.0	.0	.0	.26	08/01/2042	1
31320V-JF-0	FHLMC Pool Q09862 MBS 3.500% 08/01/42		09/01/2013	Paydown		1,286	1,286	1,374	1,373	.0	.87	.0	.87	.0	1,286	.0	.0	.0	.34	08/01/2042	1
31320Q-DB-5	FHLMC Pool Q13698 MBS 3.000% 12/01/42		07/01/2013	Paydown		35,671	35,671	37,355	37,350	.0	(1,679)	.0	(1,679)	.0	35,671	.0	.0	.0	.624	12/01/2042	1
31320Q-DB-5	FHLMC Pool Q13698 MBS 3.000% 12/01/42		08/01/2013	Paydown		65,330	65,330	68,413	68,404	.0	(3,074)	.0	(3,074)	.0	65,330	.0	.0	.0	1,307	12/01/2042	1
31320Q-DB-5	FHLMC Pool Q13698 MBS 3.000% 12/01/42		09/01/2013	Paydown		2,700	2,700	2,827	2,827	.0	(127)	.0	(127)	.0	2,700	.0	.0	.0	.61	12/01/2042	1
31320Q-MA-1	FHLMC Pool Q13979 MBS 3.000% 12/01/42		07/01/2013	Paydown		1,824	1,824	1,909	1,909	.0	.85	.0	.85	.0	1,824	.0	.0	.0	.32	12/01/2042	1
31320Q-MA-1	FHLMC Pool Q13979 MBS 3.000% 12/01/42		08/01/2013	Paydown		1,831	1,831	1,916	1,916	.0	.86	.0	.86	.0	1,831	.0	.0	.0	.37	12/01/2042	1
31320Q-MA-1	FHLMC Pool Q13979 MBS 3.000% 12/01/42		09/01/2013	Paydown		2,293	2,293	2,401	2,400	.0	.107	.0	.107	.0	2,293	.0	.0	.0	.52	12/01/2042	1
31320Q-MR-0	FHLMC Pool Q13968 MBS 3.000% 12/01/42		07/01/2013	Paydown		1,489	1,489	1,564	1,564	.0	.75	.0	.75	.0	1,489	.0	.0	.0	.26	12/01/2042	1
31320Q-MR-0	FHLMC Pool Q13968 MBS 3.000% 12/01/42		08/01/2013	Paydown		1,502	1,502	1,578	1,578	.0	.75	.0	.75	.0	1,502	.0	.0	.0	.30	12/01/2042	1
31320Q-MR-0	FHLMC Pool Q13968 MBS 3.000% 12/01/42		09/01/2013	Paydown		1,492	1,492	1,568	1,567	.0	.75	.0	.75	.0	1,492	.0	.0	.0	.34	12/01/2042	1
313500-BR-3	FNMA Note Non Call 0.500% 08/09/13		08/09/2013	Maturity		2,000,000	2,000,000	2,005,350	2,001,972	.0	(1,972)	.0	(1,972)	.0	2,000,000	.0	.0	.0	10,000	08/09/2013	1
31385X-EW-3	FNMA Pool 555549 MBS 5.000% 06/01/18		07/01/2013	Paydown		40,421	40,421	41,469	41,886	.0	(1,048)	.0	(1,048)	.0	40,421	.0	.0	.0	1,179	06/01/2018	1
31385X-EW-3	FNMA Pool 555549 MBS 5.000% 06/01/18		08/01/2013	Paydown		42,892	42,892	44,447	44,004	.0	(1,112)	.0	(1,112)	.0	42,892	.0	.0	.0	1,430	06/01/2018	1
31385X-EW-3	FNMA Pool 555549 MBS 5.000% 06/01/18		09/01/2013	Paydown		36,290	36,290	37,605	37,200	.0	.941	.0	.941	.0	36,290	.0	.0	.0	1,361	06/01/2018	1
3138A2-BQ-1	FNMA Pool AH0946 MBS 4.000% 12/01/40		07/01/2013	Paydown		16,134	16,134	16,958	.0	.824	.0	.824	.0	16,134	.0	.0	.0	.54	12/01/2040	1	
3138A2-BQ-1	FNMA Pool AH0946 MBS 4.000% 12/01/40		08/01/2013	Paydown		12,003	12,003	12,616	.0	.613	.0	.613	.0	12,003	.0	.0	.0	.80	12/01/2040	1	
3138A2-BQ-1	FNMA Pool AH0946 MBS 4.000% 12/01/40		09/01/2013	Paydown		8,821	8,821	9,271	.0	.451	.0	.451	.0	8,821	.0	.0	.0	.88	12/01/2040	1	
3138A8-YD-2	FNMA Pool AH7007 MBS 4.000% 03/01/41		07/01/2013	Paydown		15,296	15,296	16,102	.0	.805	.0	.805	.0	15,296	.0	.0	.0	.51	03/01/2041	1	
3138A8-YD-2	FNMA Pool AH7007 MBS 4.000% 03/01/41		08/01/2013	Paydown		12,286	12,286	12,933	.0	.647	.0	.647	.0	12,286	.0	.0	.0	.82	03/01/2041	1	
3138A8-YD-2	FNMA Pool AH7007 MBS 4.000% 03/01/41		09/01/2013	Paydown		7,489	7,489	7,883	.0	.394	.0	.394	.0	7,489	.0	.0	.0	.75	03/01/2041	1	
3138A8-TT-6	FNMA Pool AH9561 MBS 3.500% 08/01/26		07/01/2013	Paydown		3,971	3,971	4,178	4,171	.0	.200	.0	.200	.0	3,971	.0	.0	.0	.81	08/01/2026	1
3138A8-TT-6	FNMA Pool AH9561 MBS 3.500% 08/01/26		08/01/2013	Paydown		3,798	3,798	3,996	3,988	.0	.191	.0	.191	.0	3,798	.0	.0	.0	.89	08/01/2026	1
3138A8-TT-6	FNMA Pool AH9561 MBS 3.500% 08/01/26		09/01/2013	Paydown		33,622	33,622	35,377	35,312	.0	(1,690)	.0	(1,690)	.0	33,622	.0	.0	.0	.883	08/01/2026	1
3138AM-3T-0	FNMA Pool A18009 MBS 3.500% 08/01/26		07/01/2013	Paydown		4,666	4,666	4,917	4,906	.0	.240	.0	.240	.0	4,666	.0	.0	.0	.95	08/01/2026	1
3138AM-3T-0	FNMA Pool A18009 MBS 3.500% 08/01/26		08/01/2013	Paydown		2,278	2,278	2,401	2,395	.0	.117	.0	.117	.0	2,278	.0	.0	.0	.53	08/01/2026	1
3138AM-3T-0	FNMA Pool A18009 MBS 3.500% 08/01/26		09/01/2013	Paydown		2,351	2,351	2,472	2,472	.0	.121	.0	.121	.0	2,351	.0	.0	.0	.62	08/01/2026	1
3138AM-SW-1	FNMA Pool A18060 MBS 3.500% 10/01/26		07/01/2013	Paydown		10,213	10,213	10,687	10,669	.0	.456	.0	.456	.0	10,213	.0	.0	.0	.209	10/01/2026	1
3138AM-SW-1	FNMA Pool A18060 MBS 3.500% 10/01/26		08/01/2013	Paydown		129,214	129,214	135,211	134,982	.0	(5,767)	.0	(5,767)	.0	129,214	.0	.0	.0	3,015	10/01/2026	1
3138AM-SW-1	FNMA Pool A18060 MBS 3.500% 10/01/26		09/01/2013	Paydown		45,735	45,735	47,857	47,776	.0	(2,041)	.0	(2,041)	.0	45,735	.0	.0	.0	1,201	10/01/2026	1
3138AN-6M-0	FNMA Pool A18975 MBS 3.500% 09/01/26		07/01/2013	Paydown		6,642	6,642	6,987	6,972	.0	.330	.0	.330	.0	6,642	.0	.0	.0	136	09/01/2026	1
3138AN-6M-0	FNMA Pool A18975 MBS 3.500% 09/01/26		08/01/2013	Paydown		18,685	18,685	19,656	19,614	.0	.929	.0	.929	.0	18,685	.0	.0	.0	436	09/01/2026	1
3138AN-6M-0	FNMA Pool A18975 MBS 3.500% 09/01/26		09/01/2013	Paydown		6,267	6,267	6,592	6,578	.0	.312	.0	.312	.0	6,267	.0	.0	.0	165	09/01/2026	1
3138AP-0P-0	FNMA Pool A19109 MBS 4.000% 05/01/42		07/01/2013	Paydown		7,159	7,159	7,727	7,720	.0	.561	.0	.561	.0	7,159	.0	.0	.0	167	05/01/2042	1
3138AP-0P-0	FNMA Pool A19109 MBS 4.000% 05/01/42		08/01/2013	Paydown		7,186	7,186	7,755	7,748	.0	.563	.0	.563	.0	7,186	.0	.0	.0	192	05/01/2042	1
3138AP-0P-0	FNMA Pool A19109 MBS 4.000% 05/01/42		09/01/2013	Paydown		7,212	7,212	7,783	7,777	.0	.565	.0	.565	.0	7,212	.0	.0	.0	216	05/01/2042	1
3138AT-CX-6	FNMA Pool AJ1885 MBS 3.000% 03/01/42		07/01/2013	Paydown		29	29	31	31	.0	.2	.0	.2	.0	29	.0	.0	.0	.1	03/01/2042	1
3138AT-CX-6	FNMA Pool AJ1885 MBS 3.000% 03/01/42		08/01/2013	Paydown		29	29	31	31	.0	.2	.0	.2	.0	29	.0	.0	.0	.1	03/01/2042	1
3138AT-CX-6	FNMA Pool AJ1885 MBS 3.000% 03/01/42		09/01/2013	Paydown		28	28	30	30	.0	.2	.0	.2	.0	28	.0	.0	.0	.1	03/01/2042	1
3138AU-YJ-0	FNMA Pool AJ3412 MBS 3.500% 11/01/26		07/01/2013	Paydown		92,589	92,589	96,973	96,794	.0	(4,204)	.0	(4,204)	.0	92,589	.0	.0	.0	1,890	11/01/2026	1
3138AU-YJ-0	FNMA Pool AJ3412 MBS 3.500% 11/01/26		08/01/2013	Paydown		90,062	90,062	94,326	94,152	.0	(4,090)	.0	(4,090)	.0	90,062	.0	.0	.0	2,101	11/01/2026	1
3138AU-YJ-0	FNMA Pool AJ3412 MBS 3.500% 11/01/26		09/01/2013	Paydown		15,385	15,385	16,113	16,084	.0	.699	.0	.699	.0	15,385	.0	.0	.0	404	11/01/2026	1
3138AV-EN-9	FNMA Pool AJ4640 MBS 4.000% 10/01/41		07/01/2013	Paydown		10,597	10,597	11,185	.0	.588	.0	.588	.0	10,597	.0	.0	.0	.35	10/01/2041	1	
3138AV-EN-9	FNMA Pool AJ4640 MBS 4.000% 10/01/41		08/01/2013	Paydown		773	773	816	.0	.43	.0	.43	.0	773	.0	.0	.0	.5	10/01/2041	1	
3138AV-EN-9	FNMA Pool AJ4640 MBS 4.000% 10/01/41		09/01/2013	Paydown		10,211	10,211	10,778	.0	.566	.0	.566	.0	10,211	.0	.0	.0	102	10/01/2041	1	
3138EO-RK-7	FNMA Pool AJ7689 MBS 4.000% 12/01/41		07/01/2013	Paydown		15,536	15,536	16,364	.0	.828	.0	.828	.0	15,536	.0	.0	.0	.52	12/01/2041	1	
3138EO-RK-7	FNMA Pool AJ7689 MBS 4.000% 12/01/41		08/01/2013	Paydown		10,202	10,202	10,745	.0	.544	.0	.544	.0	10,202	.0	.0	.0	.68	12/01/2041	1	
3138EO-RK-7	FNMA Pool AJ7689 MBS 4.000% 12/01/41		09/01/2013	Paydown		5,612	5,612	5,911	.0	.299	.0	.299	.0	5,612	.0	.0	.0	.56	12/01/2041	1	
3138E9-YH-7	FNMA Pool AK5211 MBS 3.000% 04/01/27		07/01/2013	Paydown		17,490	17,490	18,395	18,369	.0	.879	.0	.879	.0	17,490	.0	.0	.0	306	04/01/2027	1
3138E9-YH-7	FNMA Pool AK5211 MBS 3.000% 04/01/27		08/01/2013	Paydown		16,922	16,922	17,773	17,773	.0	.851	.0	.851	.0	16,922	.0	.0	.0	338	04/01/2027	1
3138E9-YH-7	FNMA Pool AK5211 MBS 3.000% 04/01/27		09/01/2013	Paydown		17,030	17,030	17,911	17,886	.0	.856	.0	.856	.0	17,030	.0	.0	.0	383	04/01/	

STATEMENT AS OF SEPTEMBER 30, 2013 OF THE UnitedHealthcare Plan of the River Valley, Inc.

**SCHEDULE D - PART 4**

Show All Long-Term Bonds and Stock Sold, Redeemed or Otherwise Disposed of During the Current Quarter

1	2	3	4	5	6	7	8	9	10	Change In Book/Adjusted Carrying Value					16	17	18	19	20	21	22
										11	12	13	14	15							
CUSIP Identification	Description	Foreign	Disposal Date	Name of Purchaser	Number of Shares of Stock	Consideration	Par Value	Actual Cost	Prior Year Book/Adjusted Carrying Value	Unrealized Valuation Increase/(Decrease)	Current Year's (Amortization)/Accretion	Current Year's Other Than Temporary Impairment Recognized	Total Change in Book/Adjusted Carrying Value (11 + 12 - 13)	Total Foreign Exchange Change in Book /Adjusted Carrying Value	Book/Adjusted Carrying Value at Disposal Date	Foreign Exchange Gain (Loss) on Disposal	Realized Gain (Loss) on Disposal	Total Gain (Loss) on Disposal	Bond Interest/Stock Dividends Received During Year	Stated Contractual Maturity Date	NAIC Designation or Market Indicator (a)
3138EE-7J-2	FNMA Pool AK9896 MBS 3.500% 07/01/42		07/01/2013	Paydown		2,029	2,029	2,165	2,163	.0	(134)	.0	(134)	.0	2,029	.0	.0	.0	.41	07/01/2042	1
3138EE-7J-2	FNMA Pool AK9896 MBS 3.500% 07/01/42		08/01/2013	Paydown		2,020	2,020	2,155	2,153	.0	(133)	.0	(133)	.0	2,020	.0	.0	.0	.47	07/01/2042	1
3138EE-7J-2	FNMA Pool AK9896 MBS 3.500% 07/01/42		09/01/2013	Paydown		2,017	2,017	2,152	2,150	.0	(133)	.0	(133)	.0	2,017	.0	.0	.0	.53	07/01/2042	1
3138EH-FB-3	FNMA Pool AL1061 MBS 4.000% 02/01/41		07/01/2013	Paydown		35,775	35,775	37,665	.0	.0	(1,889)	.0	(1,889)	.0	35,775	.0	.0	.0	.119	02/01/2041	1
3138EH-FB-3	FNMA Pool AL1061 MBS 4.000% 02/01/41		08/01/2013	Paydown		27,569	27,569	29,025	.0	.0	(1,456)	.0	(1,456)	.0	27,569	.0	.0	.0	.184	02/01/2041	1
3138EH-FB-3	FNMA Pool AL1061 MBS 4.000% 02/01/41		09/01/2013	Paydown		17,692	17,692	18,626	.0	.0	(934)	.0	(934)	.0	17,692	.0	.0	.0	.177	02/01/2041	1
3138EJ-LA-4	FNMA Pool AL2120 MBS 4.000% 02/01/41		07/01/2013	Paydown		25,214	25,214	26,569	.0	.0	(1,355)	.0	(1,355)	.0	25,214	.0	.0	.0	.84	02/01/2041	1
3138EJ-LA-4	FNMA Pool AL2120 MBS 4.000% 02/01/41		08/01/2013	Paydown		19,586	19,586	20,638	.0	.0	(1,053)	.0	(1,053)	.0	19,586	.0	.0	.0	.131	02/01/2041	1
3138EJ-LA-4	FNMA Pool AL2120 MBS 4.000% 02/01/41		09/01/2013	Paydown		14,906	14,906	15,707	.0	.0	(801)	.0	(801)	.0	14,906	.0	.0	.0	.149	02/01/2041	1
3138M4-E3-2	FNMA Pool AP1053 MBS 3.500% 07/01/42		07/01/2013	Paydown		2,600	2,600	2,772	2,772	.0	(172)	.0	(172)	.0	2,600	.0	.0	.0	.53	07/01/2042	1
3138M4-E3-2	FNMA Pool AP1053 MBS 3.500% 07/01/42		08/01/2013	Paydown		27,244	27,244	29,075	29,048	.0	(1,804)	.0	(1,804)	.0	27,244	.0	.0	.0	.636	07/01/2042	1
3138M4-E3-2	FNMA Pool AP1053 MBS 3.500% 07/01/42		09/01/2013	Paydown		2,604	2,604	2,779	2,777	.0	(172)	.0	(172)	.0	2,604	.0	.0	.0	.68	07/01/2042	1
3138M4-TC-6	FNMA Pool AP1446 MBS 3.500% 08/01/42		07/01/2013	Paydown		1,583	1,583	1,694	1,692	.0	(109)	.0	(109)	.0	1,583	.0	.0	.0	.32	08/01/2042	1
3138M4-TC-6	FNMA Pool AP1446 MBS 3.500% 08/01/42		08/01/2013	Paydown		1,404	1,404	1,502	1,501	.0	(97)	.0	(97)	.0	1,404	.0	.0	.0	.33	08/01/2042	1
3138M4-TC-6	FNMA Pool AP1446 MBS 3.500% 08/01/42		09/01/2013	Paydown		1,359	1,359	1,453	1,452	.0	(94)	.0	(94)	.0	1,359	.0	.0	.0	.36	08/01/2042	1
3138M7-6J-9	FNMA Pool AP4472 MBS 3.500% 08/01/42		07/01/2013	Paydown		286	286	305	304	.0	(19)	.0	(19)	.0	286	.0	.0	.0	.6	08/01/2042	1
3138M7-6J-9	FNMA Pool AP4472 MBS 3.500% 08/01/42		08/01/2013	Paydown		287	287	306	305	.0	(19)	.0	(19)	.0	287	.0	.0	.0	.7	08/01/2042	1
3138M7-6J-9	FNMA Pool AP4472 MBS 3.500% 08/01/42		09/01/2013	Paydown		342	342	365	365	.0	(23)	.0	(23)	.0	342	.0	.0	.0	.9	08/01/2042	1
3138M9-3C-3	FNMA Pool AP6194 MBS 3.500% 08/01/42		07/01/2013	Paydown		1,310	1,310	1,405	1,404	.0	(94)	.0	(94)	.0	1,310	.0	.0	.0	.27	08/01/2042	1
3138M9-3C-3	FNMA Pool AP6194 MBS 3.500% 08/01/42		08/01/2013	Paydown		1,379	1,379	1,479	1,477	.0	(99)	.0	(99)	.0	1,379	.0	.0	.0	.32	08/01/2042	1
3138M9-3C-3	FNMA Pool AP6194 MBS 3.500% 08/01/42		09/01/2013	Paydown		1,341	1,341	1,437	1,437	.0	(96)	.0	(96)	.0	1,341	.0	.0	.0	.35	08/01/2042	1
3138MK-VC-7	FNMA Pool A04210 MBS 3.000% 11/01/42		07/01/2013	Paydown		5,006	5,006	5,274	5,272	.0	(266)	.0	(266)	.0	5,006	.0	.0	.0	.88	11/01/2042	1
3138MK-VC-7	FNMA Pool A04210 MBS 3.000% 11/01/42		08/01/2013	Paydown		4,749	4,749	5,003	5,001	.0	(252)	.0	(252)	.0	4,749	.0	.0	.0	.95	11/01/2042	1
3138MK-VC-7	FNMA Pool A04210 MBS 3.000% 11/01/42		09/01/2013	Paydown		4,863	4,863	5,122	5,121	.0	(258)	.0	(258)	.0	4,863	.0	.0	.0	.109	11/01/2042	1
3138MM-NT-5	FNMA Pool A05801 MBS 3.000% 11/01/42		07/01/2013	Paydown		3,995	3,995	4,210	4,209	.0	(214)	.0	(214)	.0	3,995	.0	.0	.0	.70	11/01/2042	1
3138MM-NT-5	FNMA Pool A05801 MBS 3.000% 11/01/42		08/01/2013	Paydown		3,830	3,830	4,035	4,035	.0	(205)	.0	(205)	.0	3,830	.0	.0	.0	.77	11/01/2042	1
3138MM-NT-5	FNMA Pool A05801 MBS 3.000% 11/01/42		09/01/2013	Paydown		3,840	3,840	4,047	4,046	.0	(206)	.0	(206)	.0	3,840	.0	.0	.0	.86	11/01/2042	1
3138MS-44-1	FNMA Pool A09926 MBS 3.000% 12/01/42		07/01/2013	Paydown		1,272	1,272	1,338	1,337	.0	(66)	.0	(66)	.0	1,272	.0	.0	.0	.22	12/01/2042	1
3138MS-44-1	FNMA Pool A09926 MBS 3.000% 12/01/42		08/01/2013	Paydown		1,271	1,271	1,336	1,336	.0	(65)	.0	(65)	.0	1,271	.0	.0	.0	.25	12/01/2042	1
3138MS-44-1	FNMA Pool A09926 MBS 3.000% 12/01/42		09/01/2013	Paydown		1,272	1,272	1,338	1,338	.0	(66)	.0	(66)	.0	1,272	.0	.0	.0	.29	12/01/2042	1
3138NI-XS-3	FNMA Pool A06888 MBS 3.000% 12/01/42		07/01/2013	Paydown		605	605	635	635	.0	(30)	.0	(30)	.0	605	.0	.0	.0	.11	12/01/2042	1
3138NI-XS-3	FNMA Pool A06888 MBS 3.000% 12/01/42		08/01/2013	Paydown		607	607	637	637	.0	(30)	.0	(30)	.0	607	.0	.0	.0	.12	12/01/2042	1
3138NI-XS-3	FNMA Pool A06888 MBS 3.000% 12/01/42		09/01/2013	Paydown		609	609	639	639	.0	(30)	.0	(30)	.0	609	.0	.0	.0	.14	12/01/2042	1
3138I3-LR-2	FNMA Pool AR5735 MBS 3.500% 02/01/43		07/01/2013	Paydown		9,462	9,462	9,827	.0	.0	(365)	.0	(365)	.0	9,462	.0	.0	.0	.28	02/01/2043	1
3138I3-LR-2	FNMA Pool AR5735 MBS 3.500% 02/01/43		08/01/2013	Paydown		7,991	7,991	8,299	.0	.0	(308)	.0	(308)	.0	7,991	.0	.0	.0	.47	02/01/2043	1
3138I3-LR-2	FNMA Pool AR5735 MBS 3.500% 02/01/43		09/01/2013	Paydown		8,699	8,699	9,034	.0	.0	(336)	.0	(336)	.0	8,699	.0	.0	.0	.76	02/01/2043	1
31402R-2E-0	FNMA Note Non Call 1.000% 09/23/13		09/23/2013	Maturity		3,000,000	3,000,000	3,094,538	3,013,984	.0	(13,984)	.0	(13,984)	.0	3,000,000	.0	.0	.0	30,000	09/23/2013	1
31402R-R6-0	FNMA Pool 735009 MBS 5.000% 05/01/19		07/01/2013	Paydown		6,551	6,551	6,436	6,463	.0	88	.0	88	.0	6,551	.0	.0	.0	.191	05/01/2019	1
31402R-R6-0	FNMA Pool 735009 MBS 5.000% 05/01/19		08/01/2013	Paydown		6,497	6,497	6,383	6,410	.0	87	.0	87	.0	6,497	.0	.0	.0	.217	05/01/2019	1
31402R-R6-0	FNMA Pool 735009 MBS 5.000% 05/01/19		09/01/2013	Paydown		5,816	5,816	5,714	5,737	.0	78	.0	78	.0	5,816	.0	.0	.0	.218	05/01/2019	1
31402R-JE-0	FNMA Pool 735661 MBS 5.500% 12/01/17		07/01/2013	Paydown		48,471	48,471	52,704	51,724	.0	(3,253)	.0	(3,253)	.0	48,471	.0	.0	.0	1,555	12/01/2017	1
31402R-JE-0	FNMA Pool 735661 MBS 5.500% 12/01/17		08/01/2013	Paydown		65,704	65,704	71,442	70,113	.0	(4,410)	.0	(4,410)	.0	65,704	.0	.0	.0	2,409	12/01/2017	1
31402R-JE-0	FNMA Pool 735661 MBS 5.500% 12/01/17		09/01/2013	Paydown		54,990	54,990	59,793	58,681	.0	(3,691)	.0	(3,691)	.0	54,990	.0	.0	.0	2,268	12/01/2017	1
31407N-FK-4	FNMA Pool 835470 MBS 5.000% 09/01/20		07/01/2013	Paydown		4,682	4,682	4,587	4,605	.0	77	.0	77	.0	4,682	.0	.0	.0	.137	09/01/2020	1
31407N-FK-4	FNMA Pool 835470 MBS 5.000% 09/01/20		08/01/2013	Paydown		6,939	6,939	6,826	6,798	.0	114	.0	114	.0	6,939	.0	.0	.0	.231	09/01/2020	1
31407N-FK-4	FNMA Pool 835470 MBS 5.000% 09/01/20		09/01/2013	Paydown		9,432	9,432	9,240	9,277	.0	154	.0	154	.0	9,432	.0	.0	.0	.354	09/01/2020	1
31407S-GA-4	FNMA Pool 839093 MBS 5.000% 10/01/20		07/01/2013	Paydown		2,682	2,682	2,640	2,682	.0	42	.0	42	.0	2,682	.0	.0	.0	.78	10/01/2020	1
31407S-GA-4	FNMA Pool 839093 MBS 5.000% 10/01/20		08/01/2013	Paydown		6,968	6,968	6,832	6,858	.0	110	.0	110	.0	6,968	.0	.0	.0	.232	10/01/2020	1
31407S-GA-4	FNMA Pool 839093 MBS 5.000% 10/01/20		09/01/2013	Paydown		11,009	11,009	10,794	10,835	.0	174	.0	174	.0	11,009	.0	.0	.0	.413	10/01/2020	1
31410X-VR-4	FNMA Pool 900724 MBS 5.500% 08/01/21		07/01/2013	Paydown		5,651	5,651	5,651	5,648	.0	3	.0	3	.0	5,651	.0	.0	.0	.181	08/01/2021	1
31410X-VR-4	FNMA Pool 900724 MBS 5.500% 08/01/21		08/01/2013	Paydown		.605	.605	.605	.604	.0	.0	.0	.0	.0	.605	.0	.0	.0	.22	08/01/2021	1
31410X-VR-4	FNMA Pool 900724 MBS 5.500% 08/01/21		09/01/2013	Paydown		7,414	7,414	7,409	7,409	.0	4	.0	4	.0	7,414	.0	.0	.0	.306	08/01/2021	1
31412V-AG-3	FNMA Pool 935707 MBS 5.000% 11/01/24		07/01/2013	Paydown		3,035	3,035	3,233	3,213	.0	(178)	.0	(178)	.0	3,035	.0	.0	.0	.89	11/01/2024	1
31412V-AG-3	FNMA Pool 935707 MBS 5.000% 11/01/24		08/01/2013	Paydown		2,749	2,749	2,928	2,909	.0	(161)	.0	(161)	.0	2,749	.0	.0	.0	.92	11/01/2024	1
31412V-AG-3	FNMA Pool 935707 MBS 5.000% 11/01/24		09/01/2013	Paydown		3,258	3,258	3,470	3,449	.0	(191)	.0	(191)	.0	3,258	.0	.0	.0	.122	11/01/2024	1
31414																					

STATEMENT AS OF SEPTEMBER 30, 2013 OF THE UnitedHealthcare Plan of the River Valley, Inc.

**SCHEDULE D - PART 4**

Show All Long-Term Bonds and Stock Sold, Redeemed or Otherwise Disposed of During the Current Quarter

1	2	3	4	5	6	7	8	9	10	Change In Book/Adjusted Carrying Value					16	17	18	19	20	21	22
										11	12	13	14	15							
CUSIP Identification	Description	Foreign	Disposal Date	Name of Purchaser	Number of Shares of Stock	Consideration	Par Value	Actual Cost	Prior Year Book/Adjusted Carrying Value	Unrealized Valuation Increase/(Decrease)	Current Year's (Amortization)/Accretion	Current Year's Other Than Temporary Impairment Recognized	Total Change in Book/Adjusted Carrying Value (11 + 12 - 13)	Total Foreign Exchange Change in Book /Adjusted Carrying Value	Book/Adjusted Carrying Value at Disposal Date	Foreign Exchange Gain (Loss) on Disposal	Realized Gain (Loss) on Disposal	Total Gain (Loss) on Disposal	Bond Interest/Stock Dividends Received During Year	Stated Contractual Maturity Date	NAIC Designation or Market Indicator (a)
31416B-RB-6	FNMA Pool 995182 MBS 5.500% 06/01/20		07/01/2013	Paydown		22,571	22,571	24,680	24,373	.0	(1,802)	.0	(1,802)	.0	22,571	.0	.0	.0	724	06/01/2020	1
31416B-RB-6	FNMA Pool 995182 MBS 5.500% 06/01/20		08/01/2013	Paydown		24,629	24,629	26,930	26,595	.0	(1,967)	.0	(1,967)	.0	24,629	.0	.0	.0	903	06/01/2020	1
31416B-RB-6	FNMA Pool 995182 MBS 5.500% 06/01/20		09/01/2013	Paydown		22,574	22,574	24,683	24,376	.0	(1,803)	.0	(1,803)	.0	22,574	.0	.0	.0	931	06/01/2020	1
31416S-M2-4	FNMA Pool AA8476 MBS 5.000% 06/01/24		07/01/2013	Paydown		10,077	10,077	10,480	10,433	.0	(356)	.0	(356)	.0	10,077	.0	.0	.0	294	06/01/2024	1
31416S-M2-4	FNMA Pool AA8476 MBS 5.000% 06/01/24		08/01/2013	Paydown		44,300	44,300	46,072	45,865	.0	(1,565)	.0	(1,565)	.0	44,300	.0	.0	.0	1,477	06/01/2024	1
31416S-M2-4	FNMA Pool AA8476 MBS 5.000% 06/01/24		09/01/2013	Paydown		9,243	9,243	9,613	9,570	.0	(327)	.0	(327)	.0	9,243	.0	.0	.0	347	06/01/2024	1
31416T-2S-7	FNMA Pool AA9784 MBS 5.000% 07/01/24		07/01/2013	Paydown		8,205	8,205	8,520	8,485	.0	(280)	.0	(280)	.0	8,205	.0	.0	.0	239	07/01/2024	1
31416T-2S-7	FNMA Pool AA9784 MBS 5.000% 07/01/24		08/01/2013	Paydown		38,377	38,377	39,852	39,688	.0	(1,311)	.0	(1,311)	.0	38,377	.0	.0	.0	1,279	07/01/2024	1
31416T-2S-7	FNMA Pool AA9784 MBS 5.000% 07/01/24		09/01/2013	Paydown		7,917	7,917	8,222	8,188	.0	(270)	.0	(270)	.0	7,917	.0	.0	.0	297	07/01/2024	1
31416X-6C-9	FNMA Pool AB2666 MBS 4.500% 04/01/26		07/01/2013	Paydown		9,087	9,087	9,681	9,650	.0	(563)	.0	(563)	.0	9,087	.0	.0	.0	239	04/01/2026	1
31416X-6C-9	FNMA Pool AB2666 MBS 4.500% 04/01/26		08/01/2013	Paydown		52,857	52,857	56,309	56,129	.0	(3,272)	.0	(3,272)	.0	52,857	.0	.0	.0	1,586	04/01/2026	1
31416X-6C-9	FNMA Pool AB2666 MBS 4.500% 04/01/26		09/01/2013	Paydown		9,817	9,817	10,425	10,425	.0	(608)	.0	(608)	.0	9,817	.0	.0	.0	331	04/01/2026	1
31417D-M7-5	FNMA Pool AB6681 MBS 3.000% 10/01/42		07/01/2013	Paydown		2,052	2,052	2,153	2,153	.0	(101)	.0	(101)	.0	2,052	.0	.0	.0	36	10/01/2042	1
31417D-M7-5	FNMA Pool AB6681 MBS 3.000% 10/01/42		08/01/2013	Paydown		2,392	2,392	2,510	2,510	.0	(118)	.0	(118)	.0	2,392	.0	.0	.0	48	10/01/2042	1
31417D-M7-5	FNMA Pool AB6681 MBS 3.000% 10/01/42		09/01/2013	Paydown		14,338	14,338	15,046	15,044	.0	(706)	.0	(706)	.0	14,338	.0	.0	.0	323	10/01/2042	1
31417E-CM-1	FNMA Pool AB7275 MBS 3.000% 12/01/42		07/01/2013	Paydown		2,936	2,936	3,082	3,081	.0	(145)	.0	(145)	.0	2,936	.0	.0	.0	51	12/01/2042	1
31417E-CM-1	FNMA Pool AB7275 MBS 3.000% 12/01/42		08/01/2013	Paydown		34,724	34,724	36,444	36,438	.0	(1,714)	.0	(1,714)	.0	34,724	.0	.0	.0	594	12/01/2042	1
31417E-CM-1	FNMA Pool AB7275 MBS 3.000% 12/01/42		09/01/2013	Paydown		13,697	13,697	14,375	14,373	.0	(676)	.0	(676)	.0	13,697	.0	.0	.0	308	12/01/2042	1
31417Y-VY-0	FNMA Pool MA0630 MBS 4.000% 01/01/21		07/01/2013	Paydown		25,016	25,016	26,036	25,990	.0	(893)	.0	(893)	.0	25,016	.0	.0	.0	584	01/01/2021	1
31417Y-VY-0	FNMA Pool MA0630 MBS 4.000% 01/01/21		08/01/2013	Paydown		15,662	15,662	16,301	16,221	.0	(559)	.0	(559)	.0	15,662	.0	.0	.0	418	01/01/2021	1
31417Y-VY-0	FNMA Pool MA0630 MBS 4.000% 01/01/21		09/01/2013	Paydown		15,564	15,564	16,199	16,119	.0	(555)	.0	(555)	.0	15,564	.0	.0	.0	467	01/01/2021	1
31418V-VF-6	FNMA Pool AD7813 MBS 4.500% 06/01/25		07/01/2013	Paydown		12,036	12,036	12,735	12,680	.0	(645)	.0	(645)	.0	12,036	.0	.0	.0	316	06/01/2025	1
31418V-VF-6	FNMA Pool AD7813 MBS 4.500% 06/01/25		08/01/2013	Paydown		12,156	12,156	12,863	12,807	.0	(651)	.0	(651)	.0	12,156	.0	.0	.0	365	06/01/2025	1
31418V-VF-6	FNMA Pool AD7813 MBS 4.500% 06/01/25		09/01/2013	Paydown		72,216	72,216	76,414	76,085	.0	(3,869)	.0	(3,869)	.0	72,216	.0	.0	.0	2,437	06/01/2025	1
31418W-4T-4	FNMA Pool AD8933 MBS 4.500% 06/01/25		07/01/2013	Paydown		4,904	4,904	5,186	5,163	.0	(259)	.0	(259)	.0	4,904	.0	.0	.0	129	06/01/2025	1
31418W-4T-4	FNMA Pool AD8933 MBS 4.500% 06/01/25		08/01/2013	Paydown		19,152	19,152	20,251	20,164	.0	(1,011)	.0	(1,011)	.0	19,152	.0	.0	.0	575	06/01/2025	1
31418W-4T-4	FNMA Pool AD8933 MBS 4.500% 06/01/25		09/01/2013	Paydown		4,534	4,534	4,794	4,773	.0	(239)	.0	(239)	.0	4,534	.0	.0	.0	153	06/01/2025	1
31419M-CW-9	FNMA Pool AE9984 MBS 3.500% 05/01/26		07/01/2013	Paydown		1,271	1,271	1,336	1,332	.0	(62)	.0	(62)	.0	1,271	.0	.0	.0	26	05/01/2026	1
31419M-CW-9	FNMA Pool AE9984 MBS 3.500% 05/01/26		08/01/2013	Paydown		1,275	1,275	1,340	1,337	.0	(62)	.0	(62)	.0	1,275	.0	.0	.0	30	05/01/2026	1
31419M-CW-9	FNMA Pool AE9984 MBS 3.500% 05/01/26		09/01/2013	Paydown		1,280	1,280	1,345	1,342	.0	(62)	.0	(62)	.0	1,280	.0	.0	.0	34	05/01/2026	1
31419M-CZ-2	FNMA Pool AE9987 MBS 3.500% 07/01/26		07/01/2013	Paydown		2,990	2,990	3,141	3,135	.0	(144)	.0	(144)	.0	2,990	.0	.0	.0	61	07/01/2026	1
31419M-CZ-2	FNMA Pool AE9987 MBS 3.500% 07/01/26		08/01/2013	Paydown		3,000	3,000	3,151	3,145	.0	(145)	.0	(145)	.0	3,000	.0	.0	.0	70	07/01/2026	1
31419M-CZ-2	FNMA Pool AE9987 MBS 3.500% 07/01/26		09/01/2013	Paydown		3,115	3,115	3,273	3,266	.0	(150)	.0	(150)	.0	3,115	.0	.0	.0	82	07/01/2026	1
65002B-QZ-9	NY St Twy Auth Rev Bond Non Call 5.000%		03/15/17	Merrill Lynch		4,553,480	4,000,000	4,458,400	4,262,840	.0	(43,024)	.0	(43,024)	.0	4,219,816	.0	333,664	333,664	205,556	03/15/2017	1FE
92817F-QZ-5	VA St Pub Sch Auth Rev Bond Cont Call 5.000% 08/01/22		08/01/2013	Call	100.0000	2,885,000	2,885,000	3,276,679	2,949,028	.0	(64,028)	.0	(64,028)	.0	2,885,000	.0	.0	.0	144,250	08/01/2022	1FE
3199999	<b>Subtotal - Bonds - U.S. Special Revenues</b>					15,293,053	14,739,573	15,768,189	14,904,347	0	(251,930)	0	(251,930)	0	14,959,389	0	333,664	333,664	465,032	XXX	XXX
00287Y-AE-9	ABBVIE INC Corp Note Non Call Prv Plc 1.027% 11/06/15		08/09/2013	Tax Free Exchange		2,265,000	2,265,000	2,265,000	2,265,000	.0	.0	.0	.0	2,265,000	.0	.0	.0	.0	17,959	11/06/2015	1FE
05531F-AE-3	BB&T Corp Note Non Call 3.375% 09/25/13		09/25/2013	Maturity		1,175,000	1,175,000	1,210,414	1,197,490	.0	(22,490)	.0	(22,490)	.0	1,175,000	.0	.0	.0	39,656	09/25/2013	1FE
058172-AA-4	Balt Gas & Elec Corp Note MW 35BP 6.125%		07/01/2013	Maturity		500,000	500,000	533,645	512,963	.0	(12,963)	.0	(12,963)	.0	500,000	.0	.0	.0	30,625	07/01/2013	2FE
125720-AA-3	CME Group Corp Note MW 35BP 5.400% 08/01/13		08/01/2013	Maturity		2,500,000	2,500,000	2,668,125	2,565,954	.0	(65,954)	.0	(65,954)	.0	2,500,000	.0	.0	.0	135,000	08/01/2013	1FE
36962G-3H-5	GEN ELEC CAP CRP Corp Note Non Call 5.625% 09/15/17		08/13/2013	CitiGroup		1,134,280	1,000,000	1,048,010	1,032,012	.0	(3,818)	.0	(3,818)	.0	1,028,194	.0	106,086	106,086	51,719	09/15/2017	1FE
46640B-AC-8	JP Morgan Chase JPMIT 2013-2 A2 CMO 3.500% 05/25/43		07/01/2013	Paydown		9,322	9,322	9,440	.0	(118)	.0	(118)	.0	9,322	.0	.0	.0	54	05/25/2043	1FE	
46640B-AC-8	JP Morgan Chase JPMIT 2013-2 A2 CMO 3.500% 05/25/43		08/01/2013	Paydown		4,203	4,203	4,256	.0	(53)	.0	(53)	.0	4,203	.0	.0	.0	37	05/25/2043	1FE	
46640B-AC-8	JP Morgan Chase JPMIT 2013-2 A2 CMO 3.500% 05/25/43		09/01/2013	Paydown		1,982	1,982	2,007	.0	(25)	.0	(25)	.0	1,982	.0	.0	.0	23	05/25/2043	1FE	
493268-BY-1	Keycorp Student Loan Tr KSLT 2004-A 2A2 ABS 0.564% 10/28/41		07/29/2013	Paydown		18,512	18,512	18,317	.0	194	.0	194	.0	18,512	.0	.0	.0	55	10/28/2041	1FE	
57629W-BL-3	Massmutual Glob Corp Note Non Call Prv Plc 0.748% 09/27/13		09/27/2013	Maturity		1,500,000	1,500,000	1,506,780	1,503,980	.0	(3,980)	.0	(3,980)	.0	1,500,000	.0	.0	.0	9,014	09/27/2013	1FE

E05.3

STATEMENT AS OF SEPTEMBER 30, 2013 OF THE UnitedHealthcare Plan of the River Valley, Inc.

**SCHEDULE D - PART 4**

Show All Long-Term Bonds and Stock Sold, Redeemed or Otherwise Disposed of During the Current Quarter

1	2	3	4	5	6	7	8	9	10	Change In Book/Adjusted Carrying Value					16	17	18	19	20	21	22		
										11	12	13	14	15									
CUSIP Identification	Description	Foreign	Disposal Date	Name of Purchaser	Number of Shares of Stock	Consideration	Par Value	Actual Cost	Prior Year Book/Adjusted Carrying Value	Unrealized Valuation Increase/(Decrease)	Current Year's (Amortization)/Accretion	Current Year's Other Than Temporary Impairment Recognized	Total Change in Book/Adjusted Carrying Value (11 + 12 - 13)	Total Foreign Exchange Change in Book/Adjusted Carrying Value	Book/Adjusted Carrying Value at Disposal Date	Foreign Exchange Gain (Loss) on Disposal	Realized Gain (Loss) on Disposal	Total Gain (Loss) on Disposal	Bond Interest/Stock Dividends Received During Year	Stated Contractual Maturity Date	NAIC Designation or Market Indicator (a)		
59156R-AU-2	METLIFE INC Corp Note MW 50BP 6.750% 06/01/16		08/13/2013	Morgan Stanley		379,929	330,000	329,776	329,878	0	20	0	20	0	329,898	0	50,031	50,031	15,778	06/01/2016	1FE		
74153W-BK-4	PRICOA GLOB FUND Corp Note Non Call Prv Plc 5.300% 09/27/13		09/27/2013	Maturity		800,000	800,000	842,008	826,253	0	(26,253)	0	(26,253)	0	800,000	0	0	0	42,400	09/27/2013	1FE		
790849-AG-8	St Jude Medical Corp Note MW 15BP 2.200% 09/15/13		09/15/2013	Maturity		750,000	750,000	763,388	758,007	0	(8,007)	0	(8,007)	0	750,000	0	0	0	16,500	09/15/2013	1FE		
80283D-AB-7	Santander Drive Auto SDART 2013-2 A2 ABS 0.470% 03/15/16		08/15/2013	Paydown		29,925	29,925	29,922	0	0	2	0	2	0	29,925	0	0	0	59	03/15/2016	1FE		
80283D-AB-7	Santander Drive Auto SDART 2013-2 A2 ABS 0.470% 03/15/16		09/15/2013	Paydown		192,610	192,610	192,594	0	0	16	0	16	0	192,610	0	0	0	458	03/15/2016	1FE		
91159H-GY-0	US Bank Corp Note Cont Call 1.375% 09/13/13		08/13/2013	Call 100.0000		750,000	750,000	755,168	751,963	0	(1,963)	0	(1,963)	0	750,000	0	0	0	9,453	09/13/2013	1FE		
918204-AU-2	VF Corp Note Call 1.012% 08/23/13		08/23/2013	Maturity		500,000	500,000	502,890	501,680	0	(1,680)	0	(1,680)	0	500,000	0	0	0	3,949	08/23/2013	1FE		
15135U-AB-5	Genovus Energy Corp Note MW 35BP 4.500% 09/15/14	A	09/16/2013	Call 103.9620		961,649	925,000	924,228	924,694	0	36,954	0	36,954	0	961,649	0	0	0	41,741	09/15/2014	2FE		
89114Q-AE-8	TORONTO DOM BANK Corp Note Non Call 2.375% 10/19/16	A	08/13/2013	Wachovia Bank		1,619,525	1,565,000	1,556,299	1,558,296	0	1,055	0	1,055	0	1,559,352	0	60,173	60,173	30,664	10/19/2016	1FE		
92857I-AS-9	Vodafone Group Corp Note MW 30BP 5.450% 06/10/19	F	08/14/2013	Merrill Lynch		562,544	500,000	498,705	499,088	0	76	0	76	0	499,164	0	63,391	63,391	18,848	06/10/2019	1FE		
3899999	Subtotal - Bonds - Industrial and Miscellaneous (Unaffiliated)					15,654,481	15,316,554	15,660,972	15,227,258	0	(108,987)	0	(108,987)	0	15,374,811	0	279,681	279,681	463,992		XXX	XXX	
8399997	Total - Bonds - Part 4					55,908,627	54,246,653	57,492,951	49,505,736	0	(547,085)	0	(547,085)	0	55,281,832	0	626,806	626,806	1,540,176		XXX	XXX	
8399998	Total - Bonds - Part 5					XXX	XXX	XXX	XXX	XXX	XXX	XXX	XXX	XXX	XXX	XXX	XXX	XXX	XXX	XXX		XXX	XXX
8399999	Total - Bonds					55,908,627	54,246,653	57,492,951	49,505,736	0	(547,085)	0	(547,085)	0	55,281,832	0	626,806	626,806	1,540,176		XXX	XXX	
8999997	Total - Preferred Stocks - Part 4					0	XXX	0	0	0	0	0	0	0	0	0	0	0	0	0		XXX	XXX
8999998	Total - Preferred Stocks - Part 5					XXX	XXX	XXX	XXX	XXX	XXX	XXX	XXX	XXX	XXX	XXX	XXX	XXX	XXX	XXX		XXX	XXX
8999999	Total - Preferred Stocks					0	XXX	0	0	0	0	0	0	0	0	0	0	0	0	0		XXX	XXX
9799997	Total - Common Stocks - Part 4					0	XXX	0	0	0	0	0	0	0	0	0	0	0	0	0		XXX	XXX
9799998	Total - Common Stocks - Part 5					XXX	XXX	XXX	XXX	XXX	XXX	XXX	XXX	XXX	XXX	XXX	XXX	XXX	XXX	XXX		XXX	XXX
9799999	Total - Common Stocks					0	XXX	0	0	0	0	0	0	0	0	0	0	0	0	0		XXX	XXX
9899999	Total - Preferred and Common Stocks					0	XXX	0	0	0	0	0	0	0	0	0	0	0	0	0		XXX	XXX
9999999	- Totals					55,908,627	XXX	57,492,951	49,505,736	0	(547,085)	0	(547,085)	0	55,281,832	0	626,806	626,806	1,540,176		XXX	XXX	

(a) For all common stock bearing the NAIC market indicator "U" provide: the number of such issues.....0

Schedule DB - Part A - Section 1 - Options, Caps, Floors, Collars, Swaps and Forwards Open  
**N O N E**

Schedule DB - Part B - Section 1 - Futures Contracts Open  
**N O N E**

Schedule DB - Part B - Section 1B - Brokers with whom cash deposits have been made  
**N O N E**

Schedule DB - Part D - Section 1 - Counterparty Exposure for Derivative Instruments Open  
**N O N E**

Schedule DB - Part D - Section 2 - Collateral for Derivative Instruments Open  
**N O N E**

Schedule DB - Part D - Section 2 - Collateral for Derivative Instruments Open  
**N O N E**

Schedule DL - Part 1 - Reinvested Collateral Assets Owned  
**N O N E**

Schedule DL - Part 2 - Reinvested Collateral Assets Owned  
**N O N E**







**Americhoice - Tennessee**  
**Report 2A - TennCare Income Statement**  
CRA 2.30.14.3.3 and 2.30.14.3.4

	<u>East</u>	<u>Middle</u>	<u>West</u>	<u>Total TN</u>
<b>Member Months</b>	<b>1,764,585</b>	<b>1,784,446</b>	<b>1,572,736</b>	<b>5,121,767</b>
<b>Revenues:</b>				
TennCare Capitation	664,671,075	701,149,516	545,947,036	1,911,767,627
Investment	-	-	-	-
Other Revenue - TennCare Incentive	1 252,747	256,838	257,976	767,562
<b>Total Revenues</b>	<b>664,923,822</b>	<b>701,406,354</b>	<b>546,205,013</b>	<b>1,912,535,189</b>
<b>Estimated Expenses:</b>				
<b>Hospital and Medical (w/o Mental Health)</b>				
Capitated Physician Services	-	-	-	-
Fee-for Service Physician Services	123,740,971	138,375,016	90,527,177	352,643,164
Inpatient Hospital Services	85,900,856	109,446,650	93,729,674	289,077,180
Outpatient Hospital Services	39,790,696	33,729,577	20,263,444	93,783,716
Emergency Room Services	56,456,962	40,360,913	31,427,339	128,245,214
Dental Services	-	-	-	-
Vision Services	2,887,371	2,989,250	2,803,580	8,680,200
Pharmacy Services	-	-	-	-
Home Health Services	9,782,616	15,180,787	11,674,870	36,638,274
Chiropractic Services	-	-	-	-
Radiology Services	13,517,307	14,759,036	7,979,304	36,255,647
Laboratory Services	12,244,255	15,489,600	7,576,595	35,310,450
Durable Medical Equipment Services	7,664,983	8,353,684	5,018,247	21,036,914
Transportation Services	10,470,671	15,558,402	12,359,428	38,388,501
Outside Referrals	-	-	-	-
Medical Incentive Pool and Withhold Adj	-	-	-	-
Occupancy, Depreciation and Amortization	-	-	-	-
Nursing Facility Care	134,580,488	109,948,252	104,772,517	349,301,257
HCBS Services	25,754,015	30,414,394	26,560,220	82,728,629
Other Medical and Hospital Services - Write-Ins	4,493,526	3,229,280	7,229,899	14,952,706
<b>Subtotal Medical and Hospital</b>	<b>527,284,717</b>	<b>537,834,841</b>	<b>421,922,294</b>	<b>1,487,041,852</b>
<b>Mental Health and Substance Abuse Services</b>				
Inpatient Psychiatric Facility Services	5,738,809	7,064,257	8,053,927	20,856,992
Inpatient Substance Abuse Treatment and Detox	1,270,540	1,424,024	451,775	3,146,340
Outpatient Mental Health Services	4,685,281	7,966,689	2,235,689	14,887,659
Outpatient Substance Abuse Treatment and Detox	108,726	82,940	101,753	293,420
Housing/Residential Treatment	5,313,155	6,086,071	5,307,806	16,707,032
Specialized Crisis Services	2,471,655	3,231,543	1,521,053	7,224,251
Psychiatric Rehab and Support Services	3,345,634	7,378,478	6,411,194	17,135,306
Case Management	13,449,579	21,918,068	10,594,966	45,962,613
Forensics	-	-	-	-
Other Judicial	-	-	-	-
Pharmacy	-	-	-	-
Lab Services	-	-	-	-
Transportation	1,168,056	1,160,347	1,002,983	3,331,386
Medical Incentive Pool and Withhold Adjustments	-	-	-	-
Occupancy, Depreciation and Amortization	-	-	-	-
Other Mental Health and Substance Abuse Services	708,386	899,271	483,592	2,091,248
PCP and Specialist Services	-	-	-	-
Other Mental Health Services - Write-Ins	-	-	-	-
<b>Subtotal MH&amp;SAS</b>	<b>38,259,820</b>	<b>57,211,687</b>	<b>36,164,737</b>	<b>131,636,245</b>
Subtotal Hospital, Medical, MH&SAS, CHOICES	<b>565,544,537</b>	<b>595,046,529</b>	<b>458,087,032</b>	<b>1,618,678,098</b>
<b>LESS:</b>				
Net Reinsurance Recoveries Incurred	-	-	-	-
Copayments	-	-	-	-
Subrogation and Corrdination of Benefits	-	-	-	-
<b>Subtotal Reinsurance, Copay, Subrogation</b>	<b>-</b>	<b>-</b>	<b>-</b>	<b>-</b>
<b>Total Hospital, Medical, MHS&amp;S</b>	<b>565,544,537</b>	<b>595,046,529</b>	<b>458,087,032</b>	<b>1,618,678,098</b>
<b>Administration:</b>				
Compensation	-	-	-	-
Direct and Allocated Admin expenses	-	-	-	-
Marketing	-	-	-	-
Interest Expense	-	-	-	-
Premium Tax Expense	37,124,136	38,952,182	29,664,790	105,741,108
Occupancy, Depreciation, and Amortization	-	-	-	-
Other Administration - Write-Ins	48,578,205	52,400,663	39,516,536	140,495,404
Fines and Penalties - Other Write-Ins	143,612	129,258	64,200	337,070
<b>Total Administration Expenses</b>	<b>85,845,952</b>	<b>91,482,103</b>	<b>69,245,526</b>	<b>246,573,582</b>
<b>Total Expenses</b>	<b>651,390,489</b>	<b>686,528,632</b>	<b>527,332,558</b>	<b>1,865,251,680</b>
Extraordinary Item	-	-	-	-
Provision for Income Tax	4,736,667	5,207,203	6,605,359	16,549,228
<b>Net Income (Loss)</b>	<b>8,796,666</b>	<b>9,670,519</b>	<b>12,267,095</b>	<b>30,734,281</b>
<b>Write-Ins for Other Revenues:</b>				
Total Other Revenues	-	-	-	-
<b>Write-Ins for Other Medical and Hospital:</b>				
Other Miscellaneous	4,376,249	3,242,495	3,447,932	11,066,675
Other Capitated Services	117,278	(13,215)	3,781,967	3,886,030
Total Other Medical and Hospital	<b>4,493,526</b>	<b>3,229,280</b>	<b>7,229,899</b>	<b>14,952,706</b>
<b>Detail of Other MH and SAS:</b>				
Total Other MH and SAS	-	-	-	-
<b>Write-Ins for Other Administration:</b>				
Administrative Services Fee	39,815,557	41,956,466	32,532,691	114,304,715
Behaviorial Healthcare Services	4,165,303	5,162,219	2,734,219	12,061,741
Spectera Administration Fees	-	-	-	-
Other Miscellaneous	4,740,956	5,411,236	4,313,826	14,466,018
Total Other Administration	<b>48,721,816</b>	<b>52,529,921</b>	<b>39,580,736</b>	<b>140,832,474</b>

1.The statutory quarterly filing Statement of Revenue and Expenses and the 2A includes TennCare incentives which are presented as Other Revenue per the direction of the TDCl. As these incentives are not considered written premiums or earned premiums per the NAIC guidelines these amounts have been excluded from the statutory quarterly filing Exhibit of Premiums, Enrollment, and Utilization.

UnitedHealthcare Community Plan - East Tennessee  
Report 2A - TennCare Income Statement  
CRA 2.30.14.3.3 and 2.30.14.3.4

Member Months	Current Qtr YTD	YTD Total as	Prior Year as of
	Total as of 9/30/2013	of 9/30/2013	12/31/2012
	<u>587,382</u>	<u>1,764,585</u>	<u>2,342,621</u>
<b>Revenues:</b>			
TennCare Capitation	228,331,684	664,671,075	863,390,419
Investment	-	-	-
Other Revenue - TennCare Incentive	1 (33,000)	252,747	7,313,150
<b>Total Revenues</b>	<u>228,298,684</u>	<u>664,923,822</u>	<u>870,703,569</u>
<b>Estimated Expenses:</b>			
<b>Hospital and Medical (w/o Mental Health)</b>			
Capitated Physician Services	-	-	-
Fee-for Service Physician Services	43,963,920	123,740,971	145,689,179
Inpatient Hospital Services	30,081,074	85,900,856	106,448,419
Outpatient Hospital Services	13,264,607	39,790,696	48,964,479
Emergency Room Services	18,684,204	56,456,962	62,608,845
Dental Services	-	-	-
Vision Services	1,119,107	2,887,371	2,736,080
Pharmacy Services	-	-	-
Home Health Services	3,512,038	9,782,616	9,663,458
Chiropractic Services	-	-	-
Radiology Services	4,653,771	13,517,307	17,263,577
Laboratory Services	4,275,471	12,244,255	15,520,320
Durable Medical Equipment Services	2,402,162	7,664,983	10,608,797
Transportation Services	3,327,733	10,470,671	12,443,537
Outside Referrals	-	-	-
Medical Incentive Pool and Withhold Adj	-	-	-
Occupancy, Depreciation and Amortization	-	-	-
Nursing Facility Care	43,826,971	134,580,488	199,777,972
HCBS Services	8,484,965	25,754,015	34,502,957
Other Medical and Hospital Services - Write-Ins	(407,219)	4,493,526	(1,542,412)
<b>Subtotal Medical and Hospital</b>	<u>177,188,804</u>	<u>527,284,717</u>	<u>664,685,208</u>
<b>Mental Health and Substance Abuse Services</b>			
Inpatient Psychiatric Facility Services	1,995,916	5,738,809	7,154,581
Inpatient Substance Abuse Treatment and Detox	408,876	1,270,540	1,318,955
Outpatient Mental Health Services	1,640,308	4,685,281	5,379,874
Outpatient Substance Abuse Treatment and Detox	36,317	108,726	198,042
Housing/Residential Treatment	1,849,502	5,313,155	5,760,936
Specialized Crisis Services	949,438	2,471,655	2,794,542
Psychiatric Rehab and Support Services	1,212,520	3,345,634	4,204,747
Case Management	4,494,268	13,449,579	18,032,026
Forensics	-	-	-
Other Judicial	-	-	-
Pharmacy	-	-	-
Lab Services	-	-	-
Transportation	419,980	1,168,056	1,434,594
Medical Incentive Pool and Withhold Adjustments	-	-	-
Occupancy, Depreciation and Amortization	-	-	-
Other Mental Health and Substance Abuse Services	226,628	708,386	851,951
PCP and Specialist Services	-	-	-
Other Mental Health Services - Write-Ins	-	-	-
<b>Subtotal MH&amp;SAS</b>	<u>13,233,752</u>	<u>38,259,820</u>	<u>47,130,250</u>
Subtotal Hospital, Medical, MH&SAS, CHOICES	<u>190,422,556</u>	<u>565,544,537</u>	<u>711,815,458</u>
<b>LESS:</b>			
Net Reinsurance Recoveries Incurred	-	-	-
Copayments	-	-	-
Subrogation and Coordination of Benefits	-	-	-
<b>Subtotal Reinsurance, Copay, Subrogation</b>	<u>-</u>	<u>-</u>	<u>-</u>
<b>Total Hospital, Medical, MHS&amp;S</b>	<u>190,422,556</u>	<u>565,544,537</u>	<u>711,815,458</u>
<b>Administration:</b>			
Compensation	-	-	-
Direct and Allocated Admin expenses	-	-	-
Marketing	-	-	-
Interest Expense	-	-	-
Premium Tax Expense	12,391,288	37,124,136	47,828,183
Occupancy, Depreciation, and Amortization	-	-	-
Other Administration - Write-Ins	15,335,629	48,578,205	78,936,540
Fines and Penalties - Other Write-Ins	32,612	143,612	92,100
<b>Total Administration Expenses</b>	<u>27,759,529</u>	<u>85,845,952</u>	<u>126,856,824</u>
<b>Total Expenses</b>	<u>218,182,085</u>	<u>651,390,489</u>	<u>838,672,281</u>
Extraordinary Item	-	-	-
Provision for Income Tax	3,540,810	4,736,667	11,210,951
<b>Net Income (Loss)</b>	<u>6,575,789</u>	<u>8,796,666</u>	<u>20,820,337</u>
<b>Write-Ins for Other Revenues:</b>			
Total Other Revenues	<u>-</u>	<u>-</u>	<u>-</u>
<b>Write-Ins for Other Medical and Hospital:</b>			
Other Miscellaneous	(407,219)	4,376,249	(2,050,046)
Other Capitated Services	-	117,278	507,634
Total Other Medical and Hospital	<u>(407,219)</u>	<u>4,493,526</u>	<u>(1,542,412)</u>
<b>Detail of Other MH and SAS:</b>			
Total Other MH and SAS	<u>-</u>	<u>-</u>	<u>-</u>
<b>Write-Ins for Other Administration:</b>			
Administrative Services Fee	13,469,622	39,815,557	69,080,914
Behaviorial Healthcare Services	259,775	4,165,303	5,522,535
Spectera Administration Fees	-	-	227,972
Other Miscellaneous	1,638,844	4,740,956	4,197,220
Total Other Administration	<u>15,368,241</u>	<u>48,721,816</u>	<u>79,028,641</u>

1.The statutory quarterly filing Statement of Revenue and Expenses and the 2A includes TennCare incentives which are presented as Other Revenue per the direction of the TDCL. As these incentives are not considered written premiums or earned premiums per the NAIC guidelines these amounts have been excluded from the statutory quarterly filing Exhibit of Premiums, Enrollment, and Utilization.

UnitedHealthcare Community Plan - Middle Tennessee  
Report 2A - TennCare Income Statement  
CRA 2.30.14.3.3 and 2.30.14.3.4

Member Months	Current Qtr YTD	YTD Total as	Prior Year as of
	Total as of 9/30/2013	of 9/30/2013	12/31/2012
	<u>593,902</u>	<u>1,784,446</u>	<u>2,409,563</u>
<b>Revenues:</b>			
TennCare Capitation	242,234,968	701,149,516	918,848,513
Investment	-	-	-
Other Revenue - TennCare Incentive	1 -	256,838	7,259,380
<b>Total Revenues</b>	<u>242,234,968</u>	<u>701,406,354</u>	<u>926,107,893</u>
<b>Estimated Expenses:</b>			
<b>Hospital and Medical (w/o Mental Health)</b>			
Capitated Physician Services	-	-	-
Fee-for Service Physician Services	50,171,178	138,375,016	162,710,031
Inpatient Hospital Services	37,737,785	109,446,650	136,312,469
Outpatient Hospital Services	12,152,150	33,729,577	42,892,485
Emergency Room Services	14,183,654	40,360,913	47,904,393
Dental Services	-	-	-
Vision Services	1,174,910	2,989,250	3,438,713
Pharmacy Services	-	-	-
Home Health Services	5,390,893	15,180,787	16,949,396
Chiropractic Services	-	-	-
Radiology Services	4,923,382	14,759,036	17,889,151
Laboratory Services	5,502,566	15,489,600	17,958,776
Durable Medical Equipment Services	2,553,737	8,353,684	11,022,066
Transportation Services	5,247,009	15,558,402	20,138,582
Outside Referrals	-	-	-
Medical Incentive Pool and Withhold Adj	-	-	-
Occupancy, Depreciation and Amortization	-	-	-
Nursing Facility Care	34,909,954	109,948,252	161,697,721
HCBS Services	10,201,473	30,414,394	40,334,412
Other Medical and Hospital Services - Write-Ins	(218,884)	3,229,280	822,396
<b>Subtotal Medical and Hospital</b>	<u>183,929,808</u>	<u>537,834,841</u>	<u>680,070,590</u>
<b>Mental Health and Substance Abuse Services</b>			
Inpatient Psychiatric Facility Services	2,248,333	7,064,257	8,608,845
Inpatient Substance Abuse Treatment and Detox	478,018	1,424,024	1,635,403
Outpatient Mental Health Services	2,841,305	7,966,689	9,647,326
Outpatient Substance Abuse Treatment and Detox	31,289	82,940	82,555
Housing/Residential Treatment	1,967,667	6,086,071	6,704,451
Specialized Crisis Services	1,120,490	3,231,543	4,103,742
Psychiatric Rehab and Support Services	2,348,126	7,378,478	8,963,382
Case Management	7,175,470	21,918,068	30,152,400
Forensics	-	-	-
Other Judicial	-	-	-
Pharmacy	-	-	-
Lab Services	-	-	-
Transportation	391,184	1,160,347	1,508,876
Medical Incentive Pool and Withhold Adjustments	-	-	-
Occupancy, Depreciation and Amortization	-	-	-
Other Mental Health and Substance Abuse Services	297,649	899,271	1,049,116
PCP and Specialist Services	-	-	-
Other Mental Health Services - Write-Ins	-	-	-
<b>Subtotal MH&amp;SAS</b>	<u>18,899,532</u>	<u>57,211,687</u>	<u>72,456,096</u>
Subtotal Hospital, Medical, MH&SAS, CHOICES	<u>202,829,340</u>	<u>595,046,529</u>	<u>752,526,686</u>
<b>LESS:</b>			
Net Reinsurance Recoveries Incurred	-	-	-
Copayments	-	-	-
Subrogation and Coordination of Benefits	-	-	-
<b>Subtotal Reinsurance, Copay, Subrogation</b>	<u>-</u>	<u>-</u>	<u>-</u>
<b>Total Hospital, Medical, MHS&amp;S</b>	<u>202,829,340</u>	<u>595,046,529</u>	<u>752,526,686</u>
<b>Administration:</b>			
Compensation	-	-	-
Direct and Allocated Admin expenses	-	-	-
Marketing	-	-	-
Interest Expense	-	-	-
Premium Tax Expense	13,110,121	38,952,182	51,796,935
Occupancy, Depreciation, and Amortization	-	-	-
Other Administration - Write-Ins	16,252,640	52,400,663	85,376,659
Fines and Penalties - Other Write-Ins	37,000	129,258	164,972
<b>Total Administration Expenses</b>	<u>29,399,761</u>	<u>91,482,103</u>	<u>137,338,566</u>
<b>Total Expenses</b>	<u>232,229,100</u>	<u>686,528,632</u>	<u>889,865,252</u>
Extraordinary Item	-	-	-
Provision for Income Tax	3,502,054	5,207,203	12,684,924
<b>Net Income (Loss)</b>	<u>6,503,814</u>	<u>9,670,519</u>	<u>23,557,716</u>
<b>Write-Ins for Other Revenues:</b>			
Total Other Revenues	<u>-</u>	<u>-</u>	<u>-</u>
<b>Write-Ins for Other Medical and Hospital:</b>			
Other Miscellaneous	(396,361)	3,242,495	(539,083)
Other Capitated Services	177,478	(13,215)	1,361,479
Total Other Medical and Hospital	<u>(218,884)</u>	<u>3,229,280</u>	<u>822,396</u>
<b>Detail of Other MH and SAS:</b>			
Total Other MH and SAS	<u>-</u>	<u>-</u>	<u>-</u>
<b>Write-Ins for Other Administration:</b>			
Administrative Services Fee	14,291,863	41,956,466	72,595,432
Behaviorial Healthcare Services	49,548	5,162,219	6,976,087
Spectera Administration Fees	-	-	251,089
Other Miscellaneous	1,948,229	5,411,236	5,719,023
Total Other Administration	<u>16,289,640</u>	<u>52,529,921</u>	<u>85,541,631</u>

1.The statutory quarterly filing Statement of Revenue and Expenses and the 2A includes TennCare incentives which are presented as Other Revenue per the direction of the TDCL. As these incentives are not considered written premiums or earned premiums per the NAIC guidelines these amounts have been excluded from the statutory quarterly filing Exhibit of Premiums, Enrollment, and Utilization.

**UnitedHealthcare Community Plan - West Tennessee**  
**Report 2A - TennCare Income Statement**  
West Tennessee CRA 2.30.14.3.3 and 2.30.14.3.4

Member Months	Current Qtr YTD Total as of 9/30/2013 523,106	YTD Total as of 9/30/2013 1,572,736	Prior Year as of 12/31/2012 2,098,607
<b>Revenues:</b>			
TennCare Capitation	186,738,345	545,947,036	730,941,031
Investment	-	-	-
Other Revenue - TennCare Incentive	1 33,000	257,976	3,738,972
<b>Total Revenues</b>	<u>186,771,345</u>	<u>546,205,013</u>	<u>734,680,003</u>
<b>Estimated Expenses:</b>			
<b>Hospital and Medical (w/o Mental Health)</b>			
Capitated Physician Services	-	-	-
Fee-for Service Physician Services	32,600,329	90,527,177	108,656,248
Inpatient Hospital Services	33,343,198	93,729,674	117,549,111
Outpatient Hospital Services	7,217,181	20,263,444	25,906,101
Emergency Room Services	11,051,576	31,427,339	34,325,300
Dental Services	-	-	-
Vision Services	1,055,636	2,803,580	2,854,403
Pharmacy Services	-	-	-
Home Health Services	4,250,773	11,674,870	12,118,695
Chiropractic Services	-	-	-
Radiology Services	2,824,303	7,979,304	10,552,557
Laboratory Services	2,642,320	7,576,595	9,314,417
Durable Medical Equipment Services	1,590,299	5,018,247	6,594,836
Transportation Services	4,567,922	12,359,428	14,935,875
Outside Referrals	-	-	-
Medical Incentive Pool and Withhold Adj	-	-	-
Occupancy, Depreciation and Amortization	-	-	-
Nursing Facility Care	33,452,824	104,772,517	146,771,072
HCBS Services	8,758,754	26,560,220	34,146,263
Other Medical and Hospital Services - Write-Ins	920,749	7,229,899	2,821,849
<b>Subtotal Medical and Hospital</b>	<u>144,275,863</u>	<u>421,922,294</u>	<u>526,546,727</u>
<b>Mental Health and Substance Abuse Services</b>			
Inpatient Psychiatric Facility Services	2,700,224	8,053,927	11,371,974
Inpatient Substance Abuse Treatment and Detox	197,967	451,775	626,806
Outpatient Mental Health Services	770,923	2,235,689	3,049,578
Outpatient Substance Abuse Treatment and Detox	34,728	101,753	113,372
Housing/Residential Treatment	1,624,851	5,307,806	7,005,785
Specialized Crisis Services	549,147	1,521,053	2,080,551
Psychiatric Rehab and Support Services	2,175,280	6,411,194	6,512,760
Case Management	3,549,291	10,594,966	15,941,434
Forensics	-	-	-
Other Judicial	-	-	-
Pharmacy	-	-	-
Lab Services	-	-	-
Transportation	353,217	1,002,983	1,383,714
Medical Incentive Pool and Withhold Adjustments	-	-	-
Occupancy, Depreciation and Amortization	-	-	-
Other Mental Health and Substance Abuse Services	197,909	483,592	679,293
PCP and Specialist Services	-	-	-
Other Mental Health Services - Write-Ins	-	-	-
<b>Subtotal MH&amp;SAS</b>	<u>12,153,537</u>	<u>36,164,737</u>	<u>48,765,267</u>
Subtotal Hospital, Medical, MH&SAS, CHOICES	<u>156,429,400</u>	<u>458,087,032</u>	<u>575,311,993</u>
<b>LESS:</b>			
Net Reinsurance Recoveries Incurred	-	-	-
Copayments	-	-	-
Subrogation and Coordination of Benefits	-	-	-
<b>Subtotal Reinsurance, Copay, Subrogation</b>	<u>-</u>	<u>-</u>	<u>-</u>
<b>Total Hospital, Medical, MHS&amp;S</b>	<u>156,429,400</u>	<u>458,087,032</u>	<u>575,311,993</u>
<b>Administration:</b>			
Compensation	-	-	-
Direct and Allocated Admin expenses	-	-	-
Marketing	-	-	-
Interest Expense	-	-	-
Premium Tax Expense	10,183,026	29,664,790	41,107,274
Occupancy, Depreciation, and Amortization	-	-	-
Other Administration - Write-Ins	12,261,174	39,516,536	67,151,486
Fines and Penalties - Other Write-Ins	6,500	64,200	(132,418)
<b>Total Administration Expenses</b>	<u>22,450,700</u>	<u>69,245,526</u>	<u>108,126,341</u>
<b>Total Expenses</b>	<u>178,880,100</u>	<u>527,332,558</u>	<u>683,438,335</u>
Extraordinary Item	-	-	-
Provision for Income Tax	2,761,936	6,605,359	17,934,584
<b>Net Income (Loss)</b>	<u>5,129,309</u>	<u>12,267,095</u>	<u>33,307,084</u>
<b>Write-Ins for Other Revenues:</b>			
Total Other Revenues	<u>-</u>	<u>-</u>	<u>-</u>
<b>Write-Ins for Other Medical and Hospital:</b>			
Other Miscellaneous	(297,649)	3,447,932	(1,749,810)
Other Capitated Services	1,218,399	3,781,967	4,571,659
Total Other Medical and Hospital	<u>920,749</u>	<u>7,229,899</u>	<u>2,821,849</u>
<b>Detail of Other MH and SAS:</b>			
Total Other MH and SAS	<u>-</u>	<u>-</u>	<u>-</u>
<b>Write-Ins for Other Administration:</b>			
Administrative Services Fee	11,019,509	32,532,691	59,945,283
Behaviorial Healthcare Services	(125,897)	2,734,219	3,655,460
Spectera Administration Fees	-	-	219,102
Other Miscellaneous	1,374,062	4,313,826	3,199,223
Total Other Administration	<u>12,267,674</u>	<u>39,580,736</u>	<u>67,019,067</u>

1.The statutory quarterly filing Statement of Revenue and Expenses and the 2A includes TennCare incentives which are presented as Other Revenue per the direction of the TDCL. As these incentives are not considered written premiums or earned premiums per the NAIC guidelines these amounts have been excluded from the statutory quarterly filing Exhibit of Premiums, Enrollment, and Utilization.

**STATEMENT AS OF SEPTEMBER 30, 2013 OF UNITEDHEALTHCARE PLAN OF THE RIVER VALLEY, INC.**

**EXHIBIT OF PREMIUMS, ENROLLMENT AND UTILIZATION**

Tennessee	1	Comprehensive (Hospital & Medical)		4	5	6	7	8	9	10
	Total	2	3	Medicare Supplement	Vision Only	Dental Only	Federal Employees Health Benefit Plan	Medicare	Medicaid	Other
		Individual	Group							
<b>Total Members at end of:</b>										
1. Prior Year	660,742	-	22,228	-	-	-	XXX	68,317	570,197	-
2. First Quarter	656,750	-	27,478	-	-	-	XXX	62,242	567,030	-
3. Second Quarter	653,615	-	9,615	-	-	-	XXX	72,208	571,792	-
4. Third Quarter	652,573	-	5,769	-	-	-	XXX	74,672	572,132	-
5. Current Year	-	-	-	-	-	-	XXX	-	-	-
6. Current Year Member Months	5,862,862	-	95,672	-	-	-	XXX	642,576	5,124,614	-
<b>Total Member Ambulatory Encounters for Year:</b>										
7. Physician	5,527,899	-	59,973	-	-	-	XXX	1,238,622	4,229,304	-
8. Non-Physician	3,180,624	-	10,414	-	-	-	XXX	618,207	2,552,003	-
9. Total	8,708,523	-	70,386	-	-	-	XXX	1,856,829	6,781,308	-
10. Hospital Patient Days Incurred	4,461,037	-	2,895	-	-	-	XXX	153,075	4,305,067	-
11. Number of Inpatient Admissions	302,456	-	593	-	-	-	XXX	20,509	281,354	-
12. Health Premiums Written	2,561,831,452	-	37,297,427	-	-	-	XXX	612,766,397	1,911,767,627	-
13. Life Premiums Direct	-	-	-	-	-	-	XXX	-	-	-
14. Property/Casualty Premiums Written	-	-	-	-	-	-	XXX	-	-	-
15. Health Premiums Earned	2,561,272,382	-	37,297,427	-	-	-	XXX	612,207,327	1,911,767,627	-
16. Property/Casualty Premiums Earned	-	-	-	-	-	-	XXX	-	-	-
17. Amount Paid for Provision of Health Care Services	2,116,058,790	-	32,994,682	-	-	-	XXX	494,195,695	1,588,868,413	-
18. Amount Incurred for Provision of Health Care Services	2,146,090,046	-	26,163,062	-	-	-	XXX	501,248,887	1,618,678,098	-

**RECEIVED**  
 2013 NOV 15 PM 4: 03  
 C&I TENNCARE

STATEMENT AS OF SEPTEMBER 30, 2013 FOR  
UNITEDHEALTHCARE PLAN OF THE RIVER VALLEY, INC.

**EXHIBIT 2 - ACCIDENT AND HEALTH PREMIUMS DUE AND UNPAID**

Individually list all debtors with account balances the greater of 10% of gross Premiums Receivable or \$10,000.

Name of Debtor	1-30 Days	31-60 Days	61-90 Days	Over 90 Days	Non Admitted	Admitted
Total Individuals	-	-	-	-	-	-
Group subscribers:						
Group subscriber subtotal	\$ -	\$ -	\$ -	\$ -	\$ -	\$ -
Premiums due and unpaid not individually listed	\$ 632,335	\$ 545,132	\$ -	\$ 280,440	\$ 285,947	\$ 1,171,960
Total group	\$ 632,335	\$ 545,132	\$ -	\$ 280,440	\$ 285,947	\$ 1,171,960
Premiums due and unpaid from Medicare entities	\$ 11,308,802	\$ 45,289	\$ 33,868	\$ 409,134	\$ 682,650	\$ 11,114,443
Premiums due and unpaid from Medicaid entities	\$ 34,531,592	\$ -	\$ -	\$ -	\$ -	\$ 34,531,592
Accident and health premiums due and unpaid (Page 2, Line 15)	\$ 46,472,729	\$ 590,421	\$ 33,868	\$ 689,574	\$ 968,597	\$ 46,817,995

STATEMENT AS OF SEPTEMBER 30, 2013 OF UNITEDHEALTHCARE PLAN OF THE RIVER VALLEY, INC.

**Exhibit 3 - Health Care Receivables**

	2 1 - 30 Days	3 31 - 60 Days	4 61 - 90 Days	5 Over 90 Days	6 Nonadmitted	7 Admitted
OptumRx, Inc.	21,689,492	534,318	416,485	2,035,607	3,269,921	21,405,980
Medco Health Solutions, Inc.	1,167,208	0	0	0	1,167,208	0
0199998 Aggregate Pharmaceutical Rebate Receivables Not Individually Listed	0	0	0	0	0	0
0199999 Total Pharmaceutical Rebate Receivables	22,856,700	534,318	416,485	2,035,607	4,437,129	21,405,980
0299998 Aggregate Claim Overpayment Receivables Not Individually Listed	2,513,665	584,637	640,017	7,412,223	10,059,171	1,091,371
0299999 Total Claim Overpayment Receivables	2,513,665	584,637	640,017	7,412,223	10,059,171	1,091,371
0399998 Aggregate Loans and Advances to Providers Not Individually Listed	0	0	0	0	0	0
0399999 Total Loans and Advances to Providers	0	0	0	0	0	0
0499998 Aggregate Capitation Arrangement Receivables Not Individually Listed	0	0	0	0	0	0
0499999 Total Capitation Arrangement Receivables	0	0	0	0	0	0
0599998 Aggregate Risk Sharing Receivables Not Individually Listed	0	0	0	0	0	0
0599999 Total Risk Sharing Receivables	0	0	0	0	0	0
Members Share Cost of Receivables	55,179	36,410	11,853	14,000	117,443	0
Plan to Plan Receivable	3,831	769	0	1,038	5,638	0
0699998 Aggregate Other Receivables Not Individually Listed	0	0	0	0	0	0
0699999 Total Other Receivables	59,010	37,179	11,853	15,038	123,081	0
0799999 Gross Health Care Receivables	25,429,375	1,156,134	1,068,355	9,462,868	14,619,381	22,497,351

STATEMENT AS OF SEPTEMBER 30, 2013 FOR  
 UNITEDHEALTHCARE PLAN OF THE RIVER VALLEY, INC.

**Exhibit 5 - Amounts Due From Parent, Subsidiaries and Affiliates**

	1 Name of Affiliate	2 1 - 30 Days	3 31 -60 Days	4 61 - 90 Days	5 Over 90 Days	6 Nonadmitted	7 Current	8 Non-Current
	0100001 United HealthCare Services, Inc.	285,870	50,949	825	7,559	7,559	337,644	7,559
	0199999 Individually listed receivables	285,870	50,949	825	7,559	7,559	337,644	7,559
	0299999 Receivables not individually listed							
	0399999 Total gross amounts receivable	285,870	50,949	825	7,559	7,559	337,644	7,559



STATEMENT AS OF SEPTEMBER 30, 2013 FOR  
 UNITEDHEALTHCARE PLAN OF THE RIVER VALLEY, INC.

**Exhibit 6 - Amounts Due To Parent, Subsidiaries and Affiliates**

	1 Affiliate	2 Description	3 Amount	4 Current	5 Non-Current
0100001	United HealthCare Services, Inc.	Intercompany Payables	70,763,233	70,763,233	-
0199999	Individually listed payables		70,763,233	70,763,233	-
0299999	Payables not individually listed		-	-	-
0399999	Total gross payables		70,763,233	70,763,233	-



Actuarial Certification

Carrier: UnitedHealthcare Plan of the River Valley, Inc.  
Date: October 15, 2013  
Valuation Date: September 2013  
Subject: TennCare Claim Reserve Estimate (IBNR) as of September 2013 – Risk Business – Eastern Tennessee – Long Term Care

I, Kevin Francis, am Vice President of Actuarial Services for United HealthCare Community and State. I am a member of the American Academy of Actuaries and am qualified to render the actuarial opinion contained herein.

In my opinion, the claim reserve estimate (IBNR) of \$20,638,792 provides good and sufficient provision for all unpaid claim liabilities and was computed in accordance with currently accepted actuarial standards.

Note that, as of September 2013, this block of business had approximately 6,000 members.

A handwritten signature in black ink, appearing to read "Kevin Francis", written over a horizontal line.

Kevin Francis, FSA, MAAA

Vice President of Actuarial Services


United HealthCare Community and State

9800 Health Care Lane,

Minnetonka, MN 55343

(952) 931-4690

E-mail: kevin.francis@uhc.com



Actuarial Certification

Carrier: UnitedHealthcare Plan of the River Valley, Inc.  
Date: October 15, 2013  
Valuation Date: September 2013  
Subject: TennCare Claim Reserve Estimate (IBNR) as of September 2013 – Risk Business – Eastern Tennessee – Excluding Long Term Care

I, Kevin Francis, am Vice President of Actuarial Services for United HealthCare Community and State. I am a member of the American Academy of Actuaries and am qualified to render the actuarial opinion contained herein.

In my opinion, the claim reserve estimate (IBNR) of \$74,869,005 provides good and sufficient provision for all unpaid claim liabilities and was computed in accordance with currently accepted actuarial standards.


Note that, as of September 2013, this block of business had approximately 191,300 members.

A handwritten signature in black ink, appearing to read 'Kevin Francis', written over a horizontal line.

Kevin Francis, FSA, MAAA  
Vice President of Actuarial Services

United HealthCare Community and State  
9800 Health Care Lane,  
Minnetonka, MN 55343  
(952) 931-4690

E-mail: kevin.francis@uhc.com



Actuarial Certification

Carrier: UnitedHealthcare Plan of the River Valley, Inc.  
Date: October 15, 2013  
Valuation Date: September 2013  
Subject: TennCare Claim Reserve Estimate (IBNR) as of September 2013 – Risk Business – Middle Tennessee – Long Term Care

I, Kevin Francis, am Vice President of Actuarial Services for United HealthCare Community and State. I am a member of the American Academy of Actuaries and am qualified to render the actuarial opinion contained herein.

In my opinion, the claim reserve estimate (IBNR) of \$18,649,371 provides good and sufficient provision for all unpaid claim liabilities and was computed in accordance with currently accepted actuarial standards.

Note that, as of September 2012, this block of business had approximately 5,300 members.

A handwritten signature in black ink, appearing to read "Kevin Francis".

Kevin Francis, FSA, MAAA  
Vice President of Actuarial Services

United HealthCare Community and State  
9800 Health Care Lane,  
Minnetonka, MN 55343  
(952) 931-4690

E-mail: kevin.francis@uhc.com



Actuarial Certification

Carrier: UnitedHealthcare Plan of the River Valley, Inc.  
Date: October 15, 2013  
Valuation Date: September 2013  
Subject: TennCare Claim Reserve Estimate (IBNR) as of September 2013 -- Risk Business -- Middle Tennessee -- Excluding Long Term Care

I, Kevin Francis, am Vice President of Actuarial Services for United HealthCare Community and State. I am a member of the American Academy of Actuaries and am qualified to render the actuarial opinion contained herein.

In my opinion, the claim reserve estimate (IBNR) of \$79,565,665 provides good and sufficient provision for all unpaid claim liabilities and was computed in accordance with currently accepted actuarial standards.

Note that, as of September 2013, this block of business had approximately 193,700 members.

Kevin Francis, FSA, MAAA

Vice President of Actuarial Services

United HealthCare Community and State

9800 Health Care Lane,

Minnetonka, MN 55343

(952) 931-4690

E-mail: [kevin.francis@uhc.com](mailto:kevin.francis@uhc.com)



Actuarial Certification

Carrier: UnitedHealthcare Plan of the River Valley, Inc.  
Date: October 15, 2013  
Valuation Date: September 2013  
Subject: TennCare Claim Reserve Estimate (IBNR) as of September 2013 – Risk Business –  
Western Tennessee – Long Term Care

I, Kevin Francis, am Vice President of Actuarial Services for United HealthCare Community and State. I am a member of the American Academy of Actuaries and am qualified to render the actuarial opinion contained herein.


In my opinion, the claim reserve estimate (IBNR) of \$16,461,026 provides good and sufficient provision for all unpaid claim liabilities and was computed in accordance with currently accepted actuarial standards.

Note that, as of September 2013, this block of business had approximately 4,700 members.

A handwritten signature in black ink, appearing to read 'Kevin Francis', written over a horizontal line.

Kevin Francis, FSA, MAAA

Vice President of Actuarial Services  
United HealthCare Community and State  
9800 Health Care Lane,  
Minnetonka, MN 55343  
(952) 931-4690  
E-mail: kevin.francis@uhc.com



Actuarial Certification

Carrier: UnitedHealthcare Plan of the River Valley, Inc.  
Date: October 15, 2013  
Valuation Date: September 2013  
Subject: TennCare Claim Reserve Estimate (IBNR) as of September 2013 – Risk Business –  
Western Tennessee – Excluding Long Term Care

I, Kevin Francis, am Vice President of Actuarial Services for United HealthCare Community and State. I am a member of the American Academy of Actuaries and am qualified to render the actuarial opinion contained herein.

In my opinion, the claim reserve estimate (IBNR) of \$58,477,160 provides good and sufficient provision for all unpaid claim liabilities and was computed in accordance with currently accepted actuarial standards.

Note that, as of September 2013, this block of business had approximately 171,100 members.

A handwritten signature in black ink, appearing to read 'Kevin Francis', written over a horizontal line.

Kevin Francis, FSA, MAAA

Vice President of Actuarial Services

United HealthCare Community and State

9800 Health Care Lane,

Minnetonka, MN 55343

(952) 931-4690

E-mail: [kevin.francis@ulbc.com](mailto:kevin.francis@ulbc.com)