

QUARTERLY STATEMENT

OF THE

UnitedHealthcare Plan of the River Valley, Inc.

TO THE

Insurance Department

OF THE

STATE OF

Tennessee

FOR THE QUARTER ENDED
MARCH 31, 2016

HEALTH

2016



HEALTH QUARTERLY STATEMENT
 AS OF MARCH 31, 2016
 OF THE CONDITION AND AFFAIRS OF THE
UnitedHealthcare Plan of the River Valley, Inc.

NAIC Group Code 0707 0707 NAIC Company Code 95378 Employer's ID Number 36-3379945
(Current) (Prior)

Organized under the Laws of Illinois State of Domicile or Port of Entry Illinois

Country of Domicile United States of America

Licensed as business type: Health Maintenance Organization

Is HMO Federally Qualified? Yes [] No [X]

Incorporated/Organized 08/05/1985 Commenced Business 12/19/1985

Statutory Home Office 1300 River Drive, Suite 200 Moline, IL, US 61265
(Street and Number) (City or Town, State, Country and Zip Code)

Main Administrative Office 1300 River Drive, Suite 200
(Street and Number)
Moline, IL, US 61265 309-736-4600
(City or Town, State, Country and Zip Code) (Area Code) (Telephone Number)

Mail Address 9700 Health Care Lane, MN017-E900 Minnetonka, MN, US 55343
(Street and Number or P.O. Box) (City or Town, State, Country and Zip Code)

Primary Location of Books and Records 1300 River Drive, Suite 200
(Street and Number)
Moline, IL, US 61265 309-736-4600
(City or Town, State, Country and Zip Code) (Area Code) (Telephone Number)

Internet Website Address UHCRiverValley.com

Statutory Statement Contact Micah Forrest Wenck 952-979-6175
(Name) (Area Code) (Telephone Number)
micah_1_wenck@uhc.com 952-979-7825
(E-mail Address) (FAX Number)

OFFICERS

Secretary Christina Regina Palme-Krizak Chief Financial Officer James Wesley Kelly
 Treasurer Robert Worth Oberrender

OTHER

Nyle Brent Cottingham, Vice President Charles David Ettelson, Chief Medical Officer Michelle Marie Huntley, Assistant Secretary
Rita Faye Johnson-Mills, President, Medicaid Division Steven Craig Walli, President, Commercial

DIRECTORS OR TRUSTEES

William Kenneth Appelgate Ph.D. Charles David Ettelson James Edward Hecker
Rita Faye Johnson-Mills James Wesley Kelly Steven Craig Walli
Cathie Sue Whiteside Scott Edward Williams

State of Missouri State of Minnesota State of Tennessee
 County of St. Louis County of Hennepin County of Davidson

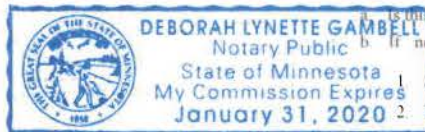
The officers of this reporting entity being duly sworn, each depose and say that they are the described officers of said reporting entity, and that on the reporting period stated above, all of the herein described assets were the absolute property of the said reporting entity, free and clear from any liens or claims thereon, except as herein stated, and that this statement, together with related exhibits, schedules and explanations therein contained, annexed or referred to, is a full and true statement of all the assets and liabilities and of the condition and affairs of the said reporting entity as of the reporting period stated above, and of its income and deductions therefrom for the period ended, and have been completed in accordance with the NAIC Annual Statement Instructions and Accounting Practices and Procedures manual except to the extent that: (1) state law may differ, or, (2) that state rules or regulations require differences in reporting not related to accounting practices and procedures, according to the best of their information, knowledge and belief, respectively. Furthermore, the scope of this attestation by the described officers also includes the related corresponding electronic filing with the NAIC, when required, that is an exact copy (except for formatting differences due to electronic filing) of the enclosed statement. The electronic filing may be requested by various regulators in lieu of or in addition to the enclosed statement.

Steven Craig Walli Michelle Marie Huntley James Wesley Kelly
 President, Commercial Assistant Secretary Chief Financial Officer

Subscribed and sworn to before me this 19 day of April 2016 18 day of April 2016 21 day of April 2016
Cynthia L. Dalpiaz Deborah Lynette Gambell Jennifer Perry



CYNTHIA L. DALPIAZ
 My Commission Expires
 May 12, 2019
 St. Louis County
 Commission #15389126



1. Is this an original filing? Yes [X] No []
 2. State the amendment number _____
 3. Date filed _____
 4. Number of pages attached _____



MY COMMISSION EXPIRES
 August 23, 2016

STATEMENT AS OF MARCH 31, 2016 OF THE UnitedHealthcare Plan of the River Valley, Inc.

ASSETS

	Current Statement Date			4 December 31 Prior Year Net Admitted Assets
	1 Assets	2 Nonadmitted Assets	3 Net Admitted Assets (Cols. 1 - 2)	
1. Bonds	630,886,496	0	630,886,496	617,059,033
2. Stocks:				
2.1 Preferred stocks	0	0	0	0
2.2 Common stocks	0	0	0	0
3. Mortgage loans on real estate:				
3.1 First liens	0	0	0	0
3.2 Other than first liens.....	0	0	0	0
4. Real estate:				
4.1 Properties occupied by the company (less \$0 encumbrances)	0	0	0	0
4.2 Properties held for the production of income (less \$0 encumbrances)	0	0	0	0
4.3 Properties held for sale (less \$0 encumbrances)	0	0	0	0
5. Cash (\$17,220,188), cash equivalents (\$0) and short-term investments (\$83,124,208)	100,344,396	0	100,344,396	264,965,505
6. Contract loans (including \$0 premium notes)	0	0	0	0
7. Derivatives	0	0	0	0
8. Other invested assets	17,279,522	0	17,279,522	17,777,164
9. Receivables for securities	0	0	0	0
10. Securities lending reinvested collateral assets	0	0	0	0
11. Aggregate write-ins for invested assets	0	0	0	0
12. Subtotals, cash and invested assets (Lines 1 to 11)	748,510,414	0	748,510,414	899,801,702
13. Title plants less \$0 charged off (for Title insurers only)	0	0	0	0
14. Investment income due and accrued	4,548,782	0	4,548,782	5,666,717
15. Premiums and considerations:				
15.1 Uncollected premiums and agents' balances in the course of collection	38,987,096	250,988	38,736,108	12,241,115
15.2 Deferred premiums, agents' balances and installments booked but deferred and not yet due (including \$0 earned but unbilled premiums)	0	0	0	0
15.3 Accrued retrospective premiums (\$0) and contracts subject to redetermination (\$73,475,456)	73,475,456	0	73,475,456	56,563,829
16. Reinsurance:				
16.1 Amounts recoverable from reinsurers	0	0	0	0
16.2 Funds held by or deposited with reinsured companies	0	0	0	0
16.3 Other amounts receivable under reinsurance contracts	0	0	0	0
17. Amounts receivable relating to uninsured plans	17,492,971	197,890	17,295,081	23,613,941
18.1 Current federal and foreign income tax recoverable and interest thereon	0	0	0	28,928,472
18.2 Net deferred tax asset	56,264,784	5,759,976	50,504,808	59,386,743
19. Guaranty funds receivable or on deposit	270,098	0	270,098	1,337,710
20. Electronic data processing equipment and software	0	0	0	0
21. Furniture and equipment, including health care delivery assets (\$0)	0	0	0	0
22. Net adjustment in assets and liabilities due to foreign exchange rates	0	0	0	0
23. Receivables from parent, subsidiaries and affiliates	0	0	0	0
24. Health care (\$34,365,953) and other amounts receivable	55,434,985	21,069,032	34,365,953	42,909,636
25. Aggregate write-ins for other than invested assets	628,417	548,834	79,583	620,850
26. Total assets excluding Separate Accounts, Segregated Accounts and Protected Cell Accounts (Lines 12 to 25)	995,613,003	27,826,720	967,786,283	1,131,070,715
27. From Separate Accounts, Segregated Accounts and Protected Cell Accounts	0	0	0	0
28. Total (Lines 26 and 27)	995,613,003	27,826,720	967,786,283	1,131,070,715
DETAILS OF WRITE-INS				
1101.				
1102.				
1103.				
1198. Summary of remaining write-ins for Line 11 from overflow page	0	0	0	0
1199. Totals (Lines 1101 through 1103 plus 1198)(Line 11 above)	0	0	0	0
2501. Liquidated Damages Receivable	525,000	525,000	0	0
2502. Reimbursable Expenses Receivable	79,583	0	79,583	0
2503. Service Fee Billing	23,834	23,834	0	0
2598. Summary of remaining write-ins for Line 25 from overflow page	0	0	0	620,850
2599. Totals (Lines 2501 through 2503 plus 2598)(Line 25 above)	628,417	548,834	79,583	620,850

LIABILITIES, CAPITAL AND SURPLUS

	Current Period			Prior Year
	1 Covered	2 Uncovered	3 Total	4 Total
1. Claims unpaid (less \$0 reinsurance ceded)	252,774,846	0	252,774,846	295,742,897
2. Accrued medical incentive pool and bonus amounts	9,459,233	0	9,459,233	7,292,291
3. Unpaid claims adjustment expenses	3,674,535	0	3,674,535	4,141,511
4. Aggregate health policy reserves, including the liability of \$298,590 for medical loss ratio rebate per the Public Health Service Act	111,490,023	0	111,490,023	109,658,463
5. Aggregate life policy reserves	0	0	0	0
6. Property/casualty unearned premium reserve	0	0	0	0
7. Aggregate health claim reserves	118,023	0	118,023	164,176
8. Premiums received in advance	32,347,247	0	32,347,247	161,370,127
9. General expenses due or accrued	71,346,311	0	71,346,311	55,040,542
10.1 Current federal and foreign income tax payable and interest thereon (including \$0 on realized gains (losses))	9,068,204	0	9,068,204	0
10.2 Net deferred tax liability	0	0	0	0
11. Ceded reinsurance premiums payable	237,575	0	237,575	283,157
12. Amounts withheld or retained for the account of others	16,783	0	16,783	0
13. Remittances and items not allocated	2,225	0	2,225	12,765
14. Borrowed money (including \$0 current) and interest thereon \$0 (including \$0 current)	0	0	0	0
15. Amounts due to parent, subsidiaries and affiliates	47,644,175	0	47,644,175	64,118,089
16. Derivatives	0	0	0	0
17. Payable for securities	1,163,453	0	1,163,453	1,175,748
18. Payable for securities lending	0	0	0	0
19. Funds held under reinsurance treaties (with \$0 authorized reinsurers, \$0 unauthorized reinsurers and \$0 certified reinsurers)	0	0	0	0
20. Reinsurance in unauthorized and certified (\$0) companies	0	0	0	0
21. Net adjustments in assets and liabilities due to foreign exchange rates	0	0	0	0
22. Liability for amounts held under uninsured plans	8,397,625	0	8,397,625	8,176,603
23. Aggregate write-ins for other liabilities (including \$443,319 current)	443,319	0	443,319	588,810
24. Total liabilities (Lines 1 to 23)	548,183,577	0	548,183,577	707,765,179
25. Aggregate write-ins for special surplus funds	XXX	XXX	0	41,171,375
26. Common capital stock	XXX	XXX	610,000	610,000
27. Preferred capital stock	XXX	XXX	0	0
28. Gross paid in and contributed surplus	XXX	XXX	44,977,137	44,977,137
29. Surplus notes	XXX	XXX	0	0
30. Aggregate write-ins for other than special surplus funds	XXX	XXX	1,500,000	1,500,000
31. Unassigned funds (surplus)	XXX	XXX	372,515,569	335,047,024
32. Less treasury stock, at cost:				
32.10 shares common (value included in Line 26 \$0)	XXX	XXX	0	0
32.20 shares preferred (value included in Line 27 \$0)	XXX	XXX	0	0
33. Total capital and surplus (Lines 25 to 31 minus Line 32)	XXX	XXX	419,602,706	423,305,536
34. Total liabilities, capital and surplus (Lines 24 and 33)	XXX	XXX	967,786,283	1,131,070,715
DETAILS OF WRITE-INS				
2301. Accrued Fines and Penalties	436,022	0	436,022	581,513
2302. Unclaimed Property	7,297	0	7,297	7,297
2303.				
2398. Summary of remaining write-ins for Line 23 from overflow page	0	0	0	0
2399. Totals (Lines 2301 through 2303 plus 2398)(Line 23 above)	443,319	0	443,319	588,810
2501. Section 9010 ACA Subsequent Fee Year Assessment	XXX	XXX	0	41,171,375
2502.	XXX	XXX		
2503.	XXX	XXX		
2598. Summary of remaining write-ins for Line 25 from overflow page	XXX	XXX	0	0
2599. Totals (Lines 2501 through 2503 plus 2598)(Line 25 above)	XXX	XXX	0	41,171,375
3001. Statutory Fund	XXX	XXX	1,500,000	1,500,000
3002.	XXX	XXX		
3003.	XXX	XXX		
3098. Summary of remaining write-ins for Line 30 from overflow page	XXX	XXX	0	0
3099. Totals (Lines 3001 through 3003 plus 3098)(Line 30 above)	XXX	XXX	1,500,000	1,500,000

STATEMENT OF REVENUE AND EXPENSES

	Current Year To Date		Prior Year To Date	Prior Year Ended December 31
	1 Uncovered	2 Total	3 Total	4 Total
1. Member Months	XXX	1,785,535	1,833,499	7,423,212
2. Net premium income (including \$ 0 non-health premium income)	XXX	711,761,591	899,317,534	3,417,804,569
3. Change in unearned premium reserves and reserve for rate credits	XXX	1,224,632	(1,809,231)	(14,339,221)
4. Fee-for-service (net of \$ 0 medical expenses)	XXX	0	0	0
5. Risk revenue	XXX	0	0	0
6. Aggregate write-ins for other health care related revenues	XXX	0	0	658,000
7. Aggregate write-ins for other non-health revenues	XXX	0	0	0
8. Total revenues (Lines 2 to 7)	XXX	712,986,223	897,508,304	3,404,123,348
Hospital and Medical:				
9. Hospital/medical benefits	0	517,977,559	628,580,893	2,544,521,557
10. Other professional services	0	4,081,889	4,090,213	14,912,946
11. Outside referrals	0	0	0	0
12. Emergency room and out-of-area	0	0	0	0
13. Prescription drugs	0	19,754,192	26,520,182	76,863,128
14. Aggregate write-ins for other hospital and medical	0	0	0	0
15. Incentive pool, withhold adjustments and bonus amounts	0	3,583,791	3,896,050	9,229,986
16. Subtotal (Lines 9 to 15)	0	545,397,431	663,087,339	2,645,527,617
Less:				
17. Net reinsurance recoveries	0	0	0	0
18. Total hospital and medical (Lines 16 minus 17)	0	545,397,431	663,087,339	2,645,527,617
19. Non-health claims (net)	0	0	0	0
20. Claims adjustment expenses, including \$ 25,062,249 cost containment expenses	0	41,693,045	35,118,737	168,138,242
21. General administrative expenses	0	114,658,354	141,799,692	365,781,295
22. Increase in reserves for life and accident and health contracts (including \$ 0 increase in reserves for life only)	0	0	0	77,366,000
23. Total underwriting deductions (Lines 18 through 22)	0	701,748,830	840,005,768	3,256,813,154
24. Net underwriting gain or (loss) (Lines 8 minus 23)	XXX	11,237,393	57,502,535	147,310,194
25. Net investment income earned	0	2,495,144	3,210,647	11,062,191
26. Net realized capital gains (losses) less capital gains tax of \$ 389,676	0	454,194	234,441	3,163,717
27. Net investment gains (losses) (Lines 25 plus 26)	0	2,949,338	3,445,088	14,225,908
28. Net gain or (loss) from agents' or premium balances charged off [(amount recovered \$ 31,131) (amount charged off \$ (174,098))]	0	(142,967)	(102,222)	(403,237)
29. Aggregate write-ins for other income or expenses	0	(160,358)	(92,527)	(1,916,013)
30. Net income or (loss) after capital gains tax and before all other federal income taxes (Lines 24 plus 27 plus 28 plus 29)	XXX	13,883,406	60,752,874	159,216,852
31. Federal and foreign income taxes incurred	XXX	8,317,000	32,329,080	96,763,215
32. Net income (loss) (Lines 30 minus 31)	XXX	5,566,406	28,423,794	62,453,637
DETAILS OF WRITE-INS				
0601. TennCare Incentives	XXX	0	0	658,000
0602.	XXX			
0603.	XXX			
0698. Summary of remaining write-ins for Line 6 from overflow page	XXX	0	0	0
0699. Totals (Lines 0601 through 0603 plus 0698)(Line 6 above)	XXX	0	0	658,000
0701.	XXX			
0702.	XXX			
0703.	XXX			
0798. Summary of remaining write-ins for Line 7 from overflow page	XXX	0	0	0
0799. Totals (Lines 0701 through 0703 plus 0798)(Line 7 above)	XXX	0	0	0
1401.				
1402.				
1403.				
1498. Summary of remaining write-ins for Line 14 from overflow page	0	0	0	0
1499. Totals (Lines 1401 through 1403 plus 1498)(Line 14 above)	0	0	0	0
2901. Fines & Penalties – Paid and Accrued	0	(160,358)	(96,088)	(1,919,574)
2902. Investment Settlement Proceeds	0	0	3,561	3,561
2903.				
2998. Summary of remaining write-ins for Line 29 from overflow page	0	0	0	0
2999. Totals (Lines 2901 through 2903 plus 2998)(Line 29 above)	0	(160,358)	(92,527)	(1,916,013)

STATEMENT OF REVENUE AND EXPENSES (Continued)

	1 Current Year to Date	2 Prior Year to Date	3 Prior Year Ended December 31
CAPITAL AND SURPLUS ACCOUNT			
33. Capital and surplus prior reporting year.....	423,305,536	600,328,649	600,328,649
34. Net income or (loss) from Line 32.....	5,566,406	28,423,794	62,453,637
35. Change in valuation basis of aggregate policy and claim reserves.....	0	0	0
36. Change in net unrealized capital gains (losses) less capital gains tax of \$ 0	(4,247)	0	0
37. Change in net unrealized foreign exchange capital gain or (loss).....	0	0	0
38. Change in net deferred income tax.....	(9,912,664)	(14,515,945)	17,225,581
39. Change in nonadmitted assets.....	647,675	6,584,583	18,297,669
40. Change in unauthorized and certified reinsurance.....	0	0	0
41. Change in treasury stock.....	0	0	0
42. Change in surplus notes.....	0	0	0
43. Cumulative effect of changes in accounting principles.....	0	0	0
44. Capital Changes:			
44.1 Paid in.....	0	0	0
44.2 Transferred from surplus (Stock Dividend).....	0	0	0
44.3 Transferred to surplus.....	0	0	0
45. Surplus adjustments:			
45.1 Paid in.....	0	0	0
45.2 Transferred to capital (Stock Dividend).....	0	0	0
45.3 Transferred from capital.....	0	0	0
46. Dividends to stockholders.....	0	(75,000,000)	(275,000,000)
47. Aggregate write-ins for gains or (losses) in surplus.....	0	0	0
48. Net change in capital & surplus (Lines 34 to 47).....	(3,702,830)	(54,507,567)	(177,023,113)
49. Capital and surplus end of reporting period (Line 33 plus 48)	419,602,706	545,821,081	423,305,536
DETAILS OF WRITE-INS			
4701.			
4702.			
4703.			
4798. Summary of remaining write-ins for Line 47 from overflow page.....	0	0	0
4799. Totals (Lines 4701 through 4703 plus 4798)(Line 47 above)	0	0	0

CASH FLOW

	1 Current Year To Date	2 Prior Year To Date	3 Prior Year Ended December 31
Cash from Operations			
1. Premiums collected net of reinsurance	542,775,796	673,533,605	3,376,068,592
2. Net investment income	7,297,800	7,196,889	24,106,616
3. Miscellaneous income	264,000	0	394,000
4. Total (Lines 1 to 3)	550,337,596	680,730,494	3,400,569,208
5. Benefit and loss related payments	575,646,029	704,866,664	2,712,397,999
6. Net transfers to Separate Accounts, Segregated Accounts and Protected Cell Accounts	0	0	0
7. Commissions, expenses paid and aggregate write-ins for deductions	133,686,013	132,958,747	530,921,055
8. Dividends paid to policyholders	0	0	0
9. Federal and foreign income taxes paid (recovered) net of \$0 tax on capital gains (losses)	(29,290,001)	26,771,000	154,169,597
10. Total (Lines 5 through 9)	680,042,042	864,596,412	3,397,488,651
11. Net cash from operations (Line 4 minus Line 10)	(129,704,445)	(183,865,918)	3,080,557
Cash from Investments			
12. Proceeds from investments sold, matured or repaid:			
12.1 Bonds	80,533,027	57,407,605	360,952,842
12.2 Stocks	0	0	0
12.3 Mortgage loans	0	0	0
12.4 Real estate	0	0	0
12.5 Other invested assets	0	0	26,889
12.6 Net gains or (losses) on cash, cash equivalents and short-term investments	(1,465)	0	0
12.7 Miscellaneous proceeds	0	0	0
12.8 Total investment proceeds (Lines 12.1 to 12.7)	80,531,562	57,407,605	360,979,731
13. Cost of investments acquired (long-term only):			
13.1 Bonds	95,769,902	68,677,012	210,976,645
13.2 Stocks	0	0	0
13.3 Mortgage loans	0	0	0
13.4 Real estate	0	0	0
13.5 Other invested assets	932,271	0	0
13.6 Miscellaneous applications	12,295	1,966,131	2,501,214
13.7 Total investments acquired (Lines 13.1 to 13.6)	96,714,468	70,643,143	213,477,859
14. Net increase (or decrease) in contract loans and premium notes	0	0	0
15. Net cash from investments (Line 12.8 minus Line 13.7 and Line 14)	(16,182,906)	(13,235,538)	147,501,872
Cash from Financing and Miscellaneous Sources			
16. Cash provided (applied):			
16.1 Surplus notes, capital notes	0	0	0
16.2 Capital and paid in surplus, less treasury stock	0	0	0
16.3 Borrowed funds	0	0	0
16.4 Net deposits on deposit-type contracts and other insurance liabilities	0	0	0
16.5 Dividends to stockholders	0	75,000,000	275,000,000
16.6 Other cash provided (applied)	(18,733,758)	108,700,338	14,369,815
17. Net cash from financing and miscellaneous sources (Line 16.1 through Line 16.4 minus Line 16.5 plus Line 16.6)	(18,733,758)	33,700,339	(260,630,185)
RECONCILIATION OF CASH, CASH EQUIVALENTS AND SHORT-TERM INVESTMENTS			
18. Net change in cash, cash equivalents and short-term investments (Line 11, plus Lines 15 and 17)	(164,621,109)	(163,401,117)	(110,047,756)
19. Cash, cash equivalents and short-term investments:			
19.1 Beginning of year	264,965,505	375,013,261	375,013,261
19.2 End of period (Line 18 plus Line 19.1)	100,344,396	211,612,144	264,965,505

Note: Supplemental disclosures of cash flow information for non-cash transactions:

--	--	--	--

STATEMENT AS OF MARCH 31, 2016 OF THE UnitedHealthcare Plan of the River Valley, Inc.

EXHIBIT OF PREMIUMS, ENROLLMENT AND UTILIZATION

	1 Total	Comprehensive (Hospital & Medical)		4 Medicare Supplement	5 Vision Only	6 Dental Only	7 Federal Employees Health Benefit Plan	8 Title XVIII Medicare	9 Title XIX Medicaid	10 Other
		2 Individual	3 Group							
Total Members at end of:										
1. Prior Year	626,339	9,687	34,419	0	0	0	3,365	101,753	477,115	0
2. First Quarter	595,687	36,955	32,227	0	0	0	2,615	43,639	480,251	0
3. Second Quarter	0	0	0	0	0	0	0	0	0	0
4. Third Quarter	0	0	0	0	0	0	0	0	0	0
5. Current Year	0	0	0	0	0	0	0	0	0	0
6. Current Year Member Months	1,785,535	119,425	96,053	0	0	0	7,845	130,439	1,431,773	0
Total Member Ambulatory Encounters for Period:										
7. Physician	1,497,789	45,213	52,018	0	0	0	6,298	310,890	1,083,370	0
8. Non-Physician	917,694	9,887	13,691	0	0	0	825	172,806	720,485	0
9. Total	2,415,483	55,100	65,709	0	0	0	7,123	483,696	1,803,855	0
10. Hospital Patient Days Incurred	683,495	353	2,112	0	0	0	301	46,018	634,711	0
11. Number of Inpatient Admissions	48,738	83	462	0	0	0	62	6,221	41,910	0
12. Health Premiums Written (a)	712,470,589	24,173,315	37,312,222	0	0	0	4,852,363	162,604,191	483,528,498	0
13. Life Premiums Direct	0	0	0	0	0	0	0	0	0	0
14. Property/Casualty Premiums Written	0	0	0	0	0	0	0	0	0	0
15. Health Premiums Earned	713,695,221	24,173,315	37,398,902	0	0	0	4,852,363	163,750,480	483,520,161	0
16. Property/Casualty Premiums Earned	0	0	0	0	0	0	0	0	0	0
17. Amount Paid for Provision of Health Care Services.....	575,646,029	13,915,169	27,043,800	0	0	0	3,759,903	151,624,593	379,302,564	0
18. Amount Incurred for Provision of Health Care Services	545,397,431	13,794,515	29,467,808	0	0	0	3,316,142	125,279,779	373,539,187	0

(a) For health premiums written: amount of Medicare Title XVIII exempt from state taxes or fees \$162,604,191

UNDERWRITING AND INVESTMENT EXHIBIT

ANALYSIS OF CLAIMS UNPAID - PRIOR YEAR - NET OF REINSURANCE

Line of Business	Claims Paid Year to Date		Liability End of Current Quarter		5 Claims Incurred in Prior Years (Columns 1 + 3)	6 Estimated Claim Reserve and Claim Liability December 31 of Prior Year
	1 On Claims Incurred Prior to January 1 of Current Year	2 On Claims Incurred During the Year	3 On Claims Unpaid Dec. 31 of Prior Year	4 On Claims Incurred During the Year		
1. Comprehensive (hospital and medical)	8,960,529	31,824,104	3,657,778	11,262,135	12,618,307	13,345,876
2. Medicare Supplement	0	0	0	0	0	0
3. Dental Only	0	0	0	0	0	0
4. Vision Only	0	0	0	0	0	0
5. Federal Employees Health Benefits Plan	1,271,358	2,488,545	810,897	1,036,850	2,082,255	2,411,051
6. Title XVIII - Medicare	53,284,390	97,529,016	17,815,411	55,418,312	71,099,801	110,906,664
7. Title XIX - Medicaid	128,882,256	249,988,982	30,951,851	131,939,635	159,834,107	169,243,482
8. Other health	0	0	0	0	0	0
9. Health subtotal (Lines 1 to 8)	192,398,533	381,830,647	53,235,937	199,656,932	245,634,470	295,907,073
10. Healthcare receivables (a)	30,587,213	14,162,899	0	7,918,873	30,587,213	63,267,649
11. Other non-health	0	0	0	0	0	0
12. Medical incentive pools and bonus amounts	1,412,331	4,518	8,847,331	611,902	10,259,662	7,292,291
13. Totals (Lines 9-10+11+12)	163,223,651	367,672,266	62,083,268	192,349,961	225,306,919	239,931,715

(a) Excludes \$ 2,766,000 loans or advances to providers not yet expensed.

NOTES TO FINANCIAL STATEMENTS

1. SUMMARY OF SIGNIFICANT ACCOUNTING POLICIES

Effective January 1, 2016, the UnitedHealthcare, Plan of the River Valley, Inc. (the "Company") novated its Centers for Medicare and Medicaid Services ("CMS") Medicare Advantage contract to affiliate, UnitedHealthcare of Wisconsin, Inc. ("UHCWI"). The novation agreement resulted in full control of the contract being transferred to UHCWI at \$0 net book value for dates of service on or after January 1, 2016. Approval for this novation was received from CMS and the State of Illinois Department of Insurance (the "Department"). There was no transfer of assets or surplus as a result of the novation.

A. Accounting Practices

The statutory basis financial statements of the Company are presented on the basis of accounting practices prescribed and permitted by the Department.

The Department recognizes only statutory accounting practices, prescribed and permitted by the State of Illinois, for determining and reporting the financial condition and results of operations of a health maintenance organization, for determining its solvency under Illinois Insurance Law. The state prescribes the use of the National Association of Insurance Commissioners' ("NAIC") Accounting Practices and Procedures manual ("NAIC SAP") in effect for the accounting periods covered in the statutory basis financial statements.

No significant differences exist between the practices prescribed and permitted by the State of Illinois and those prescribed and permitted by the NAIC SAP which materially affect the statutory basis net income and capital and surplus, as illustrated in the table below:

	State of Domicile	March 31 2016	December 31, 2015
Net Income			
(1) Company state basis	Illinois	\$ 5,566,406	\$ 62,453,637
(2) State prescribed practices that increase/(decrease) NAIC SAP: Not applicable	Illinois	-	-
(3) State permitted practices that increase/(decrease) NAIC SAP: Not applicable	Illinois	-	-
(4) NAIC SAP (1-2-3=4)	Illinois	<u>\$ 5,566,406</u>	<u>\$ 62,453,637</u>
Capital and Surplus			
(5) Company state basis	Illinois	\$ 419,602,706	\$ 423,305,536
(6) State prescribed practices that increase/(decrease) NAIC SAP: Not applicable	Illinois	-	-
(7) State permitted practices that increase/(decrease) NAIC SAP: Not applicable	Illinois	-	-
(8) NAIC SAP (5-6-7=8)	Illinois	<u>\$ 419,602,706</u>	<u>\$ 423,305,536</u>

B. Use of Estimates in the Preparation of the Statutory Basis Financial Statements

No significant change.

C. Accounting Policy

(1–5) No significant change.

(6) U.S. government and agency securities and corporate debt securities include loan-backed securities (mortgage-backed securities and asset-backed securities), which are valued using the retrospective adjustment methodology. Prepayment assumptions for the determination of the amortized cost of loan-backed securities are based on a three-month constant prepayment rate history obtained from external data source vendors. The Company's investment policy limits investments in nonagency residential mortgage-backed securities, including home equity and sub-prime mortgages, to 10% of total cash and invested assets. Total combined investments in mortgage-backed securities or asset-backed securities cannot exceed more than 30% of total cash and invested assets.

(7–13) No significant change.

D. Going Concern

No significant change.

2. ACCOUNTING CHANGES AND CORRECTION OF ERRORS

No significant change.

3. BUSINESS COMBINATIONS AND GOODWILL

A–D. No significant change.

4. DISCONTINUED OPERATIONS

A. Discontinued Operation Disposed of or Classified as Held for Sale

(1–5) Effective January 1, 2016, the Company novated its CMS Medicare Advantage contract to affiliate, UHCWI. The novation agreement resulted in full control of the contract being transferred to UHCWI at \$0 net book value for dates of service on or after January 1, 2016. Approval for this novation was received from CMS and the Department. There was no transfer of assets or surplus as a result of the novation

B. Change in Plan of Sale of Discontinued Operations — Not applicable.

C. Nature of any Significant Continuing Involvement with Discontinued Operations after Disposal — Not applicable.

D. Equity Interest Retained in the Discontinued Operation after Disposal — Not applicable.

5. INVESTMENTS AND OTHER INVESTED ASSETS

A. Mortgage Loans, including Mezzanine Real Estate Loans

No significant change.

B. Debt Restructuring

No significant change.

C. Reverse Mortgages

No significant change.

D. Loan-Backed Securities

(1) Loan-backed securities are valued using the retrospective adjustment methodology. Prepayment assumptions for the determination of the amortized cost of loan-backed securities are based on a three-month constant prepayment rate history obtained from external data source vendors.

(2) The Company did not recognize any other-than-temporary impairments (“OTTI”) on loan-backed securities as of March 31, 2016.

(3) As of March 31, 2016, the Company did not have any loan-backed securities with an OTTI to report by CUSIP.

- (4) The following table illustrates the fair value, gross unrealized losses, and length of time that the loan-backed securities have been in a continuous unrealized loss position as of March 31, 2016 and December 31, 2015:

	March 31, 2016
The aggregate amount of unrealized losses:	
1. Less than 12 months	\$ 66,692
2. 12 Months or longer	178,601
The aggregate related fair value of securities with unrealized losses:	
1. Less than 12 months	15,703,844
2. 12 Months or longer	15,278,200
	December 31, 2015
The aggregate amount of unrealized losses:	
1. Less than 12 months	\$ 584,899
2. 12 Months or longer	410,345
The aggregate related fair value of securities with unrealized losses:	
1. Less than 12 months	83,111,485
2. 12 Months or longer	13,642,069

- (5) The Company believes that it will collect all principal and interest due on all investments that have an amortized cost in excess of fair value. The unrealized losses as of March 31, 2016 were primarily caused by interest rate increases and not by unfavorable changes in the credit ratings associated with these securities.

E. Repurchase Agreements and/or Securities Lending Transactions

No significant change.

F. Real Estate

No significant change.

G. Low-Income Housing Tax Credits

No significant change.

H. Restricted Assets

No significant change.

I. Working Capital Finance Investments

Not applicable.

J. Offsetting and Netting of Assets and Liabilities

The Company does not have any offsetting or netting of assets and liabilities as it relates to derivatives, repurchase and reverse repurchase agreements, and securities borrowing and securities lending activities.

K. Structured Notes

No significant change.

6. JOINT VENTURES, PARTNERSHIPS, AND LIMITED LIABILITY COMPANIES

A–B. No significant change.

7. INVESTMENT INCOME

A–B. No significant change.

8. DERIVATIVE INSTRUMENTS

A–F. No significant change.

9. INCOME TAXES

A–G. The provision for federal income taxes incurred is different from that which would be obtained by applying the statutory federal income tax rate of 35% to net gain before federal income taxes and net

realized capital gains primarily as a result of the annual health insurer fee under Section 9010 of the Patient Protection and Affordable Care Act ("ACA") which is non-deductible for tax purposes. The Company is required to expense 100% of the estimated annual fee on January 1, 2016. The Company's health insurer fee impact is \$41,171,389 in 2016, which will be paid in September 2016.

10. INFORMATION CONCERNING PARENT, SUBSIDIARIES, AND AFFILIATES

A–N. Material Related Party Transactions

No significant change.

11. DEBT

A–B. No significant change.

12. RETIREMENT PLANS, DEFERRED COMPENSATION, POSTEMPLOYMENT BENEFITS AND COMPENSATED ABSENCES, AND OTHER POSTRETIREMENT BENEFIT PLANS

A–I. The Company has no defined benefit plans, defined contribution plans, multiemployer plans, consolidated/holding company plans, postemployment benefits, and compensated absences plans and is not impacted by the Medicare Modernization Act on postretirement benefits, since all personnel are employees of United HealthCare Services, Inc. ("UHS"), which provides services to the Company under the terms of a management agreement.

13. CAPITAL AND SURPLUS, SHAREHOLDERS' DIVIDEND RESTRICTIONS, AND QUASI-REORGANIZATIONS

(1–13) No significant change.

14. LIABILITIES, CONTINGENCIES AND ASSESSMENTS

A–F. No significant change.

15. LEASES

A–B. No significant change.

16. INFORMATION ABOUT FINANCIAL INSTRUMENTS WITH OFF-BALANCE-SHEET RISK AND FINANCIAL INSTRUMENTS WITH CONCENTRATIONS OF CREDIT RISK

(1–4) No significant change.

17. SALE, TRANSFER, AND SERVICING OF FINANCIAL ASSETS AND EXTINGUISHMENTS OF LIABILITIES

A. The Company did not have any transfers of receivables reported as sales as of March 31, 2016 or December 31, 2015.

B. The Company did not have any transfer and servicing of financial assets as of March 31, 2016 or December 31, 2015.

C. No transactions involving wash sales of securities with an NAIC designation of 3 or below or unrated securities occurred as of March 31, 2016 or the year ended December 31, 2015.

18. GAIN OR LOSS TO THE REPORTING ENTITY FROM UNINSURED PLANS AND THE UNINSURED PORTION OF PARTIALLY INSURED PLANS

A–B. No significant change.

C. Medicare or Other Similarly Structured Cost Based Reimbursement Contract

The Medicare Part D program is a partially insured plan. The Company recorded a receivable in amounts receivable relating to uninsured plans in the statutory basis statements of admitted assets, liabilities, and capital and surplus of \$11,552,062 and \$16,250,998 as of March 31, 2016 and December 31, 2015, respectively, for cost reimbursement under the Medicare Part D program for the catastrophic reinsurance and low-income member cost-sharing subsidies. The Company also recorded a receivable of \$199,651 and \$1,832,535 and a payable of \$8,177,656 and \$8,175,865 as of March 31, 2016 and December 31, 2015, respectively, for the Medicare Part D Coverage Gap Discount Program in amounts receivable relating to uninsured plans and liability for amounts held under uninsured plans, respectively, in the statutory basis statements of admitted assets, liabilities, and capital and surplus.

The Company participates in administering the payments for TennCare's PBM. There is no risk to the Company as a result of these transactions. The Company recorded a premium tax receivable from TennCare of \$5,323,070 and \$5,530,408, as of March 31, 2016 and December 31, 2015, respectively,

which is included in amounts receivable relating to uninsured plans in the statutory basis statements of admitted assets, liabilities, and capital and surplus.

19. DIRECT PREMIUM WRITTEN/PRODUCED BY MANAGING GENERAL AGENTS/THIRD-PARTY ADMINISTRATORS

No significant change.

20. FAIR VALUE MEASUREMENT

The NAIC SAP defines fair value, establishes a framework for measuring fair value, and outlines the disclosure requirements related to fair value measurements. The fair value hierarchy is as follows:

Level 1 — Quoted (unadjusted) prices for identical assets in active markets.

Level 2 — Other observable inputs, either directly or indirectly, including:

- Quoted prices for similar assets in active markets;
- Quoted prices for identical or similar assets in nonactive markets (few transactions, limited information, noncurrent prices, high variability over time, etc.);
- Inputs other than quoted prices that are observable for the asset (interest rates, yield curves, volatilities, default rates, etc.);
- Inputs that are derived principally from or corroborated by other observable market data.

Level 3 — Unobservable inputs that cannot be corroborated by observable market data.

The estimated fair values of bonds and short-term investments are based on quoted market prices, where available. The Company obtains one price for each security primarily from a third-party pricing service (“pricing service”), which generally uses quoted prices or other observable inputs for the determination of fair value. The pricing service normally derives the security prices through recently reported trades for identical or similar securities, making adjustments through the reporting date based upon available observable market information. For securities not actively traded, the pricing service may use quoted market prices of comparable instruments or discounted cash flow analyses, incorporating inputs that are currently observable in the markets for similar securities. Inputs that are often used in the valuation methodologies include, but are not limited to, non-binding broker quotes, benchmark yields, credit spreads, default rates and prepayment speeds. As the Company is responsible for the determination of fair value, it performs quarterly analyses on the prices received from the pricing service to determine whether the prices are reasonable estimates of fair value. Specifically, the Company compares the prices received from the pricing service to a secondary pricing source; prices reported by its custodian, its investment consultant and third-party investment advisors. Additionally, the Company compares changes in the reported market values and returns to relevant market indices to test the reasonableness of the reported prices. The Company’s internal price verification procedures and review of fair value methodology documentation provided by independent pricing services have not historically resulted in an adjustment in the prices obtained from the pricing service.

In instances in which the inputs used to measure fair value fall into different levels of the fair value hierarchy, the fair value measurement has been determined based on the lowest-level input that is significant to the fair value measurement in its entirety. The Company’s assessment of the significance of a particular item to the fair value measurement in its entirety requires judgment, including the consideration of inputs specific to the asset or liability.

A. Fair Value**(1) Fair Value Measurements at Reporting Date**

The Company does not have financial assets measured and reported at fair value at December 31, 2015. The following table presents information about the Company's financial assets that are measured and reported at fair value at March 31, 2016 in the statutory basis statements of admitted assets, liabilities, and capital and surplus according to the valuation techniques the Company used to determine their fair values:

Description for Each Class of Asset or Liability	March 31, 2016			
	(Level 1)	(Level 2)	(Level 3)	Total
a. Assets at fair value:				
Perpetual preferred stock:				
Industrial and misc Parent, subsidiaries, and affiliates	\$ -	\$ -	\$ -	\$ -
Total perpetual preferred stocks	-	-	-	-
Bonds:				
U.S. governments	-	-	-	-
Industrial and misc	-	2,001,440	-	2,001,440
Hybrid securities	-	-	-	-
Parent, subsidiaries, and affiliates	-	-	-	-
Total bonds	-	2,001,440	-	2,001,440
Common stock:				
Industrial and misc	-	-	-	-
Parent, subsidiaries, and affiliates	-	-	-	-
Total common stock	-	-	-	-
Derivative assets:				
Interest rate contracts	-	-	-	-
Foreign exchange contracts	-	-	-	-
Credit contracts	-	-	-	-
Commodity futures contracts	-	-	-	-
Commodity forward contracts	-	-	-	-
Total derivatives	-	-	-	-
Separate account assets	-	-	-	-
Total assets at fair value	\$ -	\$ 2,001,440	\$ -	\$ 2,001,440
b. Liabilities at fair value:				
Derivative liabilities	\$ -	\$ -	\$ -	\$ -
Total liabilities at fair value	\$ -	\$ -	\$ -	\$ -

There were no transfers between Levels 1 and 2 during the three months ended March 31, 2016 and the year ended December 31, 2015.

- (2)** The Company's financial assets with fair value hierarchy of level 3 represents investments in low-income housing tax credit investments. These investments are recorded and reported at cost of \$17,279,522 and \$17,777,164 at March 31, 2016 and December 31, 2015, respectively, which approximates fair value, as there is no readily available market.
- (3)** Transfers between fair value hierarchy levels, if any, are recorded as of the beginning of the reporting period in which the transfer occurs. There were no transfers between Levels 1, 2 or 3 of any financial assets or liabilities during the three months ended March 31, 2016 and the year ended December 31, 2015.
- (4) Investments** — Fair values of debt securities are based on quoted market prices, where available. The Company obtains one price for each security primarily from a third-party pricing service, which generally uses quoted prices or other observable inputs for the determination of fair value. The pricing service normally derives the security prices through recently reported trades for identical or similar securities, and, if necessary, makes adjustments through the reporting date based upon available observable market information. For securities not actively traded, the pricing service may use quoted market prices of comparable instruments or

STATEMENT AS OF MARCH 31, 2016 OF THE UnitedHealthcare Plan of the River Valley, Inc.

discounted cash flow analyses, incorporating inputs that are currently observable in the markets for similar securities. Inputs that are often used in the valuation methodologies include, but are not limited to, benchmark yields, credit spreads, default rates, prepayment speeds and non-binding broker quotes. As the Company is responsible for the determination of fair value, it performs quarterly analyses on the prices received from the pricing service to determine whether the prices are reasonable estimates of fair value. Specifically, the Company compares the prices received from the pricing service to prices reported by a secondary pricing source, such as its custodian, its investment consultant and third-party investment advisors. Additionally, the Company compares changes in the reported market values and returns to relevant market indices to test the reasonableness of the reported prices. The Company's internal price verification procedures and reviews of fair value methodology documentation provided by independent pricing services have not historically resulted in adjustment in the prices obtained from the pricing service.

Low-Income Housing Tax-Credit Investments — The fair values of Level 3 investments in Low-Income Housing securities are deemed held-to-maturity as there is no active market and they will not be sold. Because of this, these securities are held at amortized cost. Should any contractual breakage occur that jeopardizes the ability to receive the tax credits associated with these securities, an impairment will be recognized. As of March 31, 2016, these investments are performing in accordance with their original contract terms.

(5) The Company has no derivative assets and liabilities to disclose.

B. Fair Value Combination — Not applicable.

C. Aggregate Fair Value Hierarchy

The aggregate fair value by hierarchy of all financial instruments as of March 31, 2016 and December 31, 2015, is presented in the table below:

March 31, 2016						
Types of Financial Investment	Aggregate Fair Value	Admitted Assets	(Level 1)	(Level 2)	(Level 3)	Not Practical Carrying Value
U.S. government and agency securities	\$ 205,714,562	\$ 204,860,219	\$ 124,679,457	\$ 81,035,105	\$ -	\$ -
State and agency municipal securities	147,074,682	143,748,606	-	147,074,682	-	-
City and county municipal securities	104,776,833	101,664,865	-	104,776,833	-	-
Corporate debt securities (includes commercial paper)	216,204,488	216,008,095	-	216,204,488	-	-
Money-market funds	47,728,919	47,728,919	47,728,919	-	-	-
Other invested assets	<u>17,279,522</u>	<u>17,279,522</u>	<u>-</u>	<u>-</u>	<u>17,279,522</u>	<u>-</u>
Total bonds, short-term investments, and other invested assets	<u>\$ 738,779,006</u>	<u>\$ 731,290,226</u>	<u>\$ 172,408,376</u>	<u>\$ 549,091,108</u>	<u>\$ 17,279,522</u>	<u>\$ -</u>
December 31, 2015						
Types of Financial Investment	Aggregate Fair Value	Admitted Assets	(Level 1)	(Level 2)	(Level 3)	Not Practical Carrying Value
U.S. government and agency securities	\$ 188,071,665	\$ 189,170,715	\$ 104,113,135	\$ 83,958,530	\$ -	\$ -
State and agency municipal securities	147,544,133	145,089,444	-	147,544,133	-	-
City and county municipal securities	102,565,676	100,198,755	-	102,565,676	-	-
Corporate debt securities (includes commercial paper)	215,822,667	218,403,893	-	215,822,667	-	-
Money-market funds	208,088,356	208,088,356	208,088,356	-	-	-
Other invested assets	<u>17,777,164</u>	<u>17,777,164</u>	<u>-</u>	<u>-</u>	<u>17,777,164</u>	<u>-</u>
Total bonds, short-term investments, and other invested assets	<u>\$ 879,869,661</u>	<u>\$ 878,728,327</u>	<u>\$ 312,201,491</u>	<u>\$ 549,891,006</u>	<u>\$ 17,777,164</u>	<u>\$ -</u>

Included as Level 1 in U.S. government and agency securities in the fair value hierarchy tables above are U.S. Treasury securities of \$124,679,457 and \$104,113,135 as of March 31, 2016 and December 31, 2015, respectively.

Included as Level 2 in corporate debt securities in the fair value hierarchy tables above are commercial paper investments of \$998,585 and \$996,886 as of March 31, 2016 and December 31, 2015, respectively. The commercial paper investments are included in short-term investments in the statutory basis statements of admitted assets, liabilities, and capital and surplus.

D. Not Practicable to Estimate Fair Value — Not applicable.

21. OTHER ITEMS

The Company recorded receivables related to retroactive policies and estimated withholds of \$2,714,242 and \$324,942 as of December 31, 2015 for the TennCare Medicaid and CHOICES programs, respectively. As of March 31, 2016, the Company has collected \$2,349,080 and \$449,890 related to retroactive policies and estimated withholds related to these prior year balances for Medicaid and CHOICES programs,

respectively. As of March 31, 2016, there is \$747,456 and \$170,150 remaining for prior year for TennCare retroactive receivables and estimated withholds for Medicaid and CHOICES programs, respectively. These amounts are included in premiums and considerations in the statutory basis financial statements.

The Company has recorded payables for estimated recoupments of \$25,547,760 for TennCare Medicaid and CHOICES, net as of December 31, 2015. Currently, \$25,547,760 still remains for estimated recoupments for Medicaid and CHOICES, net, for the prior year. The estimated recoupments are included in premiums received in advance in the statutory basis financial statements.

The Company continues to refine the estimated recoupments on the CHOICES product. The impact of further refining the estimates due to updated information and additional history with the CHOICES product could result in a reduction to the amounts previously reported as net premium income. However, the Company is unable to accurately estimate the financial impact of the change at this time and any change would be reflected in operating results in the period in which the change in the estimate is identified.

A–H. No significant change.

22. EVENTS SUBSEQUENT

The Company has signed and entered into a contract with the Iowa Department of Human Services to deliver healthcare services for the Iowa Medicaid, Iowa Health and Wellness Plan, and Healthy and Well Kids in Iowa programs. The contract is effective April 1, 2016 through June 30, 2017 and may be extended for two one-year periods. The Company estimates its membership will increase by approximately 190,981 members or 23% effective April 1, 2016. In relation to this contract, the Company has recorded a premium deficiency reserve of \$77,366,000 which is included in aggregate health policy reserves in the statutory basis statements of admitted assets, liabilities, and capital and surplus as of March 31, 2016 and December 31, 2015.

23. REINSURANCE

A–D. No significant change.

24. RETROSPECTIVELY RATED CONTRACTS AND CONTRACTS SUBJECT TO REDETERMINATION

A–B. No significant change.

C. The Company has Medicare Part D risk-corridor amounts from CMS which are subject to a retrospectively rated feature related to Part D premiums. The Company has estimated accrued retrospective premiums related to certain Part D premiums based on guidelines determined by CMS. The formula is tiered and based on the bid medical loss ratio. The amount of Medicare Part D direct premiums written subject to this retrospectively rated feature was \$11,722,281 and \$104,275,150 representing, 1.6% and 3.0% of total direct premiums written as of March 31, 2016 and December 31, 2015, respectively.

The Company has risk-adjustment amounts from CMS which are subject to a redetermination feature related to Medicare premiums. The Company has estimated premium adjustments for changes to each member's health scores based on guidelines determined by CMS. The total amount of Medicare direct premiums written for which a portion is subject to redetermination features was \$162,604,191 and \$1,209,704,911 representing, 23% and 35% of total direct premiums written as of March 31, 2016 and December 31, 2015, respectively.

- D. The Company is required to maintain specific minimum loss ratios on the comprehensive commercial and Medicare lines of business. The following table discloses the minimum medical loss ratio rebate liability which is included in aggregate health policy reserves in the statutory basis statements of admitted assets, liabilities, and capital and surplus for the three months ended March 31, 2016 and the year ended December 31, 2015:

	1 Individual	2 Small Group Employer	3 Large Group Employer	4 Other Categories with Rebates	5 Total
Prior reporting year:					
(1) Medical loss ratio rebates incurred	\$ -	\$ 202,751	\$ 402,669	\$ -	\$ 605,420
(2) Medical loss ratio rebates paid	-	-	177,934	-	177,934
(3) Medical loss rebates unpaid	-	202,751	237,943	-	440,694
(4) Plus reinsurance assumed amounts	XXX	XXX	XXX	XXX	-
(5) Less reinsurance ceded amounts	XXX	XXX	XXX	XXX	-
(6) Rebates unpaid net of reinsurance	XXX	XXX	XXX	XXX	440,694
Current reporting year-to-date:					
(7) Medical loss ratio rebates incurred	\$ -	\$ (158,124)	\$ 16,020	\$ -	\$ (142,104)
(8) Medical loss ratio rebates paid	-	-	-	-	-
(9) Medical loss rebates unpaid	-	44,627	253,963	-	298,590
(10) Plus reinsurance assumed amounts	XXX	XXX	XXX	XXX	-
(11) Less reinsurance ceded amounts	XXX	XXX	XXX	XXX	-
(12) Rebates unpaid net of reinsurance	XXX	XXX	XXX	XXX	298,590

E. Risk-Sharing Provisions of the Affordable Care Act

- (1) The Company has accident and health insurance premiums in 2016 subject to the risk-sharing provisions of the ACA.

The ACA imposed fees and premium stabilization provisions on health insurance issuers offering comprehensive commercial health insurance. The three premium stabilization programs are commonly referred to as the 3Rs – risk adjustment, reinsurance, and risk corridors.

Risk Adjustment – The permanent risk adjustment program, designed to mitigate the potential impact of adverse selection and provide stability for health insurance issuers, applies to all non-grandfathered not subject to transitional relief in the individual and small group markets both inside and outside of the insurance exchanges. Premium adjustments pursuant to the risk adjustment program are accounted for as premium subject to redetermination and user fees are accounted for as assessments.

Reinsurance – The transitional reinsurance program was designed to protect issuers in the individual market from an expected increase in large claims due to the elimination of preexisting condition limitations. The transitional reinsurance program is effective from 2014 through 2016 and applies to all issuers of major medical commercial products and third party administrators. Contributions attributable to enrollees in ACA compliant individual plans, including program administrative costs, are accounted for as ceded premium and payments received are accounted for as ceded benefit recoveries. The portion of the individual contributions earmarked for the U.S. Treasury is accounted for as an assessment. Contributions made for enrollees in fully insured plans other than ACA compliant individual plans, including program administrative costs and payments to the U.S. Treasury, are treated as assessments.

Risk Corridors – The temporary risk corridors program, designed to provide some aggregate protection against variability for issuers in the individual and small group markets during the period 2014 through 2016, applies to Qualified Health Plans in the individual and small group markets both inside and outside of the insurance exchanges. Premium adjustments pursuant to the risk corridors program are accounted for as premium adjustments for retrospectively rated contracts.

STATEMENT AS OF MARCH 31, 2016 OF THE UnitedHealthcare Plan of the River Valley, Inc.

(2) The following table presents the current year impact of risk-sharing provisions of the on assets, liabilities and operations.

a. Permanent ACA Risk Adjustment Program	March 31, 2016
<u>Assets</u>	
1. Premium adjustments receivable due to ACA Risk Adjustment	\$ 2,099,146
<u>Liabilities</u>	
2. Risk adjustment user fees payable for ACA Risk Adjustment	\$ 4,199
3. Premium adjustments payable due to ACA Risk Adjustment	\$ 1,726,187
<u>Operations (Revenue & Expense)</u>	
4. Reported as revenue in premium for accident and health contracts (written/collected) due to ACA Risk Adjustment	\$ 229,863
5. Reported in expenses as ACA risk adjustment user fees (incurred/paid)	\$ 1,666
b. Transitional ACA Reinsurance Program	
<u>Assets</u>	
1. Amounts recoverable for claims paid due to ACA Reinsurance	\$ -
2. Amounts recoverable for claims unpaid due to ACA Reinsurance (Contra Liability)	\$ -
3. Amounts receivable relating to uninsured plans for contributions for ACA Reinsurance	\$ -
<u>Liabilities</u>	
4. Liabilities for contributions payable due to ACA Reinsurance - not reported as ceded premium	\$ 674,873
5. Ceded reinsurance premiums payable due to ACA Reinsurance	\$ -
6. Liability for amounts held under uninsured plans contributions for ACA Reinsurance	\$ -
<u>Operations (Revenue & Expense)</u>	
7. Ceded reinsurance premiums due to ACA Reinsurance	\$ -
8. Reinsurance recoveries (income statement) due to ACA reinsurance payments or expected payments	\$ -
9. ACA Reinsurance contributions - not reported as ceded premium	\$ 234,983
c. Temporary ACA Risk Corridors Program	
<u>Assets</u>	
1. Accrued retrospective premium due to ACA Risk Corridors	\$ -
<u>Liabilities</u>	
2. Reserve for rate credits or policy experience rating refunds due to ACA Risk Corridors	\$ -
<u>Operations (Revenue & Expense)</u>	
3. Effect of ACA Risk Corridors on net premium income (paid/received)	\$ -
4. Effect of ACA Risk Corridors on change in reserves for rate credits	\$ -

The following table discloses ACA risk corridor receivable balances by risk corridor program year.

Risk Corridors Program Year:	(A) Estimated Amount to be Filed or Final Amount Filed with CMS	(B) Non-Accrued Amounts for Impairment or Other Reasons	(C) Amounts received from CMS	(D)=(A)-(B)-(C) Asset Balance (Gross of Non-admissions)	(E) Non-admitted Amount	(F)=(D)-(E) Net Admitted Asset
2014	\$ -	\$ -	\$ -	\$ -	\$ -	\$ -
2015	-	-	-	-	-	-
2016	-	-	-	-	-	-
Total	\$ -	\$ -	\$ -	\$ -	\$ -	\$ -

STATEMENT AS OF MARCH 31, 2016 OF THE UnitedHealthcare Plan of the River Valley, Inc.

(3) The following table is a rollforward of prior year ACA risk-sharing provisions for asset and liability balances, along with reasons for adjustments to prior year balances.

					Differences		Adjustments		Unsettled Balances as of the Reporting Date		
	Accrued During the Prior Year on Business Written Before December 31 of the Prior Year		Received or Paid as of the Current Year on Business Written Before December 31 of the Prior Year		Prior Year Accrued Less Payments (Col 1-3)	Prior Year Accrued Less Payments (Col 2-4)	To Prior Year Balances	To Prior Year Balances	Cumulative Balance from Prior Years (Col 1-3+7)	Cumulative Balance from Prior Years (Col 2-4+8)	
	1 Receivable	2 (Payable)	3 Receivable	4 (Payable)	5 Receivable	6 (Payable)	7 Receivable	8 (Payable)	9 Ref	10 Receivable	11 (Payable)
a. Permanent ACA Risk Adjustment Program											
1. Premium Adjustment Receivable	\$ 1,574,619	\$ -	\$ -	\$ -	\$ 1,574,619	\$ -	\$ 74,495	\$ -	A	\$ 1,649,115	\$ -
2. Premium Adjustment (Payable)	-	(1,431,523)	-	-	-	(1,431,523)	-	31,956	B	-	(1,399,567)
3. Subtotal ACA Permanent Risk Adjustment Program	1,574,619	(1,431,523)	-	-	1,574,619	(1,431,523)	74,495	31,956		1,649,115	(1,399,567)
b. Transitional ACA Reinsurance Program											
1. Amounts recoverable for claims paid	-	-	-	-	-	-	-	-	C	-	-
2. Amounts recoverable for claims unpaid (contra liability)	-	-	-	-	-	-	-	-	D	-	-
3. Amounts receivable relating to uninsured plans	-	-	-	-	-	-	-	-	E	-	-
4. Liabilities for contributions payable due to ACA Reinsurance - not reported as ceded premium	-	(1,759,560)	-	(1,319,670)	-	(439,890)	-	-	F	-	(439,890)
5. Ceded reinsurance premiums payable	-	-	-	-	-	-	-	-	G	-	-
6. Liability for amounts held under uninsured plans	-	-	-	-	-	-	-	-	H	-	-
7. Subtotal ACA Transitional Reinsurance Program	-	(1,759,560)	-	(1,319,670)	-	(439,890)	-	-		-	(439,890)
c. Temporary ACA Risk Corridors Program											
1. Accrued retrospective premium	-	-	-	-	-	-	-	-	I	-	-
2. Reserve for rate credits or policy experience rating refunds	-	-	-	-	-	-	-	-	J	-	-
3. Subtotal ACA Risk Corridors Program	-	-	-	-	-	-	-	-		-	-
d. Total for ACA Risk Sharing Provisions	\$ 1,574,619	\$ (3,191,083)	\$ -	\$ (1,319,670)	\$ 1,574,619	\$ (1,871,413)	\$ 74,495	\$ 31,956		\$ 1,649,115	\$ (1,839,457)

Explanation of Adjustments

A. The risk adjustment receivable as of March 31, 2016 was adjusted based on estimated state risk transfer factors by risk pool utilizing paid claims through December 31, 2015. The risk adjustment receivable as of December 31, 2015 utilized paid claims through October 31, 2015. The ending receivable reflects the sum of the receivables at the legal entity, state and market level.

B. The risk adjustment payable as of March 31, 2016 was adjusted based on estimated state risk transfer factors by risk pool utilizing paid claims through December 31, 2015. The risk adjustment payable as of December 31, 2015 utilized paid claims through October 31, 2015. The ending payable reflects the sum of the payables at the legal entity, state and market level.

C. N/A

D. N/A

E. N/A

F. N/A

G. N/A

H. N/A

I. N/A

J. N/A

STATEMENT AS OF MARCH 31, 2016 OF THE UnitedHealthcare Plan of the River Valley, Inc.

The following table discloses risk corridor receivables and payables by risk corridor program year.

	Accrued as of December 31 of the prior reporting year		Received or Paid as of the Current Period on Business Written For the Risk Corridors Program Year		Differences		Adjustments		Unsettled Balances as of the Reporting Date	
	1	2	3	4	5	6	7	8	9	10
	Receivable	(Payable)	Receivable	(Payable)	Receivable	(Payable)	Receivable	(Payable)	Ref	Receivable (Payable)
Risk Corridors Program Year:										
2014										
Accrued Retrospective premium	\$ -	\$ -	\$ -	\$ -	\$ -	\$ -	\$ -	\$ -	A	\$ - \$ -
Reserve for rate credits or policy experience rating refunds	-	-	-	-	-	-	-	-	B	- -
Accrued Retrospective premium	-	-	-	-	-	-	-	-	C	- -
2015										
Reserve for rate credits or policy experience rating refunds	-	-	-	-	-	-	-	-	D	- -
Accrued Retrospective premium	-	-	-	-	-	-	-	-	E	- -
2016										
Reserve for rate credits or policy experience rating refunds	-	-	-	-	-	-	-	-	F	- -
Total for Risk Corridors	\$ -	\$ -	\$ -	\$ -	\$ -	\$ -	\$ -	\$ -		\$ - \$ -

A. N/A
B. N/A
C. N/A
D. N/A
E. N/A
F. N/A

25. CHANGE IN INCURRED CLAIMS AND CLAIMS ADJUSTMENT EXPENSES

Changes in estimates related to the prior year incurred claims are included in total hospital and medical expenses in the current year in the statutory basis statements of operations. The following tables disclose paid claims, incurred claims, and the balance in the claims unpaid, accrued medical incentive pool and bonus amounts, aggregate health claim reserves, and health care receivable (excluding provider loans and advances net yet expensed) at March 31, 2016 and December 31, 2015:

	March 31, 2016		
	Current Year Incurred Claims	Prior Years Incurred Claims	Total
Beginning of year claim reserve	\$ -	\$ (303,199,364)	\$ (303,199,364)
Paid claims—net of health care receivable	381,835,165	193,810,864	575,646,029
End of year claim reserve	<u>200,268,834</u>	<u>62,083,268</u>	<u>262,352,102</u>
Incurred claims excluding the change in health care receivable	582,103,999	(47,305,232)	534,798,767
Beginning of year health care receivable*	-	63,267,649	63,267,649
End of year health care receivable*	<u>(22,081,772)</u>	<u>(30,587,213)</u>	<u>(52,668,985)</u>
Total incurred claims	<u>\$ 560,022,227</u>	<u>\$ (14,624,796)</u>	<u>\$ 545,397,431</u>

*Health care receivable excludes provider loans and advances not yet expensed of \$2,766,000 and \$589,000 for 2016 and 2015, respectively.

	December 31, 2015		
	Current Year Incurred Claims	Prior Years Incurred Claims	Total
Beginning of year claim reserve	\$ -	\$ (373,813,462)	\$ (373,813,462)
Paid claims—net of health care receivable	2,444,755,232	267,642,767	2,712,397,999
End of year claim reserve	<u>289,228,546</u>	<u>13,970,818</u>	<u>303,199,364</u>
Incurred claims excluding the change in health care receivable	2,733,983,778	(92,199,877)	2,641,783,901
Beginning of year health care receivable	-	67,011,365	67,011,365
End of year health care receivable*	<u>(56,068,134)</u>	<u>(7,199,515)</u>	<u>(63,267,649)</u>
Total incurred claims	<u>\$ 2,677,915,644</u>	<u>\$ (32,388,027)</u>	<u>\$ 2,645,527,617</u>

*Health care receivable excludes provider loans and advances not yet expensed of \$589,000 and \$0 for 2015 and 2014, respectively.

STATEMENT AS OF MARCH 31, 2016 OF THE UnitedHealthcare Plan of the River Valley, Inc.

The liabilities for claims unpaid, accrued medical incentive pool and bonus amounts, and aggregate health claim reserves, net of health care receivable (excluding provider loans and advances net yet expensed) as of December 31, 2015 was \$239,931,715. As of March 31, 2016, \$193,810,864 has been paid for incurred claims attributable to insured events of prior years. Reserves remaining for prior years, net of healthcare receivable (excluding provider loans and advances net yet expensed) are now \$31,496,055 as a result of re-estimation of unpaid claims. Therefore, there has been \$14,624,796 favorable prior year development since December 31, 2015 to March 31, 2016. The primary drivers consist of favorable developments of \$1,704,770 in retroactivity for inpatient, outpatient, physician, and pharmacy claims, \$10,850,441 as a result of a change in the provision for adverse deviations in experience and \$4,011,890 in capitation, partially offset by unfavorable development of \$2,967,370 in risk share activity. At December 31, 2015, the Company recorded \$32,388,027 of favorable development comprised of \$17,169,926 in retroactivity for inpatient, outpatient, physician, and pharmacy claims and favorable development of \$15,560,534 as a result of a change in the provision for adverse deviations in experience. Original estimates are increased or decreased, as additional information becomes known regarding individual claims, including the medical loss ratio rebate accruals. Included in this favorable development is the impact related to retrospectively rated policies, which also has a corresponding impact on medical loss ratio rebates. As a result of the prior year effects, on a regular basis, the Company adjusts revenue and the corresponding liability and/or receivable related to retrospectively rated policies and the impact of the change is included as a component of change in reserve for rate credits in the statutory basis statements of operations.

The Company incurred claims adjustment expenses of \$41,693,045 and \$168,138,242 for the three months ended March 31, 2016 and the year ended December 31, 2015, respectively. These costs are included in the management service fees paid by the Company to UHS as a part of its management agreement. The following tables disclose paid claims adjustment expense ("CAE"), incurred CAE, and the balance in the unpaid claims adjustment expenses reserve for the three months ended March 31, 2016 and the year ended December 31, 2015:

	March 31, 2016	December 31, 2015
Total claims adjustment expenses incurred	\$ 41,693,045	\$ 168,138,242
Less current year unpaid claims adjustment expenses	(3,674,535)	(4,141,511)
Add prior year unpaid claims adjustment expenses	<u>4,141,511</u>	<u>5,159,859</u>
Total claims adjustment expenses paid	<u>\$ 42,160,021</u>	<u>\$ 169,156,590</u>

26. INTERCOMPANY POOLING ARRANGEMENTS

A–G. No significant change.

27. STRUCTURED SETTLEMENTS

A–B. No significant change.

28. HEALTH CARE AND OTHER AMOUNTS RECEIVABLE

A. Pharmacy rebates receivable are recorded when reasonably estimated or billed by the affiliated or non-affiliated pharmaceutical benefit manager in accordance with pharmaceutical rebate contract provisions. Information used to support rebates billed to the manufacturer is based on utilization information gathered by the pharmaceutical benefit manager and adjusted for significant changes in pharmaceutical contract provisions.

The Company evaluates admissibility of all pharmacy rebates receivable based on the administration of each underlying pharmaceutical benefit management agreement. The Company has non-admitted all pharmacy rebates receivable that do not meet the admissibility criteria of Statement of Statutory Accounting Principles ("SSAP") No. 84, *Certain Health Care Receivables and Receivables under Government Insured Plans* from the statutory basis statements of admitted assets, liabilities, and capital and surplus.

STATEMENT AS OF MARCH 31, 2016 OF THE UnitedHealthcare Plan of the River Valley, Inc.

For each pharmaceutical management agreement for which a portion of the total pharmacy rebates receivable can be admitted based on the admissibility criteria of SSAP No. 84, the transaction history is summarized as follows:

Quarter	Estimated Pharmacy Rebates as Reported on Financial Statements	Pharmacy Rebates as Billed or Otherwise Confirmed	Actual Rebates Received within 90 Days of Billing	Actual Rebates Received within 91 to 180 Days of Billing	Actual Rebates Received More than 180 Days After Billing
3/31/2016	\$ 20,749,065	\$ -	\$ -	\$ -	\$ -
12/31/2015	31,541,036	30,330,548	19,182,468	-	-
9/30/2015	31,024,670	30,918,724	25,980,021	2,117,584	-
6/30/2015	28,470,991	28,609,513	23,346,598	3,846,386	1,215,749
3/31/2015	25,604,082	25,145,679	19,404,499	4,280,847	1,471,940
12/31/2014	23,452,508	23,865,862	18,533,141	4,195,358	945,145
9/30/2014	21,552,754	21,889,324	16,485,039	4,499,416	892,343
6/30/2014	19,502,895	19,766,704	15,009,763	3,381,198	1,342,420
3/31/2014	17,808,381	18,204,368	13,664,127	3,380,354	1,053,736
12/31/2013	19,062,222	18,813,160	15,681,007	2,073,330	970,210
9/30/2013	17,016,230	16,962,132	13,534,902	2,405,565	956,088
6/30/2013	14,665,060	14,669,447	12,012,180	2,053,390	604,383

Of the amount reported as health care and other amounts receivable, \$31,842,407 and \$42,147,079 relates to pharmacy rebates receivable as of March 31, 2016 and December 31, 2015, respectively. This decrease is primarily due to decreased membership along with the change in generic/name brand mix. The Company also reported \$2,523,546 and \$762,557 of claim overpayments due from providers at March 31, 2016 and December 31, 2015, respectively that we determined to be admissible.

B. No significant change.

29. PARTICIPATING POLICIES

No significant change.

30. PREMIUM DEFICIENCY RESERVES

The following table summarizes the Company's premium deficiency reserves as of March 31, 2016 and December 31, 2015:

	March 31, 2016
1. Liability carried for premium deficiency reserves	\$ 77,366,000
2. Date of the most recent evaluation of this liability	<u>3/31/2016</u>
3. Was anticipated investment income utilized in this calculation?	Yes <input checked="" type="checkbox"/> No <input type="checkbox"/>
	December 31, 2015
1. Liability carried for premium deficiency reserves	\$ 77,366,000
2. Date of the most recent evaluation of this liability	<u>12/31/2015</u>
3. Was anticipated investment income utilized in this calculation?	Yes <input checked="" type="checkbox"/> No <input type="checkbox"/>

Premium deficiency reserves are included in aggregate health policy reserves in the statutory basis statements of admitted assets, liabilities and capital and surplus.

31. ANTICIPATED SALVAGE AND SUBROGATION

No significant change.

GENERAL INTERROGATORIES

PART 1 - COMMON INTERROGATORIES

GENERAL

- 1.1 Did the reporting entity experience any material transactions requiring the filing of Disclosure of Material Transactions with the State of Domicile, as required by the Model Act? Yes [] No [X]
- 1.2 If yes, has the report been filed with the domiciliary state? Yes [] No []
- 2.1 Has any change been made during the year of this statement in the charter, by-laws, articles of incorporation, or deed of settlement of the reporting entity? Yes [] No [X]
- 2.2 If yes, date of change:

- 3.1 Is the reporting entity a member of an Insurance Holding Company System consisting of two or more affiliated persons, one or more of which is an insurer? Yes [X] No []
If yes, complete Schedule Y, Parts 1 and 1A.

- 3.2 Have there been any substantial changes in the organizational chart since the prior quarter end? Yes [X] No []

- 3.3 If the response to 3.2 is yes, provide a brief description of those changes.
January 4, 2016: United HealthCare Services, Inc., a Minnesota corporation, acquired a 100% ownership interest in Symphonix Health Holdings, LLC, a Delaware limited liability company.
January 5, 2016: Specialty Benefits, LLC, a Delaware limited liability company, acquired 100% of the equity interests of March Holdings, Inc., a California corporation and its wholly owned subsidiary March Vision Care, Inc., a California corporation.
January 14, 2016: OptumRx, Inc., a California corporation, acquired a 100% equity interest in Progressive Enterprises Holdings, Inc., a Delaware corporation.
March 11, 2016: Logistics Health, Inc., a Wisconsin corporation, acquired a 100% ownership interest in MSLA Management LLC, a Delaware limited liability company.
March 24, 2016: Catamaran Newco, LLC, a Delaware limited liability company, was formed as a wholly owned subsidiary of Catamaran Holdings I, LLC, a Delaware limited liability company.
March 30, 2016: Optum Global Solutions (Ireland) Limited, an Irish company, was formed as a wholly owned subsidiary of UnitedHealthcare International IV S.a.r.l.

- 4.1 Has the reporting entity been a party to a merger or consolidation during the period covered by this statement? Yes [] No [X]

- 4.2 If yes, provide the name of the entity, NAIC Company Code, and state of domicile (use two letter state abbreviation) for any entity that has ceased to exist as a result of the merger or consolidation.

1 Name of Entity	2 NAIC Company Code	3 State of Domicile

5. If the reporting entity is subject to a management agreement, including third-party administrator(s), managing general agent(s), attorney-in-fact, or similar agreement, have there been any significant changes regarding the terms of the agreement or principals involved? Yes [] No [X] N/A []
If yes, attach an explanation.

- 6.1 State as of what date the latest financial examination of the reporting entity was made or is being made. 12/31/2011

- 6.2 State the as of date that the latest financial examination report became available from either the state of domicile or the reporting entity. This date should be the date of the examined balance sheet and not the date the report was completed or released. 12/31/2011

- 6.3 State as of what date the latest financial examination report became available to other states or the public from either the state of domicile or the reporting entity. This is the release date or completion date of the examination report and not the date of the examination (balance sheet date). 09/23/2013

- 6.4 By what department or departments?
Illinois Department of Insurance

- 6.5 Have all financial statement adjustments within the latest financial examination report been accounted for in a subsequent financial statement filed with Departments? Yes [] No [] N/A [X]

- 6.6 Have all of the recommendations within the latest financial examination report been complied with? Yes [] No [] N/A [X]

- 7.1 Has this reporting entity had any Certificates of Authority, licenses or registrations (including corporate registration, if applicable) suspended or revoked by any governmental entity during the reporting period? Yes [] No [X]

- 7.2 If yes, give full information:

- 8.1 Is the company a subsidiary of a bank holding company regulated by the Federal Reserve Board? Yes [] No [X]

- 8.2 If response to 8.1 is yes, please identify the name of the bank holding company.

- 8.3 Is the company affiliated with one or more banks, thrifts or securities firms? Yes [X] No []

- 8.4 If response to 8.3 is yes, please provide below the names and location (city and state of the main office) of any affiliates regulated by a federal regulatory services agency [i.e. the Federal Reserve Board (FRB), the Office of the Comptroller of the Currency (OCC), the Federal Deposit Insurance Corporation (FDIC) and the Securities Exchange Commission (SEC)] and identify the affiliate's primary federal regulator.

1 Affiliate Name	2 Location (City, State)	3 FRB	4 OCC	5 FDIC	6 SEC
Optum Bank, Inc.	Salt Lake City, UT	NO	NO	YES	NO

GENERAL INTERROGATORIES

- 9.1 Are the senior officers (principal executive officer, principal financial officer, principal accounting officer or controller, or persons performing similar functions) of the reporting entity subject to a code of ethics, which includes the following standards? Yes [] No []
- (a) Honest and ethical conduct, including the ethical handling of actual or apparent conflicts of interest between personal and professional relationships;
- (b) Full, fair, accurate, timely and understandable disclosure in the periodic reports required to be filed by the reporting entity;
- (c) Compliance with applicable governmental laws, rules and regulations;
- (d) The prompt internal reporting of violations to an appropriate person or persons identified in the code; and
- (e) Accountability for adherence to the code.
- 9.11 If the response to 9.1 is No, please explain:
- 9.2 Has the code of ethics for senior managers been amended? Yes [] No []
- 9.21 If the response to 9.2 is Yes, provide information related to amendment(s).
- 9.3 Have any provisions of the code of ethics been waived for any of the specified officers? Yes [] No []
- 9.31 If the response to 9.3 is Yes, provide the nature of any waiver(s).

FINANCIAL

- 10.1 Does the reporting entity report any amounts due from parent, subsidiaries or affiliates on Page 2 of this statement? Yes [] No []
- 10.2 If yes, indicate any amounts receivable from parent included in the Page 2 amount: \$0

INVESTMENT

- 11.1 Were any of the stocks, bonds, or other assets of the reporting entity loaned, placed under option agreement, or otherwise made available for use by another person? (Exclude securities under securities lending agreements.) Yes [] No []
- 11.2 If yes, give full and complete information relating thereto:
12. Amount of real estate and mortgages held in other invested assets in Schedule BA: \$0
13. Amount of real estate and mortgages held in short-term investments: \$0
- 14.1 Does the reporting entity have any investments in parent, subsidiaries and affiliates? Yes [] No []
- 14.2 If yes, please complete the following:
- | | 1
Prior Year-End
Book/Adjusted
Carrying Value | 2
Current Quarter
Book/Adjusted
Carrying Value |
|---|--|---|
| 14.21 Bonds | \$0 | \$0 |
| 14.22 Preferred Stock | \$0 | \$0 |
| 14.23 Common Stock | \$0 | \$0 |
| 14.24 Short-Term Investments | \$0 | \$0 |
| 14.25 Mortgage Loans on Real Estate | \$0 | \$0 |
| 14.26 All Other | \$0 | \$0 |
| 14.27 Total Investment in Parent, Subsidiaries and Affiliates (Subtotal Lines 14.21 to 14.26) | \$0 | \$0 |
| 14.28 Total Investment in Parent included in Lines 14.21 to 14.26 above | \$0 | \$0 |
- 15.1 Has the reporting entity entered into any hedging transactions reported on Schedule DB? Yes [] No []
- 15.2 If yes, has a comprehensive description of the hedging program been made available to the domiciliary state? Yes [] No []
- If no, attach a description with this statement.

GENERAL INTERROGATORIES

16. For the reporting entity's security lending program, state the amount of the following as of the current statement date:
- | | | |
|--|----------|---|
| 16.1 Total fair value of reinvested collateral assets reported on Schedule DL, Parts 1 and 2 | \$ | 0 |
| 16.2 Total book adjusted/carrying value of reinvested collateral assets reported on Schedule DL, Parts 1 and 2 | \$ | 0 |
| 16.3 Total payable for securities lending reported on the liability page | \$ | 0 |

17. Excluding items in Schedule E - Part 3 - Special Deposits, real estate, mortgage loans and investments held physically in the reporting entity's offices, vaults or safety deposit boxes, were all stocks, bonds and other securities, owned throughout the current year held pursuant to a custodial agreement with a qualified bank or trust company in accordance with Section 1, III - General Examination Considerations, F. Outsourcing of Critical Functions, Custodial or Safekeeping Agreements of the NAIC Financial Condition Examiners Handbook? Yes No

17.1 For all agreements that comply with the requirements of the NAIC Financial Condition Examiners Handbook, complete the following:

1 Name of Custodian(s)	2 Custodian Address
Bank of New York Mellon	Global Liquidity Services, 1 Wall St, 14th Floor, New York, NY 10286
Northern Trust	50 S. LaSalle, Chicago, IL 60675

17.2 For all agreements that do not comply with the requirements of the NAIC Financial Condition Examiners Handbook, provide the name, location and a complete explanation:

1 Name(s)	2 Location(s)	3 Complete Explanation(s)

17.3 Have there been any changes, including name changes, in the custodian(s) identified in 17.1 during the current quarter? Yes No

17.4 If yes, give full information relating thereto:

1 Old Custodian	2 New Custodian	3 Date of Change	4 Reason

17.5 Identify all investment advisors, brokers/dealers or individuals acting on behalf of broker/dealers that have access to the investment accounts, handle securities and have authority to make investments on behalf of the reporting entity:

1 Central Registration Depository	2 Name(s)	3 Address
107038	JPMorgan Investment Management Inc.	245 Park Avenue, New York, NY 10167
113972	Standish Mellon Asset Management Company	201 Washington Street, Suite 2900, Boston, MA 02108-4408

18.1 Have all the filing requirements of the Purposes and Procedures Manual of the NAIC Investment Analysis Office been followed? Yes No

18.2 If no, list exceptions:

GENERAL INTERROGATORIES

PART 2 - HEALTH

1. Operating Percentages:

1.1 A&H loss percent79.9 %
1.2 A&H cost containment percent3.5 %
1.3 A&H expense percent excluding cost containment expenses18.4 %

2.1 Do you act as a custodian for health savings accounts? Yes [] No [X]

2.2 If yes, please provide the amount of custodial funds held as of the reporting date\$.....0

2.3 Do you act as an administrator for health savings accounts? Yes [] No [X]

2.4 If yes, please provide the balance of the funds administered as of the reporting date\$.....0

SCHEDULE S - CEDED REINSURANCE

Showing All New Reinsurance Treaties - Current Year to Date

1 NAIC Company Code	2 ID Number	3 Effective Date	4 Name of Reinsurer	5 Domiciliary Jurisdiction	6 Type of Reinsurance Ceded	7 Type of Reinsurer	8 Certified Reinsurer Rating (1 through 6)	9 Effective Date of Certified Reinsurer Rating
<h1>NONE</h1>								

SCHEDULE T - PREMIUMS AND OTHER CONSIDERATIONS

Current Year to Date - Allocated by States and Territories

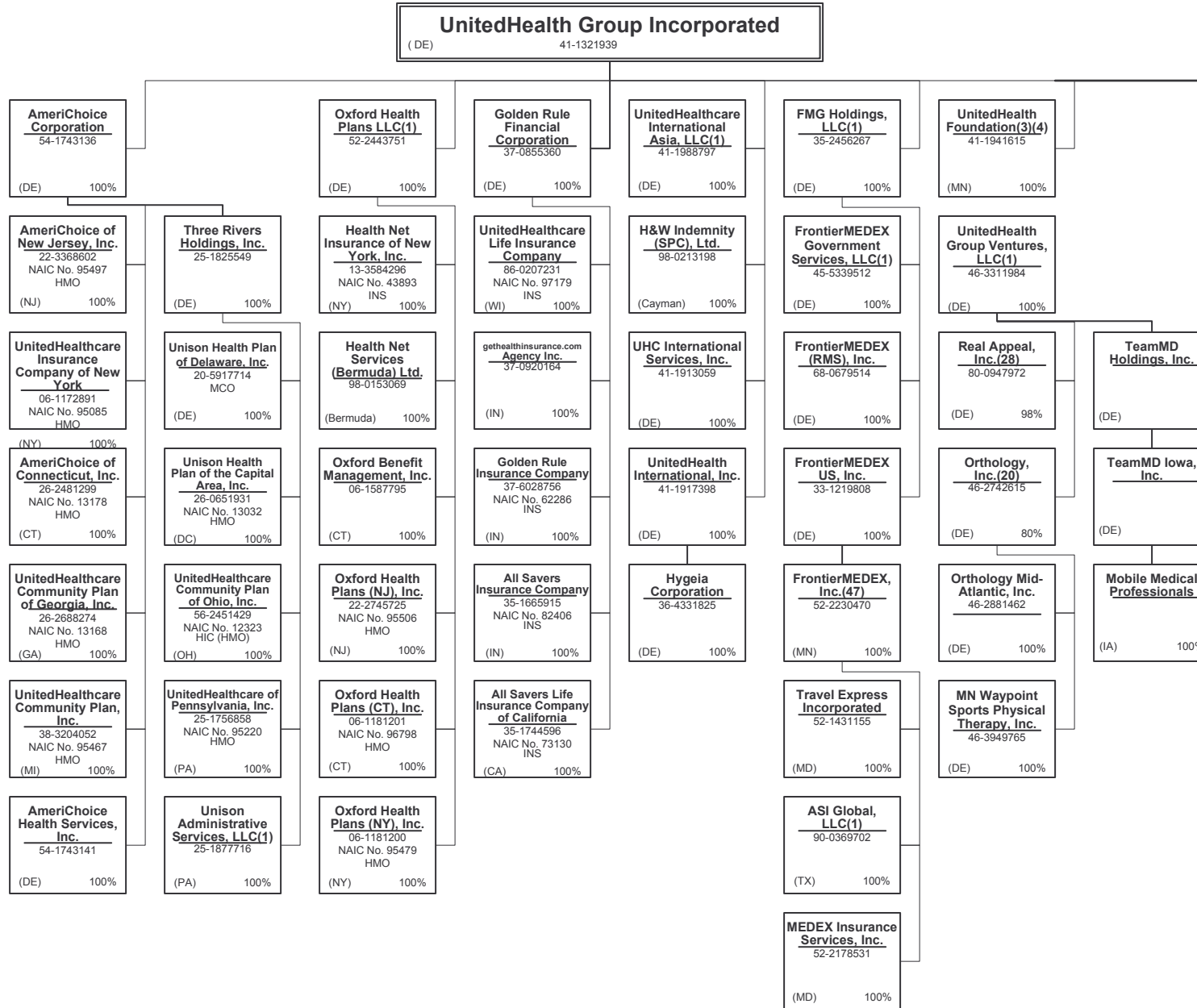
States, etc.	1 Active Status	Direct Business Only							9 Deposit-Type Contracts	
		2 Accident and Health Premiums	3 Medicare Title XVIII	4 Medicaid Title XIX	5 Federal Employees Health Benefits Program Premiums	6 Life and Annuity Premiums & Other Considerations	7 Property/Casualty Premiums	8 Total Columns 2 Through 7		
1. Alabama AL	N	0	0	0	0	0	0	0	0	
2. Alaska AK	N	0	0	0	0	0	0	0	0	
3. Arizona AZ	N	0	0	0	0	0	0	0	0	
4. Arkansas AR	N	0	0	0	0	0	0	0	0	
5. California CA	N	0	0	0	0	0	0	0	0	
6. Colorado CO	N	0	0	0	0	0	0	0	0	
7. Connecticut CT	N	0	0	0	0	0	0	0	0	
8. Delaware DE	N	0	0	0	0	0	0	0	0	
9. District of Columbia DC	N	0	0	0	0	0	0	0	0	
10. Florida FL	N	0	0	0	0	0	0	0	0	
11. Georgia GA	N	0	0	0	0	0	0	0	0	
12. Hawaii HI	N	0	0	0	0	0	0	0	0	
13. Idaho ID	N	0	0	0	0	0	0	0	0	
14. Illinois IL	L	1,608,301	(65,505)	0	0	0	0	1,542,796	0	
15. Indiana IN	N	0	0	0	0	0	0	0	0	
16. Iowa IA	L	55,057,636	832,768	0	4,852,363	0	0	60,742,767	0	
17. Kansas KS	N	0	0	0	0	0	0	0	0	
18. Kentucky KY	N	0	0	0	0	0	0	0	0	
19. Louisiana LA	N	0	0	0	0	0	0	0	0	
20. Maine ME	N	0	0	0	0	0	0	0	0	
21. Maryland MD	N	0	0	0	0	0	0	0	0	
22. Massachusetts MA	N	0	0	0	0	0	0	0	0	
23. Michigan MI	N	0	0	0	0	0	0	0	0	
24. Minnesota MN	N	0	0	0	0	0	0	0	0	
25. Mississippi MS	N	0	0	0	0	0	0	0	0	
26. Missouri MO	N	0	0	0	0	0	0	0	0	
27. Montana MT	N	0	0	0	0	0	0	0	0	
28. Nebraska NE	N	0	0	0	0	0	0	0	0	
29. Nevada NV	N	0	0	0	0	0	0	0	0	
30. New Hampshire NH	N	0	0	0	0	0	0	0	0	
31. New Jersey NJ	N	0	0	0	0	0	0	0	0	
32. New Mexico NM	N	0	0	0	0	0	0	0	0	
33. New York NY	N	0	0	0	0	0	0	0	0	
34. North Carolina NC	N	0	0	0	0	0	0	0	0	
35. North Dakota ND	N	0	0	0	0	0	0	0	0	
36. Ohio OH	N	0	0	0	0	0	0	0	0	
37. Oklahoma OK	N	0	0	0	0	0	0	0	0	
38. Oregon OR	N	0	0	0	0	0	0	0	0	
39. Pennsylvania PA	N	0	0	0	0	0	0	0	0	
40. Rhode Island RI	N	0	0	0	0	0	0	0	0	
41. South Carolina SC	N	0	0	0	0	0	0	0	0	
42. South Dakota SD	N	0	0	0	0	0	0	0	0	
43. Tennessee TN	L	860,232	161,806,067	483,528,498	0	0	0	646,194,797	0	
44. Texas TX	N	0	0	0	0	0	0	0	0	
45. Utah UT	N	0	0	0	0	0	0	0	0	
46. Vermont VT	N	0	0	0	0	0	0	0	0	
47. Virginia VA	L	3,959,368	30,861	0	0	0	0	3,990,229	0	
48. Washington WA	N	0	0	0	0	0	0	0	0	
49. West Virginia WV	N	0	0	0	0	0	0	0	0	
50. Wisconsin WI	N	0	0	0	0	0	0	0	0	
51. Wyoming WY	N	0	0	0	0	0	0	0	0	
52. American Samoa AS	N	0	0	0	0	0	0	0	0	
53. Guam GU	N	0	0	0	0	0	0	0	0	
54. Puerto Rico PR	N	0	0	0	0	0	0	0	0	
55. U.S. Virgin Islands VI	N	0	0	0	0	0	0	0	0	
56. Northern Mariana Islands MP	N	0	0	0	0	0	0	0	0	
57. Canada CAN	N	0	0	0	0	0	0	0	0	
58. Aggregate Other Aliens OT	XXX	0	0	0	0	0	0	0	0	
59. Subtotal	XXX	61,485,537	162,604,191	483,528,498	4,852,363	0	0	712,470,589	0	
60. Reporting Entity Contributions for Employee Benefit Plans	XXX	0	0	0	0	0	0	0	0	
61. Totals (Direct Business)	(a) 4	61,485,537	162,604,191	483,528,498	4,852,363	0	0	712,470,589	0	
DETAILS OF WRITE-INS										
58001.	XXX									
58002.	XXX									
58003.	XXX									
58998. Summary of remaining write-ins for Line 58 from overflow page	XXX	0	0	0	0	0	0	0	0	
58999. Totals (Lines 58001 through 58003 plus 58998)(Line 58 above)	XXX	0	0	0	0	0	0	0	0	

(L) Licensed or Chartered - Licensed Insurance Carrier or Domiciled RRG; (R) Registered - Non-domiciled RRGs; (Q) Qualified - Qualified or Accredited Reinsurer; (E) Eligible - Reporting Entities eligible or approved to write Surplus Lines in the state; (N) None of the above - Not allowed to write business in the state.

(a) Insert the number of L responses except for Canada and Other Alien.

Premiums are allocated based upon geographic market.

SCHEDULE Y – INFORMATION CONCERNING ACTIVITIES OF INSURER MEMBERS OF A HOLDING COMPANY GROUP
PART 1 – ORGANIZATIONAL CHART



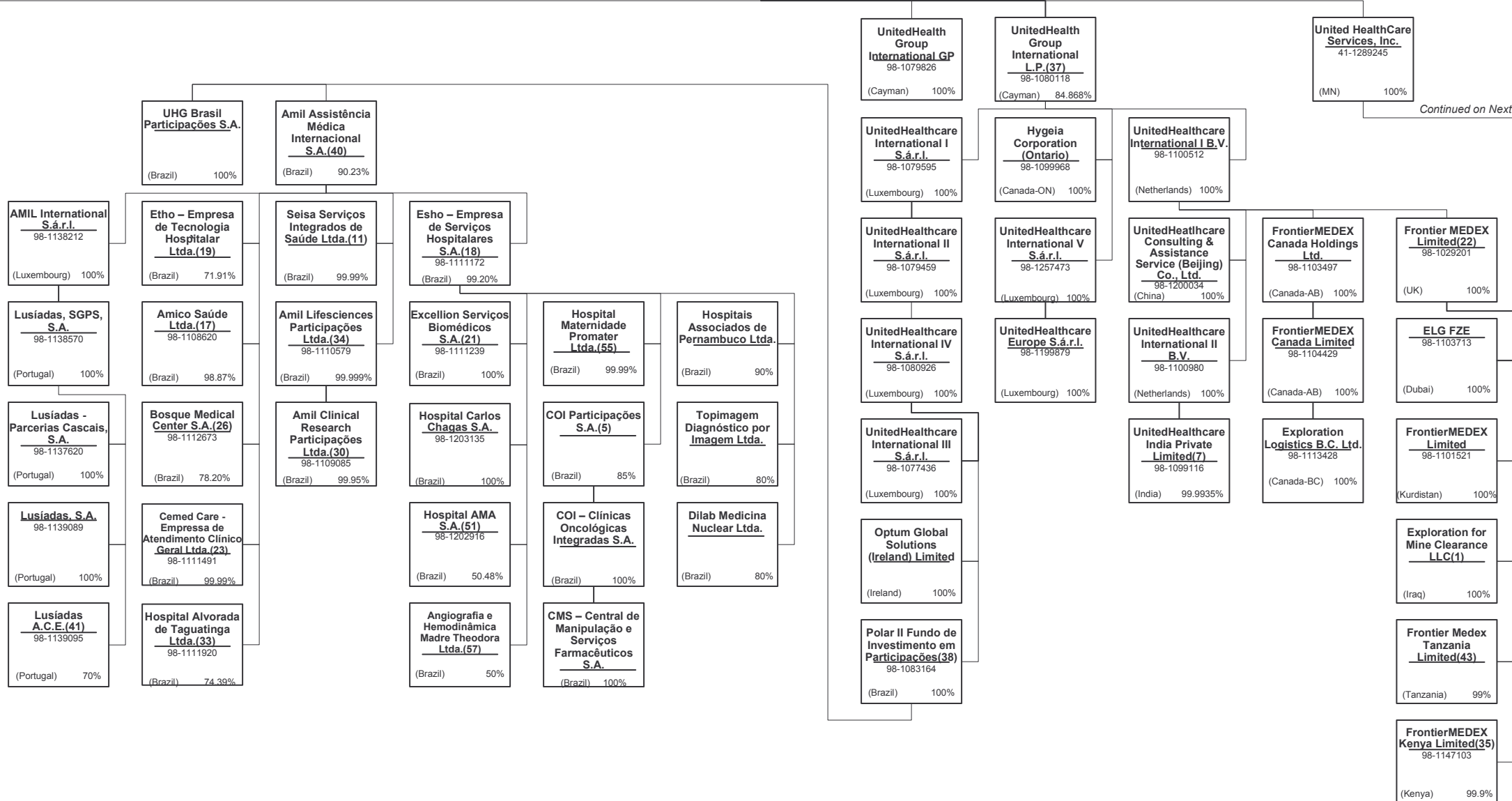
Continued on Next Page →

SCHEDULE Y – INFORMATION CONCERNING ACTIVITIES OF INSURER MEMBERS OF A HOLDING COMPANY GROUP
PART 1 – ORGANIZATIONAL CHART

UnitedHealth Group Incorporated
 (DE) 41-1321939

Continued from Previous Page

Continued on Next Page



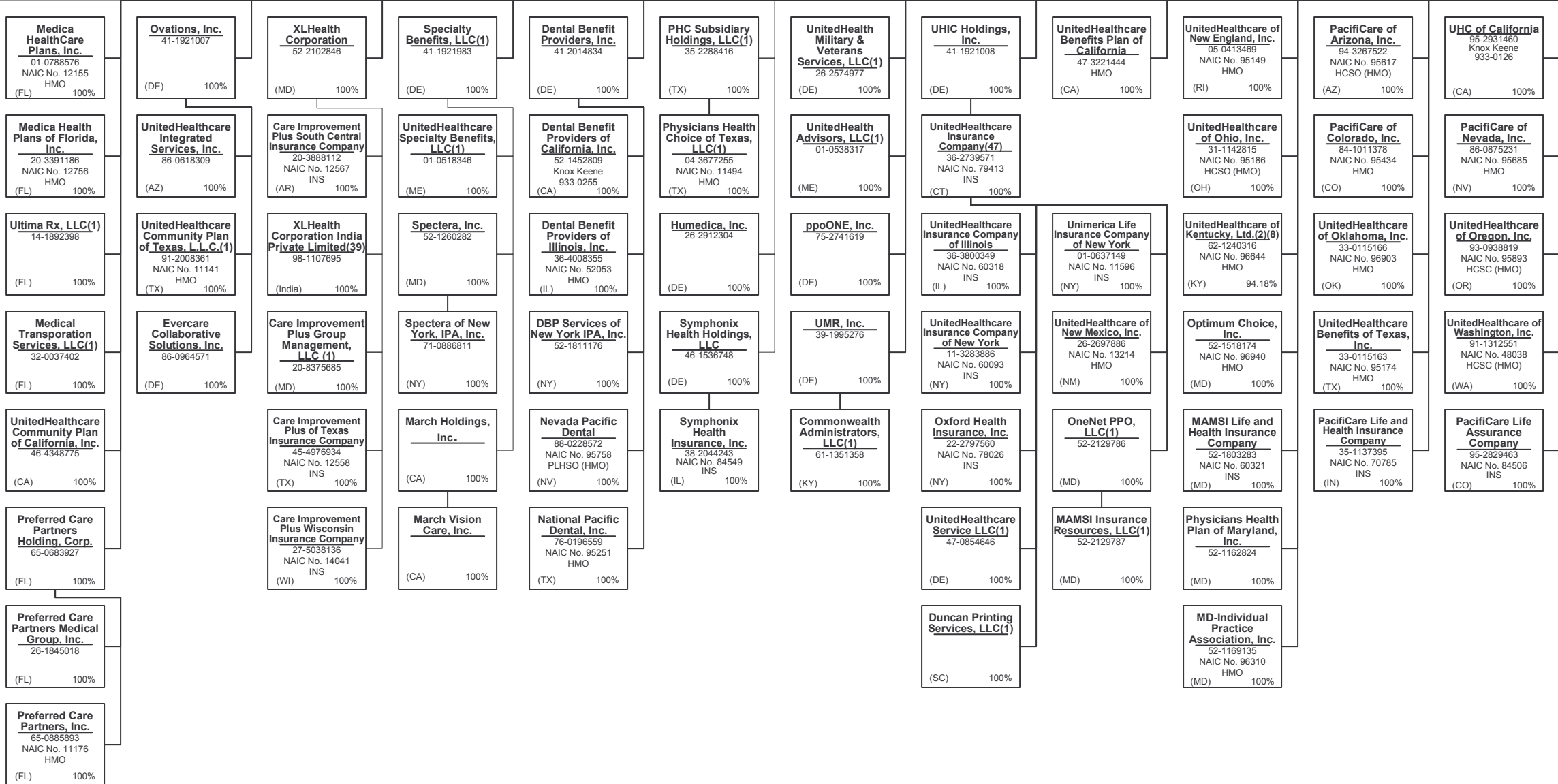
15.1

SCHEDULE Y – INFORMATION CONCERNING ACTIVITIES OF INSURER MEMBERS OF A HOLDING COMPANY GROUP
PART 1 – ORGANIZATIONAL CHART

United HealthCare Services, Inc.
 (MN) 41-1289245 100%

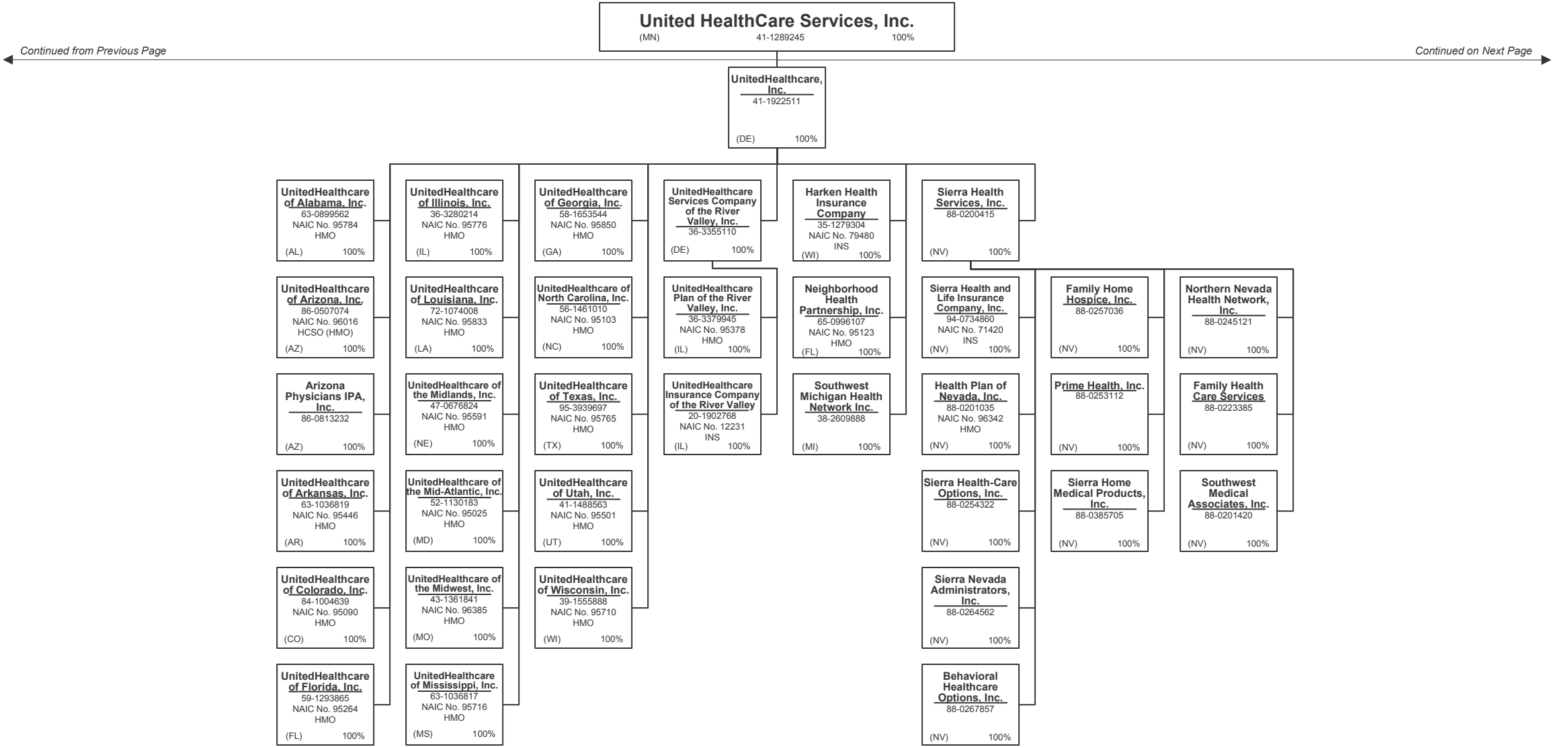
Continued from Previous Page

Continued on Next Page



15.2

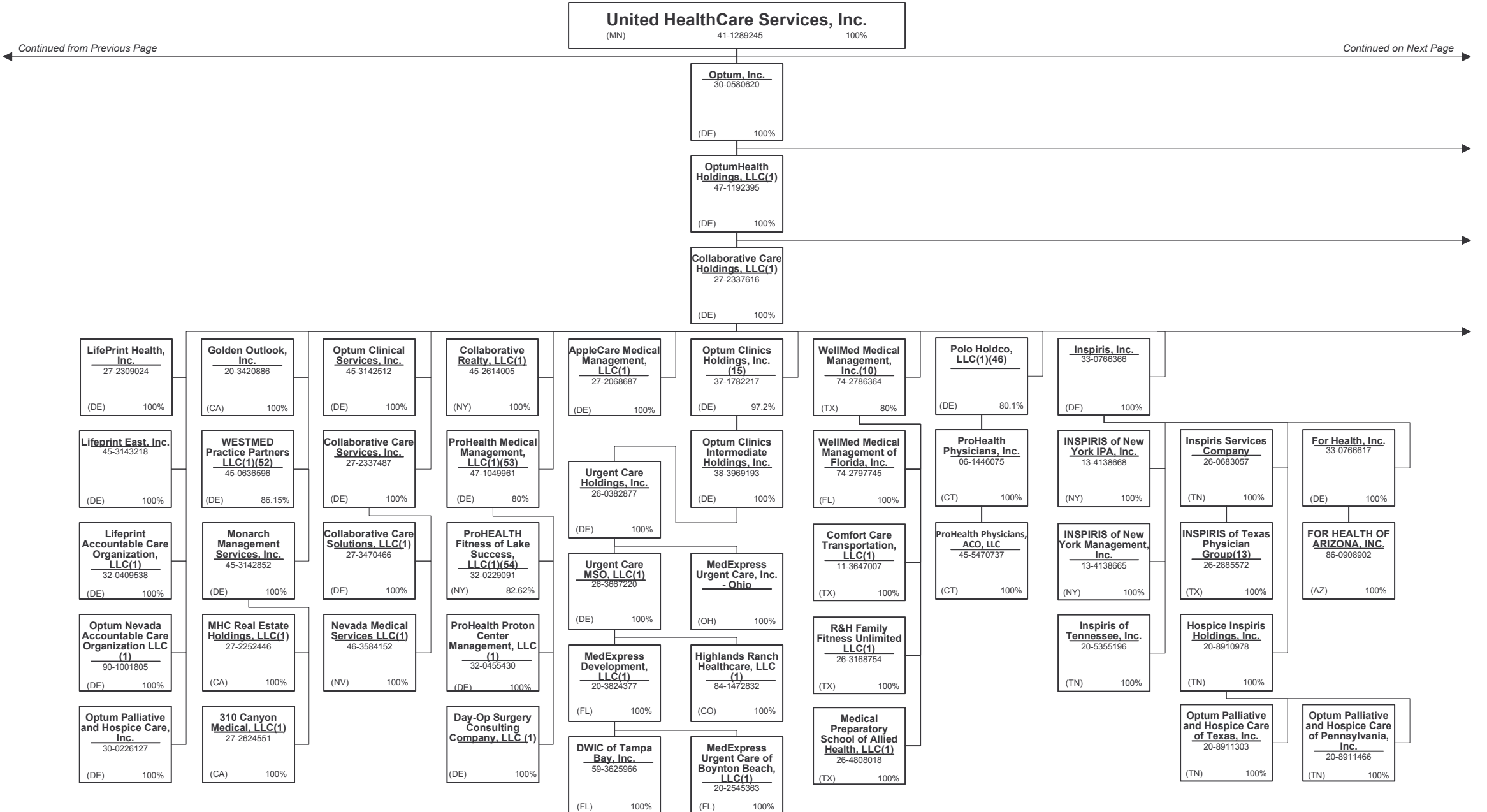
SCHEDULE Y – INFORMATION CONCERNING ACTIVITIES OF INSURER MEMBERS OF A HOLDING COMPANY GROUP
PART 1 – ORGANIZATIONAL CHART



Continued from Previous Page

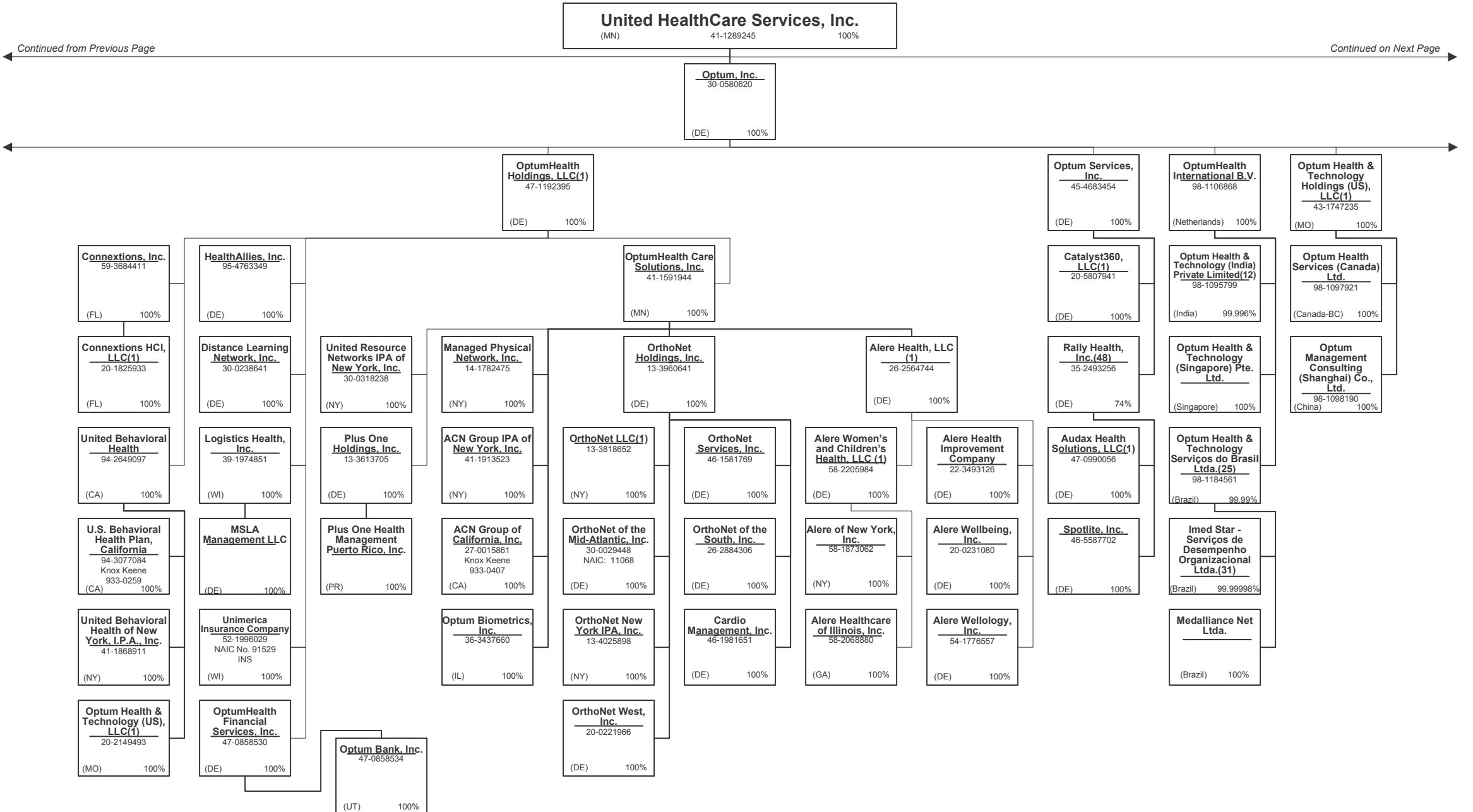
Continued on Next Page

SCHEDULE Y – INFORMATION CONCERNING ACTIVITIES OF INSURER MEMBERS OF A HOLDING COMPANY GROUP
PART 1 – ORGANIZATIONAL CHART



15.4

SCHEDULE Y – INFORMATION CONCERNING ACTIVITIES OF INSURER MEMBERS OF A HOLDING COMPANY GROUP
PART 1 – ORGANIZATIONAL CHART

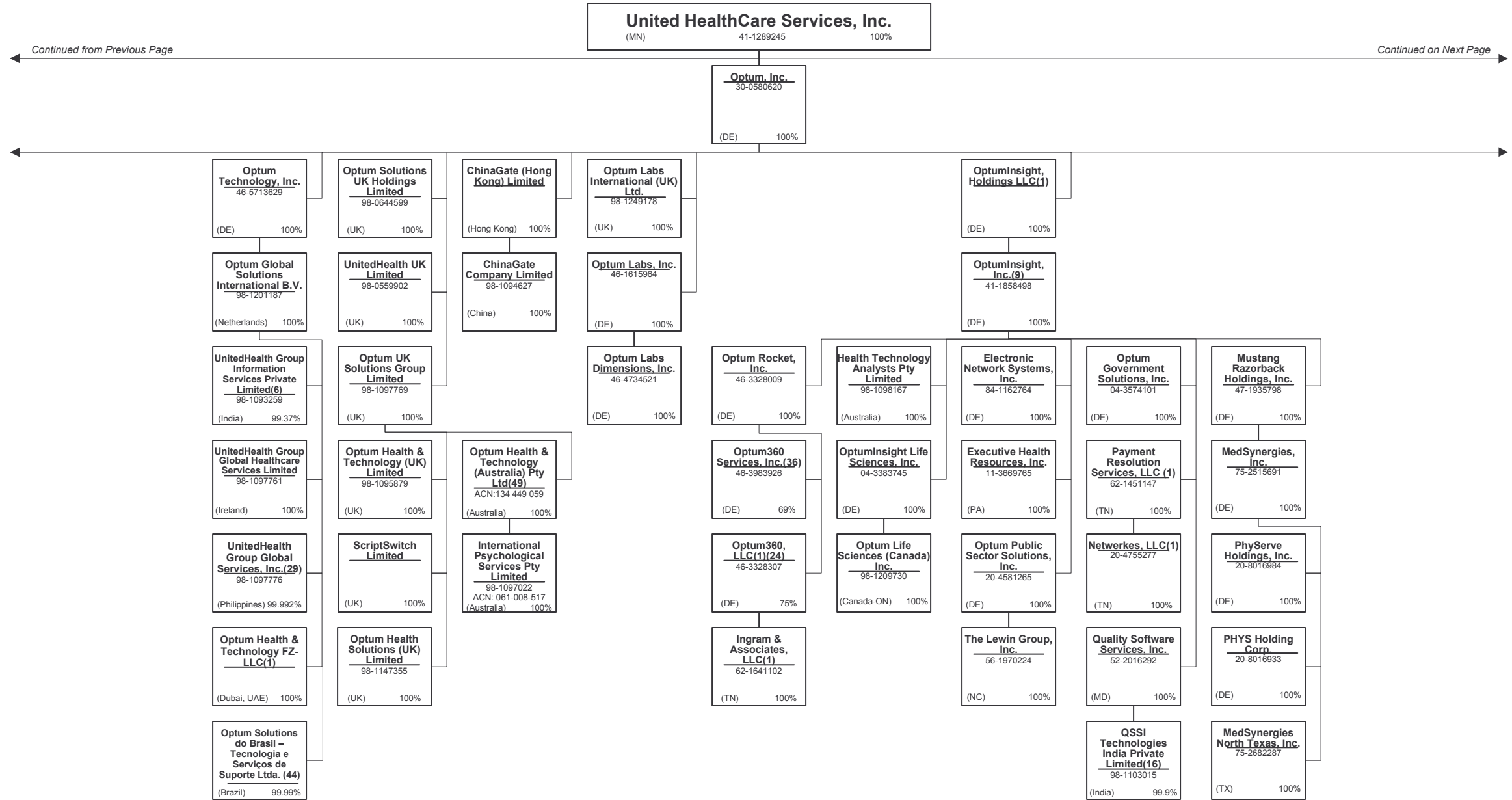


15.6

Continued from Previous Page

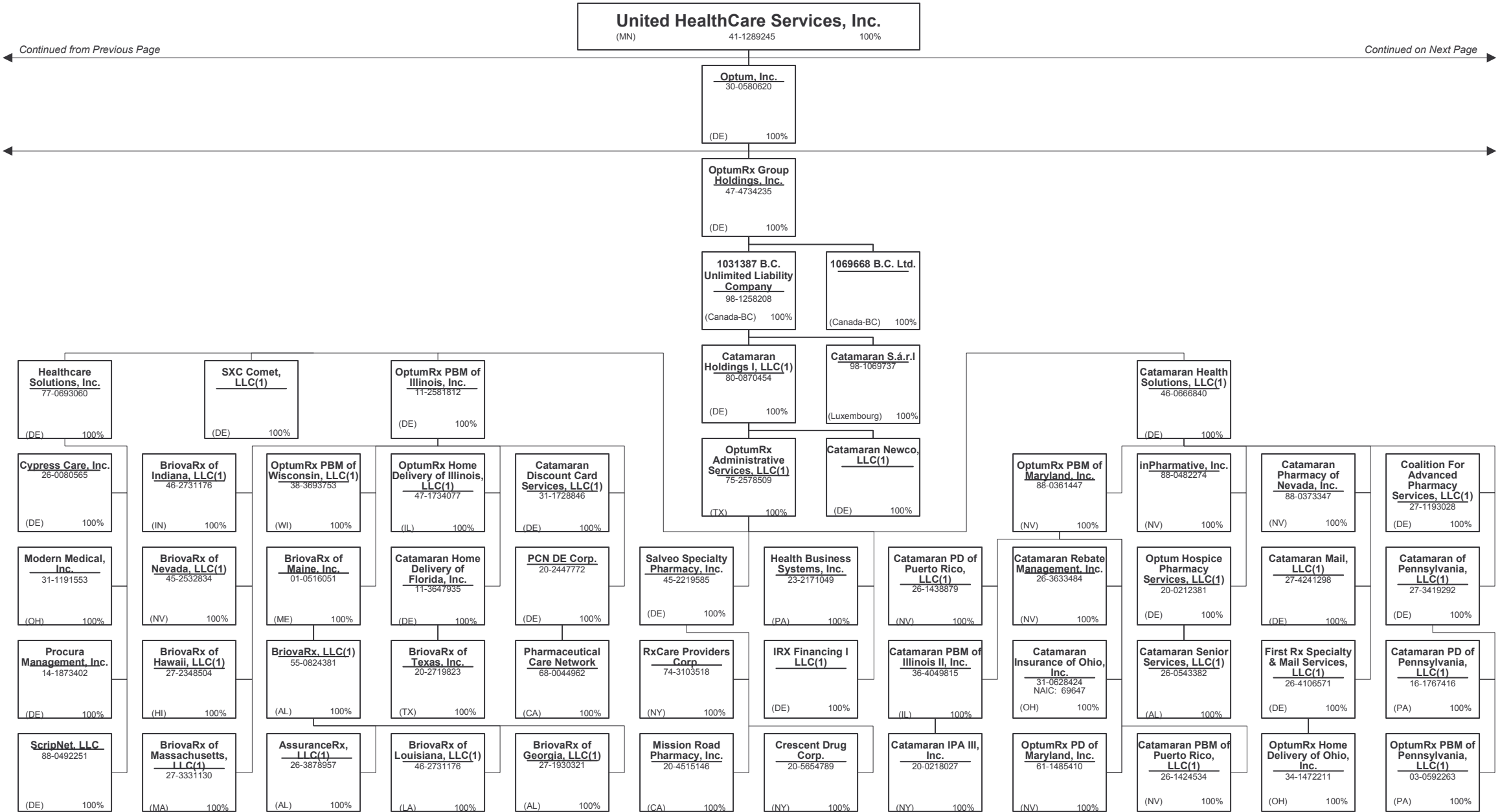
Continued on Next Page

SCHEDULE Y – INFORMATION CONCERNING ACTIVITIES OF INSURER MEMBERS OF A HOLDING COMPANY GROUP
PART 1 – ORGANIZATIONAL CHART



15.7

SCHEDULE Y – INFORMATION CONCERNING ACTIVITIES OF INSURER MEMBERS OF A HOLDING COMPANY GROUP
PART 1 – ORGANIZATIONAL CHART

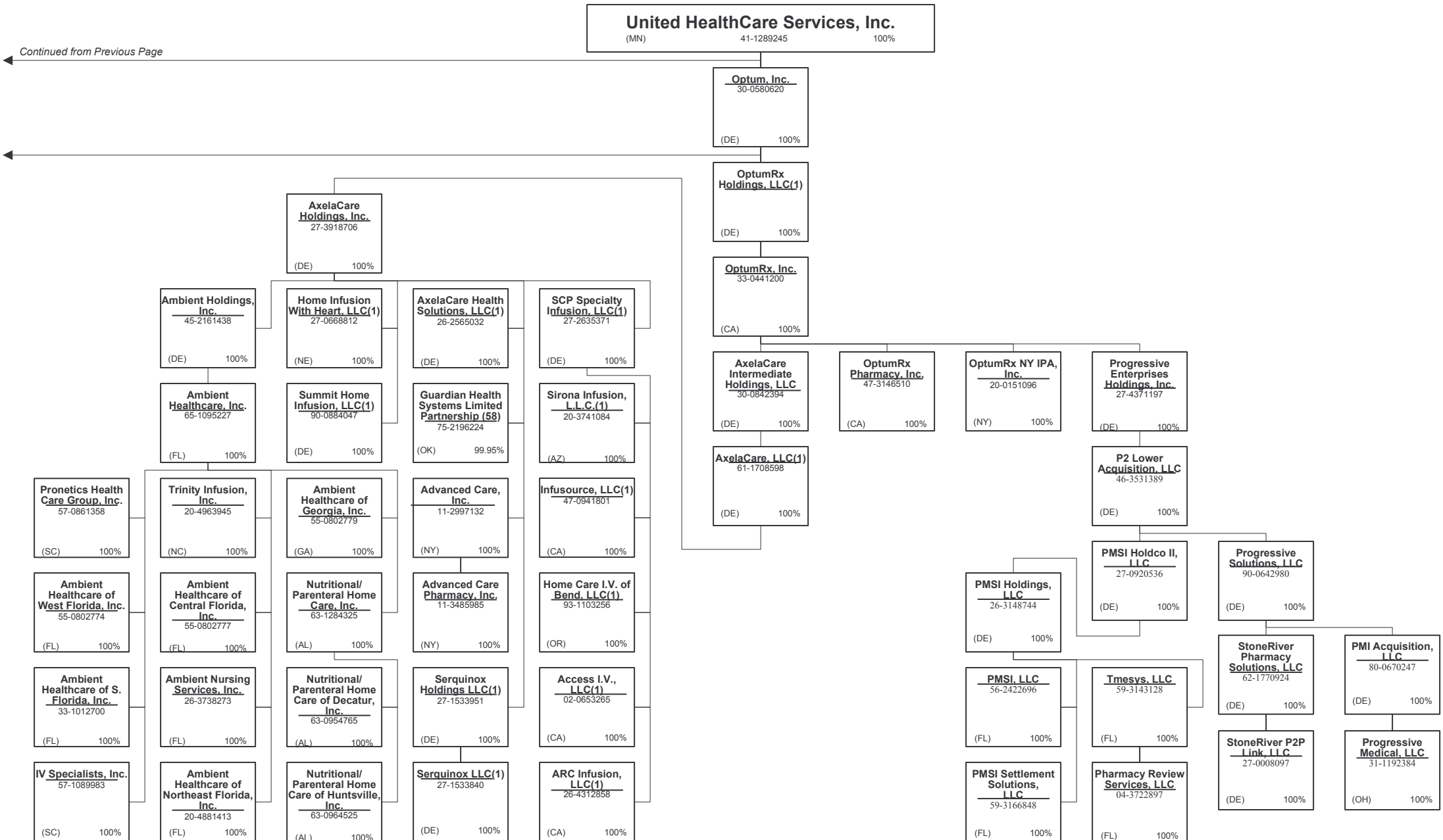


15.8

Continued from Previous Page

Continued on Next Page

SCHEDULE Y – INFORMATION CONCERNING ACTIVITIES OF INSURER MEMBERS OF A HOLDING COMPANY GROUP
PART 1 – ORGANIZATIONAL CHART



15.9

STATEMENT AS OF MARCH 31, 2016 OF THE UnitedHealthcare Plan of the River Valley, Inc.

SCHEDULE Y – INFORMATION CONCERNING ACTIVITIES OF INSURER MEMBERS OF A HOLDING COMPANY GROUP
PART 1 – ORGANIZATIONAL CHART

Notes

All legal entities on the Organization Chart are Corporations unless otherwise indicated.

- (1) Entity is a Limited Liability Company
- (2) Entity is a Partnership
- (3) Entity is a Non-Profit Corporation
- (4) Control of the Foundation is based on sole membership, not the ownership of voting securities
- (5) COI Participações S.A. is 85% owned by Etho – Empresa de Tecnologia Hospitalar Ltda and 15% owned by COIPAR Participações S.A.
- (6) UnitedHealth Group Information Services Private Limited is 99.37% owned by Optum Global Solutions International B.V. The remaining 0.63 % is owned by UnitedHealth International, Inc.
- (7) UnitedHealthcare India Private Limited is 99.9935% owned by UnitedHealthcare International II B.V. and 0.0065% owned by UnitedHealth International, Inc.
- (8) General partnership interests are held by United HealthCare Services, Inc. (89.77%) and by UnitedHealthcare, Inc. (10.23%). United HealthCare Services, Inc. also holds 100% of the limited partnership interests. When combining general and limited partner interests, United HealthCare Services, Inc. owns 94.18% and UnitedHealthcare, Inc. owns 5.83%.
- (9) Branch office located in Abu Dhabi, UAE.
- (10) WellMed Medical Management, Inc. is 80% owned by Collaborative Care Holdings, LLC and 20% owned by WMG Healthcare Partners, L.P.
- (11) Seisa Serviços Integrados de Saúde Ltda is 99.99% owned by Amil Assistência Médica Internacional S.A. and 0.000008% owned by Cemed Care – Empresa de Atendimento Clinico Geral Ltda.
- (12) Optum Health & Technology (India) Private Limited is 99.996% owned by OptumHealth International B.V. and 0.004 % owned by United Behavioral Health.
- (13) INSPIRIS of Texas Physician Group is a Texas non-profit (taxable) whose sole member is Inspiris Services Company.
- (14) PrimeCare of Citrus Valley, Inc. is 80% owned by PrimeCare Medical Network, Inc. and 20% owned by Citrus Valley Medical Associates, Inc.
- (15) Optum Clinics Holdings, Inc. is 97.2% owned by Collaborative Care Holdings, LLC and 2.8% is owned by external shareholders.
- (16) QSSI Technologies India Private Limited is 99.9% owned by Quality Software Services, Inc. and 0.1% owned by an Indian citizen.
- (17) Amico Saúde Ltda. is 98.87947% owned by Amil Assistência Médica Internacional S.A. and 0.1.12053% owned by Cemed Care – Empresa de Atendimento Clinico Geral Ltda.
- (18) Esho – Empresa de Serviços Hospitalares S.A. is 99.206059% owned by Amil Assistência Médica Internacional S.A.; 0.034900% owned by Treasury Shares and .759041% owned by external shareholders.
- (19) Etho – Empresa de Tecnologia Hospitalar Ltda. 71.91% owned by Amil Assistência Médica Internacional S.A. and 28.08% owned by an external shareholder.
- (20) Orthology, Inc. is 80% owned by UnitedHealth Group Ventures, LLC and 20% owned by external shareholders.
- (21) Excellion Serviços Biomédicos S.A. is 100% owned by Esho – Empresa de Serviços Hospitalares S.A.
- (22) Branch offices in Iraq and Uganda.
- (23) Cemed Care Empresa de Atendimento Clínico Geral Ltda. Is 99.999999% owned by Amil Assistência Médica Internacional S.A. and 0.000001% owned by Amico Saúde Ltda.
- (24) Optum 360, LLC is 69% owned by Optum Rocket, Inc; the remaining 31% is owned by external holders.
- (25) Optum Health & Technology Serviços do Brasil Ltda. is 99.9961% owned by OptumHealth International B.V. and .0039% owned by OptumInsight, Inc.
- (26) Bosque Medical Center S.A. is 78.2049803% owned by Amil Assistência Médica Internacional S.A. and 21.7950197% owned by Esho – Empresa de Serviços Hospitalares S.A.
- (27) AHJV, Inc. is 75% owned by NAMM Holdings, Inc. and 25% owned by Humana, Inc.
- (28) Real Appeal, Inc. is majority-owned by UHG or one of its affiliates and the remaining 2% is owned by Real Appeal Management.
- (29) UnitedHealth Group Global Services, Inc. is 99.992% owned by Optum Global Solutions International B.V., and the remaining 0.008% is held by the company's directors.
- (30) Amil Clinical Research Participações Ltda. is 99.95% owned by Amil Lifesciences Participações Ltda. and 0.05% owned by Cemed Care – Empresa de Atendimento Clinico Geral Ltda.
- (31) Imed Star Serviços de Desempenho Organizacional Ltda. is 99.99998% owned by Optum Health & Technology Serviços do Brasil Ltda and 0.00002% owned by UHG Brasil Participações S.A.
- (32) TBD
- (33) Hospital Alvorada Taguatinga Ltda. is 74.39679% owned by Amil Assistência Médica Internacional S.A., 25.60321% by Bosque Medical Center S.A.
- (34) Amil Lifesciences Participações Ltda. Is 99.99966% owned by Amil Assistência Médica Internacional S.A. and 0.00034% owned by Cemed Care Empresa de Atendimento Clinico Geral Ltda.
- (35) FrontierMEDEX Kenya Limited is 99.9% owned by Frontier MEDEX Limited and 0.1% owned by UnitedHealthcare International I B.V.
- (36) Optum360 Services, Inc. is 69% owned by Optum Rocket, Inc.; and the remaining 31% is owned by external shareholders.
- (37) The limited partners of UnitedHealth Group International, L.P. include FMG Holdings, LLC (14.8145%), Hygeia Corporation (DE) (0.2012%) and UnitedHealth Group Incorporated (84.9843%). UnitedHealth Group International GP is the general partner of UnitedHealth Group International, L.P.
- (38) Polar II Fundo de Investimento em Participações is a Brazilian private equity investment fund incorporated in the form of a closed-end condominium.
- (39) XLHealth Corporation India Private Limited is 99.999% held by XLHealth Corporation and 0.001% is held by an officer of the Corporation.

SCHEDULE Y – INFORMATION CONCERNING ACTIVITIES OF INSURER MEMBERS OF A HOLDING COMPANY GROUP
PART 1 – ORGANIZATIONAL CHART

Notes

- (40) Amil Assistência Médica Internacional S.A. is 90.23% owned by Polar II Fundo de Investimento em Participações and the remaining 9.77% is owned by the former controlling shareholders of Amil Assistência Médica Internacional S.A.
- (41) Lusiadas A.C.E. is 70% owned by Lusiadas, SGPS, S.A., 10% owned by Lusiadas – Parcerias Cascais, S.A., and 20% owned by Lusiadas, S.A.
- (42) TBD
- (43) Frontier MEDEX Tanzania Limited is 99% owned by Frontier MEDEX Limited. The remaining 1% is owned by a former officer of Frontier MEDEX Limited and is being transferred to UnitedHealthcare International I BV.
- (44) Optum Solutions do Brasil – Tecnologia e Serviços de Suporte Ltda., is 99.999996% owned by Optum Global Solutions International B.V. and 0.000004% owned by OptumHealth International B.V.
- (45) TBD
- (46) Polo Holdco, LLC is 80.1% owned by Collaborative Care Holdings, LLC and the remaining 19.9% being owned by an outside third party.
- (47) Representative office in Beijing, China.
- (48) The remaining 26% is owned by internal and external investors.
- (49) Branch office located in Hong Kong.
- (50) Dental Center Serviços Odontológicos Ltda. is 100% owned by Seisa Serviços Integrados de Saúde Ltda.
- (51) Hospital AMA S.A. is 50.48% owned by Esho – Empresa de Serviços Hospitalares S.A. and 49.52% owned by Seisa Serviços Integrados de Saúde Ltda.
- (52) WESTMED Practice Partners LLC is 86.15% owned by Collaborative Care Holdings, LLC and 13.85% owned by external shareholders.
- (53) ProHealth Medical Management, LLC is 80% owned by Collaborative Care Holdings, LLC and 20% owned by an external shareholder.
- (54) PROHEALTH FITNESS OF LAKE SUCCESS, LLC IS 82.62% owned by ProHealth Medical Management, LLC and 17.38% by an external shareholder.
- (55) Hospital Maternidade Promater Ltda is 99.99% owned by Esho – Empresa de Serviços Hospitalares S.A. and 0.00006% owned by Seisa Serviços Integrados de Saúde Ltda.
- (56) Hospital Geral e Maternidade Madre Maria Theodora Ltda. is 99.9999% owned by Esho – Empresa de Serviços Hospitalares S.A. and 0.00001% owned by Cemed Care Empresa de Atendimento Clínico Geral Ltda.
- (57) Angiografia e Hemodinâmica Madre Theodora Ltda. Is 50% owned by Esho – Empresa de Serviços Hospitalares S.A. and 50% owned by 28 individual partners.
- (58) Guardian Health Systems Limited Partnership is 99.95% owned by AxelaCare Holdings, Inc. with the remaining 0.05% interest as a limited partner being held by AxelaCare Health Solutions, LLC.

STATEMENT AS OF MARCH 31, 2016 OF THE UnitedHealthcare Plan of the River Valley, Inc.

SCHEDULE Y
PART 1A - DETAIL OF INSURANCE HOLDING COMPANY SYSTEM

1	2	3	4	5	6	7	8	9	10	11	12	13	14	15
Group Code	Group Name	NAIC Company Code	ID Number	Federal RSSD	CIK	Name of Securities Exchange if Publicly Traded (U.S. or International)	Names of Parent, Subsidiaries Or Affiliates	Domiciliary Location	Relationship to Reporting Entity	Directly Controlled by (Name of Entity/Person)	Type of Control (Ownership, Board, Management, Attorney-in-Fact, Influence, Other)	If Control is Ownership Provide Percentage	Ultimate Controlling Entity(ies)/Person(s)	*
		.00000	98-1258208				1031387 B.C. Unlimited Liability Company	.CAN	.NIA	OptumRx Group Holdings, Inc.	Ownership	100.000	UnitedHealth Group Incorporated	
		.00000					1069668 B.C. Ltd.	.CAN	.NIA	OptumRx Group Holdings, Inc.	Ownership	100.000	UnitedHealth Group Incorporated	
		.00000	27-2624551				310 Canyon Medical, LLC	.CA	.NIA	Monarch Management Services, Inc.	Ownership	100.000	UnitedHealth Group Incorporated	
		.00000	02-0653265				Access I.V., LLC	.CA	.NIA	SCP Specialty Infusion, LLC	Ownership	100.000	UnitedHealth Group Incorporated	
		.00000	41-1913523				ACN Group IPA of New York, Inc.	.NY	.NIA	OptumHealth Care Solutions, Inc.	Ownership	100.000	UnitedHealth Group Incorporated	
		.00000	27-0015861				ACN Group of California, Inc.	.CA	.IA	OptumHealth Care Solutions, Inc.	Ownership	100.000	UnitedHealth Group Incorporated	
		.00000	11-3485985				Advanced Care Pharmacy, Inc.	.NY	.NIA	Advanced Care, Inc.	Ownership	100.000	UnitedHealth Group Incorporated	
		.00000	11-2997132				Advanced Care, Inc.	.NY	.NIA	AxelaCare Holdings, Inc.	Ownership	100.000	UnitedHealth Group Incorporated	
		.00000	38-3849068				AHJV MSO, Inc.	.DE	.NIA	AHJV, Inc.	Ownership	100.000	UnitedHealth Group Incorporated	
		.00000	38-3849066				AHJV, Inc.	.DE	.NIA	NAMM Holdings, Inc.	Ownership	100.000	UnitedHealth Group Incorporated	
		.00000	22-3493126				Alere Health Improvement Company	.DE	.NIA	Alere Health, LLC	Ownership	100.000	UnitedHealth Group Incorporated	
		.00000	26-2564744				Alere Health, LLC	.DE	.NIA	OptumHealth Care Solutions, Inc.	Ownership	100.000	UnitedHealth Group Incorporated	
		.00000	58-2068880				Alere Healthcare of Illinois, Inc.	.GA	.NIA	Alere Women's and Children's Health, LLC	Ownership	100.000	UnitedHealth Group Incorporated	
		.00000	58-1873062				Alere of New York, Inc.	.NY	.NIA	Alere Women's and Children's Health, LLC	Ownership	100.000	UnitedHealth Group Incorporated	
		.00000	20-0231080				Alere Wellbeing, Inc.	.DE	.NIA	Alere Health, LLC	Ownership	100.000	UnitedHealth Group Incorporated	
		.00000	54-1776557				Alere Wellology, Inc.	.DE	.NIA	Alere Health, LLC	Ownership	100.000	UnitedHealth Group Incorporated	
		.00000	58-2205984				Alere Women's and Children's Health, LLC	.DE	.NIA	Alere Health, LLC	Ownership	100.000	UnitedHealth Group Incorporated	
.0707	UnitedHealth Group Incorporated	.82406	35-1665915				All Savers Insurance Company	.TN	.IA	Golden Rule Financial Corporation	Ownership	100.000	UnitedHealth Group Incorporated	
.0707	UnitedHealth Group Incorporated	.73130	35-1744596				All Savers Life Insurance Company of California	.CA	.IA	Golden Rule Financial Corporation	Ownership	100.000	UnitedHealth Group Incorporated	
		.00000	55-0802777				Ambient Healthcare of Central Florida, Inc.	.FL	.NIA	Ambient Healthcare, Inc.	Ownership	100.000	UnitedHealth Group Incorporated	
		.00000	55-0802779				Ambient Healthcare of Georgia, Inc.	.GA	.NIA	Ambient Healthcare, Inc.	Ownership	100.000	UnitedHealth Group Incorporated	
		.00000	20-4881413				Ambient Healthcare of Northeast Florida, Inc.	.FL	.NIA	Ambient Healthcare, Inc.	Ownership	100.000	UnitedHealth Group Incorporated	
		.00000	33-1012700				Ambient Healthcare of S. Florida, Inc.	.FL	.NIA	Ambient Healthcare, Inc.	Ownership	100.000	UnitedHealth Group Incorporated	
		.00000	55-0802774				Ambient Healthcare of West Florida, Inc.	.FL	.NIA	Ambient Healthcare, Inc.	Ownership	100.000	UnitedHealth Group Incorporated	
		.00000	65-1095227				Ambient Healthcare, Inc.	.FL	.NIA	Ambient Holdings, Inc.	Ownership	100.000	UnitedHealth Group Incorporated	
		.00000	45-2161438				Ambient Holdings, Inc.	.DE	.NIA	AxelaCare Holdings, Inc.	Ownership	100.000	UnitedHealth Group Incorporated	
		.00000	26-3738273				Ambient Nursing Services, Inc.	.FL	.NIA	Ambient Healthcare, Inc.	Ownership	100.000	UnitedHealth Group Incorporated	
		.00000	54-1743136				AmeriChoice Corporation	.DE	.NIA	UnitedHealth Group Incorporated	Ownership	100.000	UnitedHealth Group Incorporated	
.0707	UnitedHealth Group Incorporated	.13178	26-2481299				AmeriChoice Health Services, Inc.	.DE	.NIA	AmeriChoice Corporation	Ownership	100.000	UnitedHealth Group Incorporated	
.0707	UnitedHealth Group Incorporated	.95497	22-3368602				AmeriChoice of Connecticut, Inc.	.CT	.IA	AmeriChoice Corporation	Ownership	100.000	UnitedHealth Group Incorporated	
		.00000	98-1108620				AmeriChoice of New Jersey, Inc.	.NJ	.IA	AmeriChoice Corporation	Ownership	100.000	UnitedHealth Group Incorporated	
		.00000	98-1108620				Amil Assistência Médica Internacional S.A.	.BRA	.NIA	Amil Assistência Médica Internacional S.A.	Ownership	98.879	UnitedHealth Group Incorporated	
		.00000	98-1108620				Amico Saúde Ltda.	.BRA	.NIA	Cemed Care - Empresa de Atendimento Clínico Geral Ltda.	Ownership	1.121	UnitedHealth Group Incorporated	
		.00000					Amil Assistência Médica Internacional S.A.	.BRA	.NIA	Polar II Fundo de Investimento em Participações	Ownership	90.230	UnitedHealth Group Incorporated	2
		.00000	98-1109085				Amil Clinical Research Participações Ltda.	.BRA	.NIA	Esho - Empresa de Serviços Hospitalares S.A.	Ownership	99.950	UnitedHealth Group Incorporated	
		.00000	98-1109085				Amil Clinical Research Participações Ltda.	.BRA	.NIA	Cemed Care - Empresa de Atendimento Clínico Geral Ltda.	Ownership	0.050	UnitedHealth Group Incorporated	
		.00000	98-1138212				AMIL International S.á.r.l.	.LUX	.NIA	Amil Assistência Médica Internacional S.A.	Ownership	100.000	UnitedHealth Group Incorporated	
		.00000	98-1110579				Amil Lifesciences Participações Ltda.	.BRA	.NIA	Amil Assistência Médica Internacional S.A.	Ownership	100.000	UnitedHealth Group Incorporated	

STATEMENT AS OF MARCH 31, 2016 OF THE UnitedHealthcare Plan of the River Valley, Inc.

SCHEDULE Y
PART 1A - DETAIL OF INSURANCE HOLDING COMPANY SYSTEM

1	2	3	4	5	6	7	8	9	10	11	12	13	14	15
Group Code	Group Name	NAIC Company Code	ID Number	Federal RSSD	CIK	Name of Securities Exchange if Publicly Traded (U.S. or International)	Names of Parent, Subsidiaries Or Affiliates	Domiciliary Location	Relationship to Reporting Entity	Directly Controlled by (Name of Entity/Person)	Type of Control (Ownership, Board, Management, Attorney-in-Fact, Influence, Other)	If Control is Ownership Provide Percentage	Ultimate Controlling Entity(ies)/Person(s)	*
		00000	98-1110579				Amil Lifesciences Participações Ltda.	BRA	NIA	Cemed Care - Empresa de Atendimento Clínico Geral Ltda.	Ownership	0.0000	UnitedHealth Group Incorporated	
		00000	26-4312858				Angiografia e Hemodinâmica Madre Theodora Ltda.	BRA	NIA	Esho - Empresa de Serviços Hospitalares S.A.	Ownership	50.0000	UnitedHealth Group Incorporated	2
		00000	27-2068687				AppleCare Medical Management, LLC	DE	NIA	Collaborative Care Holdings, LLC	Ownership	100.0000	UnitedHealth Group Incorporated	
		00000	80-0368187				ARC Infusion, LLC	CA	NIA	SCP Specialty Infusion, LLC	Ownership	100.0000	UnitedHealth Group Incorporated	
		00000	86-0813232				Arizona Physicians IPA, Inc.	AZ	IA	UnitedHealthcare, Inc.	Ownership	100.0000	UnitedHealth Group Incorporated	
		00000	90-0369702				ASI Global, LLC	TX	NIA	FrontierMEDEX, Inc.	Ownership	100.0000	UnitedHealth Group Incorporated	
		00000	26-3878957				AssuranceRx, LLC	AL	NIA	BriovaRx, LLC	Ownership	100.0000	UnitedHealth Group Incorporated	
		00000	47-0990056				Audax Health Solutions, LLC	DE	NIA	Rally Health, Inc.	Ownership	100.0000	UnitedHealth Group Incorporated	
		00000	80-0368187				Aveta Arizona, Inc.	AZ	NIA	NAMM Holdings, Inc.	Ownership	100.0000	UnitedHealth Group Incorporated	
		00000	90-0632302				Aveta Health Solutions Inc.	DE	NIA	NAMM Holdings, Inc.	Ownership	100.0000	UnitedHealth Group Incorporated	
		00000	20-4057813				Aveta Inc.	DE	NIA	Collaborative Care Holdings, LLC	Ownership	100.0000	UnitedHealth Group Incorporated	
		00000	27-2823524				Aveta Kansas City, Inc.	KS	NIA	NAMM Holdings, Inc.	Ownership	100.0000	UnitedHealth Group Incorporated	
		00000	36-4704309				Aveta Tennessee, Inc	DE	NIA	NAMM Holdings, Inc.	Ownership	100.0000	UnitedHealth Group Incorporated	
		00000	26-2565032				AxelaCare Health Solutions, LLC	DE	NIA	AxelaCare Holdings, Inc.	Ownership	100.0000	UnitedHealth Group Incorporated	
		00000	27-3918706		0001507772		AxelaCare Holdings, Inc.	DE	NIA	AxelaCare, LLC	Ownership	100.0000	UnitedHealth Group Incorporated	
		00000	30-0842394				AxelaCare Intermediate Holdings, LLC	DE	NIA	OptumRx, Inc.	Ownership	100.0000	UnitedHealth Group Incorporated	
		00000	61-1708598				AxelaCare, LLC	DE	NIA	AxelaCare Intermediate Holdings, LLC	Ownership	100.0000	UnitedHealth Group Incorporated	
		00000	88-0267857				Behavioral Healthcare Options, Inc.	NV	NIA	Sierra Health Services, Inc.	Ownership	100.0000	UnitedHealth Group Incorporated	
		00000	98-1112673				Bosque Medical Center S.A.	BRA	NIA	Amil Assistência Médica Internacional S.A.	Ownership	78.2100	UnitedHealth Group Incorporated	
		00000	98-1112673				Bosque Medical Center S.A.	BRA	NIA	Esho - Empresa de Serviços Hospitalares S.A.	Ownership	21.7900	UnitedHealth Group Incorporated	
		00000	27-1930321				BriovaRx of Georgia, LLC	GA	NIA	BriovaRx, LLC	Ownership	100.0000	UnitedHealth Group Incorporated	
		00000	27-2348504				BriovaRx of Hawaii, LLC	HI	NIA	OptumRx PBM of Illinois, Inc.	Ownership	100.0000	UnitedHealth Group Incorporated	
		00000	46-2731176				BriovaRx of Indiana, LLC	IN	NIA	OptumRx PBM of Illinois, Inc.	Ownership	100.0000	UnitedHealth Group Incorporated	
		00000	46-2790537				BriovaRx of Louisiana, LLC	LA	NIA	BriovaRx, LLC	Ownership	100.0000	UnitedHealth Group Incorporated	
		00000	01-0516051				BriovaRx of Maine, Inc.	ME	NIA	OptumRx PBM of Illinois, Inc.	Ownership	100.0000	UnitedHealth Group Incorporated	
		00000	27-3331130				BriovaRx of Massachusetts, LLC	MA	NIA	OptumRx PBM of Illinois, Inc.	Ownership	100.0000	UnitedHealth Group Incorporated	
		00000	45-2532834				BriovaRx of Nevada, LLC	NV	NIA	OptumRx PBM of Illinois, Inc.	Ownership	100.0000	UnitedHealth Group Incorporated	
		00000	20-2719823				BriovaRx of Texas, Inc.	TX	NIA	Catamaran Home Delivery of Florida, Inc.	Ownership	100.0000	UnitedHealth Group Incorporated	
		00000	55-0824381				BriovaRx, LLC	AL	NIA	BriovaRx of Maine, Inc.	Ownership	100.0000	UnitedHealth Group Incorporated	
		00000	46-1981651				Cardio Management, Inc.	DE	NIA	OrthoNet Holdings, Inc.	Ownership	100.0000	UnitedHealth Group Incorporated	
		00000	20-8375685				Care Improvement Plus Group Management, LLC	MD	NIA	XLHealth Corporation	Ownership	100.0000	UnitedHealth Group Incorporated	
0707	UnitedHealth Group Incorporated	12558	45-4976934				Care Improvement Plus of Texas Insurance Company	TX	IA	XLHealth Corporation	Ownership	100.0000	UnitedHealth Group Incorporated	
0707	UnitedHealth Group Incorporated	12567	20-3888112				Care Improvement Plus South Central Insurance Company	AR	IA	XLHealth Corporation	Ownership	100.0000	UnitedHealth Group Incorporated	
0707	UnitedHealth Group Incorporated	14041	27-5038136				Care Improvement Plus Wisconsin Insurance Company	WI	IA	XLHealth Corporation	Ownership	100.0000	UnitedHealth Group Incorporated	
		00000	20-5807941				Catalyst360, LLC	DE	NIA	Optum Services, Inc.	Ownership	100.0000	UnitedHealth Group Incorporated	
		00000	31-1728846				Catamaran Discount Card Services, LLC	DE	NIA	OptumRx PBM of Illinois, Inc.	Ownership	100.0000	UnitedHealth Group Incorporated	
		00000	46-0666840				Catamaran Health Solutions, LLC	DE	NIA	OptumRx Administrative Services, LLC	Ownership	100.0000	UnitedHealth Group Incorporated	
		00000	80-0870454				Catamaran Holdings I, LLC	DE	NIA	1031387 B.C. Unlimited Liability Company	Ownership	100.0000	UnitedHealth Group Incorporated	
		00000	11-3647935				Catamaran Home Delivery of Florida, Inc.	DE	NIA	OptumRx PBM of Illinois, Inc.	Ownership	100.0000	UnitedHealth Group Incorporated	
0707	UnitedHealth Group Incorporated	69647	31-0628424				Catamaran Insurance of Ohio, Inc.	OH	IA	OptumRx PBM of Maryland, Inc.	Ownership	100.0000	UnitedHealth Group Incorporated	
		00000	20-0218027				Catamaran IPA III, Inc.	NY	NIA	Catamaran PBM of Illinois II, Inc.	Ownership	100.0000	UnitedHealth Group Incorporated	

STATEMENT AS OF MARCH 31, 2016 OF THE UnitedHealthcare Plan of the River Valley, Inc.

SCHEDULE Y
PART 1A - DETAIL OF INSURANCE HOLDING COMPANY SYSTEM

1	2	3	4	5	6	7	8	9	10	11	12	13	14	15
Group Code	Group Name	NAIC Company Code	ID Number	Federal RSSD	CIK	Name of Securities Exchange if Publicly Traded (U.S. or International)	Names of Parent, Subsidiaries Or Affiliates	Domiciliary Location	Relationship to Reporting Entity	Directly Controlled by (Name of Entity/Person)	Type of Control (Ownership, Board, Management, Attorney-in-Fact, Influence, Other)	If Control is Ownership Provide Percentage	Ultimate Controlling Entity(ies)/Person(s)	*
		.00000	27-4241298				Catamaran Mail, LLC	.DE	NIA	Catamaran Health Solutions, LLC	Ownership	100.000	UnitedHealth Group Incorporated	
		.00000					Catamaran Newco, LLC	.DE	NIA	Catamaran Holdings I, LLC	Ownership	100.000	UnitedHealth Group Incorporated	
		.00000	27-3419292				Catamaran of Pennsylvania, LLC	.DE	NIA	Catamaran Health Solutions, LLC	Ownership	100.000	UnitedHealth Group Incorporated	
		.00000	36-4049815				Catamaran PBM of Illinois II, Inc.	.IL	NIA	OptumRx PBM of Maryland, Inc.	Ownership	100.000	UnitedHealth Group Incorporated	
		.00000	26-1424534				Catamaran PBM of Puerto Rico, LLC	.NV	NIA	OptumRx PBM of Maryland, Inc.	Ownership	100.000	UnitedHealth Group Incorporated	
		.00000	16-1767416				Catamaran PD of Pennsylvania, LLC	.PA	NIA	Catamaran of Pennsylvania, LLC	Ownership	100.000	UnitedHealth Group Incorporated	
		.00000	26-1438879				Catamaran PD of Puerto Rico, LLC	.NV	NIA	OptumRx PBM of Maryland, Inc.	Ownership	100.000	UnitedHealth Group Incorporated	
		.00000	88-0373347				Catamaran Pharmacy of Nevada, Inc.	.NV	NIA	Catamaran Health Solutions, LLC	Ownership	100.000	UnitedHealth Group Incorporated	
		.00000	26-3633484				Catamaran Rebate Management, Inc.	.NV	NIA	OptumRx PBM of Maryland, Inc. 1031387 B.C. Unlimited Liability Company	Ownership	100.000	UnitedHealth Group Incorporated	
		.00000	98-1069737				Catamaran S.á.r.l.	.LUX	NIA		Ownership	100.000	UnitedHealth Group Incorporated	
		.00000	26-0543382				Catamaran Senior Services, LLC	.AL	NIA	Optum Hospice Pharmacy Services, LLC	Ownership	100.000	UnitedHealth Group Incorporated	
		.00000	98-1111491				Cemed Care - Empresa de Atendimento Clínico Geral Ltda.	.BRA	NIA	Amil Assistência Médica Internacional S.A.	Ownership	100.000	UnitedHealth Group Incorporated	
		.00000	98-1111491				Cemed Care - Empresa de Atendimento Clínico Geral Ltda.	.BRA	NIA	Amico Saúde Ltda.	Ownership	0.000	UnitedHealth Group Incorporated	
		.00000	98-1094627				ChinaGate (Hong Kong) Limited	.HKG	NIA	Optum, Inc.	Ownership	100.000	UnitedHealth Group Incorporated	
		.00000					ChinaGate Company Limited	.CHN	NIA	ChinaGate (Hong Kong) Limited	Ownership	100.000	UnitedHealth Group Incorporated	
		.00000					CMS - Central de Manipulação e Serviços Farmacêuticos S.A.	.BRA	NIA	COI - Clínicas Oncológicas Integradas S.A.	Ownership	100.000	UnitedHealth Group Incorporated	
		.00000	56-2674371				Coachella Valley Physicians of PrimeCare, Inc.	.CA	NIA	PrimeCare Medical Network, Inc.	Ownership	100.000	UnitedHealth Group Incorporated	
		.00000	27-1193028				Coalition For Advanced Pharmacy Services, LLC	.DE	NIA	Catamaran Health Solutions, LLC	Ownership	100.000	UnitedHealth Group Incorporated	
		.00000					COI - Clínicas Oncológicas Integradas S.A.	.BRA	NIA	COI Participações S.A.	Ownership	100.000	UnitedHealth Group Incorporated	
		.00000					COI Participações S.A.	.BRA	NIA	Esho - Empresa de Serviços Hospitalares S.A.	Ownership	85.000	UnitedHealth Group Incorporated	2
		.00000	27-2337616				Collaborative Care Holdings, LLC	.DE	NIA	OptumHealth Holdings, LLC	Ownership	100.000	UnitedHealth Group Incorporated	
		.00000	27-2337487				Collaborative Care Services, Inc.	.DE	NIA	Collaborative Care Holdings, LLC	Ownership	100.000	UnitedHealth Group Incorporated	
		.00000	27-3470466				Collaborative Care Solutions, LLC	.DE	NIA	Collaborative Care Services, Inc.	Ownership	100.000	UnitedHealth Group Incorporated	
		.00000	45-2614005				Collaborative Realty, LLC	.NY	NIA	Collaborative Care Holdings, LLC	Ownership	100.000	UnitedHealth Group Incorporated	
		.00000	11-3647007				Comfort Care Transportation, LLC	.TX	NIA	WellMed Medical Management, Inc.	Ownership	100.000	UnitedHealth Group Incorporated	
		.00000	61-1351358				Commonwealth Administrators, LLC	.KY	NIA	UMR, Inc.	Ownership	100.000	UnitedHealth Group Incorporated	
		.00000	20-1825933				Connexions HCl, LLC	.FL	NIA	Connexions, Inc.	Ownership	100.000	UnitedHealth Group Incorporated	
		.00000	59-3684411				Connexions, Inc.	.FL	NIA	OptumHealth Holdings, LLC	Ownership	100.000	UnitedHealth Group Incorporated	
		.00000	20-5654789				Crescent Drug Corp.	.NY	NIA	Salveo Specialty Pharmacy, Inc.	Ownership	100.000	UnitedHealth Group Incorporated	
		.00000	26-0080565				Cypress Care, Inc.	.DE	NIA	Healthcare Solutions, Inc.	Ownership	100.000	UnitedHealth Group Incorporated	
		.00000					Day-Op Surgery Consulting Company, LLC	.DE	NIA	ProHEALTH Medical Management, LLC	Ownership	100.000	UnitedHealth Group Incorporated	
		.00000	52-1811176				DBP Services of New York IPA, Inc.	.NY	NIA	Dental Benefit Providers, Inc.	Ownership	100.000	UnitedHealth Group Incorporated	
		.00000					Dental Benefit Providers of California, Inc.	.CA	IA	Dental Benefit Providers, Inc.	Ownership	100.000	UnitedHealth Group Incorporated	
		.00000	52-1452809				Dental Benefit Providers of Illinois, Inc.	.IL	IA	Dental Benefit Providers, Inc.	Ownership	100.000	UnitedHealth Group Incorporated	
.0707	UnitedHealth Group Incorporated	52053	36-4008355				Dental Benefit Providers, Inc.	.DE	NIA	United HealthCare Services, Inc.	Ownership	100.000	UnitedHealth Group Incorporated	
		.00000	41-2014834				Dental Benefit Providers, Inc.	.DE	NIA	Esho - Empresa de Serviços Hospitalares S.A.	Ownership	80.000	UnitedHealth Group Incorporated	2
		.00000	30-0238641				Dilab Medicina Nuclear Ltda.	.BRA	NIA	OptumHealth Holdings, LLC	Ownership	100.000	UnitedHealth Group Incorporated	
		.00000					Distance Learning Network, Inc.	.DE	NIA	OptumHealth Holdings, LLC	Ownership	100.000	UnitedHealth Group Incorporated	
		.00000					Duncan Printing Services, LLC	.SC	NIA	UnitedHealthcare Insurance Company	Ownership	100.000	UnitedHealth Group Incorporated	
		.00000	59-3625966				DWIC of Tampa Bay, Inc.	.FL	NIA	MedExpress Development, LLC	Ownership	100.000	UnitedHealth Group Incorporated	
		.00000	84-1162764				Electronic Network Systems, Inc.	.DE	NIA	OptumInsight, Inc.	Ownership	100.000	UnitedHealth Group Incorporated	

STATEMENT AS OF MARCH 31, 2016 OF THE UnitedHealthcare Plan of the River Valley, Inc.

SCHEDULE Y

PART 1A - DETAIL OF INSURANCE HOLDING COMPANY SYSTEM

1	2	3	4	5	6	7	8	9	10	11	12	13	14	15
Group Code	Group Name	NAIC Company Code	ID Number	Federal RSSD	CIK	Name of Securities Exchange if Publicly Traded (U.S. or International)	Names of Parent, Subsidiaries Or Affiliates	Domiciliary Location	Relationship to Reporting Entity	Directly Controlled by (Name of Entity/Person)	Type of Control (Ownership, Board, Management, Attorney-in-Fact, Influence, Other)	If Control is Ownership Provide Percentage	Ultimate Controlling Entity(ies)/Person(s)	*
		00000	98-1103713				ELG FZE	ARE	NIA	Frontier MEDEX Limited	Ownership	100.000	UnitedHealth Group Incorporated	
		00000	98-1111172				Esho - Empresa de Serviços Hospitalares S.A.	BRA	NIA	Amil Assistência Médica Internacional S.A.	Ownership	99.206	UnitedHealth Group Incorporated	5
		00000					Etho - Empresa de Tecnologia Hospitalar Ltda.	BRA	NIA	Amil Assistência Médica Internacional S.A.	Ownership	71.910	UnitedHealth Group Incorporated	2
		00000	86-0964571				Evercare Collaborative Solutions, Inc.	DE	NIA	Ovations, Inc.	Ownership	100.000	UnitedHealth Group Incorporated	
		00000	98-1111239				Excellion Serviços Biomédicos S.A.	BRA	NIA	Esho - Empresa de Serviços Hospitalares S.A.	Ownership	100.000	UnitedHealth Group Incorporated	
		00000	11-3669765				Executive Health Resources, Inc.	PA	NIA	OptumInsight, Inc.	Ownership	100.000	UnitedHealth Group Incorporated	
		00000					Exploration for Mine Clearance LLC	IRQ	NIA	Frontier MEDEX Limited	Ownership	100.000	UnitedHealth Group Incorporated	
		00000	98-1113428				Exploration Logistics B.C. Ltd.	CAN	NIA	FrontierMEDEX Canada Limited	Ownership	100.000	UnitedHealth Group Incorporated	
		00000	88-0223385				Family Health Care Services	NV	NIA	Sierra Health Services, Inc.	Ownership	100.000	UnitedHealth Group Incorporated	
		00000	88-0257036				Family Home Hospice, Inc.	NV	NIA	Sierra Health Services, Inc.	Ownership	100.000	UnitedHealth Group Incorporated	
		00000	26-4106571				First Rx Specialty & Mail Services, LLC	DE	NIA	Catamaran Health Solutions, LLC	Ownership	100.000	UnitedHealth Group Incorporated	
		00000	35-2456267				FMG Holdings, LLC	DE	NIA	UnitedHealth Group Incorporated	Ownership	100.000	UnitedHealth Group Incorporated	
		00000	86-0908902				FOR HEALTH OF ARIZONA, INC.	AZ	NIA	For Health, Inc.	Ownership	100.000	UnitedHealth Group Incorporated	
		00000	33-0766617				For Health, Inc.	DE	NIA	Inspiris, Inc.	Ownership	100.000	UnitedHealth Group Incorporated	
		00000					Frontier MEDEX Limited	GBR	NIA	UnitedHealthcare International I B.V.	Ownership	100.000	UnitedHealth Group Incorporated	
		00000					Frontier Medex Tanzania Limited	TZA	NIA	Frontier MEDEX Limited	Ownership	99.000	UnitedHealth Group Incorporated	4
		00000	68-0679514				FrontierMEDEX (RMS), Inc.	DE	NIA	FMG Holdings, LLC	Ownership	100.000	UnitedHealth Group Incorporated	
		00000	98-1103497				FrontierMEDEX Canada Holdings Ltd.	CAN	NIA	UnitedHealthcare International I B.V.	Ownership	100.000	UnitedHealth Group Incorporated	
		00000	98-1104429				FrontierMEDEX Canada Limited	CAN	NIA	FrontierMEDEX Canada Holdings Ltd.	Ownership	100.000	UnitedHealth Group Incorporated	
		00000	45-5339512				FrontierMEDEX Government Services, LLC	DE	NIA	FMG Holdings, LLC	Ownership	100.000	UnitedHealth Group Incorporated	
		00000	98-1147103				FrontierMEDEX Kenya Limited	KEN	NIA	Frontier MEDEX Limited	Ownership	99.900	UnitedHealth Group Incorporated	
		00000	98-1147103				FrontierMEDEX Kenya Limited	KEN	NIA	UnitedHealthcare International I B.V.	Ownership	0.100	UnitedHealth Group Incorporated	
		00000	98-1101521				FrontierMEDEX Limited	IRQ	NIA	Frontier MEDEX Limited	Ownership	100.000	UnitedHealth Group Incorporated	
		00000	33-1219808				FrontierMEDEX US, Inc.	DE	NIA	FMG Holdings, LLC	Ownership	100.000	UnitedHealth Group Incorporated	
		00000	52-2230470				FrontierMEDEX, Inc.	IN	NIA	FrontierMEDEX US, Inc.	Ownership	100.000	UnitedHealth Group Incorporated	
		00000	37-0920164				gethealthinsurance.com Agency Inc.	IN	NIA	Golden Rule Financial Corporation	Ownership	100.000	UnitedHealth Group Incorporated	
		00000	20-3420886				Golden Outlook, Inc.	CA	NIA	Collaborative Care Holdings, LLC	Ownership	100.000	UnitedHealth Group Incorporated	
		00000	37-0855360				Golden Rule Financial Corporation	DE	NIA	UnitedHealth Group Incorporated	Ownership	100.000	UnitedHealth Group Incorporated	
.0707	UnitedHealth Group Incorporated	62286	37-6028756	3057283			Golden Rule Insurance Company	IN	IA	Golden Rule Financial Corporation	Ownership	100.000	UnitedHealth Group Incorporated	
		00000	75-2196224				Guardian Health Systems Limited Partnership	OK	NIA	AxelaCare Holdings, Inc.	Ownership	99.950	UnitedHealth Group Incorporated	
		00000	75-2196224				Guardian Health Systems Limited Partnership	OK	NIA	AxelaCare Health Solutions, LLC	Ownership	0.050	UnitedHealth Group Incorporated	
.0707	UnitedHealth Group Incorporated	79480	35-1279304				H&W Indemnity (SPC), Ltd.	CYM	NIA	UnitedHealth Group Incorporated	Ownership	100.000	UnitedHealth Group Incorporated	
		00000	23-2171049				Harken Health Insurance Company	WI	IA	UnitedHealthcare, Inc.	Ownership	100.000	UnitedHealth Group Incorporated	
.0707	UnitedHealth Group Incorporated	43893	13-3584296				Health Business Systems, Inc.	PA	NIA	OptumRx Administrative Services, LLC	Ownership	100.000	UnitedHealth Group Incorporated	
		00000	98-0153069				Health Net Insurance of New York, Inc.	NY	IA	Oxford Health Plans LLC	Ownership	100.000	UnitedHealth Group Incorporated	
.0707	UnitedHealth Group Incorporated	96342	88-0201035				Health Net Services (Bermuda) Ltd.	BMU	NIA	Oxford Health Plans LLC	Ownership	100.000	UnitedHealth Group Incorporated	
		00000	98-1098167				Health Plan of Nevada, Inc.	NV	IA	Sierra Health Services, Inc.	Ownership	100.000	UnitedHealth Group Incorporated	
		00000	95-4763349				Health Technology Analysts Pty Limited	AUS	NIA	OptumInsight, Inc.	Ownership	100.000	UnitedHealth Group Incorporated	
		00000	77-0693060				HealthAllies, Inc.	DE	NIA	OptumHealth Holdings, LLC	Ownership	100.000	UnitedHealth Group Incorporated	
		00000	84-1472832				Healthcare Solutions, Inc.	DE	NIA	OptumRx Administrative Services, LLC	Ownership	100.000	UnitedHealth Group Incorporated	
		00000	93-1103256				Highlands Ranch Healthcare, LLC	CO	NIA	Urgent Care MSO, LLC	Ownership	100.000	UnitedHealth Group Incorporated	
		00000	27-0668812				Home Care I.V. of Bend, LLC	OR	NIA	SCP Specialty Infusion, LLC	Ownership	100.000	UnitedHealth Group Incorporated	
		00000	20-8910978				Home Infusion With Heart, LLC	NE	NIA	AxelaCare Holdings, Inc.	Ownership	100.000	UnitedHealth Group Incorporated	
		00000					Hospice Inspiris Holdings, Inc.	TN	NIA	Inspiris, Inc.	Ownership	100.000	UnitedHealth Group Incorporated	
		00000					Hospitals Associados de Pernambuco Ltda.	BRA	NIA	Esho - Empresa de Serviços Hospitalares S.A.	Ownership	90.000	UnitedHealth Group Incorporated	2

STATEMENT AS OF MARCH 31, 2016 OF THE UnitedHealthcare Plan of the River Valley, Inc.

SCHEDULE Y
PART 1A - DETAIL OF INSURANCE HOLDING COMPANY SYSTEM

1	2	3	4	5	6	7	8	9	10	11	12	13	14	15
Group Code	Group Name	NAIC Company Code	ID Number	Federal RSSD	CIK	Name of Securities Exchange if Publicly Traded (U.S. or International)	Names of Parent, Subsidiaries Or Affiliates	Domiciliary Location	Relationship to Reporting Entity	Directly Controlled by (Name of Entity/Person)	Type of Control (Ownership, Board, Management, Attorney-in-Fact, Influence, Other)	If Control is Ownership Provide Percentage	Ultimate Controlling Entity(ies)/Person(s)	*
		00000	98-1111920				Hospital Alvorada de Taguatinga Ltda.	BRA	NIA	Amil Assistência Médica Internacional S.A.	Ownership	74.397	UnitedHealth Group Incorporated	
		00000	98-1111920				Hospital Alvorada de Taguatinga Ltda.	BRA	NIA	Bosque Medical Center S.A.	Ownership	25.603	UnitedHealth Group Incorporated	
		00000	98-1202916				Hospital AMA S.A.	BRA	NIA	Esho – Empresa de Serviços Hospitalares S.A.	Ownership	50.480	UnitedHealth Group Incorporated	
		00000	98-1202916				Hospital AMA S.A.	BRA	NIA	Seisa Serviços Integrados de Saúde Ltda.	Ownership	49.520	UnitedHealth Group Incorporated	
		00000	98-1203135				Hospital Carlos Chagas S.A.	BRA	NIA	Esho – Empresa de Serviços Hospitalares S.A.	Ownership	100.000	UnitedHealth Group Incorporated	
		00000					Hospital Maternidade Promater Ltda.	BRA	NIA	Esho – Empresa de Serviços Hospitalares S.A.	Ownership	100.000	UnitedHealth Group Incorporated	
		00000					Hospital Maternidade Promater Ltda.	BRA	NIA	Seisa Serviços Integrados de Saúde Ltda.	Ownership	0.000	UnitedHealth Group Incorporated	
		00000	26-2912304				Humedica, Inc.	DE	NIA	United HealthCare Services, Inc.	Ownership	100.000	UnitedHealth Group Incorporated	
		00000	36-4331825				Hygeia Corporation	DE	NIA	UnitedHealth International, Inc.	Ownership	100.000	UnitedHealth Group Incorporated	
		00000	98-1099968				Hygeia Corporation	CAN	NIA	UnitedHealth Group International L.P.	Ownership	100.000	UnitedHealth Group Incorporated	
		00000					Imed Star – Serviços de Desempenho Organizacional Ltda.	BRA	NIA	Optum Health & Technology Serviços do Brasil Ltda.	Ownership	100.000	UnitedHealth Group Incorporated	
		00000					Imed Star – Serviços de Desempenho Organizacional Ltda.	BRA	NIA	UHG Brasil Participações S.A.	Ownership	0.000	UnitedHealth Group Incorporated	
		00000	47-0941801				Infusource, LLC	CA	NIA	SCP Specialty Infusion, LLC	Ownership	100.000	UnitedHealth Group Incorporated	
		00000	62-1641102				Ingram & Associates, LLC	TN	NIA	Optum360, LLC	Ownership	100.000	UnitedHealth Group Incorporated	
		00000	88-0482274				inPharmative, Inc.	NV	NIA	Catamaran Health Solutions, LLC	Ownership	100.000	UnitedHealth Group Incorporated	
		00000	13-4138668				INSPIRIS of New York IPA, Inc.	NY	NIA	Inspiris, Inc.	Ownership	100.000	UnitedHealth Group Incorporated	
		00000	13-4138665				INSPIRIS of New York Management, Inc.	NY	NIA	Inspiris, Inc.	Ownership	100.000	UnitedHealth Group Incorporated	
		00000	20-5355196				Inspiris of Tennessee, Inc.	TN	NIA	Inspiris, Inc.	Ownership	100.000	UnitedHealth Group Incorporated	
		00000	26-2885572				INSPIRIS of Texas Physician Group	TX	NIA	Inspiris Services Company	Ownership	100.000	UnitedHealth Group Incorporated	
		00000	26-0683057				Inspiris Services Company	TN	NIA	Inspiris, Inc.	Ownership	100.000	UnitedHealth Group Incorporated	
		00000	33-0766366				Inspiris, Inc.	DE	NIA	Collaborative Care Holdings, LLC	Ownership	100.000	UnitedHealth Group Incorporated	
		00000	98-1097022				International Psychological Services Pty Limited	AUS	NIA	Optum Health & Technology (Australia) Pty Ltd	Ownership	100.000	UnitedHealth Group Incorporated	
		00000					IRX Financing I LLC	DE	NIA	OptumRx Administrative Services, LLC	Ownership	100.000	UnitedHealth Group Incorporated	
		00000	57-1089983				IV Specialists, Inc.	SC	NIA	Ambient Healthcare, Inc.	Ownership	100.000	UnitedHealth Group Incorporated	
		00000	32-0409538				Lifeprint Accountable Care Organization, LLC	DE	NIA	Collaborative Care Holdings, LLC	Ownership	100.000	UnitedHealth Group Incorporated	
		00000	45-3143218				Lifeprint East, Inc.	DE	NIA	Collaborative Care Holdings, LLC	Ownership	100.000	UnitedHealth Group Incorporated	
		00000	27-2309024				LifePrint Health, Inc.	DE	NIA	Collaborative Care Holdings, LLC	Ownership	100.000	UnitedHealth Group Incorporated	
		00000	39-1974851				Logistics Health, Inc.	WI	NIA	OptumHealth Holdings, LLC	Ownership	100.000	UnitedHealth Group Incorporated	
		00000	98-1137620				Lusíadas – Parcerias Cascais, S.A.	PRT	NIA	Lusíadas, SGPS, S.A.	Ownership	100.000	UnitedHealth Group Incorporated	
		00000	98-1139095				Lusíadas A.C.E.	PRT	NIA	Lusíadas, SGPS, S.A.	Ownership	70.000	UnitedHealth Group Incorporated	
		00000	98-1139095				Lusíadas A.C.E.	PRT	NIA	Lusíadas, S.A.	Ownership	20.000	UnitedHealth Group Incorporated	
		00000	98-1139095				Lusíadas A.C.E.	PRT	NIA	Lusíadas – Parcerias Cascais, S.A.	Ownership	10.000	UnitedHealth Group Incorporated	
		00000	98-1139089				Lusíadas, S.A.	PRT	NIA	Lusíadas, SGPS, S.A.	Ownership	100.000	UnitedHealth Group Incorporated	
		00000	98-1138570				Lusíadas, SGPS, S.A.	PRT	NIA	Amil International S.á.r.l.	Ownership	100.000	UnitedHealth Group Incorporated	
		00000	52-2129787				MAMSI Insurance Resources, LLC	MD	NIA	OneNet PPO, LLC	Ownership	100.000	UnitedHealth Group Incorporated	
0707	UnitedHealth Group Incorporated	60321	52-1803283				MAMSI Life and Health Insurance Company	MD	IA	United HealthCare Services, Inc.	Ownership	100.000	UnitedHealth Group Incorporated	
		00000	14-1782475				Managed Physical Network, Inc.	NY	NIA	OptumHealth Care Solutions, Inc.	Ownership	100.000	UnitedHealth Group Incorporated	
		00000	20-2880404				March Holdings, Inc.	CA	NIA	Specialty Benefits, LLC	Ownership	100.000	UnitedHealth Group Incorporated	
		00000	20-3042852				March Vision Care, Inc.	CA	IA	March Holdings, Inc.	Ownership	100.000	UnitedHealth Group Incorporated	
		00000	42-1741584				MD Ops, Inc.	CA	NIA	North American Medical Management California, Inc.	Ownership	100.000	UnitedHealth Group Incorporated	

STATEMENT AS OF MARCH 31, 2016 OF THE UnitedHealthcare Plan of the River Valley, Inc.

SCHEDULE Y
PART 1A - DETAIL OF INSURANCE HOLDING COMPANY SYSTEM

1	2	3	4	5	6	7	8	9	10	11	12	13	14	15
Group Code	Group Name	NAIC Company Code	ID Number	Federal RSSD	CIK	Name of Securities Exchange if Publicly Traded (U.S. or International)	Names of Parent, Subsidiaries Or Affiliates	Domiciliary Location	Relationship to Reporting Entity	Directly Controlled by (Name of Entity/Person)	Type of Control (Ownership, Board, Management, Attorney-in-Fact, Influence, Other)	If Control is Ownership Provide Percentage	Ultimate Controlling Entity(ies)/Person(s)	*
..0707	UnitedHealth Group Incorporated	96310	52-1169135				MD-Individual Practice Association, Inc.	..MD	..IA	United HealthCare Services, Inc.	Ownership	100.000	UnitedHealth Group Incorporated	
		00000					Medalliance Net Ltda.	..BRA	..NIA	Optum Health & Technology Serviços do Brasil Ltda.	Ownership	100.000	UnitedHealth Group Incorporated	
		00000	52-2178531				MEDEX Insurance Services, Inc.	..MD	..NIA	FrontierMEDEX, Inc.	Ownership	100.000	UnitedHealth Group Incorporated	
		00000	20-3824377				MedExpress Development, LLC	..FL	..NIA	Urgent Care MSO, LLC	Ownership	100.000	UnitedHealth Group Incorporated	
		00000	20-2545363				MedExpress Urgent Care of Boynton Beach, LLC	..FL	..NIA	MedExpress Development, LLC	Ownership	100.000	UnitedHealth Group Incorporated	
		00000					MedExpress Urgent Care, Inc. - Ohio	..OH	..NIA	Urgent Care Holdings, Inc.	Ownership	100.000	UnitedHealth Group Incorporated	
..0707	UnitedHealth Group Incorporated	12756	20-3391186				Medica Health Plans of Florida, Inc.	..FL	..IA	United HealthCare Services, Inc.	Ownership	100.000	UnitedHealth Group Incorporated	
..0707	UnitedHealth Group Incorporated	12155	01-0788576				Medica HealthCare Plans, Inc.	..FL	..IA	United HealthCare Services, Inc.	Ownership	100.000	UnitedHealth Group Incorporated	
		00000	26-4808018				Medical Preparatory School of Allied Health, LLC	..TX	..NIA	WellMed Medical Management, Inc.	Ownership	100.000	UnitedHealth Group Incorporated	
		00000	32-0037402				Medical Transportation Services, LLC	..FL	..NIA	United HealthCare Services, Inc.	Ownership	100.000	UnitedHealth Group Incorporated	
		00000	75-2682287				MedSynergies North Texas, Inc.	..TX	..NIA	MedSynergies, Inc.	Ownership	100.000	UnitedHealth Group Incorporated	
		00000	75-2515691				MedSynergies, Inc.	..DE	..NIA	Mustang Razorback Holdings, Inc.	Ownership	100.000	UnitedHealth Group Incorporated	
		00000	27-2252446				MHC Real Estate Holdings, LLC	..CA	..NIA	Monarch Management Services, Inc.	Ownership	100.000	UnitedHealth Group Incorporated	
		00000	20-4515146				Mission Road Pharmacy, Inc.	..CA	..NIA	Salveo Specialty Pharmacy, Inc.	Ownership	100.000	UnitedHealth Group Incorporated	
		00000	46-3949765				MN Waypoint Sports Physical Therapy, Inc.	..DE	..NIA	Orthology, Inc.	Ownership	100.000	UnitedHealth Group Incorporated	
		00000					Mobile Medical Professionals	..IA	..NIA	TeamMD Iowa, Inc.	Ownership	100.000	UnitedHealth Group Incorporated	
		00000	31-1191553				Modern Medical, Inc.	..OH	..NIA	Healthcare Solutions, Inc.	Ownership	100.000	UnitedHealth Group Incorporated	
		00000	45-3142852				Monarch Management Services, Inc.	..DE	..NIA	Collaborative Care Holdings, LLC	Ownership	100.000	UnitedHealth Group Incorporated	
		00000					MSLA Management LLC	..DE	..NIA	Logistics Health, Inc.	Ownership	100.000	UnitedHealth Group Incorporated	
		00000	47-1935798				Mustang Razorback Holdings, Inc.	..DE	..NIA	OptumInsight, Inc.	Ownership	100.000	UnitedHealth Group Incorporated	
		00000	20-3236839				NAMM Holdings, Inc.	..DE	..NIA	Aveta Inc.	Ownership	100.000	UnitedHealth Group Incorporated	
..0707	UnitedHealth Group Incorporated	95251	76-0196559				National Pacific Dental, Inc.	..TX	..IA	Dental Benefit Providers, Inc.	Ownership	100.000	UnitedHealth Group Incorporated	
..0707	UnitedHealth Group Incorporated	95123	65-0996107				Neighborhood Health Partnership, Inc.	..FL	..IA	UnitedHealthcare, Inc.	Ownership	100.000	UnitedHealth Group Incorporated	
		00000	20-4755277				Netwerkes, LLC	..TN	..NIA	Payment Resolution Services, LLC	Ownership	100.000	UnitedHealth Group Incorporated	
		00000	46-3584152				Nevada Medical Services LLC	..NV	..NIA	Collaborative Care Services, Inc.	Ownership	100.000	UnitedHealth Group Incorporated	
..0707	UnitedHealth Group Incorporated	95758	88-0228572				Nevada Pacific Dental	..NV	..IA	Dental Benefit Providers, Inc.	Ownership	100.000	UnitedHealth Group Incorporated	
		00000	36-3984647				North American Medical Management - Illinois, Inc.	..IL	..NIA	NAMM Holdings, Inc.	Ownership	100.000	UnitedHealth Group Incorporated	
		00000					North American Medical Management California, Inc.	..TN	..NIA	NAMM Holdings, Inc.	Ownership	100.000	UnitedHealth Group Incorporated	
		00000	33-0673955				Northern Nevada Health Network, Inc.	..NV	..NIA	Sierra Health Services, Inc.	Ownership	100.000	UnitedHealth Group Incorporated	
		00000	88-0245121				Nutritional/Parenteral Home Care of Decatur, Inc.	..AL	..NIA	Nutritional/Parenteral Home Care, Inc.	Ownership	100.000	UnitedHealth Group Incorporated	
		00000					Nutritional/Parenteral Home Care of Huntsville, Inc.	..AL	..NIA	Nutritional/Parenteral Home Care, Inc.	Ownership	100.000	UnitedHealth Group Incorporated	
		00000	63-1284325				Nutritional/Parenteral Home Care, Inc.	..AL	..NIA	Ambient Healthcare, Inc.	Ownership	100.000	UnitedHealth Group Incorporated	
		00000	52-2129786				OneNet PPO, LLC	..MD	..NIA	UnitedHealthcare Insurance Company	Ownership	100.000	UnitedHealth Group Incorporated	
..0707	UnitedHealth Group Incorporated	96940	52-1518174				Optimum Choice, Inc.	..MD	..IA	United HealthCare Services, Inc.	Ownership	100.000	UnitedHealth Group Incorporated	
		00000	47-0858534	3202702			Optum Bank, Inc.	..UT	..NIA	OptumHealth Financial Services, Inc.	Ownership	100.000	UnitedHealth Group Incorporated	
		00000	36-3437660				Optum Biometrics, Inc.	..IL	..NIA	OptumHealth Care Solutions, Inc.	Ownership	100.000	UnitedHealth Group Incorporated	
		00000	45-3142512				Optum Clinical Services, Inc.	..DE	..NIA	Collaborative Care Holdings, LLC	Ownership	100.000	UnitedHealth Group Incorporated	
		00000	37-1782217				Optum Clinics Holdings, Inc.	..DE	..NIA	Collaborative Care Holdings, LLC	Ownership	97.200	UnitedHealth Group Incorporated	2
		00000	38-3969193				Optum Clinics Intermediate Holdings, Inc.	..DE	..NIA	Optum Clinics Holdings, Inc.	Ownership	100.000	UnitedHealth Group Incorporated	
		00000					Optum Global Solutions (Ireland) Limited	..JRL	..NIA	UnitedHealthcare International IV S.á.r.l.	Ownership	100.000	UnitedHealth Group Incorporated	
		00000	98-1201187				Optum Global Solutions International B.V.	..NLD	..NIA	Optum Technology, Inc.	Ownership	100.000	UnitedHealth Group Incorporated	
		00000	04-3574101				Optum Government Solutions, Inc.	..DE	..NIA	OptumInsight, Inc.	Ownership	100.000	UnitedHealth Group Incorporated	

STATEMENT AS OF MARCH 31, 2016 OF THE UnitedHealthcare Plan of the River Valley, Inc.

SCHEDULE Y
PART 1A - DETAIL OF INSURANCE HOLDING COMPANY SYSTEM

1	2	3	4	5	6	7	8	9	10	11	12	13	14	15
Group Code	Group Name	NAIC Company Code	ID Number	Federal RSSD	CIK	Name of Securities Exchange if Publicly Traded (U.S. or International)	Names of Parent, Subsidiaries Or Affiliates	Domiciliary Location	Relationship to Reporting Entity	Directly Controlled by (Name of Entity/Person)	Type of Control (Ownership, Board, Management, Attorney-in-Fact, Influence, Other)	If Control is Ownership Provide Percentage	Ultimate Controlling Entity(ies)/Person(s)	*
		.00000					Optum Health & Technology (Australia) Pty Ltd	.AUS	.NIA	Optum UK Solutions Group Limited	Ownership	.100.000	UnitedHealth Group Incorporated	
		.00000	98-1095799				Optum Health & Technology (India) Private Limited	.IND	.NIA	OptumHealth International B.V.	Ownership	.99.996	UnitedHealth Group Incorporated	
		.00000	98-1095799				Optum Health & Technology (India) Private Limited	.IND	.NIA	United Behavioral Health	Ownership	.0.004	UnitedHealth Group Incorporated	
		.00000					Optum Health & Technology (Singapore) Pte. Ltd.	.SGP	.NIA	OptumHealth International B.V.	Ownership	.100.000	UnitedHealth Group Incorporated	
		.00000	98-1095879				Optum Health & Technology (UK) Limited	.GBR	.NIA	Optum UK Solutions Group Limited	Ownership	.100.000	UnitedHealth Group Incorporated	
		.00000	20-2149493				Optum Health & Technology (US), LLC	.MO	.NIA	United Behavioral Health	Ownership	.100.000	UnitedHealth Group Incorporated	
		.00000	88-0492251				Optum Health & Technology FZ-LLC	.ARE	.NIA	Optum Global Solutions International B.V.	Ownership	.100.000	UnitedHealth Group Incorporated	
		.00000	43-1747235				Optum Health & Technology Holdings (US), LLC	.MO	.NIA	Optum, Inc.	Ownership	.100.000	UnitedHealth Group Incorporated	
		.00000	98-1184561				Optum Health & Technology Serviços do Brasil Ltda.	.BRA	.NIA	OptumHealth International B.V.	Ownership	.99.996	UnitedHealth Group Incorporated	
		.00000	98-1184561				Optum Health & Technology Serviços do Brasil Ltda.	.BRA	.NIA	OptumInsight, Inc.	Ownership	.0.004	UnitedHealth Group Incorporated	
		.00000	98-1097921				Optum Health Services (Canada) Ltd.	.CAN	.NIA	Optum Health & Technology Holdings (US), LLC	Ownership	.100.000	UnitedHealth Group Incorporated	
		.00000	98-1147355				Optum Health Solutions (UK) Limited	.GBR	.NIA	Optum UK Solutions Group Limited	Ownership	.100.000	UnitedHealth Group Incorporated	
		.00000	20-0212381				Optum Hospice Pharmacy Services, LLC	.DE	.NIA	Catamaran Health Solutions, LLC	Ownership	.100.000	UnitedHealth Group Incorporated	
		.00000	46-4734521				Optum Labs Dimensions, Inc.	.DE	.NIA	Optum Labs, Inc.	Ownership	.100.000	UnitedHealth Group Incorporated	
		.00000	98-1249178				Optum Labs International (UK) Ltd.	.GBR	.NIA	Optum, Inc.	Ownership	.100.000	UnitedHealth Group Incorporated	
		.00000	46-1615964				Optum Labs, Inc.	.DE	.NIA	Optum, Inc.	Ownership	.100.000	UnitedHealth Group Incorporated	
		.00000	98-1209730				Optum Life Sciences (Canada) Inc.	.CAN	.NIA	OptumInsight Life Sciences, Inc.	Ownership	.100.000	UnitedHealth Group Incorporated	
		.00000	98-1098190				Optum Management Consulting (Shanghai) Co., Ltd.	.CHN	.NIA	Optum Health & Technology Holdings (US), LLC	Ownership	.100.000	UnitedHealth Group Incorporated	
		.00000	90-1001805				Optum Nevada Accountable Care Organization LLC	.DE	.NIA	Collaborative Care Holdings, LLC	Ownership	.100.000	UnitedHealth Group Incorporated	
		.00000	20-8911466				Optum Palliative and Hospice Care of Pennsylvania, Inc.	.TN	.NIA	Hospice Inspiris Holdings, Inc.	Ownership	.100.000	UnitedHealth Group Incorporated	
		.00000	20-8911303				Optum Palliative and Hospice Care of Texas, Inc.	.TN	.NIA	Hospice Inspiris Holdings, Inc.	Ownership	.100.000	UnitedHealth Group Incorporated	
		.00000	30-0226127				Optum Palliative and Hospice Care, Inc.	.DE	.NIA	Collaborative Care Holdings, LLC	Ownership	.100.000	UnitedHealth Group Incorporated	
		.00000	20-4581265				Optum Public Sector Solutions, Inc.	.DE	.NIA	OptumInsight, Inc.	Ownership	.100.000	UnitedHealth Group Incorporated	
		.00000	46-3328009				Optum Rocket, Inc.	.DE	.NIA	OptumInsight, Inc.	Ownership	.100.000	UnitedHealth Group Incorporated	
		.00000	45-4683454				Optum Services, Inc.	.DE	.NIA	Optum, Inc.	Ownership	.100.000	UnitedHealth Group Incorporated	
		.00000					Optum Solutions do Brasil – Tecnologia e Serviços de Suporte Ltda.	.BRA	.NIA	Optum Global Solutions International B.V.	Ownership	.100.000	UnitedHealth Group Incorporated	
		.00000					Optum Solutions do Brasil – Tecnologia e Serviços de Suporte Ltda.	.BRA	.NIA	OptumHealth International B.V.	Ownership	.0.000	UnitedHealth Group Incorporated	
		.00000	98-0644599				Optum Solutions UK Holdings Limited	.GBR	.NIA	Optum, Inc.	Ownership	.100.000	UnitedHealth Group Incorporated	
		.00000	46-5713629				Optum Technology, Inc.	.DE	.NIA	Optum, Inc.	Ownership	.100.000	UnitedHealth Group Incorporated	
		.00000	98-1097769				Optum UK Solutions Group Limited	.GBR	.NIA	Optum Solutions UK Holdings Limited	Ownership	.100.000	UnitedHealth Group Incorporated	
		.00000	30-0580620	3119994			Optum, Inc.	.DE	.NIA	United HealthCare Services, Inc.	Ownership	.100.000	UnitedHealth Group Incorporated	
		.00000	46-3983926				Optum360 Services, Inc.	.DE	.NIA	Optum Rocket, Inc.	Ownership	.69.000	UnitedHealth Group Incorporated	2
		.00000	46-3328307				Optum360, LLC	.DE	.NIA	Optum Rocket, Inc.	Ownership	.75.000	UnitedHealth Group Incorporated	2
		.00000	41-1591944				OptumHealth Care Solutions, Inc.	.MN	.NIA	OptumHealth Holdings, LLC	Ownership	.100.000	UnitedHealth Group Incorporated	
		.00000	47-0858530				OptumHealth Financial Services, Inc.	.DE	.NIA	OptumHealth Holdings, LLC	Ownership	.100.000	UnitedHealth Group Incorporated	
		.00000	47-1192395				OptumHealth Holdings, LLC	.DE	.NIA	Optum, Inc.	Ownership	.100.000	UnitedHealth Group Incorporated	

STATEMENT AS OF MARCH 31, 2016 OF THE UnitedHealthcare Plan of the River Valley, Inc.

SCHEDULE Y
PART 1A - DETAIL OF INSURANCE HOLDING COMPANY SYSTEM

1	2	3	4	5	6	7	8	9	10	11	12	13	14	15
Group Code	Group Name	NAIC Company Code	ID Number	Federal RSSD	CIK	Name of Securities Exchange if Publicly Traded (U.S. or International)	Names of Parent, Subsidiaries Or Affiliates	Domiciliary Location	Relationship to Reporting Entity	Directly Controlled by (Name of Entity/Person)	Type of Control (Ownership, Board, Management, Attorney-in-Fact, Influence, Other)	If Control is Ownership Provide Percentage	Ultimate Controlling Entity(ies)/Person(s)	*
		00000	98-1106868				OptumHealth International B.V.	NLD	NIA	Optum, Inc.	Ownership	100.000	UnitedHealth Group Incorporated	
		00000					OptumInsight Holdings, LLC	DE	NIA	Optum, Inc.	Ownership	100.000	UnitedHealth Group Incorporated	
		00000	04-3383745				OptumInsight Life Sciences, Inc.	DE	NIA	OptumInsight, Inc.	Ownership	100.000	UnitedHealth Group Incorporated	
		00000	41-1858498				OptumInsight, Inc.	DE	NIA	OptumInsight Holdings, LLC	Ownership	100.000	UnitedHealth Group Incorporated	
		00000	75-2578509				OptumRx Administrative Services, LLC	TX	NIA	Catamaran Holdings I, LLC	Ownership	100.000	UnitedHealth Group Incorporated	
		00000	47-4734235				OptumRx Group Holdings, Inc.	DE	NIA	Optum, Inc.	Ownership	100.000	UnitedHealth Group Incorporated	
		00000					OptumRx Holdings, LLC	DE	NIA	Optum, Inc.	Ownership	100.000	UnitedHealth Group Incorporated	
		00000	47-1734077				OptumRx Home Delivery of Illinois, LLC	IL	NIA	OptumRx PBM of Illinois, Inc.	Ownership	100.000	UnitedHealth Group Incorporated	
		00000	34-1472211				OptumRx Home Delivery of Ohio, Inc.	OH	NIA	First Rx Specialty & Mail Services, LLC	Ownership	100.000	UnitedHealth Group Incorporated	
		00000	20-0151096				OptumRx NY IPA, Inc.	NY	NIA	OptumRx, Inc.	Ownership	100.000	UnitedHealth Group Incorporated	
		00000	11-2581812				OptumRx PBM of Illinois, Inc.	DE	NIA	OptumRx Administrative Services, LLC	Ownership	100.000	UnitedHealth Group Incorporated	
		00000	88-0361447				OptumRx PBM of Maryland, Inc.	NV	NIA	Catamaran Health Solutions, LLC	Ownership	100.000	UnitedHealth Group Incorporated	
		00000	03-0592263				OptumRx PBM of Pennsylvania, LLC	PA	NIA	Catamaran of Pennsylvania, LLC	Ownership	100.000	UnitedHealth Group Incorporated	
		00000	38-3693753				OptumRx PBM of Wisconsin, LLC	WI	NIA	OptumRx PBM of Illinois, Inc.	Ownership	100.000	UnitedHealth Group Incorporated	
		00000	61-1485410				OptumRx PD of Maryland, Inc.	NV	NIA	OptumRx PBM of Maryland, Inc.	Ownership	100.000	UnitedHealth Group Incorporated	
		00000	47-3146510				OptumRx Pharmacy, Inc.	DE	NIA	OptumRx, Inc.	Ownership	100.000	UnitedHealth Group Incorporated	
		00000	33-0441200				OptumRx, Inc.	CA	NIA	OptumRx Holdings, LLC	Ownership	100.000	UnitedHealth Group Incorporated	
		00000	46-2881462				Orthology Mid-Atlantic, Inc.	DE	NIA	Orthology, Inc.	Ownership	100.000	UnitedHealth Group Incorporated	
		00000	46-2742615				Orthology, Inc.	DE	NIA	UnitedHealth Group Ventures, LLC	Ownership	80.000	UnitedHealth Group Incorporated	1
		00000	13-3960641				OrthoNet Holdings, Inc.	DE	NIA	OptumHealth Care Solutions, Inc.	Ownership	100.000	UnitedHealth Group Incorporated	
		00000	13-3818652				OrthoNet LLC	NY	NIA	OrthoNet Holdings, Inc.	Ownership	100.000	UnitedHealth Group Incorporated	
		00000	13-4025898				OrthoNet New York IPA, Inc.	NY	NIA	OrthoNet Holdings, Inc.	Ownership	100.000	UnitedHealth Group Incorporated	
		00000	30-0029448				OrthoNet of the Mid-Atlantic, Inc.	DE	IA	OrthoNet Holdings, Inc.	Ownership	100.000	UnitedHealth Group Incorporated	
		00000	26-2884306				OrthoNet of the South, Inc.	DE	NIA	OrthoNet Holdings, Inc.	Ownership	100.000	UnitedHealth Group Incorporated	
		00000	46-1581769				OrthoNet Services, Inc.	DE	NIA	OrthoNet Holdings, Inc.	Ownership	100.000	UnitedHealth Group Incorporated	
		00000	20-0221966				OrthoNet West, Inc.	DE	NIA	OrthoNet Holdings, Inc.	Ownership	100.000	UnitedHealth Group Incorporated	
		00000	41-1921007				Ovations, Inc.	DE	NIA	United HealthCare Services, Inc.	Ownership	100.000	UnitedHealth Group Incorporated	
		00000	06-1587795				Oxford Benefit Management, Inc.	CT	NIA	Oxford Health Plans LLC	Ownership	100.000	UnitedHealth Group Incorporated	
.0707	UnitedHealth Group Incorporated	78026	22-2797560				Oxford Health Insurance, Inc.	NY	IA	UnitedHealthcare Insurance Company	Ownership	100.000	UnitedHealth Group Incorporated	
.0707	UnitedHealth Group Incorporated	96798	06-1181201				Oxford Health Plans (CT), Inc.	CT	IA	Oxford Health Plans LLC	Ownership	100.000	UnitedHealth Group Incorporated	
.0707	UnitedHealth Group Incorporated	95506	22-2745725				Oxford Health Plans (NJ), Inc.	NJ	IA	Oxford Health Plans LLC	Ownership	100.000	UnitedHealth Group Incorporated	
.0707	UnitedHealth Group Incorporated	95479	06-1181200				Oxford Health Plans (NY), Inc.	NY	IA	Oxford Health Plans LLC	Ownership	100.000	UnitedHealth Group Incorporated	
		00000	52-2443751				Oxford Health Plans LLC	DE	NIA	UnitedHealth Group Incorporated	Ownership	100.000	UnitedHealth Group Incorporated	
		00000	46-3531389				P2 Lower Acquisition, LLC	DE	NIA	Progressive Enterprises Holdings, Inc.	Ownership	100.000	UnitedHealth Group Incorporated	
.0707	UnitedHealth Group Incorporated	70785	35-1137395				PacifiCare Life and Health Insurance Company	IN	IA	United HealthCare Services, Inc.	Ownership	100.000	UnitedHealth Group Incorporated	
.0707	UnitedHealth Group Incorporated	84506	95-2829463				PacifiCare Life Assurance Company	CO	IA	United HealthCare Services, Inc.	Ownership	100.000	UnitedHealth Group Incorporated	
.0707	UnitedHealth Group Incorporated	95617	94-3267522				PacifiCare of Arizona, Inc.	AZ	IA	United HealthCare Services, Inc.	Ownership	100.000	UnitedHealth Group Incorporated	
.0707	UnitedHealth Group Incorporated	95434	84-1011378				PacifiCare of Colorado, Inc.	CO	IA	United HealthCare Services, Inc.	Ownership	100.000	UnitedHealth Group Incorporated	
.0707	UnitedHealth Group Incorporated	95685	86-0875231				PacifiCare of Nevada, Inc.	NV	IA	United HealthCare Services, Inc.	Ownership	100.000	UnitedHealth Group Incorporated	
		00000	62-1451147				Payment Resolution Services, LLC	TN	NIA	OptumInsight, Inc.	Ownership	100.000	UnitedHealth Group Incorporated	
		00000	75-3265056				PCCCV, Inc.	CA	NIA	PrimeCare Medical Network, Inc.	Ownership	100.000	UnitedHealth Group Incorporated	
		00000	20-2447772				PCN DE Corp.	DE	NIA	OptumRx PBM of Illinois, Inc.	Ownership	100.000	UnitedHealth Group Incorporated	
		00000	68-0044962				Pharmaceutical Care Network	CA	NIA	PCN DE Corp.	Ownership	100.000	UnitedHealth Group Incorporated	
		00000	04-3722897				Pharmacy Review Services, LLC	FL	NIA	Tmesys, LLC	Ownership	100.000	UnitedHealth Group Incorporated	
		00000	35-2288416				PHC Subsidiary Holdings, LLC	TX	NIA	United HealthCare Services, Inc.	Ownership	100.000	UnitedHealth Group Incorporated	
		00000	20-8016933				PHYS Holding Corp.	DE	NIA	MedSynergies, Inc.	Ownership	100.000	UnitedHealth Group Incorporated	
		00000	20-8016984				PhyServe Holdings, Inc.	DE	NIA	MedSynergies, Inc.	Ownership	100.000	UnitedHealth Group Incorporated	
		00000	80-0654665				Physician Care Partners, Inc.	IL	NIA	North American Medical Management - Illinois, Inc.	Ownership	100.000	UnitedHealth Group Incorporated	
.0707	UnitedHealth Group Incorporated	11494	04-3677255				Physicians Health Choice of Texas, LLC	TX	IA	PHC Subsidiary Holdings, LLC	Ownership	100.000	UnitedHealth Group Incorporated	

STATEMENT AS OF MARCH 31, 2016 OF THE UnitedHealthcare Plan of the River Valley, Inc.

SCHEDULE Y
PART 1A - DETAIL OF INSURANCE HOLDING COMPANY SYSTEM

1	2	3	4	5	6	7	8	9	10	11	12	13	14	15
Group Code	Group Name	NAIC Company Code	ID Number	Federal RSSD	CIK	Name of Securities Exchange if Publicly Traded (U.S. or International)	Names of Parent, Subsidiaries Or Affiliates	Domiciliary Location	Relationship to Reporting Entity	Directly Controlled by (Name of Entity/Person)	Type of Control (Ownership, Board, Management, Attorney-in-Fact, Influence, Other)	If Control is Ownership Provide Percentage	Ultimate Controlling Entity(ies)/Person(s)	*
		.00000	52-1162824				Physicians Health Plan of Maryland, Inc.	.MD	.NIA	United HealthCare Services, Inc.	Ownership	100.000	UnitedHealth Group Incorporated	
		.00000					Plus One Health Management Puerto Rico, Inc.	.PR	.NIA	Plus One Holdings, Inc.	Ownership	100.000	UnitedHealth Group Incorporated	
		.00000	13-3613705				Plus One Holdings, Inc.	.DE	.NIA	OptumHealth Care Solutions, Inc.	Ownership	100.000	UnitedHealth Group Incorporated	
		.00000	80-0670247				PMI Acquisition, LLC	.DE	.NIA	Progressive Solutions, LLC	Ownership	100.000	UnitedHealth Group Incorporated	
		.00000	27-0920536				PMSI Holdco II, LLC	.DE	.NIA	P2 Lower Acquisition, LLC	Ownership	100.000	UnitedHealth Group Incorporated	
		.00000	26-3148744				PMSI Holdings, LLC	.DE	.NIA	PMSI Holdco II, LLC	Ownership	100.000	UnitedHealth Group Incorporated	
		.00000	59-3166848				PMSI Settlement Solutions, LLC	.FL	.NIA	PMSI Holdings, LLC	Ownership	100.000	UnitedHealth Group Incorporated	
		.00000	56-2422696				PMSI, LLC	.FL	.NIA	PMSI Holdings, LLC	Ownership	100.000	UnitedHealth Group Incorporated	
		.00000	98-1083164				Polar II Fundo de Investimento em Participações	.BRA	.NIA	UnitedHealthcare International IV S.á.r.l.	Ownership	100.000	UnitedHealth Group Incorporated	
		.00000					Pollo Holdco, LLC	.DE	.NIA	Collaborative Care Holdings, LLC	Ownership	80.100	UnitedHealth Group Incorporated	2
		.00000	75-2741619				ppoONE, Inc.	.DE	.NIA	United HealthCare Services, Inc.	Ownership	100.000	UnitedHealth Group Incorporated	
		.00000	65-0683927				Preferred Care Partners Holding, Corp.	.FL	.NIA	United HealthCare Services, Inc.	Ownership	100.000	UnitedHealth Group Incorporated	
		.00000	26-1845018				Preferred Care Partners Medical Group, Inc.	.FL	.NIA	Preferred Care Partners Holding, Corp.	Ownership	100.000	UnitedHealth Group Incorporated	
.0707	UnitedHealth Group Incorporated	.11176	65-0885893				Preferred Care Partners, Inc.	.FL	.IA	Preferred Care Partners Holding, Corp.	Ownership	100.000	UnitedHealth Group Incorporated	
		.00000	75-3265059				Premier Choice ACO, Inc.	.CA	.NIA	PrimeCare Medical Network, Inc.	Ownership	100.000	UnitedHealth Group Incorporated	
		.00000	88-0253112				Prime Health, Inc.	.NV	.NIA	Sierra Health Services, Inc.	Ownership	100.000	UnitedHealth Group Incorporated	
		.00000	33-0607478				PrimeCare Medical Network, Inc.	.CA	.IA	NAAM Holdings, Inc.	Ownership	100.000	UnitedHealth Group Incorporated	
		.00000	87-0757397				PrimeCare of Citrus Valley, Inc.	.CA	.NIA	PrimeCare Medical Network, Inc.	Ownership	80.000	UnitedHealth Group Incorporated	2
		.00000	33-0674407				PrimeCare of Corona, Inc.	.CA	.NIA	PrimeCare Medical Network, Inc.	Ownership	100.000	UnitedHealth Group Incorporated	
		.00000	33-0674401				PrimeCare of Hemet Valley, Inc.	.CA	.NIA	PrimeCare Medical Network, Inc.	Ownership	100.000	UnitedHealth Group Incorporated	
		.00000	33-0674408				PrimeCare of Inland Valley, Inc.	.CA	.NIA	PrimeCare Medical Network, Inc.	Ownership	100.000	UnitedHealth Group Incorporated	
		.00000	33-0674402				PrimeCare of Moreno Valley, Inc.	.CA	.NIA	PrimeCare Medical Network, Inc.	Ownership	100.000	UnitedHealth Group Incorporated	
		.00000	33-0674400				PrimeCare of Redlands, Inc.	.CA	.NIA	PrimeCare Medical Network, Inc.	Ownership	100.000	UnitedHealth Group Incorporated	
		.00000	33-0674404				PrimeCare of Riverside, Inc.	.CA	.NIA	PrimeCare Medical Network, Inc.	Ownership	100.000	UnitedHealth Group Incorporated	
		.00000	14-1915328				PrimeCare of San Bernardino, Inc.	.CA	.NIA	PrimeCare Medical Network, Inc.	Ownership	100.000	UnitedHealth Group Incorporated	
		.00000	33-0698439				PrimeCare of Sun City, Inc.	.CA	.NIA	PrimeCare Medical Network, Inc.	Ownership	100.000	UnitedHealth Group Incorporated	
		.00000	33-0674409				PrimeCare of Temecula, Inc.	.CA	.NIA	PrimeCare Medical Network, Inc.	Ownership	100.000	UnitedHealth Group Incorporated	
		.00000	14-1873402				Procura Management, Inc.	.DE	.NIA	Healthcare Solutions, Inc.	Ownership	100.000	UnitedHealth Group Incorporated	
		.00000	27-4371197				Progressive Enterprises Holdings, Inc.	.DE	.NIA	OptumRx, Inc.	Ownership	100.000	UnitedHealth Group Incorporated	
		.00000	31-1192384				Progressive Medical, LLC	.OH	.NIA	PMI Acquisition, LLC	Ownership	100.000	UnitedHealth Group Incorporated	
		.00000	90-0642980				Progressive Solutions, LLC	.DE	.NIA	P2 Lower Acquisition, LLC	Ownership	100.000	UnitedHealth Group Incorporated	
		.00000	32-0229091				ProHEALTH Fitness of Lake Success, LLC	.NY	.NIA	ProHealth Medical Management, LLC	Ownership	82.620	UnitedHealth Group Incorporated	2
		.00000	47-1049961				ProHealth Medical Management, LLC	.DE	.NIA	Collaborative Care Holdings, LLC	Ownership	80.000	UnitedHealth Group Incorporated	2
		.00000	45-5470737				ProHealth Physicians, ACO, LLC	.CT	.NIA	ProHealth Physicians, Inc.	Ownership	100.000	UnitedHealth Group Incorporated	
		.00000	06-1446075				ProHealth Physicians, Inc.	.CT	.NIA	Polo Holdco, LLC	Ownership	100.000	UnitedHealth Group Incorporated	
		.00000	32-0455430				ProHealth Proton Center Management, LLC	.DE	.NIA	ProHealth Medical Management, LLC	Ownership	100.000	UnitedHealth Group Incorporated	
		.00000	57-0861358				Pronetics Health Care Group, Inc.	.SC	.NIA	Ambient Healthcare, Inc.	Ownership	100.000	UnitedHealth Group Incorporated	
		.00000	98-1103015				QSSI Technologies India Private Limited	.IND	.NIA	Quality Software Services, Inc.	Ownership	99.900	UnitedHealth Group Incorporated	2
		.00000	52-2016292				Quality Software Services, Inc.	.MD	.NIA	OptumInsight, Inc.	Ownership	100.000	UnitedHealth Group Incorporated	
		.00000	26-3168754				R&H Family Fitness Unlimited LLC	.TX	.NIA	WellMed Medical Management, Inc.	Ownership	100.000	UnitedHealth Group Incorporated	
		.00000	35-2493256				Rally Health, Inc.	.DE	.NIA	Optum Services, Inc.	Ownership	74.000	UnitedHealth Group Incorporated	3
		.00000	80-0947972				Real Appeal, Inc.	.DE	.NIA	UnitedHealth Group Ventures, LLC	Ownership	98.000	UnitedHealth Group Incorporated	4
		.00000	74-3103518				RxCare Providers Corp.	.NY	.NIA	Salveo Specialty Pharmacy, Inc.	Ownership	100.000	UnitedHealth Group Incorporated	
		.00000	45-2219585				Salveo Specialty Pharmacy, Inc.	.DE	.NIA	OptumRx Administrative Services, LLC	Ownership	100.000	UnitedHealth Group Incorporated	
		.00000	27-2635371				SCP Specialty Infusion, LLC	.DE	.NIA	AxelaCare Holdings, Inc.	Ownership	100.000	UnitedHealth Group Incorporated	
		.00000	88-0492251				ScriptNet, LLC	.DE	.NIA	Healthcare Solutions, Inc.	Ownership	100.000	UnitedHealth Group Incorporated	
		.00000					ScriptSwitch Limited	.GBR	.NIA	Optum UK Solutions Group Limited	Ownership	100.000	UnitedHealth Group Incorporated	

STATEMENT AS OF MARCH 31, 2016 OF THE UnitedHealthcare Plan of the River Valley, Inc.

SCHEDULE Y
PART 1A - DETAIL OF INSURANCE HOLDING COMPANY SYSTEM

1	2	3	4	5	6	7	8	9	10	11	12	13	14	15
Group Code	Group Name	NAIC Company Code	ID Number	Federal RSSD	CIK	Name of Securities Exchange if Publicly Traded (U.S. or International)	Names of Parent, Subsidiaries Or Affiliates	Domiciliary Location	Relationship to Reporting Entity	Directly Controlled by (Name of Entity/Person)	Type of Control (Ownership, Board, Management, Attorney-in-Fact, Influence, Other)	If Control is Ownership Provide Percentage	Ultimate Controlling Entity(ies)/Person(s)	*
		00000	98-1202716				Seisa Serviços Integrados de Saúde Ltda.	BRA	NIA	Amil Assistência Médica Internacional S.A.	Ownership	100.000	UnitedHealth Group Incorporated	
		00000	98-1202716				Seisa Serviços Integrados de Saúde Ltda.	BRA	NIA	Cemed Care - Empresa de Atendimento Clínico Geral Ltda.	Ownership	0.000	UnitedHealth Group Incorporated	
		00000	20-4763091				Senior Care Partners, Inc.	IL	NIA	North American Medical Management - Illinois, Inc.	Ownership	100.000	UnitedHealth Group Incorporated	
		00000	27-1533951				Serquinox Holdings LLC	DE	NIA	AxelaCare Holdings, Inc.	Ownership	100.000	UnitedHealth Group Incorporated	
		00000	27-1533840				Serquinox LLC	DE	NIA	Serquinox Holdings LLC	Ownership	100.000	UnitedHealth Group Incorporated	
.0707	UnitedHealth Group Incorporated	71420	94-0734860				Sierra Health and Life Insurance Company, Inc.	NV	IA	Sierra Health Services, Inc.	Ownership	100.000	UnitedHealth Group Incorporated	
		00000	88-0200415				Sierra Health Services, Inc.	NV	NIA	UnitedHealthcare, Inc.	Ownership	100.000	UnitedHealth Group Incorporated	
		00000	88-0254322				Sierra Health-Care Options, Inc.	NV	NIA	Sierra Health Services, Inc.	Ownership	100.000	UnitedHealth Group Incorporated	
		00000	88-0385705				Sierra Home Medical Products, Inc.	NV	NIA	Sierra Health Services, Inc.	Ownership	100.000	UnitedHealth Group Incorporated	
		00000	88-0264562				Sierra Nevada Administrators, Inc.	NV	NIA	Sierra Health Services, Inc.	Ownership	100.000	UnitedHealth Group Incorporated	
		00000	20-3741084				Sirona Infusion, L.L.C.	AZ	NIA	SCP Specialty Infusion, LLC	Ownership	100.000	UnitedHealth Group Incorporated	
		00000	88-0201420				Southwest Medical Associates, Inc.	NV	NIA	Sierra Health Services, Inc.	Ownership	100.000	UnitedHealth Group Incorporated	
		00000	38-2609888				Southwest Michigan Health Network Inc.	MI	NIA	UnitedHealthcare, Inc.	Ownership	100.000	UnitedHealth Group Incorporated	
		00000	41-1921983				Specialty Benefits, LLC	DE	NIA	United HealthCare Services, Inc.	Ownership	100.000	UnitedHealth Group Incorporated	
		00000	71-0886811				Spectera of New York, IPA, Inc.	NY	NIA	Spectera, Inc.	Ownership	100.000	UnitedHealth Group Incorporated	
		00000	52-1260282				Spectera, Inc.	MD	NIA	Specialty Benefits, LLC	Ownership	100.000	UnitedHealth Group Incorporated	
		00000	46-5587702				Spotlite, Inc.	DE	NIA	Rally Health, Inc.	Ownership	100.000	UnitedHealth Group Incorporated	
		00000	27-0008097				StoneRiver P2P Link, LLC	DE	NIA	StoneRiver Pharmacy Solutions, LLC	Ownership	100.000	UnitedHealth Group Incorporated	
		00000	62-1770924				StoneRiver Pharmacy Solutions, LLC	DE	NIA	Progressive Solutions, LLC	Ownership	100.000	UnitedHealth Group Incorporated	
		00000	90-0884047				Summit Home Infusion, LLC	DE	NIA	AxelaCare Holdings, Inc.	Ownership	100.000	UnitedHealth Group Incorporated	
		00000					SXC Comet, LLC	DE	NIA	OptumRx Administrative Services, LLC	Ownership	100.000	UnitedHealth Group Incorporated	
		00000	46-1536748				Symphonix Health Holdings, LLC	DE	NIA	United HealthCare Services, Inc.	Ownership	100.000	UnitedHealth Group Incorporated	
.0707	UnitedHealth Group Incorporated	84549	38-2044243				Symphonix Health Insurance, Inc.	IL	IA	Symphonix Health Holdings, LLC	Ownership	100.000	UnitedHealth Group Incorporated	
		00000					TeamMD Holdings, Inc.	DE	NIA	UnitedHealth Group Ventures, LLC	Ownership	100.000	UnitedHealth Group Incorporated	
		00000					TeamMD Iowa, Inc.	DE	NIA	TeamMD Holdings, Inc.	Ownership	100.000	UnitedHealth Group Incorporated	
		00000	56-1970224				The Lewin Group, Inc.	NC	NIA	Optum Public Sector Solutions, Inc.	Ownership	100.000	UnitedHealth Group Incorporated	
		00000	25-1825549				Three Rivers Holdings, Inc.	DE	NIA	AmeriChoice Corporation	Ownership	100.000	UnitedHealth Group Incorporated	
		00000	59-3143128				Tmesys, LLC	FL	NIA	PMSI Holdings, LLC	Ownership	100.000	UnitedHealth Group Incorporated	
		00000					Topimagem Diagnóstico por Imagem Ltda.	BRA	NIA	Esho - Empresa de Serviços Hospitalares S.A.	Ownership	100.000	UnitedHealth Group Incorporated	
		00000	52-1431155				Travel Express Incorporated	MD	NIA	FrontierMEDEX, Inc.	Ownership	100.000	UnitedHealth Group Incorporated	
		00000	20-4963945				Trinity Infusion, Inc.	NC	NIA	Ambient Healthcare, Inc.	Ownership	100.000	UnitedHealth Group Incorporated	
		00000	94-3077084				U.S. Behavioral Health Plan, California	CA	IA	United Behavioral Health	Ownership	100.000	UnitedHealth Group Incorporated	
		00000	41-1913059				UHC International Services, Inc.	DE	NIA	UnitedHealth Group Incorporated	Ownership	100.000	UnitedHealth Group Incorporated	
		00000	95-2931460				UHC of California	CA	IA	United HealthCare Services, Inc.	Ownership	100.000	UnitedHealth Group Incorporated	
		00000					UHG Brasil Participações S.A.	BRA	NIA	Polar II Fundo de Investimento em Participações	Ownership	100.000	UnitedHealth Group Incorporated	
		00000	41-1921008				UHC Holdings, Inc.	DE	NIA	United HealthCare Services, Inc.	Ownership	100.000	UnitedHealth Group Incorporated	
		00000	14-1892398				Ultima Rx, LLC	FL	NIA	United HealthCare Services, Inc.	Ownership	100.000	UnitedHealth Group Incorporated	
		00000	39-1995276				UMR, Inc.	DE	NIA	United HealthCare Services, Inc.	Ownership	100.000	UnitedHealth Group Incorporated	
.0707	UnitedHealth Group Incorporated	91529	52-1996029				Unimerica Insurance Company	WI	IA	OptumHealth Holdings, LLC	Ownership	100.000	UnitedHealth Group Incorporated	
		00000					Unimerica Life Insurance Company of New York	NY	IA	UnitedHealthcare Insurance Company	Ownership	100.000	UnitedHealth Group Incorporated	
.0707	UnitedHealth Group Incorporated	11596	01-0637149				Unison Administrative Services, LLC	PA	NIA	Three Rivers Holdings, Inc.	Ownership	100.000	UnitedHealth Group Incorporated	
		00000	25-1877716				Unison Health Plan of Delaware, Inc.	DE	IA	Three Rivers Holdings, Inc.	Ownership	100.000	UnitedHealth Group Incorporated	
		00000	20-5917714				Unison Health Plan of the Capital Area, Inc.	DC	IA	Three Rivers Holdings, Inc.	Ownership	100.000	UnitedHealth Group Incorporated	
.0707	UnitedHealth Group Incorporated	13032	26-0651931											

STATEMENT AS OF MARCH 31, 2016 OF THE UnitedHealthcare Plan of the River Valley, Inc.

SCHEDULE Y
PART 1A - DETAIL OF INSURANCE HOLDING COMPANY SYSTEM

1	2	3	4	5	6	7	8	9	10	11	12	13	14	15
Group Code	Group Name	NAIC Company Code	ID Number	Federal RSSD	CIK	Name of Securities Exchange if Publicly Traded (U.S. or International)	Names of Parent, Subsidiaries Or Affiliates	Domiciliary Location	Relationship to Reporting Entity	Directly Controlled by (Name of Entity/Person)	Type of Control (Ownership, Board, Management, Attorney-in-Fact, Influence, Other)	If Control is Ownership Provide Percentage	Ultimate Controlling Entity(ies)/Person(s)	*
		00000	94-2649097				United Behavioral Health	CA	NIA	OptumHealth Holdings, LLC	Ownership	100.000	UnitedHealth Group Incorporated	
		00000	41-1868911				United Behavioral Health of New York, I.P.A., Inc.	NY	NIA	United Behavioral Health	Ownership	100.000	UnitedHealth Group Incorporated	
		00000	41-1941615				United Health Foundation	MN	NIA	UnitedHealth Group Incorporated	Ownership	100.000	UnitedHealth Group Incorporated	
		00000	41-1289245	3410132			United HealthCare Services, Inc.	MN	UIP	UnitedHealth Group Incorporated	Ownership	100.000	UnitedHealth Group Incorporated	
		00000	30-0318238				United Resource Networks IPA of New York, Inc.	NY	NIA	OptumHealth Care Solutions, Inc.	Ownership	100.000	UnitedHealth Group Incorporated	
		00000	01-0538317				UnitedHealth Advisors, LLC	ME	NIA	United HealthCare Services, Inc.	Ownership	100.000	UnitedHealth Group Incorporated	
		00000	98-1097761				UnitedHealth Group Global Healthcare Services Limited	JRL	NIA	Optum Global Solutions International B.V.	Ownership	100.000	UnitedHealth Group Incorporated	
		00000	98-1097776				UnitedHealth Group Global Services, Inc.	PHL	NIA	Optum Global Solutions International B.V.	Ownership	99.992	UnitedHealth Group Incorporated	4
		00000	41-1321939		0000731766	New York Stock Exchange	UnitedHealth Group Incorporated	DE	UIP			0.000		
		00000	98-1093259				UnitedHealth Group Information Services Private Limited	JND	NIA	Optum Global Solutions International B.V.	Ownership	99.370	UnitedHealth Group Incorporated	
		00000	98-1093259				UnitedHealth Group Information Services Private Limited	JND	NIA	UnitedHealth International, Inc.	Ownership	0.630	UnitedHealth Group Incorporated	
		00000	98-1079826				UnitedHealth Group International GP	CYM	NIA	UnitedHealth Group Incorporated	Ownership	100.000	UnitedHealth Group Incorporated	
		00000	98-1080118				UnitedHealth Group International L.P.	CYM	NIA	UnitedHealth Group International GP	Ownership	84.984	UnitedHealth Group Incorporated	6
		00000	98-1080118				UnitedHealth Group International L.P.	CYM	NIA	FMG Holdings, LLC	Ownership	14.815	UnitedHealth Group Incorporated	6
		00000	98-1080118				UnitedHealth Group International L.P.	CYM	NIA	Hygeia Corporation	Ownership	0.201	UnitedHealth Group Incorporated	6
		00000	46-3311984				UnitedHealth Group Ventures, LLC	DE	NIA	UnitedHealth Group Incorporated	Ownership	100.000	UnitedHealth Group Incorporated	
		00000	41-1917398				UnitedHealth International, Inc.	DE	NIA	UnitedHealth Group Incorporated	Ownership	100.000	UnitedHealth Group Incorporated	
		00000	26-2574977				UnitedHealth Military & Veterans Services, LLC	DE	NIA	United HealthCare Services, Inc.	Ownership	100.000	UnitedHealth Group Incorporated	
		00000	98-0559902				UnitedHealth UK Limited	GBR	NIA	Optum Solutions UK Holdings Limited	Ownership	100.000	UnitedHealth Group Incorporated	
0707	UnitedHealth Group Incorporated	95174	33-0115163				UnitedHealthcare Benefits of Texas, Inc.	TX	IA	United HealthCare Services, Inc.	Ownership	100.000	UnitedHealth Group Incorporated	
		00000	47-3221444				UnitedHealthcare Benefits Plan of California	CA	IA	United HealthCare Services, Inc.	Ownership	100.000	UnitedHealth Group Incorporated	
		00000	46-4348775				UnitedHealthcare Community Plan of California, Inc.	CA	IA	United HealthCare Services, Inc.	Ownership	100.000	UnitedHealth Group Incorporated	
0707	UnitedHealth Group Incorporated	13168	26-2688274				UnitedHealthcare Community Plan of Georgia, Inc.	GA	IA	AmeriChoice Corporation	Ownership	100.000	UnitedHealth Group Incorporated	
0707	UnitedHealth Group Incorporated	12323	56-2451429				UnitedHealthcare Community Plan of Ohio, Inc.	OH	IA	Three Rivers Holdings, Inc.	Ownership	100.000	UnitedHealth Group Incorporated	
0707	UnitedHealth Group Incorporated	11141	91-2008361				UnitedHealthcare Community Plan of Texas, L.L.C.	TX	IA	Ovations, Inc.	Ownership	100.000	UnitedHealth Group Incorporated	
0707	UnitedHealth Group Incorporated	95467	38-3204052				UnitedHealthcare Community Plan, Inc.	MI	IA	AmeriChoice Corporation	Ownership	100.000	UnitedHealth Group Incorporated	
		00000	98-1200034				UnitedHealthcare Consulting & Assistance Service (Beijing) Co., Ltd.	CHN	NIA	UnitedHealthcare International I B.V.	Ownership	100.000	UnitedHealth Group Incorporated	
		00000	98-1199879				UnitedHealthcare Europe S.á.r.l.	LUX	NIA	UnitedHealthcare International V S.á.r.l.	Ownership	100.000	UnitedHealth Group Incorporated	
		00000	98-1099116				UnitedHealthcare India Private Limited	JND	NIA	UnitedHealthcare International II B.V.	Ownership	99.994	UnitedHealth Group Incorporated	
		00000	98-1099116				UnitedHealthcare India Private Limited	JND	NIA	UnitedHealth International, Inc.	Ownership	0.007	UnitedHealth Group Incorporated	
0707	UnitedHealth Group Incorporated	79413	36-2739571				UnitedHealthcare Insurance Company	CT	IA	UHC Holdings, Inc.	Ownership	100.000	UnitedHealth Group Incorporated	
0707	UnitedHealth Group Incorporated	60318	36-3800349				UnitedHealthcare Insurance Company of Illinois	IL	IA	UnitedHealthcare Insurance Company	Ownership	100.000	UnitedHealth Group Incorporated	
0707	UnitedHealth Group Incorporated	60093	11-3283886				UnitedHealthcare Insurance Company of New York	NY	IA	UnitedHealthcare Insurance Company	Ownership	100.000	UnitedHealth Group Incorporated	

16.10

STATEMENT AS OF MARCH 31, 2016 OF THE UnitedHealthcare Plan of the River Valley, Inc.

SCHEDULE Y
PART 1A - DETAIL OF INSURANCE HOLDING COMPANY SYSTEM

1	2	3	4	5	6	7	8	9	10	11	12	13	14	15
Group Code	Group Name	NAIC Company Code	ID Number	Federal RSSD	CIK	Name of Securities Exchange if Publicly Traded (U.S. or International)	Names of Parent, Subsidiaries Or Affiliates	Domiciliary Location	Relationship to Reporting Entity	Directly Controlled by (Name of Entity/Person)	Type of Control (Ownership, Board, Management, Attorney-in-Fact, Influence, Other)	If Control is Ownership Provide Percentage	Ultimate Controlling Entity(ies)/Person(s)	*
...0707	UnitedHealth Group Incorporated	12231	20-1902768				UnitedHealthcare Insurance Company of the River Valley	IL	IA	UnitedHealthcare Services Company of the River Valley, Inc.	Ownership	100.000	UnitedHealth Group Incorporated	
		00000	86-0618309				UnitedHealthcare Integrated Services, Inc.	AZ	NIA	Ovations, Inc.	Ownership	100.000	UnitedHealth Group Incorporated	
		00000	41-1988797				UnitedHealthcare International Asia, LLC	DE	NIA	UnitedHealth Group Incorporated	Ownership	100.000	UnitedHealth Group Incorporated	
		00000	98-1100512				UnitedHealthcare International I B.V.	NLD	NIA	UnitedHealth Group International L.P.	Ownership	100.000	UnitedHealth Group Incorporated	
		00000	98-1079595				UnitedHealthcare International I S.á.r.l.	LUX	NIA	UnitedHealth Group International L.P.	Ownership	100.000	UnitedHealth Group Incorporated	
		00000	98-1100980				UnitedHealthcare International II B.V.	NLD	NIA	UnitedHealthcare International I B.V.	Ownership	100.000	UnitedHealth Group Incorporated	
		00000	98-1079459				UnitedHealthcare International II S.á.r.l.	LUX	NIA	UnitedHealthcare International I S.á.r.l.	Ownership	100.000	UnitedHealth Group Incorporated	
		00000	98-1077436				UnitedHealthcare International III S.á.r.l.	LUX	NIA	UnitedHealthcare International IV S.á.r.l.	Ownership	100.000	UnitedHealth Group Incorporated	
		00000	98-1080926				UnitedHealthcare International IV S.á.r.l.	LUX	NIA	UnitedHealthcare International II S.á.r.l.	Ownership	100.000	UnitedHealth Group Incorporated	
		00000	98-1257473				UnitedHealthcare International V S.á.r.l.	LUX	NIA	UnitedHealth Group International L.P.	Ownership	100.000	UnitedHealth Group Incorporated	
.0707	UnitedHealth Group Incorporated	97179	86-0207231				UnitedHealthcare Life Insurance Company	WI	IA	Golden Rule Financial Corporation	Ownership	100.000	UnitedHealth Group Incorporated	
.0707	UnitedHealth Group Incorporated	95784	63-0899562				UnitedHealthcare of Alabama, Inc.	AL	IA	UnitedHealthcare, Inc.	Ownership	100.000	UnitedHealth Group Incorporated	
.0707	UnitedHealth Group Incorporated	96016	86-0507074				UnitedHealthcare of Arizona, Inc.	AZ	IA	UnitedHealthcare, Inc.	Ownership	100.000	UnitedHealth Group Incorporated	
.0707	UnitedHealth Group Incorporated	95446	63-1036819				UnitedHealthcare of Arkansas, Inc.	AR	IA	UnitedHealthcare, Inc.	Ownership	100.000	UnitedHealth Group Incorporated	
.0707	UnitedHealth Group Incorporated	95090	84-1004639				UnitedHealthcare of Colorado, Inc.	CO	IA	UnitedHealthcare, Inc.	Ownership	100.000	UnitedHealth Group Incorporated	
.0707	UnitedHealth Group Incorporated	95264	59-1293865				UnitedHealthcare of Florida, Inc.	FL	IA	UnitedHealthcare, Inc.	Ownership	100.000	UnitedHealth Group Incorporated	
.0707	UnitedHealth Group Incorporated	95850	58-1653544				UnitedHealthcare of Georgia, Inc.	GA	IA	UnitedHealthcare, Inc.	Ownership	100.000	UnitedHealth Group Incorporated	
.0707	UnitedHealth Group Incorporated	95776	36-3280214				UnitedHealthcare of Illinois, Inc.	IL	IA	UnitedHealthcare, Inc.	Ownership	100.000	UnitedHealth Group Incorporated	
.0707	UnitedHealth Group Incorporated	96644	62-1240316				UnitedHealthcare of Kentucky, Ltd.	KY	IA	UnitedHealthCare Services, Inc.	Ownership	94.180	UnitedHealth Group Incorporated	7
.0707	UnitedHealth Group Incorporated	96644	62-1240316				UnitedHealthcare of Kentucky, Ltd.	KY	IA	UnitedHealthcare, Inc.	Ownership	5.820	UnitedHealth Group Incorporated	7
.0707	UnitedHealth Group Incorporated	95833	72-1074008				UnitedHealthcare of Louisiana, Inc.	LA	IA	UnitedHealthcare, Inc.	Ownership	100.000	UnitedHealth Group Incorporated	
.0707	UnitedHealth Group Incorporated	95716	63-1036817				UnitedHealthcare of Mississippi, Inc.	MS	IA	UnitedHealthcare, Inc.	Ownership	100.000	UnitedHealth Group Incorporated	
.0707	UnitedHealth Group Incorporated	95149	05-0413469				UnitedHealthcare of New England, Inc.	RI	IA	United HealthCare Services, Inc.	Ownership	100.000	UnitedHealth Group Incorporated	
.0707	UnitedHealth Group Incorporated	13214	26-2697886				UnitedHealthcare of New Mexico, Inc.	NM	IA	UnitedHealthcare Insurance Company	Ownership	100.000	UnitedHealth Group Incorporated	
.0707	UnitedHealth Group Incorporated	95085	06-1172891				UnitedHealthcare of New York, Inc.	NY	IA	AmeriChoice Corporation	Ownership	100.000	UnitedHealth Group Incorporated	
.0707	UnitedHealth Group Incorporated	95103	56-1461010				UnitedHealthcare of North Carolina, Inc.	NC	IA	UnitedHealthcare, Inc.	Ownership	100.000	UnitedHealth Group Incorporated	
.0707	UnitedHealth Group Incorporated	95186	31-1142815				UnitedHealthcare of Ohio, Inc.	OH	IA	United HealthCare Services, Inc.	Ownership	100.000	UnitedHealth Group Incorporated	
.0707	UnitedHealth Group Incorporated	96903	33-0115166				UnitedHealthcare of Oklahoma, Inc.	OK	IA	United HealthCare Services, Inc.	Ownership	100.000	UnitedHealth Group Incorporated	
.0707	UnitedHealth Group Incorporated	95893	93-0938819				UnitedHealthcare of Oregon, Inc.	OR	IA	United HealthCare Services, Inc.	Ownership	100.000	UnitedHealth Group Incorporated	
.0707	UnitedHealth Group Incorporated	95220	25-1756858				UnitedHealthcare of Pennsylvania, Inc.	PA	IA	Three Rivers Holdings, Inc.	Ownership	100.000	UnitedHealth Group Incorporated	
.0707	UnitedHealth Group Incorporated	95765	95-3939697				UnitedHealthcare of Texas, Inc.	TX	IA	UnitedHealthcare, Inc.	Ownership	100.000	UnitedHealth Group Incorporated	
							UnitedHealthcare of the Mid-Atlantic, Inc.	MD	IA	UnitedHealthcare, Inc.	Ownership	100.000	UnitedHealth Group Incorporated	
.0707	UnitedHealth Group Incorporated	95025	52-1130183				UnitedHealthcare of the Midlands, Inc.	NE	IA	UnitedHealthcare, Inc.	Ownership	100.000	UnitedHealth Group Incorporated	
.0707	UnitedHealth Group Incorporated	95591	47-0676824				UnitedHealthcare of the Midwest, Inc.	MO	IA	UnitedHealthcare, Inc.	Ownership	100.000	UnitedHealth Group Incorporated	
.0707	UnitedHealth Group Incorporated	96385	43-1361841				UnitedHealthcare of Utah, Inc.	UT	IA	UnitedHealthcare, Inc.	Ownership	100.000	UnitedHealth Group Incorporated	
.0707	UnitedHealth Group Incorporated	95501	41-1488563				UnitedHealthcare of Washington, Inc.	WA	IA	United HealthCare Services, Inc.	Ownership	100.000	UnitedHealth Group Incorporated	
.0707	UnitedHealth Group Incorporated	48038	91-1312551				UnitedHealthcare of Wisconsin, Inc.	WI	IA	UnitedHealthcare, Inc.	Ownership	100.000	UnitedHealth Group Incorporated	
							UnitedHealthcare Plan of the River Valley, Inc.	IL	RE	UnitedHealthcare Services Company of the River Valley, Inc.	Ownership	100.000	UnitedHealth Group Incorporated	
.0707	UnitedHealth Group Incorporated	95378	36-3379945				UnitedHealthcare Service LLC	DE	NIA	UnitedHealthcare Insurance Company	Ownership	100.000	UnitedHealth Group Incorporated	
		00000	47-0854646				UnitedHealthcare Services Company of the River Valley, Inc.	DE	UDP	UnitedHealthcare, Inc.	Ownership	100.000	UnitedHealth Group Incorporated	
		00000	36-3355110				UnitedHealthcare Specialty Benefits, LLC	ME	NIA	Specialty Benefits, LLC	Ownership	100.000	UnitedHealth Group Incorporated	
		00000	01-0518346				UnitedHealthcare, Inc.	DE	UIP	United HealthCare Services, Inc.	Ownership	100.000	UnitedHealth Group Incorporated	
		00000	41-1922511											

16.11

STATEMENT AS OF MARCH 31, 2016 OF THE UnitedHealthcare Plan of the River Valley, Inc.

SCHEDULE Y
PART 1A - DETAIL OF INSURANCE HOLDING COMPANY SYSTEM

1	2	3	4	5	6	7	8	9	10	11	12	13	14	15
Group Code	Group Name	NAIC Company Code	ID Number	Federal RSSD	CIK	Name of Securities Exchange if Publicly Traded (U.S. or International)	Names of Parent, Subsidiaries Or Affiliates	Domiciliary Location	Relationship to Reporting Entity	Directly Controlled by (Name of Entity/Person)	Type of Control (Ownership, Board, Management, Attorney-in-Fact, Influence, Other)	If Control is Ownership Provide Percentage	Ultimate Controlling Entity(ies)/Person(s)	*
		.00000	26-0382877				Urgent Care Holdings, Inc.	DE	NIA	Optum Clinics Intermediate Holdings, Inc.	Ownership	100.000	UnitedHealth Group Incorporated	
		.00000	26-3667220				Urgent Care MSO, LLC	DE	NIA	Urgent Care Holdings, Inc.	Ownership	100.000	UnitedHealth Group Incorporated	
		.00000	87-0757396				Valley Physicians Network, Inc.	CA	NIA	PrimeCare Medical Network, Inc.	Ownership	100.000	UnitedHealth Group Incorporated	
		.00000	74-2797745				WellMed Medical Management of Florida, Inc.	FL	NIA	WellMed Medical Management, Inc.	Ownership	100.000	UnitedHealth Group Incorporated	
		.00000	74-2786364				WellMed Medical Management, Inc.	TX	NIA	Collaborative Care Holdings, LLC	Ownership	80.000	UnitedHealth Group Incorporated	2
		.00000	45-0636596				WESTMED Practice Partners LLC	DE	NIA	Collaborative Care Holdings, LLC	Ownership	86.150	UnitedHealth Group Incorporated	2
		.00000	52-2102846				XLHealth Corporation	MD	NIA	United HealthCare Services, Inc.	Ownership	100.000	UnitedHealth Group Incorporated	
		.00000	98-1107695				XLHealth Corporation India Private Limited	IND	NIA	XLHealth Corporation	Ownership	100.000	UnitedHealth Group Incorporated	
		.00000	11-3764012				Your Health Options Insurance Services, Inc.	CA	NIA	PrimeCare Medical Network, Inc.	Ownership	100.000	UnitedHealth Group Incorporated	
		.00000	27-0172594				Your Partner in Health Services, Inc.	IL	NIA	North American Medical Management - Illinois, Inc.	Ownership	100.000	UnitedHealth Group Incorporated	

Asterisk	Explanation
1	The remaining 20% is owned by external shareholders. Corporate secretarial services for this entity are the responsibility of the portfolio company.
2	The remaining percentage is owned by one or more external third party(ies) and/or shareholder(s) which consist of individuals or companies.
3	The remaining 26% is owned by internal and external investors.
4	The remaining percentage is owned by company management, officers and/or directors.
5	The remaining 0.75904% owned by external shareholders and 0.03490% owned by Treasury Shares.
6	The limited partners of UnitedHealth Group International, L.P. include FMG Holdings, LLC (14.8145%), Hygeia Corporation (DE) (0.2012%) and UnitedHealth Group Incorporated (84.9843%). UnitedHealth Group International GP is the general partner of UnitedHealth Group International, L.P.
7	The general partnership interest of 89.77% is held by United HealthCare Services, Inc. (UHS) and 10.23% is held by UnitedHealthcare, Inc. (UHC). UHS also holds 100% of the limited partnership interests. When combining general and limited partner interests, UHS owns 94.18% and UHC owns 5.82%.

SUPPLEMENTAL EXHIBITS AND SCHEDULES INTERROGATORIES

The following supplemental reports are required to be filed as part of your statement filing. However, in the event that your company does not transact the type of business for which the special report must be filed, your response of NO to the specific interrogatory will be accepted in lieu of filing a "NONE" report and a bar code will be printed below. If the supplement is required of your company but is not being filed for whatever reason enter SEE EXPLANATION and provide an explanation following the interrogatory questions.

	Response
1. Will the Medicare Part D Coverage Supplement be filed with the state of domicile and the NAIC with this statement?	NO

Explanation:

- 1. The Company does not offer stand-alone Medicare Part D product.

Bar Code:

- 1. Medicare Part D Coverage Supplement [Document Identifier 365]



OVERFLOW PAGE FOR WRITE-INS

Additional Write-ins for Assets Line 25

	Current Statement Date			4 Prior Year Net Admitted Assets
	1 Assets	2 Nonadmitted Assets	3 Net Admitted Assets (Cols. 1 - 2)	
2504. Premium Tax Receivable	0	0	0	356,850
2505. TennCare Incentive Receivable	0	0	0	264,000
2597. Summary of remaining write-ins for Line 25 from overflow page	0	0	0	620,850

SCHEDULE A - VERIFICATION

Real Estate

	1 Year to Date	2 Prior Year Ended December 31
1. Book/adjusted carrying value, December 31 of prior year		
2. Cost of acquired:		
2.1 Actual cost at time of acquisition		
2.2 Additional investment made after acquisition		
3. Current year change in encumbrances		
4. Total gain (loss) on disposals		
5. Deduct amounts received on disposals		
6. Total foreign exchange change in book/adjusted carrying value		
7. Deduct current year's other than temporary impairment recognized		
8. Deduct current year's depreciation		
9. Book/adjusted carrying value at the end of current period (Lines 1+2+3+4-5+6-7-8)		
10. Deduct total nonadmitted amounts		
11. Statement value at end of current period (Line 9 minus Line 10)		

NONE

SCHEDULE B - VERIFICATION

Mortgage Loans

	1 Year to Date	2 Prior Year Ended December 31
1. Book value/recorded investment excluding accrued interest, December 31 of prior year		
2. Cost of acquired:		
2.1 Actual cost at time of acquisition		
2.2 Additional investment made after acquisition		
3. Capitalized deferred interest and other		
4. Accrual of discount		
5. Unrealized valuation increase (decrease)		
6. Total gain (loss) on disposals		
7. Deduct amounts received on disposals		
8. Deduct amortization of premium and mortgage interest points and commitment fees		
9. Total foreign exchange change in book value/recorded investment excluding accrued interest		
10. Deduct current year's other than temporary impairment recognized		
11. Book value/recorded investment excluding accrued interest at end of current period (Lines 1+2+3+4+5+6-7-8+9-10)		
12. Total valuation allowance		
13. Subtotal (Line 11 plus Line 12)		
14. Deduct total nonadmitted amounts		
15. Statement value at end of current period (Line 13 minus Line 14)		

NONE

SCHEDULE BA - VERIFICATION

Other Long-Term Invested Assets

	1 Year to Date	2 Prior Year Ended December 31
1. Book/adjusted carrying value, December 31 of prior year	17,777,164	19,971,369
2. Cost of acquired:		
2.1 Actual cost at time of acquisition	932,271	0
2.2 Additional investment made after acquisition	0	0
3. Capitalized deferred interest and other	0	0
4. Accrual of discount	0	0
5. Unrealized valuation increase (decrease)	0	0
6. Total gain (loss) on disposals	0	0
7. Deduct amounts received on disposals	0	26,889
8. Deduct amortization of premium and depreciation	1,429,913	2,167,316
9. Total foreign exchange change in book/adjusted carrying value	0	0
10. Deduct current year's other than temporary impairment recognized	0	0
11. Book/adjusted carrying value at end of current period (Lines 1+2+3+4+5+6-7-8+9-10)	17,279,522	17,777,164
12. Deduct total nonadmitted amounts	0	0
13. Statement value at end of current period (Line 11 minus Line 12)	17,279,522	17,777,164

SCHEDULE D - VERIFICATION

Bonds and Stocks

	1 Year to Date	2 Prior Year Ended December 31
1. Book/adjusted carrying value of bonds and stocks, December 31 of prior year	617,059,033	771,961,443
2. Cost of bonds and stocks acquired	95,769,902	210,976,645
3. Accrual of discount	19,494	100,605
4. Unrealized valuation increase (decrease)	(2,781)	0
5. Total gain (loss) on disposals	1,095,912	4,878,623
6. Deduct consideration for bonds and stocks disposed of	80,533,027	360,952,842
7. Deduct amortization of premium	2,269,995	9,905,441
8. Total foreign exchange change in book/adjusted carrying value	0	0
9. Deduct current year's other than temporary impairment recognized	252,042	0
10. Book/adjusted carrying value at end of current period (Lines 1+2+3+4+5-6-7+8-9)	630,886,496	617,059,033
11. Deduct total nonadmitted amounts	0	0
12. Statement value at end of current period (Line 10 minus Line 11)	630,886,496	617,059,033

STATEMENT AS OF MARCH 31, 2016 OF THE UnitedHealthcare Plan of the River Valley, Inc.

SCHEDULE D - PART 1B

Showing the Acquisitions, Dispositions and Non-Trading Activity
During the Current Quarter for all Bonds and Preferred Stock by NAIC Designation

NAIC Designation	1 Book/Adjusted Carrying Value Beginning of Current Quarter	2 Acquisitions During Current Quarter	3 Dispositions During Current Quarter	4 Non-Trading Activity During Current Quarter	5 Book/Adjusted Carrying Value End of First Quarter	6 Book/Adjusted Carrying Value End of Second Quarter	7 Book/Adjusted Carrying Value End of Third Quarter	8 Book/Adjusted Carrying Value December 31 Prior Year
BONDS								
1. NAIC 1 (a)	788,781,078	1,303,062,503	1,452,362,034	(5,777,315)	633,704,232	0	0	788,781,078
2. NAIC 2 (a)	80,972,185	5,026,496	8,857,458	1,163,809	78,305,032	0	0	80,972,185
3. NAIC 3 (a)	0	0	0	1,163,940	1,163,940	0	0	0
4. NAIC 4 (a)	0	0	0	837,500	837,500	0	0	0
5. NAIC 5 (a)	0	0	0	0	0	0	0	0
6. NAIC 6 (a)	0	0	0	0	0	0	0	0
7. Total Bonds	869,753,263	1,308,088,999	1,461,219,492	(2,612,066)	714,010,704	0	0	869,753,263
PREFERRED STOCK								
8. NAIC 1	0	0	0	0	0	0	0	0
9. NAIC 2	0	0	0	0	0	0	0	0
10. NAIC 3	0	0	0	0	0	0	0	0
11. NAIC 4	0	0	0	0	0	0	0	0
12. NAIC 5	0	0	0	0	0	0	0	0
13. NAIC 6	0	0	0	0	0	0	0	0
14. Total Preferred Stock	0	0	0	0	0	0	0	0
15. Total Bonds and Preferred Stock	869,753,263	1,308,088,999	1,461,219,492	(2,612,066)	714,010,704	0	0	869,753,263

(a) Book/Adjusted Carrying Value column for the end of the current reporting period includes the following amount of non-rated short-term and cash equivalent bonds by NAIC designation: NAIC 1 \$13,022,145 ; NAIC 2 \$5,379,905 ; NAIC 3 \$436,721 ;
NAIC 4 \$0 ; NAIC 5 \$0 ; NAIC 6 \$0

S102

SCHEDULE DA - PART 1

Short-Term Investments

	1	2	3	4	5
	Book/Adjusted Carrying Value	Par Value	Actual Cost	Interest Collected Year-to-Date	Paid for Accrued Interest Year-to-Date
9199999 Totals	83,124,208	xxx	83,272,018	175,058	30,349

SCHEDULE DA - VERIFICATION

Short-Term Investments

	1	2
	Year To Date	Prior Year Ended December 31
1. Book/adjusted carrying value, December 31 of prior year	243,892,130	159,021,114
2. Cost of short-term investments acquired	1,212,319,097	6,539,959,279
3. Accrual of discount	4,919	8,894
4. Unrealized valuation increase (decrease)	(1,465)	0
5. Total gain (loss) on disposals	0	0
6. Deduct consideration received on disposals	1,372,980,377	6,454,581,881
7. Deduct amortization of premium	110,096	515,276
8. Total foreign exchange change in book/adjusted carrying value	0	0
9. Deduct current year's other than temporary impairment recognized	0	0
10. Book/adjusted carrying value at end of current period (Lines 1+2+3+4+5-6-7+8-9)	83,124,208	243,892,130
11. Deduct total nonadmitted amounts	0	0
12. Statement value at end of current period (Line 10 minus Line 11)	83,124,208	243,892,130

Schedule DB - Part A - Verification - Options, Caps, Floors, Collars, Swaps and Forwards

N O N E

Schedule DB - Part B - Verification - Futures Contracts

N O N E

Schedule DB - Part C - Section 1 - Replication (Synthetic Asset) Transactions (RSATs) Open

N O N E

Schedule DB-Part C-Section 2-Reconciliation of Replication (Synthetic Asset) Transactions Open

N O N E

Schedule DB - Verification - Book/Adjusted Carrying Value, Fair Value and Potential Exposure of
Derivatives

N O N E

SCHEDULE E - VERIFICATION

(Cash Equivalents)

	1	2
	Year To Date	Prior Year Ended December 31
1. Book/adjusted carrying value, December 31 of prior year	8,802,099	854,878
2. Cost of cash equivalents acquired	0	11,439,772
3. Accrual of discount	702	314
4. Unrealized valuation increase (decrease)	0	0
5. Total gain (loss) on disposals	0	0
6. Deduct consideration received on disposals	8,802,000	3,486,000
7. Deduct amortization of premium	801	6,865
8. Total foreign exchange change in book/adjusted carrying value	0	0
9. Deduct current year's other than temporary impairment recognized	0	0
10. Book/adjusted carrying value at end of current period (Lines 1+2+3+4+5-6-7+8-9)	0	8,802,099
11. Deduct total nonadmitted amounts	0	0
12. Statement value at end of current period (Line 10 minus Line 11)	0	8,802,099

Schedule A - Part 2 - Real Estate Acquired and Additions Made

N O N E

Schedule A - Part 3 - Real Estate Disposed

N O N E

Schedule B - Part 2 - Mortgage Loans Acquired and Additions Made

N O N E

Schedule B - Part 3 - Mortgage Loans Disposed, Transferred or Repaid

N O N E

STATEMENT AS OF MARCH 31, 2016 OF THE UnitedHealthcare Plan of the River Valley, Inc.

SCHEDULE BA - PART 2

Showing Other Long-Term Invested Assets ACQUIRED AND ADDITIONS MADE During the Current Quarter

1 CUSIP Identification	2 Name or Description	3 Location		5 Name of Vendor or General Partner	6 NAIC Designation	7 Date Originally Acquired	8 Type and Strategy	9 Actual Cost at Time of Acquisition	10 Additional Investment Made After Acquisition	11 Amount of Encumbrances	12 Commitment for Additional Investment	13 Percentage of Ownership
		City	State									
000000-00-0	US Bancorp Guar Fed LIHTC Fd 2012-5 Prv P		GA	US Bank	.12	07/02/2012		932,271	0	0	0	0.000
	2999999. Capital Notes - Unaffiliated							932,271	0	0	0	XXX
	4499999. Total - Unaffiliated							932,271	0	0	0	XXX
	4599999. Total - Affiliated							0	0	0	0	XXX
4699999 - Totals												
								932,271	0	0	0	XXX

SCHEDULE BA - PART 3

Showing Other Long-Term Invested Assets DISPOSED, Transferred or Repaid During the Current Quarter

1 CUSIP Identification	2 Name or Description	3 Location		5 Name of Purchaser or Nature of Disposal	6 Date Originally Acquired	7 Disposal Date	8 Book/ Adjusted Carrying Value Less Encum- brances, Prior Year	9 Change in Book/Adjusted Carrying Value						15 Book/ Adjusted Carrying Value Less Encum- brances on Disposal	16 Consid- eration	17 Foreign Exchange Gain (Loss) on Disposal	18 Realized Gain (Loss) on Disposal	19 Total Gain (Loss) on Disposal	20 Invest- ment Income
		City	State					9 Unrealized Valuation Increase (De- crease)	10 Current Year's (Depre- ciation) or (Amorti- zation)/ Accretion	11 Current Year's Other Than Temporary Impair- ment Recog- nized	12 Capital- ized Deferred Interest and Other	13 Total Change in Book/ Adjusted Carrying Value (9+10- 11+12)	14 Total Foreign Exchange Change in Book/ Adjusted Carrying Value						
000000-00-0	US Bancorp Guar Fed LIHTC Fd 2012-5 Prv P		GA	Paydown	07/02/2012	01/15/2016	1,111,815	0	(1,111,815)	0	0	(1,111,815)	0	1,111,815	0	0	0	0	0
	2999999. Capital Notes - Unaffiliated						1,111,815	0	(1,111,815)	0	0	(1,111,815)	0	1,111,815	0	0	0	0	0
000000-00-0	Enterprise N Guar Fed LIHTC PrvPlc CS		US	Paydown	08/27/2013	01/15/2016	318,098	0	(318,098)	0	0	(318,098)	0	318,098	0	0	0	0	0
	3199999. Guaranteed Federal Low Income Housing Tax Credit - Unaffiliated						318,098	0	(318,098)	0	0	(318,098)	0	318,098	0	0	0	0	0
	4499999. Total - Unaffiliated						1,429,913	0	(1,429,913)	0	0	(1,429,913)	0	1,429,913	0	0	0	0	0
	4599999. Total - Affiliated						0	0	0	0	0	0	0	0	0	0	0	0	0
4699999 - Totals																			
							1,429,913	0	(1,429,913)	0	0	(1,429,913)	0	1,429,913	0	0	0	0	0

STATEMENT AS OF MARCH 31, 2016 OF THE UnitedHealthcare Plan of the River Valley, Inc.

SCHEDULE D - PART 3

Show All Long-Term Bonds and Stock Acquired During the Current Quarter

1	2	3	4	5	6	7	8	9	10
CUSIP Identification	Description	Foreign	Date Acquired	Name of Vendor	Number of Shares of Stock	Actual Cost	Par Value	Paid for Accrued Interest and Dividends	NAIC Designation or Market Indicator (a)
912828-C3-2	US Treasury Note 0.750% 03/15/17		03/04/2016	Wells Fargo		900,387	900,000	3,227	1
912828-C7-3	US Treasury Note 0.875% 04/15/17		03/15/2016	CitiGroup		901,195	900,000	3,292	1
912828-N4-8	US Treasury Note 1.750% 12/31/20		01/26/2016	JP Morgan Chase		10,502,640	10,355,000	13,442	1
912828-N8-9	US Treasury Note 1.375% 01/31/21		02/11/2016	Merrill Lynch		15,942,447	15,725,000	7,128	1
912828-P8-7	US Treasury Note 1.125% 02/28/21		02/25/2016	Wachovia Bank		5,284,473	5,300,000	0	1
912828-QN-3	US Treasury Note 3.125% 05/15/21		03/28/2016	Bank New York Mellon		976,641	900,000	10,431	1
912828-SM-3	US Treasury Note 1.000% 03/31/17		03/15/2016	Various		1,854,984	1,850,000	8,440	1
912828-SS-0	US Treasury Note 0.875% 04/30/17		03/15/2016	CitiGroup		901,090	900,000	2,964	1
912828-WH-9	US Treasury Note 0.875% 05/15/17		03/15/2016	Nomura Securities		900,879	900,000	2,639	1
0599999. Subtotal - Bonds - U.S. Governments									
93974D-UF-3	WASHINGTON ST GO Cont Call 5.000% 07/01/27		02/17/2016	JP Morgan Chase		38,164,736	37,730,000	51,563	XXX
1799999. Subtotal - Bonds - U.S. States, Territories and Possessions									
31320Q-TV-4	FHLMC Pool 034163 MBS 3.500% 06/01/45		03/23/2016	Merrill Lynch		2,107,189	2,010,436	5,473	1
31350G-ZR-7	FNMA Note Non Call 2.625% 09/06/24		02/04/2016	Nomura Securities		10,516,673	10,060,000	111,498	1
3138EN-LE-7	FNMA Pool AL5724 MBS 4.500% 10/01/44		01/14/2016	Credit Suisse		1,571,728	1,444,852	2,528	1
341271-AB-0	FLORIDA ST BRD 0 Rev Bond MW 2.638% 07/01/21		02/23/2016	JP Morgan Chase		2,660,000	2,660,000	0	1FE
58261A-DE-4	MET TRANSPRTN AU Rev Bond Non Call 5.000% 11/15/21		02/19/2016	Samuel A Ramirez & Co		2,090,342	1,730,000	0	1FE
658203-4K-7	NORTH CAROLINA S Rev Bond Call 5.000% 01/01/27		02/19/2016	Morgan Stanley		4,810,598	3,840,000	0	1FE
3199999. Subtotal - Bonds - U.S. Special Revenues									
00206R-CW-0	AT&T INC Corp Note MW 1.750% 01/15/18		03/17/2016	Taxable Exchange		1,313,664	1,320,000	3,978	2FE
02665W-BB-6	AMERICAN HONDA F Corp Note Non Call 1.443% 02/22/19		02/18/2016	CitiGroup		1,455,000	1,455,000	0	1FE
03065V-AC-1	AmeriCredit Auto A/MCAR 2016-1 A2B ABS 1.188% 06/10/19		01/12/2016	Deutsche Bank		1,460,000	1,460,000	0	1FE
035242-AG-1	ANHEUSER-BUSCH Corp Note MW 1.900% 02/01/19		02/25/2016	Merrill Lynch		1,088,478	1,080,000	2,052	1FE
037833-AG-5	APPLE INC Corp Note Non Call 0.869% 05/03/18		02/18/2016	Deutsche Bank		448,378	450,000	217	1FE
037833-AN-0	APPLE INC Corp Note Non Call 0.690% 05/05/17		01/20/2016	Deutsche Bank		999,440	1,000,000	904	1FE
06051G-FT-1	BANK OF AMER CRP Corp Note Non Call 2.625% 10/19/20		03/01/2016	Merrill Lynch		1,338,566	1,350,000	13,289	2FE
07330N-AH-8	BRANCH BKG & TR Corp Note Call 1.000% 04/03/17		03/15/2016	Scott & Stringfellow		847,671	850,000	3,896	1FE
12594B-AA-0	CNH Equipment Tr CNH 2016-A1 ABS 0.670% 03/10/17		02/10/2016	CitiGroup		2,570,000	2,570,000	0	1FE
17275R-AZ-5	CISCO SYSTEMS Corp Note Non Call 1.218% 02/21/18		02/22/2016	Merrill Lynch		1,500,000	1,500,000	0	1FE
172967-KB-6	CITIGROUP INC Corp Note Non Call 2.650% 10/26/20		02/26/2016	Goldman Sachs		1,321,807	1,325,000	12,289	2FE
20030N-BR-1	COMCAST CORP Corp Note Call MW 2.750% 03/01/23		03/22/2016	Merrill Lynch		1,334,510	1,310,000	3,703	1FE
24422E-TD-1	JOHN DEERE CAP Corp Note Non Call 1.190% 01/08/19		01/05/2016	Barclays Group Inc.		550,000	550,000	0	1FE
26207Y-AA-9	Drive Auto Recei DRIVE 2016-AA A1 ABS Prv Plc 0.800% 06/17/19		01/21/2016	JP Morgan Chase		1,605,000	1,605,000	0	1FE
30219G-AD-0	EXPRESS SCRIPTS Corp Note MW 35BP 2.650% 02/15/17		02/10/2016	Market Axess		454,455	450,000	5,830	2FE
36250U-AA-2	GM Financial Aut G/MALT 2016-1 A1 ABS 0.670% 02/21/17		02/18/2016	JP Morgan Chase		2,670,000	2,670,000	0	1FE
459200-JD-4	IBM CORP Corp Note Non Call 1.088% 08/18/17		02/16/2016	CitiGroup		1,200,000	1,200,000	0	1FE
46625H-QJ-2	JPMORGAN CHASE Corp Note Call 2.550% 03/01/21		02/25/2016	JP Morgan Chase		1,608,793	1,610,000	0	1FE
478160-BW-3	JOHNSON&JOHNSON Corp Note Non Call 0.905% 03/01/19		02/25/2016	Merrill Lynch		187,000	187,000	0	1FE
49326E-EF-6	KEYCORP Corp Note Non Call 2.900% 09/15/20		03/01/2016	Robert Baird & Co		530,710	530,000	7,215	2FE
61761J-B3-2	MORGAN STANLEY Corp Note Non Call 2.800% 06/16/20		02/26/2016	Various		527,368	525,000	3,103	1FE
629491-AB-7	NYSE EURONEXT Corp Note MW 2.000% 10/05/17		03/09/2016	Wells Fargo		956,052	950,000	8,392	1FE
68389X-BA-2	ORACLE CORP Corp Note MW 2.800% 07/08/21		03/23/2016	Merrill Lynch		1,314,752	1,265,000	7,970	1FE
69371R-L9-5	PACCAR FINL CORP Corp Note Non Call 0.826% 06/06/17		01/27/2016	Cantor Fitzgerald		499,325	500,000	499	1FE
713448-DC-9	PEPSICO INC Corp Note Call MW 2.150% 10/14/20		03/22/2016	JP Morgan Chase		1,612,500	1,585,000	15,524	1FE
717081-DC-3	PFIZER INC Corp Note MW 6.050% 03/30/17		03/07/2016	Stifel Nicolaus & Co.		685,016	650,000	17,478	1FE
74258L-AM-1	PRINCIPAL LIFE II Corp Note Non Call Prv Plc 1.500% 09/11/17		03/09/2016	Scott & Stringfellow		489,309	490,000	61	1FE
949746-RS-2	WELLS FARGO CO Corp Note Non Call 2.500% 03/04/21		02/26/2016	Wachovia Bank		764,822	765,000	0	1FE
3899999. Subtotal - Bonds - Industrial and Miscellaneous (Unaffiliated)									
						31,332,616	31,202,000	106,400	XXX
8399997. Total - Bonds - Part 3									
						95,769,902	92,677,288	279,129	XXX
8399998. Total - Bonds - Part 5									
						XXX	XXX	XXX	XXX
8399999. Total - Bonds									
						95,769,902	92,677,288	279,129	XXX
8999997. Total - Preferred Stocks - Part 3									
						0	XXX	0	XXX
8999998. Total - Preferred Stocks - Part 5									
						XXX	XXX	XXX	XXX
8999999. Total - Preferred Stocks									
						0	XXX	0	XXX
9799997. Total - Common Stocks - Part 3									
						0	XXX	0	XXX
9799998. Total - Common Stocks - Part 5									
						XXX	XXX	XXX	XXX
9799999. Total - Common Stocks									
						0	XXX	0	XXX

E04

STATEMENT AS OF MARCH 31, 2016 OF THE UnitedHealthcare Plan of the River Valley, Inc.

SCHEDULE D - PART 3

Show All Long-Term Bonds and Stock Acquired During the Current Quarter

1 CUSIP Identification	2 Description	3 Foreign	4 Date Acquired	5 Name of Vendor	6 Number of Shares of Stock	7 Actual Cost	8 Par Value	9 Paid for Accrued Interest and Dividends	10 NAIC Designation or Market Indicator (a)
9899999. Total - Preferred and Common Stocks						0	XXX	0	XXX
9999999 - Totals						95,769,902	XXX	279,129	XXX

(a) For all common stock bearing the NAIC market indicator "U" provide: the number of such issues0

STATEMENT AS OF MARCH 31, 2016 OF THE UnitedHealthcare Plan of the River Valley, Inc.

SCHEDULE D - PART 4

Show All Long-Term Bonds and Stock Sold, Redeemed or Otherwise Disposed of During the Current Quarter

1	2	3	4	5	6	7	8	9	10	Change In Book/Adjusted Carrying Value					16	17	18	19	20	21	22
										11	12	13	14	15							
CUSIP Identification	Description	Foreign	Disposal Date	Name of Purchaser	Number of Shares of Stock	Consideration	Par Value	Actual Cost	Prior Year Book/ Adjusted Carrying Value	Unrealized Valuation Increase/ (Decrease)	Current Year's (Amortization)/ Accretion	Current Year's Other Than Temporary Impairment Recognized	Total Change in Book/ Adjusted Carrying Value (11 + 12 - 13)	Total Foreign Exchange Change in Book /Adjusted Carrying Value	Book/ Adjusted Carrying Value at Disposal Date	Foreign Exchange Gain (Loss) on Disposal	Realized Gain (Loss) on Disposal	Total Gain (Loss) on Disposal	Bond Interest/ Stock Dividends Received During Year	Stated Contractual Maturity Date	NAIC Designation or Market Indicator (a)
36179R-BW-8	GNMA Pool MA2753 MBS 3.000% 04/20/45		03/01/2016	Paydown		52,201	52,201	53,951	53,920	.0	(1,719)	.0	(1,719)	.0	52,201	.0	.0	.0	258	04/20/2045	1
36220N-VU-8	GNMA Pool 283327 MBS 9.000% 12/15/19		03/01/2016	Paydown		234	234	234	234	.0	.0	.0	.0	.0	234	.0	.0	.0	.0	12/15/2019	1
912828-BB-2	US Treasury Note 0.250% 02/29/16		02/29/2016	Maturity		750,000	750,000	747,422	749,785	.0	215	.0	215	.0	750,000	.0	.0	.0	938	02/29/2016	1
912828-EW-6	US Treasury Note 4.500% 02/15/16		02/15/2016	Maturity		2,400,000	2,400,000	2,581,918	2,410,646	.0	(10,646)	.0	(10,646)	.0	2,400,000	.0	.0	.0	54,000	02/15/2016	1
912828-K7-4	US Treasury Note 2.000% 08/15/25		02/11/2016	BMO HARRIS BANK N.A.		5,540,749	5,370,000	5,284,835	5,287,406	.0	885	.0	885	.0	5,288,292	.0	252,458	252,458	52,824	08/15/2025	1
912828-N4-8	US Treasury Note 1.750% 12/31/20		02/11/2016	Merrill Lynch		10,678,189	10,355,000	10,502,640	.0	(1,297)	.0	(1,297)	.0	10,501,343	.0	176,847	176,847	21,407	12/31/2020	1	
912828-UG-3	US Treasury Note 0.375% 01/15/16		01/15/2016	Maturity		750,000	750,000	751,143	750,032	.0	(32)	.0	(32)	.0	750,000	.0	.0	.0	1,406	01/15/2016	1
912828-US-7	US Treasury Note 0.375% 03/15/16		03/15/2016	Maturity		1,800,000	1,800,000	1,803,234	1,800,567	.0	(567)	.0	(567)	.0	1,800,000	.0	.0	.0	3,375	03/15/2016	1
0599999	Subtotal - Bonds - U.S. Governments					21,971,373	21,477,435	21,725,377	11,052,590	0	(13,161)	0	(13,161)	0	21,542,070	0	429,305	429,305	134,212	XXX	XXX
882723-YY-9	TEXAS ST GO Non Call 5.000% 10/01/21		01/11/2016	National Financial Services Co		2,862,588	2,375,000	2,801,146	2,783,995	.0	(2,397)	.0	(2,397)	.0	2,781,598	.0	80,990	80,990	34,306	10/01/2021	1FE
1799999	Subtotal - Bonds - U.S. States, Territories and Possessions					2,862,588	2,375,000	2,801,146	2,783,995	0	(2,397)	0	(2,397)	0	2,781,598	0	80,990	80,990	34,306	XXX	XXX
3128MJ-VZ-0	FHLMC Pool G08631 MBS 3.000% 03/01/45		03/01/2016	Paydown		19,613	19,613	20,039	20,032	.0	(418)	.0	(418)	.0	19,613	.0	.0	.0	98	03/01/2045	1
3128PC-2X-9	FHLMC Pool J01690 MBS 5.500% 04/01/21		03/01/2016	Paydown		12,573	12,573	12,569	12,559	.0	14	.0	14	.0	12,573	.0	.0	.0	104	04/01/2021	1
3128PE-4K-1	FHLMC Pool J03526 MBS 6.000% 10/01/21		03/01/2016	Paydown		4,817	4,817	4,897	4,862	.0	(45)	.0	(45)	.0	4,817	.0	.0	.0	48	10/01/2021	1
3128PE-4P-0	FHLMC Pool J03530 MBS 6.000% 10/01/21		03/01/2016	Paydown		2,296	2,296	2,328	2,314	.0	(18)	.0	(18)	.0	2,296	.0	.0	.0	23	10/01/2021	1
3128PL-PR-7	FHLMC Pool J08532 MBS 5.500% 08/01/23		03/01/2016	Paydown		17,391	17,391	17,587	17,528	.0	(137)	.0	(137)	.0	17,391	.0	.0	.0	159	08/01/2023	1
3128PU-WF-5	FHLMC Pool J15146 MBS 4.500% 04/01/26		03/01/2016	Paydown		4,580	4,580	4,868	4,821	.0	(241)	.0	(241)	.0	4,580	.0	.0	.0	34	04/01/2026	1
3128PV-AA-2	FHLMC Pool J15427 MBS 4.500% 05/01/26		03/01/2016	Paydown		11,039	11,039	11,739	11,627	.0	(588)	.0	(588)	.0	11,039	.0	.0	.0	99	05/01/2026	1
3128PV-F3-9	FHLMC Pool J15586 MBS 4.500% 06/01/26		03/01/2016	Paydown		102,532	102,532	109,005	108,031	.0	(5,499)	.0	(5,499)	.0	102,532	.0	.0	.0	767	06/01/2026	1
312906-FZ-8	FHLMC FHR 1105 Cls EZ CMO 7.950% 07/01/21		03/01/2016	Paydown		19	19	19	19	.0	.0	.0	.0	.0	19	.0	.0	.0	.0	07/01/2021	1
312926-2P-2	FHLMC Pool A80782 MBS 6.000% 08/01/38		03/01/2016	Paydown		438	438	446	446	.0	(8)	.0	(8)	.0	438	.0	.0	.0	4	08/01/2038	1
31292L-YA-7	FHLMC Pool C04305 MBS 3.000% 11/01/42		03/01/2016	Paydown		10,594	10,594	11,048	11,021	.0	(427)	.0	(427)	.0	10,594	.0	.0	.0	52	11/01/2042	1
312972-LE-0	FHLMC Pool B19325 MBS 5.000% 05/01/20		03/01/2016	Paydown		14,078	14,078	13,794	13,931	.0	147	.0	147	.0	14,078	.0	.0	.0	158	05/01/2020	1
31326T-PY-7	FHLMC Pool Q08239 MBS 3.500% 05/01/42		03/01/2016	Paydown		49,376	49,376	50,981	50,971	.0	(1,595)	.0	(1,595)	.0	49,376	.0	.0	.0	302	05/01/2042	1
31326V-JF-0	FHLMC Pool Q09862 MBS 3.500% 08/01/42		03/01/2016	Paydown		18,562	18,562	19,841	19,761	.0	(1,199)	.0	(1,199)	.0	18,562	.0	.0	.0	155	08/01/2042	1
3132HQ-DB-5	FHLMC Pool Q13698 MBS 3.000% 12/01/42		03/01/2016	Paydown		8,880	8,880	9,299	9,275	.0	(395)	.0	(395)	.0	8,880	.0	.0	.0	44	12/01/2042	1
3132HQ-MA-1	FHLMC Pool Q13979 MBS 3.000% 12/01/42		03/01/2016	Paydown		4,737	4,737	4,959	4,946	.0	(209)	.0	(209)	.0	4,737	.0	.0	.0	24	12/01/2042	1
3132JA-PW-9	FHLMC Pool Q19036 MBS 3.500% 06/01/43		03/01/2016	Paydown		20,177	20,177	20,915	20,910	.0	(732)	.0	(732)	.0	20,177	.0	.0	.0	129	06/01/2043	1
3132MA-VC-2	FHLMC Pool Q29911 MBS 3.500% 11/01/44		03/01/2016	Paydown		22,576	22,576	23,754	23,731	.0	(1,155)	.0	(1,155)	.0	22,576	.0	.0	.0	93	11/01/2044	1
3132QL-BR-3	FHLMC Pool Q30047 MBS 3.500% 11/01/44		03/01/2016	Paydown		41,694	41,694	43,167	43,162	.0	(1,467)	.0	(1,467)	.0	41,694	.0	.0	.0	242	11/01/2044	1
3132QM-GF-3	FHLMC Pool Q31769 MBS 4.000% 03/01/45		03/01/2016	Paydown		56,088	56,088	59,620	59,604	.0	(3,515)	.0	(3,515)	.0	56,088	.0	.0	.0	546	03/01/2045	1
3132QN-XX-2	FHLMC Pool Q32493 MBS 4.000% 04/01/45		03/01/2016	Paydown		4,911	4,911	5,216	5,215	.0	(304)	.0	(304)	.0	4,911	.0	.0	.0	33	04/01/2045	1
313500-ZR-7	FNMA Note Non Call 2.625% 09/06/24		02/24/2016	JP Morgan Chase		15,886,646	15,010,000	15,592,567	15,066,445	.0	(4,161)	.0	(4,161)	.0	15,578,957	.0	307,689	307,689	184,967	09/06/2024	1
3136AN-GF-8	FNMA 2015-22 HT CMO 3.000% 04/25/45		03/01/2016	Paydown		55,285	55,285	57,557	57,332	.0	(2,047)	.0	(2,047)	.0	55,285	.0	.0	.0	275	04/25/2045	1
31385X-EW-3	FNMA Pool 555549 MBS 5.000% 06/01/18		03/01/2016	Paydown		51,583	51,583	53,453	52,141	.0	(558)	.0	(558)	.0	51,583	.0	.0	.0	437	06/01/2018	1
3138A2-BQ-1	FNMA Pool AH0946 MBS 4.000% 12/01/40		03/01/2016	Paydown		13,592	13,592	14,287	14,254	.0	(661)	.0	(661)	.0	13,592	.0	.0	.0	86	12/01/2040	1
3138A8-YD-2	FNMA Pool AH7007 MBS 4.000% 03/01/41		03/01/2016	Paydown		14,453	14,453	15,214	15,179	.0	(726)	.0	(726)	.0	14,453	.0	.0	.0	98	03/01/2041	1
3138AM-5W-1	FNMA Pool A18060 MBS 3.500% 10/01/26		03/01/2016	Paydown		27,784	27,784	29,073	28,788	.0	(1,004)	.0	(1,004)	.0	27,784	.0	.0	.0	163	10/01/2026	1
3138AP-OP-0	FNMA Pool A19109 MBS 4.000% 05/01/42		03/01/2016	Paydown		100,380	100,380	108,332	107,835	.0	(7,455)	.0	(7,455)	.0	100,380	.0	.0	.0	409	05/01/2042	1
3138AT-CX-6	FNMA Pool AJ1885 MBS 3.000% 03/01/42		03/01/2016	Paydown		83	83	88	88	.0	(5)	.0	(5)	.0	83	.0	.0	.0	.0	03/01/2042	1
3138AV-EN-9	FNMA Pool AJ4640 MBS 4.000% 10/01/41		03/01/2016	Paydown		6,324	6,324	6,675	6,658	.0	(334)	.0	(334)	.0	6,324	.0	.0	.0	51	10/01/2041	1
3138EO-FK-7	FNMA Pool AJ7689 MBS 4.000% 12/01/41		03/01/2016	Paydown		11,178	11,178	11,773	11,746	.0	(568)	.0	(568)	.0	11,178	.0	.0	.0	74	12/01/2041	1
3138E9-YH-7	FNMA Pool AK5211 MBS 3.000% 04/01/27		03/01/2016	Paydown		46,626	46,626	49,038	48,567	.0	(1,940)	.0	(1,940)	.0	46,626	.0	.0	.0	231	04/01/2027	1
3138EE-TJ-2	FNMA Pool AK9896 MBS 3.500% 07/01/42		03/01/2016	Paydown		32,739	32,739	34,934	34,795	.0	(2,055)	.0	(2,055)	.0	32,739	.0	.0	.0	268	07/01/2042	1
3138EJ-GJ-0	FNMA Pool AL2256 MBS 4.500% 01/01/42		03/01/2016	Paydown		41,742	41,742	45,283	45,266	.0	(3,525)	.0	(3,525)	.0	41,742	.0	.0	.0	313	01/01/2042	1
3138EN-LE-7	FNMA Pool AL5724 MBS 4.500% 10/01/44		03/01/2016	Paydown		36,933	36,933	40,176	40,176	.0	(3,243)	.0	(3,243)	.0	36,933	.0	.0	.0	209	10/01/2044	1
3138EP-N3-4	FNMA Pool AL6709 MBS 4.000% 04/01/45		03/01/2016	Paydown		36,805	36,805	39,152	39,152	.0	(2,347)	.0	(2,347)	.0	36,805	.0	.0	.0	199	04/01/2045	1
3138MA-E3-2	FNMA Pool AP1053 MBS 3.500% 07/01/42		03/01/2016	Paydown		30,744	30,744	32,810	32,679	.0	(1,935)	.0	(1,935)	.0	30,744	.0	.0	.0	111	07/	

STATEMENT AS OF MARCH 31, 2016 OF THE UnitedHealthcare Plan of the River Valley, Inc.

SCHEDULE D - PART 4

Show All Long-Term Bonds and Stock Sold, Redeemed or Otherwise Disposed of During the Current Quarter

1	2	3	4	5	6	7	8	9	10	Change In Book/Adjusted Carrying Value					16	17	18	19	20	21	22
										11	12	13	14	15							
CUSIP Identification	Description	Foreign	Disposal Date	Name of Purchaser	Number of Shares of Stock	Consideration	Par Value	Actual Cost	Prior Year Book/Adjusted Carrying Value	Unrealized Valuation Increase/(Decrease)	Current Year's (Amortization)/Accretion	Current Year's Other Than Temporary Impairment Recognized	Total Change in Book/Adjusted Carrying Value (11 + 12 - 13)	Total Foreign Exchange Change in Book/Adjusted Carrying Value	Book/Adjusted Carrying Value at Disposal Date	Foreign Exchange Gain (Loss) on Disposal	Realized Gain (Loss) on Disposal	Total Gain (Loss) on Disposal	Bond Interest/Stock Dividends Received During Year	Stated Contractual Maturity Date	NAIC Designation or Market Indicator (a)
3138WC-F3-2	FNMA Pool AS2885 MBS 3.500% 07/01/44		03/01/2016	Paydown		26,860	26,860	27,532	27,512	.0	(652)	.0	(652)	.0	26,860	.0	.0	.0	211	07/01/2044	1FE
3138WE-6G-9	FNMA Pool AS5370 MBS 3.500% 07/01/45		03/01/2016	Paydown		9,935	9,935	10,311	10,309	.0	(374)	.0	(374)	.0	9,935	.0	.0	.0	51	07/01/2045	1FE
3138X9-WS-4	FNMA Pool AU9656 MBS 4.500% 09/01/43		03/01/2016	Paydown		3,108	3,108	3,372	3,370	.0	(262)	.0	(262)	.0	3,108	.0	.0	.0	24	09/01/2043	1FE
3138XE-TZ-1	FNMA Pool AV3267 MBS 5.000% 12/01/43		03/01/2016	Paydown		482,786	482,786	540,946	540,211	.0	(57,425)	.0	(57,425)	.0	482,786	.0	.0	.0	3,994	12/01/2043	1FE
3138YA-FD-2	FNMA Pool AX8263 MBS 4.000% 12/01/44		03/01/2016	Paydown		30,934	30,934	32,944	32,936	.0	(2,002)	.0	(2,002)	.0	30,934	.0	.0	.0	293	12/01/2044	1FE
3138YB-DG-5	FNMA Pool AX9102 MBS 4.500% 11/01/44		03/01/2016	Paydown		12,278	12,278	13,367	13,345	.0	(1,068)	.0	(1,068)	.0	12,278	.0	.0	.0	92	11/01/2044	1FE
3138YE-HD-2	FNMA Pool AY1127 MBS 3.500% 04/01/45		03/01/2016	Paydown		129,083	129,083	134,368	134,302	.0	(5,219)	.0	(5,219)	.0	129,083	.0	.0	.0	1,075	04/01/2045	1FE
3138YN-MS-3	FNMA Pool AY8468 MBS 4.000% 08/01/45		03/01/2016	Paydown		61,475	61,475	65,586	65,563	.0	(4,088)	.0	(4,088)	.0	61,475	.0	.0	.0	408	08/01/2045	1FE
3138YN-RB-5	FNMA Pool AY8561 MBS 3.500% 08/01/45		03/01/2016	Paydown		19,030	19,030	19,840	19,835	.0	(805)	.0	(805)	.0	19,030	.0	.0	.0	148	08/01/2045	1FE
31398Q-TE-7	FHLMC FHR 3747 HG CMO 2.400% 07/15/37		03/01/2016	Paydown		179,239	179,239	182,095	180,497	.0	(1,258)	.0	(1,258)	.0	179,239	.0	.0	.0	693	07/15/2037	1FE
31402Q-R6-0	FNMA Pool 735009 MBS 5.000% 05/01/19		03/01/2016	Paydown		8,316	8,316	8,171	8,242	.0	74	.0	74	.0	8,316	.0	.0	.0	70	05/01/2019	1FE
31402R-JE-0	FNMA Pool 735661 MBS 5.500% 12/01/17		03/01/2016	Paydown		73,783	73,783	80,227	75,855	.0	(2,072)	.0	(2,072)	.0	73,783	.0	.0	.0	652	12/01/2017	1FE
31407N-FK-4	FNMA Pool 835470 MBS 5.000% 09/01/20		03/01/2016	Paydown		8,317	8,317	8,148	8,214	.0	103	.0	103	.0	8,317	.0	.0	.0	61	09/01/2020	1FE
31407S-GA-4	FNMA Pool 839093 MBS 5.000% 10/01/20		03/01/2016	Paydown		12,806	12,806	12,556	12,657	.0	149	.0	149	.0	12,806	.0	.0	.0	120	10/01/2020	1FE
3140E0-6Q-3	FNMA Pool AZ8078 MBS 3.500% 08/01/45		03/01/2016	Paydown		1,310	1,310	1,361	1,361	.0	(51)	.0	(51)	.0	1,310	.0	.0	.0	8	08/01/2045	1FE
31410V-VR-4	FNMA Pool 900724 MBS 5.500% 08/01/21		03/01/2016	Paydown		2,975	2,975	2,975	2,971	.0	4	.0	4	.0	2,975	.0	.0	.0	19	08/01/2021	1FE
31412V-AG-3	FNMA Pool 935707 MBS 5.000% 11/01/24		03/01/2016	Paydown		24,102	24,102	25,672	25,294	.0	(1,192)	.0	(1,192)	.0	24,102	.0	.0	.0	261	11/01/2024	1FE
31414F-K9-1	FNMA Pool 964820 MBS 5.000% 08/01/23		03/01/2016	Paydown		15,593	15,593	15,739	15,684	.0	(90)	.0	(90)	.0	15,593	.0	.0	.0	96	08/01/2023	1FE
31416B-RB-6	FNMA Pool 995182 MBS 5.500% 06/01/20		03/01/2016	Paydown		31,429	31,429	34,366	33,079	.0	(1,650)	.0	(1,650)	.0	31,429	.0	.0	.0	284	06/01/2020	1FE
31416T-2S-7	FNMA Pool AA9784 MBS 5.000% 07/01/24		03/01/2016	Paydown		63,100	63,100	65,526	64,940	.0	(1,840)	.0	(1,840)	.0	63,100	.0	.0	.0	524	07/01/2024	1FE
31417A-QE-2	FNMA Pool AB4052 MBS 4.000% 12/01/41		03/01/2016	Paydown		37,456	37,456	39,932	39,912	.0	(2,455)	.0	(2,455)	.0	37,456	.0	.0	.0	237	12/01/2041	1FE
31417G-TY-2	FNMA Pool AB9566 MBS 3.000% 06/01/43		03/01/2016	Paydown		80,842	80,842	82,837	82,791	.0	(1,949)	.0	(1,949)	.0	80,842	.0	.0	.0	409	06/01/2043	1FE
574204-TR-4	MARYLAND ST DEPT Rev Bond Non Call 5.000% 02/15/16		02/15/2016	Maturity		2,000,000	2,000,000	2,177,040	2,003,363	.0	(3,363)	.0	(3,363)	.0	2,000,000	.0	.0	.0	50,000	02/15/2016	1FE
575579-DT-1	MASSACHUSETTS ST Rev Bond Non Call 5.250% 07/01/21		01/08/2016	Scott & Stringfellow		1,213,130	1,000,000	1,202,860	1,144,360	.0	(814)	.0	(814)	.0	1,143,546	.0	69,584	69,584	28,000	07/01/2021	1FE
60636M-DJ-3	MISSOURI ST REGL Rev Bond Non Call 5.000% 08/15/19		01/22/2016	Jefferys and Company		2,428,319	2,155,000	2,511,394	2,375,802	.0	(4,139)	.0	(4,139)	.0	2,371,663	.0	56,656	56,656	48,488	08/15/2019	1FE
60636M-DL-8	MISSOURI ST REGL Rev Bond Non Call 5.000% 08/15/21		01/22/2016	Jefferys and Company		2,259,110	1,910,000	2,208,820	2,127,146	.0	(2,512)	.0	(2,512)	.0	2,124,634	.0	134,476	134,476	42,975	08/15/2021	1FE
31999999	Subtotal - Bonds - U.S. Special Revenues					26,414,942	24,702,737	26,479,637	15,449,617	0	(159,922)	0	(159,922)	0	25,846,537	0	568,405	568,405	372,756	XXX	XXX
02006Y-AB-1	ALLY AUTO RECEIV ALLYA 2015-1 A2 ABS 0.920% 02/15/18		03/15/2016	Paydown		193,052	193,052	193,049	193,051	.0	.1	.0	.1	.0	193,052	.0	.0	.0	444	02/15/2018	1FE
05531F-AG-8	BB&T CORPORATION Corp Note Call 3.200% 02/16/16		02/16/2016	Maturity		750,000	750,000	777,920	752,349	.0	(2,349)	.0	(2,349)	.0	750,000	.0	.0	.0	10,067	02/16/2016	1FE
12591V-AA-9	COMM MORTGAGE TR COMM 2014 CR16 A1 CMBS 1.445% 02/10/19		03/01/2016	Paydown		145,838	145,838	145,834	145,810	.0	28	.0	28	.0	145,838	.0	.0	.0	365	02/10/2019	1FM
12594B-AA-0	CNH Equipment Tr CNH 2016-A A1 ABS 0.670% 03/10/17		03/15/2016	Paydown		154,993	154,993	154,993	.0	.0	.0	.0	.0	154,993	.0	.0	.0	78	03/10/2017	1FE	
12631D-AW-3	COMM MORTGAGE TR COMM 2014-CR17 A1 CMBS 1.275% 05/10/47		03/01/2016	Paydown		62,855	62,855	62,854	62,844	.0	.11	.0	.11	.0	62,855	.0	.0	.0	138	05/10/2047	1FM
172967-GG-0	CITIGROUP INC Corp Note Non Call 1.250% 01/15/16		01/15/2016	Maturity		1,630,000	1,630,000	1,625,876	1,629,947	.0	53	.0	53	.0	1,630,000	.0	.0	.0	10,188	01/15/2016	2FE
17322M-AS-5	Citigroup Commercial Mtge Tr CGCMT 2014-GC21 A1 CMBS 1.242% 05/10/47		03/01/2016	Paydown		122,017	122,017	122,014	121,997	.0	20	.0	20	.0	122,017	.0	.0	.0	261	05/10/2047	1FM
20030N-BN-0	COMCAST CORP Corp Note Call MW 3.375% 08/15/25		02/03/2016	Merrill Lynch		795,406	775,000	784,494	784,402	.0	(77)	.0	(77)	.0	784,325	.0	11,081	11,081	12,570	08/15/2025	1FE
22003B-AH-9	CORP OFF PROP LP Corp Note Call MW 5.250% 02/15/24		02/03/2016	Wachovia Bank		1,113,210	1,085,000	1,071,796	1,074,065	.0	110	.0	110	.0	1,074,175	.0	39,035	39,035	27,374	02/15/2024	2FE
24422E-SJ-9	JOHN DEERE CAP Corp Note Non Call 0.729% 02/25/16		02/25/2016	Maturity		300,000	300,000	300,000	300,000	.0	.0	.0	.0	.0	300,000	.0	.0	.0	378	02/25/2016	1FE
25459H-BH-7	DIRECTV HLDGS/FN Corp Note MW 20BP 1.750% 01/15/18		03/17/2016	Taxable Exchange		1,314,984	1,320,000	1,318,601	1,319,023	.0	98	.0	98	.0	1,319,121	.0	(4,137)	(4,137)	15,528	01/15/2018	2FE
26207Y-AA-9	Drive Auto Recei DRIVE 2016-AA A1 ABS Prv Plc 0.800% 06/17/19		03/15/2016	Paydown		881,502	881,502	881,502	.0	.0	.0	.0	.0	881,502	.0	.0	.0	690	06/17/2019	1FE	
31677Q-AW-9	FIFTH THIRD BANK Corp Note Call 1.045% 02/26/16		02/26/2016	Maturity		550,000	550,000	551,432	550,055	.0	(55)	.0	(55)	.0	550,000	.0	.0	.0	1,135	02/26/2016	1FE

E05.1

STATEMENT AS OF MARCH 31, 2016 OF THE UnitedHealthcare Plan of the River Valley, Inc.

SCHEDULE D - PART 4

Show All Long-Term Bonds and Stock Sold, Redeemed or Otherwise Disposed of During the Current Quarter

1	2	3	4	5	6	7	8	9	10	Change In Book/Adjusted Carrying Value					16	17	18	19	20	21	22	
										11	12	13	14	15								
CUSIP Identification	Description	Foreign	Disposal Date	Name of Purchaser	Number of Shares of Stock	Consideration	Par Value	Actual Cost	Prior Year Book/Adjusted Carrying Value	Unrealized Valuation Increase/(Decrease)	Current Year's (Amortization)/Accretion	Current Year's Other Than Temporary Impairment Recognized	Total Change in Book/Adjusted Carrying Value (11 + 12 - 13)	Total Foreign Exchange Change in Book /Adjusted Carrying Value	Book/Adjusted Carrying Value at Disposal Date	Foreign Exchange Gain (Loss) on Disposal	Realized Gain (Loss) on Disposal	Total Gain (Loss) on Disposal	Bond Interest/Stock Dividends Received During Year	Stated Contractual Maturity Date	NAIC Designation or Market Indicator (a)	
36250U-AA-2	GM Financial Aut GMA1T 2016-1 A1 ABS 0.670% 02/21/17		03/20/2016	Paydown		727,193	727,193	727,193	0	0	0	0	0	727,193	0	0	0	0	338	02/21/2017	1FE	
370334-BS-2	GENERAL MILLS IN Corp Note Non Call 0.821% 01/28/16		01/28/2016	Maturity		200,000	200,000	200,000	200,000	0	0	0	0	200,000	0	0	0	0	267	01/28/2016	2FE	
377372-AG-2	Glaxo SmithKline Cap Inc Corp Note MW 5BP 0.700% 03/18/16		03/18/2016	Maturity		1,052,000	1,052,000	1,053,975	1,052,287	0	(287)	0	(287)	1,052,000	0	0	0	0	3,682	03/18/2016	1FE	
46641W-AS-6	JPMBB COMMERCIAL JPMBB 2014-C19 A1 CMBS 1.266% 04/15/47		03/01/2016	Paydown		104,450	104,450	104,450	104,450	0	0	0	0	104,450	0	0	0	0	229	04/15/2047	1FM	
493268-BY-1	Keycorp Student Loan Tr KSLT 2004-A 2A2 ABS 0.921% 10/28/41		01/27/2016	Paydown		13,375	13,375	13,235	13,328	0	47	0	47	13,375	0	0	0	0	21	10/28/2041	1FE	
55279H-AB-6	MANUF & TRADERS Corp Note Non Call 0.936% 03/07/16		03/07/2016	Maturity		1,120,000	1,120,000	1,119,787	1,119,965	0	35	0	35	1,120,000	0	0	0	0	2,129	03/07/2016	1FE	
55315C-AB-3	MMAF EQUIPMENT F MMAF 2014-AA A2 ABS Prv Plc 0.520% 04/10/17		03/08/2016	Paydown		873,723	873,723	873,650	873,697	0	26	0	26	873,723	0	0	0	0	757	04/10/2017	1FE	
61763K-AW-4	ORGAN STANLEY BAML TRUST MSBAM 2014-C15 A1 CMBS 1.313% 04/15/47		03/01/2016	Paydown		104,858	104,858	104,856	104,829	0	29	0	29	104,858	0	0	0	0	239	04/15/2047	1FM	
64952W-BM-4	NEW YORK LIFE GL Corp Note Non Call Prv Plc 0.800% 02/12/16		02/12/2016	Maturity		2,730,000	2,730,000	2,728,226	2,729,932	0	68	0	68	2,730,000	0	0	0	0	10,920	02/12/2016	1FE	
674599-BZ-7	OCCIDENTAL PETE Corp Note MW 2.500%		02/01/2016	Maturity		600,000	600,000	619,812	601,003	0	(1,003)	0	(1,003)	600,000	0	0	0	0	7,500	02/01/2016	1FE	
69349L-AJ-7	PNC BANK NA Corp Note Non Call 0.931% 01/28/16		01/28/2016	Maturity		600,000	600,000	601,326	600,050	0	(50)	0	(50)	600,000	0	0	0	0	971	01/28/2016	1FE	
69371R-L3-8	PACCAR FINL CORP Corp Note Non Call 0.890% 02/08/16		02/08/2016	Maturity		500,000	500,000	501,380	500,082	0	(82)	0	(82)	500,000	0	0	0	0	776	02/08/2016	1FE	
74005P-BE-3	PRAXAIR INC Corp Note MW 0.750% 02/21/16		02/21/2016	Maturity		1,100,000	1,100,000	1,103,020	1,100,266	0	(266)	0	(266)	1,100,000	0	0	0	0	4,125	02/21/2016	1FE	
816851-AW-9	SEMPRA ENERGY Corp Note Call MW 2.400% 03/15/20		01/27/2016	Deutsche Bank		1,004,919	1,030,000	1,029,135	1,029,267	0	14	0	14	1,029,281	0	(24,362)	(24,362)	0	9,305	03/15/2020	2FE	
828807-CV-7	SIMON PROP GP LP Corp Note Call MW 3.500% 09/01/25		02/03/2016	Various		628,173	615,000	615,824	615,824	0	0	0	0	615,824	0	12,349	12,349	0	10,224	09/01/2025	1FE	
857477-AH-6	STATE STREET COR Corp Note Non Call 2.875% 03/07/16		03/07/2016	Maturity		1,400,000	1,400,000	1,443,922	1,405,925	0	(5,925)	0	(5,925)	1,400,000	0	0	0	0	20,125	03/07/2016	1FE	
90131H-AA-3	21ST CENTURY FOX Corp Note MW 4.000% 10/01/23		02/04/2016	Robert Baird & Co		272,971	260,000	258,473	258,743	0	15	0	15	258,758	0	14,213	14,213	0	3,698	10/01/2023	2FE	
90331H-MF-7	US BANK NA OHIO Corp Note Call 0.741% 04/22/16		03/22/2016	Call	100.0000	950,000	950,000	950,210	950,031	0	(31)	0	(31)	950,000	0	0	0	0	2,243	04/22/2016	1FE	
92227G-AG-2	VENTAS REALTY LP Corp Note Call MW 4.125% 01/15/26		02/03/2016	Wachovia Bank		1,045,811	1,030,000	1,017,980	1,018,145	0	110	0	110	1,018,256	0	27,555	27,555	0	23,840	01/15/2026	2FE	
94974B-GH-7	WELLS FARGO CO Corp Note Non Call 3.000% 02/19/25		02/03/2016	Wachovia Bank		1,080,038	1,105,000	1,053,993	1,055,945	0	468	0	468	1,056,413	0	23,625	23,625	0	15,562	02/19/2025	1FE	
87425E-AL-7	TAL ISMAN ENERGY Corp Note MW 7.750% 06/01/19	A	03/22/2016	SumRidge Partners		370,279	375,000	464,970	439,165	0	(4,298)	0	(4,298)	434,867	0	(64,588)	(64,588)	0	9,445	06/01/2019	2FE	
002799-AQ-7	ABBEY NATL TREAS Corp Note Non Call 2.350% 09/10/19	F	02/19/2016	Various		2,067,896	2,075,000	2,066,638	2,068,734	0	238	0	238	2,068,972	0	(1,076)	(1,076)	0	22,134	09/10/2019	1FE	
404280-AN-9	HSBC HOLDINGS Corp Note Non Call 4.000% 03/30/22	F	03/04/2016	Various		1,021,284	980,000	1,044,631	1,033,878	0	(1,229)	0	(1,229)	1,032,650	0	(11,368)	(11,368)	0	16,036	03/30/2022	1FE	
53944V-AC-3	LLLOYDS BANK PLC Corp Note Non Call 1.750% 03/16/18	F	02/17/2016	Merrill Lynch		1,703,297	1,710,000	1,707,709	1,708,302	0	108	0	108	1,708,409	0	(5,113)	(5,113)	0	12,968	03/16/2018	1FE	
3899999	Subtotal - Bonds - Industrial and Miscellaneous (Unaffiliated)					29,284,124	29,225,856	29,394,760	27,517,391	0	(14,173)	0	(14,173)	29,266,907	0	17,214	17,214	0	256,750	XXX	XXX	
8399997	Total - Bonds - Part 4					80,533,027	77,781,028	80,400,920	56,803,593	0	(189,653)	0	(189,653)	79,437,112	0	1,095,914	1,095,914	0	798,024	XXX	XXX	
8399998	Total - Bonds - Part 5					XXX	XXX	XXX	XXX	XXX	XXX	XXX	XXX	XXX	XXX	XXX	XXX	XXX	0	XXX	XXX	XXX
8399999	Total - Bonds					80,533,027	77,781,028	80,400,920	56,803,593	0	(189,653)	0	(189,653)	79,437,112	0	1,095,914	1,095,914	0	798,024	XXX	XXX	
8999997	Total - Preferred Stocks - Part 4					0	XXX	0	0	0	0	0	0	0	0	0	0	0	0	XXX	XXX	
8999998	Total - Preferred Stocks - Part 5					XXX	XXX	XXX	XXX	XXX	XXX	XXX	XXX	XXX	XXX	XXX	XXX	XXX	0	XXX	XXX	XXX
8999999	Total - Preferred Stocks					0	XXX	0	0	0	0	0	0	0	0	0	0	0	0	XXX	XXX	
9799997	Total - Common Stocks - Part 4					0	XXX	0	0	0	0	0	0	0	0	0	0	0	0	XXX	XXX	

E05.2

STATEMENT AS OF MARCH 31, 2016 OF THE UnitedHealthcare Plan of the River Valley, Inc.

SCHEDULE D - PART 4

Show All Long-Term Bonds and Stock Sold, Redeemed or Otherwise Disposed of During the Current Quarter

1	2	3	4	5	6	7	8	9	10	Change In Book/Adjusted Carrying Value					16	17	18	19	20	21	22	
										11	12	13	14	15								
CUSIP Identification	Description	For-foreign	Disposal Date	Name of Purchaser	Number of Shares of Stock	Consideration	Par Value	Actual Cost	Prior Year Book/Adjusted Carrying Value	Unrealized Valuation Increase/(Decrease)	Current Year's (Amortization)/Accretion	Other Than Temporary Impairment Recognized	Total Change in Book/Adjusted Carrying Value (11 + 12 - 13)	Total Foreign Exchange Change in Book /Adjusted Carrying Value	Book/Adjusted Carrying Value at Disposal Date	Foreign Exchange Gain (Loss) on Disposal	Realized Gain (Loss) on Disposal	Total Gain (Loss) on Disposal	Bond Interest/Stock Dividends Received During Year	Stated Contractual Maturity Date	NAIC Designation or Market Indicator (a)	
9799998. Total - Common Stocks - Part 5						XXX	XXX	XXX	XXX	XXX	XXX	XXX	XXX	XXX	XXX	XXX	XXX	XXX	XXX	XXX	XXX	
9799999. Total - Common Stocks						0	XXX	0	0	0	0	0	0	0	0	0	0	0	0	0	XXX	XXX
9899999. Total - Preferred and Common Stocks						0	XXX	0	0	0	0	0	0	0	0	0	0	0	0	0	XXX	XXX
9999999 - Totals						80,533,027	XXX	80,400,920	56,803,593	0	(189,653)	0	(189,653)	0	79,437,112	0	1,095,914	1,095,914	798,024	XXX	XXX	

(a) For all common stock bearing the NAIC market indicator "U" provide: the number of such issues.....0

Schedule DB - Part A - Section 1 - Options, Caps, Floors, Collars, Swaps and Forwards Open
N O N E

Schedule DB - Part B - Section 1 - Futures Contracts Open
N O N E

Schedule DB - Part B - Section 1B - Brokers with whom cash deposits have been made
N O N E

Schedule DB - Part D - Section 1 - Counterparty Exposure for Derivative Instruments Open
N O N E

Schedule DB - Part D-Section 2 - Collateral for Derivative Instruments Open - Pledged By
N O N E

Schedule DB - Part D-Section 2 - Collateral for Derivative Instruments Open - Pledged To
N O N E

Schedule DL - Part 1 - Reinvested Collateral Assets Owned
N O N E

Schedule DL - Part 2 - Reinvested Collateral Assets Owned
N O N E

SCHEDULE E - PART 2 - CASH EQUIVALENTS

Show Investments Owned End of Current Quarter

1 Description	2 Code	3 Date Acquired	4 Rate of Interest	5 Maturity Date	6 Book/Adjusted Carrying Value	7 Amount of Interest Due and Accrued	8 Amount Received During Year
NONE							
8699999 - Total Cash Equivalents							



Actuarial Certification

Carrier: UnitedHealthcare Plan of the River Valley, Inc.
Date: April 14, 2016
Valuation Date: March 2016
Subject: TennCare Claim Reserve Estimate (IBNR) as of March 2016 – Risk Business – Eastern Tennessee – Long Term Care

I, Kevin Francis, am Vice President of Actuarial Services for United HealthCare Community and State. I am a member of the American Academy of Actuaries and am qualified to render the actuarial opinion contained herein.

In my opinion, the claim reserve estimate (IBNR) of \$14,111,427 provides good and sufficient provision for all unpaid claim liabilities and was computed in accordance with currently accepted actuarial standards.

Note that, as of March 2016, this block of business had approximately 3,600 members.

A handwritten signature in black ink, appearing to read 'K. Francis', written over a horizontal line.

Kevin Francis, FSA, MAAA

Vice President of Actuarial Services

United HealthCare Community and State

9800 Health Care Lane,

Minnetonka, MN 55343

(952) 931-4690

E-mail: kevin.francis@uhc.com



Actuarial Certification

Carrier: UnitedHealthcare Plan of the River Valley, Inc.
Date: April 14, 2016
Valuation Date: March 2016
Subject: TennCare Claim Reserve Estimate (IBNR) as of March 2016 – Risk Business – Eastern Tennessee – Excluding Long Term Care

I, Kevin Francis, am Vice President of Actuarial Services for United HealthCare Community and State. I am a member of the American Academy of Actuaries and am qualified to render the actuarial opinion contained herein.

In my opinion, the claim reserve estimate (IBNR) of \$45,288,625 provides good and sufficient provision for all unpaid claim liabilities and was computed in accordance with currently accepted actuarial standards.

Note that, as of March 2016, this block of business had approximately 165,000 members.

A handwritten signature in black ink, appearing to read 'K. Francis', written over a horizontal line.

Kevin Francis, FSA, MAAA

Vice President of Actuarial Services

United HealthCare Community and State

9800 Health Care Lane,

Minnetonka, MN 55343

(952) 931-4690

E-mail: kevin.francis@uhc.com



Actuarial Certification

Carrier: UnitedHealthcare Plan of the River Valley, Inc.
Date: April 14, 2016
Valuation Date: March 2016
Subject: TennCare Claim Reserve Estimate (IBNR) as of March 2016 – Risk Business – Middle Tennessee – Long Term Care

I, Kevin Francis, am Vice President of Actuarial Services for United HealthCare Community and State. I am a member of the American Academy of Actuaries and am qualified to render the actuarial opinion contained herein.

In my opinion, the claim reserve estimate (IBNR) of \$12,781,796 provides good and sufficient provision for all unpaid claim liabilities and was computed in accordance with currently accepted actuarial standards.

Note that, as of March 2016, this block of business had approximately 3,200 members.

A handwritten signature in black ink, appearing to read 'K. Francis', written over a horizontal line.

Kevin Francis, FSA, MAAA
Vice President of Actuarial Services
United HealthCare Community and State
9800 Health Care Lane,
Minnetonka, MN 55343
(952) 931-4690
E-mail: kevin.francis@uhc.com



Actuarial Certification

Carrier: UnitedHealthcare Plan of the River Valley, Inc.
Date: April 14, 2016
Valuation Date: March 2016
Subject: TennCare Claim Reserve Estimate (IBNR) as of March 2016 – Risk Business – Middle Tennessee – Excluding Long Term Care

I, Kevin Francis, am Vice President of Actuarial Services for United HealthCare Community and State. I am a member of the American Academy of Actuaries and am qualified to render the actuarial opinion contained herein.

In my opinion, the claim reserve estimate (IBNR) of \$49,494,574 provides good and sufficient provision for all unpaid claim liabilities and was computed in accordance with currently accepted actuarial standards.

Note that, as of March 2016, this block of business had approximately 167,800 members.

A handwritten signature in black ink, appearing to read 'K. Francis', written over a horizontal line.

Kevin Francis, FSA, MAAA

Vice President of Actuarial Services

United HealthCare Community and State

9800 Health Care Lane,

Minnetonka, MN 55343

(952) 931-4690

E-mail: kevin.francis@uhc.com



Actuarial Certification

Carrier: UnitedHealthcare Plan of the River Valley, Inc.
Date: April 14, 2016
Valuation Date: March 2016
Subject: TennCare Claim Reserve Estimate (IBNR) as of March 2016 – Risk Business – Western Tennessee – Long Term Care

I, Kevin Francis, am Vice President of Actuarial Services for United HealthCare Community and State. I am a member of the American Academy of Actuaries and am qualified to render the actuarial opinion contained herein.

In my opinion, the claim reserve estimate (IBNR) of \$12,319,211 provides good and sufficient provision for all unpaid claim liabilities and was computed in accordance with currently accepted actuarial standards.

Note that, as of March 2016, this block of business had approximately 3,100 members.

A handwritten signature in black ink, appearing to read 'K. Francis', written over a horizontal line.

Kevin Francis, FSA, MAAA

Vice President of Actuarial Services

United HealthCare Community and State

9800 Health Care Lane,

Minnetonka, MN 55343

(952) 931-4690

E-mail: kevin.francis@uhc.com



Actuarial Certification

Carrier: UnitedHealthcare Plan of the River Valley, Inc.
Date: April 14, 2016
Valuation Date: March 2016
Subject: TennCare Claim Reserve Estimate (IBNR) as of March 2016 – Risk Business – Western Tennessee – Excluding Long Term Care

I, Kevin Francis, am Vice President of Actuarial Services for United HealthCare Community and State. I am a member of the American Academy of Actuaries and am qualified to render the actuarial opinion contained herein.

In my opinion, the claim reserve estimate (IBNR) of \$29,864,348 provides good and sufficient provision for all unpaid claim liabilities and was computed in accordance with currently accepted actuarial standards.

Note that, as of March 2016, this block of business had approximately 137,700 members.

A handwritten signature in black ink, appearing to read 'K. Francis', written over a horizontal line.

Kevin Francis, FSA, MAAA

Vice President of Actuarial Services

United HealthCare Community and State

9800 Health Care Lane,

Minnetonka, MN 55343

(952) 931-4690

E-mail: kevin.francis@uhc.com



April 13, 2016

STATEMENT OF ACTUARIAL OPINION

Statutory Quarterly Statement of United Healthcare Plan of the River Valley, Inc.

Medicaid Risk Business in Eastern Tennessee, Long Term Care

As of and for the Period Ended March 31, 2016

I, Kevin Francis, am a Member of the American Academy of Actuaries (Academy) and Vice President of Actuarial Services for United Healthcare Plan of the River Valley, Inc.'s Medicaid plans. I meet the Academy qualification standards for rendering this statement of actuarial opinion.

This statement is for United Healthcare Plan of the River Valley, Inc.'s Medicaid Long Term Care risk business in Eastern Tennessee, which had approximately 3,600 members in March 2016. This business became effective August 1, 2010.

I have examined the actuarial assumptions and methods used in determining the loss reserves listed below, as prepared for filing with regulatory officials as of March 31, 2016.

I have determined that the appropriate level for claims liability for this block of business is \$14,111,427.

Note that in the annual statement, both Medicaid and non-Medicaid businesses are combined.

My examination included such review of the actuarial assumptions and actuarial methods and of the underlying basic liability records and such tests of the actuarial calculations as I considered necessary.

In my opinion the amounts carried in the balance sheet on account of the actuarial items identified above:

- a) Are computed in accordance with presently accepted actuarial standards consistently applied and are fairly stated in accordance with sound actuarial principles;
- b) Are based on actuarial assumptions which are in accordance with or stronger than those called for in related contract provisions and are appropriate for the purpose for which the statement was prepared;
- c) Meet the requirements of the laws of the State of Tennessee;
- d) Make good and sufficient provision for all unpaid claims and other actuarial liabilities of the organization guaranteed under the terms of its contracts and agreements;

- e) Are computed on the basis of actuarial assumptions and methods consistent in all material respects with those used in computing the corresponding items in the annual statement of the preceding year-end; and
- f) Include provision, in the aggregate, for all actuarial reserves and related statement items which ought to be established.

The actuarial methods, considerations and analyses used in forming my opinion conform to the appropriate Standards of Practice as promulgated from time to time by the Actuarial Standards Board, whose standards form the basis of this statement of opinion.

This statement has been prepared for inclusion with United Healthcare Plan of the River Valley, Inc.'s statutory quarterly statement for filing with regulatory authorities of the State of Tennessee and is intended for no other purpose.

April 13, 2016



Kevin Francis, FSA, MAAA

Vice President of Actuarial Services

United HealthCare Community and State

9800 Health Care Lane,

Minnetonka, MN 55343

(952) 931-4690

E-mail: kevin.francis@uhc.com



April 13, 2016

STATEMENT OF ACTUARIAL OPINION

Statutory Quarterly Statement of United Healthcare Plan of the River Valley, Inc.

Medicaid Risk Business in Eastern Tennessee, Excluding Long Term Care

As of and for the Period Ended March 31, 2016

I, Kevin Francis, am a Member of the American Academy of Actuaries (Academy) and Vice President of Actuarial Services for United Healthcare Plan of the River Valley, Inc.'s Medicaid plans. I meet the Academy qualification standards for rendering this statement of actuarial opinion.

This statement is for United Healthcare Plan of the River Valley, Inc.'s Medicaid risk business in Eastern Tennessee, which had approximately 165,000 members in March 2016. This business became effective July 1, 2009.

I have examined the actuarial assumptions and methods used in determining the loss reserves listed below, as prepared for filing with regulatory officials as of March 31, 2016.

I have determined that the appropriate level for claims liability for this block of business is \$45,288,625.

Note that in the annual statement, both Medicaid and non-Medicaid businesses are combined.

My examination included such review of the actuarial assumptions and actuarial methods and of the underlying basic liability records and such tests of the actuarial calculations as I considered necessary.

In my opinion the amounts carried in the balance sheet on account of the actuarial items identified above:

- a) Are computed in accordance with presently accepted actuarial standards consistently applied and are fairly stated in accordance with sound actuarial principles;
- b) Are based on actuarial assumptions which are in accordance with or stronger than those called for in related contract provisions and are appropriate for the purpose for which the statement was prepared;
- c) Meet the requirements of the laws of the State of Tennessee;
- d) Make good and sufficient provision for all unpaid claims and other actuarial liabilities of the organization guaranteed under the terms of its contracts and agreements;

- e) Are computed on the basis of actuarial assumptions and methods consistent in all material respects with those used in computing the corresponding items in the annual statement of the preceding year-end; and
- f) Include provision, in the aggregate, for all actuarial reserves and related statement items which ought to be established.

The actuarial methods, considerations and analyses used in forming my opinion conform to the appropriate Standards of Practice as promulgated from time to time by the Actuarial Standards Board, whose standards form the basis of this statement of opinion.

This statement has been prepared for inclusion with United Healthcare Plan of the River Valley, Inc.'s statutory quarterly statement for filing with regulatory authorities of the State of Tennessee and is intended for no other purpose.

April 13, 2016



Kevin Francis, FSA, MAAA

Vice President of Actuarial Services

United HealthCare Community and State

9800 Health Care Lane,

Minnetonka, MN 55343

(952) 931-4690

E-mail: kevin.francis@uhc.com



April 13, 2016

STATEMENT OF ACTUARIAL OPINION

Statutory Quarterly Statement of United Healthcare Plan of the River Valley, Inc.

Medicaid Risk Business in Middle Tennessee, Long Term Care

As of and for the Period Ended March 31, 2016

I, Kevin Francis, am a Member of the American Academy of Actuaries (Academy) and Vice President of Actuarial Services for United Healthcare Plan of the River Valley, Inc.'s Medicaid plans. I meet the Academy qualification standards for rendering this statement of actuarial opinion.

This statement is for United Healthcare Plan of the River Valley, Inc.'s Medicaid Long Term Care risk business in Middle Tennessee, which had approximately 3,200 members in March 2016. This business became effective March 1, 2010.

I have examined the actuarial assumptions and methods used in determining the loss reserves listed below, as prepared for filing with regulatory officials as of March 31, 2016.

I have determined that the appropriate level for claims liability for this block of business is \$12,781,796.

Note that in the annual statement, both Medicaid and non-Medicaid businesses are combined.

My examination included such review of the actuarial assumptions and actuarial methods and of the underlying basic liability records and such tests of the actuarial calculations as I considered necessary.

In my opinion the amounts carried in the balance sheet on account of the actuarial items identified above:

- a) Are computed in accordance with presently accepted actuarial standards consistently applied and are fairly stated in accordance with sound actuarial principles;
- b) Are based on actuarial assumptions which are in accordance with or stronger than those called for in related contract provisions and are appropriate for the purpose for which the statement was prepared;
- c) Meet the requirements of the laws of the State of Tennessee;
- d) Make good and sufficient provision for all unpaid claims and other actuarial liabilities of the organization guaranteed under the terms of its contracts and agreements;

- e) Are computed on the basis of actuarial assumptions and methods consistent in all material respects with those used in computing the corresponding items in the annual statement of the preceding year-end; and
- f) Include provision, in the aggregate, for all actuarial reserves and related statement items which ought to be established.

The actuarial methods, considerations and analyses used in forming my opinion conform to the appropriate Standards of Practice as promulgated from time to time by the Actuarial Standards Board, whose standards form the basis of this statement of opinion.

This statement has been prepared for inclusion with United Healthcare Plan of the River Valley, Inc.'s statutory quarterly statement for filing with regulatory authorities of the State of Tennessee and is intended for no other purpose.

April 13, 2016



Kevin Francis, FSA, MAAA

Vice President of Actuarial Services

United HealthCare Community and State

9800 Health Care Lane,

Minnetonka, MN 55343

(952) 931-4690

E-mail: kevin.francis@uhc.com



April 13, 2016

STATEMENT OF ACTUARIAL OPINION

Statutory Quarterly Statement of United Healthcare Plan of the River Valley, Inc.

Medicaid Risk Business in Middle Tennessee, Excluding Long Term Care

As of and for the Period Ended March 31, 2016

I, Kevin Francis, am a Member of the American Academy of Actuaries (Academy) and Vice President of Actuarial Services for United Healthcare Plan of the River Valley, Inc.'s Medicaid plans. I meet the Academy qualification standards for rendering this statement of actuarial opinion.

This statement is for United Healthcare Plan of the River Valley, Inc.'s Medicaid risk business in Middle Tennessee, which had approximately 167,800 members in March 2016. This business became effective April 1, 2007.

I have examined the actuarial assumptions and methods used in determining the loss reserves listed below, as prepared for filing with regulatory officials as of March 31, 2016.

I have determined that the appropriate level for claims liability for this block of business is \$49,494,574.

Note that in the annual statement, both Medicaid and non-Medicaid businesses are combined.

My examination included such review of the actuarial assumptions and actuarial methods and of the underlying basic liability records and such tests of the actuarial calculations as I considered necessary.

In my opinion the amounts carried in the balance sheet on account of the actuarial items identified above:

- a) Are computed in accordance with presently accepted actuarial standards consistently applied and are fairly stated in accordance with sound actuarial principles;
- b) Are based on actuarial assumptions which are in accordance with or stronger than those called for in related contract provisions and are appropriate for the purpose for which the statement was prepared;
- c) Meet the requirements of the laws of the State of Tennessee;
- d) Make good and sufficient provision for all unpaid claims and other actuarial liabilities of the organization guaranteed under the terms of its contracts and agreements;

- e) Are computed on the basis of actuarial assumptions and methods consistent in all material respects with those used in computing the corresponding items in the annual statement of the preceding year-end; and
- f) Include provision, in the aggregate, for all actuarial reserves and related statement items which ought to be established.

The actuarial methods, considerations and analyses used in forming my opinion conform to the appropriate Standards of Practice as promulgated from time to time by the Actuarial Standards Board, whose standards form the basis of this statement of opinion.

This statement has been prepared for inclusion with United Healthcare Plan of the River Valley, Inc.'s statutory quarterly statement for filing with regulatory authorities of the State of Tennessee and is intended for no other purpose.

April 13, 2016



Kevin Francis, FSA, MAAA

Vice President of Actuarial Services

United HealthCare Community and State

9800 Health Care Lane,

Minnetonka, MN 55343

(952) 931-4690

E-mail: kevin.francis@uhc.com



April 13, 2016

STATEMENT OF ACTUARIAL OPINION

Statutory Quarterly Statement of United Healthcare Plan of the River Valley, Inc.

Medicaid Risk Business in Western Tennessee, Long Term Care

As of and for the Period Ended March 31, 2016

I, Kevin Francis, am a Member of the American Academy of Actuaries (Academy) and Vice President of Actuarial Services for United Healthcare Plan of the River Valley, Inc.'s Medicaid plans. I meet the Academy qualification standards for rendering this statement of actuarial opinion.

This statement is for United Healthcare Plan of the River Valley, Inc.'s Medicaid Long Term Care risk business in Western Tennessee, which had approximately 3,100 members in March 2016. This business became effective August 1, 2010.

I have examined the actuarial assumptions and methods used in determining the loss reserves listed below, as prepared for filing with regulatory officials as of March 31, 2016.

I have determined that the appropriate level for claims liability for this block of business is \$12,319,211.

Note that in the annual statement, both Medicaid and non-Medicaid businesses are combined.

My examination included such review of the actuarial assumptions and actuarial methods and of the underlying basic liability records and such tests of the actuarial calculations as I considered necessary.

In my opinion the amounts carried in the balance sheet on account of the actuarial items identified above:

- a) Are computed in accordance with presently accepted actuarial standards consistently applied and are fairly stated in accordance with sound actuarial principles;
- b) Are based on actuarial assumptions which are in accordance with or stronger than those called for in related contract provisions and are appropriate for the purpose for which the statement was prepared;
- c) Meet the requirements of the laws of the State of Tennessee;
- d) Make good and sufficient provision for all unpaid claims and other actuarial liabilities of the organization guaranteed under the terms of its contracts and agreements;

- e) Are computed on the basis of actuarial assumptions and methods consistent in all material respects with those used in computing the corresponding items in the annual statement of the preceding year-end; and
- f) Include provision, in the aggregate, for all actuarial reserves and related statement items which ought to be established.

The actuarial methods, considerations and analyses used in forming my opinion conform to the appropriate Standards of Practice as promulgated from time to time by the Actuarial Standards Board, whose standards form the basis of this statement of opinion.

This statement has been prepared for inclusion with United Healthcare Plan of the River Valley, Inc.'s statutory quarterly statement for filing with regulatory authorities of the State of Tennessee and is intended for no other purpose.

April 13, 2016



Kevin Francis, FSA, MAAA

Vice President of Actuarial Services

United HealthCare Community and State

9800 Health Care Lane,

Minnetonka, MN 55343

(952) 931-4690

E-mail: kevin.francis@uhc.com



April 13, 2016

STATEMENT OF ACTUARIAL OPINION

Statutory Quarterly Statement of United Healthcare Plan of the River Valley, Inc.

Medicaid Risk Business in Western Tennessee, Excluding Long Term Care

As of and for the Period Ended March 31, 2016

I, Kevin Francis, am a Member of the American Academy of Actuaries (Academy) and Vice President of Actuarial Services for United Healthcare Plan of the River Valley, Inc.'s Medicaid plans. I meet the Academy qualification standards for rendering this statement of actuarial opinion.

This statement is for United Healthcare Plan of the River Valley, Inc.'s Medicaid risk business in Western Tennessee, which had approximately 137,700 members in March 2016. This business became effective November 1, 2008.

I have examined the actuarial assumptions and methods used in determining the loss reserves listed below, as prepared for filing with regulatory officials as of March 31, 2016.

I have determined that the appropriate level for claims liability for this block of business is \$29,864,348.

Note that in the annual statement, both Medicaid and non-Medicaid businesses are combined.

My examination included such review of the actuarial assumptions and actuarial methods and of the underlying basic liability records and such tests of the actuarial calculations as I considered necessary.

In my opinion the amounts carried in the balance sheet on account of the actuarial items identified above:

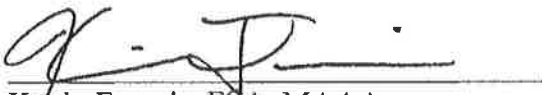
- a) Are computed in accordance with presently accepted actuarial standards consistently applied and are fairly stated in accordance with sound actuarial principles;
- b) Are based on actuarial assumptions which are in accordance with or stronger than those called for in related contract provisions and are appropriate for the purpose for which the statement was prepared;
- c) Meet the requirements of the laws of the State of Tennessee;
- d) Make good and sufficient provision for all unpaid claims and other actuarial liabilities of the organization guaranteed under the terms of its contracts and agreements;

- e) Are computed on the basis of actuarial assumptions and methods consistent in all material respects with those used in computing the corresponding items in the annual statement of the preceding year-end; and
- f) Include provision, in the aggregate, for all actuarial reserves and related statement items which ought to be established.

The actuarial methods, considerations and analyses used in forming my opinion conform to the appropriate Standards of Practice as promulgated from time to time by the Actuarial Standards Board, whose standards form the basis of this statement of opinion.

This statement has been prepared for inclusion with United Healthcare Plan of the River Valley, Inc.'s statutory quarterly statement for filing with regulatory authorities of the State of Tennessee and is intended for no other purpose.

April 13, 2016



Kevin Francis, FSA, MAAA
Vice President of Actuarial Services
United HealthCare Community and State
9800 Health Care Lane,
Minnetonka, MN 55343
(952) 931-4690
E-mail: kevin.francis@uhc.com

STATEMENT AS OF MARCH 31, 2016 OF UNITEDHEALTHCARE PLAN OF THE RIVER VALLEY, INC.

EXHIBIT OF PREMIUMS, ENROLLMENT AND UTILIZATION

Tennessee	1 Total	Comprehensive (Hospital & Medical)		4 Medicare Supplement	5 Vision Only	6 Dental Only	7 Federal Employees Health Benefit Plan	8 Medicare	9 Medicaid	10 Other
		2 Individual	3 Group							
Total Members at end of:										
1. Prior Year	548,704		824				XXX	70,765	477,115	
2. First Quarter	524,618		728				XXX	43,639	480,251	
3. Second Quarter	-		-				XXX	-	-	
4. Third Quarter	-		-				XXX	-	-	
5. Current Year	-		-				XXX	-	-	
6. Current Year Member Months	1,564,443		2,231				XXX	130,439	1,431,773	
Total Member Ambulatory Encounters for Year:										
7. Physician	1,362,460		1,338				XXX	277,752	1,083,370	
8. Non-Physician	876,897		250				XXX	156,162	720,485	
9. Total	2,239,357		1,588				XXX	433,914	1,803,855	
10. Hospital Patient Days Incurred	680,799		70				XXX	46,018	634,711	
11. Number of Inpatient Admissions	48,141		10				XXX	6,221	41,910	
12. Health Premiums Written	646,194,797		860,232				XXX	161,806,067	483,528,498	
13. Life Premiums Direct	-		-				XXX	-	-	
14. Property/Casualty Premiums Written	-		-				XXX	-	-	
15. Health Premiums Earned	647,279,175		860,232				XXX	162,898,781	483,520,162	
16. Property/Casualty Premiums Earned	-		-				XXX	-	-	
17. Amount Paid for Provision of Health Care Services	511,108,937		505,960				XXX	131,068,417	379,534,560	
18. Amount Incurred for Provision of Health Care Services	497,146,557		966,884				XXX	122,640,486	373,539,187	

STATEMENT AS OF March 31, 2016 FOR
UNITEDHEALTHCARE PLAN OF THE RIVER VALLEY, INC.

EXHIBIT 2 - ACCIDENT AND HEALTH PREMIUMS DUE AND UNPAID

Individually list all debtors with account balances the greater of 10% of gross Premiums Receivable or \$10,000.

Name of Debtor	1-30 Days	31-60 Days	61-90 Days	Over 90 Days	Non Admitted	Admitted
Total Individuals	-	-	-	-	-	-
Group subscribers:						
Group subscriber subtotal	\$ -	\$ -	\$ -	\$ -	\$ -	\$ -
Premiums due and unpaid not individually listed	\$ 2,596,610	\$ 223,479	\$ 184,665	\$ 48,121	\$ 76,501	\$ 2,976,374
Total group	\$ 2,596,610	\$ 223,479	\$ 184,665	\$ 48,121	\$ 76,501	\$ 2,976,374
Premiums due and unpaid from Medicare entities	\$ -	\$ -	\$ 894	\$ 2,333,639	\$ 174,487	\$ 2,160,046
Premiums due and unpaid from Medicaid entities	\$ 21,091,325	\$ 4,609,587	\$ 4,441,144	\$ 3,457,632	\$ -	\$ 33,599,688
Accident and health premiums due and unpaid (Page 2, Line 15)	\$ 23,687,935	\$ 4,833,066	\$ 4,626,703	\$ 5,839,392	250,988	\$ 38,736,108

STATEMENT AS OF March 31, 2016 OF UNITEDHEALTHCARE PLAN OF THE RIVER VALLEY, INC.

Exhibit 3 - Health Care Receivables

	2	3	4	5	6	7
	1 - 30 Days	31 - 60 Days	61 - 90 Days	Over 90 Days	Nonadmitted	Admitted
OptumRx, Inc.	30,710,407	466,578	292,406	5,063,086	4,690,070	31,842,407
0199998 Aggregate Pharmaceutical Rebate Receivables Not Individually Listed	0	0	0	0	0	0
0199999 Total Pharmaceutical Rebate Receivables	30,710,407	466,578	292,406	5,063,086	4,690,070	31,842,407
0299998 Aggregate Claim Overpayment Receivables Not Individually Listed	6,824,659	243,775	221,147	8,846,927	13,612,962	2,523,546
0299999 Total Claim Overpayment Receivables	6,824,659	243,775	221,147	8,846,927	13,612,962	2,523,546
0399998 Aggregate Loans and Advances to Providers Not Individually Listed	2,190,000	0	7,000	569,000	2,766,000	0
0399999 Total Loans and Advances to Providers	2,190,000	0	7,000	569,000	2,766,000	0
0499998 Aggregate Capitation Arrangement Receivables Not Individually Listed	0	0	0	0	0	0
0499999 Total Capitation Arrangement Receivables	0	0	0	0	0	0
0599998 Aggregate Risk Sharing Receivables Not Individually Listed	0	0	0	0	0	0
0599999 Total Risk Sharing Receivables	0	0	0	0	0	0
0699998 Aggregate Other Receivables Not Individually Listed	0	0	0	0	0	0
0699999 Total Other Receivables	0	0	0	0	0	0
0799999 Gross Health Care Receivables	39,725,066	710,353	520,553	14,479,013	21,069,032	34,365,953

STATEMENT AS OF March 31, 2016 FOR
UNITEDHEALTHCARE PLAN OF THE RIVER VALLEY, INC.

Exhibit 5 - Amounts Due From Parent, Subsidiaries and Affiliates

	1 Name of Affiliate	2 1 - 30 Days	3 31 -60 Days	4 61 - 90 Days	5 Over 90 Days	6 Nonadmitted	7 Current	8 Non-Current
	0100001 United HealthCare Services, Inc.	65,962	-	-	-	-	65,962	-
	0199999 Individually listed receivables	65,962	-	-	-	-	65,962	-
	0299999 Receivables not individually listed							
	0399999 Total gross amounts receivable	65,962	-	-	-	-	65,962	-

STATEMENT AS OF March 31, 2016 FOR
UNITEDHEALTHCARE PLAN OF THE RIVER VALLEY, INC.

Exhibit 6 - Amounts Due To Parent, Subsidiaries and Affiliates

	1 Affiliate	2 Description	3 Amount	4 Current	5 Non-Current
	0100001 United HealthCare Services, Inc.	Intercompany Payables	47,710,137	47,710,137	-
	0199999 Individually listed payables		47,710,137	47,710,137	-
	0299999 Payables not individually listed		-	-	-
	0399999 Total gross payables		47,710,137	47,710,137	-

Americhoice - Tennessee
Report 2A - TennCare Income Statement
CRA 2.30.14.3.3 and 2.30.14.3.4

Member Months	East <u>503,742</u>	Middle <u>507,476</u>	West <u>420,554</u>	Total TN <u>1,431,772</u>
Revenues:				
TennCare Capitation	163,466,425	175,442,581	129,497,762	468,406,769
Other Revenue - TennCare Bonuses	-	-	-	-
Other Revenue - Estimated TennCare Health Insurer Reimbursement Fee	3,880,673	4,353,891	3,082,704	11,317,268
STAT Adjustments	2,573,885	243,215	987,380	3,804,461
Total Revenues	<u>169,920,964</u>	<u>180,039,687</u>	<u>133,567,847</u>	<u>483,528,498</u>
Estimated Expenses:				
Hospital and Medical (w/o Mental Health)				
Capitated Physician Services	-	-	-	-
Fee-for Service Physician Services	27,403,934	29,167,239	16,228,686	72,799,919
Inpatient Hospital Services	24,437,216	28,995,092	19,309,270	72,741,578
Outpatient Hospital Services	14,470,630	16,634,800	10,410,999	41,516,488
Emergency Room Services	12,763,018	10,211,085	6,430,124	29,404,227
Dental Services	-	-	-	-
Vision Services	761,228	841,762	918,445	2,521,435
Pharmacy Services	-	-	-	-
Home Health Services	1,296,747	613,415	386,710	2,296,872
Chiropractic Services	-	-	-	-
Radiology Services	1,894,985	2,246,766	994,872	5,136,623
Laboratory Services	2,166,234	2,828,140	1,559,584	6,553,958
Durable Medical Equipment Services	2,253,006	2,291,186	1,609,446	6,153,638
Transportation Services	2,314,245	2,619,224	2,137,473	7,070,942
Outside Referrals	-	-	-	-
Medical Incentive Pool and Withhold Adj	-	-	-	-
Occupancy, Depreciation and Amortization	-	-	-	-
Nursing Facility Care	24,383,667	20,312,491	19,596,670	64,292,827
HCBS Services	7,396,909	7,692,738	7,832,180	22,921,827
Other Medical and Hospital Services - Write-Ins	4,478,967	3,225,903	2,768,687	10,473,557
Subtotal Medical and Hospital	<u>126,020,906</u>	<u>127,679,840</u>	<u>90,183,146</u>	<u>343,883,892</u>
Mental Health and Substance Abuse Services				
Inpatient Psychiatric Facility Services	1,351,116	1,949,714	2,021,209	5,322,039
Inpatient Substance Abuse Treatment and Detox	236,759	472,701	103,579	813,039
Outpatient Mental Health Services	650,259	1,534,889	449,514	2,634,663
Outpatient Substance Abuse Treatment and Detox	248,935	413,810	130,350	793,096
Housing/Residential Treatment	851,361	1,049,453	758,324	2,659,139
Specialized Crisis Services	3,509	5,639	9,135	18,283
Psychiatric Rehab and Support Services	964,650	2,388,021	1,886,456	5,239,127
Case Management	1,845,199	3,587,428	1,616,835	7,049,463
Forensics	-	-	-	-
Other Judicial	-	-	-	-
Pharmacy	-	-	-	-
Lab Services	-	-	-	-
Transportation	4,969	5,816	8,011	18,816
Medical Incentive Pool and Withhold Adjustments	-	-	-	-
Occupancy, Depreciation and Amortization	-	-	-	-
Other Mental Health and Substance Abuse Services	764,659	90,456	42,499	897,613
PCP and Specialist Services	-	-	-	-
Other Mental Health Services - Write-Ins	2,227,071	1,157,282	825,665	4,210,018
Subtotal MH&SAS	<u>9,148,507</u>	<u>12,655,210</u>	<u>7,851,579</u>	<u>29,655,295</u>
Subtotal Hospital, Medical, MH&SAS, CHOICES	<u>135,169,413</u>	<u>140,335,050</u>	<u>98,034,725</u>	<u>373,539,187</u>
LESS:				
Net Reinsurance Recoveries Incurred	-	-	-	-
Copayments	-	-	-	-
Subrogation and Coordination of Benefits	-	-	-	-
Subtotal Reinsurance, Copay, Subrogation	<u>-</u>	<u>-</u>	<u>-</u>	<u>-</u>
Total Hospital, Medical, MHS&S	<u>135,169,413</u>	<u>140,335,050</u>	<u>98,034,725</u>	<u>373,539,187</u>
Administration:				
Compensation	-	-	-	-
Direct and Allocated Admin expenses	-	-	-	-
Marketing	-	-	-	-
Interest Expense	-	-	-	-
Premium Tax Expense	9,090,005	8,983,512	6,695,011	24,768,528
Occupancy, Depreciation, and Amortization	-	-	-	-
Insurer Fee	9,192,536	10,313,497	7,302,309	26,808,344
Other Administration - Write-Ins	17,399,675	18,088,740	13,241,724	48,730,139
Fines and Penalties - Other Write-Ins	41,517	78,375	40,466	160,358
Total Administration Expenses	<u>35,723,736</u>	<u>37,464,124</u>	<u>27,279,510</u>	<u>100,467,369</u>
Total Expenses	<u>170,893,148</u>	<u>177,799,174</u>	<u>125,314,235</u>	<u>474,006,557</u>
Extraordinary Item	-	-	-	-
Provision for Income Tax	2,877,124	4,393,904	5,444,573	12,715,600
Net Income (Loss)	<u>(3,849,308)</u>	<u>(2,153,390)</u>	<u>2,809,040</u>	<u>(3,193,659)</u>
Write-Ins for Other Revenues:				
Total Other Revenues	-	-	-	-
Write-Ins for Other Medical and Hospital:				
Other Miscellaneous	4,478,967	3,225,903	2,768,687	10,473,557
Other Capitated Services	-	-	327	327
Total Other Medical and Hospital	<u>4,478,967</u>	<u>3,225,903</u>	<u>2,769,014</u>	<u>10,473,884</u>
Detail of Other MH and SAS:				
Total Other MH and SAS	<u>2,227,071</u>	<u>1,157,282</u>	<u>825,665</u>	<u>4,210,018</u>
Write-Ins for Other Administration:				
Administrative Services Fee	12,983,282	13,771,322	10,211,862	36,966,466
Behavioral Healthcare Services	1,441,632	1,558,243	1,198,909	4,198,784
Spectera Administration Fees	-	-	-	-
Other Miscellaneous	2,974,761	2,759,175	1,830,953	7,564,889
Total Other Administration	<u>17,399,675</u>	<u>18,088,740</u>	<u>13,241,724</u>	<u>48,730,139</u>
	0.00	0.00	0.00	0.00

1. The statutory quarterly filing Statement of Revenue and Expenses and the 2A includes TennCare incentives which are presented as Other Revenue per the direction of the TDCL. As these incentives are not considered written premiums or earned premiums per the NAIC guidelines these amounts have been excluded from the statutory quarterly filing Exhibit of Premiums, Enrollment, and Utilization.

2. The provision for federal income taxes incurred is different from that which would be obtained by applying the statutory federal income tax rate of 35% to net income before federal income taxes, plus capital gains tax primarily as a result of the new annual health insurer fee under section 9010 of the ACA that requires the Company to expense 100% of the estimated annual fee on January 1, 2016 which is nondeductible for tax purposes. The Company estimates its health insurer fee on the Medicaid product line to be \$26,808,344 in 2016 YTD, which will be payable in December 2016 and is included in Other Administration - Write-Ins in the Report 2A.

UnitedHealthcare Community Plan - East Tennessee
 Report 2A - TennCare Income Statement
 CRA 2.30.14.3.3 and 2.30.14.3.4

Member Months	Current Qtr YTD	YTD Total as of	Prior Year as of
	Total as of 03/31/2016	03/31/2016	12/31/2015
	503,742	503,742	2,004,086
Revenues:			
TennCare Capitation	163,466,425	163,466,425	677,170,642
Other Revenue - TennCare Bonuses	-	-	-
Other Revenue - Estimated TennCare Health Insurer Reimbursement Fee	1 3,880,673	3,880,673	22,139,640
STAT Adjustments	2 2,573,835	2,573,865	(914,270)
Total Revenues	169,920,954	169,920,964	698,396,012
Estimated Expenses:			
Hospital and Medical (w/o Mental Health)			
Capitated Physician Services	-	-	-
Fee-for-Service Physician Services	27,403,994	27,403,994	112,547,776
Inpatient Hospital Services	24,437,216	24,437,216	102,424,871
Outpatient Hospital Services	14,470,690	14,470,690	58,011,277
Emergency Room Services	12,763,018	12,763,018	53,572,319
Dental Services	-	-	-
Vision Services	761,228	761,228	3,340,670
Pharmacy Services	-	-	-
Home Health Services	1,296,747	1,296,747	4,402,439
Chiropractic Services	-	-	-
Radiology Services	1,894,985	1,894,985	8,023,866
Laboratory Services	2,166,234	2,166,234	14,508,051
Durable Medical Equipment Services	2,253,006	2,253,006	10,057,288
Transportation Services	2,314,245	2,314,245	9,339,470
Outside Referrals	-	-	-
Medical Incentive Pool and Withhold Adj	-	-	-
Occupancy, Depreciation and Amortization	-	-	-
Nursing Facility Care	24,383,667	24,383,667	116,761,647
HCBS Services	7,396,909	7,396,909	28,821,448
Other Medical and Hospital Services - Write-Ins	4,478,967	4,478,967	(8,101,704)
Subtotal Medical and Hospital	126,020,906	126,020,906	513,709,418
Mental Health and Substance Abuse Services			
Inpatient Psychiatric Facility Services	1,351,116	1,351,116	7,705,178
Inpatient Substance Abuse Treatment and Detox	236,759	236,759	959,741
Outpatient Mental Health Services	650,259	650,259	4,071,444
Outpatient Substance Abuse Treatment and Detox	248,935	248,935	826,830
Housing/Residential Treatment	851,361	851,361	4,706,275
Specialized Crisis Services	3,509	3,509	383,059
Psychiatric Rehab and Support Services	964,650	964,650	5,614,095
Case Management	1,845,199	1,845,199	9,174,878
Forensics	-	-	-
Other Judicial	-	-	-
Pharmacy	-	-	-
Lab Services	-	-	-
Transportation	4,989	4,989	24,141
Medical Incentive Pool and Withhold Adjustments	-	-	-
Occupancy, Depreciation and Amortization	-	-	-
Other Mental Health and Substance Abuse Services	764,659	764,659	3,738,943
PCP and Specialist Services	-	-	-
Other Mental Health Services - Write-Ins	2,227,071	2,227,071	6,244,886
Subtotal MH&SAS	9,148,507	9,148,507	43,449,469
Subtotal Hospital, Medical, MH&SAS, CHOICES	135,169,413	135,169,413	557,158,886
LESS:			
Net Reinsurance Recoveries Incurred	-	-	-
Copayments	-	-	-
Subrogation and Coordination of Benefits	-	-	-
Subtotal Reinsurance, Copay, Subrogation	-	-	-
Total Hospital, Medical, MHS&S	135,169,413	135,169,413	557,158,886
Administration:			
Compensation	-	-	-
Direct and Allocated Admin expenses	-	-	-
Marketing	-	-	-
Interest Expense	-	-	-
Premium Tax Expense	9,090,005	9,090,005	48,730,989
Occupancy, Depreciation, and Amortization	-	-	-
Insurer Fee	9,192,538	9,192,538	13,475,069
Other Administration - Write-Ins	17,399,675	17,399,675	65,828,243
Fines and Penalties - Other Write-Ins	41,517	41,517	785,543
Total Administration Expenses	35,723,736	35,723,736	128,819,843
Total Expenses	170,893,148	170,893,148	685,978,730
Extraordinary Item	-	-	-
Provision for Income Tax	2 2,877,124	2,877,124	9,062,323
Net Income (Loss)	(3,849,308)	(3,849,308)	3,354,959
Write-Ins for Other Revenues:			
Total Other Revenues	-	-	-
Write-Ins for Other Medical and Hospital:			
Other Miscellaneous	4,478,967	4,478,967	(1,856,518)
Other Capitated Services	-	-	1,700
Total Other Medical and Hospital	4,478,967	4,478,967	(1,856,818)
Detail of Other MH and SAS:			
Other Miscellaneous	2,227,071	2,227,071	6,244,886
Total Other MH and SAS	2,227,071	2,227,071	6,244,886
Write-Ins for Other Administration:			
Administrative Services Fee	12,983,282	12,983,282	49,158,746
Behaviorial Healthcare Services	1,441,632	1,441,632	5,283,779
Spectera Administration Fees	-	-	-
Other Miscellaneous	2,974,761	2,974,761	11,385,717
Total Other Administration	17,399,675	17,399,675	65,828,243

UnitedHealthcare Community Plan - Middle Tennessee
 Report 2A - TennCare Income Statement
 CRA 2.30.14.3.5 and 2.30.14.3.4

Member Months	Current Qtr YTD	YTD Total as of	Prior Year as of
	Total as of 03/31/2016	03/31/2016	12/31/2015
	507,476	507,476	1,961,151
Revenues:			
TennCare Capitation	175,442,581	175,442,581	716,809,774
Other Revenue - TennCare Bonuses	-	-	-
Other Revenue - Estimated TennCare Health Insurer Reimbursement Fee	1 4,353,891	4,353,891	23,732,492
STAT Adjustments	243,215	243,215	1,251,661
Total Revenues	180,039,687	180,039,687	741,793,927
Estimated Expenses:			
Hospital and Medical (w/o Mental Health)			
Capitated Physician Services	-	-	-
Fee-for Service Physician Services	29,167,239	29,167,239	118,556,573
Inpatient Hospital Services	28,995,092	28,995,092	108,390,034
Outpatient Hospital Services	16,634,800	16,634,800	64,646,069
Emergency Room Services	10,211,085	10,211,085	33,991,607
Dental Services	-	-	-
Vision Services	841,762	841,762	2,772,808
Pharmacy Services	-	-	-
Home Health Services	613,415	613,415	2,170,298
Chiropractic Services	-	-	-
Radiology Services	2,246,766	2,246,766	8,852,254
Laboratory Services	2,828,140	2,828,140	15,271,041
Durable Medical Equipment Services	2,291,186	2,291,186	9,613,311
Transportation Services	2,619,224	2,619,224	10,711,782
Outside Referrals	-	-	-
Medical Incentive Pool and Withhold Adj	-	-	-
Occupancy, Depreciation and Amortization	-	-	-
Nursing Facility Care	20,312,491	20,312,491	98,745,260
HCBS Services	7,692,738	7,692,738	31,107,695
Other Medical and Hospital Services - Write-Ins	3,225,903	3,225,903	10,662,476
Subtotal Medical and Hospital	127,679,840	127,679,840	515,491,206
Mental Health and Substance Abuse Services			
Inpatient Psychiatric Facility Services	1,949,714	1,949,714	6,815,535
Inpatient Substance Abuse Treatment and Detox	472,701	472,701	1,423,676
Outpatient Mental Health Services	1,534,689	1,534,889	7,286,465
Outpatient Substance Abuse Treatment and Detox	413,610	413,810	932,684
Housing/Residential Treatment	1,049,453	1,049,453	3,732,345
Specialized Crisis Services	5,639	5,639	75,829
Psychiatric Rehab and Support Services	2,388,021	2,388,021	7,376,347
Case Management	3,587,428	3,587,428	13,181,532
Forensics	-	-	-
Other Judicial	-	-	-
Pharmacy	-	-	-
Lab Services	-	-	-
Transportation	5,816	5,816	13,415
Medical Incentive Pool and Withhold Adjustments	-	-	-
Occupancy, Depreciation and Amortization	-	-	-
Other Mental Health and Substance Abuse Services	90,456	90,456	531,836
PCP and Specialist Services	-	-	-
Other Mental Health Services - Write-Ins	1,157,282	1,157,282	5,865,041
Subtotal MH&SAS	12,655,210	12,655,210	47,234,705
Subtotal Hospital, Medical, MH&SAS, CHOICES	140,335,050	140,335,050	562,725,911
LESS:			
Net Reinsurance Recoveries Incurred	-	-	-
Copayments	-	-	-
Subrogation and Coordination of Benefits	-	-	-
Subtotal Reinsurance, Copay, Subrogation	-	-	-
Total Hospital, Medical, MHS&S	140,335,050	140,335,050	562,725,911
Administration:			
Compensation	-	-	-
Direct and Allocated Admin expenses	-	-	-
Marketing	-	-	-
Interest Expense	-	-	-
Premium Tax Expense	8,983,512	8,983,512	50,345,743
Occupancy, Depreciation, and Amortization	-	-	-
Insurer Fee	10,313,497	10,313,497	15,133,140
Other Administration - Write-Ins	18,088,740	18,088,740	68,089,184
Fines and Penalties - Other Write-Ins	78,375	78,375	620,407
Total Administration Expenses	37,464,124	37,464,124	134,188,474
Total Expenses	177,799,174	177,799,174	696,914,385
Extraordinary Item	-	-	-
Provision for Income Tax	2 4,393,904	4,393,904	21,004,439
Net Income (Loss)	(2,153,390)	(2,153,390)	23,875,103
Write-Ins for Other Revenues:			
Total Other Revenues	-	-	-
Write-Ins for Other Medical and Hospital:			
Other Miscellaneous	3,225,903	3,225,903	16,504,164
Other Capitated Services	-	-	23,353
Total Other Medical and Hospital	3,225,903	3,225,903	16,527,516
Detail of Other MH and SAS:			
Other Miscellaneous	1,157,282	1,157,282	5,865,041
Total Other MH and SAS	1,157,282	1,157,282	5,865,041
Write-Ins for Other Administration:			
Administrative Services Fee	13,771,322	13,771,322	52,216,027
Behaviorial Healthcare Services	1,558,243	1,558,243	5,872,291
Spectera Administration Fees	-	-	-
Other Miscellaneous	2,759,175	2,759,175	10,000,866
Total Other Administration	18,088,740	18,088,740	68,089,184

UnitedHealthcare Community Plan - West Tennessee
 Report 2A - TennCare Income Statement
 West Tennessee CRA 2.30.14.3.3 and 2.30.14.3.4

Member Months	Current Qtr YTD	YTD Total as of	Prior Year as of
	Total as of 03/31/2016	03/31/2016	12/31/2015
	<u>420,554</u>	<u>420,554</u>	<u>1,653,287</u>
Revenues:			
TennCare Capitation	129,497,762	129,497,762	545,530,131
Other Revenue - TennCare Bonuses	-	-	-
Other Revenue - Estimated TennCare Health Insurer Reimbursement Fee	3,082,704	3,082,704	18,990,537
STAT Adjustments	987,380	987,380	94,828
Total Revenues	<u>133,567,847</u>	<u>133,567,847</u>	<u>564,615,497</u>
Estimated Expenses:			
Hospital and Medical (w/o Mental Health)			
Capitated Physician Services	-	-	-
Fee-for Service Physician Services	16,228,686	16,228,686	75,005,408
Inpatient Hospital Services	19,309,270	19,309,270	90,611,955
Outpatient Hospital Services	10,410,999	10,410,999	49,935,203
Emergency Room Services	6,430,124	6,430,124	29,075,579
Dental Services	-	-	-
Vision Services	918,445	918,445	3,038,676
Pharmacy Services	-	-	-
Home Health Services	386,710	386,710	1,744,014
Chiropractic Services	-	-	-
Radiology Services	994,872	994,872	4,893,650
Laboratory Services	1,559,584	1,559,584	7,921,775
Durable Medical Equipment Services	1,609,446	1,609,446	6,987,024
Transportation Services	2,137,473	2,137,473	9,568,252
Outside Referrals	-	-	-
Medical Incentive Pool and Withhold Adj	-	-	-
Occupancy, Depreciation and Amortization	-	-	-
Nursing Facility Care	19,596,670	19,596,670	94,399,646
HCBS Services	7,832,180	7,832,180	30,912,947
Other Medical and Hospital Services - Write-Ins	2,768,687	2,768,687	3,864,335
Subtotal Medical and Hospital	<u>90,183,146</u>	<u>90,183,146</u>	<u>407,958,464</u>
Mental Health and Substance Abuse Services			
Inpatient Psychiatric Facility Services	2,021,209	2,021,209	9,632,394
Inpatient Substance Abuse Treatment and Detox	103,579	103,579	602,085
Outpatient Mental Health Services	449,514	449,514	1,622,162
Outpatient Substance Abuse Treatment and Detox	130,350	130,350	498,372
Housing/Residential Treatment	758,324	758,324	4,505,295
Specialized Crisis Services	9,135	9,135	66,354
Psychiatric Rehab and Support Services	1,886,456	1,886,456	8,582,324
Case Management	1,616,835	1,616,835	6,685,460
Forensics	-	-	-
Other Judicial	-	-	-
Pharmacy	-	-	-
Lab Services	-	-	-
Transportation	8,011	8,011	59,289
Medical Incentive Pool and Withhold Adjustments	-	-	-
Occupancy, Depreciation and Amortization	-	-	-
Other Mental Health and Substance Abuse Services	42,499	42,499	1,195,693
PCP and Specialist Services	-	-	-
Other Mental Health Services - Write-Ins	825,665	825,665	3,314,672
Subtotal MH&SAS	<u>7,851,579</u>	<u>7,851,579</u>	<u>36,764,099</u>
Subtotal Hospital, Medical, MH&SAS, CHOICES	<u>98,034,725</u>	<u>98,034,725</u>	<u>444,722,563</u>
LESS:			
Net Reinsurance Recoveries Incurred	-	-	-
Copayments	-	-	-
Subrogation and Coordination of Benefits	-	-	-
Subtotal Reinsurance, Copay, Subrogation	<u>-</u>	<u>-</u>	<u>-</u>
Total Hospital, Medical, MHS&S	<u>98,034,725</u>	<u>98,034,725</u>	<u>444,722,563</u>
Administration:			
Compensation	-	-	-
Direct and Allocated Admin expenses	-	-	-
Marketing	-	-	-
Interest Expense	-	-	-
Premium Tax Expense	6,695,011	6,695,011	37,266,242
Occupancy, Depreciation, and Amortization	-	-	-
Insurer Fee	7,302,309	7,302,309	10,998,544
Other Administration - Write-Ins	13,241,724	13,241,724	51,183,677
Fines and Penalties - Other Write-Ins	40,466	40,466	513,625
Total Administration Expenses	<u>27,279,510</u>	<u>27,279,510</u>	<u>99,962,088</u>
Total Expenses	<u>125,314,235</u>	<u>125,314,235</u>	<u>544,684,651</u>
Extraordinary Item	-	-	-
Provision for Income Tax	5,444,573	5,444,573	10,825,286
Net Income (Loss)	<u>2,809,040</u>	<u>2,809,040</u>	<u>9,105,559</u>
Write-Ins for Other Revenues:			
Total Other Revenues	-	-	-
Write-Ins for Other Medical and Hospital:			
Other Miscellaneous	2,768,687	2,768,687	7,179,007
Other Capitated Services	327	327	-
Total Other Medical and Hospital	<u>2,769,014</u>	<u>2,769,014</u>	<u>7,179,007</u>
Detail of Other MH and SAS:			
Total Other MH and SAS	<u>825,665</u>	<u>825,665</u>	<u>3,314,672</u>
Write-Ins for Other Administration:			
Administrative Services Fee	10,211,862	10,211,862	39,752,763
Behaviorial Healthcare Services	1,198,909	1,198,909	3,836,444
Spectera Administration Fees	-	-	-
Other Miscellaneous	1,830,953	1,830,953	7,594,470
Total Other Administration	<u>13,241,724</u>	<u>13,241,724</u>	<u>51,183,677</u>

**UHC Plan of the River Valley
Reconciliation of Cash to Accrual Basis Accounting
As of March 31, 2016**

	<u>Middle</u>	<u>East</u>	<u>West</u>	<u>Consolidated</u>	<u>Key</u>
Cash received per premium tax reconciliation	114,969,431	113,995,998	89,595,133	318,560,563	
Change in accruals	7,405,433	(3,951,724)	(1,710,573)	1,743,136	a
Change in withhold	(813)	(51,484)	19,266	(33,031)	b
Cash Received Money Follow the Person Bonus	(64,000)	(98,500)	(102,000)	(264,500)	c
Cash Received 12/31/2015 for January Capitation payment	57,494,594	57,452,808	44,784,060	159,731,462	d
2015 STAT Entry - Future Accrual January impact to 2015	1,381,983	2,907,955	1,472,719	5,762,657	e
2015 STAT Entry - 820 Cash Receipts Received 12/31/16	(1,138,767)	(334,090)	(485,339)	(1,958,196)	f
Cash Received for Rescinded Liquidated Damages	(8,173)	-	(5,420)	(13,593)	g
Accrual basis	180,039,687	169,920,964	133,567,847	483,528,498	
2A Reported premiums	180,039,687	169,920,964	133,567,847	483,528,498	
Difference	-	-	-	-	

- Key
- (a) Consistent with NAIC guidelines, UPRV records premiums on an accrual basis of accounting. The total accrued premium amount in March 2016 was \$4.7M less than the premium accrued for at Dec 2015.
- (b) This item is created due to receipt of December withhold offset by the accrual for March
- (c) Amount is the TennCare bonus payment for the "Money Follows the Person" accrual
- (d) This amount is adding in the January 2016 Capitation payment that is not included in premium tax calculation due to prepayment of receipt 12/31/2015.
- (e) Amount is a reversal of a 2015 revenue STAT adjustment to the GAAP accrual for future retroactivity recorded in January.
- (f) Amount is a reversal of a 2015 revenue STAT adjustment due to retro cash received 12/30/ but details were not reived until Jan 2016.
- (g) Amount is Cash received for rescinded Liquidated Damages.

Accrual change is calculated as follows:	<u>Middle</u>	<u>East</u>	<u>West</u>	<u>Consolidated</u>
Reversal of Dec 2015 future retro accrual	(2,874,946)	(3,634,008)	(2,292,887)	(8,801,840)
Reversal of Dec 2015 MWOS recoupment accrual	7,840,547	9,954,764	7,752,448	25,547,760
Mar 2016 future retro accrual	2,317,219	687,190	1,071,959	4,076,368
Mar 2016 members without services revenue accrual	(8,474,779)	(10,756,737)	(8,413,945)	(27,645,461)
Mar 2016 Risk Adj Rate Accl	4,237,503	(4,085,197)	(2,913,834)	(2,761,528)
Mar 2016 HIF accrual	4,353,891	3,880,673	3,082,704	11,317,268
Mar Premium Tax Rate Variance accrual	5,998	1,591	2,981	10,569
Total change in accrual	7,405,433	(3,951,724)	(1,710,573)	1,743,136