

QUARTERLY STATEMENT

OF THE

UnitedHealthcare Plan of the River Valley, Inc.

TO THE

Insurance Department

OF THE

STATE OF

Illinois

FOR THE QUARTER ENDED
SEPTEMBER 30, 2017

HEALTH

2017

QUARTERLY STATEMENT

OF THE

UnitedHealthcare Plan of the River Valley, Inc.

TO THE

Insurance Department

OF THE

STATE OF

Iowa

FOR THE QUARTER ENDED
SEPTEMBER 30, 2017

HEALTH

2017

QUARTERLY STATEMENT

OF THE

UnitedHealthcare Plan of the River Valley, Inc.

TO THE

Insurance Department

OF THE

STATE OF

Tennessee

FOR THE QUARTER ENDED
SEPTEMBER 30, 2017

HEALTH

2017

QUARTERLY STATEMENT

OF THE

UnitedHealthcare Plan of the River Valley, Inc.

TO THE

Insurance Department

OF THE

STATE OF

Virginia

FOR THE QUARTER ENDED
SEPTEMBER 30, 2017

HEALTH

2017



Actuarial Certification

Carrier: UnitedHealthcare Plan of the River Valley, Inc.
Date: October 12, 2017
Valuation Date: September 2017
Subject: TennCare Claim Reserve Estimate (IBNR) as of September 2017 – Risk Business – Western Tennessee – Long Term Care

I, Kevin Francis, am Vice President of Actuarial Services for United HealthCare Community and State. I am a member of the American Academy of Actuaries and am qualified to render the actuarial opinion contained herein.

In my opinion, the claim reserve estimate (IBNR) of \$13,463,532 provides good and sufficient provision for all unpaid claim liabilities and was computed in accordance with currently accepted actuarial standards.

Note that, as of September 2017, this block of business had approximately 3,100 members.

A handwritten signature in cursive script, appearing to read "Kevin Francis", written over a horizontal line.

Kevin Francis, FSA, MAAA
Vice President of Actuarial Services
United HealthCare Community and State
9800 Health Care Lane,
Minnetonka, MN 55343
(952) 931-4690
E-mail: kevin.francis@uhc.com



Actuarial Certification

Carrier: UnitedHealthcare Plan of the River Valley, Inc.
Date: October 12, 2017
Valuation Date: September 2017
Subject: TennCare Claim Reserve Estimate (IBNR) as of September 2017 – Risk Business – Middle Tennessee – Long Term Care

I, Kevin Francis, am Vice President of Actuarial Services for United HealthCare Community and State. I am a member of the American Academy of Actuaries and am qualified to render the actuarial opinion contained herein.

In my opinion, the claim reserve estimate (IBNR) of \$14,690,246 provides good and sufficient provision for all unpaid claim liabilities and was computed in accordance with currently accepted actuarial standards.

Note that, as of September 2017, this block of business had approximately 3,300 members.

A handwritten signature in black ink, appearing to read 'K. Francis', written over a horizontal line.

Kevin Francis, FSA, MAAA

Vice President of Actuarial Services

United HealthCare Community and State

9800 Health Care Lane,

Minnetonka, MN 55343

(952) 931-4690

E-mail: kevin.francis@uhc.com



Actuarial Certification

Carrier: UnitedHealthcare Plan of the River Valley, Inc.
Date: October 12, 2017
Valuation Date: September 2017
Subject: TennCare Claim Reserve Estimate (IBNR) as of September 2017 – Risk Business – Eastern Tennessee – Long Term Care

2017 NOV 15 PM 3:23
EAST TENNESSEE
UNIVERSITY

I, Kevin Francis, am Vice President of Actuarial Services for United HealthCare Community and State. I am a member of the American Academy of Actuaries and am qualified to render the actuarial opinion contained herein.

In my opinion, the claim reserve estimate (IBNR) of \$17,263,911 provides good and sufficient provision for all unpaid claim liabilities and was computed in accordance with currently accepted actuarial standards.

Note that, as of September 2017, this block of business had approximately 3,800 members.

Kevin Francis, FSA, MAAA
Vice President of Actuarial Services
United HealthCare Community and State
9800 Health Care Lane,
Minnetonka, MN 55343
(952) 931-4690
E-mail: kevin.francis@uhc.com

Retro Accrual in AR Paid YTD December 2017

12/31/2016 AR balance by component

	TennCare Medicaid withhold	TennCare LTC withhold	Medicaid Accrual for LTC members not receiving services (held in account 55600-03000-24599 on 12/31/2016)	LTC Accrual for LTC members not receiving services (held in account 55600-03000-24599 on 12/31/2016)	Medicaid (A) Accrual for Future retro premium on 55600-03000-11070 12/31/2016	LTC (A) Accrual for Future retro premium on 55600-03000-11070 12/31/2016	Medicaid	LTC
TennCare withhold	-	-	-	-	-	-	-	-
GL Accrual for future retroactive premium	-	-	-	-	7,644,227.99	1,029,522.84	8,673,751	-
GL Accrual for LTC members not receiving LTC services	-	-	1,223,174.84	(18,510,373)	-	-	(17,287,198)	-
GL balance 12/31/2016	-	-	1,223,175	(18,510,373)	7,644,228	1,029,523	(8,613,447)	-

2017 Cash receipts related to 2016 service dates	Prior Medicaid withhold paid	Prior LTC withhold paid	Current Medicaid withhold on 2017 service dates	Current LTC withhold on 2017 service dates			Premium to record sent in 820 remittance	Premium to record sent in 820 remittance	Total deposits related to 2016	Medicaid	LTC	
Jan-17	-	-	91,598	14,946			(3,663,909)	(597,858)	(4,155,222)	(3,572,311)	(582,911)	(4,155,222)
Feb-17	(91,598)	(14,946)	51,971	3,485			(2,078,827)	(139,407)	(2,269,322)	(2,118,454)	(150,868)	(2,269,322)
Mar-17	(51,971)	(3,485)	(18,609)	55,099			744,343	(2,203,951)	(1,478,574)	673,764	(2,152,338)	(1,478,574)
Apr-17	18,609	(55,099)	31,500	4,638			(1,259,995)	(185,503)	(1,445,851)	(1,209,886)	(235,964)	(1,445,851)
May-17	(31,500)	(4,638)	25,528	(79)	(89,651)	2,142,897	(1,021,114)	3,148	1,024,591	(1,027,086)	(1,568)	(1,028,654)
Jun-17	(25,528)	79	23,314	2,091			(932,553)	(83,624)	(1,016,222)	(934,767)	(81,455)	(1,016,222)
Jul-17	(23,314)	(2,091)	16,820	1,357	(545,781)	11,354,331	(672,807)	(54,267)	10,074,248	(679,301)	(55,001)	(734,302)
Aug-17	(16,820)	(1,357)	9,074	1,557	(270,543)	-	(362,970)	(62,290)	(703,348)	(370,716)	(62,090)	(432,806)
Sep-17	(9,074)	(1,557)	4,781	79			(191,222)	(3,157)	(200,151)	(195,516)	(4,635)	(200,151)
Oct-17	-	-	-	-			-	-	-	-	-	-
Nov-17	-	-	-	-			-	-	-	-	-	-
Dec-17	-	-	-	-			-	-	-	-	-	-
Total 2017 cash deposits for 2016 retro cash							(9,439,053)	(3,326,910)	(169,851)	(9,434,273)	(3,326,831)	(12,761,104)

RECEIVED
2017 NOV 15 PM 3:24
C&I TENNCARE

Retro Accrual in AR Paid YTD December 2017

12/31/2016 AR balance by component

		Medicaid	LTC	Medicaid	LTC	Medicaid	LTC				
		Accrual for LTC members not receiving services (held in account 55600-03000-24599 on 12/31/2016)	Accrual for LTC members not receiving services (held in account 55600-03000-24599 on 12/31/2016)	(A) Accrual for Future retro premium on 55600-03000-11070 12/31/2016	(A) Accrual for Future retro premium on 55600-03000-11070 12/31/2016						
TennCare Medicaid withhold	TennCare LTC withhold										
TennCare withhold											
GL Accrual for future retroactive premium				7,644,227.99	1,029,522.84	8,673,751					
GL Accrual for LTC members not receiving LTC services		1,223,174.84	(18,510,373)			(17,287,198)					
GL balance 12/31/2016		1,223,175	(18,510,373)	7,644,228	1,029,523	(8,613,447)					
2017 Cash receipts related to 2016 service dates		Prior Medicaid withhold paid	Prior LTC withhold paid	Current Medicaid withhold on 2017 service dates	Current LTC withhold on 2017 service dates	Premium to record sent in 820 remittance	Premium to record sent in 820 remittance	Total deposits related to 2016			
Jan-17		-	-	91,598	14,946	(3,663,909)	(597,858)	(4,155,222)	(3,572,311)	(582,911)	(4,155,222)
Feb-17		(91,598)	(14,946)	51,971	3,485	(2,078,827)	(139,407)	(2,269,322)	(2,118,454)	(150,868)	(2,269,322)
Mar-17		(51,971)	(3,485)	(18,609)	55,099	744,343	(2,203,951)	(1,478,574)	673,764	(2,152,338)	(1,478,574)
Apr-17		18,609	(55,099)	31,500	4,638	(1,259,995)	(185,503)	(1,445,851)	(1,209,886)	(235,964)	(1,445,851)
May-17		(31,500)	(4,638)	25,528	(79)	(1,021,114)	3,148	1,024,591	(1,027,086)	(1,568)	(1,028,654)
Jun-17		(25,528)	79	23,314	2,091	(932,553)	(83,624)	(1,016,222)	(934,767)	(81,455)	(1,016,222)
Jul-17		(23,314)	(2,091)	16,820	1,357	(672,807)	(54,267)	10,074,248	(679,301)	(55,001)	(734,302)
Aug-17		(16,820)	(1,357)	9,074	1,557	(362,970)	(82,290)	(703,348)	(370,716)	(62,090)	(432,806)
Sep-17		(9,074)	(1,557)	4,781	79	(191,222)	(3,157)	(200,151)	(195,516)	(4,635)	(200,151)
Oct-17		-	-	-	-	-	-	-	-	-	-
Nov-17		-	-	-	-	-	-	-	-	-	-
Dec-17		-	-	-	-	-	-	-	-	-	-
Total 2017 cash deposits for 2016 retro cash						(9,439,053)	(3,326,910)	(169,851)	(9,434,273)	(3,326,831)	(12,761,104)

RECEIVED

2017 NOV 15 PM 3:24

STATEMENT AS OF SEPTEMBER 30, 2017 FOR
 UNITEDHEALTHCARE PLAN OF THE RIVER VALLEY, INC.

EXHIBIT 2 - ACCIDENT AND HEALTH PREMIUMS DUE AND UNPAID

Individually list all debtors with account balances the greater of 10% of gross Premiums Receivable or \$10,000.

Name of Debtor	1-30 Days	31-60 Days	61-90 Days	Over 90 Days	Non Admitted	Admitted
Total Individuals	-	-	-	-	-	-
Group subscribers:	-	-	-	-	-	-
Federal Employees	-	-	-	-	-	-
Group subscriber subtotal	-	-	-	-	-	-
Premiums due and unpaid not individually listed	2,232,928	-	-	41,703	41,703	2,232,928
Total group	2,232,928	-	-	41,703	41,703	2,232,928
Premiums due and unpaid from Medicare entities	-	-	-	4,591	4,591	-
Premiums due and unpaid from Medicaid entities	103,320,827	10,569,905	8,311,648	37,942,091	-	160,144,471
Accident and health premiums due and unpaid (Page 2, Line 15)	105,553,755	10,569,905	8,311,648	37,988,385	46,294	162,377,399

Note: Special Needs Program activity is reported within Premiums due and unpaid from Medicaid entities.

STATEMENT AS OF SEPTEMBER 30, 2017 FOR
UNITEDHEALTHCARE PLAN OF THE RIVER VALLEY, INC.

EXHIBIT 2 - ACCIDENT AND HEALTH PREMIUMS DUE AND UNPAID

Individually list all debtors with account balances the greater of 10% of gross Premiums Receivable or \$10,000.

Name of Debtor	1-30 Days	31-60 Days	61-90 Days	Over 90 Days	Non Admitted	Admitted
Total Individuals	-	-	-	-	-	-
Group subscribers:	-	-	-	-	-	-
Federal Employees	-	-	-	-	-	-
Group subscriber subtotal	-	-	-	-	-	-
Premiums due and unpaid not individually listed	2,232,928	-	-	41,703	41,703	2,232,928
Total group	2,232,928	-	-	41,703	41,703	2,232,928
Premiums due and unpaid from Medicare entities	-	-	-	4,591	4,591	-
Premiums due and unpaid from Medicaid entities	103,320,827	10,569,905	8,311,648	37,942,091	-	160,144,471
Accident and health premiums due and unpaid (Page 2, Line 15)	105,553,755	10,569,905	8,311,648	37,988,385	46,294	162,377,399

Note: Special Needs Program activity is reported within Premiums due and unpaid from Medicaid entities.

RECEIVED

2017 NOV 15 PM 3: 24

STATEMENT AS OF SEPTEMBER 30, 2017 OF UNITEDHEALTHCARE PLAN OF THE RIVER VALLEY, INC.

Exhibit 3 - Health Care Receivables

	2 1 - 30 Days	3 31 - 60 Days	4 61 - 90 Days	5 Over 90 Days	6 Nonadmitted	7 Admitted
OptumRx, Inc.	\$ 34,827,773	\$ 2,250,945	\$ 1,415,933	\$ 4,857,797	\$ 5,963,711	\$ 37,388,737
0199998 Aggregate Pharmaceutical Rebate Receivables Not Individually Listed	-	-	-	-	-	-
0199999 Total Pharmaceutical Rebate Receivables	34,827,773	2,250,945	1,415,933	4,857,797	5,963,711	37,388,737
0299998 Aggregate Claim Overpayment Receivables Not Individually Listed	13,334,309	386,835	24,380	4,511,909	14,822,701	3,434,732
0299999 Total Claim Overpayment Receivables	13,334,309	386,835	24,380	4,511,909	14,822,701	3,434,732
0399998 Aggregate Loans and Advances to Providers Not Individually Listed	234,000	-	-	46,565	280,565	-
0399999 Total Loans and Advances to Providers	234,000	-	-	46,565	280,565	-
0499998 Aggregate Capitation Arrangement Receivables Not Individually Listed	-	-	-	-	-	-
0499999 Total Capitation Arrangement Receivables	-	-	-	-	-	-
0599998 Aggregate Risk Sharing Receivables Not Individually Listed	-	-	-	209,168	209,168	-
0599999 Total Risk Sharing Receivables	-	-	-	209,168	209,168	-
0699998 Aggregate Other Receivables Not Individually Listed	-	-	-	-	-	-
0699999 Total Other Receivables	-	-	-	-	-	-
0799999 Gross Health Care Receivables	\$ 48,396,082	\$ 2,637,780	\$ 1,440,313	\$ 9,625,439	\$ 21,276,145	\$ 40,823,469

STATEMENT AS OF SEPTEMBER 30, 2017 OF UNITEDHEALTHCARE PLAN OF THE RIVER VALLEY, INC.

Exhibit 3 - Health Care Receivables

	2	3	4	5	6	7
	1 - 30 Days	31 - 60 Days	61 - 90 Days	Over 90 Days	Nonadmitted	Admitted
OptumRx, Inc.	\$ 34,827,773	\$ 2,250,945	\$ 1,415,933	\$ 4,857,797	\$ 5,963,711	\$ 37,388,737
0199998 Aggregate Pharmaceutical Rebate Receivables Not Individually Listed	-	-	-	-	-	-
0199999 Total Pharmaceutical Rebate Receivables	34,827,773	2,250,945	1,415,933	4,857,797	5,963,711	37,388,737
0299998 Aggregate Claim Overpayment Receivables Not Individually Listed	13,334,309	386,835	24,380	4,511,909	14,822,701	3,434,732
0299999 Total Claim Overpayment Receivables	13,334,309	386,835	24,380	4,511,909	14,822,701	3,434,732
0399998 Aggregate Loans and Advances to Providers Not Individually Listed	234,000	-	-	46,565	280,565	-
0399999 Total Loans and Advances to Providers	234,000	-	-	46,565	280,565	-
0499998 Aggregate Capitation Arrangement Receivables Not Individually Listed	-	-	-	-	-	-
0499999 Total Capitation Arrangement Receivables	-	-	-	-	-	-
0599998 Aggregate Risk Sharing Receivables Not Individually Listed	-	-	-	209,168	209,168	-
0599999 Total Risk Sharing Receivables	-	-	-	209,168	209,168	-
0699998 Aggregate Other Receivables Not Individually Listed	-	-	-	-	-	-
0699999 Total Other Receivables	-	-	-	-	-	-
0799999 Gross Health Care Receivables	\$ 48,396,082	\$ 2,637,780	\$ 1,440,313	\$ 9,625,439	\$ 21,276,145	\$ 40,823,469

RECEIVED
 2017 NOV 15 PM 3:24
 C&I TENNCARE

STATEMENT AS OF SEPTEMBER 30, 2017 OF UNITEDHEALTHCARE PLAN OF THE RIVER VALLEY, INC.

Exhibit 5 - Amounts Due From Parent, Subsidiaries and Affiliates

	1 Name of Affiliate	2 1 - 30 Days	3 31 -60 Days	4 61 - 90 Days	5 Over 90 Days	6 Nonadmitted	7 Current	8 Non-Current
	0100001 United HealthCare Services, Inc.	157,228	-	-	-	-	157,228	-
	0199999 Individually listed receivables	157,228	-	-	-	-	157,228	-
	0299999 Receivables not individually listed							
	0399999 Total gross amounts receivable	157,228	-	-	-	-	157,228	-

STATEMENT AS OF SEPTEMBER 30, 2017 OF UNITEDHEALTHCARE PLAN OF THE RIVER VALLEY, INC.
Exhibit 5 - Amounts Due From Parent, Subsidiaries and Affiliates

	1 Name of Affiliate	2 1 - 30 Days	3 31 -60 Days	4 61 - 90 Days	5 Over 90 Days	6 Nonadmitted	7 Current	8 Non-Current
	0100001 United HealthCare Services, Inc.	157,228	-	-	-	-	157,228	-
	0199999 Individually listed receivables	157,228	-	-	-	-	157,228	-
	0299999 Receivables not individually listed							
	0399999 Total gross amounts receivable	157,228	-	-	-	-	157,228	-

RECEIVED

2017 NOV 15 PM 3: 24

C&I TENNCARE

STATEMENT AS OF SEPTEMBER 30, 2017 OF UNITEDHEALTHCARE PLAN OF THE RIVER VALLEY, INC.

Exhibit 6 - Amounts Due To Parent, Subsidiaries and Affiliates

	1 Affiliate	2 Description	3 Amount	4 Current	5 Non-Current
	0100001 United HealthCare Services, Inc.	Intercompany Payables	26,677,341	26,677,341	-
	0199999 Individually listed payables		26,677,341	26,677,341	-
	0299999 Payables not individually listed		-	-	-
	0399999 Total gross payables		26,677,341	26,677,341	-

STATEMENT AS OF SEPTEMBER 30, 2017 OF UNITEDHEALTHCARE PLAN OF THE RIVER VALLEY, INC.

Exhibit 6 - Amounts Due To Parent, Subsidiaries and Affiliates

	1 Affiliate	2 Description	3 Amount	4 Current	5 Non-Current
0100001	United HealthCare Services, Inc.	Intercompany Payables	26,677,341	26,677,341	-
0199999	Individually listed payables		26,677,341	26,677,341	-
0299999	Payables not individually listed		-	-	-
0399999	Total gross payables		26,677,341	26,677,341	-

**United Healthcare C & S - Tennessee
Retroactive Revenue Accrual Summary
September-17**

RECEIVED
2017 NOV 15 PM 3:26

Total												
IDB	Mid TN - TANF		Mid TN - LTC		West TN - TANF		West TN - LTC		East TN - TANF		East TN - LTC	
	Mbrs	Rev	Mbrs	Rev	Mbrs	Rev	Mbrs	Rev	Mbrs	Rev	Mbrs	Rev
Apr-17	182	116,398.90	1	3,759.37	121	87,054.13	2	13,844.86	174	102,107.44	1	7,863.19
May-17	473	263,399.31	3	19,194.33	330	197,807.31	5	37,935.89	460	235,518.33	4	29,474.60
Jun-17	892	445,738.41	13	78,900.35	623	333,240.80	12	83,279.02	864	403,194.79	14	88,676.37
Jul-17	1,474	667,187.68	32	194,670.25	1,038	496,201.97	21	157,625.54	1,418	614,806.67	32	205,691.92
Aug-17	2,586	1,047,564.56	41	290,210.38	1,803	755,113.24	21	196,509.62	2,425	971,991.60	31	251,144.06
Sep-17	-	-	-	-	-	-	-	-	-	-	-	-
Total	5,607	2,540,288.86	91	586,734.68	3,915	1,869,417.45	61	489,194.93	5,341	2,327,618.83	82	582,850.14

<== Check

Prior Month	7,557	3,994,129.77	164	1,110,923.88	4,519	2,624,747.12	83	886,967.93	7,019	3,347,142.33	125	986,344.64
Change from Prior Month	(1,950)	(1,453,840.91)	(73)	(524,189.20)	(605)	(755,329.67)	(22)	(397,773.00)	(1,678)	(1,019,523.50)	(43)	(403,494.50)

	Prior Month		Current Month		Inc/(Decr) in Accrual	
	Mbrs	Revenue	Mbrs	Revenue	Mbrs	Revenue
TANF	19,096	9,966,019.22	14,863	6,737,325.14	(4,233)	(3,228,694.08)
LTC	371	2,984,236.45	233	1,658,779.75	(138)	(1,325,456.70)
TOTALS	19,467	12,950,255.67	15,096	8,396,104.89	(4,371)	(4,554,150.78)

Comments:

For purposes of switching our booking revenue from the 820 payment file to now what is in current membership, the current month retro for September was zeroed out. This is due to timing because membership is now taken in current month as opposed to the 820 payments based on TennCare's membership counts taken in prior month.

**United Healthcare C & S - Tennessee
Retroactive Revenue Accrual Summary
September-17**

Total												
IDB	Mid TN - TANF		Mid TN - LTC		West TN - TANF		West TN - LTC		East TN - TANF		East TN - LTC	
	Mbrs	Rev	Mbrs	Rev	Mbrs	Rev	Mbrs	Rev	Mbrs	Rev	Mbrs	Rev
Apr-17	182	116,398.90	1	3,759.37	121	87,054.13	2	13,844.86	174	102,107.44	1	7,863.19
May-17	473	263,399.31	3	19,194.33	330	197,807.31	5	37,935.89	460	235,518.33	4	29,474.60
Jun-17	892	445,738.41	13	78,900.35	623	333,240.80	12	83,279.02	864	403,194.79	14	88,676.37
Jul-17	1,474	667,187.68	32	194,670.25	1,038	496,201.97	21	157,625.54	1,418	614,806.67	32	205,691.92
Aug-17	2,586	1,047,564.56	41	290,210.38	1,803	755,113.24	21	196,509.62	2,425	971,991.60	31	251,144.06
Sep-17	-	-	-	-	-	-	-	-	-	-	-	-
Total	5,607	2,540,288.86	91	586,734.68	3,915	1,869,417.45	61	489,194.93	5,341	2,327,618.83	82	582,850.14

<== Check

Prior Month	7,557	3,994,129.77	164	1,110,923.88	4,519	2,624,747.12	83	886,967.93	7,019	3,347,142.33	125	986,344.64
Change from Prior Month	(1,950)	(1,453,840.91)	(73)	(524,189.20)	(605)	(755,329.67)	(22)	(397,773.00)	(1,678)	(1,019,523.50)	(43)	(403,494.50)

	Prior Month		Current Month		Inc/(Decr) in Accrual	
	Mbrs	Revenue	Mbrs	Revenue	Mbrs	Revenue
TANF	19,096	9,966,019.22	14,863	6,737,325.14	(4,233)	(3,228,694.08)
LTC	371	2,984,236.45	233	1,658,779.75	(138)	(1,325,456.70)
TOTALS	19,467	12,950,255.67	15,096	8,396,104.89	(4,371)	(4,554,150.78)

Comments:

For purposes of switching our booking revenue from the 820 payment file to now what is in current membership, the current month retro for September was zeroed out. This is due to timing because membership is now taken in current month as opposed to the 820 payments based on TennCare's membership counts taken in prior month.

RECEIVED

2017 NOV 15 PM 3: 24

STATEMENT AS OF SEPTEMBER 30, 2017 OF UNITEDHEALTHCARE PLAN OF THE RIVER VALLEY, INC.

CST TENN CARE

EXHIBIT OF PREMIUMS, ENROLLMENT AND UTILIZATION

Tennessee	1 Total	Comprehensive (Hospital & Medical)		4 Medicare Supplement	5 Vision Only	6 Dental Only	7 Federal Employees Health Benefit Plan	8 Medicare	9 Medicaid	10 Other
		2 Individual	3 Group							
Total Members at end of:										
1. Prior Year	529,563		552					45,725	483,286	
2. First Quarter	504,315		493					48,047	455,775	
3. Second Quarter	486,812		489					49,975	436,348	
4. Third Quarter	494,173		490					51,061	442,622	
5. Current Year	-		-					-	-	
6. Current Year Member Months	4,512,898		4,389					442,151	4,066,358	
Total Member Ambulatory Encounters for Year:										
7. Physician	3,882,212		2,117					997,018	2,883,077	
8. Non-Physician	2,677,593		79					569,700	2,107,813	
9. Total	6,559,805		2,196					1,566,718	4,990,890	
10. Hospital Patient Days Incurred	1,986,931		151					126,079	1,860,701	
11. Number of Inpatient Admissions	140,161		26					17,245	122,890	
12. Health Premiums Written	2,024,836,180		1,852,697					588,648,518	1,434,334,965	
13. Life Premiums Direct	-		-					-	-	
14. Property/Casualty Premiums Written	-		-					-	-	
15. Health Premiums Earned	1,980,043,332		1,852,697					543,853,850	1,434,336,785	
16. Property/Casualty Premiums Earned	-		-					-	-	
17. Amount Paid for Provision of Health Care Services	1,556,307,599		1,451,074					401,965,696	1,152,890,829	
18. Amount Incurred for Provision of Health Care Services	1,575,562,876		1,515,985					405,416,509	1,168,630,382	

STATEMENT AS OF SEPTEMBER 30, 2017 OF UNITEDHEALTHCARE PLAN OF THE RIVER VALLEY, INC.

EXHIBIT OF PREMIUMS, ENROLLMENT AND UTILIZATION

Tennessee	1 Total	Comprehensive (Hospital & Medical)		4 Medicare Supplement	5 Vision Only	6 Dental Only	7 Federal Employees Health Benefit Plan	8 Medicare	9 Medicaid	10 Other
		2 Individual	3 Group							
Total Members at end of:										
1. Prior Year	529,563		552					45,725	483,286	
2. First Quarter	504,315		493					48,047	455,775	
3. Second Quarter	486,812		489					49,975	436,348	
4. Third Quarter	494,173		490					51,061	442,622	
5. Current Year	-		-					-	-	
6. Current Year Member Months	4,512,898		4,389					442,151	4,066,358	
Total Member Ambulatory Encounters for Year:										
7. Physician	3,882,212		2,117					997,018	2,883,077	
8. Non-Physician	2,677,593		79					569,700	2,107,813	
9. Total	6,559,805		2,196					1,566,718	4,990,890	
10. Hospital Patient Days Incurred	1,986,931		151					126,079	1,860,701	
11. Number of Inpatient Admissions	140,161		26					17,245	122,890	
12. Health Premiums Written	2,024,836,180		1,852,697					588,648,518	1,434,334,965	
13. Life Premiums Direct	-		-					-	-	
14. Property/Casualty Premiums Written	-		-					-	-	
15. Health Premiums Earned	1,980,043,332		1,852,697					543,853,850	1,434,336,785	
16. Property/Casualty Premiums Earned	-		-					-	-	
17. Amount Paid for Provision of Health Care Services	1,556,307,599		1,451,074					401,965,696	1,152,890,829	
18. Amount Incurred for Provision of Health Care Services	1,575,562,876		1,515,985					405,416,509	1,168,630,382	

**UHC Plan of the River Valley
Reconciliation of Cash to Accrual Basis Accounting
As of September 30, 2017**

	<u>Middle</u>	<u>East</u>	<u>West</u>	<u>Consolidated</u>	<u>Key</u>
Cash received per premium tax reconciliation	526,135,784	488,416,197	394,126,256	1,408,678,238	
Change in accruals	(11,959,329)	1,948,800	3,448,134	(6,562,394)	
Change in withhold	(1,529,493)	(1,452,487)	(1,143,795)	(4,125,776)	
Cash Received for Rescinded Liquidated Damages	(1,087,000)			(1,087,000)	
2016 STAT Entry	(557,736)	(1,111,536)	(7,545,918)	(9,215,191)	
2017 STAT Entry	12,398,365	13,884,451	9,324,381	35,607,196	
Recoupment	4,028,449	4,756,485	3,806,318	12,591,253	
FIN360 Timing Difference	655,562	712,391	357,206	1,725,159	
MFP Payment (Money Follows the Person Payment)	-	(1,126,520)	-	(1,126,520)	
ECF Fees	(271,946)	(435,811)	(152,243)	(860,000)	
Accrual basis	527,812,656	505,591,970	402,220,339	1,435,624,965	
2A Reported premiums	527,812,656	505,591,970	402,220,339	1,435,624,965	
Difference	-	(0)	-	(0)	

RECEIVED
 2017 NOV 15 PM 3:24
 TENN CARE

Key

- (a) Consistent with NAIC guidelines, UPRV records premiums on an accrual basis of accounting. The increase in Accruals is driven by \$3.2M increase in Risk Adjusted Rate (RAR) and \$3.2M increase in MWOS..
- (b) This item is created due to receipt of December withhold .
- (h) Amount is Cash received for rescinded Liquidated Damages.
- (i) 2016 revenue STAT adjustment due to Actual Risk Adjusted rates for 2016 Received January 2017. Adjustment is for the variance
- (j) 2017 STAT adjustment due to increase in MWOS accrual for 4th Qtr 2016 (\$794K) and increase in base rate \$36.4M
- (k) 2017 Total TennCare recoupment of WMOS through September 2017 was \$12.6M
- (l) A change was made on how revenue is recorded that results in a timing difference. Prior to Sept 201, revenue was recorded based on remittances. Effective September 2017, revenue is recorded based on the eligibility file. The variance between the files results in a timing difference that will be trued-up the following month. Timing difference for September is \$1.7M.
- (m) Received MFP (Money Follows the Person) payment in September \$1.1M
- (n) ECF ASO Fees (Employment and Community First), a new product became effective July 1, 2017. TennCare is billed monthly, however there is a one month lag on receipt of payment.

Accrual change is calculated as follows:

	<u>Middle</u>	<u>East</u>	<u>West</u>	<u>Consolidated</u>	
Reversal of Dec 2016 future retro accrual	(4,320,820)	(2,210,308)	(2,142,622)	(8,673,751)	
Reversal of Dec 2016 MWOS recoupment accrual	5,914,043	6,583,945	4,789,210	17,287,198	
Reversal of Dec 2016 RAR accrual	(17,573,908)	16,267,586	11,768,058	10,461,737	
Sept 2017 future retro accrual	3,127,024	2,910,469	2,358,612	8,396,105	
Sept 2017 members without services revenue accrual	(6,736,667)	(6,767,175)	(6,912,609)	(20,416,451)	
Sept 2017 Risk Adj Rate Accrual	7,631,000	(14,835,716)	(6,412,516)	(13,617,232)	
Total change in accrual	(11,959,329)	1,948,800	3,448,134	(6,562,394)	Increase

**UHC Plan of the River Valley
Reconciliation of Cash to Accrual Basis Accounting
As of September 30, 2017**

	<u>Middle</u>	<u>East</u>	<u>West</u>	<u>Consolidated</u>	<u>Key</u>
Cash received per premium tax reconciliation	526,135,784	488,416,197	394,126,256	1,408,678,238	
Change in accruals	(11,959,329)	1,948,800	3,448,134	(6,562,394)	a
Change in withhold	(1,529,493)	(1,452,487)	(1,143,795)	(4,125,776)	b
Cash Received for Rescinded Liquidated Damages	(1,087,000)			(1,087,000)	h
2016 STAT Entry	(557,736)	(1,111,536)	(7,545,918)	(9,215,191)	i
2017 STAT Entry	12,398,365	13,884,451	9,324,381	35,607,196	j
Recoupment	4,028,449	4,756,485	3,806,318	12,591,253	k
FIN360 Timing Difference	655,562	712,391	357,206	1,725,159	l
MFP Payment (Money Follows the Person Payment)	-	(1,126,520)	-	(1,126,520)	m
ECF Fees	(271,946)	(435,811)	(152,243)	(860,000)	n
Accrual basis	527,812,656	505,591,970	402,220,339	1,435,624,965	
				-	
2A Reported premiums	527,812,656	505,591,970	402,220,339	1,435,624,965	
Difference	-	(0)	-	(0)	

Key

- (a) Consistent with NAIC guidelines, UPRV records premiums on an accrual basis of accounting. The increase in Accruals is driven by \$3.2M increase in Risk Adjusted Rate (RAR) and \$3.2M increase in MWOS..
- (b) This item is created due to receipt of December withhold .
- (h) Amount is Cash received for rescinded Liquidated Damages.
- (i) 2016 revenue STAT adjustment due to Actual Risk Adjusted rates for 2016 Received January 2017. Adjustment is for the variance
- (j) 2017 STAT adjustment due to increase in MWOS accrual for 4th Qtr 2016 (\$794K) and increase in base rate \$36.4M
- (k) 2017 Total TennCare recoupment of WMOS through September 2017 was \$12.6M
- (l) A change was made on how revenue is recorded that results in a timing difference. Prior to Sept 201, revenue was recorded based on remittances. Effective September 2017, revenue is recorded based on the eligibility file. The variance between the files results in a timing difference that will be trued-up the following month. Timing difference for September is \$1.7M.
- (m) Received MFP (Money Follows the Person) payment in September \$1.1M
- (n) ECF ASO Fees (Employment and Community First), a new product became effective July 1, 2017. TennCare is billed monthly, however there is a one month lag on receipt of payment.

Accrual change is calculated as follows:	<u>Middle</u>	<u>East</u>	<u>West</u>	<u>Consolidated</u>	
Reversal of Dec 2016 future retro accrual	(4,320,820)	(2,210,308)	(2,142,622)	(8,673,751)	
Reversal of Dec 2016 MWOS recoupment accrual	5,914,043	6,583,945	4,789,210	17,287,198	
Reversal of Dec 2016 RAR accrual	(17,573,908)	16,267,586	11,768,058	10,461,737	
Sept 2017 future retro accrual	3,127,024	2,910,469	2,358,612	8,396,105	
Sept 2017 members without services revenue accrual	(6,736,667)	(6,767,175)	(6,912,609)	(20,416,451)	
Sept 2017 Risk Adj Rate Accrual	7,631,000	(14,835,716)	(6,412,516)	(13,617,232)	
Total change in accrual	(11,959,329)	1,948,800	3,448,134	(6,562,394)	Increase

Americhoice - Tennessee
Report 2A - TennCare Income Statement
CRA 2.30.14.3.3 and 2.30.14.3.4

	<u>East</u>	<u>Middle</u>	<u>West</u>	<u>Total TN</u>
Member Months	1,403,583	1,498,197	1,164,578	4,066,358
Revenues:				
TennCare Capitation	491,113,392	515,485,080	400,217,967	1,406,816,439
Other Revenue - TennCare Bonuses	1,126,520	-	-	1,126,520
Other Revenue - ECF Administration Revenue	579,144	486,946	223,910	1,290,000
Other Revenue - Estimated TennCare Health Insurer Reimbursement Fee	-	-	-	-
STAT Adjustments	12,772,915	11,840,628	1,778,463	26,392,006
Total Revenues	505,591,971	527,812,654	402,220,340	1,435,624,965
Estimated Expenses:				
Hospital and Medical (w/o Mental Health)				
Capitated Physician Services	-	-	-	-
Fee-for Service Physician Services	79,004,846	87,058,652	51,642,821	217,706,319
Inpatient Hospital Services	63,644,435	94,125,191	57,088,946	214,858,572
Outpatient Hospital Services	43,510,888	48,307,878	34,962,951	126,781,717
Emergency Room Services	34,191,647	27,898,763	20,403,042	82,493,452
Dental Services	-	-	-	-
Vision Services	1,325,895	1,945,860	2,329,270	5,601,025
Pharmacy Services	-	-	-	-
Home Health Services	4,425,551	2,381,248	1,443,317	8,250,117
Chiropractic Services	-	-	-	-
Radiology Services	5,481,340	6,709,903	3,421,386	15,612,629
Laboratory Services	5,762,381	6,338,426	4,304,861	16,405,668
Durable Medical Equipment Services	6,204,873	6,402,302	4,942,492	17,549,668
Transportation Services	2,877,583	3,495,239	3,858,763	10,231,585
Outside Referrals	-	-	-	-
Medical Incentive Pool and Withhold Adj	-	-	-	-
Occupancy, Depreciation and Amortization	-	-	-	-
Nursing Facility Care	84,809,723	70,645,429	65,356,790	220,811,943
HCBS Services	25,118,999	24,387,450	25,945,757	75,452,205
Other Medical and Hospital Services - Write-Ins	26,050,059	21,901,432	16,721,094	64,672,585
Subtotal Medical and Hospital	382,408,220	401,597,775	292,421,490	1,076,427,485
Mental Health and Substance Abuse Services				
Inpatient Psychiatric Facility Services	5,477,128	8,043,306	8,016,462	21,536,896
Inpatient Substance Abuse Treatment and Detox	713,845	1,378,906	424,814	2,517,565
Outpatient Mental Health Services	6,972,373	12,631,857	3,265,973	22,870,203
Outpatient Substance Abuse Treatment and Detox	687,242	999,930	388,413	2,075,584
Housing/Residential Treatment	2,320,200	3,593,446	2,862,756	8,776,402
Specialized Crisis Services	30,274	47,668	25,121	103,063
Psychiatric Rehab and Support Services	3,552,248	7,281,522	5,239,004	16,072,774
Case Management	(242,129)	2,237,860	2,019,824	4,015,555
Forensics	-	-	-	-
Other Judicial	-	-	-	-
Pharmacy	-	-	-	-
Lab Services	-	-	-	-
Transportation	88,014	68,834	51,954	208,802
Medical Incentive Pool and Withhold Adjustments	-	-	-	-
Occupancy, Depreciation and Amortization	-	-	-	-
Other Mental Health and Substance Abuse Services	2,507,383	504,573	200,981	3,212,937
PCP and Specialist Services	-	-	-	-
Other Mental Health Services - Write-Ins	5,716,298	3,094,626	2,002,191	10,813,115
Subtotal MH&SAS	27,822,878	39,882,527	24,497,492	92,202,897
Subtotal Hospital, Medical, MH&SAS, CHOICES	410,231,098	441,480,302	316,918,982	1,168,630,382
LESS:				
Net Reinsurance Recoveries Incurred	-	-	-	-
Copayments	-	-	-	-
Subrogation and Coordination of Benefits	-	-	-	-
Subtotal Reinsurance, Copay, Subrogation	-	-	-	-
Total Hospital, Medical, MHS&S	410,231,098	441,480,302	316,918,982	1,168,630,382
Administration:				
Compensation	-	-	-	-
Direct and Allocated Admin expenses	-	-	-	-
Marketing	-	-	-	-
Interest Expense	-	-	-	-
Premium Tax Expense	35,403,055	37,497,613	27,420,551	100,321,219
Occupancy, Depreciation, and Amortization	-	-	-	-
Insurer Fee	-	-	-	-
Other Administration - Write-Ins	54,851,528	58,125,254	43,873,786	156,850,569
Fines and Penalties - Other Write-Ins	93,042	124,400	(292,322)	(74,880)
Total Administration Expenses	90,347,625	95,747,267	71,002,015	257,096,907
Total Expenses	500,578,722	537,227,570	387,920,997	1,425,727,289
Extraordinary Item	-	-	-	-
Provision for Income Tax	1,754,637	(3,295,220)	5,004,770	3,464,187
Net Income (Loss)	3,258,611	(6,119,695)	9,294,573	6,433,489
Write-Ins for Other Revenues:				
Total Other Revenues	-	-	-	-
Write-Ins for Other Medical and Hospital:				
Other Miscellaneous	26,046,592	21,897,728	16,719,744	64,664,065
Other Capitated Services	3,467	3,704	1,350	8,521
Total Other Medical and Hospital	26,050,059	21,901,432	16,721,094	64,672,585
Detail of Other MH and SAS:				
Other Miscellaneous	5,716,298	3,094,626	2,002,191	10,813,115
Total Other MH and SAS	5,716,298	3,094,626	2,002,191	10,813,115
Write-Ins for Other Administration:				
Administrative Services Fee	42,773,119	44,711,252	34,688,041	122,172,412
Behavioral Healthcare Services	3,996,181	4,573,336	3,309,080	11,878,597
Spectera Administration Fees	-	-	-	-
Other Miscellaneous	8,082,229	8,840,666	5,876,665	22,799,559
Total Other Administration	54,851,528	58,125,254	43,873,786	156,850,569

1. The statutory quarterly filing Statement of Revenue and Expenses and the 2A includes TennCare incentives which are presented as Other Revenue per the direction of the TDCL. As these incentives are not considered written premiums or earned premiums per the NAIC guidelines these amounts have been excluded from the statutory quarterly filing Exhibit of Premiums, Enrollment, and Utilization.

2. Employment and Community First ("ECF") administrative services revenue. The statutory quarterly filing Statement of Revenue and Expenses maps these amounts to general administrative expenses per the direction of the TDCL.

UnitedHealthcare Community Plan - East Tennessee
Report 2A - TennCare Income Statement
CRA 2.30.14.3.3 and 2.30.14.3.4

	Member Months	Current Qtr YTD Total as of 9/30/2017	YTD Total as of 09/30/2017	Prior Year as of 12/31/2016
		<u>464,538</u>	<u>1,403,583</u>	<u>2,010,003</u>
Revenues:				
TennCare Capitation		163,255,358	491,113,392	664,004,576
Other Revenue - TennCare Bonuses	1	1,126,520	1,126,520	182,259
Other Revenue - ECF Administration Revenue	2	579,144	579,144	-
Other Revenue - Estimated TennCare Health Insurer Reimbursement Fee		-	-	15,099,579
STAT Adjustments		13,884,451	12,772,915	3,685,402
Total Revenues		<u>178,845,473</u>	<u>505,591,971</u>	<u>682,971,815</u>
Estimated Expenses:				
Hospital and Medical (w/o Mental Health)				
Capitated Physician Services		-	-	-
Fee-for Service Physician Services		23,141,056	79,004,846	105,719,276
Inpatient Hospital Services		20,077,110	63,644,435	86,429,723
Outpatient Hospital Services		13,939,115	43,510,888	58,956,834
Emergency Room Services		10,305,096	34,191,647	51,408,216
Dental Services		-	-	-
Vision Services		(917,749)	1,325,895	2,317,209
Pharmacy Services		-	-	-
Home Health Services		1,315,356	4,425,551	5,579,299
Chiropractic Services		-	-	-
Radiology Services		1,766,955	5,481,340	7,728,290
Laboratory Services		1,642,929	5,762,381	7,967,070
Durable Medical Equipment Services		1,979,692	6,204,873	9,215,777
Transportation Services		745,693	2,877,583	9,185,386
Outside Referrals		-	-	-
Medical Incentive Pool and Withhold Adj		-	-	-
Occupancy, Depreciation and Amortization		-	-	-
Nursing Facility Care		29,804,837	84,809,723	101,959,817
HCBS Services		8,673,693	25,118,999	30,954,084
Other Medical and Hospital Services - Write-Ins		15,378,118	26,050,059	10,856,869
Subtotal Medical and Hospital		<u>127,851,902</u>	<u>382,408,220</u>	<u>488,277,852</u>
Mental Health and Substance Abuse Services				
Inpatient Psychiatric Facility Services		2,049,452	5,477,128	7,553,101
Inpatient Substance Abuse Treatment and Detox		211,735	713,845	1,116,407
Outpatient Mental Health Services		4,086,297	6,972,373	4,030,229
Outpatient Substance Abuse Treatment and Detox		290,613	687,242	1,220,678
Housing/Residential Treatment		825,472	2,320,200	3,895,236
Specialized Crisis Services		10,449	30,274	299,763
Psychiatric Rehab and Support Services		1,481,847	3,552,248	4,311,970
Case Management		149,884	(242,129)	8,725,162
Forensics		-	-	-
Other Judicial		-	-	-
Pharmacy		-	-	-
Lab Services		-	-	-
Transportation		62,568	88,014	24,321
Medical Incentive Pool and Withhold Adjustments		-	-	-
Occupancy, Depreciation and Amortization		-	-	-
Other Mental Health and Substance Abuse Services		901,577	2,507,383	3,584,650
PCP and Specialist Services		-	-	-
Other Mental Health Services - Write-Ins		569,680	5,716,298	6,608,704
Subtotal MH&SAS		<u>10,639,572</u>	<u>27,822,878</u>	<u>41,370,220</u>
Subtotal Hospital, Medical, MH&SAS, CHOICES		<u>138,491,474</u>	<u>410,231,098</u>	<u>529,648,072</u>
LESS:				
Net Reinsurance Recoveries Incurred		-	-	-
Copayments		-	-	-
Subrogation and Corrdination of Benefits		-	-	-
Subtotal Reinsurance, Copay, Subrogation		<u>-</u>	<u>-</u>	<u>-</u>
Total Hospital, Medical, MHS&S		<u>138,491,474</u>	<u>410,231,098</u>	<u>529,648,072</u>
Administration:				
Compensation		-	-	-
Direct and Allocated Admin expenses		-	-	-
Marketing		-	-	-
Interest Expense		-	-	-
Premium Tax Expense		11,984,186	35,403,055	47,015,913
Occupancy, Depreciation, and Amortization		-	-	-
Insurer Fee		-	-	9,225,843
Other Administration - Write-Ins		18,510,887	54,851,528	72,553,385
Fines and Penalties - Other Write-Ins		(17,725)	93,042	100,802
Total Administration Expenses		<u>30,477,348</u>	<u>90,347,625</u>	<u>128,895,943</u>
Total Expenses		<u>168,968,821</u>	<u>500,578,722</u>	<u>658,544,015</u>
Extraordinary Item		-	-	-
Provision for Income Tax		3,456,828	1,754,637	11,778,775
Net Income (Loss)		<u>6,419,823</u>	<u>3,258,611</u>	<u>12,649,025</u>
Write-Ins for Other Revenues:				
Total Other Revenues		<u>-</u>	<u>-</u>	<u>-</u>
Write-Ins for Other Medical and Hospital:				
Other Miscellaneous		15,377,276	26,046,592	10,851,612
Other Capitated Services		842	3,467	5,257
Total Other Medical and Hospital		<u>15,378,118</u>	<u>26,050,059</u>	<u>10,856,869</u>
Detail of Other MH and SAS:				
Other Miscellaneous		569,680	5,716,298	6,608,704
Total Other MH and SAS		<u>569,680</u>	<u>5,716,298</u>	<u>6,608,704</u>
Write-Ins for Other Administration:				
Administrative Services Fee		14,528,042	42,773,119	56,616,770
Behaviorial Healthcare Services		1,312,039	3,996,181	5,732,744
Spectera Administration Fees		-	-	-
Other Miscellaneous		2,670,805	8,082,229	10,203,871
Total Other Administration		<u>18,510,887</u>	<u>54,851,528</u>	<u>72,553,385</u>

UnitedHealthcare Community Plan - Middle Tennessee
Report 2A - TennCare Income Statement
CRA 2.30.14.3.3 and 2.30.14.3.4

Member Months	Current Qtr YTD	YTD Total as of	Prior Year as of
	Total as of 9/30/2017	09/30/2017	12/31/2016
	<u>499,641</u>	<u>1,498,197</u>	<u>2,084,993</u>
Revenues:			
TennCare Capitation	171,665,255	515,485,080	718,899,654
Other Revenue - TennCare Bonuses	1	-	60,880
Other Revenue - ECF Administration Revenue	2	486,946	-
Other Revenue - Estimated TennCare Health Insurer Reimbursement Fee	-	-	16,985,330
STAT Adjustments	12,398,365	11,840,628	800,952
Total Revenues	<u>184,550,565</u>	<u>527,812,654</u>	<u>736,746,816</u>
Estimated Expenses:			
Hospital and Medical (w/o Mental Health)			
Capitated Physician Services	-	-	-
Fee-for Service Physician Services	24,109,965	87,058,652	117,044,983
Inpatient Hospital Services	26,526,016	94,125,191	118,142,911
Outpatient Hospital Services	14,840,710	48,307,878	67,069,109
Emergency Room Services	8,658,494	27,898,763	41,535,717
Dental Services	-	-	-
Vision Services	(50,790)	1,945,860	5,328,359
Pharmacy Services	-	-	-
Home Health Services	626,019	2,381,248	2,860,179
Chiropractic Services	-	-	-
Radiology Services	2,007,738	6,709,903	9,294,431
Laboratory Services	1,716,513	6,338,426	10,110,055
Durable Medical Equipment Services	1,907,841	6,402,302	9,395,212
Transportation Services	686,141	3,495,239	10,673,025
Outside Referrals	-	-	-
Medical Incentive Pool and Withhold Adj	-	-	-
Occupancy, Depreciation and Amortization	-	-	-
Nursing Facility Care	25,887,686	70,645,429	84,472,090
HCBS Services	8,360,665	24,387,450	31,164,406
Other Medical and Hospital Services - Write-Ins	21,901,432	21,901,432	15,375,190
Subtotal Medical and Hospital	<u>137,178,431</u>	<u>401,597,775</u>	<u>522,465,667</u>
Mental Health and Substance Abuse Services			
Inpatient Psychiatric Facility Services	2,208,978	8,043,306	7,822,664
Inpatient Substance Abuse Treatment and Detox	358,653	1,378,906	1,962,608
Outpatient Mental Health Services	6,135,107	12,631,857	8,013,202
Outpatient Substance Abuse Treatment and Detox	343,713	999,930	1,363,026
Housing/Residential Treatment	1,033,990	3,593,446	4,082,630
Specialized Crisis Services	36,002	47,668	25,637
Psychiatric Rehab and Support Services	2,131,563	7,281,522	7,241,653
Case Management	941,941	2,237,860	12,880,949
Forensics	-	-	-
Other Judicial	-	-	-
Pharmacy	-	-	-
Lab Services	-	-	-
Transportation	44,970	68,834	20,524
Medical Incentive Pool and Withhold Adjustments	-	-	-
Occupancy, Depreciation and Amortization	-	-	-
Other Mental Health and Substance Abuse Services	145,036	504,573	611,299
PCP and Specialist Services	-	-	-
Other Mental Health Services - Write-Ins	1,050,352	3,094,626	4,830,661
Subtotal MH&SAS	<u>14,430,304</u>	<u>39,882,527</u>	<u>48,854,852</u>
Subtotal Hospital, Medical, MH&SAS, CHOICES	<u>151,608,735</u>	<u>441,480,302</u>	<u>571,320,520</u>
LESS:			
Net Reinsurance Recoveries Incurred	-	-	-
Copayments	-	-	-
Subrogation and Corrdination of Benefits	-	-	-
Subtotal Reinsurance, Copay, Subrogation	<u>-</u>	<u>-</u>	<u>-</u>
Total Hospital, Medical, MHS&S	<u>151,608,735</u>	<u>441,480,302</u>	<u>571,320,520</u>
Administration:			
Compensation	-	-	-
Direct and Allocated Admin expenses	-	-	-
Marketing	-	-	-
Interest Expense	-	-	-
Premium Tax Expense	24,166,077	37,497,613	47,772,423
Occupancy, Depreciation, and Amortization	-	-	-
Insurer Fee	-	-	10,378,036
Other Administration - Write-Ins	19,592,884	58,125,254	79,840,231
Fines and Penalties - Other Write-Ins	14,733	124,400	224,127
Total Administration Expenses	<u>43,773,695</u>	<u>95,747,267</u>	<u>138,214,817</u>
Total Expenses	<u>195,382,430</u>	<u>537,227,570</u>	<u>709,535,337</u>
Extraordinary Item	-	-	-
Provision for Income Tax	1,916,528	(3,295,220)	13,156,330
Net Income (Loss)	<u>(12,748,393)</u>	<u>(6,119,695)</u>	<u>14,055,148</u>
Write-Ins for Other Revenues:			
Total Other Revenues	-	-	-
Write-Ins for Other Medical and Hospital:			
Other Miscellaneous	5,592,830	21,897,728	15,369,779
Other Capitated Services	944	3,704	5,411
Total Other Medical and Hospital	<u>5,593,773</u>	<u>21,901,432</u>	<u>15,375,190</u>
Detail of Other MH and SAS:			
Other Miscellaneous	1,050,352	3,094,626	4,830,661
Total Other MH and SAS	<u>1,050,352</u>	<u>3,094,626</u>	<u>4,830,661</u>
Write-Ins for Other Administration:			
Administrative Services Fee	15,074,451	44,711,252	61,171,151
Behaviorial Healthcare Services	1,514,462	4,573,336	6,390,070
Spectera Administration Fees	-	-	-
Other Miscellaneous	3,003,972	8,840,666	12,279,011
Total Other Administration	<u>19,592,884</u>	<u>58,125,254</u>	<u>79,840,231</u>

UnitedHealthcare Community Plan - West Tennessee
Report 2A - TennCare Income Statement
West Tennessee CRA 2.30.14.3.3 and 2.30.14.3.4

	Current Qtr YTD Total as of 9/30/2017	YTD Total as of 09/30/2017	Prior Year as of 12/31/2016
Member Months	380,716	1,164,578	1,696,174
Revenues:			
TennCare Capitation	129,646,327	400,217,967	526,108,093
Other Revenue - TennCare Bonuses	1	-	151,636
Other Revenue - ECF Administration Revenue	2	223,910	-
Other Revenue - Estimated TennCare Health Insurer Reimbursement Fee	-	-	11,973,253
STAT Adjustments	9,324,381	1,778,463	8,533,298
Total Revenues	402,220,340	402,220,340	546,766,280
Estimated Expenses:			
Hospital and Medical (w/o Mental Health)			
Capitated Physician Services	-	-	-
Fee-for Service Physician Services	16,277,452	51,642,821	70,012,134
Inpatient Hospital Services	18,067,514	57,088,946	75,961,507
Outpatient Hospital Services	10,777,737	34,962,951	45,059,312
Emergency Room Services	6,327,360	20,403,042	28,450,747
Dental Services	-	-	-
Vision Services	(8,500)	2,329,270	1,673,709
Pharmacy Services	-	-	-
Home Health Services	470,919	1,443,317	1,828,660
Chiropractic Services	-	-	-
Radiology Services	1,052,074	3,421,386	4,408,379
Laboratory Services	1,227,704	4,304,861	6,316,956
Durable Medical Equipment Services	1,577,033	4,942,492	6,867,538
Transportation Services	814,041	3,858,763	8,534,376
Outside Referrals	-	-	-
Medical Incentive Pool and Withhold Adj	-	-	-
Occupancy, Depreciation and Amortization	-	-	-
Nursing Facility Care	23,265,006	65,356,790	80,222,834
HCBS Services	9,030,403	25,945,757	32,612,609
Other Medical and Hospital Services - Write-Ins	4,265,914	16,721,094	11,244,748
Subtotal Medical and Hospital	93,144,657	292,421,490	373,193,510
Mental Health and Substance Abuse Services			
Inpatient Psychiatric Facility Services	2,915,399	8,016,462	9,013,779
Inpatient Substance Abuse Treatment and Detox	120,613	424,814	590,790
Outpatient Mental Health Services	1,722,770	3,265,973	1,756,438
Outpatient Substance Abuse Treatment and Detox	122,895	388,413	512,673
Housing/Residential Treatment	914,936	2,862,756	3,446,150
Specialized Crisis Services	12,754	25,121	48,413
Psychiatric Rehab and Support Services	1,992,645	5,239,004	7,564,452
Case Management	1,088,485	2,019,824	5,994,619
Forensics	-	-	-
Other Judicial	-	-	-
Pharmacy	-	-	-
Lab Services	-	-	-
Transportation	31,083	51,954	27,126
Medical Incentive Pool and Withhold Adjustments	-	-	-
Occupancy, Depreciation and Amortization	-	-	-
Other Mental Health and Substance Abuse Services	75,290	200,981	215,720
PCP and Specialist Services	-	-	-
Other Mental Health Services - Write-Ins	605,929	2,002,191	2,599,355
Subtotal MH&SAS	9,602,798	24,497,492	31,769,515
Subtotal Hospital, Medical, MH&SAS, CHOICES	102,747,455	316,918,982	404,963,025
LESS:			
Net Reinsurance Recoveries Incurred	-	-	-
Copayments	-	-	-
Subrogation and Corrdination of Benefits	-	-	-
Subtotal Reinsurance, Copay, Subrogation	-	-	-
Total Hospital, Medical, MHS&S	102,747,455	316,918,982	404,963,025
Administration:			
Compensation	-	-	-
Direct and Allocated Admin expenses	-	-	-
Marketing	-	-	-
Interest Expense	-	-	-
Premium Tax Expense	18,244,318	27,420,551	35,434,635
Occupancy, Depreciation, and Amortization	-	-	-
Insurer Fee	-	-	7,315,657
Other Administration - Write-Ins	14,371,443	43,873,786	58,080,588
Fines and Penalties - Other Write-Ins	6,233	(292,322)	149,888
Total Administration Expenses	32,621,995	71,002,015	100,980,769
Total Expenses	135,369,450	387,920,997	505,943,793
Extraordinary Item	-	-	-
Provision for Income Tax	1,338,809	5,004,770	16,848,350
Net Income (Loss)	2,486,360	9,294,573	23,974,136
Write-Ins for Other Revenues:			
Total Other Revenues	-	-	-
Write-Ins for Other Medical and Hospital:			
Other Miscellaneous	4,265,914	16,719,744	11,243,736
Other Capitated Services	-	1,350	1,012
Total Other Medical and Hospital	4,265,914	16,721,094	11,244,748
Detail of Other MH and SAS:			
Other Miscellaneous	605,929	2,002,191	2,599,355
Total Other MH and SAS	605,929	2,002,191	2,599,355
Write-Ins for Other Administration:			
Administrative Services Fee	11,393,880	34,688,041	44,785,357
Behaviorial Healthcare Services	1,068,004	3,309,080	4,840,487
Spectera Administration Fees	-	-	-
Other Miscellaneous	1,909,559	5,876,665	8,454,744
Total Other Administration	14,371,443	43,873,786	58,080,588



HEALTH QUARTERLY STATEMENT

AS OF SEPTEMBER 30, 2017
OF THE CONDITION AND AFFAIRS OF THE

UnitedHealthcare Plan of the River Valley, Inc.

NAIC Group Code 0707 0707 NAIC Company Code 95378 Employer's ID Number 36-3379945
(Current) (Prior)

Organized under the Laws of Illinois, State of Domicile or Port of Entry IL

Country of Domicile United States of America

Licensed as business type: Health Maintenance Organization

Is HMO Federally Qualified? Yes [] No [X]

Incorporated/Organized 08/05/1985 Commenced Business 12/19/1985

Statutory Home Office 1300 River Drive, Suite 200, Moline, IL, US 61265
(Street and Number) (City or Town, State, Country and Zip Code)

Main Administrative Office 1300 River Drive, Suite 200
(Street and Number)
Moline, IL, US 61265 309-736-4600
(City or Town, State, Country and Zip Code) (Area Code) (Telephone Number)

Mail Address 9700 Health Care Lane, MN017-E900, Minnetonka, MN, US 55343
(Street and Number or P.O. Box) (City or Town, State, Country and Zip Code)

Primary Location of Books and Records 1300 River Drive, Suite 200
(Street and Number)
Moline, IL, US 61265 309-736-4600
(City or Town, State, Country and Zip Code) (Area Code) (Telephone Number)

Internet Website Address UHCRiverValley.com

Statutory Statement Contact Micah Forrest Wenck, 952-979-6175
(Name) (Area Code) (Telephone Number)
micah_1_wenck@uhc.com, 952-979-7825
(E-mail Address) (FAX Number)

OFFICERS

Chief Financial Officer James Wesley Kelly Secretary Christina Regina Palme-Krizak
Treasurer Robert Worth Oberrender

OTHER

Robert Andersen Broomfield #, President, Commercial Nyle Brent Cottingham, Vice President Rita Faye Johnson-Mills, President, Medicaid Division
Heather Anastasia Lang Jacobsen, Assistant Secretary Kimberly Grace Perry D.O. #, Chief Medical Officer

DIRECTORS OR TRUSTEES

William Kenneth Appelgate Ph.D. Robert Andersen Broomfield # James Edward Hecker
Rita Faye Johnson-Mills James Wesley Kelly Cathie Sue Whiteside
Scott Edward Williams Yasmine Herminia Winkler #

State of Kansas State of Minnesota State of _____
County of Johnson County of Hennepin County of _____

The officers of this reporting entity being duly sworn, each depose and say that they are the described officers of said reporting entity, and that on the reporting period stated above, all of the herein described assets were the absolute property of the said reporting entity, free and clear from any liens or claims thereon, except as herein stated, and that this statement, together with related exhibits, schedules and explanations therein contained, annexed or referred to, is a full and true statement of all the assets and liabilities and of the condition and affairs of the said reporting entity as of the reporting period stated above, and of its income and deductions therefrom for the period ended, and have been completed in accordance with the NAIC Annual Statement Instructions and Accounting Practices and Procedures manual except to the extent that: (1) state law may differ; or, (2) that state rules or regulations require differences in reporting not related to accounting practices and procedures, according to the best of their information, knowledge and belief, respectively. Furthermore, the scope of this attestation by the described officers also includes the related corresponding electronic filing with the NAIC, when required, that is an exact copy (except for formatting differences due to electronic filing) of the enclosed statement. The electronic filing may be requested by various regulators in lieu of or in addition to the enclosed statement.

[Signature]
Robert Andersen Broomfield
President, Commercial

[Signature]
Christina Regina Palme-Krizak
Secretary

Subscribed and sworn to before me this 25th day of October 2017

Subscribed and sworn to before me this 19th day of October

Subscribed and sworn to before me this _____ day of _____

JEANNIE FIGGE
Notary Public - State of Kansas
My Appointment Expires 1/3/2021



Is this an original filing?..... Yes [X] No []
no, b.
1. State the amendment number.....
2. Date filed.....
3. Number of pages attached.....

ASSETS

	Current Statement Date			4 December 31 Prior Year Net Admitted Assets
	1 Assets	2 Nonadmitted Assets	3 Net Admitted Assets (Cols. 1 - 2)	
1. Bonds	579,852,815	0	579,852,815	622,912,801
2. Stocks:				
2.1 Preferred stocks	0	0	0	0
2.2 Common stocks	0	0	0	0
3. Mortgage loans on real estate:				
3.1 First liens	0	0	0	0
3.2 Other than first liens.....	0	0	0	0
4. Real estate:				
4.1 Properties occupied by the company (less \$0 encumbrances)	0	0	0	0
4.2 Properties held for the production of income (less \$0 encumbrances)	0	0	0	0
4.3 Properties held for sale (less \$0 encumbrances)	0	0	0	0
5. Cash (\$26,818,454), cash equivalents (\$0) and short-term investments (\$121,546,951)	148,365,405	0	148,365,405	94,347,087
6. Contract loans (including \$0 premium notes)	0	0	0	0
7. Derivatives	0	0	0	0
8. Other invested assets	14,347,580	0	14,347,580	15,752,782
9. Receivables for securities	2,950,000	0	2,950,000	5,873,349
10. Securities lending reinvested collateral assets	0	0	0	0
11. Aggregate write-ins for invested assets	0	0	0	0
12. Subtotals, cash and invested assets (Lines 1 to 11)	745,515,800	0	745,515,800	738,886,019
13. Title plants less \$0 charged off (for Title insurers only)	0	0	0	0
14. Investment income due and accrued	4,332,298	0	4,332,298	5,543,108
15. Premiums and considerations:				
15.1 Uncollected premiums and agents' balances in the course of collection	162,423,693	46,294	162,377,399	54,408,461
15.2 Deferred premiums, agents' balances and installments booked but deferred and not yet due (including \$0 earned but unbilled premiums)	0	0	0	0
15.3 Accrued retrospective premiums (\$0) and contracts subject to redetermination (\$131,048,324)	130,295,109	0	130,295,109	170,251,119
16. Reinsurance:				
16.1 Amounts recoverable from reinsurers	0	0	0	0
16.2 Funds held by or deposited with reinsured companies	0	0	0	0
16.3 Other amounts receivable under reinsurance contracts	0	0	0	0
17. Amounts receivable relating to uninsured plans	5,624,451	66,797	5,557,654	19,622,910
18.1 Current federal and foreign income tax recoverable and interest thereon	0	0	0	0
18.2 Net deferred tax asset	23,907,646	5,039,555	18,868,091	39,295,962
19. Guaranty funds receivable or on deposit	492,322	0	492,322	1,080,390
20. Electronic data processing equipment and software	0	0	0	0
21. Furniture and equipment, including health care delivery assets (\$0)	0	0	0	0
22. Net adjustment in assets and liabilities due to foreign exchange rates	0	0	0	0
23. Receivables from parent, subsidiaries and affiliates	0	0	0	0
24. Health care (\$40,823,469) and other amounts receivable	62,099,614	21,276,145	40,823,469	32,485,651
25. Aggregate write-ins for other than invested assets	21,458	21,458	0	1,481,609
26. Total assets excluding Separate Accounts, Segregated Accounts and Protected Cell Accounts (Lines 12 to 25)	1,134,712,391	26,450,249	1,108,262,142	1,063,055,229
27. From Separate Accounts, Segregated Accounts and Protected Cell Accounts	0	0	0	0
28. Total (Lines 26 and 27)	1,134,712,391	26,450,249	1,108,262,142	1,063,055,229
DETAILS OF WRITE-INS				
1101.				
1102.				
1103.				
1198. Summary of remaining write-ins for Line 11 from overflow page	0	0	0	0
1199. Totals (Lines 1101 through 1103 plus 1198)(Line 11 above)	0	0	0	0
2501. Liquidated Damages Receivable	13,000	13,000	0	1,087,000
2502. Prepaid Commissions	6,386	6,386	0	0
2503. Provider Overpayments Interest Receivable	1,235	1,235	0	0
2598. Summary of remaining write-ins for Line 25 from overflow page	837	837	0	394,609
2599. Totals (Lines 2501 through 2503 plus 2598)(Line 25 above)	21,458	21,458	0	1,481,609

LIABILITIES, CAPITAL AND SURPLUS

	Current Period			Prior Year
	1 Covered	2 Uncovered	3 Total	4 Total
1. Claims unpaid (less \$0 reinsurance ceded)	373,351,875	0	373,351,875	346,839,496
2. Accrued medical incentive pool and bonus amounts	4,484,300	0	4,484,300	5,905,646
3. Unpaid claims adjustment expenses	4,905,678	0	4,905,678	4,881,947
4. Aggregate health policy reserves, including the liability of \$56,890,876 for medical loss ratio rebate per the Public Health Service Act	102,229,834	0	102,229,834	107,379,386
5. Aggregate life policy reserves	0	0	0	0
6. Property/casualty unearned premium reserve	0	0	0	0
7. Aggregate health claim reserves	1,408,542	0	1,408,542	1,318,923
8. Premiums received in advance	67,136,394	0	67,136,394	2,825,537
9. General expenses due or accrued	40,097,875	0	40,097,875	43,106,891
10.1 Current federal and foreign income tax payable and interest thereon (including \$0 on realized gains (losses))	18,963,908	0	18,963,908	19,389,288
10.2 Net deferred tax liability	0	0	0	0
11. Ceded reinsurance premiums payable	322,345	0	322,345	376,146
12. Amounts withheld or retained for the account of others	35,040	0	35,040	170,139
13. Remittances and items not allocated	2,247	0	2,247	246,923
14. Borrowed money (including \$0 current) and interest thereon \$0 (including \$0 current)	0	0	0	0
15. Amounts due to parent, subsidiaries and affiliates	26,520,113	0	26,520,113	86,634,572
16. Derivatives	0	0	0	0
17. Payable for securities	2,328,334	0	2,328,334	1,051,101
18. Payable for securities lending	0	0	0	0
19. Funds held under reinsurance treaties (with \$0 authorized reinsurers, \$0 unauthorized reinsurers and \$0 certified reinsurers)	0	0	0	0
20. Reinsurance in unauthorized and certified (\$0) companies	0	0	0	0
21. Net adjustments in assets and liabilities due to foreign exchange rates	0	0	0	0
22. Liability for amounts held under uninsured plans	20,461,366	0	20,461,366	8,180,388
23. Aggregate write-ins for other liabilities (including \$22,497 current)	22,497	0	22,497	439,778
24. Total liabilities (Lines 1 to 23)	662,270,348	0	662,270,348	628,746,161
25. Aggregate write-ins for special surplus funds	XXX	XXX	48,550,408	0
26. Common capital stock	XXX	XXX	610,000	610,000
27. Preferred capital stock	XXX	XXX	0	0
28. Gross paid in and contributed surplus	XXX	XXX	44,977,137	44,977,137
29. Surplus notes	XXX	XXX	0	0
30. Aggregate write-ins for other than special surplus funds	XXX	XXX	1,500,000	1,500,000
31. Unassigned funds (surplus)	XXX	XXX	350,354,249	387,221,931
32. Less treasury stock, at cost:				
32.10 shares common (value included in Line 26 \$0)	XXX	XXX	0	0
32.20 shares preferred (value included in Line 27 \$0)	XXX	XXX	0	0
33. Total capital and surplus (Lines 25 to 31 minus Line 32)	XXX	XXX	445,991,794	434,309,068
34. Total liabilities, capital and surplus (Lines 24 and 33)	XXX	XXX	1,108,262,142	1,063,055,229
DETAILS OF WRITE-INS				
2301. Accrued Fines and Penalties	15,200	0	15,200	432,481
2302. Unclaimed Property	7,297	0	7,297	7,297
2303.				
2398. Summary of remaining write-ins for Line 23 from overflow page	0	0	0	0
2399. Totals (Lines 2301 through 2303 plus 2398)(Line 23 above)	22,497	0	22,497	439,778
2501. Section 9010 ACA Subsequent Fee Year Assessment	XXX	XXX	48,550,408	0
2502.	XXX	XXX		
2503.	XXX	XXX		
2598. Summary of remaining write-ins for Line 25 from overflow page	XXX	XXX	0	0
2599. Totals (Lines 2501 through 2503 plus 2598)(Line 25 above)	XXX	XXX	48,550,408	0
3001. Statutory Fund	XXX	XXX	1,500,000	1,500,000
3002.	XXX	XXX		
3003.	XXX	XXX		
3098. Summary of remaining write-ins for Line 30 from overflow page	XXX	XXX	0	0
3099. Totals (Lines 3001 through 3003 plus 3098)(Line 30 above)	XXX	XXX	1,500,000	1,500,000

STATEMENT OF REVENUE AND EXPENSES

	Current Year To Date		Prior Year To Date	Prior Year Ended December 31
	1 Uncovered	2 Total	3 Total	4 Total
1. Member Months	XXX	6,495,269	6,365,875	8,628,554
2. Net premium income (including \$ 0 non-health premium income)	XXX	2,945,747,999	2,598,871,675	3,555,937,859
3. Change in unearned premium reserves and reserve for rate credits	XXX	(80,558,007)	(2,376,852)	35,431,303
4. Fee-for-service (net of \$ 0 medical expenses)	XXX	0	0	0
5. Risk revenue	XXX	0	0	0
6. Aggregate write-ins for other health care related revenues	XXX	0	0	0
7. Aggregate write-ins for other non-health revenues	XXX	0	0	0
8. Total revenues (Lines 2 to 7)	XXX	2,865,189,992	2,596,494,823	3,591,369,162
Hospital and Medical:				
9. Hospital/medical benefits	0	2,251,883,810	1,993,498,934	2,711,284,175
10. Other professional services	0	18,649,520	13,862,597	20,723,071
11. Outside referrals	0	0	0	0
12. Emergency room and out-of-area	0	0	0	0
13. Prescription drugs	0	160,476,674	120,417,971	170,837,345
14. Aggregate write-ins for other hospital and medical	0	0	0	0
15. Incentive pool, withhold adjustments and bonus amounts	0	1,671,024	7,807,299	10,103,508
16. Subtotal (Lines 9 to 15)	0	2,432,681,028	2,135,586,801	2,912,948,099
Less:				
17. Net reinsurance recoveries	0	0	0	0
18. Total hospital and medical (Lines 16 minus 17)	0	2,432,681,028	2,135,586,801	2,912,948,099
19. Non-health claims (net)	0	0	0	0
20. Claims adjustment expenses, including \$ 92,886,545 cost containment expenses	0	139,211,859	138,139,139	177,953,618
21. General administrative expenses	0	259,915,697	278,518,669	380,589,931
22. Increase in reserves for life and accident and health contracts (including \$ 0 increase in reserves for life only)	0	(38,601,000)	(14,212,000)	(38,464,000)
23. Total underwriting deductions (Lines 18 through 22)	0	2,793,207,584	2,538,032,609	3,433,027,648
24. Net underwriting gain or (loss) (Lines 8 minus 23)	XXX	71,982,408	58,462,214	158,341,514
25. Net investment income earned	0	7,740,898	7,618,279	10,122,102
26. Net realized capital gains (losses) less capital gains tax of \$ 339,246	0	581,530	1,854,304	2,390,467
27. Net investment gains (losses) (Lines 25 plus 26)	0	8,322,428	9,472,583	12,512,569
28. Net gain or (loss) from agents' or premium balances charged off [(amount recovered \$ 56,367) (amount charged off \$ (15,566))]	0	40,801	(228,659)	(215,679)
29. Aggregate write-ins for other income or expenses	0	35,095	(385,681)	(477,467)
30. Net income or (loss) after capital gains tax and before all other federal income taxes (Lines 24 plus 27 plus 28 plus 29)	XXX	80,380,732	67,320,457	170,160,937
31. Federal and foreign income taxes incurred	XXX	9,447,374	21,664,546	44,162,380
32. Net income (loss) (Lines 30 minus 31)	XXX	70,933,358	45,655,911	125,998,557
DETAILS OF WRITE-INS				
0601.	XXX			
0602.	XXX			
0603.	XXX			
0698. Summary of remaining write-ins for Line 6 from overflow page	XXX	0	0	0
0699. Totals (Lines 0601 through 0603 plus 0698)(Line 6 above)	XXX	0	0	0
0701.	XXX			
0702.	XXX			
0703.	XXX			
0798. Summary of remaining write-ins for Line 7 from overflow page	XXX	0	0	0
0799. Totals (Lines 0701 through 0703 plus 0798)(Line 7 above)	XXX	0	0	0
1401.				
1402.				
1403.				
1498. Summary of remaining write-ins for Line 14 from overflow page	0	0	0	0
1499. Totals (Lines 1401 through 1403 plus 1498)(Line 14 above)	0	0	0	0
2901. Fines & Penalties – Paid and Accrued	0	35,095	(385,681)	(477,467)
2902.				
2903.				
2998. Summary of remaining write-ins for Line 29 from overflow page	0	0	0	0
2999. Totals (Lines 2901 through 2903 plus 2998)(Line 29 above)	0	35,095	(385,681)	(477,467)

STATEMENT OF REVENUE AND EXPENSES (Continued)

	1 Current Year to Date	2 Prior Year to Date	3 Prior Year Ended December 31
CAPITAL AND SURPLUS ACCOUNT			
33. Capital and surplus prior reporting year.....	434,309,068	423,305,536	423,305,536
34. Net income or (loss) from Line 32.....	70,933,358	45,655,911	125,998,557
35. Change in valuation basis of aggregate policy and claim reserves.....	0	0	0
36. Change in net unrealized capital gains (losses) less capital gains tax of \$.....	0	0	0
37. Change in net unrealized foreign exchange capital gain or (loss).....	0	0	0
38. Change in net deferred income tax.....	(20,427,871)	(12,822,512)	(21,841,931)
39. Change in nonadmitted assets.....	11,177,239	(394,723)	(9,153,094)
40. Change in unauthorized and certified reinsurance.....	0	0	0
41. Change in treasury stock.....	0	0	0
42. Change in surplus notes.....	0	0	0
43. Cumulative effect of changes in accounting principles.....	0	0	0
44. Capital Changes:			
44.1 Paid in.....	0	0	0
44.2 Transferred from surplus (Stock Dividend).....	0	0	0
44.3 Transferred to surplus.....	0	0	0
45. Surplus adjustments:			
45.1 Paid in.....	0	0	0
45.2 Transferred to capital (Stock Dividend).....	0	0	0
45.3 Transferred from capital.....	0	0	0
46. Dividends to stockholders.....	(50,000,000)	(59,000,000)	(84,000,000)
47. Aggregate write-ins for gains or (losses) in surplus.....	0	0	0
48. Net change in capital & surplus (Lines 34 to 47).....	11,682,726	(26,561,324)	11,003,532
49. Capital and surplus end of reporting period (Line 33 plus 48)	445,991,794	396,744,212	434,309,068
DETAILS OF WRITE-INS			
4701.			
4702.			
4703.			
4798. Summary of remaining write-ins for Line 47 from overflow page.....	0	0	0
4799. Totals (Lines 4701 through 4703 plus 4798)(Line 47 above)	0	0	0

CASH FLOW

	1 Current Year To Date	2 Prior Year To Date	3 Prior Year Ended December 31
Cash from Operations			
1. Premiums collected net of reinsurance	2,894,894,629	2,439,195,095	3,313,876,576
2. Net investment income	17,039,607	17,116,407	21,368,453
3. Miscellaneous income	0	264,000	264,000
4. Total (Lines 1 to 3)	2,911,934,236	2,456,575,502	3,335,509,029
5. Benefit and loss related payments	2,404,434,839	2,105,111,330	2,863,700,335
6. Net transfers to Separate Accounts, Segregated Accounts and Protected Cell Accounts	0	0	0
7. Commissions, expenses paid and aggregate write-ins for deductions	374,093,057	418,266,074	567,434,470
8. Dividends paid to policyholders	0	0	0
9. Federal and foreign income taxes paid (recovered) net of \$0 tax on capital gains (losses)	10,212,000	(7,053,472)	(2,825,473)
10. Total (Lines 5 through 9)	2,788,739,896	2,516,323,933	3,428,309,332
11. Net cash from operations (Line 4 minus Line 10)	123,194,340	(59,748,431)	(92,800,303)
Cash from Investments			
12. Proceeds from investments sold, matured or repaid:			
12.1 Bonds	159,010,231	192,336,977	275,192,866
12.2 Stocks	0	0	0
12.3 Mortgage loans	0	0	0
12.4 Real estate	0	0	0
12.5 Other invested assets	2,426	0	97,151
12.6 Net gains or (losses) on cash, cash equivalents and short-term investments	0	1,946	2,843
12.7 Miscellaneous proceeds	4,200,582	1,469,020	0
12.8 Total investment proceeds (Lines 12.1 to 12.7)	163,213,239	193,807,943	275,292,860
13. Cost of investments acquired (long-term only):			
13.1 Bonds	121,726,122	222,344,062	286,515,204
13.2 Stocks	0	0	0
13.3 Mortgage loans	0	0	0
13.4 Real estate	0	0	0
13.5 Other invested assets	0	9,387	9,387
13.6 Miscellaneous applications	0	0	5,997,996
13.7 Total investments acquired (Lines 13.1 to 13.6)	121,726,122	222,353,449	292,522,587
14. Net increase (or decrease) in contract loans and premium notes	0	0	0
15. Net cash from investments (Line 12.8 minus Line 13.7 and Line 14)	41,487,117	(28,545,506)	(17,229,727)
Cash from Financing and Miscellaneous Sources			
16. Cash provided (applied):			
16.1 Surplus notes, capital notes	0	0	0
16.2 Capital and paid in surplus, less treasury stock	0	0	0
16.3 Borrowed funds	0	0	0
16.4 Net deposits on deposit-type contracts and other insurance liabilities	0	0	0
16.5 Dividends to stockholders	50,000,000	59,000,000	84,000,000
16.6 Other cash provided (applied)	(60,663,139)	(39,941,683)	23,411,612
17. Net cash from financing and miscellaneous sources (Line 16.1 through Line 16.4 minus Line 16.5 plus Line 16.6)	(110,663,139)	(98,941,683)	(60,588,388)
RECONCILIATION OF CASH, CASH EQUIVALENTS AND SHORT-TERM INVESTMENTS			
18. Net change in cash, cash equivalents and short-term investments (Line 11, plus Lines 15 and 17)	54,018,318	(187,235,619)	(170,618,418)
19. Cash, cash equivalents and short-term investments:			
19.1 Beginning of year	94,347,087	264,965,505	264,965,505
19.2 End of period (Line 18 plus Line 19.1)	148,365,405	77,729,886	94,347,087

Note: Supplemental disclosures of cash flow information for non-cash transactions:

--	--	--	--

STATEMENT AS OF SEPTEMBER 30, 2017 OF THE UnitedHealthcare Plan of the River Valley, Inc.

EXHIBIT OF PREMIUMS, ENROLLMENT AND UTILIZATION

	1 Total	Comprehensive (Hospital & Medical)		4 Medicare Supplement	5 Vision Only	6 Dental Only	7 Federal Employees Health Benefit Plan	8 Title XVIII Medicare	9 Title XIX Medicaid	10 Other
		2 Individual	3 Group							
Total Members at end of:										
1. Prior Year	749,280	21,743	29,418	0	0	0	2,498	45,725	649,896	0
2. First Quarter	725,784	21,904	28,160	0	0	0	2,343	48,047	625,330	0
3. Second Quarter	708,174	22,669	28,016	0	0	0	2,313	49,975	605,201	0
4. Third Quarter	709,936	21,804	28,017	0	0	0	2,241	51,061	606,813	0
5. Current Year	0	0	0	0	0	0	0	0	0	0
6. Current Year Member Months	6,495,269	205,369	250,310	0	0	0	20,031	442,151	5,577,408	0
Total Member Ambulatory Encounters for Period:										
7. Physician	5,746,025	104,173	185,193	0	0	0	24,891	997,018	4,434,750	0
8. Non-Physician	3,518,787	50,405	10,687	0	0	0	1,485	569,700	2,886,510	0
9. Total	9,264,812	154,578	195,880	0	0	0	26,376	1,566,718	7,321,260	0
10. Hospital Patient Days Incurred	3,034,822	1,984	4,425	0	0	0	857	126,079	2,901,477	0
11. Number of Inpatient Admissions	192,027	369	1,151	0	0	0	173	17,245	173,089	0
12. Health Premiums Written (a)	2,948,651,184	30,463,392	99,658,195	0	0	0	12,369,860	582,515,364	2,223,644,373	0
13. Life Premiums Direct	0	0	0	0	0	0	0	0	0	0
14. Property/Casualty Premiums Written	0	0	0	0	0	0	0	0	0	0
15. Health Premiums Earned	2,868,093,177	30,463,392	99,112,668	0	0	0	12,369,860	543,919,694	2,182,227,563	0
16. Property/Casualty Premiums Earned	0	0	0	0	0	0	0	0	0	0
17. Amount Paid for Provision of Health Care Services.....	2,404,434,839	24,856,091	79,239,031	0	0	0	11,214,032	402,006,402	1,887,119,283	0
18. Amount Incurred for Provision of Health Care Services	2,432,681,028	24,958,360	78,868,336	0	0	0	10,336,344	405,441,450	1,913,076,538	0

(a) For health premiums written: amount of Medicare Title XVIII exempt from state taxes or fees \$582,515,364

CLAIMS UNPAID AND INCENTIVE POOL, WITHHOLD AND BONUS (Reported and Unreported)

Aging Analysis of Unpaid Claims

1 Account	2 1 - 30 Days	3 31 - 60 Days	4 61 - 90 Days	5 91 - 120 Days	6 Over 120 Days	7 Total
Claims Unpaid (Reported)						
0299999 Aggregate accounts not individually listed-uncovered	0	0	0	0	0	0
0399999 Aggregate accounts not individually listed-covered	46,409,180	1,778,899	683,334	430,067	2,173,386	51,474,866
0499999 Subtotals	46,409,180	1,778,899	683,334	430,067	2,173,386	51,474,866
0599999 Unreported claims and other claim reserves						321,206,396
0699999 Total amounts withheld						670,613
0799999 Total claims unpaid						373,351,875
0899999 Accrued medical incentive pool and bonus amounts						4,484,300

UNDERWRITING AND INVESTMENT EXHIBIT

ANALYSIS OF CLAIMS UNPAID - PRIOR YEAR - NET OF REINSURANCE

Line of Business	Claims Paid Year to Date		Liability End of Current Quarter		5 Claims Incurred in Prior Years (Columns 1 + 3)	6 Estimated Claim Reserve and Claim Liability December 31 of Prior Year
	1 On Claims Incurred Prior to January 1 of Current Year	2 On Claims Incurred During the Year	3 On Claims Unpaid Dec. 31 of Prior Year	4 On Claims Incurred During the Year		
1. Comprehensive (hospital and medical)	10,308,604	93,705,185	579,433	15,035,989	10,888,037	15,713,611
2. Medicare Supplement	0	0	0	0	0	0
3. Dental Only	0	0	0	0	0	0
4. Vision Only	0	0	0	0	0	0
5. Federal Employees Health Benefits Plan	1,647,261	9,565,404	206,453	1,571,756	1,853,714	2,570,348
6. Title XVIII - Medicare	17,415,056	383,716,945	3,170,482	67,721,487	20,585,538	59,256,859
7. Title XIX - Medicaid	245,710,281	1,639,273,733	14,689,881	271,784,937	260,400,162	270,617,601
8. Other health	0	0	0	0	0	0
9. Health subtotal (Lines 1 to 8)	275,081,202	2,126,261,267	18,646,249	356,114,169	293,727,451	348,158,419
10. Healthcare receivables (a)	13,879,548	42,918,176	0	5,021,325	13,879,548	64,884,586
11. Other non-health	0	0	0	0	0	0
12. Medical incentive pools and bonus amounts	2,113,150	979,220	1,441,491	3,042,808	3,554,641	5,905,646
13. Totals (Lines 9-10+11+12)	263,314,804	2,084,322,311	20,087,740	354,135,652	283,402,544	289,179,479

(a) Excludes \$ 280,565 loans or advances to providers not yet expensed.

NOTES TO FINANCIAL STATEMENTS

1. SUMMARY OF SIGNIFICANT ACCOUNTING POLICIES

A. Accounting Practices

The statutory basis financial statements of UnitedHealthcare Plan of the River Valley, Inc. (the "Company") are presented on the basis of accounting practices prescribed and permitted by the Illinois Department of Insurance ("IDOI").

The IDOI recognizes only statutory accounting practices, prescribed and permitted by the State of Illinois, for determining and reporting the financial condition and results of operations of a health maintenance organization, for determining its solvency under Illinois Insurance Law. The state prescribes the use of the National Association of Insurance Commissioners' ("NAIC") Accounting Practices and Procedures manual ("NAIC SAP") in effect for the accounting periods covered in the statutory basis financial statements.

No significant differences exist between the practices prescribed and permitted by the State of Illinois and those prescribed and permitted by the NAIC SAP which materially affect the statutory basis net income and capital and surplus, as illustrated in the table below:

	SSAP #	F/S Page #	F/S Line #	September 30, 2017	December 31, 2016
Net Income					
(1) Company state basis (Page 4, Line 32, Columns 2 & 4)	XXX	XXX	XXX	\$ 70,933,358	\$ 125,998,557
(2) State prescribed practices that is an increase/(decrease) from NAIC SAP: None				-	-
(3) State permitted practices that is an increase/(decrease) from NAIC SAP: None				-	-
(4) NAIC SAP (1 - 2 - 3 = 4)	XXX	XXX	XXX	\$ 70,933,358	\$ 125,998,557
Capital and Surplus					
(5) Company state basis (Page 3, Line 33, Columns 3 & 4)	XXX	XXX	XXX	\$ 445,991,794	\$ 434,309,068
(6) State prescribed practices that is an increase/(decrease) from NAIC SAP: None				-	-
(7) State permitted practices that is an increase/(decrease) from NAIC SAP: None				-	-
(8) NAIC SAP (5 - 6 - 7 = 8)	XXX	XXX	XXX	\$ 445,991,794	\$ 434,309,068

B. Use of Estimates in the Preparation of the Statutory Basis Financial Statements

No significant change.

C. Accounting Policy

(1–5) No significant change.

(6) U.S. government and agency securities and corporate debt securities include loan-backed securities (mortgage-backed securities and asset-backed securities), which are valued using the retrospective adjustment methodology. Prepayment assumptions for the determination of the book/adjusted carrying value, commonly referred to as amortized cost, of loan-backed securities are based on a three-month constant prepayment rate history obtained from external data source vendors. The Company's investment policy limits investments in nonagency residential mortgage-backed securities, including home equity and sub-prime mortgages, to 10% of total cash and invested assets. Total combined investments in mortgage-backed securities and asset-backed securities cannot exceed more than 30% of total cash and invested assets.

(7–13) No significant change.

Recently Issued Accounting Standards — In March 2017, the NAIC revised Statement of Statutory Accounting Principles ("SSAP") No. 35R, *Guaranty Fund and Other Assessments* for the accounting and disclosure requirements related to the required discounting of liabilities and assets related to assessments from insolvencies of entities that wrote long-term care contracts. This revised guidance is effective for reporting periods after January 1, 2017. The Company adopted the revised accounting and disclosure requirements in 2017 and the impact is not expected to have a material impact to the

statutory basis financial statements. The Company reviewed all other recently issued guidance in 2017 and 2016 that has been adopted for 2017 or subsequent years' implementation and has determined that none of the items would have a significant impact to the statutory basis financial statements.

D. Going Concern

No significant change.

2. ACCOUNTING CHANGES AND CORRECTION OF ERRORS

No significant change.

3. BUSINESS COMBINATIONS AND GOODWILL

A–D. No significant change.

4. DISCONTINUED OPERATIONS

A. Discontinued Operation Disposed of or Classified as Held for Sale

(1–4) No significant change.

B. Change in Plan of Sale of Discontinued Operations — Not applicable.

C. Nature of any Significant Continuing Involvement with Discontinued Operations after Disposal — Not applicable.

D. Equity Interest Retained in the Discontinued Operation after Disposal — Not applicable.

5. INVESTMENTS AND OTHER INVESTED ASSETS

A. Mortgage Loans, including Mezzanine Real Estate Loans

No significant change.

B. Debt Restructuring

No significant change.

C. Reverse Mortgages

No significant change.

D. Loan-Backed Securities

(1) U.S. government and agency securities and corporate debt securities include loan-backed securities, which are valued using the retrospective adjustment methodology. Prepayment assumptions for the determination of the amortized cost of loan-backed securities are based on a three-month constant prepayment rate history obtained from external data source vendors.

(2) The Company did not recognize any other-than-temporary impairments (“OTTIs”) on loan-backed securities as of September 30, 2017.

(3) As of September 30, 2017, the Company did not have any loan-backed securities with an OTTI to report by CUSIP.

- (4) The following table illustrates the fair value, gross unrealized losses, and length of time that the loan-backed securities have been in a continuous unrealized loss position as of September 30, 2017 and December 31, 2016:

	September 30, 2017
The aggregate amount of unrealized losses:	
1. Less than 12 months	\$ 622,899
2. 12 Months or longer	346,367
The aggregate related fair value of securities with unrealized losses:	
1. Less than 12 months	62,659,337
2. 12 Months or longer	12,095,008
	December 31, 2016
The aggregate amount of unrealized losses:	
1. Less than 12 months	\$ 1,199,996
2. 12 Months or longer	346,250
The aggregate related fair value of securities with unrealized losses:	
1. Less than 12 months	68,724,385
2. 12 Months or longer	8,999,528

- (5) The Company believes that it will collect all principal and interest due on all investments that have an amortized cost in excess of fair value. The unrealized losses as of September 30, 2017 were primarily caused by interest rate increases and not by unfavorable changes in the credit ratings associated with these securities.

E. Repurchase Agreements and/or Securities Lending Transactions

No significant change.

F. Real Estate

No significant change.

G. Low-Income Housing Tax Credits ("LIHTC")

No significant change.

H. Restricted Assets

No significant change.

I. Working Capital Finance Investments

Not applicable.

J. Offsetting and Netting of Assets and Liabilities

The Company does not have any offsetting or netting of assets and liabilities as it relates to derivatives, repurchase and reverse repurchase agreements, and securities borrowing and securities lending activities.

K. Structured Notes

The Company does not have any structured notes.

L. 5* Securities

The Company does not have any investments with an NAIC designation of 5* as of September 30, 2017 and December 31, 2016.

M. Short Sales

Not applicable.

N. Prepayment Penalty and Acceleration Fees

Not applicable.

6. JOINT VENTURES, PARTNERSHIPS, AND LIMITED LIABILITY COMPANIES

A–B. No significant change.

7. INVESTMENT INCOME

A–B. No significant change.

8. DERIVATIVE INSTRUMENTS

A–F. No significant change.

9. INCOME TAXES

A. The Company's net deferred tax asset decreased \$20,427,871 from December 31, 2016 to September 30, 2017 as a result of the decrease in the premium deficiency reserve (see Note 30), period over period change in paid in advance premiums, period over period change in nonadmitted assets, and purchased amortization. The change in net deferred income taxes, excluding the impact of the change in the premium deficiency reserve and nonadmitted assets, had a corresponding impact on the current federal income tax provision.

B–C. No significant change.

D. The ratio between the provision for federal income taxes incurred and net gain before federal income taxes and net realized capital gains has changed from the prior year primarily as a result of the annual health insurer fee ("HIF") under Section 9010 of the Patient Protection and Affordable Care Act ("ACA") which was included in the statutory basis statement of operations, but was non-deductible for income tax purposes in 2016. Due to the moratorium in 2017, there is no HIF included in the statutory basis statements of operations.

E–G. No significant change.

10. INFORMATION CONCERNING PARENT, SUBSIDIARIES, AND AFFILIATES

A–N. Material Related Party Transactions

As of September 30, 2017, the Company paid a dividend of \$50,000,000 to its parent (see Note 13).

11. DEBT

A–B. No significant change.

12. RETIREMENT PLANS, DEFERRED COMPENSATION, POSTEMPLOYMENT BENEFITS AND COMPENSATED ABSENCES, AND OTHER POSTRETIREMENT BENEFIT PLANS

A–I. The Company has no defined benefit plans, defined contribution plans, multiemployer plans, consolidated/holding company plans, postemployment benefits, and compensated absences plans and is not impacted by the Medicare Modernization Act on postretirement benefits, since all personnel are employees of United HealthCare Services, Inc. ("UHS"), which provides services to the Company under the terms of a management agreement.

13. CAPITAL AND SURPLUS, SHAREHOLDERS' DIVIDEND RESTRICTIONS, AND QUASI-REORGANIZATIONS

(1–3) No significant change.

(4) On June 5, 2017, the Company declared an ordinary cash dividend of \$50,000,000 to the sole shareholder, UnitedHealthcare Services Company of the River Valley, Inc. The dividend was paid on June 27, 2017. The ordinary dividend complied with the provisions set forth in the statutes of Illinois and Tennessee. The dividend was recorded as a reduction to unassigned surplus in the statutory basis statements of admitted assets, liabilities, and capital and surplus.

(5–13) No significant change.

14. LIABILITIES, CONTINGENCIES AND ASSESSMENTS

A–E. No significant change.

F. The Company has been, or is currently involved, in various governmental investigations, audits and reviews. These include routine, regular and special investigations, audits and reviews by Centers for Medicare and Medicaid Services ("CMS"), state insurance and health and welfare departments and other governmental authorities. Certain aspects of the Company's businesses have been reviewed or are currently under review, for reasons including compliance with coding and other requirements under the Medicare risk-adjustment model.

On February 14, 2017, the Department of Justice ("DOJ") announced its decision to pursue certain claims within a lawsuit initially asserted against the Company and filed under seal by a whistleblower in 2011. The whistleblower's complaint, which was unsealed on February 15, 2017,

alleges that the Company, along with a number of other Medicare Advantage plans, made improper risk adjustment submissions and violated the False Claims Act. On March 24, 2017, the DOJ intervened in a separate lawsuit initially asserted against the Company and filed by a whistleblower in 2009 concerning risk adjustment submissions by Medicare Advantage plans. On October 5, 2017, in one of the cases, the district court dismissed certain of the DOJ's claims with prejudice, and dismissed all of the DOJ's remaining claims with leave to file a further amended complaint. On October 12, 2017, the DOJ filed a notice of dismissal without prejudice of the case. The other case is now pending in the U.S. District Court for the Central District of California. The Company cannot reasonably estimate the outcome that may result from these matters given their current posture.

As of the date these statutory basis financial statements are available to be issued, the Company cannot reasonably estimate the financial impact related to the new membership transitioning to the Company effective December 1, 2017 as a result of one carrier withdrawing from the State of Iowa, Department of Human Services ("IA DHS"), Health Link product (see Note 22).

15. LEASES

A–B. No significant change.

16. INFORMATION ABOUT FINANCIAL INSTRUMENTS WITH OFF-BALANCE-SHEET RISK AND FINANCIAL INSTRUMENTS WITH CONCENTRATIONS OF CREDIT RISK

(1–4) No significant change.

17. SALE, TRANSFER, AND SERVICING OF FINANCIAL ASSETS AND EXTINGUISHMENTS OF LIABILITIES

A. The Company did not have any transfers of receivables reported as sales as of September 30, 2017 or December 31, 2016.

B. The Company did not have any transfer and servicing of financial assets as of September 30, 2017 or December 31, 2016.

C. No transactions involving wash sales of securities with an NAIC designation of 3 or below or unrated securities occurred as of September 30, 2017 or the year ended December 31, 2016.

18. GAIN OR LOSS TO THE REPORTING ENTITY FROM UNINSURED PLANS AND THE UNINSURED PORTION OF PARTIALLY INSURED PLANS

A. ASO Plans

Effective July 1, 2017, the Company has an administrative services only ("ASO") contract with TennCare for the Employment and Community First ("ECF") product for which the State of Tennessee Bureau of TennCare ("TennCare") retains all of the health care service risk, while the Company assumes the administrative risk. The Company has recorded ASO receivables for amounts due from TennCare for administering the ECF benefit of \$430,000 which is included in amounts receivable relating to uninsured plans in the statutory basis statements of admitted assets, liabilities, and capital and surplus. As of September 30, 2017 the Company has established a liability of \$77,400 for premium taxes payable on the ECF ASO revenue which is included in general expenses due or accrued in the statutory basis statements of admitted assets, liabilities, and capital and surplus.

The net gain from operations of the uninsured portion of ASO uninsured plans and the uninsured portion of partially insured plans are as follows:

	2017		
	ASO Uninsured Plans	Uninsured Portion of Partially Insured Plans	Total ASO
a. Net reimbursement for administrative expenses (including administrative fees) in excess of actual expenses	\$ 816,308	\$ -	\$ 816,308
b. Total net other income or expenses (including interest paid to or received from plans)	-	-	-
c. Net gain (loss) from operations	816,308	-	816,308
d. Total claim payment volume	720	-	720

B. ASC Plans.

The Company has no operations from Administrative Services Contracts.

C. Medicare or Other Similarly Structured Cost Based Reimbursement Contract

The Medicare Part D program is a partially insured plan. The Company recorded a receivable of \$0 and \$14,295,344 in amounts receivable relating to uninsured plans and also a payable of \$13,092,589 and \$0 in liability for amounts held under uninsured plan in the statutory basis statements of admitted assets, liabilities, and capital and surplus as of September 30, 2017 and December 31, 2016, respectively, for cost reimbursement under the Medicare Part D program for the catastrophic reinsurance and low-income member cost-sharing subsidies. The Company also recorded a payable of \$7,368,777 and \$8,180,388 as of September 30, 2017 and December 31, 2016, respectively, for the Medicare Part D Coverage Gap Discount Program in liability for amounts held under uninsured plans in the statutory basis statements of admitted assets, liabilities, and capital and surplus.

The Company participates in administering the payments for TennCare's pharmaceutical benefit manager. There is no risk to the Company as a result of these transactions. The Company recorded a premium tax receivable from TennCare of \$5,126,988 and \$5,327,566 and a corresponding premium tax payable of \$5,126,988 and \$5,327,566 as of September 30, 2017 and December 31, 2016, respectively, which is included in amounts receivable relating to uninsured plans and general expenses due or accrued, respectively, in the statutory basis statements of admitted assets, liabilities, and capital and surplus.

Effective April 1, 2016, the IA DHS has elected to administer enhanced rate payments to the Graduated Medical Education Program and the University of Iowa Health Care Physicians through non-risk reconciled payments. The IA DHS capitation rate is inclusive of the enhanced rate and the Company subsequently remits payment at agreed upon intervals to the Graduated Medical Education Program and the University of Iowa based on a detailed listing provided by the IA DHS. There is no risk to the Company as any excess or shortfall is 100% remitted or received back from the state. As of September 30, 2017, there is \$666 outstanding related to the enhanced rate payments in amounts receivable related to uninsured plans in the statutory basis statements of admitted assets, liabilities, and capital and surplus.

19. DIRECT PREMIUM WRITTEN/PRODUCED BY MANAGING GENERAL AGENTS/THIRD-PARTY ADMINISTRATORS

No significant change.

20. FAIR VALUE MEASUREMENT

The NAIC SAP defines fair value, establishes a framework for measuring fair value, and outlines the disclosure requirements related to fair value measurements. The fair value hierarchy is as follows:

Level 1 — Quoted (unadjusted) prices for identical assets in active markets.

Level 2 — Other observable inputs, either directly or indirectly, including:

- Quoted prices for similar assets in active markets;
- Quoted prices for identical or similar assets in nonactive markets (few transactions, limited information, noncurrent prices, high variability over time, etc.);
- Inputs other than quoted prices that are observable for the asset (interest rates, yield curves, volatilities, default rates, etc.);
- Inputs that are derived principally from or corroborated by other observable market data.

Level 3 — Unobservable inputs that cannot be corroborated by observable market data.

The estimated fair values of bonds and short-term investments are based on quoted market prices, where available. The Company obtains one price for each security primarily from a third-party pricing service ("pricing service"), which generally uses quoted prices or other observable inputs for the determination of fair value. The pricing service normally derives the security prices through recently reported trades for identical or similar securities, making adjustments through the reporting date based upon available observable market information. For securities not actively traded, the pricing service may use quoted market prices of comparable instruments or discounted cash flow analyses, incorporating inputs that are currently observable in the markets for similar securities. Inputs that are often used in the valuation methodologies include, but are not limited to, non-binding broker quotes, benchmark yields, credit spreads, default rates and prepayment speeds. As the Company is responsible for the determination of fair value, it performs quarterly analyses on the prices received from the pricing service to determine whether the prices are reasonable estimates of fair value. Specifically, the Company compares the prices received from the pricing service to a secondary pricing source; prices reported by its custodian, its investment consultant and

third-party investment advisors. Additionally, the Company compares changes in the reported market values and returns to relevant market indices to test the reasonableness of the reported prices. The Company's internal price verification procedures and review of fair value methodology documentation provided by independent pricing services have not historically resulted in an adjustment in the prices obtained from the pricing service.

In instances in which the inputs used to measure fair value fall into different levels of the fair value hierarchy, the fair value measurement has been determined based on the lowest-level input that is significant to the fair value measurement in its entirety. The Company's assessment of the significance of a particular item to the fair value measurement in its entirety requires judgment, including the consideration of inputs specific to the asset or liability.

A. Fair Value

- (1) The Company does not have any financial assets that are measured and reported at fair value in the statutory basis statements of admitted assets, liabilities, and capital and surplus at September 30, 2017 and December 31, 2016. However, the Company does consider its investments in LIHTC investments as a Level 3 investment even though no market valuation was required as of September 30, 2017 and December 31, 2016. As a result, these investments are excluded from being presented as a Level 3 security in the fair value hierarchy tables. Since there is no readily available market, these securities are recorded at book/adjusted carrying value and considered held to maturity as they will not be sold.
- (2) The Company's does consider its investments in LIHTC investments as a Level 3 investment as there is no readily available market. As a result, these investments are recorded and reported at book value of \$14,347,580 and \$15,752,782 at September 30, 2017 and December 31, 2016, respectively.
- (3) Transfers between fair value hierarchy levels, if any, are recorded as of the beginning of the reporting period in which the transfer occurs. There were no transfers between Levels 1, 2 or 3 of any financial assets or liabilities during the nine months ended September 30, 2017 and the year ended December 31, 2016.
- (4) **Investments** — Fair values of debt securities are based on quoted market prices, where available. The Company obtains one price for each security primarily from a pricing service, which generally uses quoted prices or other observable inputs for the determination of fair value. The pricing service normally derives the security prices through recently reported trades for identical or similar securities, and, if necessary, makes adjustments through the reporting date based upon available observable market information. For securities not actively traded, the pricing service may use quoted market prices of comparable instruments or discounted cash flow analyses, incorporating inputs that are currently observable in the markets for similar securities. Inputs that are often used in the valuation methodologies include, but are not limited to, benchmark yields, credit spreads, default rates, prepayment speeds and non-binding broker quotes. As the Company is responsible for the determination of fair value, it performs quarterly analyses on the prices received from the pricing service to determine whether the prices are reasonable estimates of fair value. Specifically, the Company compares the prices received from the pricing service to prices reported by a secondary pricing source, such as its custodian, its investment consultant and third-party investment advisors. Additionally, the Company compares changes in the reported market values and returns to relevant market indices to test the reasonableness of the reported prices. The Company's internal price verification procedures and reviews of fair value methodology documentation provided by independent pricing services have not historically resulted in adjustment in the prices obtained from the pricing service.

LIHTC Investments — The Company does consider its investments in LIHTC investments as a Level 3 investment even though no market valuation adjustment was required as of September 30, 2017 and December 31, 2016. As a result, these investments are excluded from being presented as a level 3 security in the financial hierarchy tables. Since there is no readily available market, these securities are recorded and reported at book/adjusted carrying value and considered held to maturity as they will not be sold. Should any contractual breakage occur that jeopardizes the ability to receive the tax credits associated with these securities, impairments will be recognized. As of September 30, 2017, all of these investments are performing in accordance with their original contract terms.
- (5) The Company has no derivative assets and liabilities to disclose.

B. Fair Value Combination — Not applicable.

C. Aggregate Fair Value Hierarchy

The aggregate fair value by hierarchy of all financial instruments as of September 30, 2017 and December 31, 2016, is presented in the table below:

September 30, 2017						
Types of Financial Investment	Aggregate Fair Value	Admitted Assets	(Level 1)	(Level 2)	(Level 3)	Not Practicable (Carrying Value)
U.S. government and agency securities	\$ 191,661,731	\$ 193,411,952	\$ 120,599,580	\$ 71,062,151	\$ -	\$ -
State and agency municipal securities	102,604,483	101,064,032	-	102,604,483	-	-
City and county municipal securities	95,988,851	94,540,322	-	95,988,851	-	-
Corporate debt securities (includes commercial paper)	213,058,438	212,526,053	-	213,058,438	-	-
Money-market funds	99,857,407	99,857,407	99,857,407	-	-	-
Other invested assets	14,347,580	14,347,580	-	-	14,347,580	-
Total bonds, short-term investments, and other invested assets	<u>\$ 717,518,490</u>	<u>\$ 715,747,346</u>	<u>\$ 220,456,987</u>	<u>\$ 482,713,923</u>	<u>\$ 14,347,580</u>	<u>\$ -</u>
December 31, 2016						
Types of Financial Investment	Aggregate Fair Value	Admitted Assets	(Level 1)	(Level 2)	(Level 3)	Not Practicable (Carrying Value)
U.S. government and agency securities	\$ 189,304,124	\$ 191,905,348	\$ 115,452,060	\$ 73,852,064	\$ -	\$ -
State and agency municipal securities	151,455,756	152,368,597	-	151,455,756	-	-
City and county municipal securities	103,351,930	103,959,091	-	103,351,930	-	-
Corporate debt securities (includes commercial paper)	193,764,155	194,348,543	-	193,764,155	-	-
Money-market funds	52,920,016	52,920,016	52,920,016	-	-	-
Other invested assets	15,752,782	15,752,782	-	-	15,752,782	-
Total bonds, short-term investments, and other invested assets	<u>\$ 706,548,763</u>	<u>\$ 711,254,377</u>	<u>\$ 168,372,076</u>	<u>\$ 522,423,905</u>	<u>\$ 15,752,782</u>	<u>\$ -</u>

Included as Level 1 in U.S. government and agency securities in the fair value hierarchy tables above are U.S. Treasury securities of \$120,599,580 and \$115,452,060 as of September 30, 2017 and December 31, 2016, respectively.

Included as Level 2 in corporate debt securities in the fair value hierarchy tables above are commercial paper investments of \$395,700 and \$3,436,925 as of September 30, 2017 and December 31, 2016, respectively. The commercial paper investments reflected in the tables above are included in short-term investments in the statutory basis statements of admitted assets, liabilities, and capital and surplus.

D. Not Practicable to Estimate Fair Value — Not applicable.**21. OTHER ITEMS**

The Company recorded receivables related to retroactive policies and estimated withholds of \$7,644,228 and \$1,029,523 as of December 31, 2016 for the State of Tennessee Bureau of TennCare Medicaid and CHOICES, respectively. As of September 30, 2017, the Company has collected \$9,434,273 and \$3,326,831 related to retroactive policies and estimated withholds related to these prior year balances for Medicaid and CHOICES, respectively. Currently, there is no accrual for TennCare retroactive receivables and estimated withholds for Medicaid and CHOICES remaining for the prior year. These amounts are included in accrued retrospective premiums and contracts subject to redetermination in the statutory basis financial statements as of September 30, 2017 and December 31, 2016.

The Company has recorded payables for estimated recoupments of \$17,287,198 for TennCare Medicaid and CHOICES, net as of December 31, 2016. As of September 30, 2017, \$12,591,253 has been recouped related to these prior year balances for Medicaid and CHOICES, net. Currently, there is \$5,907,912 estimated recoupments for Medicaid and CHOICES, net, remaining for the prior year. These amounts are included in aggregate health policy reserves in the statutory basis financial statements as of September 30, 2017 and December 31, 2016.

The Company continues to refine the estimated recoupments on the CHOICES product. The impact of further refining the estimates due to updated information and additional history with the CHOICES product could result in adjustments to the amounts previously reported as net premium income. However, the Company is unable to accurately estimate the financial impact of the change at this time and any change would be reflected in operating results in the period in which the change in the estimate is identified.

A–H. No significant change.

22. EVENTS SUBSEQUENT

Effective November 30, 2017, one carrier will be withdrawing from the IA DHS Health Link product. As a result, the Company is expecting to transition approximately 200,000 members into its existing membership base. The final membership impact will not be known until the 90 day transition period is complete in February 2018. The Company cannot reasonably estimate the financial impact associated with this new membership at the present time.

23. REINSURANCE

The Company is subject to the reinsurance provisions pursuant to the ACA for compliant individual policies (see Note 24).

A–D. No significant change.

24. RETROSPECTIVELY RATED CONTRACTS AND CONTRACTS SUBJECT TO REDETERMINATION

A–B. No significant change.

C. Pursuant to the ACA, the Company's commercial business is subject to retrospectively rated features based on the actual medical loss ratios experienced on the commercial lines of business. The formula is calculated pursuant to the ACA guidance. The total amount of direct premiums written for the commercial lines of business subject to the retrospectively rated features was \$99,658,195 and \$141,664,247, representing 3.4% and 4.0% of total direct premiums written as of September 30, 2017 and December 31, 2016, respectively.

Pursuant to the ACA, the Company's Medicare business is subject to retrospectively rated features based on the actual medical loss ratios experienced on the Medicare line of business. The formula is calculated pursuant to the ACA guidance. The total amount of direct premiums written for the Medicare line of business subject to the retrospectively rated features was \$582,515,364 and \$655,933,906, representing 19.8% and 18.4% of total direct premiums written as of September 30, 2017 and December 31, 2016, respectively.

The Company has Medicare Part D risk-corridor amounts from CMS which are subject to a retrospectively rated feature related to Part D premiums. The Company has estimated accrued retrospective premiums related to certain Part D premiums based on guidelines determined by CMS. The formula is tiered and based on the bid medical loss ratio. The amount of Medicare Part D direct premiums written subject to the retrospectively rated feature was \$38,206,952 and \$48,843,750 representing, 1.3% and 1.4% of total direct premiums written as of September 30, 2017 and December 31, 2016, respectively.

The Company has risk-adjustment amounts from CMS which are subject to a redetermination feature related to Medicare premiums. The Company has estimated premium adjustments for changes to each member's health scores based on guidelines determined by CMS. The total amount of Medicare direct premiums written for which a portion is subject to the redetermination feature was \$582,515,364 and \$655,933,906 representing, 19.8% and 18.4% of total direct premiums written as of September 30, 2017 and December 31, 2016, respectively.

During 2017 and 2016, the Company contracted with the federal government through the Office of Personnel Management to administer the Federal Employees Health Benefit Program. The Company is subject to rate adjustments through audits by the Office of Personnel Management. The amount of direct premiums written subject to the redetermination feature was \$12,369,860 and \$18,630,542 representing 0.4% and 0.5% of total direct premiums written as of September 30, 2017 and December 31, 2016, respectively.

The Medicaid contract with the State of Tennessee, has a redetermination feature for which a portion of total direct premiums written is at risk and can be returned to the Company based on various utilization measures. The total amount of direct premiums written from the Medicaid contract for which a portion is subject to the redetermination feature was \$1,434,334,965 and \$1,966,484,911, representing 48.6% and 55.2% of the Company's total direct premiums written as of September 30, 2017 and December 31, 2016, respectively.

The Medicaid contract with the State of Iowa, has a redetermination feature for which a portion of total direct premiums written is at risk and can be returned to the Company based on various utilization measures. The total amount of direct premiums written from the Medicaid contract for which a portion is subject to the redetermination feature was \$789,309,408 and \$717,857,711, representing 26.8% and 20.2% of the Company's total direct premiums written as of September 30, 2017 and December 31, 2016, respectively.

- D. The Company is required to maintain specific minimum loss ratios on the comprehensive commercial and Medicare lines of business. The following table discloses the minimum medical loss ratio rebate liability for the comprehensive commercial and Medicare lines of business which is included in aggregate health policy reserves in the statutory basis statements of admitted assets, liabilities, and capital and surplus for the nine months ended September 30, 2017 and the year ended December 31, 2016:

	1 Individual	Small Group Employer	Large Group Employer	Other Categories with Rebates	5 Total
Prior reporting year:					
(1) Medical loss ratio rebates incurred	\$ -	\$ (202,751)	\$ 107,150	\$ 10,592,311	\$ 10,496,710
(2) Medical loss ratio rebates paid	-	-	232,300	-	232,300
(3) Medical loss rebates unpaid	-	-	112,793	10,592,311	10,705,104
(4) Plus reinsurance assumed amounts	XXX	XXX	XXX	XXX	-
(5) Less reinsurance ceded amounts	XXX	XXX	XXX	XXX	-
(6) Rebates unpaid net of reinsurance	XXX	XXX	XXX	XXX	10,705,104
Current reporting year-to-date:					
(7) Medical loss ratio rebates incurred	\$ -	\$ 1,111,932	\$ (5,259)	\$ 45,186,633	\$ 46,293,306
(8) Medical loss ratio rebates paid	-	-	107,534	-	107,534
(9) Medical loss rebates unpaid	-	1,111,932	-	55,778,944	56,890,876
(10) Plus reinsurance assumed amounts	XXX	XXX	XXX	XXX	-
(11) Less reinsurance ceded amounts	XXX	XXX	XXX	XXX	-
(12) Rebates unpaid net of reinsurance	XXX	XXX	XXX	XXX	56,890,876

E. Risk-Sharing Provisions of the Affordable Care Act

- (1) The Company has accident and health insurance premiums in 2017 subject to the risk-sharing provisions of the ACA.

The ACA imposed fees and premium stabilization provisions on health insurance issuers offering comprehensive commercial health insurance. The three premium stabilization programs are commonly referred to as the 3Rs – risk adjustment, reinsurance, and risk corridors.

Risk Adjustment – The permanent risk adjustment program, designed to mitigate the potential impact of adverse selection and provide stability for health insurance issuers, applies to all non-grandfathered plans not subject to transitional relief in the individual and small group markets both inside and outside of the insurance exchanges. Premium adjustments pursuant to the risk adjustment program are accounted for as premium subject to redetermination and user fees are accounted for as assessments.

Reinsurance – The transitional reinsurance program was designed to protect issuers in the individual market from an expected increase in large claims due to the elimination of preexisting condition limitations. The transitional reinsurance program was effective from 2014 through 2016 and applied to all issuers of major medical commercial products and third party administrators. Contributions attributable to enrollees in ACA compliant individual plans, including program administrative costs, were accounted for as ceded premium and payments received were accounted for as ceded benefit recoveries. The portion of the individual contributions earmarked for the U.S. Treasury was accounted for as an assessment. Contributions made for enrollees in fully insured plans other than ACA compliant individual plans, including program administrative costs and payments to the U.S. Treasury, were treated as assessments.

Risk Corridors – The temporary risk corridors program, designed to provide some aggregate protection against variability for issuers in the individual and small group markets during the period 2014 through 2016, applied to Qualified Health Plans in the individual and small group markets both inside and outside of the insurance exchanges. Premium adjustments pursuant to the risk corridors program were accounted for as premium adjustments for retrospectively rated contracts.

(2) The following table presents the current year impact of risk-sharing provisions of the ACA on assets, liabilities and operations.

a. Permanent ACA Risk Adjustment Program	September 30, 2017
<u>Assets</u>	
1. Premium adjustments receivable due to ACA Risk Adjustment	\$ 1,272,599
<u>Liabilities</u>	
2. Risk adjustment user fees payable for ACA Risk Adjustment	5,723
3. Premium adjustments payable due to ACA Risk Adjustment	1,287,587
<u>Operations (Revenue & Expense)</u>	
4. Reported as revenue in premium for accident and health contracts (written/collected) due to ACA Risk Adjustment	(482,321)
5. Reported in expenses as ACA risk adjustment user fees (incurred/paid)	6,466
 b. Transitional ACA Reinsurance Program	
<u>Assets</u>	
1. Amounts recoverable for claims paid due to ACA Reinsurance	\$ -
2. Amounts recoverable for claims unpaid due to ACA Reinsurance (Contra Liability)	-
3. Amounts receivable relating to uninsured plans for contributions for ACA Reinsurance	-
<u>Liabilities</u>	
4. Liabilities for contributions payable due to ACA Reinsurance - not reported as ceded premium	181,634
5. Ceded reinsurance premiums payable due to ACA Reinsurance	-
6. Liability for amounts held under uninsured plans contributions for ACA Reinsurance	-
<u>Operations (Revenue & Expense)</u>	
7. Ceded reinsurance premiums due to ACA Reinsurance	-
8. Reinsurance recoveries (income statement) due to ACA reinsurance payments or expected payments	-
9. ACA Reinsurance contributions - not reported as ceded premium	-
 c. Temporary ACA Risk Corridors Program	
<u>Assets</u>	
1. Accrued retrospective premium due to ACA Risk Corridors	\$ -
<u>Liabilities</u>	
2. Reserve for rate credits or policy experience rating refunds due to ACA Risk Corridors	-
<u>Operations (Revenue & Expense)</u>	
3. Effect of ACA Risk Corridors on net premium income (paid/received)	-
4. Effect of ACA Risk Corridors on change in reserves for rate credits	-

STATEMENT AS OF SEPTEMBER 30, 2017 OF THE UnitedHealthcare Plan of the River Valley, Inc.

(3) The following table is a rollforward of prior year ACA risk-sharing provisions for asset and liability balances, along with reasons for adjustments to prior year balances.

	Differences				Adjustments				Unsettled Balances as of the Reporting Date		
	Accrued During the Prior Year on Business Written Before December 31 of the Prior Year		Received or Paid as of the Current Year on Business Written Before December 31 of the Prior Year		Prior Year Accrued Less Payments (Col 1-3)	Prior Year Accrued Less Payments (Col 2-4)	To Prior Year Balances	To Prior Year Balances	Cumulative Balance from Prior Years (Col 1-3+7)	Cumulative Balance from Prior Years (Col 2-4+8)	
	1	2	3	4	5	6	7	8	9	10	
	Receivable	(Payable)	Receivable	(Payable)	Receivable	(Payable)	Receivable	(Payable)	Ref	Receivable	(Payable)
a. Permanent ACA Risk Adjustment Program											
1. Premium adjustments receivable	\$ 831,995	\$ -	\$ 270,181	\$ -	\$ 561,814	\$ -	\$ 135,081	\$ -	A	\$ 696,896	\$ -
2. Premium adjustments (payable)	-	(740,651)	-	(646,170)	-	(94,481)	-	94,481	B	-	-
3. Subtotal ACA Permanent Risk Adjustment Program	831,995	(740,651)	270,181	(646,170)	561,814	(94,481)	135,081	94,481		696,896	-
b. Transitional ACA Reinsurance Program											
1. Amounts recoverable for claims paid	-	-	-	-	-	-	-	-	C	-	-
2. Amounts recoverable for claims unpaid (contra liability)	-	-	-	-	-	-	-	-	D	-	-
3. Amounts receivable relating to uninsured plans	-	-	-	-	-	-	-	-	E	-	-
4. Liabilities for contributions payable due to ACA Reinsurance - not reported as ceded premium	-	(908,172)	-	(726,538)	-	(181,634)	-	-	F	-	(181,634)
5. Ceded reinsurance premiums payable	-	-	-	-	-	-	-	-	G	-	-
6. Liability for amounts held under uninsured plans	-	-	-	-	-	-	-	-	H	-	-
7. Subtotal ACA Transitional Reinsurance Program	-	(908,172)	-	(726,538)	-	(181,634)	-	-		-	(181,634)
c. Temporary ACA Risk Corridors Program											
1. Accrued retrospective premium	-	-	-	-	-	-	-	-	I	-	-
2. Reserve for rate credits or policy experience rating refunds	-	-	-	-	-	-	-	-	J	-	-
3. Subtotal ACA Risk Corridors Program	-	-	-	-	-	-	-	-		-	-
d. Total for ACA Risk Sharing Provisions	\$ 831,995	\$ (1,648,823)	\$ 270,181	\$ (1,372,707)	\$ 561,814	\$ (276,116)	\$ 135,081	\$ 94,481		\$ 696,896	\$ (181,634)

Explanation of Adjustments

A. The risk adjustment receivable as of September 30, 2017 was adjusted based on the final CMS Summary Report on Transitional Reinsurance Payments and the Permanent Risk Adjustment Transfers for the 2016 Benefit Year. The risk adjustment receivable as of December 31, 2016 utilized paid claims through October 31, 2016. The adjustment to the December receivable balance reflects the true up to final results for the 2016 Benefit Year. Additionally, the published risk adjustment receivable was reduced by the estimated impact of the funds CMS is not expected to collect due to an insolvent carrier in accordance with the CMS published Frequently Asked Questions ("FAQ") on August 14, 2015. Within the FAQ CMS communicated that benefit year risk adjustment payables within a risk pool will be adjusted in a pro rata basis to the extent that CMS is unable to fully collect risk adjustment funds from all carriers.

B. The risk adjustment payable as of September 30, 2017 was adjusted based on the final CMS Summary Report on Transitional Reinsurance Payments and the Permanent Risk Adjustment Transfers for the 2016 Benefit Year. The risk adjustment payable as of December 31, 2016 utilized paid claims through October 31, 2016. The adjustment to the December payable balance reflects the true up to final results for the 2016 Benefit Year.

C. N/A

D. N/A

E. N/A

F. N/A

G. N/A

H. N/A

I. N/A

J. N/A

STATEMENT AS OF SEPTEMBER 30, 2017 OF THE UnitedHealthcare Plan of the River Valley, Inc.

(4) The Company does not have any risk corridor receivables or payables to present in the table below.

Risk Corridors Program Year:	Accrued During the Prior Year on Business Written Before December 31 of the Prior Year		Received or Paid as of the Current Year on Business Written Before December 31 of the Prior Year		Differences		Adjustments		Unsettled Balances as of the Reporting Date		
	1	2	3	4	Prior Year Accrued Less Payments (Col 1-3)	Prior Year Accrued Less Payments (Col 2-4)	To Prior Year Balances	To Prior Year Balances	Cumulative Balance from Prior Years (Col 1-3+7)	Cumulative Balance from Prior Years (Col 2-4+8)	
	Receivable	(Payable)	Receivable	(Payable)	Receivable	(Payable)	Receivable	(Payable)	Ref	Receivable	(Payable)
a. 2014											
1. Accrued retrospective premium	\$ -	\$ -	\$ -	\$ -	\$ -	\$ -	\$ -	\$ -	A	\$ -	\$ -
2. Reserve for rate credits or policy experience rating refunds	-	-	-	-	-	-	-	-	B	-	-
b. 2015											
1. Accrued retrospective premium	-	-	-	-	-	-	-	-	C	-	-
2. Reserve for rate credits or policy experience rating refunds	-	-	-	-	-	-	-	-	D	-	-
c. 2016											
1. Accrued retrospective premium	-	-	-	-	-	-	-	-	E	-	-
2. Reserve for rate credits or policy experience rating refunds	-	-	-	-	-	-	-	-	F	-	-
d. Total for Risk Corridors	\$ -	\$ -	\$ -	\$ -	\$ -	\$ -	\$ -	\$ -		\$ -	\$ -

Explanation of Adjustments

- A. N/A
- B. N/A
- C. N/A
- D. N/A
- E. N/A
- F. N/A

(4) The Company does not have any risk corridor receivables to present in the table below.

Risk Corridors Program Year:	1	2	3	4	5	6
	Estimated Amount to be Filed or Final Amount Filed with CMS	Non-Accrued Amounts for Impairment or Other Reasons	Amounts received from CMS	Asset Balance (Gross of Non-admissions) (1-2-3)	Non-admitted Amount	Net Admitted Asset (4-5)
a. 2014	\$ -	\$ -	\$ -	\$ -	\$ -	\$ -
b. 2015	-	-	-	-	-	-
c. 2016	-	-	-	-	-	-
d. Total (a+b+c)	\$ -	\$ -	\$ -	\$ -	\$ -	\$ -

25. CHANGE IN INCURRED CLAIMS AND CLAIMS ADJUSTMENT EXPENSES

Changes in estimates related to prior year incurred claims are included in total hospital and medical expenses in the current year in the statutory basis statements of operations. The following tables disclose paid claims, incurred claims, and the balance in claims unpaid, accrued medical incentive pool and bonus amounts, aggregate health claim reserves, and health care receivables (excluding provider loans and advances not yet expensed) at September 30, 2017 and December 31, 2016:

	September 30, 2017		
	Current Year Incurred Claims	Prior Years Incurred Claims	Total
Beginning of year claim reserve	\$ -	\$ (354,064,065)	\$ (354,064,065)
Paid claims—net of health care receivable*	2,127,240,487	277,194,352	2,404,434,839
End of year claim reserve	359,156,977	20,087,740	379,244,717
Incurred claims excluding the change in health care receivable	2,486,397,464	(56,781,973)	2,429,615,491
Beginning of year health care receivable*	-	64,884,586	64,884,586
End of year health care receivable*	(47,939,501)	(13,879,548)	(61,819,049)
Total incurred claims	\$ 2,438,457,963	\$ (5,776,935)	\$ 2,432,681,028

*Health care receivable excludes provider loans and advances not yet expensed of \$280,565 and \$87,816 for 2017 and 2016, respectively.

STATEMENT AS OF SEPTEMBER 30, 2017 OF THE UnitedHealthcare Plan of the River Valley, Inc.

	December 31, 2016		
	Current Year Incurred Claims	Prior Years Incurred Claims	Total
Beginning of year claim reserve	\$ -	\$ (303,199,364)	\$ (303,199,364)
Paid claims—net of health care receivable*	2,637,675,989	226,024,346	2,863,700,335
End of year claim reserve	<u>337,313,614</u>	<u>16,750,451</u>	<u>354,064,065</u>
Incurred claims excluding the change in health care receivable	2,974,989,603	(60,424,567)	2,914,565,036
Beginning of year health care receivable*	-	63,267,649	63,267,649
End of year health care receivable*	<u>(51,634,642)</u>	<u>(13,249,944)</u>	<u>(64,884,586)</u>
Total incurred claims	<u>\$ 2,923,354,961</u>	<u>\$ (10,406,862)</u>	<u>\$ 2,912,948,099</u>

*Health care receivable excludes provider loans and advances not yet expensed of \$87,816 and \$589,000 for 2016 and 2015, respectively.

The liability for claims unpaid, accrued medical incentive pool and bonus amounts, and aggregate health claim reserves, net of health care receivables (excluding provider loans and advances not yet expensed) as of December 31, 2016 was \$289,179,479. As of September 30, 2017, \$277,194,352 has been paid for incurred claims attributable to insured events of prior years. Reserves remaining for prior years, net of healthcare receivables (excluding provider loans and advances not yet expensed) are now \$6,208,192 as a result of re-estimation of unpaid claims. Therefore, there has been \$5,776,935 favorable prior year development since December 31, 2016 to September 30, 2017. The primary drivers consist of favorable development as a result of a change in the provision for adverse deviations in experience of \$15,191,738 and \$2,368,119 in risk share activity, partially offset by unfavorable development of \$9,458,064 in retroactivity for inpatient, outpatient, physician, and pharmacy claims, \$767,303 in other claims related payments, \$744,988 in provider settlements, and \$383,209 in pharmacy rebates. At December 31, 2016, the Company recorded \$10,406,862 of favorable development related to favorable development as a result of a change in the provision for adverse deviations in experience of \$12,280,537, \$6,757,142 in provider settlements, and \$3,417,548 in retroactivity for inpatient, outpatient, physician, and pharmacy claims, partially offset by unfavorable development of \$5,092,572 in capitation, \$3,850,191 in risk share activity, and \$1,958,193 in other claims related payments, net. Original estimates are increased or decreased, as additional information becomes known regarding individual claims, including the medical loss ratio rebate accruals. Included in this development is the impact related to retrospectively rated policies, which also has a corresponding impact on medical loss ratio rebates. As a result of the prior year effects, on a regular basis, the Company adjusts revenue and the corresponding liability and/or receivable related to retrospectively rated policies and the impact of the change is included as a component of change in reserve for rate credits in the statutory basis statements of operations.

The Company incurred claims adjustment expenses of \$139,211,859 and \$177,953,618 for the nine months ended September 30, 2017 and the year ended December 31, 2016, respectively. These costs are included in the management service fees paid by the Company to UHS as a part of its management agreement. The following table discloses paid claims adjustment expenses ("CAE"), incurred CAE, and the balance in unpaid claims adjustment expenses reserve for the nine months ended September 30, 2017 and the year ended December 31, 2016:

	September 30, 2017	December 31, 2016
Total claims adjustment expenses incurred	\$ 139,211,859	\$ 177,953,618
Less current year unpaid claims adjustment expenses	(4,905,678)	(4,881,947)
Add prior year unpaid claims adjustment expenses	<u>4,881,947</u>	<u>4,141,511</u>
Total claims adjustment expenses paid	<u>\$ 139,188,128</u>	<u>\$ 177,213,182</u>

26. INTERCOMPANY POOLING ARRANGEMENTS

A–G. No significant change.

27. STRUCTURED SETTLEMENTS

A–B. No significant change.

28. HEALTH CARE AND OTHER AMOUNTS RECEIVABLE

A. Pharmacy rebates receivable are recorded when reasonably estimated or billed by the affiliated pharmaceutical benefit manager in accordance with pharmaceutical rebate contract provisions. Information used to support rebates billed to the manufacturer is based on utilization information gathered by the pharmaceutical benefit manager and adjusted for significant changes in pharmaceutical contract provisions.

The Company evaluates admissibility of all pharmacy rebates receivable based on the administration of each underlying pharmaceutical benefit management agreement. The Company has non-admitted and

excluded all pharmacy rebates receivable that do not meet the admissibility criteria of SSAP No. 84, *Certain Health Care Receivables and Receivables under Government Insured Plans* (“SSAP No. 84”) from the statutory basis statements of admitted assets, liabilities, and capital and surplus.

For each pharmaceutical management agreement for which a portion of the total pharmacy rebates receivable can be admitted based on the admissibility criteria of SSAP No. 84, the pharmacy rebate transaction history is summarized as follows:

Quarter	Estimated Pharmacy Rebates as Reported on Financial Statements	Pharmacy Rebates as Billed or Otherwise Confirmed	Actual Rebates Received within 90 Days of Billing	Actual Rebates Received within 91 to 180 Days of Billing	Actual Rebates Received More than 180 Days After Billing
9/30/2017	\$ 26,124,867	\$ -	\$ -	\$ -	\$ -
6/30/2017	25,085,770	25,506,941	13,217,333	-	-
3/31/2017	23,357,945	23,652,871	11,839,880	8,671,925	-
12/31/2016	23,034,509	22,874,151	17,876,710	3,692,915	175,408
9/30/2016	22,920,004	22,608,570	17,086,082	4,382,275	919,312
6/30/2016	22,719,099	22,205,991	17,797,082	3,711,820	588,931
3/31/2016	20,749,065	20,530,687	15,888,877	4,142,836	364,432
12/31/2015	31,541,036	31,543,838	27,280,096	3,977,261	116,972
9/30/2015	31,024,670	30,805,530	25,980,021	2,117,584	2,651,485
6/30/2015	28,470,991	28,495,853	23,346,598	3,846,386	1,249,481
3/31/2015	25,604,082	25,050,530	19,404,499	4,280,847	1,441,930
12/31/2014	23,452,508	23,839,732	18,533,141	4,195,358	976,647

Of the amount reported as health care receivable, \$37,388,737 and \$31,887,352 relates to pharmacy rebates receivable as of September 30, 2017 and December 31, 2016, respectively. This increase is primarily due to increased Medicare Special Needs Population membership along with the change in generic/name brand mix. The Company also reported \$3,434,732 and \$598,299 of claim overpayments due from providers at September 30, 2017 and December 31, 2016, respectively, that were determined to be admissible.

B. No significant change.

29. PARTICIPATING POLICIES

No significant change.

30. PREMIUM DEFICIENCY RESERVES

The following table summarizes the Company’s premium deficiency reserves as of September 30, 2017 and December 31, 2016:

	September 30, 2017
1. Liability carried for premium deficiency reserves	\$ 301,000
2. Date of the most recent evaluation of this liability	<u>9/30/2017</u>
3. Was anticipated investment income utilized in this calculation?	Yes <input checked="" type="checkbox"/> No <input type="checkbox"/>
	December 31, 2016
1. Liability carried for premium deficiency reserves	\$ 38,902,000
2. Date of the most recent evaluation of this liability	<u>12/31/2016</u>
3. Was anticipated investment income utilized in this calculation?	Yes <input checked="" type="checkbox"/> No <input type="checkbox"/>

Premium deficiency reserves are included in aggregate health policy reserves in the statutory basis statements of admitted assets, liabilities and capital and surplus.

31. ANTICIPATED SALVAGE AND SUBROGATION

No significant change.

GENERAL INTERROGATORIES

PART 1 - COMMON INTERROGATORIES

GENERAL

- 1.1 Did the reporting entity experience any material transactions requiring the filing of Disclosure of Material Transactions with the State of Domicile, as required by the Model Act? Yes [] No [X]
- 1.2 If yes, has the report been filed with the domiciliary state? Yes [] No []
- 2.1 Has any change been made during the year of this statement in the charter, by-laws, articles of incorporation, or deed of settlement of the reporting entity? Yes [] No [X]
- 2.2 If yes, date of change:

3.1 Is the reporting entity a member of an Insurance Holding Company System consisting of two or more affiliated persons, one or more of which is an insurer? Yes [X] No []
 If yes, complete Schedule Y, Parts 1 and 1A.

3.2 Have there been any substantial changes in the organizational chart since the prior quarter end? Yes [X] No []

3.3 If the response to 3.2 is yes, provide a brief description of those changes.
 July 18, 2017 OptumHealth International B.V., a Netherlands company, sold and transferred its 1 quota in Optum Solutions do Brasil – Tecnologia e Serviços de Suporte Ltda., a Brazilian company, to OptumInsight, Inc., a Delaware company. Following the transaction, Optum Solutions do Brasil – Tecnologia e Serviços de Suporte Ltda., a Brazilian company, is owned 99.999998% by Optum Global Solutions International B.V., a Netherlands company, and 0.000002% by OptumInsight, Inc., a Delaware company.

July 28, 2017 Cadillac Merger Sub II, LLC, a Delaware limited liability company, was formed as a wholly owned subsidiary of UnitedHealth Group Incorporated, a Delaware corporation. Cadillac Merger Sub I, Inc., a Delaware corporation, was formed as a wholly owned subsidiary of Cadillac Merger Sub II, LLC.

July 31, 2017 The following SCA entities were dissolved prior to the 3/24/2017 acquisition, and therefore are being removed from our entity list: NSC Sarasota, Inc. (11/28/2016), SCA Salt Lake Surgical Center, Inc.(11/28/2016), Specialized Surgery of Houston, Inc. (12/28/2016), Surgical Properties of Houston, Inc. (11/22/2016), Waco Outpatient Surgical Center, Inc.(11/22/2016), Waco Surgical Center, Ltd. (11/22/2016), Sarasota Endoscopy Center, L.P. (11/29/2016), Salt Lake Surgical Center, L.P. (12/6/2016)

July 31, 2017 Amil Assistência Médica Internacional S.A., a Brazilian company, acquired 100% interest in Santos Administração e Participações S.A., a Brazilian company.

July 31, 2017 Amil Assistência Médica Internacional S.A., a Brazilian company, acquired 100% interest in Plano de Saúde Ana Costa Ltda., a Brazilian company.

July 31, 2017 Hospital Alvorada Taguatinga Ltda., a Brazilian company, acquired 13.012% interest in Hospital Ana Costa S.A. The remaining 57.412% is owned by Plano de Saúde Ana Costa Ltda. and 29.576% is owned by external shareholders.

August 11, 2017 Cadillac Merger Sub I, Inc., a Delaware corporation, merged with and into CentriflyHealth, Inc., a Delaware corporation, with CentriflyHealth, Inc. being the surviving entity in the merger. As a result of the merger, CentriflyHealth, Inc. became a wholly owned subsidiary of Cadillac Merger Sub II, LLC, a Delaware limited liability company. CentriflyHealth, Inc. merged with and into Cadillac Merger Sub II, LLC with Cadillac Merger Sub II, LLC being the surviving entity in the merger. As a result of the merger, Cadillac Merger Sub II, LLC changed its name to CentriflyHealth, LLC and is a wholly owned subsidiary of UnitedHealth Group Incorporated, a Delaware corporation.

August 29, 2017 UHC Finance (Ireland) Unlimited Company, a Ireland unlimited company, was formed as a 100% subsidiary of OptumRx, Inc.

September 4, 2017 UnitedHealthcare International IX S.à r.l., a Luxembourg limited liability company (société à responsabilité limitée), was formed as a 100% subsidiary of Optum, Inc. a Delaware, USA corporation.

September 14, 2017 UHCFI LLC, a Delaware limited liability company, was formed as a 100% subsidiary of OptumRx, Inc.

September 19, 2017 Specialty Benefits, LLC, a Delaware limited liability company, acquired 100% of the equity interests in National MedTrans, LLC, a New York limited liability company.

September 21, 2017 Optum, Inc. transferred its ownership of UnitedHealthcare International IX S.à r.l., to OptumRx Holdings, LLC.

September 21, 2017 OptumRx Holdings LLC transferred its ownership of UnitedHealthcare International IX S.à r.l. to OptumRx, Inc.

September 21, 2017 OptumRX, Inc. transferred its ownership of UnitedHealthcare International IX S.à r.l. to UHC Finance (Ireland) Unlimited Company.

September 30, 2017 Nevada Medical Services LLC, a Nevada limited liability company, merged with and into Collaborative Care Services, Inc., a Delaware corporation.

4.1 Has the reporting entity been a party to a merger or consolidation during the period covered by this statement? Yes [] No [X]

4.2 If yes, provide the name of the entity, NAIC Company Code, and state of domicile (use two letter state abbreviation) for any entity that has ceased to exist as a result of the merger or consolidation.

1	2	3
Name of Entity	NAIC Company Code	State of Domicile

STATEMENT AS OF SEPTEMBER 30, 2017 OF THE UnitedHealthcare Plan of the River Valley, Inc.

5. If the reporting entity is subject to a management agreement, including third-party administrator(s), managing general agent(s), attorney-in-fact, or similar agreement, have there been any significant changes regarding the terms of the agreement or principals involved? Yes [X] No [] N/A []
 If yes, attach an explanation.
 The Company filed an amendment to its management services agreement, as filed with the Illinois Department of Insurance ("IDOI") on March 20, 2017 and as approved by the IDOI on April 6, 2017.
- 6.1 State as of what date the latest financial examination of the reporting entity was made or is being made. 12/31/2016
- 6.2 State the as of date that the latest financial examination report became available from either the state of domicile or the reporting entity. This date should be the date of the examined balance sheet and not the date the report was completed or released. 12/31/2011
- 6.3 State as of what date the latest financial examination report became available to other states or the public from either the state of domicile or the reporting entity. This is the release date or completion date of the examination report and not the date of the examination (balance sheet date). 09/23/2013
- 6.4 By what department or departments?
 Illinois Department of Insurance
- 6.5 Have all financial statement adjustments within the latest financial examination report been accounted for in a subsequent financial statement filed with Departments? Yes [] No [] N/A [X]
- 6.6 Have all of the recommendations within the latest financial examination report been complied with? Yes [] No [] N/A [X]
- 7.1 Has this reporting entity had any Certificates of Authority, licenses or registrations (including corporate registration, if applicable) suspended or revoked by any governmental entity during the reporting period? Yes [] No [X]
- 7.2 If yes, give full information:
- 8.1 Is the company a subsidiary of a bank holding company regulated by the Federal Reserve Board? Yes [] No [X]
- 8.2 If response to 8.1 is yes, please identify the name of the bank holding company.
- 8.3 Is the company affiliated with one or more banks, thrifts or securities firms? Yes [X] No []
- 8.4 If response to 8.3 is yes, please provide below the names and location (city and state of the main office) of any affiliates regulated by a federal regulatory services agency [i.e. the Federal Reserve Board (FRB), the Office of the Comptroller of the Currency (OCC), the Federal Deposit Insurance Corporation (FDIC) and the Securities Exchange Commission (SEC)] and identify the affiliate's primary federal regulator.

1 Affiliate Name	2 Location (City, State)	3 FRB	4 OCC	5 FDIC	6 SEC
Optum Bank, Inc.	Salt Lake City, UT	NO	NO	YES	NO

GENERAL INTERROGATORIES

- 9.1 Are the senior officers (principal executive officer, principal financial officer, principal accounting officer or controller, or persons performing similar functions) of the reporting entity subject to a code of ethics, which includes the following standards? Yes [] No []
- (a) Honest and ethical conduct, including the ethical handling of actual or apparent conflicts of interest between personal and professional relationships;
- (b) Full, fair, accurate, timely and understandable disclosure in the periodic reports required to be filed by the reporting entity;
- (c) Compliance with applicable governmental laws, rules and regulations;
- (d) The prompt internal reporting of violations to an appropriate person or persons identified in the code; and
- (e) Accountability for adherence to the code.
- 9.11 If the response to 9.1 is No, please explain:
- 9.2 Has the code of ethics for senior managers been amended? Yes [] No []
- 9.21 If the response to 9.2 is Yes, provide information related to amendment(s).
- 9.3 Have any provisions of the code of ethics been waived for any of the specified officers? Yes [] No []
- 9.31 If the response to 9.3 is Yes, provide the nature of any waiver(s).

FINANCIAL

- 10.1 Does the reporting entity report any amounts due from parent, subsidiaries or affiliates on Page 2 of this statement? Yes [] No []
- 10.2 If yes, indicate any amounts receivable from parent included in the Page 2 amount: \$0

INVESTMENT

- 11.1 Were any of the stocks, bonds, or other assets of the reporting entity loaned, placed under option agreement, or otherwise made available for use by another person? (Exclude securities under securities lending agreements.) Yes [] No []
- 11.2 If yes, give full and complete information relating thereto:
12. Amount of real estate and mortgages held in other invested assets in Schedule BA: \$0
13. Amount of real estate and mortgages held in short-term investments: \$0
- 14.1 Does the reporting entity have any investments in parent, subsidiaries and affiliates? Yes [] No []
- 14.2 If yes, please complete the following:
- | | 1
Prior Year-End
Book/Adjusted
Carrying Value | 2
Current Quarter
Book/Adjusted
Carrying Value |
|---|--|---|
| 14.21 Bonds | \$0 | \$0 |
| 14.22 Preferred Stock | \$0 | \$0 |
| 14.23 Common Stock | \$0 | \$0 |
| 14.24 Short-Term Investments | \$0 | \$0 |
| 14.25 Mortgage Loans on Real Estate | \$0 | \$0 |
| 14.26 All Other | \$0 | \$0 |
| 14.27 Total Investment in Parent, Subsidiaries and Affiliates (Subtotal Lines 14.21 to 14.26) | \$0 | \$0 |
| 14.28 Total Investment in Parent included in Lines 14.21 to 14.26 above | \$0 | \$0 |
- 15.1 Has the reporting entity entered into any hedging transactions reported on Schedule DB? Yes [] No []
- 15.2 If yes, has a comprehensive description of the hedging program been made available to the domiciliary state? Yes [] No []
- If no, attach a description with this statement.

GENERAL INTERROGATORIES

16. For the reporting entity's security lending program, state the amount of the following as of the current statement date:
- | | |
|--|-----------|
| 16.1 Total fair value of reinvested collateral assets reported on Schedule DL, Parts 1 and 2 | \$0 |
| 16.2 Total book adjusted/carrying value of reinvested collateral assets reported on Schedule DL, Parts 1 and 2 | \$0 |
| 16.3 Total payable for securities lending reported on the liability page | \$0 |

17. Excluding items in Schedule E - Part 3 - Special Deposits, real estate, mortgage loans and investments held physically in the reporting entity's offices, vaults or safety deposit boxes, were all stocks, bonds and other securities, owned throughout the current year held pursuant to a custodial agreement with a qualified bank or trust company in accordance with Section 1, III - General Examination Considerations, F. Outsourcing of Critical Functions, Custodial or Safekeeping Agreements of the NAIC Financial Condition Examiners Handbook? Yes No
- 17.1 For all agreements that comply with the requirements of the NAIC Financial Condition Examiners Handbook, complete the following:

1 Name of Custodian(s)	2 Custodian Address
Bank of New York Mellon	Global Liquidity Services, 1 Wall St, 14th Floor, New York City, NY 10286
Northern Trust	50 S. LaSalle, Chicago, IL 60675

- 17.2 For all agreements that do not comply with the requirements of the NAIC Financial Condition Examiners Handbook, provide the name, location and a complete explanation:

1 Name(s)	2 Location(s)	3 Complete Explanation(s)

- 17.3 Have there been any changes, including name changes, in the custodian(s) identified in 17.1 during the current quarter? Yes No
- 17.4 If yes, give full information relating thereto:

1 Old Custodian	2 New Custodian	3 Date of Change	4 Reason

- 17.5 Investment management – Identify all investment advisors, investment managers, broker/dealers, including individuals that have the authority to make investment decisions on behalf of the reporting entity. For assets that are managed internally by employees of the reporting entity, note as such. ["...that have access to the investment accounts"; "...handle securities"]

1 Name of Firm or Individual	2 Affiliation
Internally Managed	I.....
JP Morgan Investment Management Inc.	U.....
Standish Mellon Asset Management Company	U.....

- 17.5097 For those firms/individuals listed in the table for Question 17.5, do any firms/individuals unaffiliated with the reporting entity (i.e. designated with a "U") manage more than 10% of the reporting entity's assets?..... Yes No
- 17.5098 For firms/individuals unaffiliated with the reporting entity (i.e. designated with a "U") listed in the table for Question 17.5, does the total assets under management aggregate to more than 50% of the reporting entity's assets?..... Yes No

- 17.6 For those firms or individuals listed in the table for 17.5 with an affiliation code of "A" (affiliated) or "U" (unaffiliated), provide the information for the table below.

1 Central Registration Depository Number	2 Name of Firm or Individual	3 Legal Entity Identifier (LEI)	4 Registered With	5 Investment Management Agreement (IMA) Filed
107038	JP Morgan Investment Management Inc.	NA	SEC	NO.....
113972	Standish Mellon Asset Management Company	NA	SEC	NO.....

- 18.1 Have all the filing requirements of the Purposes and Procedures Manual of the NAIC Investment Analysis Office been followed? Yes No
- 18.2 If no, list exceptions:

GENERAL INTERROGATORIES

PART 2 - HEALTH

1. Operating Percentages:
- 1.1 A&H loss percent86.7 %
 - 1.2 A&H cost containment percent3.2 %
 - 1.3 A&H expense percent excluding cost containment expenses10.7 %
- 2.1 Do you act as a custodian for health savings accounts? Yes [] No [X]
- 2.2 If yes, please provide the amount of custodial funds held as of the reporting date\$.....0
- 2.3 Do you act as an administrator for health savings accounts? Yes [] No [X]
- 2.4 If yes, please provide the balance of the funds administered as of the reporting date\$.....0

SCHEDULE S - CEDED REINSURANCE

Showing All New Reinsurance Treaties - Current Year to Date

1 NAIC Company Code	2 ID Number	3 Effective Date	4 Name of Reinsurer	5 Domiciliary Jurisdiction	6 Type of Reinsurance Ceded	7 Type of Reinsurer	8 Certified Reinsurer Rating (1 through 6)	9 Effective Date of Certified Reinsurer Rating
NONE								

SCHEDULE T - PREMIUMS AND OTHER CONSIDERATIONS

Current Year to Date - Allocated by States and Territories

States, etc.	1 Active Status	Direct Business Only							9 Deposit-Type Contracts	
		2 Accident and Health Premiums	3 Medicare Title XVIII	4 Medicaid Title XIX	5 Federal Employees Health Benefits Program Premiums	6 Life and Annuity Premiums & Other Considerations	7 Property/Casualty Premiums	8 Total Columns 2 Through 7		
1. Alabama	AL	N	0	0	0	0	0	0	0	0
2. Alaska	AK	N	0	0	0	0	0	0	0	0
3. Arizona	AZ	N	0	0	0	0	0	0	0	0
4. Arkansas	AR	N	0	0	0	0	0	0	0	0
5. California	CA	N	0	0	0	0	0	0	0	0
6. Colorado	CO	N	0	0	0	0	0	0	0	0
7. Connecticut	CT	N	0	0	0	0	0	0	0	0
8. Delaware	DE	N	0	0	0	0	0	0	0	0
9. District of Columbia	DC	N	0	0	0	0	0	0	0	0
10. Florida	FL	N	0	0	0	0	0	0	0	0
11. Georgia	GA	N	0	0	0	0	0	0	0	0
12. Hawaii	HI	N	0	0	0	0	0	0	0	0
13. Idaho	ID	N	0	0	0	0	0	0	0	0
14. Illinois	IL	L	9,902,220	(4,784,146)	0	0	0	0	5,118,074	0
15. Indiana	IN	N	0	0	0	0	0	0	0	0
16. Iowa	IA	L	109,217,514	(1,373,355)	789,309,408	12,369,860	0	0	909,523,427	0
17. Kansas	KS	N	0	0	0	0	0	0	0	0
18. Kentucky	KY	N	0	0	0	0	0	0	0	0
19. Louisiana	LA	N	0	0	0	0	0	0	0	0
20. Maine	ME	N	0	0	0	0	0	0	0	0
21. Maryland	MD	N	0	0	0	0	0	0	0	0
22. Massachusetts	MA	N	0	0	0	0	0	0	0	0
23. Michigan	MI	N	0	0	0	0	0	0	0	0
24. Minnesota	MN	N	0	0	0	0	0	0	0	0
25. Mississippi	MS	N	0	0	0	0	0	0	0	0
26. Missouri	MO	N	0	0	0	0	0	0	0	0
27. Montana	MT	N	0	0	0	0	0	0	0	0
28. Nebraska	NE	N	0	0	0	0	0	0	0	0
29. Nevada	NV	N	0	0	0	0	0	0	0	0
30. New Hampshire	NH	N	0	0	0	0	0	0	0	0
31. New Jersey	NJ	N	0	0	0	0	0	0	0	0
32. New Mexico	NM	N	0	0	0	0	0	0	0	0
33. New York	NY	N	0	0	0	0	0	0	0	0
34. North Carolina	NC	N	0	0	0	0	0	0	0	0
35. North Dakota	ND	N	0	0	0	0	0	0	0	0
36. Ohio	OH	N	0	0	0	0	0	0	0	0
37. Oklahoma	OK	N	0	0	0	0	0	0	0	0
38. Oregon	OR	N	0	0	0	0	0	0	0	0
39. Pennsylvania	PA	N	0	0	0	0	0	0	0	0
40. Rhode Island	RI	N	0	0	0	0	0	0	0	0
41. South Carolina	SC	N	0	0	0	0	0	0	0	0
42. South Dakota	SD	N	0	0	0	0	0	0	0	0
43. Tennessee	TN	L	1,852,697	588,648,518	1,434,334,965	0	0	0	2,024,836,180	0
44. Texas	TX	N	0	0	0	0	0	0	0	0
45. Utah	UT	N	0	0	0	0	0	0	0	0
46. Vermont	VT	N	0	0	0	0	0	0	0	0
47. Virginia	VA	L	9,149,156	24,347	0	0	0	0	9,173,503	0
48. Washington	WA	N	0	0	0	0	0	0	0	0
49. West Virginia	WV	N	0	0	0	0	0	0	0	0
50. Wisconsin	WI	N	0	0	0	0	0	0	0	0
51. Wyoming	WY	N	0	0	0	0	0	0	0	0
52. American Samoa	AS	N	0	0	0	0	0	0	0	0
53. Guam	GU	N	0	0	0	0	0	0	0	0
54. Puerto Rico	PR	N	0	0	0	0	0	0	0	0
55. U.S. Virgin Islands	VI	N	0	0	0	0	0	0	0	0
56. Northern Mariana Islands	MP	N	0	0	0	0	0	0	0	0
57. Canada	CAN	N	0	0	0	0	0	0	0	0
58. Aggregate Other Aliens	OT	XXX	0	0	0	0	0	0	0	0
59. Subtotal	XXX		130,121,587	582,515,364	2,223,644,373	12,369,860	0	0	2,948,651,184	0
60. Reporting Entity Contributions for Employee Benefit Plans	XXX		0	0	0	0	0	0	0	0
61. Totals (Direct Business)	(a) 4		130,121,587	582,515,364	2,223,644,373	12,369,860	0	0	2,948,651,184	0
DETAILS OF WRITE-INS										
58001.	XXX									
58002.	XXX									
58003.	XXX									
58998. Summary of remaining write-ins for Line 58 from overflow page	XXX		0	0	0	0	0	0	0	0
58999. Totals (Lines 58001 through 58003 plus 58998)(Line 58 above)	XXX		0	0	0	0	0	0	0	0

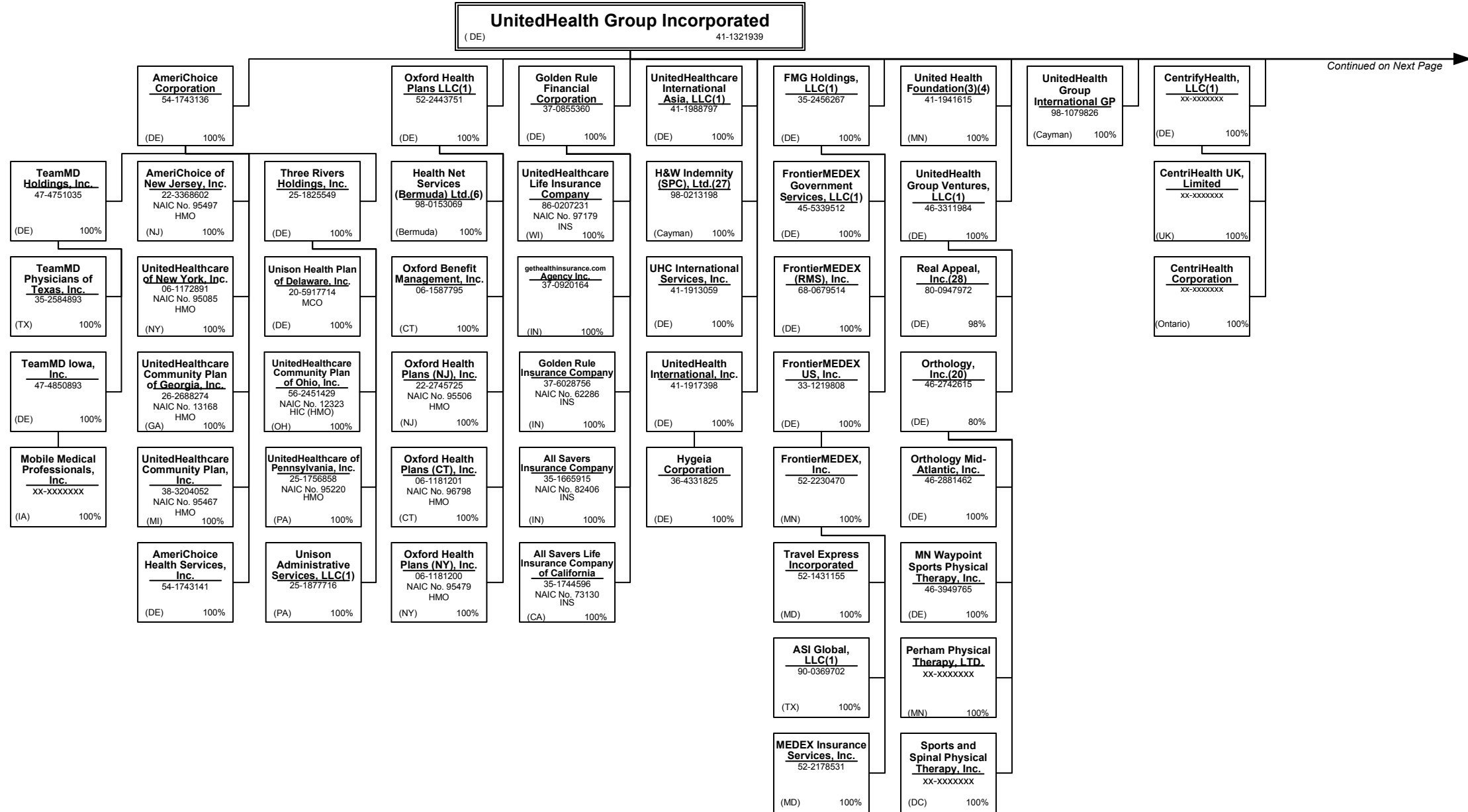
(L) Licensed or Chartered - Licensed Insurance Carrier or Domiciled RRG; (R) Registered - Non-domiciled RRGs; (Q) Qualified - Qualified or Accredited Reinsurer; (E) Eligible - Reporting Entities eligible or approved to write Surplus Lines in the state; (N) None of the above - Not allowed to write business in the state.

(a) Insert the number of L responses except for Canada and Other Alien.

All premiums are allocated based upon geographic market.

SCHEDULE Y – INFORMATION CONCERNING ACTIVITIES OF INSURER MEMBERS OF A HOLDING COMPANY GROUP

PART 1 – ORGANIZATIONAL CHART



Continued on Next Page

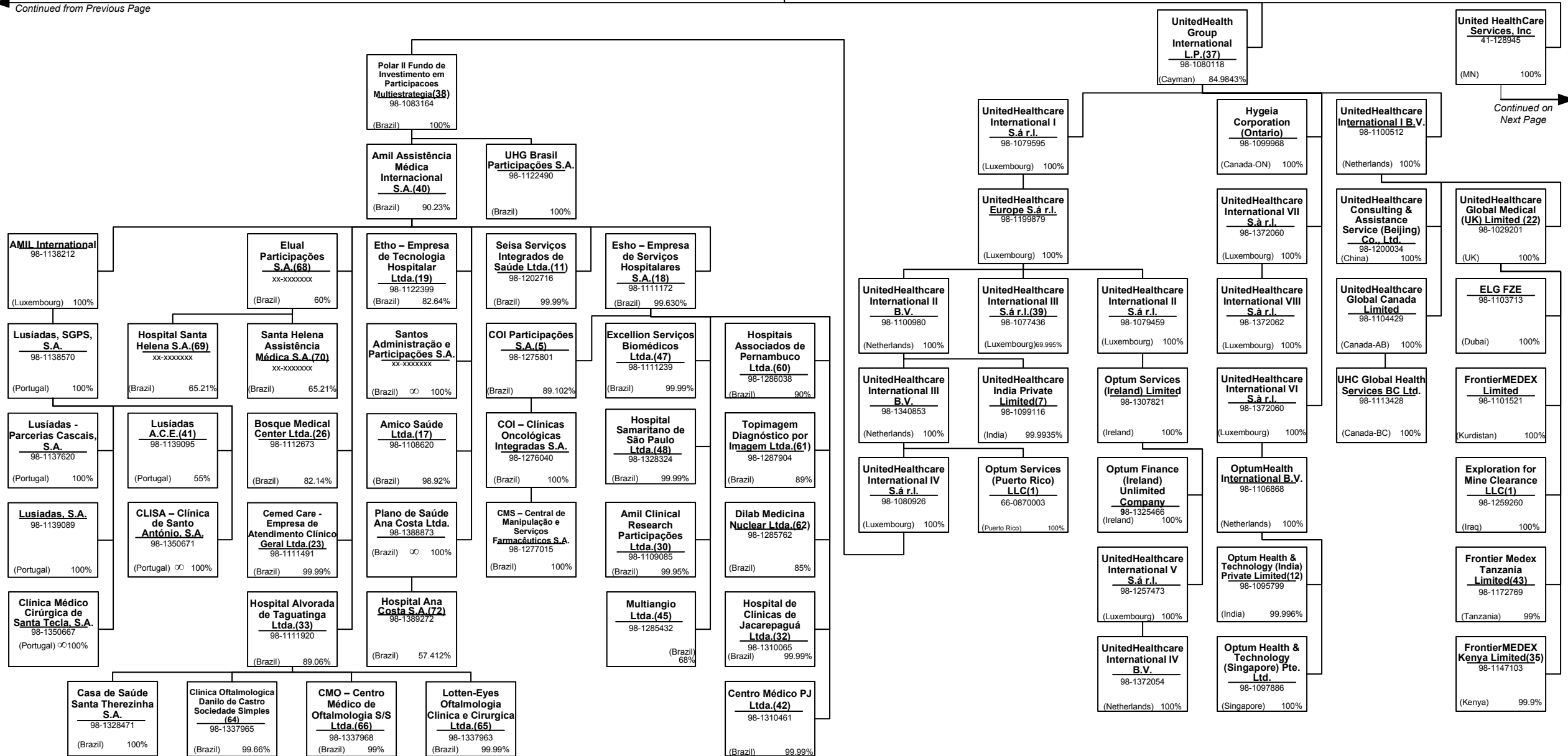
SCHEDULE Y – INFORMATION CONCERNING ACTIVITIES OF INSURER MEMBERS OF A HOLDING COMPANY GROUP

PART 1 – ORGANIZATIONAL CHART

UnitedHealth Group Incorporated
(DE) 41-1321939

Continued from Previous Page

Continued on Next Page



15.1


SCHEDULE Y – INFORMATION CONCERNING ACTIVITIES OF INSURER MEMBERS OF A HOLDING COMPANY GROUP

PART 1 – ORGANIZATIONAL CHART

United HealthCare Services, Inc.
(MN) 41-1289245 100%

Continued from Previous Page

Continued on Next Page



15.2

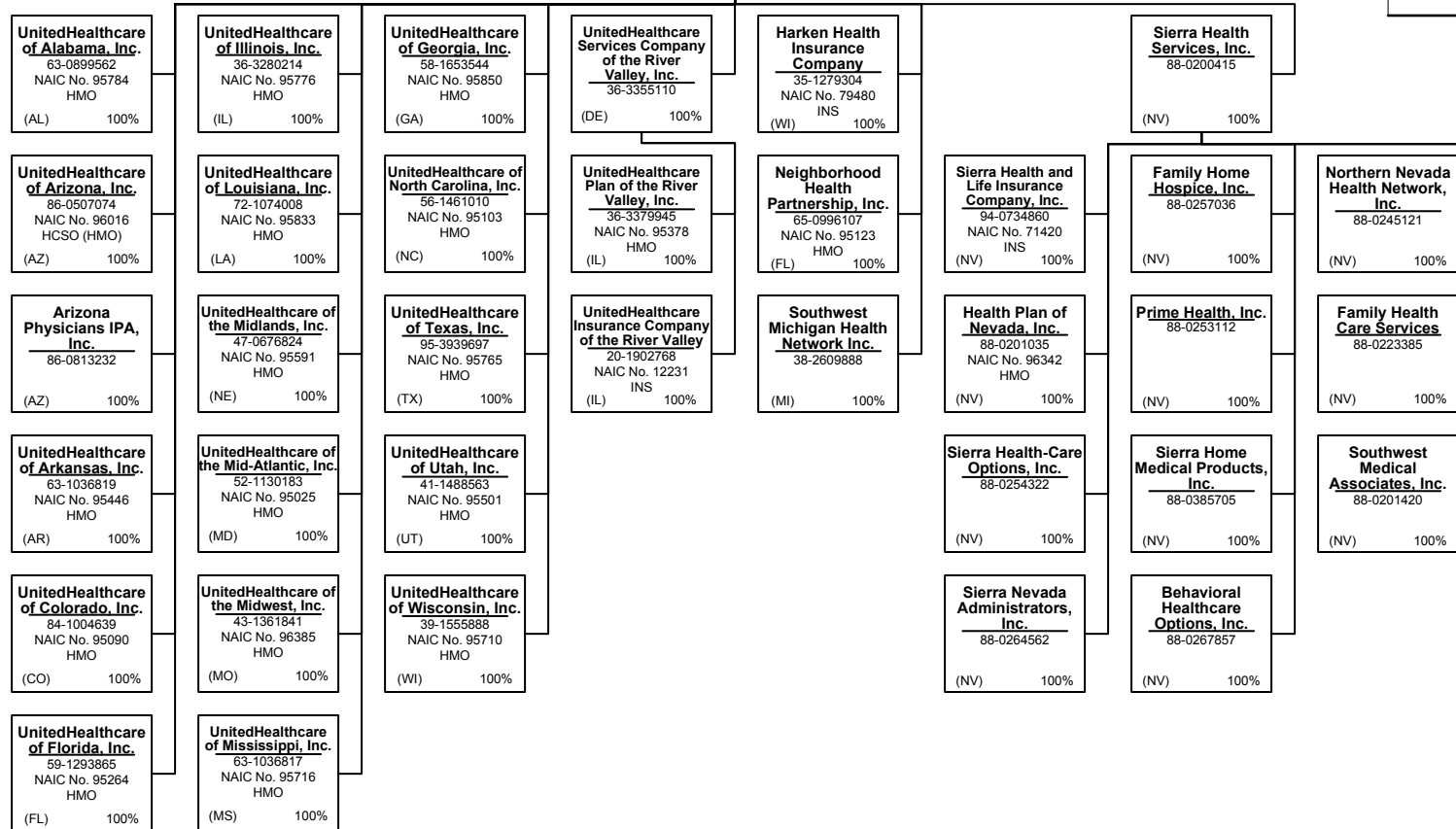
SCHEDULE Y – INFORMATION CONCERNING ACTIVITIES OF INSURER MEMBERS OF A HOLDING COMPANY GROUP

PART 1 – ORGANIZATIONAL CHART

United HealthCare Services, Inc.
(MN) 41-1289245 100%

UnitedHealthcare, Inc.
41-1922511
(DE) 100%

Optum, Inc.
30-0580620
(DE) 100%

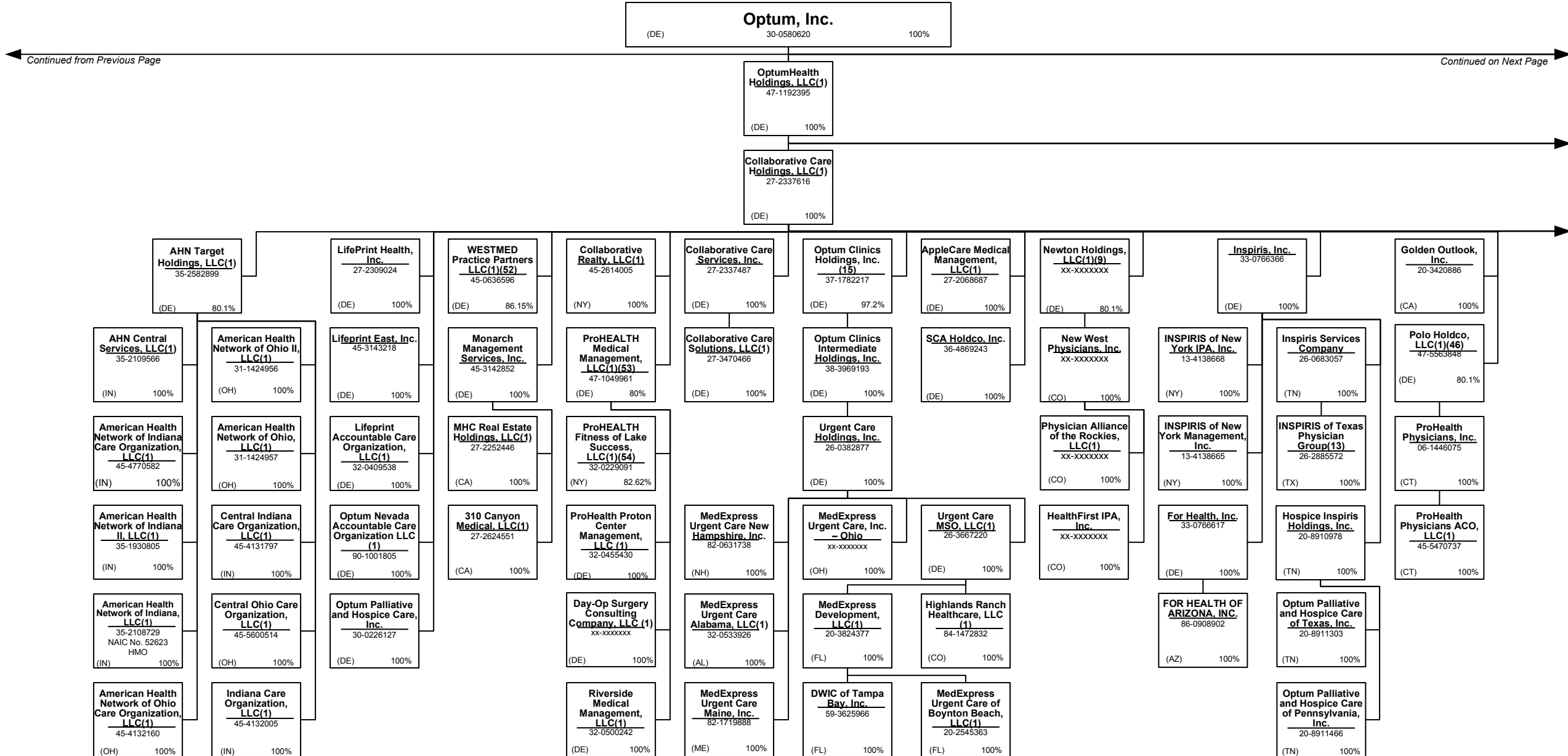


Continued from Previous Page

Continued on Next Page

SCHEDULE Y – INFORMATION CONCERNING ACTIVITIES OF INSURER MEMBERS OF A HOLDING COMPANY GROUP

PART 1 – ORGANIZATIONAL CHART



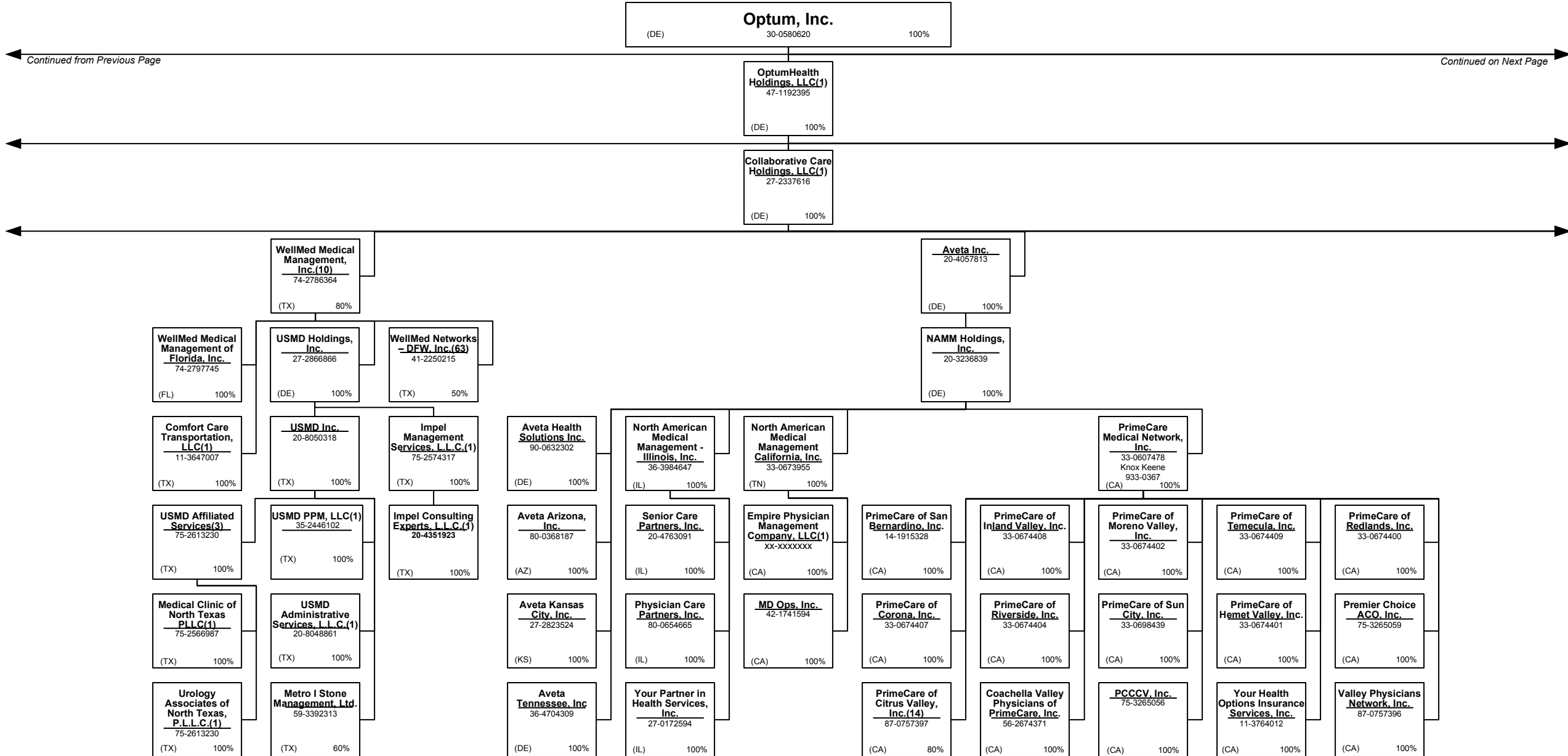
Continued from Previous Page

Continued on Next Page

15.4

SCHEDULE Y – INFORMATION CONCERNING ACTIVITIES OF INSURER MEMBERS OF A HOLDING COMPANY GROUP

PART 1 – ORGANIZATIONAL CHART



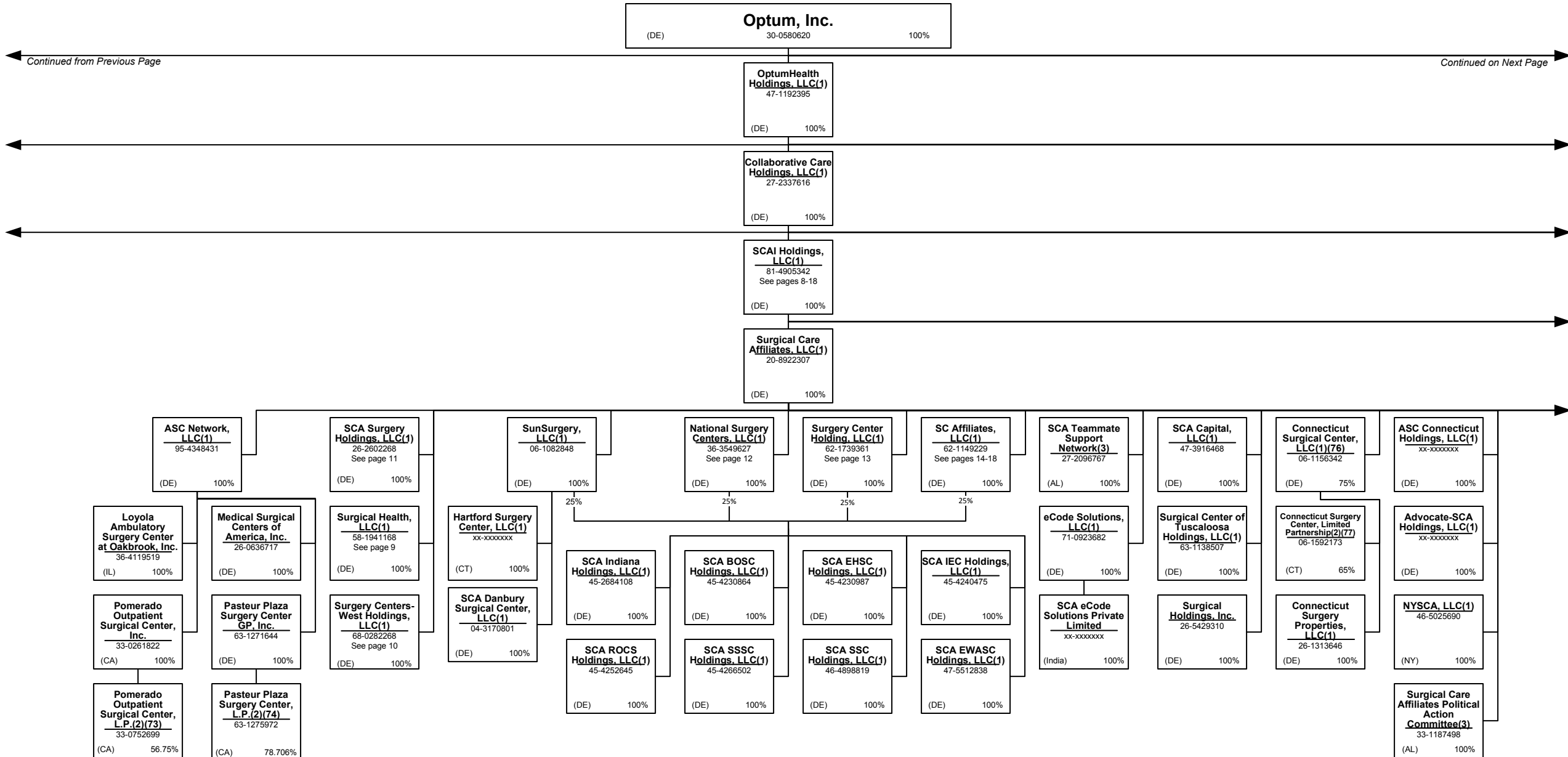
15.5

Continued from Previous Page

Continued on Next Page

SCHEDULE Y – INFORMATION CONCERNING ACTIVITIES OF INSURER MEMBERS OF A HOLDING COMPANY GROUP

PART 1 – ORGANIZATIONAL CHART



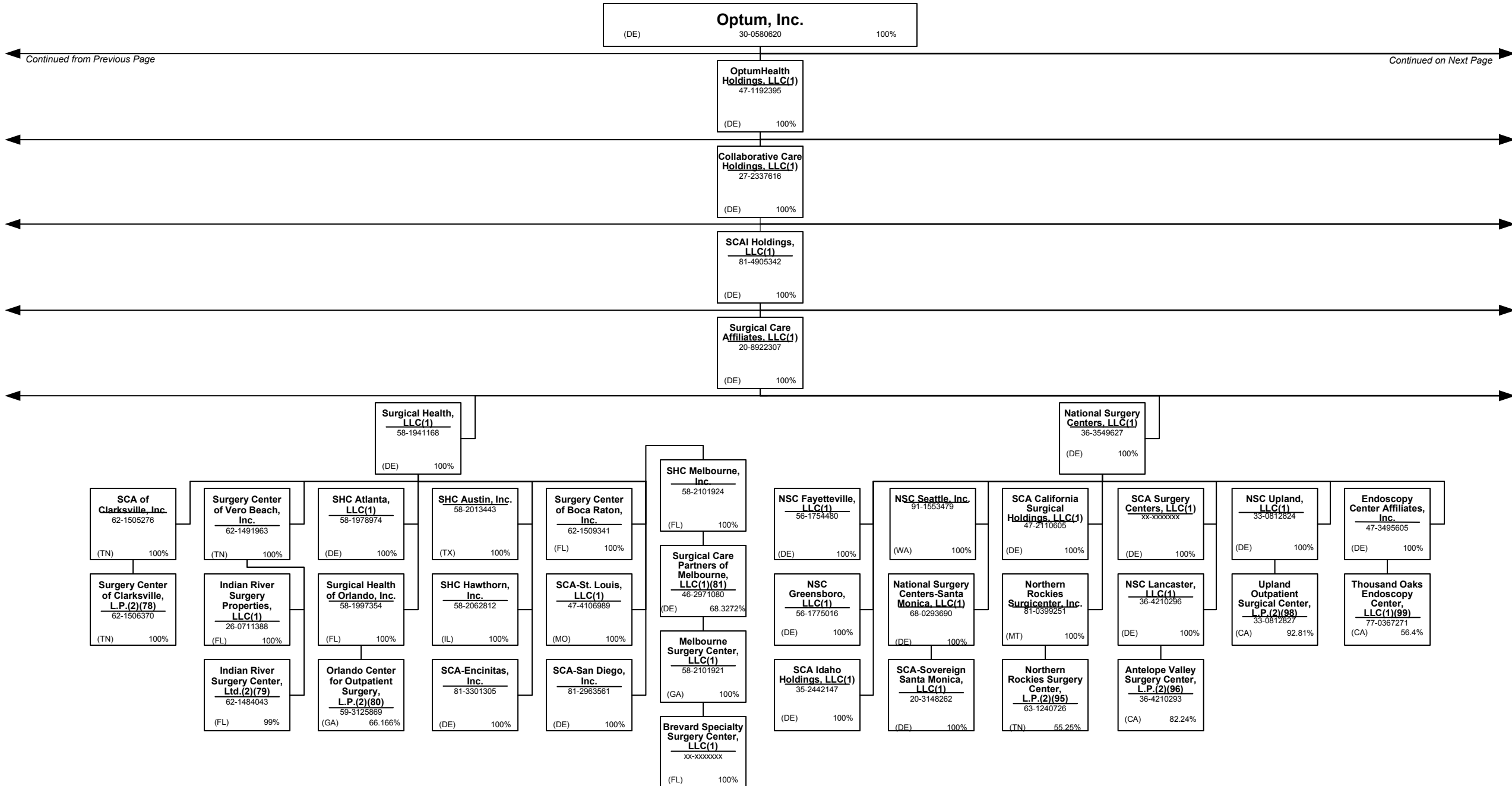
15.6

Continued from Previous Page

Continued on Next Page

SCHEDULE Y – INFORMATION CONCERNING ACTIVITIES OF INSURER MEMBERS OF A HOLDING COMPANY GROUP

PART 1 – ORGANIZATIONAL CHART



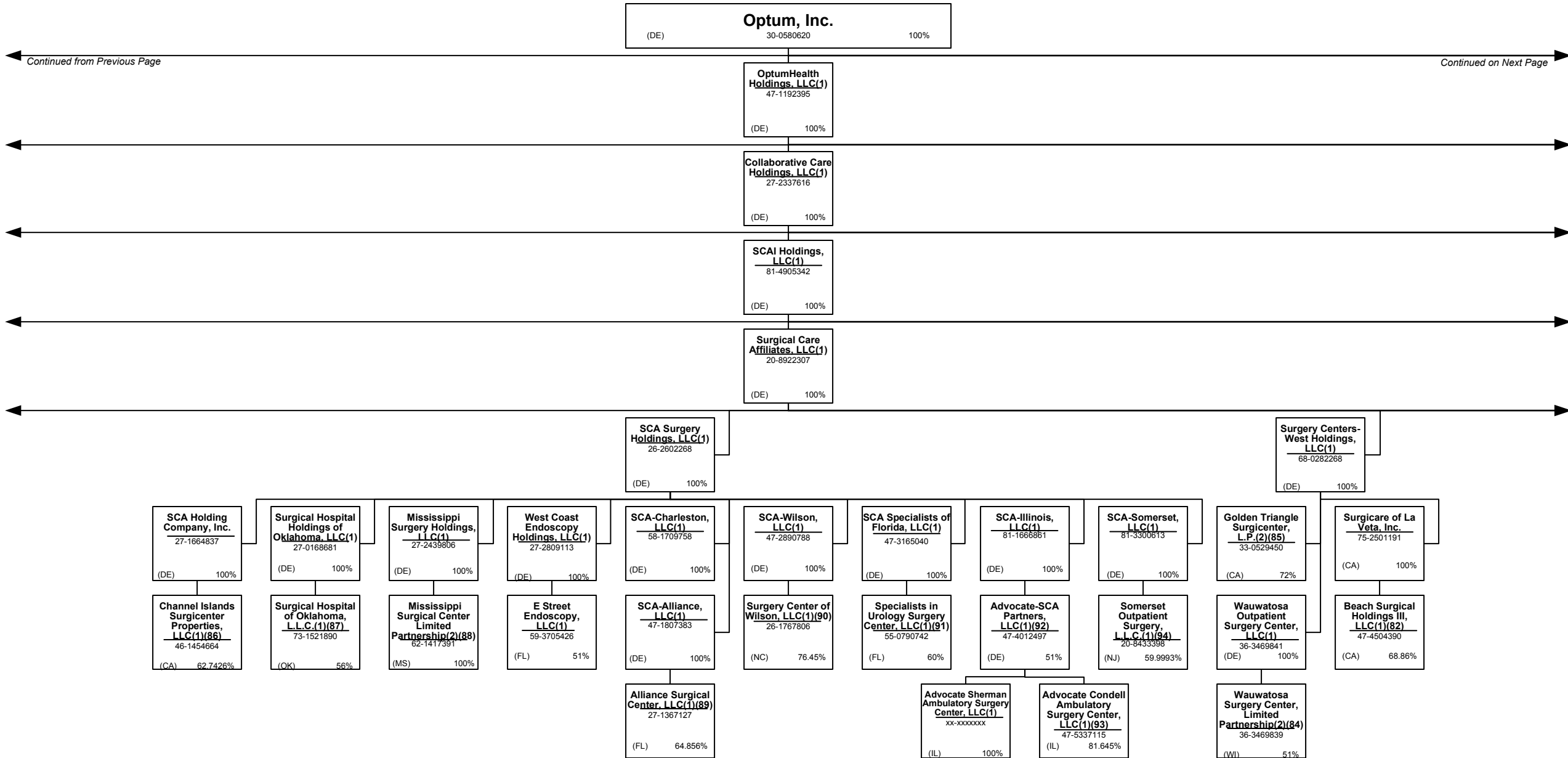
15.7

Continued from Previous Page

Continued on Next Page

SCHEDULE Y – INFORMATION CONCERNING ACTIVITIES OF INSURER MEMBERS OF A HOLDING COMPANY GROUP

PART 1 – ORGANIZATIONAL CHART



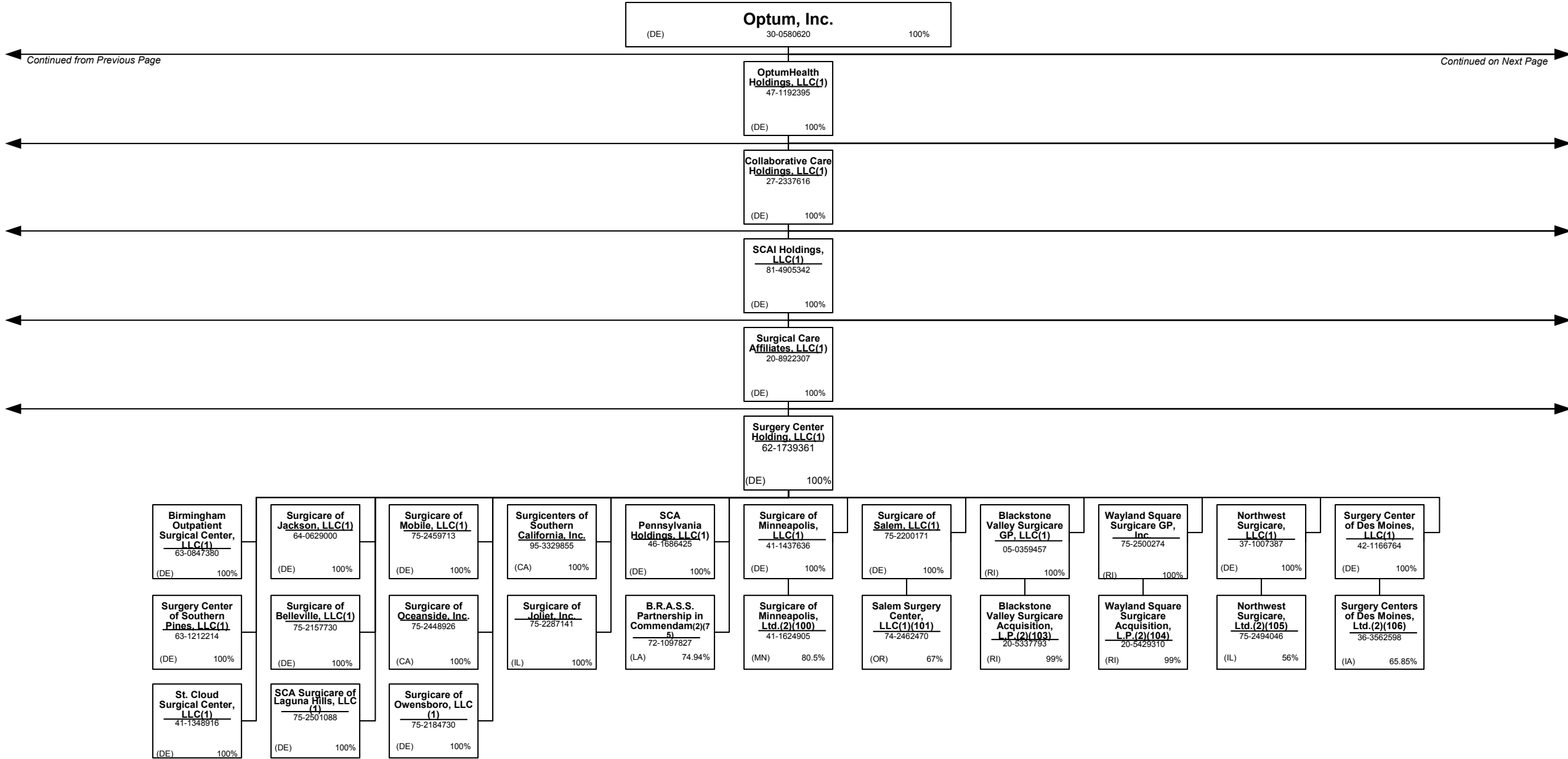
15.8

Continued from Previous Page

Continued on Next Page

SCHEDULE Y – INFORMATION CONCERNING ACTIVITIES OF INSURER MEMBERS OF A HOLDING COMPANY GROUP

PART 1 – ORGANIZATIONAL CHART



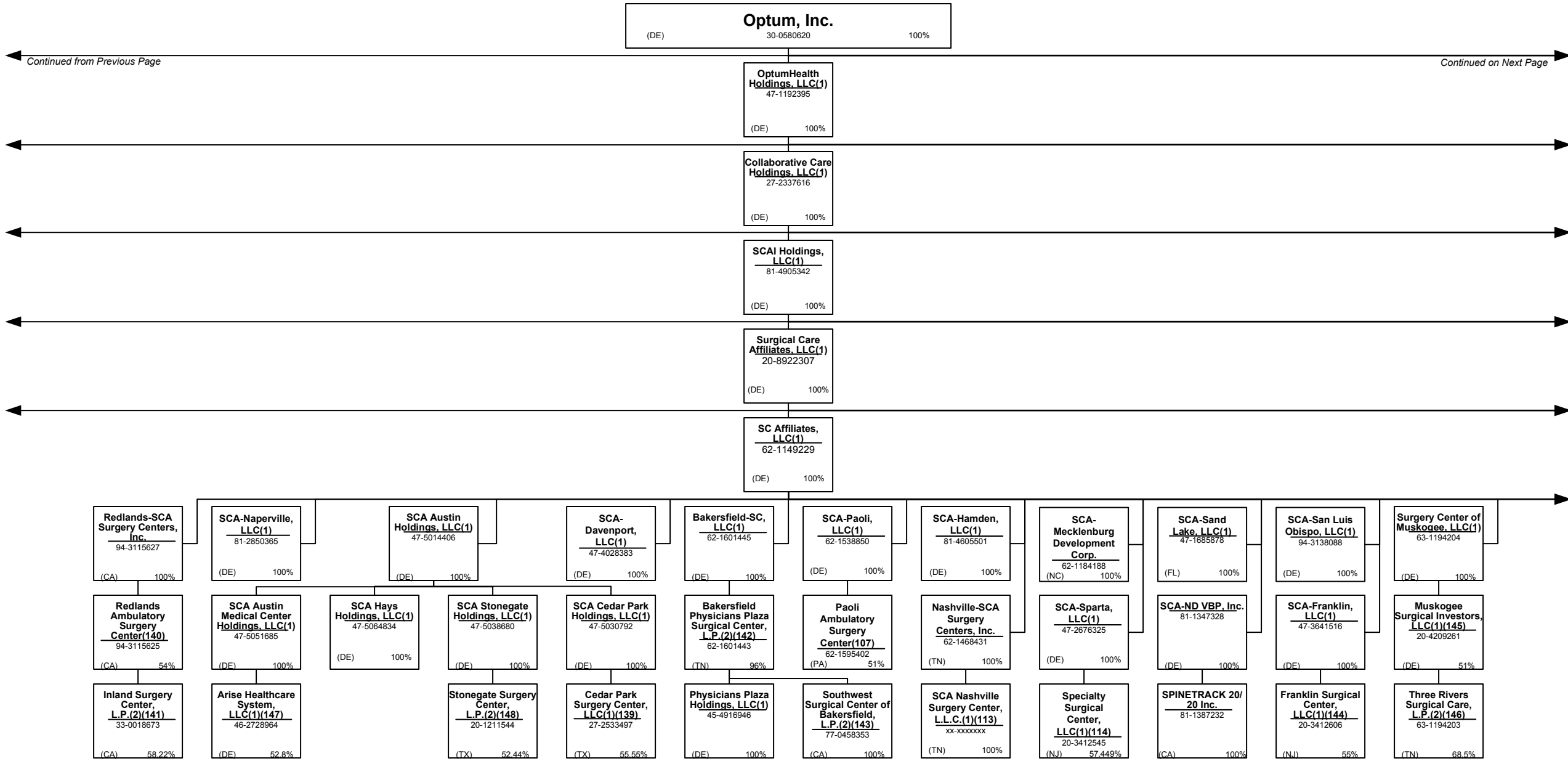
Continued from Previous Page

Continued on Next Page

15.9

SCHEDULE Y – INFORMATION CONCERNING ACTIVITIES OF INSURER MEMBERS OF A HOLDING COMPANY GROUP

PART 1 – ORGANIZATIONAL CHART



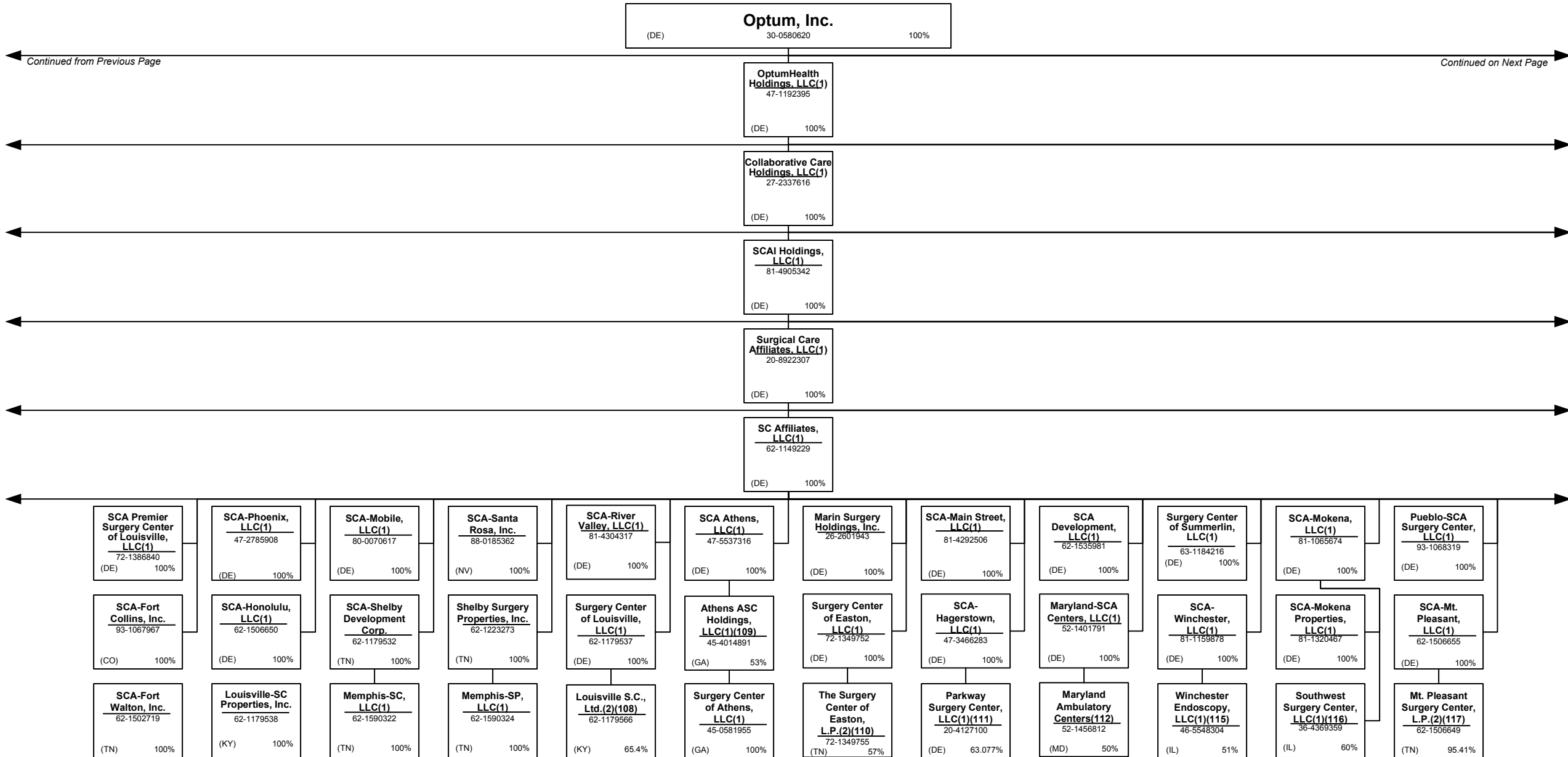
15.10

Continued from Previous Page

Continued on Next Page

SCHEDULE Y – INFORMATION CONCERNING ACTIVITIES OF INSURER MEMBERS OF A HOLDING COMPANY GROUP

PART 1 – ORGANIZATIONAL CHART



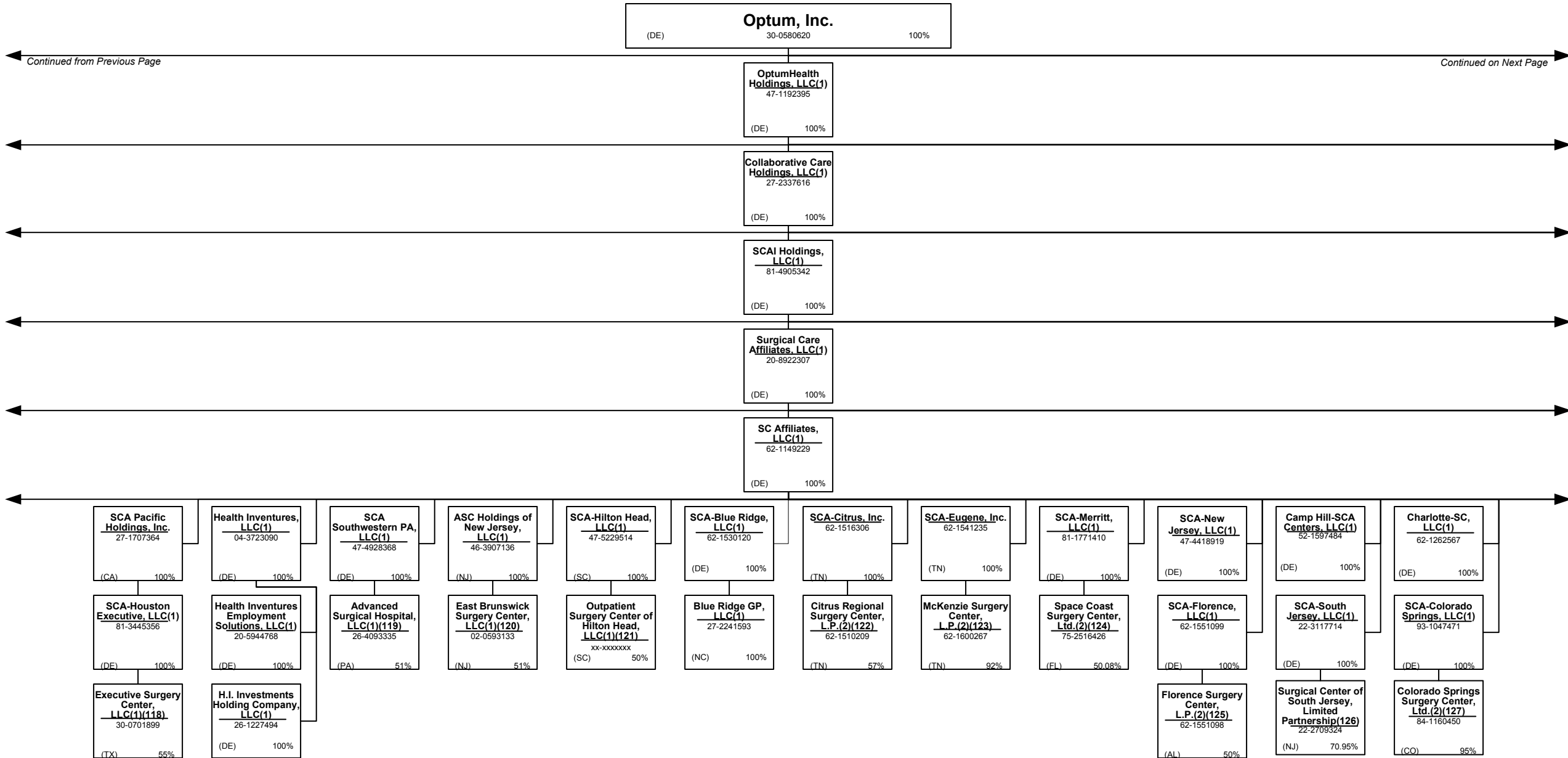
Continued from Previous Page

Continued on Next Page

15.11

SCHEDULE Y – INFORMATION CONCERNING ACTIVITIES OF INSURER MEMBERS OF A HOLDING COMPANY GROUP

PART 1 – ORGANIZATIONAL CHART



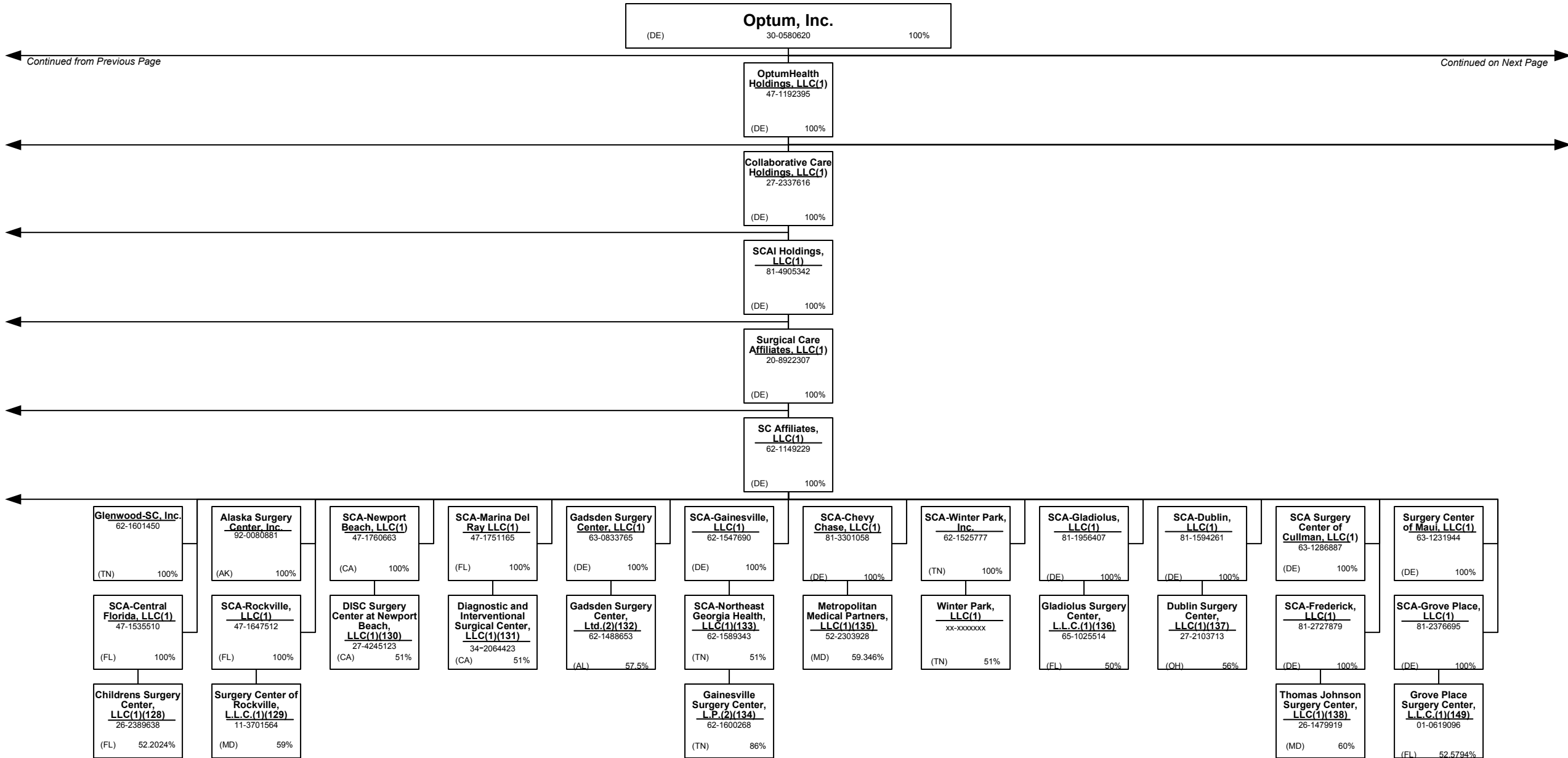
Continued from Previous Page

Continued on Next Page

15.12

SCHEDULE Y – INFORMATION CONCERNING ACTIVITIES OF INSURER MEMBERS OF A HOLDING COMPANY GROUP

PART 1 – ORGANIZATIONAL CHART



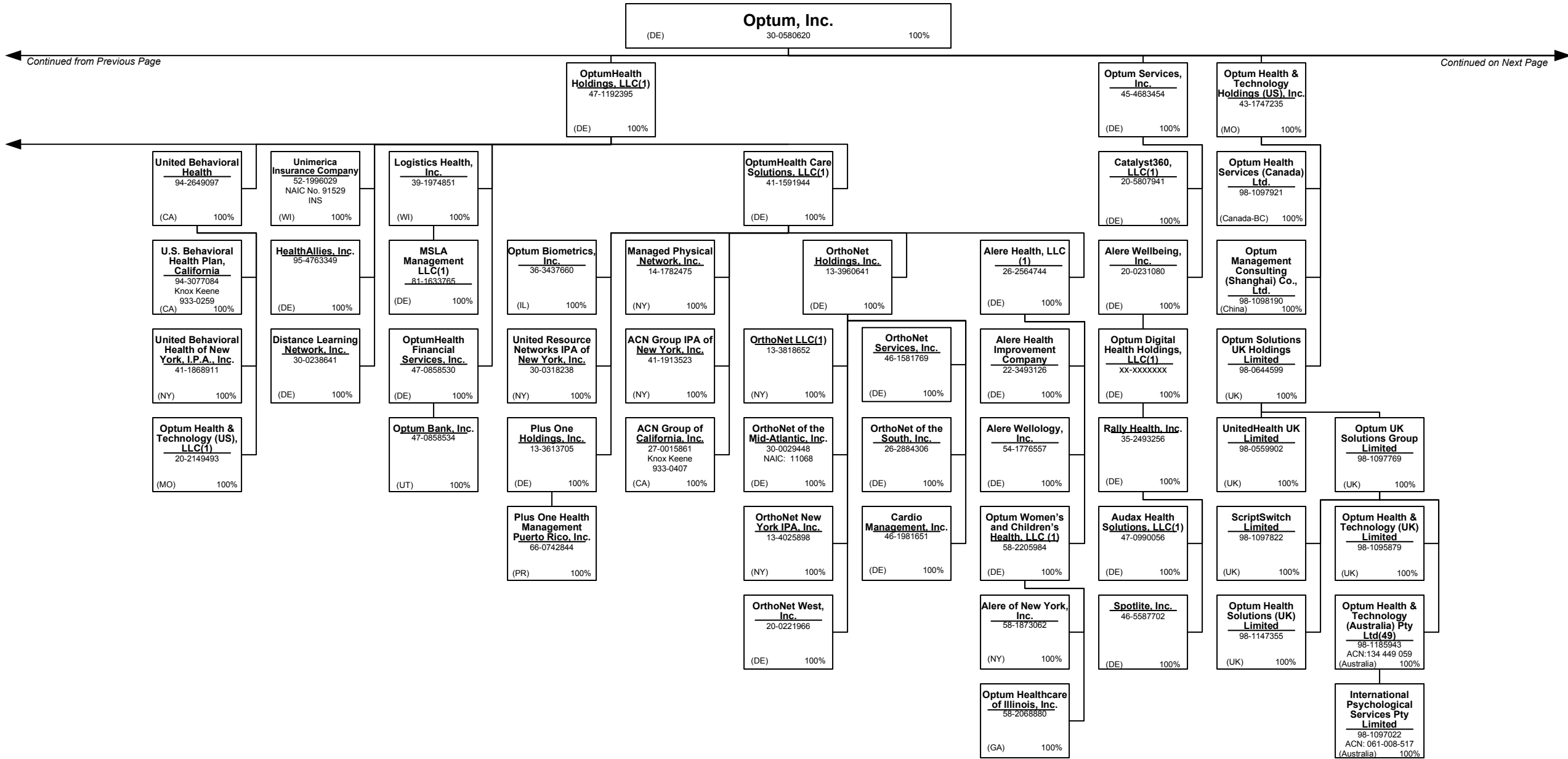
15.13

Continued from Previous Page

Continued on Next Page

SCHEDULE Y – INFORMATION CONCERNING ACTIVITIES OF INSURER MEMBERS OF A HOLDING COMPANY GROUP

PART 1 – ORGANIZATIONAL CHART

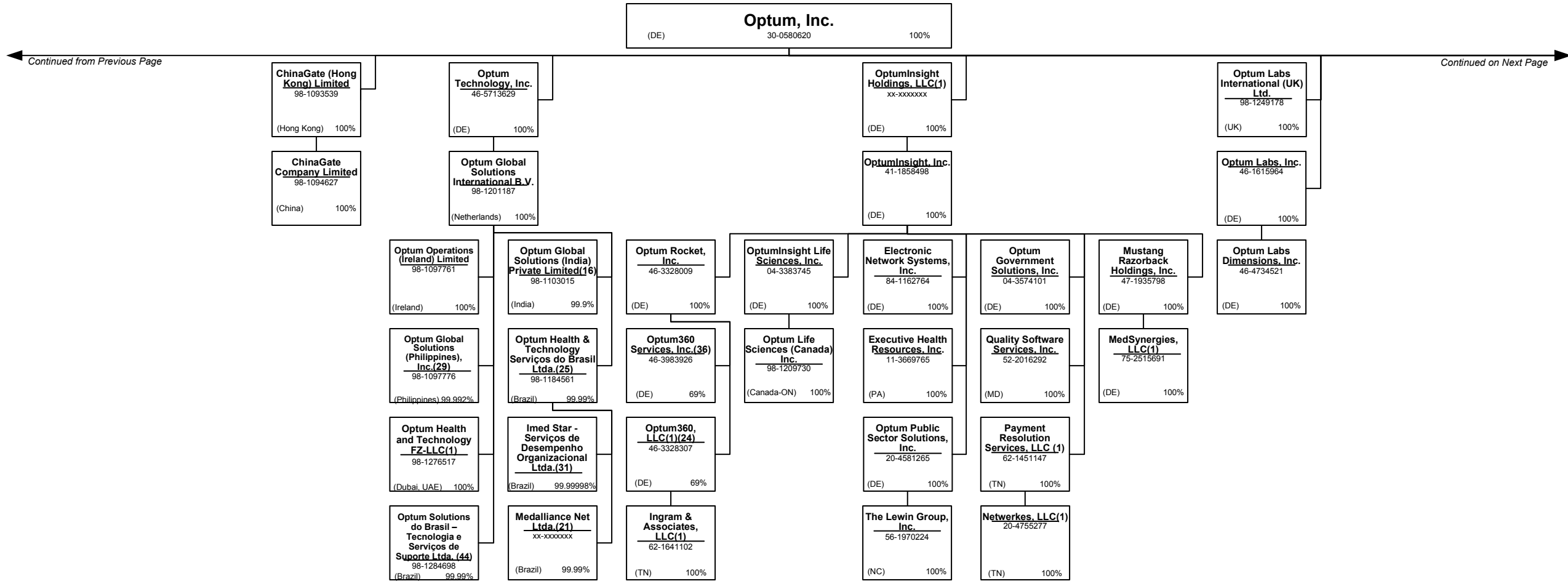


Continued from Previous Page

Continued on Next Page

SCHEDULE Y – INFORMATION CONCERNING ACTIVITIES OF INSURER MEMBERS OF A HOLDING COMPANY GROUP

PART 1 – ORGANIZATIONAL CHART

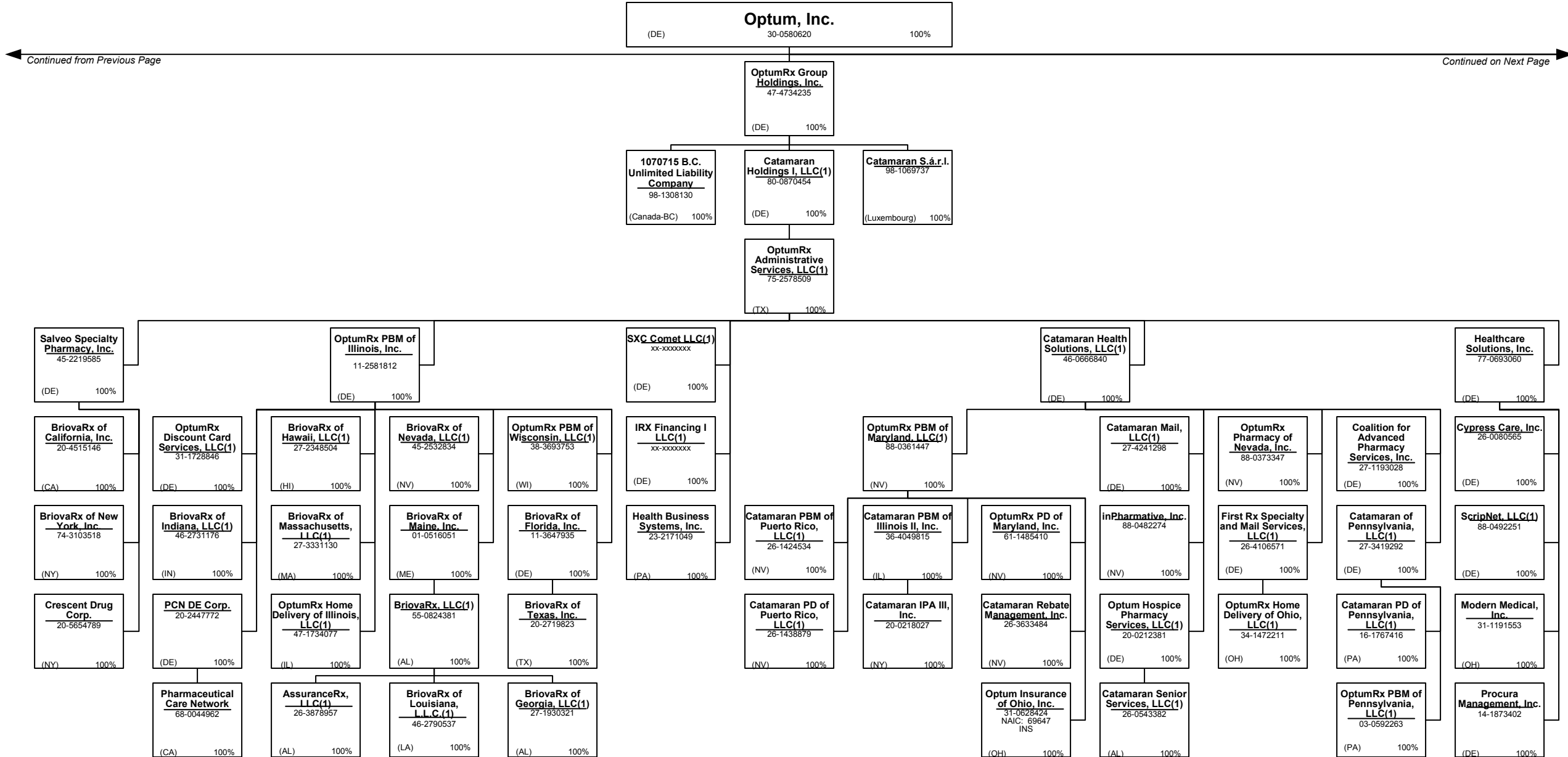


Continued from Previous Page

Continued on Next Page

SCHEDULE Y – INFORMATION CONCERNING ACTIVITIES OF INSURER MEMBERS OF A HOLDING COMPANY GROUP

PART 1 – ORGANIZATIONAL CHART



15.16

Continued from Previous Page

Continued on Next Page

SCHEDULE Y – INFORMATION CONCERNING ACTIVITIES OF INSURER MEMBERS OF A HOLDING COMPANY GROUP

PART 1 – ORGANIZATIONAL CHART

Notes

All legal entities on the Organization Chart are Corporations unless otherwise indicated.

- (1) Entity is a Limited Liability Company
- (2) Entity is a Partnership
- (3) Entity is a Non-Profit Corporation
- (4) Control of the Foundation is based on sole membership, not the ownership of voting securities
- (5) COI Participações S.A. is 89.10289% owned by Esho – Empresa de Serviços Hospitalares S.A. and 10.8971% owned by COIPAR Participações S.A.
- (6) Health Net Services is a company duly incorporated under the laws of Bermuda and holds a Bermuda insurer license.
- (7) UnitedHealthcare India Private Limited is 99.9935% owned by UnitedHealthcare International II B.V. and 0.0065% owned by UnitedHealth International, Inc.
- (8) General partnership interests are held by United HealthCare Services, Inc. (89.77%) and by UnitedHealthcare, Inc. (10.23%). United HealthCare Services, Inc. also holds 100% of the limited partnership interests. When combining general and limited partner interests, United HealthCare Services, Inc. owns 94.18% and UnitedHealthcare, Inc. owns 5.83%.
- (9) Newton Holdings, LLC, is 80.1% owned by Collaborative Care Holdings, LLC and the remaining 19.9% is owned by outside shareholders.
- (10) WellMed Medical Management, Inc. is 80% owned by Collaborative Care Holdings, LLC and 20% owned by WMG Healthcare Partners, L.P.
- (11) Seisa Serviços Integrados de Saúde Ltda is 99.99% owned by Amil Assistência Médica Internacional S.A. and 0.00007% owned by Cemed Care – Empresa de Atendimento Clínico Geral Ltda.
- (12) Optum Health & Technology (India) Private Limited is 99.996% owned by OptumHealth International B.V. and 0.004 % owned by United Behavioral Health.
- (13) INSPIRIS of Texas Physician Group is a Texas non-profit (taxable) whose sole member is Inspiris Services Company.
- (14) PrimeCare of Citrus Valley, Inc. is 80% owned by PrimeCare Medical Network, Inc. and 20% owned by Citrus Valley Medical Associates, Inc.
- (15) Optum Clinics Holdings, Inc. is 97.2% owned by Collaborative Care Holdings, LLC and 2.8% is owned by external shareholders.
- (16) Optum Global Solutions (India) Private Limited is 99.9% owned by Optum Global Solutions International B.V. and 0.1% owned by UnitedHealth International, Inc.
- (17) Amico Saúde Ltda. is 98.927933% owned by Amil Assistência Médica Internacional S.A. and 1.072067% owned by Cemed Care – Empresa de Atendimento Clínico Geral Ltda.
- (18) Esho – Empresa de Serviços Hospitalares S.A. is 99.630% owned by Amil Assistência Médica Internacional S.A. and 0.370368% owned by Treasury Shares and .7409758% owned by external shareholders.
- (19) Etho – Empresa de Tecnologia Hospitalar Ltda. 82.642% owned by Amil Assistência Médica Internacional S.A. and 17.358% owned by an external shareholder.
- (20) Orthology, Inc. is 80% owned by UnitedHealth Group Ventures, LLC and 20% owned by external shareholders.
- (21) Medalliance Net Ltda. is owned 99.999985% by Optum Health & Technology Serviços do Brasil Ltda. and 0.000015% by UHG Brasil Participações S.A.
- (22) Branch offices in Iraq and Uganda.
- (23) Cemed Care Empresa de Atendimento Clínico Geral Ltda. Is 99.9999995% owned by Amil Assistência Médica Internacional S.A. and 0.000005% owned by Amico Saúde Ltda.
- (24) Optum 360, LLC is 69% owned by Optum Rocket, Inc; the remaining 31% is owned by external holders.
- (25) Optum Health & Technology Serviços do Brasil Ltda. is 99.9964% owned by Optum Global Solutions International B.V. and .0036% owned by OptumInsight, Inc.
- (26) Bosque Medical Center Ltda. is 82.14% owned by Amil Assistência Médica Internacional S.A. and 17.85306% owned by Esho – Empresa de Serviços Hospitalares S.A.
- (27) H&W Indemnity (SPC), Ltd. is an exempted segregated portfolio company organized under the laws of the Cayman Islands and holds a Cayman insurance license.
- (28) Real Appeal, Inc. is majority-owned by UHG or one of its affiliates and the remaining 2% is owned by Real Appeal Management.
- (29) Optum Global Solutions (Philippines), Inc. is 99.992% owned by Optum Global Solutions International B.V., and the remaining 0.008% is held by the company's directors.
- (30) Amil Clinical Research Participações Ltda. is 99.95% owned by Esho – Empresa de Serviços Hospitalares S.A. and 0.05% owned by Cemed Care – Empresa de Atendimento Clínico Geral Ltda.
- (31) Imed Star Serviços de Desempenho Organizacional Ltda. is 99.99998% owned by Optum Health & Technology Serviços do Brasil Ltda and 0.00002% owned by UHG Brasil Participações S.A.
- (32) Hospital de Clínicas de Jacarepaguá Ltda. is 99.999998% owned by Esho – Empresa de Serviços Hospitalares S.A. and 0.000002% is owned by Cemed Care – Empresa de Atendimento Clínico Geral Ltda.
- (33) Hospital Alvorada Taguatinga Ltda. is 89.06% owned by Amil Assistência Médica Internacional S.A., 10.94% by Bosque Medical Center Ltda.
- (34) TBD
- (35) FrontierMEDEX Kenya Limited is 99.9% owned by Frontier MEDEX Limited and 0.1% owned by UnitedHealthcare International I B.V.
- (36) Optum360 Services, Inc. is 69% owned by Optum Rocket, Inc. and 31% owned by two external interest holders.
- (37) The limited partners of UnitedHealth Group International, L.P. include FMG Holdings, LLC (14.8145%), Hygeia Corporation (DE) (0.2012%) and UnitedHealth Group Incorporated (84.9843%). UnitedHealth Group International GP is the general partner of UnitedHealth Group International, L.P.
- (38) Polar II Fundo de Investimento em Participações is a Brazilian private equity investment fund incorporated in the form of a closed-end condominium.
- (39) UnitedHealthcare International III S.á r.l. is 69.995% owned by UnitedHealthcare Europe S.á r.l. and 30.005% owned by UnitedHealthcare International II S.á r.l.
- (40) Amil Assistência Médica Internacional S.A. is 90.23% owned by Polar II Fundo de Investimento em Participações and the remaining 9.77% is owned by the former controlling shareholders of Amil Assistência Médica Internacional S.A.
- (41) Lusíadas A.C.E. is 55% owned by Lusíadas, SGPS, S.A., 10% owned by Lusíadas – Parcerias Cascais, S.A., 20% owned by Lusíadas, S.A., 5% owned by Clínica Médico Cirúrgica de Santa Tecla, S.A. and 10% owned by CLISA – Clínica de Santo António, S.A.
- (42) Centro Médico PJ Ltda. is 99.999948% owned by Esho – Empresa de Serviços Hospitalares S.A. and 0.000052% is owned by Cemed Care – Empresa de Atendimento Clínico Geral Ltda.
- (43) Frontier Medex Tanzania Limited is 99% owned by Frontier MEDEX Limited. The remaining 1% is owned by a former officer of Frontier MEDEX Limited and is being transferred to UnitedHealthcare International I BV.
- (44) Optum Solutions do Brasil – Tecnologia e Serviços de Suporte Ltda., is 99.999998% owned by Optum Global Solutions International B.V. and 0.00002% owned by OptumInsight, Inc.
- (45) Multiangio Ltda. is 68% owned by Esho – Empresa de Serviços Hospitalares S.A. and the remaining 32% is owned by external shareholders.
- (46) Polo Holdco, LLC is 80.1% owned by Collaborative Care Holdings, LLC and the remaining 19.9% being owned by an outside third party.
- (47) Excellion Serviços Biomédicos Ltda is 99.999997% owned by Esho – Empresa de Serviços Hospitalares S.A. and 0.000003% is owned by Cemed Care - Empresa de Atendimento Clínico Geral Ltda.
- (48) Hospital Samaritano de São Paulo Ltda. is 99.9999998% owned by Esho – Empresa de Serviços Hospitalares S.A. and the remaining 0.0000002% is owned by Hospital Alvorada Taguatinga Ltda.
- (49) Branch office located in Hong Kong.
- (50) TBD
- (51) TBD
- (52) WESTMED Practice Partners LLC is 86.15% owned by Collaborative Care Holdings, LLC and 13.85% owned by external shareholders.
- (53) ProHEALTH Medical Management, LLC is 80% owned by Collaborative Care Holdings, LLC and 20% owned by an external shareholder.
- (54) ProHEALTH Fitness of Lake Success, LLC is 82.62% owned by ProHEALTH Medical Management, LLC and 17.38% by an external shareholder.
- (55) TBD
- (56) TBD
- (57) TBD
- (58) BriovaRx Infusion Services 301, LP is 99.95% owned by AxelaCare Holdings, Inc. with the remaining 0.05% interest as a limited partner being held by BriovaRx Infusion Services 305, LLC.
- (59) TBD
- (60) Hospitais Associados de Pernambuco Ltda. is 90% owned by Esho – Empresa de Serviços Hospitalares S.A. and 10% is owned by an external shareholder.
- (61) Topimagem Diagnóstico por Imagem Ltda. is 89% owned by Esho – Empresa de Serviços Hospitalares S.A., and the remaining 11% interest is owned by external shareholders.
- (62) Dilab – Medicina Nuclear Ltda is 85% owned by Esho – Empresa de Serviços Hospitalares S.A. and the remaining 15% is owned by external shareholders.
- (63) WellMed Networks – DFW, Inc. is 50% owned by WellMed Networks, Inc. and 50% owned by USMD Inc. WellMed Medical Management, Inc. controls 100% of WellMed Networks - DFW.
- (64) Clínica Oftalmologica Danilo de Castro Sociedade Simples is 99.66% owned by Hospital Alvorada de Taguatinga Ltda. and the remaining 0.333333% is owned by Lotten-Eyes Oftalmologia Clínica e Cirúrgica Ltda.
- (65) Lotten-Eyes Oftalmologia Clínica e Cirúrgica Ltda. is 99.99% owned by Hospital Alvorada de Taguatinga Ltda. and the remaining 0.000012% is owned by Esho – Empresa de Serviços Hospitalares S.A.
- (66) CMO – Centro Médico de Oftalmologia S/S Ltda. is 99% owned by Hospital Alvorada de Taguatinga Ltda. and the remaining 1% is owned by Lotten-Eyes Oftalmologia Clínica e Cirúrgica Ltda.
- (67) TBD
- (68) Elual Participações S.A. is 60% owned by Amil Assistência Médica Internacional S.A. and 40% by Esho – Empresa de Serviços Hospitalares S.A.
- (69) Hospital Santa Helena S.A. is 65.21% owned by Elual Participações S.A. and 34.79% owned by Esho – Empresa de Serviços Hospitalares S.A.
- (70) Santa Helena Assistência Médica S.A. is 65.21% owned by Elual Participações S.A. and 34.79% owned by Amil Assistência Médica Internacional S.A.

SCHEDULE Y – INFORMATION CONCERNING ACTIVITIES OF INSURER MEMBERS OF A HOLDING COMPANY GROUP
PART 1 – ORGANIZATIONAL CHART

Notes

All legal entities on the Organization Chart are Corporations unless otherwise indicated.

- (71) N/A
- (72) Hospital Ana Costa S.A. is 57.41% owned by Plano de Saúde Ana Costa Ltda., 13.012% by Hospital Alvorada Taguatinga Ltda. and the remaining 29.576% is owned by external shareholders.
- (73) Pomerado Outpatient Surgical Center, Inc. holds a 50.75% general partnership interest and 6% limited partnership interest in Pomerado Outpatient Surgical Center, L.P.
- (74) Pasteur Plaza Surgery Center GP, Inc. holds a 51% general partnership interest and a 27.706% limited partnership interest in Pasteur Plaza Surgery Center, L.P.
- (75) Surgery Center Holding, LLC holds a 51% general partnership interest and a 23.94% limited partnership interest in B.R.A.S.S. Partnership in Commendam
- (76) The remaining 25% membership interest is owned by Trinity Health-New England, Inc.
- (77) Connecticut Surgical Center, LLC holds a 51% general partnership interest and a 14% limited partnership interest in Connecticut Surgery Center, Limited Partnership.
- (78) SCA of Clarksville, Inc. holds a 51% general partnership interest and a 49% limited partnership interest in Surgery Center of Clarksville, L.P.
- (79) Surgery Center of Vero Beach, Inc. holds a 40% general partnership interest and a 59% limited partnership interest in Indian River Surgery Center, Ltd.
- (80) TBD
- (81) TBD
- (82) TBD
- (83) SCA Salt Lake Surgical Center, Inc. holds a 71.25% limited partnership interest and a 20% general partnership interest in Salt Lake Surgical Center, L.P.
- (84) Wauwatosa Outpatient Surgery Center, LLC holds a 51% limited partnership interest in Wauwatosa Surgery Center, Limited Partnership.
- (85) Surgery Centers-West Holdings, LLC holds a 71% limited partnership interest and a 1% general partnership interest in Golden Triangle Surgicenter, L.P.
- (86) TBD
- (87) TBD
- (88) Mississippi Surgery Holdings, LLC holds a 41% general partnership interest and a 59% limited partnership interest in Mississippi Surgical Center Limited Partnership.
- (89) TBD
- (90) TBD
- (91) TBD
- (92) TBD
- (93) TBD
- (94) TBD
- (95) Northern Rockies Surgicenter, Inc. holds a 51% general partnership interest and a 4.25% limited partnership interest in Northern Rockies Surgery Center, L.P.
- (96) NSC Lancaster, LLC holds a 81.24% limited partnership interest and a 1% general partnership interest in Antelope Valley Surgery Center, L.P.
- (97) NSC Sarasota, Inc. holds a 81.1% limited partnership interest and a 1.02% general partnership interest in Sarasota Endoscopy Center, L.P.
- (98) NSC Upland, LLC holds an 80% general partnership interest and a 12.81% limited partnership interest in Upland Outpatient Surgical Center, L.P.
- (99) TBD
- (100) Surgicare of Minneapolis, LLC holds a 50% general partnership interest and a 30.5% limited partnership interest in Surgicare of Minneapolis, Ltd., a MN Limited Partnership
- (101) TBD

- (102) Waco Outpatient Surgical Center, Inc. holds a 51% general partnership interest and a 48% limited partnership interest in Waco Surgical Center, Ltd.
- (103) Blackstone Valley Surgicare GP, LLC holds a 40% general partnership interest and a 59% limited partnership interest in Blackstone Valley Surgicare Acquisition, L.P.
- (104) Wayland Square Surgicare GP, Inc. holds a 40% general partnership interest and a 59% limited partnership interest in Wayland Square Surgicare Acquisition, L.P.
- (105) Northwest Surgicare, LLC holds a 51% general partnership interest and a 5% limited partnership interest in Northwest Surgicare, Ltd., an IL Limited Partnership
- (106) Surgery Center of Des Moines, LLC holds a 51% general partnership interest and a 14.85% limited partnership interest in Surgery Centers of Des Moines, Ltd., an IA Limited Partnership
- (107) TBD
- (108) Surgery Center of Louisville, LLC holds a 51% general partnership interest and a 14.4% limited partnership interest in Louisville S.C., Ltd.
- (109) TBD
- (110) Surgery Center of Easton, LLC holds a 57% general partnership interest in The Surgery Center of Easton, L.P.
- (111) TBD
- (112) TBD
- (113) The remaining 1% membership interest is owned by SCA Affiliates, LLC
- (114) TBD
- (115) TBD
- (116) TBD
- (117) SCA-Mt. Pleasant, LLC holds a 51% general partnership interest and a 44.41% limited partnership interest in Mt. Pleasant Surgery Center, L.P.
- (118) TBD
- (119) TBD
- (120) TBD
- (121) TBD
- (122) SCA-Citrus, Inc. holds a 52% general partnership interest and a 5% limited partnership interest in Citrus Regional Surgery Center, L.P.
- (123) SCA-Eugene, Inc. holds a 51% general partnership interest and a 41% limited partnership interest in McKenzie Surgery Center, L.P.
- (124) SCA-Merritt, LLC holds a 50.08% general partnership interest in Space Coast Surgery Center, Ltd.
- (125) SCA-Florence, LLC holds a 50% general partnership interest in Florence Surgery Center, L.P.
- (126) SCA-South Jersey, LLC holds a 51% general partnership interest and a 19.95% limited partnership interest in Surgical Center of South Jersey, Limited Partnership. SC Affiliates, LLC also holds a 0.73% limited partnership interest in Surgical Center of South Jersey, Limited Partnership.
- (127) SCA-Colorado Springs, LLC holds a 51% general partnership interest and a 44% limited partnership interest in Colorado Springs Surgery Center, Ltd.
- (128) TBD
- (129) TBD
- (130) TBD
- (131) TBD
- (132) TBD
- (133) Gadsden Surgery Center, LLC holds a 51% general partnership interest and a 6.5% limited partnership interest in Gadsden Surgery Center, Ltd.
- (134) TBD
- (135) SCA-Northeast Georgia Health, LLC holds a 51% general partnership interest and a 35% limited partnership interest in Gainesville Surgery Center, L.P.

- (136) TBD
- (137) TBD
- (138) TBD
- (139) TBD
- (140) TBD
- (141) SCA Stonegate Holdings, LLC holds a 52% general partnership interest in Stonegate Surgery Center, L.P.
- (142) TBD
- (143) TBD
- (144) Redlands Ambulatory Surgery Center holds a 51% general partnership interest and a 7.22% limited partnership interest in Inland Surgery Center, L.P. SC Affiliates also holds a 13.03% limited partnership interest in Inland Surgery Center, L.P.
- (145) Bakersfield-SC, LLC holds a 25% general partnership interest and a 71% limited partnership interest in Bakersfield Physicians Plaza Surgical Center, L.P.
- (146) Bakersfield Physicians Plaza Surgical Center, L.P. holds a 99% general partnership interest and Physicians Plaza Holdings, LLC holds a 1% limited partnership interest in Southwest Surgical Center of Bakersfield, L.P.
- (147) TBD
- (148) TBD
- (149) Muskogee Surgical Investors, LLC holds a 51% general partnership interest and a 17.5% limited partnership interest in Three Rivers Surgical Care, L.P.

STATEMENT AS OF SEPTEMBER 30, 2017 OF THE UnitedHealthcare Plan of the River Valley, Inc.

SCHEDULE Y
PART 1A - DETAIL OF INSURANCE HOLDING COMPANY SYSTEM

1	2	3	4	5	6	7	8	9	10	11	12	13	14	15	16
Group Code	Group Name	NAIC Company Code	ID Number	Federal RSSD	CIK	Name of Securities Exchange if Publicly Traded (U.S. or International)	Names of Parent, Subsidiaries Or Affiliates	Domiciliary Location	Relationship to Reporting Entity	Directly Controlled by (Name of Entity/Person)	Type of Control (Ownership, Board, Management, Attorney-in-Fact, Influence, Other)	If Control is Ownership Provide Percentage	Ultimate Controlling Entity(ies)/Person(s)	Is an SCA Filing Required? (Y/N)	*
		.0000	98-1308130		0001363851		1070715 B.C. Unlimited Liability Company	..CAN	..NIA	OptumRx Group Holdings, Inc.	Ownership	100.000	UnitedHealth Group Incorporated		
		.0000	27-2624551				310 Canyon Medical, LLC	..CA	..NIA	Monarch Management Services, Inc.	Ownership	100.000	UnitedHealth Group Incorporated		
		.0000	41-1913523				ACN Group IPA of New York, Inc.	..NY	..NIA	OptumHealth Care Solutions, LLC	Ownership	100.000	UnitedHealth Group Incorporated		
		.0000	27-0015861				ACN Group of California, Inc.	..CA	..IA	OptumHealth Care Solutions, LLC	Ownership	100.000	UnitedHealth Group Incorporated		
		.0000	26-4093335				Advanced Surgical Hospital, LLC		..NIA	SCA Southwestern PA, LLC	Ownership	51.000	UnitedHealth Group Incorporated		1
							Advocate Condell Ambulatory Surgery Center, LLC	..IL	..NIA	Advocate-SCA Partners, LLC	Ownership	81.645	UnitedHealth Group Incorporated		1
		.0000	47-5337115				Advocate Sherman Ambulatory Surgery Center, LLC	..IL	..NIA	Advocate-SCA Partners, LLC	Ownership	100.000	UnitedHealth Group Incorporated		
		.0000					Advocate-SCA Holdings, LLC	..DE	..NIA	Surgical Care Affiliates, LLC	Ownership	100.000	UnitedHealth Group Incorporated		
		.0000	47-4012497				Advocate-SCA Partners, LLC	..DE	..NIA	SCA-IIIinois, LLC	Ownership	51.000	UnitedHealth Group Incorporated		1
		.0000	35-2109566				AHN Central Services, LLC	..IN	..NIA	AHN Target Holdings, LLC	Ownership	100.000	UnitedHealth Group Incorporated		
		.0000	35-2582899				AHN Target Holdings, LLC	..DE	..NIA	Collaborative Care Holdings, LLC	Ownership	80.100	UnitedHealth Group Incorporated		1
		.0000	92-0080881				Alaska Surgery Center, Inc.	..AK	..NIA	SC Affiliates, LLC	Ownership	100.000	UnitedHealth Group Incorporated		
		.0000	22-3493126		0001461390		Alere Health Improvement Company	..DE	..NIA	Alere Health, LLC	Ownership	100.000	UnitedHealth Group Incorporated		
		.0000	26-2564744		0001460933		Alere Health, LLC	..DE	..NIA	OptumHealth Care Solutions, LLC	Ownership	100.000	UnitedHealth Group Incorporated		
		.0000	58-1873062		0001156286		Alere of New York, Inc.	..NY	..NIA	Optum Women's and Children's Health, LLC	Ownership	100.000	UnitedHealth Group Incorporated		
		.0000	20-0231080		0001355945		Alere Wellbeing, Inc.	..DE	..NIA	Optum Services, Inc.	Ownership	100.000	UnitedHealth Group Incorporated		
		.0000	54-1776557		0001460931		Alere Wellology, Inc.	..DE	..NIA	Alere Health, LLC	Ownership	100.000	UnitedHealth Group Incorporated		
.0707	UnitedHealth Group Incorporated	82406	35-1665915				All Savers Insurance Company	..IN	..IA	Golden Rule Financial Corporation	Ownership	100.000	UnitedHealth Group Incorporated		
							All Savers Life Insurance Company of California	..CA	..IA	Golden Rule Financial Corporation	Ownership	100.000	UnitedHealth Group Incorporated		
.0707	UnitedHealth Group Incorporated	73130	35-1744596				Alliance Surgical Center, LLC	..FL	..NIA	SCA-Alliance, LLC	Ownership	64.856	UnitedHealth Group Incorporated		1
		.0000	27-1367127				Ambient Healthcare of Central Florida, Inc.	..FL	..NIA	Ambient Healthcare, Inc.	Ownership	100.000	UnitedHealth Group Incorporated		
		.0000	55-0802777				Ambient Healthcare of Northeast Florida, Inc.	..FL	..NIA	Ambient Healthcare, Inc.	Ownership	100.000	UnitedHealth Group Incorporated		
		.0000	20-4881413				Ambient Healthcare of S. Florida, Inc.	..FL	..NIA	Ambient Healthcare, Inc.	Ownership	100.000	UnitedHealth Group Incorporated		
		.0000	33-1012700				Ambient Healthcare of West Florida, Inc.	..FL	..NIA	Ambient Healthcare, Inc.	Ownership	100.000	UnitedHealth Group Incorporated		
		.0000	55-0802774				Ambient Healthcare, Inc.	..FL	..NIA	Ambient Holdings, Inc.	Ownership	100.000	UnitedHealth Group Incorporated		
		.0000	65-1095227				Ambient Holdings, Inc.	..DE	..NIA	BriovaRx Infusion Services, Inc.	Ownership	100.000	UnitedHealth Group Incorporated		
		.0000	45-2161438				Ambient Nursing Services, Inc.	..FL	..NIA	Ambient Healthcare, Inc.	Ownership	100.000	UnitedHealth Group Incorporated		
		.0000	26-3738273				American Health Network of Indiana Care Organization, LLC	..IN	..NIA	AHN Target Holdings, LLC	Ownership	100.000	UnitedHealth Group Incorporated		
		.0000	45-4770582				American Health Network of Indiana II, LLC	..IN	..NIA	AHN Target Holdings, LLC	Ownership	100.000	UnitedHealth Group Incorporated		
.0707	UnitedHealth Group Incorporated	52623	35-2108729				American Health Network of Indiana, LLC	..IN	..IA	AHN Target Holdings, LLC	Ownership	100.000	UnitedHealth Group Incorporated		
		.0000					American Health Network of Ohio Care Organization, LLC	..OH	..NIA	AHN Target Holdings, LLC	Ownership	100.000	UnitedHealth Group Incorporated		
		.0000	45-4132160				American Health Network of Ohio II, LLC	..OH	..NIA	AHN Target Holdings, LLC	Ownership	100.000	UnitedHealth Group Incorporated		
		.0000	31-1424956				American Health Network of Ohio, LLC	..OH	..NIA	AHN Target Holdings, LLC	Ownership	100.000	UnitedHealth Group Incorporated		
		.0000	31-1424957				American Health Network of Ohio, LLC	..OH	..NIA	AHN Target Holdings, LLC	Ownership	100.000	UnitedHealth Group Incorporated		
		.0000	54-1743136		0001122263		AmeriChoice Corporation	..DE	..NIA	UnitedHealth Group Incorporated	Ownership	100.000	UnitedHealth Group Incorporated		
		.0000	54-1743141				AmeriChoice Health Services, Inc.	..DE	..NIA	AmeriChoice Corporation	Ownership	100.000	UnitedHealth Group Incorporated		
.0707	UnitedHealth Group Incorporated	95497	22-3368602				AmeriChoice of New Jersey, Inc.	..NJ	..IA	AmeriChoice Corporation	Ownership	100.000	UnitedHealth Group Incorporated		
		.0000					Amil Assistência Médica Internacional S.A.	..BRA	..NIA	Amil Assistência Médica Internacional S.A.	Ownership	98.928	UnitedHealth Group Incorporated		
		.0000	98-1108620				Amico Saúde Ltda.	..BRA	..NIA	Cemed Care - Empresa de Atendimento Clínico Geral Ltda.	Ownership	1.072	UnitedHealth Group Incorporated		
		.0000	98-1108620				Amico Saúde Ltda.	..BRA	..NIA	Polar II Fundo de Investimento em Participações Multiestratégia	Ownership	90.230	UnitedHealth Group Incorporated		2
		.0000			0001447698		Amil Assistência Médica Internacional S.A.	..BRA	..NIA	Esho - Empresa de Serviços Hospitalares S.A.	Ownership	99.950	UnitedHealth Group Incorporated		
		.0000	98-1109085				Amil Clinical Research Participações Ltda.	..BRA	..NIA	Cemed Care - Empresa de Atendimento Clínico Geral Ltda.	Ownership	0.050	UnitedHealth Group Incorporated		
		.0000	98-1109085				Amil Clinical Research Participações Ltda.	..BRA	..NIA	Amil Assistência Médica Internacional S.A.	Ownership	100.000	UnitedHealth Group Incorporated		
		.0000	98-1138212				AMIL International	..LUX	..NIA		Ownership	100.000	UnitedHealth Group Incorporated		

STATEMENT AS OF SEPTEMBER 30, 2017 OF THE UnitedHealthcare Plan of the River Valley, Inc.

SCHEDULE Y
PART 1A - DETAIL OF INSURANCE HOLDING COMPANY SYSTEM

1	2	3	4	5	6	7	8	9	10	11	12	13	14	15	16
Group Code	Group Name	NAIC Company Code	ID Number	Federal RSSD	CIK	Name of Securities Exchange if Publicly Traded (U.S. or International)	Names of Parent, Subsidiaries Or Affiliates	Domiciliary Location	Relationship to Reporting Entity	Directly Controlled by (Name of Entity/Person)	Type of Control (Ownership, Board, Management, Attorney-in-Fact, Influence, Other)	If Control is Ownership Provide Percentage	Ultimate Controlling Entity(ies)/Person(s)	Is an SCA Filing Required? (Y/N)	*
		.00000	36-4210293				Antelope Valley Surgery Center, L.P.	CA	NIA	NSC Lancaster, LLC	Ownership	81.240	UnitedHealth Group Incorporated		3
		.00000	27-2068687				AppleCare Medical Management, LLC	DE	NIA	Collaborative Care Holdings, LLC	Ownership	100.000	UnitedHealth Group Incorporated		
		.00000	46-2728964				Arise Healthcare System, LLC	DE	NIA	SCA Austin Medical Center Holdings, LLC	Ownership	52.800	UnitedHealth Group Incorporated		1
		.00000	86-0813232				Arizona Physicians IPA, Inc.	AZ	IA	UnitedHealthcare, Inc.	Ownership	100.000	UnitedHealth Group Incorporated		
		.00000	46-3907136				ASC Connecticut Holdings, LLC	DE	NIA	Surgical Care Affiliates, LLC	Ownership	100.000	UnitedHealth Group Incorporated		
		.00000	95-4348431				ASC Holdings of New Jersey, LLC	NJ	NIA	SC Affiliates, LLC	Ownership	100.000	UnitedHealth Group Incorporated		
		.00000	90-0369702				ASC Network, LLC	DE	NIA	Surgical Care Affiliates, LLC	Ownership	100.000	UnitedHealth Group Incorporated		
		.00000	26-3878957				ASI Global, LLC	TX	NIA	FrontierMEDX, Inc.	Ownership	100.000	UnitedHealth Group Incorporated		
		.00000	45-4014891				AssuranceRx, LLC	AL	NIA	BriovaRx, LLC	Ownership	100.000	UnitedHealth Group Incorporated		
		.00000	47-0990056		0001529111		Athens ASC Holdings, LLC	GA	NIA	SCA Athens, LLC	Ownership	53.000	UnitedHealth Group Incorporated		1
		.00000	90-0368187				Audax Health Solutions, LLC	DE	NIA	Rally Health, Inc.	Ownership	100.000	UnitedHealth Group Incorporated		
		.00000	90-0632302				Aveta Arizona, Inc.	AZ	NIA	NAMM Holdings, Inc.	Ownership	100.000	UnitedHealth Group Incorporated		
		.00000	20-4057813		0001355487		Aveta Health Solutions Inc.	DE	NIA	NAMM Holdings, Inc.	Ownership	100.000	UnitedHealth Group Incorporated		
		.00000	27-2823524				Aveta Inc.	DE	NIA	Collaborative Care Holdings, LLC	Ownership	100.000	UnitedHealth Group Incorporated		
		.00000	36-4704309				Aveta Kansas City, Inc.	KS	NIA	NAMM Holdings, Inc.	Ownership	100.000	UnitedHealth Group Incorporated		
		.00000	30-0842394				Aveta Tennessee, Inc.	DE	NIA	NAMM Holdings, Inc.	Ownership	100.000	UnitedHealth Group Incorporated		
		.00000	61-1708598				AxelaCare Intermediate Holdings, LLC	DE	NIA	OptumRx, Inc.	Ownership	100.000	UnitedHealth Group Incorporated		
		.00000	72-1097827				AxelaCare, LLC	DE	NIA	AxelaCare Intermediate Holdings, LLC	Ownership	100.000	UnitedHealth Group Incorporated		
		.00000	62-1601443				B.R.A.S.S. Partnership in Commendam	LA	NIA	Surgery Center Holding, LLC	Ownership	74.940	UnitedHealth Group Incorporated		4
		.00000	62-1601445				Bakersfield Physicians Plaza Surgical Center, L.P.	TN	NIA	Bakersfield-SC, LLC	Ownership	96.000	UnitedHealth Group Incorporated		5
		.00000	47-4504390				Bakersfield-SC, LLC	DE	NIA	SC Affiliates, LLC	Ownership	100.000	UnitedHealth Group Incorporated		
		.00000	88-0267857				Beach Surgical Holdings III, LLC	CA	NIA	Surgicare of La Veta, Inc.	Ownership	68.860	UnitedHealth Group Incorporated		1
		.00000	63-0847380				Behavioral Healthcare Options, Inc.	NV	NIA	Sierra Health Services, Inc.	Ownership	100.000	UnitedHealth Group Incorporated		
		.00000	20-5337793				Birmingham Outpatient Surgical Center, LLC	DE	NIA	Surgery Center Holding, LLC	Ownership	100.000	UnitedHealth Group Incorporated		
		.00000	05-0359457				Blackstone Valley Surgicare Acquisition, L.P.	RI	NIA	Blackstone Valley Surgicare GP, LLC	Ownership	99.000	UnitedHealth Group Incorporated		6
		.00000	27-2241593				Blackstone Valley Surgicare GP, LLC	RI	NIA	Surgery Center Holding, LLC	Ownership	100.000	UnitedHealth Group Incorporated		
		.00000	98-1112673				Blue Ridge GP, LLC	NC	NIA	SCA-Blue Ridge, LLC	Ownership	100.000	UnitedHealth Group Incorporated		
		.00000	98-1112673				Bosque Medical Center Ltda.	BRA	NIA	Amil Assistência Médica Internacional S.A.	Ownership	82.147	UnitedHealth Group Incorporated		
		.00000	98-1112673				Bosque Medical Center Ltda.	BRA	NIA	Esho – Empresa de Serviços Hospitalares S.A.	Ownership	17.853	UnitedHealth Group Incorporated		
		.00000	11-2997132				Brevard Specialty Surgery Center, LLC	FL	NIA	Melbourne Surgery Center, LLC	Ownership	100.000	UnitedHealth Group Incorporated		
		.00000	11-3485985				BriovaRx Infusion Services 100, Inc.	NY	NIA	BriovaRx Infusion Services, Inc.	Ownership	100.000	UnitedHealth Group Incorporated		
		.00000	90-0884047				BriovaRx Infusion Services 101, Inc.	NY	NIA	BriovaRx Infusion Services 100, Inc.	Ownership	100.000	UnitedHealth Group Incorporated		
		.00000	27-1533840				BriovaRx Infusion Services 102, LLC	DE	NIA	BriovaRx Infusion Services, Inc.	Ownership	100.000	UnitedHealth Group Incorporated		
		.00000	57-0861358				BriovaRx Infusion Services 103, LLC	DE	NIA	Serquinox Holdings LLC	Ownership	100.000	UnitedHealth Group Incorporated		
		.00000	63-1284325				BriovaRx Infusion Services 200, Inc.	SC	NIA	Ambient Healthcare, Inc.	Ownership	100.000	UnitedHealth Group Incorporated		
		.00000	20-4963945				BriovaRx Infusion Services 206, Inc.	AL	NIA	Ambient Healthcare, Inc.	Ownership	100.000	UnitedHealth Group Incorporated		
		.00000	55-0802779				BriovaRx Infusion Services 207, Inc.	AL	NIA	BriovaRx Infusion Services 206, Inc.	Ownership	100.000	UnitedHealth Group Incorporated		
		.00000	75-2196224				BriovaRx Infusion Services 208, Inc.	NC	NIA	Ambient Healthcare, Inc.	Ownership	100.000	UnitedHealth Group Incorporated		
		.00000	75-2196224				BriovaRx Infusion Services 209, Inc.	GA	NIA	Ambient Healthcare, Inc.	Ownership	100.000	UnitedHealth Group Incorporated		
		.00000	27-0668812				BriovaRx Infusion Services 301, LP	OK	NIA	BriovaRx Infusion Services, Inc.	Ownership	99.950	UnitedHealth Group Incorporated		
		.00000	26-2565032				BriovaRx Infusion Services 301, LP	OK	NIA	BriovaRx Infusion Services 305, LLC	Ownership	0.050	UnitedHealth Group Incorporated		
		.00000	02-0653265				BriovaRx Infusion Services 302, LLC	NE	NIA	BriovaRx Infusion Services, Inc.	Ownership	100.000	UnitedHealth Group Incorporated		
		.00000	26-4312858				BriovaRx Infusion Services 305, LLC	DE	NIA	BriovaRx Infusion Services, Inc.	Ownership	100.000	UnitedHealth Group Incorporated		
		.00000	47-0941801				BriovaRx Infusion Services 308, LLC	AZ	NIA	SCP Specialty Infusion, LLC	Ownership	100.000	UnitedHealth Group Incorporated		
		.00000	93-1103256				BriovaRx Infusion Services 401, LLC	CA	NIA	SCP Specialty Infusion, LLC	Ownership	100.000	UnitedHealth Group Incorporated		
		.00000	27-3918706		0001507772		BriovaRx Infusion Services 402, LLC	CA	NIA	SCP Specialty Infusion, LLC	Ownership	100.000	UnitedHealth Group Incorporated		
		.00000	20-4515146				BriovaRx Infusion Services 403, LLC	CA	NIA	SCP Specialty Infusion, LLC	Ownership	100.000	UnitedHealth Group Incorporated		
		.00000	27-3918706				BriovaRx Infusion Services 404, LLC	OR	NIA	SCP Specialty Infusion, LLC	Ownership	100.000	UnitedHealth Group Incorporated		
		.00000	20-4515146				BriovaRx Infusion Services, Inc.	DE	NIA	AxelaCare, LLC	Ownership	100.000	UnitedHealth Group Incorporated		
		.00000	20-4515146				BriovaRx of California, Inc.	CA	NIA	Salveo Specialty Pharmacy, Inc.	Ownership	100.000	UnitedHealth Group Incorporated		

STATEMENT AS OF SEPTEMBER 30, 2017 OF THE UnitedHealthcare Plan of the River Valley, Inc.

SCHEDULE Y
PART 1A - DETAIL OF INSURANCE HOLDING COMPANY SYSTEM

1	2	3	4	5	6	7	8	9	10	11	12	13	14	15	16
Group Code	Group Name	NAIC Company Code	ID Number	Federal RSSD	CIK	Name of Securities Exchange if Publicly Traded (U.S. or International)	Names of Parent, Subsidiaries Or Affiliates	Domiciliary Location	Relationship to Reporting Entity	Directly Controlled by (Name of Entity/Person)	Type of Control (Ownership, Board, Management, Attorney-in-Fact, Influence, Other)	If Control is Ownership Provide Percentage	Ultimate Controlling Entity(ies)/Person(s)	Is an SCA Filing Required? (Y/N)	*
		.0000	11-3647935				BriovaRx of Florida, Inc.	DE	NIA	OptumRx PBM of Illinois, Inc.	Ownership	100.000	UnitedHealth Group Incorporated		
		.0000	27-1930321				BriovaRx of Georgia, LLC	GA	NIA	BriovaRx, LLC	Ownership	100.000	UnitedHealth Group Incorporated		
		.0000	27-2348504				BriovaRx of Hawaii, LLC	HI	NIA	OptumRx PBM of Illinois, Inc.	Ownership	100.000	UnitedHealth Group Incorporated		
		.0000	46-2731176				BriovaRx of Indiana, LLC	IN	NIA	OptumRx PBM of Illinois, Inc.	Ownership	100.000	UnitedHealth Group Incorporated		
		.0000	46-2790537				BriovaRx of Louisiana, L.L.C.	LA	NIA	BriovaRx, LLC	Ownership	100.000	UnitedHealth Group Incorporated		
		.0000	01-0516051		0001601630		BriovaRx of Maine, Inc.	ME	NIA	OptumRx PBM of Illinois, Inc.	Ownership	100.000	UnitedHealth Group Incorporated		
		.0000	27-3331130				BriovaRx of Massachusetts, LLC	MA	NIA	OptumRx PBM of Illinois, Inc.	Ownership	100.000	UnitedHealth Group Incorporated		
		.0000	45-2532834				BriovaRx of Nevada, LLC	NV	NIA	OptumRx PBM of Illinois, Inc.	Ownership	100.000	UnitedHealth Group Incorporated		
		.0000	74-3103518				BriovaRx of New York, Inc.	NY	NIA	Salveo Specialty Pharmacy, Inc.	Ownership	100.000	UnitedHealth Group Incorporated		
		.0000	20-2719823				BriovaRx of Texas, Inc.	TX	NIA	BriovaRx of Florida, Inc.	Ownership	100.000	UnitedHealth Group Incorporated		
		.0000	55-0824381		0001601629		BriovaRx, LLC	AL	NIA	BriovaRx of Maine, Inc.	Ownership	100.000	UnitedHealth Group Incorporated		
		.0000	61-1732160				California MedTrans Network IPA LLC	CA	NIA	California MedTrans Network MSO LLC	Ownership	100.000	UnitedHealth Group Incorporated		
		.0000	36-4780748				California MedTrans Network MSO LLC	CA	NIA	National MedTrans, LLC	Ownership	100.000	UnitedHealth Group Incorporated		
		.0000	52-1597484				Camp Hill-SCA Centers, LLC	DE	NIA	SC Affiliates, LLC	Ownership	100.000	UnitedHealth Group Incorporated		
		.0000	46-1981651				Cardio Management, Inc.	DE	NIA	OrthoNet Holdings, Inc.	Ownership	100.000	UnitedHealth Group Incorporated		
		.0000	20-8375685				Care Improvement Plus Group Management, LLC	MD	NIA	XLHealth Corporation	Ownership	100.000	UnitedHealth Group Incorporated		
.0707	UnitedHealth Group Incorporated	12558	45-4976934				Care Improvement Plus of Texas Insurance Company	TX	IA	XLHealth Corporation	Ownership	100.000	UnitedHealth Group Incorporated		
.0707	UnitedHealth Group Incorporated	12567	20-3888112				Care Improvement Plus South Central Insurance Company	AR	IA	XLHealth Corporation	Ownership	100.000	UnitedHealth Group Incorporated		
.0707	UnitedHealth Group Incorporated	14041	27-5038136				Care Improvement Plus Wisconsin Insurance Company	WI	IA	XLHealth Corporation	Ownership	100.000	UnitedHealth Group Incorporated		
		.0000	98-1328471				Casa de Saúde Santa Therezinha S.A.	BRA	NIA	Hospital Alvorada de Taguatinga Ltda.	Ownership	100.000	UnitedHealth Group Incorporated		
		.0000	20-5807941				Catalyst360, LLC	DE	NIA	Optum Services, Inc.	Ownership	100.000	UnitedHealth Group Incorporated		
		.0000	46-0666840		0001600768		Catamaran Health Solutions, LLC	DE	NIA	OptumRx Administrative Services, LLC	Ownership	100.000	UnitedHealth Group Incorporated		
		.0000	80-0870454		0001600637		Catamaran Holdings I, LLC	DE	NIA	OptumRx Group Holdings, Inc.	Ownership	100.000	UnitedHealth Group Incorporated		
		.0000	20-0218027				Catamaran IPA III, Inc.	NY	NIA	Catamaran PBM of Illinois II, Inc.	Ownership	100.000	UnitedHealth Group Incorporated		
		.0000	27-4241298				Catamaran Mail, LLC	DE	NIA	Catamaran Health Solutions, LLC	Ownership	100.000	UnitedHealth Group Incorporated		
		.0000	27-3419292				Catamaran of Pennsylvania, LLC	DE	NIA	Catamaran Health Solutions, LLC	Ownership	100.000	UnitedHealth Group Incorporated		
		.0000	36-4049815		0001600742		Catamaran PBM of Illinois II, Inc.	IL	NIA	OptumRx PBM of Maryland, LLC	Ownership	100.000	UnitedHealth Group Incorporated		
		.0000	26-1424534				Catamaran PBM of Puerto Rico, LLC	NV	NIA	OptumRx PBM of Maryland, LLC	Ownership	100.000	UnitedHealth Group Incorporated		
		.0000	16-1767416				Catamaran PD of Pennsylvania, LLC	PA	NIA	Catamaran of Pennsylvania, LLC	Ownership	100.000	UnitedHealth Group Incorporated		
		.0000	26-1438879				Catamaran PD of Puerto Rico, LLC	NV	NIA	OptumRx PBM of Maryland, LLC	Ownership	100.000	UnitedHealth Group Incorporated		
		.0000	26-3633484		0001601643		Catamaran Rebate Management, Inc.	NV	NIA	OptumRx PBM of Maryland, LLC	Ownership	100.000	UnitedHealth Group Incorporated		
		.0000	98-1069737		0001600973		Catamaran S.á.r.l.	LUX	NIA	OptumRx Group Holdings, Inc.	Ownership	100.000	UnitedHealth Group Incorporated		
		.0000	26-0543382				Catamaran Senior Services, LLC	AL	NIA	Optum Hospice Pharmacy Services, LLC	Ownership	100.000	UnitedHealth Group Incorporated		
		.0000	27-2533497				Cedar Park Surgery Center, LLC	TX	NIA	SCA Cedar Park Holdings, LLC	Ownership	55.550	UnitedHealth Group Incorporated		1
		.0000	98-1111491				Cemed Care - Empresa de Atendimento Clínico Geral Ltda.	BRA	NIA	Amil Assistência Médica Internacional S.A.	Ownership	100.000	UnitedHealth Group Incorporated		
		.0000	98-1111491				Cemed Care - Empresa de Atendimento Clínico Geral Ltda.	BRA	NIA	Amico Saúde Ltda.	Ownership	0.000	UnitedHealth Group Incorporated		
		.0000	45-4131797				Central Indiana Care Organization, LLC	IN	NIA	AHN Target Holdings, LLC	Ownership	100.000	UnitedHealth Group Incorporated		
		.0000	45-5600514				Central Ohio Care Organization, LLC	OH	NIA	AHN Target Holdings, LLC	Ownership	100.000	UnitedHealth Group Incorporated		
		.0000					CentriHealth, LLC	DE	NIA	UnitedHealth Group Incorporated	Ownership	100.000	UnitedHealth Group Incorporated		
		.0000					CentriHealth Corporation	CAN	NIA	CentriHealth, LLC	Ownership	100.000	UnitedHealth Group Incorporated		
		.0000					CentriHealth UK, Limited	GBR	NIA	CentriHealth, LLC	Ownership	100.000	UnitedHealth Group Incorporated		
		.0000	98-1310461				Centro Médico PJ Ltda.	BRA	NIA	Esho - Empresa de Serviços Hospitalares S.A.	Ownership	100.000	UnitedHealth Group Incorporated		
		.0000	98-1310461				Centro Médico PJ Ltda.	BRA	NIA	Cemed Care - Empresa de Atendimento Clínico Geral Ltda.	Ownership	0.000	UnitedHealth Group Incorporated		
		.0000	46-1454664				Channel Islands Surgicenter Properties, LLC	CA	NIA	SCA Holding Company, Inc.	Ownership	62.743	UnitedHealth Group Incorporated		1
		.0000	62-1262567				Charlotte-SC, LLC	DE	NIA	SC Affiliates, LLC	Ownership	100.000	UnitedHealth Group Incorporated		
		.0000	26-2389638				Childrens Surgery Center, LLC	FL	NIA	SCA-Central Florida, LLC	Ownership	52.202	UnitedHealth Group Incorporated		1
		.0000	98-1093539				ChinaGate (Hong Kong) Limited	HKG	NIA	Optum, Inc.	Ownership	100.000	UnitedHealth Group Incorporated		

STATEMENT AS OF SEPTEMBER 30, 2017 OF THE UnitedHealthcare Plan of the River Valley, Inc.

SCHEDULE Y
PART 1A - DETAIL OF INSURANCE HOLDING COMPANY SYSTEM

1	2	3	4	5	6	7	8	9	10	11	12	13	14	15	16
Group Code	Group Name	NAIC Company Code	ID Number	Federal RSSD	CIK	Name of Securities Exchange if Publicly Traded (U.S. or International)	Names of Parent, Subsidiaries Or Affiliates	Domiciliary Location	Relationship to Reporting Entity	Directly Controlled by (Name of Entity/Person)	Type of Control (Ownership, Board, Management, Attorney-in-Fact, Influence, Other)	If Control is Ownership Provide Percentage	Ultimate Controlling Entity(ies)/Person(s)	Is an SCA Filing Required? (Y/N)	*
		.0000	98-1094627				ChinaGate Company Limited	CHN	NIA	ChinaGate (Hong Kong) Limited	Ownership	100.000	UnitedHealth Group Incorporated		
		.0000	62-1510209				Citrus Regional Surgery Center, L.P.	TN	NIA	SCA-Citrus, Inc.	Ownership	57.000	UnitedHealth Group Incorporated		7
		.0000	98-1350667				Clínica Médico Cirúrgica de Santa Tecla, S.A.	PRT	NIA	Lusiadas, SGPS, S.A.	Ownership	100.000	UnitedHealth Group Incorporated		
		.0000	98-1337965				Clínica Oftalmologica Danilo de Castro Sociedade Simples	BRA	NIA	Hospital Alvorada de Taguatinga Ltda.	Ownership	99.667	UnitedHealth Group Incorporated		
		.0000	98-1337965				Clínica Oftalmologica Danilo de Castro Sociedade Simples	BRA	NIA	Lotten-Eyes Oftalmologia Clinica e Cirurgica Ltda.	Ownership	0.333	UnitedHealth Group Incorporated		
		.0000	98-1350671				CLISA – Clínica de Santo Antônio, S.A.	PRT	NIA	Lusiadas, SGPS, S.A.	Ownership	100.000	UnitedHealth Group Incorporated		
		.0000	98-1337968				CMO – Centro Médico de Oftalmologia S/S Ltda.	BRA	NIA	Hospital Alvorada de Taguatinga Ltda.	Ownership	99.000	UnitedHealth Group Incorporated		
		.0000	98-1337968				CMO – Centro Médico de Oftalmologia S/S Ltda.	BRA	NIA	Lotten-Eyes Oftalmologia Clinica e Cirurgica Ltda.	Ownership	1.000	UnitedHealth Group Incorporated		
		.0000	98-1277015				CMS – Central de Manipulação e Serviços Farmacêuticos S.A.	BRA	NIA	COI – Clínicas Oncológicas Integradas S.A.	Ownership	100.000	UnitedHealth Group Incorporated		
		.0000	71-0873411				CNIC Health Solutions, Inc.	CO	NIA	Rocky Mountain HealthCare Options, Inc.	Ownership	100.000	UnitedHealth Group Incorporated		
		.0000	56-2674371				Coachella Valley Physicians of PrimeCare, Inc.	CA	NIA	PrimeCare Medical Network, Inc.	Ownership	100.000	UnitedHealth Group Incorporated		
		.0000	27-1193028		0001600967		Coalition for Advanced Pharmacy Services, Inc.	DE	NIA	Catamaran Health Solutions, LLC	Ownership	100.000	UnitedHealth Group Incorporated		
		.0000	98-1276040				COI – Clínicas Oncológicas Integradas S.A.	BRA	NIA	COI Participações S.A.	Ownership	100.000	UnitedHealth Group Incorporated		
		.0000	98-1275801				COI Participações S.A.	BRA	NIA	Esho – Empresa de Serviços Hospitalares S.A.	Ownership	89.102	UnitedHealth Group Incorporated		8
		.0000	27-2337616				Collaborative Care Holdings, LLC	DE	NIA	OptumHealth Holdings, LLC	Ownership	100.000	UnitedHealth Group Incorporated		
		.0000	27-2337487				Collaborative Care Services, Inc.	DE	NIA	Collaborative Care Holdings, LLC	Ownership	100.000	UnitedHealth Group Incorporated		
		.0000	27-3470466				Collaborative Care Solutions, LLC	DE	NIA	Collaborative Care Services, Inc.	Ownership	100.000	UnitedHealth Group Incorporated		
		.0000	45-2614005				Collaborative Realty, LLC	NY	NIA	Collaborative Care Holdings, LLC	Ownership	100.000	UnitedHealth Group Incorporated		
		.0000	84-1160450				Colorado Springs Surgery Center, Ltd.	CO	NIA	SCA-Colorado Springs, LLC	Ownership	51.000	UnitedHealth Group Incorporated		9
		.0000	11-3647007				Comfort Care Transportation, LLC	TX	NIA	WellMed Medical Management, Inc.	Ownership	100.000	UnitedHealth Group Incorporated		
		.0000	06-1592173				Connecticut Surgery Center, Limited Partnership	CT	NIA	Connecticut Surgical Center, LLC	Ownership	51.000	UnitedHealth Group Incorporated		10
		.0000	26-1313646				Connecticut Surgery Properties, LLC	DE	NIA	Connecticut Surgical Center, LLC	Ownership	100.000	UnitedHealth Group Incorporated		
		.0000	06-1156342				Connecticut Surgical Center, LLC	DE	NIA	Surgical Care Affiliates, LLC	Ownership	75.000	UnitedHealth Group Incorporated		8
		.0000	20-5654789				Crescent Drug Corp.	NY	NIA	Salveo Specialty Pharmacy, Inc.	Ownership	100.000	UnitedHealth Group Incorporated		
		.0000	26-0080565				Cypress Care, Inc.	DE	NIA	Healthcare Solutions, Inc.	Ownership	100.000	UnitedHealth Group Incorporated		
		.0000					Day-Op Surgery Consulting Company, LLC	DE	NIA	ProHEALTH Medical Management, LLC	Ownership	100.000	UnitedHealth Group Incorporated		
		.0000	52-1811176				DBP Services of New York IPA, Inc.	NY	NIA	Dental Benefit Providers, Inc.	Ownership	100.000	UnitedHealth Group Incorporated		
		.0000	52-1452809				Dental Benefit Providers of California, Inc.	CA	IA	Dental Benefit Providers, Inc.	Ownership	100.000	UnitedHealth Group Incorporated		
.0707	UnitedHealth Group Incorporated	.52053	36-4008355				Dental Benefit Providers of Illinois, Inc.	IL	IA	Dental Benefit Providers, Inc.	Ownership	100.000	UnitedHealth Group Incorporated		
		.0000	41-2014834				Dental Benefit Providers, Inc.	DE	NIA	United HealthCare Services, Inc.	Ownership	100.000	UnitedHealth Group Incorporated		
		.0000	34-2064423				Diagnostic and Interventional Surgical Center, LLC	CA	NIA	SCA-Marina Del Ray LLC	Ownership	51.000	UnitedHealth Group Incorporated		1
		.0000	98-1285762				Dilab Medicina Nuclear Ltda.	BRA	NIA	Esho – Empresa de Serviços Hospitalares S.A.	Ownership	85.000	UnitedHealth Group Incorporated		11
		.0000	27-4245123				DISC Surgery Center at Newport Beach, LLC	CA	NIA	SCA-Newport Beach, LLC	Ownership	51.000	UnitedHealth Group Incorporated		1
		.0000	30-0238641				Distance Learning Network, Inc.	DE	NIA	OptumHealth Holdings, LLC	Ownership	100.000	UnitedHealth Group Incorporated		
		.0000	27-2103713				Dublin Surgery Center, LLC	OH	NIA	SCA-Dublin, LLC	Ownership	56.000	UnitedHealth Group Incorporated		1
		.0000					Duncan Printing Services, LLC	SC	NIA	UnitedHealthcare Insurance Company	Ownership	100.000	UnitedHealth Group Incorporated		
		.0000	59-3625966				DWIC of Tampa Bay, Inc.	FL	NIA	MedExpress Development, LLC	Ownership	100.000	UnitedHealth Group Incorporated		
		.0000	59-3705426				E Street Endoscopy, LLC	FL	NIA	West Coast Endoscopy Holdings, LLC	Ownership	51.000	UnitedHealth Group Incorporated		1
		.0000	02-0593133				East Brunswick Surgery Center, LLC	NJ	NIA	ASC Holdings of New Jersey, LLC	Ownership	51.000	UnitedHealth Group Incorporated		1
		.0000	71-0923682				eCode Solutions, LLC	DE	NIA	Surgical Care Affiliates, LLC	Ownership	100.000	UnitedHealth Group Incorporated		
		.0000	84-1162764				Electronic Network Systems, Inc.	DE	NIA	OptumInsight, Inc.	Ownership	100.000	UnitedHealth Group Incorporated		

STATEMENT AS OF SEPTEMBER 30, 2017 OF THE UnitedHealthcare Plan of the River Valley, Inc.

SCHEDULE Y
PART 1A - DETAIL OF INSURANCE HOLDING COMPANY SYSTEM

1	2	3	4	5	6	7	8	9	10	11	12	13	14	15	16
Group Code	Group Name	NAIC Company Code	ID Number	Federal RSSD	CIK	Name of Securities Exchange if Publicly Traded (U.S. or International)	Names of Parent, Subsidiaries Or Affiliates	Domi-ciliary Location	Relation-ship to Reporting Entity	Directly Controlled by (Name of Entity/Person)	Type of Control (Ownership, Board, Management, Attorney-in-Fact, Influence, Other)	If Control is Ownership Provide Percentage	Ultimate Controlling Entity(ies)/Person(s)	Is an SCA Filing Re-quired? (Y/N)	*
		.00000	98-1103713				ELG FZE	ARE	NIA	FrontierMEDEX Limited	Ownership	100.000	UnitedHealth Group Incorporated		
		.00000	98-1339173				Elual Participações S.A.	BRA	NIA	Amil Assistência Médica Internacional S.A.	Ownership	60.000	UnitedHealth Group Incorporated		
		.00000	98-1339173				Elual Participações S.A.	BRA	NIA	Esho – Empresa de Serviços Hospitalares S.A.	Ownership	40.000	UnitedHealth Group Incorporated		
		.00000					Empire Physician Management Company, LLC	CA	NIA	North American Medical Management California, Inc.	Ownership	100.000	UnitedHealth Group Incorporated		
		.00000	47-3495605				Endoscopy Center Affiliates, Inc.	DE	NIA	National Surgery Centers, LLC	Ownership	100.000	UnitedHealth Group Incorporated		
		.00000					EP Campus I, LLC	DE	NIA	UnitedHealthcare Insurance Company	Ownership	100.000	UnitedHealth Group Incorporated		
		.00000	98-1111172				Esho – Empresa de Serviços Hospitalares S.A.	BRA	NIA	Amil Assistência Médica Internacional S.A.	Ownership	99.636	UnitedHealth Group Incorporated		12
		.00000	98-1122399				Etho – Empresa de Tecnologia Hospitalar Ltda.	BRA	NIA	Amil Assistência Médica Internacional S.A.	Ownership	82.642	UnitedHealth Group Incorporated		11
		.00000	86-0964571				Evercare Collaborative Solutions, Inc.	DE	NIA	Ovations, Inc.	Ownership	100.000	UnitedHealth Group Incorporated		
		.00000	98-1111239				Excellion Serviços Biomédicos Ltda.	BRA	NIA	Esho – Empresa de Serviços Hospitalares S.A.	Ownership	100.000	UnitedHealth Group Incorporated		
		.00000	98-1111239				Excellion Serviços Biomédicos Ltda.	BRA	NIA	Cemed Care – Empresa de Atendimento Clínico Geral Ltda.	Ownership	0.000	UnitedHealth Group Incorporated		
		.00000	11-3669765				Executive Health Resources, Inc.	PA	NIA	OptumInsight, Inc.	Ownership	100.000	UnitedHealth Group Incorporated		
		.00000	30-0701899				Executive Surgery Center, LLC	TX	NIA	SCA-Houston Executive, LLC	Ownership	55.000	UnitedHealth Group Incorporated		1
		.00000	98-1259260				Exploration for Mine Clearance, LLC	JRO	NIA	FrontierMEDEX Limited	Ownership	100.000	UnitedHealth Group Incorporated		
		.00000	88-0223385				Family Health Care Services	NV	NIA	Sierra Health Services, Inc.	Ownership	100.000	UnitedHealth Group Incorporated		
		.00000	88-0257036				Family Home Hospice, Inc.	NV	NIA	Sierra Health Services, Inc.	Ownership	100.000	UnitedHealth Group Incorporated		
		.00000	26-4106571				First Rx Specialty and Mail Services, LLC	DE	NIA	Catamaran Health Solutions, LLC	Ownership	100.000	UnitedHealth Group Incorporated		
		.00000	62-1551098				Florence Surgery Center, L.P.	AL	NIA	SCA-Florence, LLC	Ownership	50.000	UnitedHealth Group Incorporated		13
		.00000	32-0432993				Florida MedTrans Network LLC	FL	NIA	Florida MedTrans Network MSO LLC	Ownership	100.000	UnitedHealth Group Incorporated		
		.00000	36-4778512				Florida MedTrans Network MSO LLC	FL	NIA	National MedTrans, LLC	Ownership	100.000	UnitedHealth Group Incorporated		
		.00000	35-2456267				FMG Holdings, LLC	DE	NIA	UnitedHealth Group Incorporated	Ownership	100.000	UnitedHealth Group Incorporated		
		.00000	86-0908902				For Health of Arizona, Inc.	AZ	NIA	For Health, Inc.	Ownership	100.000	UnitedHealth Group Incorporated		
		.00000	33-0766617				For Health, Inc.	DE	NIA	Inspiris, Inc.	Ownership	100.000	UnitedHealth Group Incorporated		
		.00000	20-3412606				Franklin Surgical Center, LLC	NJ	NIA	SCA-Franklin, LLC	Ownership	55.000	UnitedHealth Group Incorporated		1
		.00000	98-1172769				Frontier Medex Tanzania Limited	TZA	NIA	UnitedHealthcare Global Medical (UK) Limited	Ownership	99.000	UnitedHealth Group Incorporated		14
		.00000	68-0679514				FrontierMEDEX (RMS), Inc.	DE	NIA	FMG Holdings, LLC	Ownership	100.000	UnitedHealth Group Incorporated		
		.00000	45-5339512				FrontierMEDEX Government Services, LLC	DE	NIA	FMG Holdings, LLC	Ownership	100.000	UnitedHealth Group Incorporated		
		.00000	98-1147103				FrontierMEDEX Kenya Limited	KEN	NIA	UnitedHealthcare Global Medical (UK) Limited	Ownership	99.900	UnitedHealth Group Incorporated		
		.00000	98-1147103				FrontierMEDEX Kenya Limited	KEN	NIA	UnitedHealthcare International I B.V.	Ownership	0.100	UnitedHealth Group Incorporated		
		.00000	98-1101521				FrontierMEDEX Limited	JRO	NIA	UnitedHealthcare Global Medical (UK) Limited	Ownership	100.000	UnitedHealth Group Incorporated		
		.00000	33-1219808				FrontierMEDEX US, Inc.	DE	NIA	FMG Holdings, LLC	Ownership	100.000	UnitedHealth Group Incorporated		
		.00000	52-2230470				FrontierMEDEX, Inc.	IN	NIA	FrontierMEDEX US, Inc.	Ownership	100.000	UnitedHealth Group Incorporated		
		.00000	63-0833765				Gadsden Surgery Center, LLC	DE	NIA	SC Affiliates, LLC	Ownership	100.000	UnitedHealth Group Incorporated		
		.00000	62-1488653				Gadsden Surgery Center, Ltd.	AL	NIA	Gadsden Surgery Center, LLC	Ownership	51.000	UnitedHealth Group Incorporated		15
		.00000	62-1600268				Gainesville Surgery Center, L.P.	TN	NIA	SCA-Northeast Georgia Health, LLC	Ownership	51.000	UnitedHealth Group Incorporated		16
		.00000	37-0920164				gethealthinsurance.com Agency, Inc.	IN	NIA	Golden Rule Financial Corporation	Ownership	100.000	UnitedHealth Group Incorporated		
		.00000	65-1025514				Gladiolus Surgery Center, L.L.C.	FL	NIA	SCA-Gladiolus, LLC	Ownership	50.000	UnitedHealth Group Incorporated		1
		.00000	62-1601450				Glenwood-SC, Inc.	TN	NIA	SC Affiliates, LLC	Ownership	100.000	UnitedHealth Group Incorporated		
		.00000	20-3420886				Golden Outlook, Inc.	CA	NIA	Collaborative Care Holdings, LLC	Ownership	100.000	UnitedHealth Group Incorporated		
		.00000	37-0855360				Golden Rule Financial Corporation	DE	NIA	UnitedHealth Group Incorporated	Ownership	100.000	UnitedHealth Group Incorporated		
.0707	UnitedHealth Group Incorporated	.62286	37-6028756	3057283	3057283		Golden Rule Insurance Company	IN	IA	Golden Rule Financial Corporation	Ownership	100.000	UnitedHealth Group Incorporated		
		.00000	33-0529450				Golden Triangle Surgicenter, L.P.	CA	NIA	Surgery Centers-West Holdings, LLC	Ownership	71.000	UnitedHealth Group Incorporated		17
		.00000	01-0619096				Grove Place Surgery Center, L.L.C.	FL	NIA	SCA-Grove Place, LLC	Ownership	52.580	UnitedHealth Group Incorporated		1
		.00000	98-0213198				H&W Indemnity (SPC), Ltd.	CYM	NIA	UnitedHealth Group Incorporated	Ownership	100.000	UnitedHealth Group Incorporated		

16.4

STATEMENT AS OF SEPTEMBER 30, 2017 OF THE UnitedHealthcare Plan of the River Valley, Inc.

SCHEDULE Y
PART 1A - DETAIL OF INSURANCE HOLDING COMPANY SYSTEM

1	2	3	4	5	6	7	8	9	10	11	12	13	14	15	16
Group Code	Group Name	NAIC Company Code	ID Number	Federal RSSD	CIK	Name of Securities Exchange if Publicly Traded (U.S. or International)	Names of Parent, Subsidiaries Or Affiliates	Domiciliary Location	Relationship to Reporting Entity	Directly Controlled by (Name of Entity/Person)	Type of Control (Ownership, Board, Management, Attorney-in-Fact, Influence, Other)	If Control is Ownership Provide Percentage	Ultimate Controlling Entity(ies)/Person(s)	Is an SCA Filing Required? (Y/N)	*
.0707	UnitedHealth Group Incorporated	.00000 79480	26-1227494 35-1279304				H.I. Investments Holding Company, LLC Harken Health Insurance Company Hartford Surgery Center, LLC	DE WI CT	NIA IA NIA	Health Inventures, LLC UnitedHealthcare, Inc. SunSurgery, LLC	Ownership Ownership Ownership	100.000 100.000 100.000	UnitedHealth Group Incorporated UnitedHealth Group Incorporated UnitedHealth Group Incorporated		
.0707	UnitedHealth Group Incorporated	.00000 96342	23-2171049 20-5944768 04-3723090 98-0153069				Health Business Systems, Inc. Health Inventures Employment Solutions, LLC Health Inventures, LLC Health Net Services (Bermuda) Ltd.	PA DE DE BMJ	NIA NIA NIA NIA	OptumRx Administrative Services, LLC Health Inventures, LLC SC Affiliates, LLC Oxford Health Plans LLC	Ownership Ownership Ownership Ownership	100.000 100.000 100.000 100.000	UnitedHealth Group Incorporated UnitedHealth Group Incorporated UnitedHealth Group Incorporated UnitedHealth Group Incorporated		
		.00000 96342	88-0201035 95-4763349				Health Plan of Nevada, Inc. HealthAllies, Inc.	NV DE	IA NIA	Sierra Health Services, Inc. OptumHealth Holdings, LLC	Ownership Ownership	100.000 100.000	UnitedHealth Group Incorporated UnitedHealth Group Incorporated		
		.00000 96342	77-0693060 84-1472832				Healthcare Solutions, Inc. HealthFirst IPA, Inc.	DE CO	NIA NIA	OptumRx Administrative Services, LLC New West Physicians, Inc.	Ownership Ownership	100.000 100.000	UnitedHealth Group Incorporated UnitedHealth Group Incorporated		
		.00000 96342	20-8910978 98-1286038				Highlands Ranch Healthcare, LLC Hospice Inspiris Holdings, Inc.	CO TN	NIA NIA	Urgent Care MSO, LLC Inspiris, Inc.	Ownership Ownership	100.000 100.000	UnitedHealth Group Incorporated UnitedHealth Group Incorporated		
		.00000 96342	98-1111920 98-1111920				Hospitais Associados de Pernambuco Ltda. Hospital Alvorada de Taguatinga Ltda.	BRA BRA	NIA NIA	Esho – Empresa de Serviços Hospitalares S.A. Anil Assistência Médica Internacional S.A.	Ownership Ownership	90.000 89.060	UnitedHealth Group Incorporated UnitedHealth Group Incorporated		11
		.00000 96342	98-1389272 98-1310065				Hospital Alvorada de Taguatinga Ltda. Hospital Ana Costa S.A.	BRA BRA	NIA NIA	Bosque Medical Center Ltda. Plano de Saúde Ana Costa Ltda.	Ownership Ownership	10.940 57.412	UnitedHealth Group Incorporated UnitedHealth Group Incorporated		18
		.00000 96342	98-1310065 98-1310065				Hospital de Clínicas de Jacarepaguá Ltda. Hospital de Clínicas de Jacarepaguá Ltda.	BRA BRA	NIA NIA	Esho – Empresa de Serviços Hospitalares S.A. Cemed Care – Empresa de Atendimento Clínico Geral Ltda.	Ownership Ownership	100.000 0.000	UnitedHealth Group Incorporated UnitedHealth Group Incorporated		
		.00000 96342	98-1328324 98-1328324				Hospital Samaritano de São Paulo Ltda. Hospital Samaritano de São Paulo Ltda.	BRA BRA	NIA NIA	S.A. Hospital Alvorada de Taguatinga Ltda.	Ownership Ownership	100.000 0.000	UnitedHealth Group Incorporated UnitedHealth Group Incorporated		
		.00000 96342	98-1332673 98-1332673				Hospital Santa Helena S.A. Hospital Santa Helena S.A.	BRA BRA	NIA NIA	Esho – Empresa de Serviços Hospitalares S.A. Esho – Empresa de Serviços Hospitalares S.A.	Ownership Ownership	65.210 34.790	UnitedHealth Group Incorporated UnitedHealth Group Incorporated		
		.00000 96342	26-2912304 26-4331825		0001441730		Humedica, Inc. Hygeia Corporation	DE DE	NIA NIA	United HealthCare Services, Inc. UnitedHealth International, Inc.	Ownership Ownership	100.000 100.000	UnitedHealth Group Incorporated UnitedHealth Group Incorporated		
		.00000 96342	98-1099968 98-1099968				Hygeia Corporation Hygeia Corporation	CAN CAN	NIA NIA	UnitedHealth Group International L.P. Optum Health & Technology Serviços do Brasil Ltda.	Ownership Ownership	100.000 100.000	UnitedHealth Group Incorporated UnitedHealth Group Incorporated		
		.00000 96342	98-1097022 98-1097022				Imed Star – Serviços de Desempenho Organizacional Ltda. Imed Star – Serviços de Desempenho Organizacional Ltda.	BRA BRA	NIA NIA	UHG Brasil Participações S.A.	Ownership Ownership	100.000 0.000	UnitedHealth Group Incorporated UnitedHealth Group Incorporated		
		.00000 96342	20-4351923 75-2574317				Impel Consulting Experts, L.L.C. Impel Management Services, L.L.C.	TX TX	NIA NIA	Impel Management Services, L.L.C. USMD Holdings, Inc.	Ownership Ownership	100.000 100.000	UnitedHealth Group Incorporated UnitedHealth Group Incorporated		
		.00000 96342	62-1484043 26-0711388				Indian River Surgery Center, Ltd. Indian River Surgery Properties, LLC.	FL FL	NIA NIA	Surgery Center of Vero Beach, Inc. Surgery Center of Vero Beach, Inc.	Ownership Ownership	59.000 100.000	UnitedHealth Group Incorporated UnitedHealth Group Incorporated		19
		.00000 96342	45-4132005 62-1641102				Indiana Care Organization, LLC Ingram & Associates, LLC	IN TN	NIA NIA	AHJ Target Holdings, LLC Optum360, LLC	Ownership Ownership	100.000 100.000	UnitedHealth Group Incorporated UnitedHealth Group Incorporated		
		.00000 96342	33-0018673 88-0482274				Inland Surgery Center, L.P. inPharmative, Inc.	CA NV	NIA NIA	Redlands Ambulatory Surgery Center Catamaran Health Solutions, LLC	Ownership Ownership	51.000 100.000	UnitedHealth Group Incorporated UnitedHealth Group Incorporated		20
		.00000 96342	13-4138668 13-4138665				INSPIRIS of New York IPA, Inc. INSPIRIS of New York Management, Inc.	NY NY	NIA NIA	Inspiris, Inc. Inspiris, Inc.	Ownership Ownership	100.000 100.000	UnitedHealth Group Incorporated UnitedHealth Group Incorporated		
		.00000 96342	26-2885572 26-0683057				INSPIRIS of Texas Physician Group Inspiris Services Company	TX TN	NIA NIA	Inspiris Services Company Inspiris, Inc.	Ownership Ownership	100.000 100.000	UnitedHealth Group Incorporated UnitedHealth Group Incorporated		
		.00000 96342	33-0766366 98-1097022				Inspiris, Inc. International Psychological Services Pty, Limited	DE AU	NIA NIA	Collaborative Care Holdings, LLC Optum Health & Technology (Australia) Pty Ltd	Ownership Ownership	100.000 100.000	UnitedHealth Group Incorporated UnitedHealth Group Incorporated		
		.00000 96342	32-0409538 32-0409538				IRX Financing I LLC Lifeprint Accountable Care Organization, LLC	DE DE	NIA NIA	OptumRx Administrative Services, LLC Collaborative Care Holdings, LLC	Ownership Ownership	100.000 100.000	UnitedHealth Group Incorporated UnitedHealth Group Incorporated		

STATEMENT AS OF SEPTEMBER 30, 2017 OF THE UnitedHealthcare Plan of the River Valley, Inc.

SCHEDULE Y
PART 1A - DETAIL OF INSURANCE HOLDING COMPANY SYSTEM

1	2	3	4	5	6	7	8	9	10	11	12	13	14	15	16
Group Code	Group Name	NAIC Company Code	ID Number	Federal RSSD	CIK	Name of Securities Exchange if Publicly Traded (U.S. or International)	Names of Parent, Subsidiaries Or Affiliates	Domiciliary Location	Relationship to Reporting Entity	Directly Controlled by (Name of Entity/Person)	Type of Control (Ownership, Board, Management, Attorney-in-Fact, Influence, Other)	If Control is Ownership Provide Percentage	Ultimate Controlling Entity(ies)/Person(s)	Is an SCA Filing Required? (Y/N)	*
		.00000	45-3143218				Lifepoint East, Inc.	DE	NIA	Collaborative Care Holdings, LLC	Ownership	100.000	UnitedHealth Group Incorporated		
		.00000	27-2309024				LifePrint Health, Inc.	DE	NIA	Collaborative Care Holdings, LLC	Ownership	100.000	UnitedHealth Group Incorporated		
		.00000	39-1974851				Logistics Health, Inc.	WI	NIA	OptumHealth Holdings, LLC	Ownership	100.000	UnitedHealth Group Incorporated		
		.00000	98-1337963				Lotten-Eyes Oftalmologia Clinica e Cirurgica Ltda.	BRA	NIA	Hospital Alvorada de Taguatinga Ltda.	Ownership	100.000	UnitedHealth Group Incorporated		
		.00000	98-1337963				Lotten-Eyes Oftalmologia Clinica e Cirurgica Ltda.	BRA	NIA	Esho - Empresa de Servicos Hospitalares S.A.	Ownership	0.000	UnitedHealth Group Incorporated		
		.00000	62-1179566				Louisville S.C., Ltd.	KY	NIA	Surgery Center of Louisville, LLC	Ownership	51.000	UnitedHealth Group Incorporated		21
		.00000	62-1179538				Louisville-SC Properties, Inc.	KY	NIA	SC Affiliates, LLC	Ownership	100.000	UnitedHealth Group Incorporated		
		.00000	36-4119519				Loyola Ambulatory Surgery Center at Oakbrook, Inc.	IL	NIA	ASC Network, LLC	Ownership	100.000	UnitedHealth Group Incorporated		
		.00000	98-1137620				Lusiadas - Parcerias Cascais, S.A.	PRT	NIA	Lusiadas, SGPS, S.A.	Ownership	100.000	UnitedHealth Group Incorporated		
		.00000	98-1139095				Lusiadas A.C.E.	PRT	NIA	Lusiadas, SGPS, S.A.	Ownership	55.000	UnitedHealth Group Incorporated		
		.00000	98-1139095				Lusiadas A.C.E.	PRT	NIA	Lusiadas, S.A.	Ownership	20.000	UnitedHealth Group Incorporated		
		.00000	98-1139095				Lusiadas A.C.E.	PRT	NIA	CLISA - Clinica de Santo Antonio, S.A.	Ownership	10.000	UnitedHealth Group Incorporated		
		.00000	98-1139095				Lusiadas A.C.E.	PRT	NIA	Lusiadas - Parcerias Cascais, S.A.	Ownership	10.000	UnitedHealth Group Incorporated		
		.00000	98-1139095				Lusiadas A.C.E.	PRT	NIA	Clinica Medico Cirurgica de Santa Tecla, S.A.	Ownership	5.000	UnitedHealth Group Incorporated		
		.00000	98-1139089				Lusiadas, S.A.	PRT	NIA	Lusiadas, SGPS, S.A.	Ownership	100.000	UnitedHealth Group Incorporated		
		.00000	98-1138570				Lusiadas, SGPS, S.A.	PRT	NIA	Anil International	Ownership	100.000	UnitedHealth Group Incorporated		
.0707	UnitedHealth Group Incorporated	.00000	52-2129787				MANISI Insurance Resources, LLC	MD	NIA	OneNet PPO, LLC	Ownership	100.000	UnitedHealth Group Incorporated		
		.60321	52-1803283				MANISI Life and Health Insurance Company	MD	IA	United HealthCare Services, Inc.	Ownership	100.000	UnitedHealth Group Incorporated		
		.00000	14-1782475				Managed Physical Network, Inc.	NY	NIA	OptumHealth Care Solutions, LLC	Ownership	100.000	UnitedHealth Group Incorporated		
		.00000	20-2880404				March Holdings, Inc.	CA	NIA	Specialty Benefits, LLC	Ownership	100.000	UnitedHealth Group Incorporated		
		.00000	20-3042852				March Vision Care, Inc.	CA	NIA	March Holdings, Inc.	Ownership	100.000	UnitedHealth Group Incorporated		
		.00000	26-2601943				Marin Surgery Holdings, Inc.	DE	NIA	SC Affiliates, LLC	Ownership	100.000	UnitedHealth Group Incorporated		
		.00000	52-1456812				Maryland Ambulatory Centers	MD	NIA	Maryland-SCA Centers, LLC	Ownership	50.000	UnitedHealth Group Incorporated		1
		.00000	52-1401791				Maryland-SCA Centers, LLC	DE	NIA	SC Affiliates, LLC	Ownership	100.000	UnitedHealth Group Incorporated		
		.00000	62-1600267				McKenzie Surgery Center, L.P.	TN	NIA	SCA-Eugene, Inc.	Ownership	51.000	UnitedHealth Group Incorporated		22
		.00000	42-1741594				MD Ops, Inc.	CA	NIA	North American Medical Management California, Inc.	Ownership	100.000	UnitedHealth Group Incorporated		
.0707	UnitedHealth Group Incorporated	.96310	52-1169135				MD-Individual Practice Association, Inc.	MD	IA	United HealthCare Services, Inc.	Ownership	100.000	UnitedHealth Group Incorporated		
		.00000					Medalliance Net Ltda.	BRA	NIA	Optum Health & Technology Servicos do Brasil Ltda.	Ownership	100.000	UnitedHealth Group Incorporated		
		.00000					Medalliance Net Ltda.	BRA	NIA	UHG Brasil Participacoes S.A.	Ownership	0.000	UnitedHealth Group Incorporated		
		.00000	52-2178531				MEDEX Insurance Services, Inc.	MD	NIA	FrontierMEDEX, Inc.	Ownership	100.000	UnitedHealth Group Incorporated		
		.00000	20-3824377				MedExpress Development, LLC	FL	NIA	Urgent Care MSO, LLC	Ownership	100.000	UnitedHealth Group Incorporated		
		.00000	32-0533926				MedExpress Urgent Care Alabama, LLC	AL	NIA	Urgent Care Holdings, Inc.	Ownership	100.000	UnitedHealth Group Incorporated		
		.00000	82-1719888				MedExpress Urgent Care Maine, Inc.	ME	NIA	Urgent Care Holdings, Inc.	Ownership	100.000	UnitedHealth Group Incorporated		
		.00000	82-0631738				MedExpress Urgent Care New Hampshire, Inc.	NH	NIA	Urgent Care Holdings, Inc.	Ownership	100.000	UnitedHealth Group Incorporated		
		.00000	20-2545363				MedExpress Urgent Care of Boynton Beach, LLC	FL	NIA	MedExpress Development, LLC	Ownership	100.000	UnitedHealth Group Incorporated		
		.00000					MedExpress Urgent Care, Inc. - Ohio	OH	NIA	Urgent Care Holdings, Inc.	Ownership	100.000	UnitedHealth Group Incorporated		
.0707	UnitedHealth Group Incorporated	.12756	20-3391186				Medica Health Plans of Florida, Inc.	FL	IA	United HealthCare Services, Inc.	Ownership	100.000	UnitedHealth Group Incorporated		
.0707	UnitedHealth Group Incorporated	.12155	01-0788576				Medica HealthCare Plans, Inc.	FL	IA	United HealthCare Services, Inc.	Ownership	100.000	UnitedHealth Group Incorporated		
		.00000	75-2566987				Medical Clinic of North Texas PLLC	TX	NIA	USMD Affiliated Services	Ownership	100.000	UnitedHealth Group Incorporated		
		.00000	26-0636717				Medical Surgical Centers of America, Inc.	DE	NIA	ASC Network, LLC	Ownership	100.000	UnitedHealth Group Incorporated		
		.00000	32-0037402				Medical Transportation Services, LLC	FL	NIA	United HealthCare Services, Inc.	Ownership	100.000	UnitedHealth Group Incorporated		
		.00000	75-2515691		0001012564		MedSynergies, LLC	DE	NIA	Mustang Razorback Holdings, Inc.	Ownership	100.000	UnitedHealth Group Incorporated		
		.00000	58-2101921				Melbourne Surgery Center, LLC	GA	NIA	Surgical Care Partners of Melbourne, LLC	Ownership	100.000	UnitedHealth Group Incorporated		
		.00000	62-1590322				Memphis-SC, LLC	TN	NIA	SCA-Shelby Development Corp.	Ownership	100.000	UnitedHealth Group Incorporated		
		.00000	62-1590324				Memphis-SP, LLC	TN	NIA	Shelby Surgery Properties, Inc.	Ownership	100.000	UnitedHealth Group Incorporated		
		.00000	59-3392313				Metro I Stone Management, Ltd.	TX	NIA	USMD Inc.	Ownership	60.000	UnitedHealth Group Incorporated		11
		.00000	52-2303928				Metropolitan Medical Partners, LLC	MD	NIA	SCA-Chevy Chase, LLC	Ownership	59.350	UnitedHealth Group Incorporated		1

STATEMENT AS OF SEPTEMBER 30, 2017 OF THE UnitedHealthcare Plan of the River Valley, Inc.

SCHEDULE Y
PART 1A - DETAIL OF INSURANCE HOLDING COMPANY SYSTEM

1	2	3	4	5	6	7	8	9	10	11	12	13	14	15	16
Group Code	Group Name	NAIC Company Code	ID Number	Federal RSSD	CIK	Name of Securities Exchange if Publicly Traded (U.S. or International)	Names of Parent, Subsidiaries Or Affiliates	Domiciliary Location	Relationship to Reporting Entity	Directly Controlled by (Name of Entity/Person)	Type of Control (Ownership, Board, Management, Attorney-in-Fact, Influence, Other)	If Control is Ownership Provide Percentage	Ultimate Controlling Entity(ies)/Person(s)	Is an SCA Filing Required? (Y/N)	*
		.00000	20-8998927				Metropolitan Medical Transportation IPA, LLC	NY	NIA	National MedTrans, LLC	Ownership	100.000	UnitedHealth Group Incorporated		
		.00000	27-2252446				MHC Real Estate Holdings, LLC	CA	NIA	Monarch Management Services, Inc.	Ownership	100.000	UnitedHealth Group Incorporated		
		.00000	27-2439806				Mississippi Surgery Holdings, LLC	DE	NIA	SCA Surgery Holdings, LLC	Ownership	100.000	UnitedHealth Group Incorporated		
		.00000	62-1417391				Mississippi Surgical Center Limited Partnership	MS	NIA	Mississippi Surgery Holdings, LLC	Ownership	59.000	UnitedHealth Group Incorporated		23
		.00000	46-3949765				MN Waypoint Sports Physical Therapy, Inc.	DE	NIA	Orthology, Inc.	Ownership	100.000	UnitedHealth Group Incorporated		
		.00000					Mobile Medical Professionals, Inc.	IA	NIA	TeamMD Iowa, Inc.	Ownership	100.000	UnitedHealth Group Incorporated		
		.00000	31-1191553				Modern Medical, Inc.	OH	NIA	Healthcare Solutions, Inc.	Ownership	100.000	UnitedHealth Group Incorporated		
		.00000	45-3142852				Monarch Management Services, Inc.	DE	NIA	Collaborative Care Holdings, LLC	Ownership	100.000	UnitedHealth Group Incorporated		
		.00000	81-1633765				MSLA Management LLC	DE	NIA	Logistics Health, Inc.	Ownership	100.000	UnitedHealth Group Incorporated		
		.00000	62-1506649				Mt. Pleasant Surgery Center, L.P.	TN	NIA	SCA-Mt. Pleasant, LLC	Ownership	51.000	UnitedHealth Group Incorporated		24
		.00000	98-1285432				Multiangio Ltda.	BRA	NIA	Esho - Empresa de Serviços Hospitalares S.A.	Ownership	68.000	UnitedHealth Group Incorporated		11
		.00000	20-4209261				Muskogee Surgical Investors, LLC	DE	NIA	Surgery Center of Muskogee, LLC	Ownership	51.000	UnitedHealth Group Incorporated		1
		.00000	47-1935798				Mustang Razorback Holdings, Inc.	DE	NIA	OptumInsight, Inc.	Ownership	100.000	UnitedHealth Group Incorporated		
		.00000	20-3236839				NAMM Holdings, Inc.	DE	NIA	Aveta Inc.	Ownership	100.000	UnitedHealth Group Incorporated		
		.00000	62-1468431				Nashville-SCA Surgery Centers, Inc.	TN	NIA	SC Affiliates, LLC	Ownership	100.000	UnitedHealth Group Incorporated		
		.00000	47-2336925				National MedTrans, LLC	NY	NIA	Specialty Benefits, LLC	Ownership	100.000	UnitedHealth Group Incorporated		
.0707	UnitedHealth Group Incorporated	95251	76-0196559				National Pacific Dental, Inc.	TX	IA	Dental Benefit Providers, Inc.	Ownership	100.000	UnitedHealth Group Incorporated		
		.00000	36-3549627				National Surgery Centers, LLC	DE	NIA	Surgical Care Affiliates, LLC	Ownership	100.000	UnitedHealth Group Incorporated		
		.00000	68-0293690				National Surgery Centers-Santa Monica, LLC	DE	NIA	National Surgery Centers, LLC	Ownership	100.000	UnitedHealth Group Incorporated		
.0707	UnitedHealth Group Incorporated	95123	65-0996107				Neighborhood Health Partnership, Inc.	FL	IA	UnitedHealthcare, Inc.	Ownership	100.000	UnitedHealth Group Incorporated		
		.00000	20-4755277				Netwerkes, LLC	TN	NIA	Payment Resolution Services, LLC	Ownership	100.000	UnitedHealth Group Incorporated		
.0707	UnitedHealth Group Incorporated	95758	88-0228572				Nevada Pacific Dental	NV	IA	Dental Benefit Providers, Inc.	Ownership	100.000	UnitedHealth Group Incorporated		
		.00000					New West Physicians, Inc.	CO	NIA	Newton Holdings, LLC	Ownership	100.000	UnitedHealth Group Incorporated		
		.00000					Newton Holdings, LLC	DE	NIA	Collaborative Care Holdings, LLC	Ownership	80.100	UnitedHealth Group Incorporated		11
		.00000	36-3984647				North American Medical Management - Illinois, Inc.	IL	NIA	NAMM Holdings, Inc.	Ownership	100.000	UnitedHealth Group Incorporated		
		.00000	33-0673955				North American Medical Management California, Inc.	TN	NIA	NAMM Holdings, Inc.	Ownership	100.000	UnitedHealth Group Incorporated		
		.00000	88-0245121				Northern Nevada Health Network, Inc.	NV	NIA	Sierra Health Services, Inc.	Ownership	100.000	UnitedHealth Group Incorporated		
		.00000	63-1240726				Northern Rockies Surgery Center, L.P.	TN	NIA	Northern Rockies Surgicenter, Inc.	Ownership	51.000	UnitedHealth Group Incorporated		25
		.00000	81-0399251				Northern Rockies Surgicenter, Inc.	MT	NIA	National Surgery Centers, LLC	Ownership	100.000	UnitedHealth Group Incorporated		
		.00000	37-1007387				Northwest Surgicare, LLC	DE	NIA	Surgery Center Holding, LLC	Ownership	100.000	UnitedHealth Group Incorporated		
		.00000	75-2494046				Northwest Surgicare, Ltd., an IL Limited Partnership	IL	NIA	Northwest Surgicare, LLC	Ownership	51.000	UnitedHealth Group Incorporated		26
		.00000	56-1754480				NSC Fayetteville, LLC	DE	NIA	National Surgery Centers, LLC	Ownership	100.000	UnitedHealth Group Incorporated		
		.00000	56-1775016				NSC Greensboro, LLC	DE	NIA	National Surgery Centers, LLC	Ownership	100.000	UnitedHealth Group Incorporated		
		.00000	36-4210296				NSC Lancaster, LLC	DE	NIA	National Surgery Centers, LLC	Ownership	100.000	UnitedHealth Group Incorporated		
		.00000	91-1553479				NSC Seattle, Inc.	WA	NIA	National Surgery Centers, LLC	Ownership	100.000	UnitedHealth Group Incorporated		
		.00000	33-0812824				NSC Upland, LLC	DE	NIA	National Surgery Centers, LLC	Ownership	100.000	UnitedHealth Group Incorporated		
		.00000	46-5025690				NYSCA, LLC	NY	NIA	Surgical Care Affiliates, LLC	Ownership	100.000	UnitedHealth Group Incorporated		
		.00000	52-2129786				OneNet PPO, LLC	MD	NIA	UnitedHealthcare Insurance Company	Ownership	100.000	UnitedHealth Group Incorporated		
.0707	UnitedHealth Group Incorporated	96940	52-1518174				Optinum Choice, Inc.	MD	IA	United HealthCare Services, Inc.	Ownership	100.000	UnitedHealth Group Incorporated		
		.00000	47-0858534	3202702	3202702		Optum Bank, Inc.	UT	NIA	OptumHealth Financial Services, Inc.	Ownership	100.000	UnitedHealth Group Incorporated		
		.00000	36-3437660				Optum Biometrics, Inc.	IL	NIA	OptumHealth Care Solutions, LLC	Ownership	100.000	UnitedHealth Group Incorporated		
		.00000	37-1782217		0001641013		Optum Clinics Holdings, Inc.	DE	NIA	Collaborative Care Holdings, LLC	Ownership	97.200	UnitedHealth Group Incorporated		11
		.00000	38-3969193				Optum Clinics Intermediate Holdings, Inc.	DE	NIA	Optum Clinics Holdings, Inc.	Ownership	100.000	UnitedHealth Group Incorporated		
		.00000					Optum Digital Health Holdings, LLC	DE	NIA	Alere Wellbeing, Inc.	Ownership	100.000	UnitedHealth Group Incorporated		
		.00000	98-1325466				Optum Finance (Ireland) Unlimited Company	IRL	NIA	Optum Services (Ireland) Limited	Ownership	100.000	UnitedHealth Group Incorporated		
		.00000	98-1103015				Optum Global Solutions (India) Private Limited	IND	NIA	Optum Global Solutions International B.V.	Ownership	99.900	UnitedHealth Group Incorporated		

STATEMENT AS OF SEPTEMBER 30, 2017 OF THE UnitedHealthcare Plan of the River Valley, Inc.

SCHEDULE Y
PART 1A - DETAIL OF INSURANCE HOLDING COMPANY SYSTEM

1	2	3	4	5	6	7	8	9	10	11	12	13	14	15	16
Group Code	Group Name	NAIC Company Code	ID Number	Federal RSSD	CIK	Name of Securities Exchange if Publicly Traded (U.S. or International)	Names of Parent, Subsidiaries Or Affiliates	Domiciliary Location	Relationship to Reporting Entity	Directly Controlled by (Name of Entity/Person)	Type of Control (Ownership, Board, Management, Attorney-in-Fact, Influence, Other)	If Control is Ownership Provide Percentage	Ultimate Controlling Entity(ies)/Person(s)	Is an SCA Filing Required? (Y/N)	*
		.0000	98-1103015				Optum Global Solutions (India) Private Limited	IND	NIA	UnitedHealth International, Inc.	Ownership	0.100	UnitedHealth Group Incorporated		
		.0000	98-1097776				Optum Global Solutions (Philippines), Inc.	PHL	NIA	Optum Global Solutions International B.V.	Ownership	99.992	UnitedHealth Group Incorporated		27
		.0000	98-1201187				Optum Global Solutions International B.V.	MLD	NIA	Optum Technology, Inc.	Ownership	100.000	UnitedHealth Group Incorporated		
		.0000	04-3574101				Optum Government Solutions, Inc.	DE	NIA	OptumInsight, Inc.	Ownership	100.000	UnitedHealth Group Incorporated		
		.0000	98-1185943				Optum Health & Technology (Australia) Pty Ltd	AUS	NIA	Optum UK Solutions Group Limited	Ownership	100.000	UnitedHealth Group Incorporated		
		.0000	98-1095799				Optum Health & Technology (India) Private Limited	IND	NIA	OptumHealth International B.V.	Ownership	99.996	UnitedHealth Group Incorporated		
		.0000	98-1095799				Optum Health & Technology (India) Private Limited	IND	NIA	United Behavioral Health	Ownership	0.004	UnitedHealth Group Incorporated		
		.0000	98-1097886				Optum Health & Technology (Singapore) Pte. Ltd.	SGP	NIA	OptumHealth International B.V.	Ownership	100.000	UnitedHealth Group Incorporated		
		.0000	98-1095879				Optum Health & Technology (UK) Limited	GBR	NIA	Optum UK Solutions Group Limited	Ownership	100.000	UnitedHealth Group Incorporated		
		.0000	20-2149493				Optum Health & Technology (US), Inc.	MO	NIA	United Behavioral Health	Ownership	100.000	UnitedHealth Group Incorporated		
		.0000	43-1747235				Optum Health & Technology Holdings (US), Inc.	MO	NIA	Optum, Inc.	Ownership	100.000	UnitedHealth Group Incorporated		
		.0000	98-1184561				Optum Health & Technology Serviços do Brasil Ltda.	BRA	NIA	Optum Global Solutions International B.V.	Ownership	99.996	UnitedHealth Group Incorporated		
		.0000	98-1184561				Optum Health & Technology Serviços do Brasil Ltda.	BRA	NIA	OptumInsight, Inc.	Ownership	0.004	UnitedHealth Group Incorporated		
		.0000	98-1276517				Optum Health and Technology FZ-LLC	ARE	NIA	Optum Global Solutions International B.V.	Ownership	100.000	UnitedHealth Group Incorporated		
		.0000	98-1097921				Optum Health Services (Canada) Ltd.	CAN	NIA	Optum Health & Technology Holdings (US), Inc.	Ownership	100.000	UnitedHealth Group Incorporated		
		.0000	98-1147355				Optum Health Solutions (UK) Limited	GBR	NIA	Optum UK Solutions Group Limited	Ownership	100.000	UnitedHealth Group Incorporated		
		.0000	58-2068880		0001460656		Optum Healthcare of Illinois, Inc.	GA	NIA	Optum Women's and Children's Health, LLC	Ownership	100.000	UnitedHealth Group Incorporated		
		.0000	20-0212381				Optum Hospice Pharmacy Services, LLC	DE	NIA	Catamaran Health Solutions, LLC	Ownership	100.000	UnitedHealth Group Incorporated		
.0707	UnitedHealth Group Incorporated	.69647	31-0628424				Optum Insurance of Ohio, Inc.	OH	IA	OptumRx PBM of Maryland, LLC	Ownership	100.000	UnitedHealth Group Incorporated		
		.0000	46-4734521				Optum Labs Dimensions, Inc.	DE	NIA	Optum Labs, Inc.	Ownership	100.000	UnitedHealth Group Incorporated		
		.0000	98-1249178				Optum Labs International (UK) Ltd.	GBR	NIA	Optum, Inc.	Ownership	100.000	UnitedHealth Group Incorporated		
		.0000	46-1615964				Optum Labs, Inc.	DE	NIA	Optum, Inc.	Ownership	100.000	UnitedHealth Group Incorporated		
		.0000	98-1209730				Optum Life Sciences (Canada) Inc.	CAN	NIA	OptumInsight Life Sciences, Inc.	Ownership	100.000	UnitedHealth Group Incorporated		
		.0000	98-1098190				Optum Management Consulting (Shanghai) Co., Ltd.	CHN	NIA	Optum Health & Technology Holdings (US), Inc.	Ownership	100.000	UnitedHealth Group Incorporated		
		.0000	90-1001805				Optum Nevada Accountable Care Organization LLC	DE	NIA	Collaborative Care Holdings, LLC	Ownership	100.000	UnitedHealth Group Incorporated		
		.0000	98-1097761				Optum Operations (Ireland) Limited	IRL	NIA	Optum Global Solutions International B.V.	Ownership	100.000	UnitedHealth Group Incorporated		
		.0000	20-8911466				Optum Palliative and Hospice Care of Pennsylvania, Inc.	TN	NIA	Hospice Inspiris Holdings, Inc.	Ownership	100.000	UnitedHealth Group Incorporated		
		.0000	20-8911303				Optum Palliative and Hospice Care of Texas, Inc.	TN	NIA	Hospice Inspiris Holdings, Inc.	Ownership	100.000	UnitedHealth Group Incorporated		
		.0000	30-0226127				Optum Palliative and Hospice Care, Inc.	DE	NIA	Collaborative Care Holdings, LLC	Ownership	100.000	UnitedHealth Group Incorporated		
		.0000	20-4581265				Optum Public Sector Solutions, Inc.	DE	NIA	OptumInsight, Inc.	Ownership	100.000	UnitedHealth Group Incorporated		
		.0000	46-3328009				Optum Rocket, Inc.	DE	NIA	OptumInsight, Inc.	Ownership	100.000	UnitedHealth Group Incorporated		
		.0000	98-1307821				Optum Services (Ireland) Limited	IRL	NIA	UnitedHealthcare International II S.á r.l.	Ownership	100.000	UnitedHealth Group Incorporated		
		.0000	66-0870003				Optum Services (Puerto Rico) LLC	DE	NIA	UnitedHealthcare International III B.V.	Ownership	100.000	UnitedHealth Group Incorporated		
		.0000	45-4683454				Optum Services, Inc.	DE	NIA	Optum, Inc.	Ownership	100.000	UnitedHealth Group Incorporated		
		.0000	98-1284698				Optum Solutions do Brasil - Tecnologia e Serviços de Suporte Ltda.	BRA	NIA	Optum Global Solutions International B.V.	Ownership	100.000	UnitedHealth Group Incorporated		
		.0000	98-1284698				Optum Solutions do Brasil - Tecnologia e Serviços de Suporte Ltda.	BRA	NIA	OptumHealth International B.V.	Ownership	0.000	UnitedHealth Group Incorporated		
		.0000	98-0644599				Optum Solutions UK Holdings Limited	GBR	NIA	Optum Health & Technology Holdings (US), Inc.	Ownership	100.000	UnitedHealth Group Incorporated		

STATEMENT AS OF SEPTEMBER 30, 2017 OF THE UnitedHealthcare Plan of the River Valley, Inc.

SCHEDULE Y
PART 1A - DETAIL OF INSURANCE HOLDING COMPANY SYSTEM

1	2	3	4	5	6	7	8	9	10	11	12	13	14	15	16
Group Code	Group Name	NAIC Company Code	ID Number	Federal RSSD	CIK	Name of Securities Exchange if Publicly Traded (U.S. or International)	Names of Parent, Subsidiaries Or Affiliates	Domiciliary Location	Relationship to Reporting Entity	Directly Controlled by (Name of Entity/Person)	Type of Control (Ownership, Board, Management, Attorney-in-Fact, Influence, Other)	If Control is Ownership Provide Percentage	Ultimate Controlling Entity(ies)/Person(s)	Is an SCA Filing Required? (Y/N)	*
.0707	UnitedHealth Group Incorporated	95434	84-1011378		0001225822		PacifiCare of Colorado, Inc.	CO	IA	United HealthCare Services, Inc.	Ownership	100.000	UnitedHealth Group Incorporated		
.0707	UnitedHealth Group Incorporated	95685	86-0875231		0001225835		PacifiCare of Nevada, Inc.	NV	IA	United HealthCare Services, Inc.	Ownership	100.000	UnitedHealth Group Incorporated		
		.00000	62-1595402				Paoli Ambulatory Surgery Center		NIA	SCA-Paoli, LLC	Ownership	51.000	UnitedHealth Group Incorporated		1
		.00000	20-4127100				Parkway Surgery Center, LLC	DE	NIA	SCA-Hagerstown, LLC	Ownership	63.077	UnitedHealth Group Incorporated		1
		.00000	63-1271644				Pasteur Plaza Surgery Center GP, Inc.	DE	NIA	ASC Network, LLC	Ownership	100.000	UnitedHealth Group Incorporated		
		.00000	63-1275972				Pasteur Plaza Surgery Center, L.P.	CA	NIA	Pasteur Plaza Surgery Center GP, Inc.	Ownership	51.000	UnitedHealth Group Incorporated		28
		.00000	62-1451147				Payment Resolution Services, LLC	TN	NIA	OptumInsight, Inc.	Ownership	100.000	UnitedHealth Group Incorporated		
		.00000	75-3265056				PCCCV, Inc.	CA	NIA	PrimeCare Medical Network, Inc.	Ownership	100.000	UnitedHealth Group Incorporated		
		.00000	20-2447772				PCN DE Corp.	DE	NIA	OptumRx PBM of Illinois, Inc.	Ownership	100.000	UnitedHealth Group Incorporated		
		.00000					Perham Physical Therapy, LTD.	MN	NIA	Orthology, Inc.	Ownership	100.000	UnitedHealth Group Incorporated		
		.00000	68-0044962				Pharmaceutical Care Network	CA	NIA	PCN DE Corp.	Ownership	100.000	UnitedHealth Group Incorporated		
		.00000	04-3722897				Pharmacy Review Services, LLC	FL	NIA	Tmesys, LLC	Ownership	100.000	UnitedHealth Group Incorporated		
		.00000	35-2288416				PHC Subsidiary Holdings, LLC	TX	NIA	United HealthCare Services, Inc.	Ownership	100.000	UnitedHealth Group Incorporated		
		.00000					Physician Alliance of the Rockies, LLC	CO	NIA	New West Physicians, Inc.	Ownership	100.000	UnitedHealth Group Incorporated		
		.00000	80-0654665				Physician Care Partners, Inc.	IL	NIA	North American Medical Management - Illinois, Inc.	Ownership	100.000	UnitedHealth Group Incorporated		
.0707	UnitedHealth Group Incorporated	.11494	04-3677255				Physicians Health Choice of Texas, LLC	TX	IA	PHC Subsidiary Holdings, LLC	Ownership	100.000	UnitedHealth Group Incorporated		
		.00000	52-1162824				Physicians Health Plan of Maryland, Inc.	MD	NIA	United HealthCare Services, Inc.	Ownership	100.000	UnitedHealth Group Incorporated		
		.00000	45-4916946				Physicians Plaza Holdings, LLC	DE	NIA	Bakersfield Physicians Plaza Surgical Center, L.P.	Ownership	100.000	UnitedHealth Group Incorporated		
		.00000	98-1388873				Piano de Saúde Ana Costa Ltda.	BRA	NIA	Amil Assistência Médica Internacional S.A.	Ownership	100.000	UnitedHealth Group Incorporated		
		.00000	66-0742844				Plus One Health Management Puerto Rico, Inc.	PR	NIA	Plus One Holdings, Inc.	Ownership	100.000	UnitedHealth Group Incorporated		
		.00000	13-3613705				Plus One Holdings, Inc.	DE	NIA	OptumHealth Care Solutions, LLC	Ownership	100.000	UnitedHealth Group Incorporated		
		.00000	80-0670247				PMI Acquisition, LLC	DE	NIA	Progressive Solutions, LLC	Ownership	100.000	UnitedHealth Group Incorporated		
		.00000	27-0920536				PMSI Holdco II, LLC	DE	NIA	P2 Lower Acquisition, LLC	Ownership	100.000	UnitedHealth Group Incorporated		
		.00000	26-3148744				PMSI Holdings, LLC	DE	NIA	PMSI Holdco II, LLC	Ownership	100.000	UnitedHealth Group Incorporated		
		.00000	59-3166848				PMSI Settlement Solutions, LLC	FL	NIA	PMSI Holdings, LLC	Ownership	100.000	UnitedHealth Group Incorporated		
		.00000	56-2422696				PMSI, LLC	FL	NIA	PMSI Holdings, LLC	Ownership	100.000	UnitedHealth Group Incorporated		
		.00000	98-1083164				Polar II Fundo de Investimento em Participações Multiestrategia	BRA	NIA	UnitedHealthcare International IV S.á r.l.	Ownership	100.000	UnitedHealth Group Incorporated		
		.00000	47-5563848				Polo Holdco, LLC	DE	NIA	Collaborative Care Holdings, LLC	Ownership	80.100	UnitedHealth Group Incorporated		11
		.00000	46-5415205				POMCO Network, Inc.	NY	NIA	POMCO, Inc.	Ownership	100.000	UnitedHealth Group Incorporated		
		.00000	65-0392785				POMCO of Florida Ltd., Inc.	FL	NIA	UMR, Inc.	Ownership	100.000	UnitedHealth Group Incorporated		
		.00000	46-2975338				POMCO West, Inc.	DE	NIA	POMCO, Inc.	Ownership	100.000	UnitedHealth Group Incorporated		
		.00000	15-0581348				POMCO, Inc.	NY	NIA	UMR, Inc.	Ownership	100.000	UnitedHealth Group Incorporated		
		.00000	45-0482796				Pomcoplus, LLC	NY	NIA	UMR, Inc.	Ownership	100.000	UnitedHealth Group Incorporated		
		.00000	33-0261822				Pomerado Outpatient Surgical Center, Inc.	CA	NIA	ASC Network, LLC	Ownership	100.000	UnitedHealth Group Incorporated		
		.00000	33-0752699				Pomerado Outpatient Surgical Center, L.P.	CA	NIA	Pomerado Outpatient Surgical Center, Inc.	Ownership	50.750	UnitedHealth Group Incorporated		29
		.00000	65-0683927				Preferred Care Partners Holding, Corp.	FL	NIA	United HealthCare Services, Inc.	Ownership	100.000	UnitedHealth Group Incorporated		
		.00000	26-1845018				Preferred Care Partners Medical Group, Inc.	FL	NIA	Preferred Care Partners Holding, Corp.	Ownership	100.000	UnitedHealth Group Incorporated		
.0707	UnitedHealth Group Incorporated	.11176	65-0885893				Preferred Care Partners, Inc.	FL	IA	Preferred Care Partners Holding, Corp.	Ownership	100.000	UnitedHealth Group Incorporated		
		.00000	75-3265059				Premier Choice ACO, Inc.	CA	NIA	PrimeCare Medical Network, Inc.	Ownership	100.000	UnitedHealth Group Incorporated		
		.00000	88-0253112				Prime Health, Inc.	NV	NIA	Sierra Health Services, Inc.	Ownership	100.000	UnitedHealth Group Incorporated		
		.00000	33-0607478				PrimeCare Medical Network, Inc.	CA	IA	NAMM Holdings, Inc.	Ownership	100.000	UnitedHealth Group Incorporated		
		.00000	87-0757397				PrimeCare of Citrus Valley, Inc.	CA	NIA	PrimeCare Medical Network, Inc.	Ownership	80.000	UnitedHealth Group Incorporated		30
		.00000	33-0674407				PrimeCare of Corona, Inc.	CA	NIA	PrimeCare Medical Network, Inc.	Ownership	100.000	UnitedHealth Group Incorporated		
		.00000	33-0674401				PrimeCare of Hemet Valley, Inc.	CA	NIA	PrimeCare Medical Network, Inc.	Ownership	100.000	UnitedHealth Group Incorporated		
		.00000	33-0674408				PrimeCare of Inland Valley, Inc.	CA	NIA	PrimeCare Medical Network, Inc.	Ownership	100.000	UnitedHealth Group Incorporated		
		.00000	33-0674402				PrimeCare of Moreno Valley, Inc.	CA	NIA	PrimeCare Medical Network, Inc.	Ownership	100.000	UnitedHealth Group Incorporated		
		.00000	33-0674400				PrimeCare of Redlands, Inc.	CA	NIA	PrimeCare Medical Network, Inc.	Ownership	100.000	UnitedHealth Group Incorporated		
		.00000	33-0674404				PrimeCare of Riverside, Inc.	CA	NIA	PrimeCare Medical Network, Inc.	Ownership	100.000	UnitedHealth Group Incorporated		
		.00000	14-1915328				PrimeCare of San Bernardino, Inc.	CA	NIA	PrimeCare Medical Network, Inc.	Ownership	100.000	UnitedHealth Group Incorporated		

STATEMENT AS OF SEPTEMBER 30, 2017 OF THE UnitedHealthcare Plan of the River Valley, Inc.

SCHEDULE Y
PART 1A - DETAIL OF INSURANCE HOLDING COMPANY SYSTEM

1	2	3	4	5	6	7	8	9	10	11	12	13	14	15	16
Group Code	Group Name	NAIC Company Code	ID Number	Federal RSSD	CIK	Name of Securities Exchange if Publicly Traded (U.S. or International)	Names of Parent, Subsidiaries Or Affiliates	Domiciliary Location	Relationship to Reporting Entity	Directly Controlled by (Name of Entity/Person)	Type of Control (Ownership, Board, Management, Attorney-in-Fact, Influence, Other)	If Control is Ownership Provide Percentage	Ultimate Controlling Entity(ies)/Person(s)	Is an SCA Filing Required? (Y/N)	*
		.0000	33-0698439				PrimeCare of Sun City, Inc.	CA	NIA	PrimeCare Medical Network, Inc.	Ownership	100.000	UnitedHealth Group Incorporated		
		.0000	33-0674409				PrimeCare of Temecula, Inc.	CA	NIA	PrimeCare Medical Network, Inc.	Ownership	100.000	UnitedHealth Group Incorporated		
		.0000	14-1873402				Procura Management, Inc.	DE	NIA	Healthcare Solutions, Inc.	Ownership	100.000	UnitedHealth Group Incorporated		
		.0000	27-4371197				Progressive Enterprises Holdings, Inc.	DE	NIA	OptumRx, Inc.	Ownership	100.000	UnitedHealth Group Incorporated		
		.0000	31-1192384				Progressive Medical, LLC	OH	NIA	PMI Acquisition, LLC	Ownership	100.000	UnitedHealth Group Incorporated		
		.0000	90-0642980				Progressive Solutions, LLC	DE	NIA	P2 Lower Acquisition, LLC	Ownership	100.000	UnitedHealth Group Incorporated		
		.0000	32-0229091				ProHEALTH Fitness of Lake Success, LLC	NY	NIA	ProHEALTH Medical Management, LLC	Ownership	82.620	UnitedHealth Group Incorporated		.11
		.0000	47-1049961				ProHEALTH Medical Management, LLC	DE	NIA	Collaborative Care Holdings, LLC	Ownership	80.000	UnitedHealth Group Incorporated		.30
		.0000	45-5470737				ProHealth Physicians ACO, LLC	CT	NIA	ProHealth Physicians, Inc.	Ownership	100.000	UnitedHealth Group Incorporated		
		.0000	06-1446075				ProHealth Physicians, Inc.	CT	NIA	Polo Holdco, LLC	Ownership	100.000	UnitedHealth Group Incorporated		
		.0000	32-0455430				ProHealth Proton Center Management, LLC	DE	NIA	ProHEALTH Medical Management, LLC	Ownership	100.000	UnitedHealth Group Incorporated		
		.0000	93-1068319				Pueblo-SCA Surgery Center, LLC	DE	NIA	SC Affiliates, LLC	Ownership	100.000	UnitedHealth Group Incorporated		
		.0000	52-2016292				Quality Software Services, Inc.	MD	NIA	OptumInsight, Inc.	Ownership	100.000	UnitedHealth Group Incorporated		
		.0000	35-2493256				Rally Health, Inc.	DE	NIA	Optum Digital Health Holdings, LLC	Ownership	100.000	UnitedHealth Group Incorporated		
		.0000	80-0947972				Real Appeal, Inc.	DE	NIA	UnitedHealth Group Ventures, LLC	Ownership	98.000	UnitedHealth Group Incorporated		.27
		.0000	94-3115625				Redlands Ambulatory Surgery Center	CA	NIA	Redlands-SCA Surgery Centers, Inc.	Ownership	54.000	UnitedHealth Group Incorporated		.1
		.0000	94-3115627				Redlands-SCA Surgery Centers, Inc.	CA	NIA	SC Affiliates, LLC	Ownership	100.000	UnitedHealth Group Incorporated		
		.0000	32-0500242				Riverside Medical Management, LLC	DE	NIA	ProHEALTH Medical Management, LLC	Ownership	100.000	UnitedHealth Group Incorporated		
.0707	UnitedHealth Group Incorporated	95482	84-0614905				Rocky Mountain Health Maintenance Organization, Incorporated	CO	IA	United HealthCare Services, Inc.	Ownership	100.000	UnitedHealth Group Incorporated		
		.0000	84-1009248				Rocky Mountain Health Management Corporation	CO	NIA	Rocky Mountain Health Maintenance Organization, Incorporated	Ownership	100.000	UnitedHealth Group Incorporated		
.0707	UnitedHealth Group Incorporated	47004	84-1224718				Rocky Mountain HealthCare Options, Inc.	CO	IA	Rocky Mountain Health Maintenance Organization, Incorporated	Ownership	100.000	UnitedHealth Group Incorporated		
		.0000	74-2462470				Salem Surgery Center, LLC	OR	NIA	Surgicare of Salem, LLC	Ownership	51.000	UnitedHealth Group Incorporated		.1
		.0000	45-2219585		0001522802		Salveo Specialty Pharmacy, Inc.	DE	NIA	OptumRx Administrative Services, LLC	Ownership	100.000	UnitedHealth Group Incorporated		
		.0000					Santa Helena Assistência Médica S.A.	BRA	NIA	EIual Participações S.A.	Ownership	65.210	UnitedHealth Group Incorporated		
		.0000					Santa Helena Assistência Médica S.A.	BRA	NIA	Amil Assistência Médica Internacional S.A.	Ownership	34.790	UnitedHealth Group Incorporated		
		.0000					Santos Administração e Participações S.A.	BRA	NIA	Amil Assistência Médica Internacional S.A.	Ownership	100.000	UnitedHealth Group Incorporated		
		.0000	62-1149229				SC Affiliates, LLC	DE	NIA	Surgical Care Affiliates, LLC	Ownership	100.000	UnitedHealth Group Incorporated		
		.0000	47-5537316				SCA Athens, LLC	DE	NIA	SC Affiliates, LLC	Ownership	100.000	UnitedHealth Group Incorporated		
		.0000	47-5014406				SCA Austin Holdings, LLC	DE	NIA	SC Affiliates, LLC	Ownership	100.000	UnitedHealth Group Incorporated		
		.0000	47-5051685				SCA Austin Medical Center Holdings, LLC	DE	NIA	SCA Austin Holdings, LLC	Ownership	100.000	UnitedHealth Group Incorporated		
		.0000	45-4230864				SCA BOSC Holdings, LLC	DE	NIA	National Surgery Centers, LLC	Ownership	25.000	UnitedHealth Group Incorporated		
		.0000	45-4230864				SCA BOSC Holdings, LLC	DE	NIA	SC Affiliates, LLC	Ownership	25.000	UnitedHealth Group Incorporated		
		.0000	45-4230864				SCA BOSC Holdings, LLC	DE	NIA	SunSurgery, LLC	Ownership	25.000	UnitedHealth Group Incorporated		
		.0000	45-4230864				SCA BOSC Holdings, LLC	DE	NIA	Surgery Center Holding, LLC	Ownership	25.000	UnitedHealth Group Incorporated		
		.0000	47-2110605				SCA California Surgical Holdings, LLC	DE	NIA	National Surgery Centers, LLC	Ownership	100.000	UnitedHealth Group Incorporated		
		.0000	47-3916468				SCA Capital, LLC	DE	NIA	Surgical Care Affiliates, LLC	Ownership	100.000	UnitedHealth Group Incorporated		
		.0000	47-5030792				SCA Cedar Park Holdings, LLC	DE	NIA	SCA Austin Holdings, LLC	Ownership	100.000	UnitedHealth Group Incorporated		
		.0000	04-3170801				SCA Danbury Surgical Center, LLC	DE	NIA	SunSurgery, LLC	Ownership	100.000	UnitedHealth Group Incorporated		
		.0000	62-1535981				SCA Development, LLC	DE	NIA	SC Affiliates, LLC	Ownership	100.000	UnitedHealth Group Incorporated		
		.0000	98-1372069				SCA eCode Solutions Private Limited	IND	NIA	eCode Solutions, LLC	Ownership	100.000	UnitedHealth Group Incorporated		
		.0000	45-4230987				SCA EHSC Holdings, LLC	DE	NIA	National Surgery Centers, LLC	Ownership	25.000	UnitedHealth Group Incorporated		
		.0000	45-4230987				SCA EHSC Holdings, LLC	DE	NIA	SC Affiliates, LLC	Ownership	25.000	UnitedHealth Group Incorporated		
		.0000	45-4230987				SCA EHSC Holdings, LLC	DE	NIA	SunSurgery, LLC	Ownership	25.000	UnitedHealth Group Incorporated		
		.0000	45-4230987				SCA EHSC Holdings, LLC	DE	NIA	Surgery Center Holding, LLC	Ownership	25.000	UnitedHealth Group Incorporated		
		.0000	47-5512838				SCA EIASC Holdings, LLC	DE	NIA	National Surgery Centers, LLC	Ownership	25.000	UnitedHealth Group Incorporated		
		.0000	47-5512838				SCA EIASC Holdings, LLC	DE	NIA	SC Affiliates, LLC	Ownership	25.000	UnitedHealth Group Incorporated		
		.0000	47-5512838				SCA EIASC Holdings, LLC	DE	NIA	SunSurgery, LLC	Ownership	25.000	UnitedHealth Group Incorporated		
		.0000	47-5512838				SCA EIASC Holdings, LLC	DE	NIA	Surgery Center Holding, LLC	Ownership	25.000	UnitedHealth Group Incorporated		
		.0000	47-5064834				SCA Hays Holdings, LLC	DE	NIA	SCA Austin Holdings, LLC	Ownership	100.000	UnitedHealth Group Incorporated		

STATEMENT AS OF SEPTEMBER 30, 2017 OF THE UnitedHealthcare Plan of the River Valley, Inc.

SCHEDULE Y PART 1A - DETAIL OF INSURANCE HOLDING COMPANY SYSTEM

1	2	3	4	5	6	7	8	9	10	11	12	13	14	15	16
Group Code	Group Name	NAIC Company Code	ID Number	Federal RSSD	CIK	Name of Securities Exchange if Publicly Traded (U.S. or International)	Names of Parent, Subsidiaries Or Affiliates	Domiciliary Location	Relationship to Reporting Entity	Directly Controlled by (Name of Entity/Person)	Type of Control (Ownership, Board, Management, Attorney-in-Fact, Influence, Other)	If Control is Ownership Provide Percentage	Ultimate Controlling Entity(ies)/Person(s)	Is an SCA Filing Required? (Y/N)	*
		.0000	36-4869243				SCA HoldCo, Inc.	DE	NIA	Collaborative Care Holdings, LLC	Ownership	100.000	UnitedHealth Group Incorporated		
		.0000	27-1664837				SCA Holding Company, Inc.	DE	NIA	SCA Surgery Holdings, LLC	Ownership	100.000	UnitedHealth Group Incorporated		
		.0000	35-2442147				SCA Idaho Holdings, LLC	DE	NIA	National Surgery Centers, LLC	Ownership	100.000	UnitedHealth Group Incorporated		
		.0000	45-4240475				SCA IEC Holdings, LLC	DE	NIA	National Surgery Centers, LLC	Ownership	25.000	UnitedHealth Group Incorporated		
		.0000	45-4240475				SCA IEC Holdings, LLC	DE	NIA	SC Affiliates, LLC	Ownership	25.000	UnitedHealth Group Incorporated		
		.0000	45-4240475				SCA IEC Holdings, LLC	DE	NIA	SunSurgery, LLC	Ownership	25.000	UnitedHealth Group Incorporated		
		.0000	45-4240475				SCA IEC Holdings, LLC	DE	NIA	Surgery Center Holding, LLC	Ownership	25.000	UnitedHealth Group Incorporated		
		.0000	45-2684108				SCA Indiana Holdings, LLC	DE	NIA	National Surgery Centers, LLC	Ownership	25.000	UnitedHealth Group Incorporated		
		.0000	45-2684108				SCA Indiana Holdings, LLC	DE	NIA	SC Affiliates, LLC	Ownership	25.000	UnitedHealth Group Incorporated		
		.0000	45-2684108				SCA Indiana Holdings, LLC	DE	NIA	SunSurgery, LLC	Ownership	25.000	UnitedHealth Group Incorporated		
		.0000	45-2684108				SCA Indiana Holdings, LLC	DE	NIA	Surgery Center Holding, LLC	Ownership	25.000	UnitedHealth Group Incorporated		
		.0000					SCA Nashville Surgery Center, L.L.C.	TN	NIA	Nashville-SCA Surgery Centers, Inc.	Ownership	99.000	UnitedHealth Group Incorporated		
		.0000					SCA Nashville Surgery Center, L.L.C.	TN	NIA	SC Affiliates, LLC	Ownership	1.000	UnitedHealth Group Incorporated		
		.0000	62-1505276				SCA of Clarksville, Inc.	TN	NIA	Surgical Health, LLC	Ownership	100.000	UnitedHealth Group Incorporated		
		.0000	27-1707364				SCA Pacific Holdings, Inc.	CA	NIA	SC Affiliates, LLC	Ownership	100.000	UnitedHealth Group Incorporated		
		.0000	46-1686425				SCA Pennsylvania Holdings, LLC	DE	NIA	Surgery Center Holding, LLC	Ownership	100.000	UnitedHealth Group Incorporated		
		.0000					SCA Premier Surgery Center of Louisville, LLC								
		.0000	72-1386840					DE	NIA	SC Affiliates, LLC	Ownership	100.000	UnitedHealth Group Incorporated		
		.0000	45-4252645				SCA ROCs Holdings, LLC	DE	NIA	National Surgery Centers, LLC	Ownership	25.000	UnitedHealth Group Incorporated		
		.0000	45-4252645				SCA ROCs Holdings, LLC	DE	NIA	SC Affiliates, LLC	Ownership	25.000	UnitedHealth Group Incorporated		
		.0000	45-4252645				SCA ROCs Holdings, LLC	DE	NIA	SunSurgery, LLC	Ownership	25.000	UnitedHealth Group Incorporated		
		.0000	45-4252645				SCA ROCs Holdings, LLC	DE	NIA	Surgery Center Holding, LLC	Ownership	25.000	UnitedHealth Group Incorporated		
		.0000	47-4928368				SCA Southwestern PA, LLC	DE	NIA	SC Affiliates, LLC	Ownership	100.000	UnitedHealth Group Incorporated		
		.0000	47-3165040				SCA Specialists of Florida, LLC	DE	NIA	SCA Surgery Holdings, LLC	Ownership	100.000	UnitedHealth Group Incorporated		
		.0000	46-4898819				SCA SSC Holdings, LLC	DE	NIA	National Surgery Centers, LLC	Ownership	25.000	UnitedHealth Group Incorporated		
		.0000	46-4898819				SCA SSC Holdings, LLC	DE	NIA	SC Affiliates, LLC	Ownership	25.000	UnitedHealth Group Incorporated		
		.0000	46-4898819				SCA SSC Holdings, LLC	DE	NIA	SunSurgery, LLC	Ownership	25.000	UnitedHealth Group Incorporated		
		.0000	46-4898819				SCA SSC Holdings, LLC	DE	NIA	Surgery Center Holding, LLC	Ownership	25.000	UnitedHealth Group Incorporated		
		.0000	45-4266502				SCA SSSC Holdings, LLC	DE	NIA	National Surgery Centers, LLC	Ownership	25.000	UnitedHealth Group Incorporated		
		.0000	45-4266502				SCA SSSC Holdings, LLC	DE	NIA	SC Affiliates, LLC	Ownership	25.000	UnitedHealth Group Incorporated		
		.0000	45-4266502				SCA SSSC Holdings, LLC	DE	NIA	SunSurgery, LLC	Ownership	25.000	UnitedHealth Group Incorporated		
		.0000	45-4266502				SCA SSSC Holdings, LLC	DE	NIA	Surgery Center Holding, LLC	Ownership	25.000	UnitedHealth Group Incorporated		
		.0000	47-5038680				SCA Stonegate Holdings, LLC	DE	NIA	SCA Austin Holdings, LLC	Ownership	100.000	UnitedHealth Group Incorporated		
		.0000	63-1286887				SCA Surgery Center of Cullman, LLC	DE	NIA	SC Affiliates, LLC	Ownership	100.000	UnitedHealth Group Incorporated		
		.0000					SCA Surgery Centers, LLC	DE	NIA	National Surgery Centers, LLC	Ownership	100.000	UnitedHealth Group Incorporated		
		.0000	26-2602268				SCA Surgery Holdings, LLC	DE	NIA	Surgical Care Affiliates, LLC	Ownership	100.000	UnitedHealth Group Incorporated		
		.0000	75-2501088				SCA Surgicare of Laguna Hills, LLC	DE	NIA	Surgery Center Holding, LLC	Ownership	100.000	UnitedHealth Group Incorporated		
		.0000	27-2096767				SCA Teammate Support Network	AL	NIA	Surgical Care Affiliates, LLC	Ownership	100.000	UnitedHealth Group Incorporated		
		.0000	47-1807383				SCA-Alliance, LLC	DE	NIA	SCA Surgery Holdings, LLC	Ownership	100.000	UnitedHealth Group Incorporated		
		.0000	62-1530120				SCA-Blue Ridge, LLC	DE	NIA	SC Affiliates, LLC	Ownership	100.000	UnitedHealth Group Incorporated		
		.0000	47-1535510				SCA-Central Florida, LLC	FL	NIA	SC Affiliates, LLC	Ownership	100.000	UnitedHealth Group Incorporated		
		.0000	58-1709758				SCA-Charleston, LLC	DE	NIA	SCA Surgery Holdings, LLC	Ownership	100.000	UnitedHealth Group Incorporated		
		.0000	81-3301058				SCA-Chevy Chase, LLC	DE	NIA	SC Affiliates, LLC	Ownership	100.000	UnitedHealth Group Incorporated		
		.0000	62-1516306				SCA-Citrus, Inc.	TN	NIA	SC Affiliates, LLC	Ownership	100.000	UnitedHealth Group Incorporated		
		.0000	93-1047471				SCA-Colorado Springs, LLC	DE	NIA	SC Affiliates, LLC	Ownership	100.000	UnitedHealth Group Incorporated		
		.0000	47-4028383				SCA-Davenport, LLC	DE	NIA	SC Affiliates, LLC	Ownership	100.000	UnitedHealth Group Incorporated		
		.0000	81-1594261				SCA-Dublin, LLC	DE	NIA	SC Affiliates, LLC	Ownership	100.000	UnitedHealth Group Incorporated		
		.0000	81-3301305				SCA-Encinitas, Inc.	DE	NIA	Surgical Health, LLC	Ownership	100.000	UnitedHealth Group Incorporated		
		.0000	62-1541235				SCA-Eugene, Inc.	TN	NIA	SC Affiliates, LLC	Ownership	100.000	UnitedHealth Group Incorporated		
		.0000	62-1551099				SCA-Florence, LLC	DE	NIA	SC Affiliates, LLC	Ownership	100.000	UnitedHealth Group Incorporated		
		.0000	93-1067967				SCA-Fort Collins, Inc.	CO	NIA	SC Affiliates, LLC	Ownership	100.000	UnitedHealth Group Incorporated		
		.0000	62-1502719				SCA-Fort Walton, Inc.	TN	NIA	SC Affiliates, LLC	Ownership	100.000	UnitedHealth Group Incorporated		
		.0000	47-3641516				SCA-Franklin, LLC	DE	NIA	SC Affiliates, LLC	Ownership	100.000	UnitedHealth Group Incorporated		
		.0000	81-2727879				SCA-Frederick, LLC	DE	NIA	SC Affiliates, LLC	Ownership	100.000	UnitedHealth Group Incorporated		

SCHEDULE Y

PART 1A - DETAIL OF INSURANCE HOLDING COMPANY SYSTEM

1	2	3	4	5	6	7	8	9	10	11	12	13	14	15	16
Group Code	Group Name	NAIC Company Code	ID Number	Federal RSSD	CIK	Name of Securities Exchange if Publicly Traded (U.S. or International)	Names of Parent, Subsidiaries Or Affiliates	Domiciliary Location	Relationship to Reporting Entity	Directly Controlled by (Name of Entity/Person)	Type of Control (Ownership, Board, Management, Attorney-in-Fact, Influence, Other)	If Control is Ownership Provide Percentage	Ultimate Controlling Entity(ies)/Person(s)	Is an SCA Filing Required? (Y/N)	*
		.0000	62-1547690				SCA-Gainesville, LLC	DE	NIA	SC Affiliates, LLC	Ownership	100.000	UnitedHealth Group Incorporated		
		.0000	81-1956407				SCA-Gladiolus, LLC	DE	NIA	SC Affiliates, LLC	Ownership	100.000	UnitedHealth Group Incorporated		
		.0000	81-2376695				SCA-Grove Place, LLC	DE	NIA	SC Affiliates, LLC	Ownership	100.000	UnitedHealth Group Incorporated		
		.0000	47-3466283				SCA-Hagerstown, LLC	DE	NIA	SC Affiliates, LLC	Ownership	100.000	UnitedHealth Group Incorporated		
		.0000	81-4605501				SCA-Hamden, LLC	DE	NIA	SC Affiliates, LLC	Ownership	100.000	UnitedHealth Group Incorporated		
		.0000	47-5229514				SCA-Hilton Head, LLC	SC	NIA	SC Affiliates, LLC	Ownership	100.000	UnitedHealth Group Incorporated		
		.0000	62-1506650				SCA-Honolulu, LLC	DE	NIA	SC Affiliates, LLC	Ownership	100.000	UnitedHealth Group Incorporated		
		.0000	81-3445356				SCA-Houston Executive, LLC	DE	NIA	SCA Pacific Holdings, Inc.	Ownership	100.000	UnitedHealth Group Incorporated		
		.0000	81-4905342				SCAI Holdings, LLC	DE	NIA	Collaborative Care Holdings, LLC	Ownership	100.000	UnitedHealth Group Incorporated		
		.0000	81-1666861				SCA-Illinois, LLC	DE	NIA	SCA Surgery Holdings, LLC	Ownership	100.000	UnitedHealth Group Incorporated		
		.0000	81-4292506				SCA-Main Street, LLC	DE	NIA	SC Affiliates, LLC	Ownership	100.000	UnitedHealth Group Incorporated		
		.0000	47-1751165				SCA-Marina Del Ray LLC	FL	NIA	SC Affiliates, LLC	Ownership	100.000	UnitedHealth Group Incorporated		
		.0000	62-1184188				SCA-Mecklenburg Development Corp.	NC	NIA	SC Affiliates, LLC	Ownership	100.000	UnitedHealth Group Incorporated		
		.0000	81-1771410				SCA-Merritt, LLC	DE	NIA	SC Affiliates, LLC	Ownership	100.000	UnitedHealth Group Incorporated		
		.0000	80-0070617				SCA-Mobile, LLC	DE	NIA	SC Affiliates, LLC	Ownership	100.000	UnitedHealth Group Incorporated		
		.0000	81-1320467				SCA-Mokena Properties, LLC	DE	NIA	SCA-Mokena, LLC	Ownership	100.000	UnitedHealth Group Incorporated		
		.0000	81-1065674				SCA-Mokena, LLC	DE	NIA	SC Affiliates, LLC	Ownership	100.000	UnitedHealth Group Incorporated		
		.0000	62-1506655				SCA-Mt. Pleasant, LLC	DE	NIA	SC Affiliates, LLC	Ownership	100.000	UnitedHealth Group Incorporated		
		.0000	81-2850365				SCA-Naperville, LLC	DE	NIA	SC Affiliates, LLC	Ownership	100.000	UnitedHealth Group Incorporated		
		.0000	81-1347328				SCA-ND VBP, Inc.	DE	NIA	SC Affiliates, LLC	Ownership	100.000	UnitedHealth Group Incorporated		
		.0000	47-4418919				SCA-New Jersey, LLC	DE	NIA	SC Affiliates, LLC	Ownership	100.000	UnitedHealth Group Incorporated		
		.0000	47-1760663				SCA-Newport Beach, LLC	CA	NIA	SC Affiliates, LLC	Ownership	100.000	UnitedHealth Group Incorporated		
		.0000	62-1589343				SCA-Northeast Georgia Health, LLC	TN	NIA	SCA-Gainesville, LLC	Ownership	51.000	UnitedHealth Group Incorporated		1
		.0000	62-1538850				SCA-Paoli, LLC	DE	NIA	SC Affiliates, LLC	Ownership	100.000	UnitedHealth Group Incorporated		
		.0000	47-2785908				SCA-Phoenix, LLC	DE	NIA	SC Affiliates, LLC	Ownership	100.000	UnitedHealth Group Incorporated		
		.0000	81-4304317				SCA-River Valley, LLC	DE	NIA	SC Affiliates, LLC	Ownership	100.000	UnitedHealth Group Incorporated		
		.0000	47-1647512				SCA-Rockville, LLC	FL	NIA	SC Affiliates, LLC	Ownership	100.000	UnitedHealth Group Incorporated		
		.0000	81-2963561				SCA-San Diego, Inc.	DE	NIA	Surgical Health, LLC	Ownership	100.000	UnitedHealth Group Incorporated		
		.0000	94-3138088				SCA-San Luis Obispo, LLC	DE	NIA	SC Affiliates, LLC	Ownership	100.000	UnitedHealth Group Incorporated		
		.0000	47-1685878				SCA-Sand Lake, LLC	FL	NIA	SC Affiliates, LLC	Ownership	100.000	UnitedHealth Group Incorporated		
		.0000	88-0185362				SCA-Santa Rosa, Inc.	NV	NIA	SC Affiliates, LLC	Ownership	100.000	UnitedHealth Group Incorporated		
		.0000	62-1179532				SCA-Shelby Development Corp.	TN	NIA	SC Affiliates, LLC	Ownership	100.000	UnitedHealth Group Incorporated		
		.0000	81-3300613				SCA-Somerset, LLC	DE	NIA	SCA Surgery Holdings, LLC	Ownership	100.000	UnitedHealth Group Incorporated		
		.0000	22-3117714				SCA-South Jersey, LLC	DE	NIA	SC Affiliates, LLC	Ownership	100.000	UnitedHealth Group Incorporated		
		.0000	20-3148262				SCA-Sovereign Santa Monica, LLC	DE	NIA	National Surgery Centers-Santa Monica, LLC	Ownership	100.000	UnitedHealth Group Incorporated		
		.0000	47-2676325				SCA-Sparta, LLC	DE	NIA	SC Affiliates, LLC	Ownership	100.000	UnitedHealth Group Incorporated		
		.0000	47-4106989				SCA-St. Louis, LLC	MO	NIA	Surgical Health, LLC	Ownership	100.000	UnitedHealth Group Incorporated		
		.0000	47-2890788				SCA-Wilson, LLC	DE	NIA	SCA Surgery Holdings, LLC	Ownership	100.000	UnitedHealth Group Incorporated		
		.0000	81-1159878				SCA-Winchester, LLC	DE	NIA	SC Affiliates, LLC	Ownership	100.000	UnitedHealth Group Incorporated		
		.0000	62-1525777				SCA-Winter Park, Inc.	TN	NIA	SC Affiliates, LLC	Ownership	100.000	UnitedHealth Group Incorporated		
		.0000	27-2635371				SCP Specialty Infusion, LLC	DE	NIA	BriovaRx Infusion Services, Inc.	Ownership	100.000	UnitedHealth Group Incorporated		
		.0000	88-0492251				ScriptNet, LLC	DE	NIA	Healthcare Solutions, Inc.	Ownership	100.000	UnitedHealth Group Incorporated		
		.0000	98-1097822				ScriptSwitch Limited	GBR	NIA	Optum UK Solutions Group Limited	Ownership	100.000	UnitedHealth Group Incorporated		
		.0000	98-1202716				Seisa Serviços Integrados de Saúde Ltda.	BRA	NIA	Amil Assistência Médica Internacional S.A.	Ownership	100.000	UnitedHealth Group Incorporated		
		.0000	98-1202716				Seisa Serviços Integrados de Saúde Ltda.	BRA	NIA	Cemed Care - Empresa de Atendimento Clínico Geral Ltda.	Ownership	0.000	UnitedHealth Group Incorporated		
		.0000	20-4763091				Senior Care Partners, Inc.	IL	NIA	Illinois, Inc.	Ownership	100.000	UnitedHealth Group Incorporated		
		.0000	27-1533951		0001487203		Serquinox Holdings LLC	DE	NIA	BriovaRx Infusion Services, Inc.	Ownership	100.000	UnitedHealth Group Incorporated		
		.0000	45-4233576				SharedClarity, LLC	DE	NIA	United HealthCare Services, Inc.	Ownership	100.000	UnitedHealth Group Incorporated		
		.0000	58-1978974				SHC Atlanta, LLC	DE	NIA	Surgical Health, LLC	Ownership	100.000	UnitedHealth Group Incorporated		
		.0000	58-2013443				SHC Austin, Inc.	TX	NIA	Surgical Health, LLC	Ownership	100.000	UnitedHealth Group Incorporated		

SCHEDULE Y
PART 1A - DETAIL OF INSURANCE HOLDING COMPANY SYSTEM

1	2	3	4	5	6	7	8	9	10	11	12	13	14	15	16
Group Code	Group Name	NAIC Company Code	ID Number	Federal RSSD	CIK	Name of Securities Exchange if Publicly Traded (U.S. or International)	Names of Parent, Subsidiaries Or Affiliates	Domiciliary Location	Relationship to Reporting Entity	Directly Controlled by (Name of Entity/Person)	Type of Control (Ownership, Board, Management, Attorney-in-Fact, Influence, Other)	If Control is Ownership Provide Percentage	Ultimate Controlling Entity(ies)/Person(s)	Is an SCA Filing Required? (Y/N)	*
		.0000	58-2062812				SHC Hawthorn, Inc.	IL	NIA	Surgical Health, LLC	Ownership	100.000	UnitedHealth Group Incorporated		
		.0000	58-2101924				SHC Melbourne, Inc.	FL	NIA	Surgical Health, LLC	Ownership	100.000	UnitedHealth Group Incorporated		
		.0000	62-1223273				Shelby Surgery Properties, Inc.	TN	NIA	SC Affiliates, LLC	Ownership	100.000	UnitedHealth Group Incorporated		
.0707	UnitedHealth Group Incorporated	.71420	94-0734860				Sierra Health and Life Insurance Company, Inc.	NV	IA	Sierra Health Services, Inc.	Ownership	100.000	UnitedHealth Group Incorporated		
		.0000	88-0200415		0000754009		Sierra Health Services, Inc.	NV	NIA	UnitedHealthcare, Inc.	Ownership	100.000	UnitedHealth Group Incorporated		
		.0000	88-0254322				Sierra Health-Care Options, Inc.	NV	NIA	Sierra Health Services, Inc.	Ownership	100.000	UnitedHealth Group Incorporated		
		.0000	88-0385705				Sierra Home Medical Products, Inc.	NV	NIA	Sierra Health Services, Inc.	Ownership	100.000	UnitedHealth Group Incorporated		
		.0000	88-0264562				Sierra Nevada Administrators, Inc.	NV	NIA	Sierra Health Services, Inc.	Ownership	100.000	UnitedHealth Group Incorporated		
		.0000	20-8433398				Somerset Outpatient Surgery, L.L.C.	NJ	NIA	SCA-Somerset, LLC	Ownership	59.999	UnitedHealth Group Incorporated		1
		.0000	88-0201420				Southwest Medical Associates, Inc.	NV	NIA	Sierra Health Services, Inc.	Ownership	100.000	UnitedHealth Group Incorporated		
		.0000	38-2609888				Southwest Michigan Health Network Inc.	MI	NIA	UnitedHealthcare, Inc.	Ownership	100.000	UnitedHealth Group Incorporated		
		.0000	36-4369359				Southwest Surgery Center, LLC	IL	NIA	SCA-Mokena, LLC	Ownership	60.000	UnitedHealth Group Incorporated		1
		.0000	77-0458353				Southwest Surgical Center of Bakersfield, L.P.		NIA	Bakersfield Physicians Plaza Surgical Center, L.P.	Ownership	99.000	UnitedHealth Group Incorporated		31
		.0000	75-2516426				Space Coast Surgery Center, Ltd.	FL	NIA	SCA-Merritt, LLC	Ownership	50.080	UnitedHealth Group Incorporated		32
		.0000	55-0790742				Specialists in Urology Surgery Center, LLC	FL	NIA	SCA Specialists of Florida, LLC	Ownership	60.000	UnitedHealth Group Incorporated		1
		.0000	41-1921983				Specialty Benefits, LLC	DE	NIA	United HealthCare Services, Inc.	Ownership	100.000	UnitedHealth Group Incorporated		
		.0000	20-3412545				Specialty Surgical Center, LLC	NJ	NIA	SCA-Sparta, LLC	Ownership	57.449	UnitedHealth Group Incorporated		1
		.0000	71-0886811				Spectera of New York, IPA, Inc.	NY	NIA	Spectera, Inc.	Ownership	100.000	UnitedHealth Group Incorporated		
		.0000	52-1260282				Spectera, Inc.	MD	NIA	Specialty Benefits, LLC	Ownership	100.000	UnitedHealth Group Incorporated		
		.0000	81-1387232				SPINETRACK 20/20 Inc.	CA	NIA	SCA-ND VBP, Inc.	Ownership	100.000	UnitedHealth Group Incorporated		
		.0000	46-5587702				Sports and Spinal Physical Therapy, Inc.	DC	NIA	Orthology, Inc.	Ownership	100.000	UnitedHealth Group Incorporated		
		.0000	62-1770924				Spotlite, Inc.	DE	NIA	Rally Health, Inc.	Ownership	100.000	UnitedHealth Group Incorporated		
		.0000	41-1348916				SRPS, LLC	DE	NIA	Progressive Solutions, LLC	Ownership	100.000	UnitedHealth Group Incorporated		
		.0000	20-1211544				St. Cloud Surgical Center, LLC	DE	NIA	Surgery Center Holding, LLC	Ownership	100.000	UnitedHealth Group Incorporated		
		.0000	06-1082848				Stonegate Surgery Center, L.P.	TX	NIA	SCA Stonegate Holdings, LLC	Ownership	52.440	UnitedHealth Group Incorporated		33
		.0000	62-1739361				SunSurgery, LLC	DE	NIA	Surgical Care Affiliates, LLC	Ownership	100.000	UnitedHealth Group Incorporated		
		.0000	45-0581955				Surgery Center Holding, LLC	DE	NIA	Surgical Care Affiliates, LLC	Ownership	100.000	UnitedHealth Group Incorporated		
		.0000	62-1509341				Surgery Center of Athens, LLC	GA	NIA	Athens ASC Holdings, LLC	Ownership	100.000	UnitedHealth Group Incorporated		
		.0000	62-1506370				Surgery Center of Boca Raton, Inc.	FL	NIA	Surgical Health, LLC	Ownership	100.000	UnitedHealth Group Incorporated		
		.0000	63-1214140				Surgery Center of Clarksville, L.P.	TN	NIA	SCA of Clarksville, Inc.	Ownership	51.000	UnitedHealth Group Incorporated		34
		.0000	42-1166764				Surgery Center of Colorado Springs, LLC	DE	NIA	SC Affiliates, LLC	Ownership	100.000	UnitedHealth Group Incorporated		
		.0000	72-1349752				Surgery Center of Des Moines, LLC	DE	NIA	Surgery Center Holding, LLC	Ownership	100.000	UnitedHealth Group Incorporated		
		.0000	62-1179537				Surgery Center of Easton, LLC	DE	NIA	SC Affiliates, LLC	Ownership	100.000	UnitedHealth Group Incorporated		
		.0000	63-1231944				Surgery Center of Louisville, LLC	DE	NIA	SC Affiliates, LLC	Ownership	100.000	UnitedHealth Group Incorporated		
		.0000	63-1194204				Surgery Center of Maui, LLC	DE	NIA	SC Affiliates, LLC	Ownership	100.000	UnitedHealth Group Incorporated		
		.0000	11-3701564				Surgery Center of Muskogee, LLC	DE	NIA	SC Affiliates, LLC	Ownership	100.000	UnitedHealth Group Incorporated		
		.0000	63-1212214				Surgery Center of Rockville, L.L.C.	MD	NIA	SCA-Rockville, LLC	Ownership	59.000	UnitedHealth Group Incorporated		1
		.0000	63-1184216				Surgery Center of Southern Pines, LLC	DE	NIA	Surgery Center Holding, LLC	Ownership	100.000	UnitedHealth Group Incorporated		
		.0000	62-1491963				Surgery Center of Summerlin, LLC	DE	NIA	SC Affiliates, LLC	Ownership	100.000	UnitedHealth Group Incorporated		
		.0000	26-1767806				Surgery Center of Vero Beach, Inc.	TN	NIA	Surgical Health, LLC	Ownership	100.000	UnitedHealth Group Incorporated		
		.0000	36-3562598				Surgery Center of Wilson, LLC	NC	NIA	SCA-Wilson, LLC	Ownership	76.450	UnitedHealth Group Incorporated		1
		.0000	68-0282268				Surgery Centers of Des Moines, Ltd.	IA	NIA	Surgery Center of Des Moines, LLC	Ownership	51.000	UnitedHealth Group Incorporated		35
		.0000	33-1187498				Surgery Centers-West Holdings, LLC	DE	NIA	Surgical Care Affiliates, LLC	Ownership	100.000	UnitedHealth Group Incorporated		
		.0000	20-8922307				Surgical Care Affiliates Political Action Committee	AL	NIA	Surgical Care Affiliates, LLC	Ownership	100.000	UnitedHealth Group Incorporated		
		.0000	46-2971080				Surgical Care Affiliates, LLC	DE	NIA	SCA1 Holdings, LLC	Ownership	100.000	UnitedHealth Group Incorporated		
		.0000	22-2709324				Surgical Care Partners of Melbourne, LLC	DE	NIA	SHC Melbourne, Inc.	Ownership	68.327	UnitedHealth Group Incorporated		1
		.0000	58-1997354				Surgical Center of South Jersey, Limited Partnership	NJ	NIA	SCA-South Jersey, LLC	Ownership	51.000	UnitedHealth Group Incorporated		36
		.0000	58-1941168				Surgical Center of Tuscaloosa Holdings, LLC	AL	NIA	Surgical Care Affiliates, LLC	Ownership	100.000	UnitedHealth Group Incorporated		
		.0000					Surgical Health of Orlando, Inc.	FL	NIA	Surgical Health, LLC	Ownership	100.000	UnitedHealth Group Incorporated		
		.0000					Surgical Health, LLC	DE	NIA	Surgical Care Affiliates, LLC	Ownership	100.000	UnitedHealth Group Incorporated		

STATEMENT AS OF SEPTEMBER 30, 2017 OF THE UnitedHealthcare Plan of the River Valley, Inc.

SCHEDULE Y
PART 1A - DETAIL OF INSURANCE HOLDING COMPANY SYSTEM

1	2	3	4	5	6	7	8	9	10	11	12	13	14	15	16
Group Code	Group Name	NAIC Company Code	ID Number	Federal RSSD	CIK	Name of Securities Exchange if Publicly Traded (U.S. or International)	Names of Parent, Subsidiaries Or Affiliates	Domiciliary Location	Relationship to Reporting Entity	Directly Controlled by (Name of Entity/Person)	Type of Control (Ownership, Board, Management, Attorney-in-Fact, Influence, Other)	If Control is Ownership Provide Percentage	Ultimate Controlling Entity(ies)/Person(s)	Is an SCA Filing Required? (Y/N)	*
		.00000	26-5429310				Surgical Holdings, Inc.	DE	NIA	Surgical Care Affiliates, LLC	Ownership	100.000	UnitedHealth Group Incorporated		
		.00000	27-0168681				Surgical Hospital Holdings of Oklahoma, LLC	DE	NIA	SCA Surgery Holdings, LLC	Ownership	100.000	UnitedHealth Group Incorporated		
		.00000	73-1521890				Surgical Hospital of Oklahoma, L.L.C.	OK	NIA	Surgical Hospital Holdings of Oklahoma, LLC	Ownership	56.000	UnitedHealth Group Incorporated		1
		.00000	75-2157730				Surgicare of Belleville, LLC	DE	NIA	Surgery Center Holding, LLC	Ownership	100.000	UnitedHealth Group Incorporated		
		.00000	64-0629000				Surgicare of Jackson, LLC	DE	NIA	Surgery Center Holding, LLC	Ownership	100.000	UnitedHealth Group Incorporated		
		.00000	75-2287141				Surgicare of Joliet, Inc.	IL	NIA	Surgery Center Holding, LLC	Ownership	100.000	UnitedHealth Group Incorporated		
		.00000	75-2501191				Surgicare of La Veta, Inc.	CA	NIA	Surgery Centers-West Holdings, LLC	Ownership	100.000	UnitedHealth Group Incorporated		
		.00000	41-1437636				Surgicare of Minneapolis, LLC	DE	NIA	Surgery Center Holding, LLC	Ownership	100.000	UnitedHealth Group Incorporated		
		.00000	41-1624905				Surgicare of Minneapolis, Ltd.	MN	NIA	Surgicare of Minneapolis, LLC	Ownership	50.000	UnitedHealth Group Incorporated		37
		.00000	75-2459713				Surgicare of Mobile, LLC	DE	NIA	Surgery Center Holding, LLC	Ownership	100.000	UnitedHealth Group Incorporated		
		.00000	75-2448926				Surgicare of Oceanside, Inc.	CA	NIA	Surgery Center Holding, LLC	Ownership	100.000	UnitedHealth Group Incorporated		
		.00000	75-2184730				Surgicare of Owensboro, LLC	DE	NIA	Surgery Center Holding, LLC	Ownership	100.000	UnitedHealth Group Incorporated		
		.00000	75-2200171				Surgicare of Salem, LLC	DE	NIA	Surgery Center Holding, LLC	Ownership	100.000	UnitedHealth Group Incorporated		
		.00000	95-3329855				Surgicenters of Southern California, Inc.	CA	NIA	Surgery Center Holding, LLC	Ownership	100.000	UnitedHealth Group Incorporated		
		.00000					SXC Comet, LLC	DE	NIA	OptumRx Administrative Services, LLC	Ownership	100.000	UnitedHealth Group Incorporated		
.0707	UnitedHealth Group Incorporated	.00000	46-1536748				Symphonix Health Holdings, LLC	DE	NIA	United HealthCare Services, Inc.	Ownership	100.000	UnitedHealth Group Incorporated		
		84549	38-2044243				Symphonix Health Insurance, Inc.	IL	IA	Symphonix Health Holdings, LLC	Ownership	100.000	UnitedHealth Group Incorporated		
		.00000	47-4751035				TeamMD Holdings, Inc.	DE	NIA	AmeriChoice Corporation	Ownership	100.000	UnitedHealth Group Incorporated		
		.00000	47-4850893				TeamMD Iowa, Inc.	DE	NIA	TeamMD Holdings, Inc.	Ownership	100.000	UnitedHealth Group Incorporated		
		.00000	35-2584893				TeamMD Physicians of Texas, Inc.	TX	NIA	TeamMD Holdings, Inc.	Ownership	100.000	UnitedHealth Group Incorporated		
		.00000	56-1970224		0001284028		The Lewin Group, Inc.	NC	NIA	Optum Public Sector Solutions, Inc.	Ownership	100.000	UnitedHealth Group Incorporated		
		.00000	72-1349755				The Surgery Center of Easton, L.P.	TN	NIA	Surgery Center of Easton, LLC	Ownership	57.000	UnitedHealth Group Incorporated		38
		.00000	26-1479919				Thomas Johnson Surgery Center, LLC	MD	NIA	SCA-Frederick, LLC	Ownership	60.000	UnitedHealth Group Incorporated		1
		.00000	77-0367271				Thousand Oaks Endoscopy Center, LLC	CA	NIA	Endoscopy Center Affiliates, Inc.	Ownership	56.400	UnitedHealth Group Incorporated		1
		.00000	25-1825549				Three Rivers Holdings, Inc.	DE	NIA	AmeriChoice Corporation	Ownership	100.000	UnitedHealth Group Incorporated		
		.00000	63-1194203				Three Rivers Surgical Care, L.P.	TN	NIA	Muskogee Surgical Investors, LLC	Ownership	51.000	UnitedHealth Group Incorporated		39
		.00000	59-3143128				Tmesys, LLC	FL	NIA	PMSI Holdings, LLC	Ownership	100.000	UnitedHealth Group Incorporated		
		.00000	98-1287904				Topimagem Diagnóstico por Imagem Ltda.	BRA	NIA	Esho - Empresa de Serviços Hospitalares S.A.	Ownership	89.000	UnitedHealth Group Incorporated		11
		.00000	52-1431155				Travel Express Incorporated	MD	NIA	FrontierMEDEX, Inc.	Ownership	100.000	UnitedHealth Group Incorporated		
		.00000	47-5088596				TriMed, LLC	UT	NIA	National MedTrans, LLC	Ownership	100.000	UnitedHealth Group Incorporated		
		.00000	94-3077084				U.S. Behavioral Health Plan, California	CA	IA	United Behavioral Health	Ownership	100.000	UnitedHealth Group Incorporated		
		.00000	98-1388279				UHC Finance (Ireland) Unlimited Company	IRL	NIA	OptumRx, Inc.	Ownership	100.000	UnitedHealth Group Incorporated		
		.00000	98-1113428				UHC Global Health Services BC Ltd.	CAN	NIA	UnitedHealthcare Global Canada Limited	Ownership	100.000	UnitedHealth Group Incorporated		
		.00000	41-1913059				UHC International Services, Inc.	DE	NIA	UnitedHealth Group Incorporated	Ownership	100.000	UnitedHealth Group Incorporated		
		.00000	95-2931460		0001225831		UHC of California	CA	IA	United HealthCare Services, Inc.	Ownership	100.000	UnitedHealth Group Incorporated		
		.00000					UHCFL LLC	DE	NIA	OptumRx, Inc.	Ownership	100.000	UnitedHealth Group Incorporated		
		.00000	98-1372063				UHC Holdings (Ireland) Limited	IRL	NIA	United HealthCare Services, Inc.	Ownership	100.000	UnitedHealth Group Incorporated		
		.00000	98-1372064				UHC Services (Ireland) Limited	IRL	NIA	UHC Holdings (Ireland) Limited	Ownership	100.000	UnitedHealth Group Incorporated		
		.00000	98-1122490				UHG Brasil Participações S.A.	BRA	NIA	Polar II Fundo de Investimento em Participações Multiestratégia	Ownership	100.000	UnitedHealth Group Incorporated		
		.00000	41-1921008				UHC Holdings, Inc.	DE	NIA	United HealthCare Services, Inc.	Ownership	100.000	UnitedHealth Group Incorporated		
		.00000	39-1995276				UMR, Inc.	DE	NIA	United HealthCare Services, Inc.	Ownership	100.000	UnitedHealth Group Incorporated		
.0707	UnitedHealth Group Incorporated	.91529	52-1996029				Unimerica Insurance Company	WI	IA	OptumHealth Holdings, LLC	Ownership	100.000	UnitedHealth Group Incorporated		
		.11596	01-0637149				Unimerica Life Insurance Company of New York	NY	IA	UnitedHealthcare Insurance Company	Ownership	100.000	UnitedHealth Group Incorporated		
		.00000	25-1877716				Unison Administrative Services, LLC	PA	NIA	Three Rivers Holdings, Inc.	Ownership	100.000	UnitedHealth Group Incorporated		
		.00000	20-5917714				Unison Health Plan of Delaware, Inc.	DE	IA	Three Rivers Holdings, Inc.	Ownership	100.000	UnitedHealth Group Incorporated		
		.00000	94-2649097				United Behavioral Health	CA	NIA	OptumHealth Holdings, LLC	Ownership	100.000	UnitedHealth Group Incorporated		
		.00000	41-1868911				United Behavioral Health of New York, I.P.A., Inc.	NY	NIA	United Behavioral Health	Ownership	100.000	UnitedHealth Group Incorporated		
		.00000	41-1941615				United Health Foundation	MN	NIA	UnitedHealth Group Incorporated	Ownership	100.000	UnitedHealth Group Incorporated		
		.00000	41-1289245	3410132	0001310133		United HealthCare Services, Inc.	MN	UIP	UnitedHealth Group Incorporated	Ownership	100.000	UnitedHealth Group Incorporated		

16.15

STATEMENT AS OF SEPTEMBER 30, 2017 OF THE UnitedHealthcare Plan of the River Valley, Inc.

SCHEDULE Y
PART 1A - DETAIL OF INSURANCE HOLDING COMPANY SYSTEM

1	2	3	4	5	6	7	8	9	10	11	12	13	14	15	16
Group Code	Group Name	NAIC Company Code	ID Number	Federal RSSD	CIK	Name of Securities Exchange if Publicly Traded (U.S. or International)	Names of Parent, Subsidiaries Or Affiliates	Domi-ciliary Location	Relation-ship to Reporting Entity	Directly Controlled by (Name of Entity/Person)	Type of Control (Ownership, Board, Management, Attorney-in-Fact, Influence, Other)	If Control is Ownership Provide Percentage	Ultimate Controlling Entity(ies)/Person(s)	Is an SCA Filing Re-quired? (Y/N)	*
		.00000	30-0318238				United Resource Networks IPA of New York, Inc.	NY	NIA	OptumHealth Care Solutions, LLC	Ownership	100.000	UnitedHealth Group Incorporated		
		.00000	01-0538317				UnitedHealth Advisors, LLC	ME	NIA	United HealthCare Services, Inc.	Ownership	100.000	UnitedHealth Group Incorporated		
		.00000	41-1321939	4665014	0000731766	New York Stock Exchange	UnitedHealth Group Incorporated	DE	UIP	UIP	Ownership	0.000			
		.00000	98-1079826				UnitedHealth Group International GP	CYM	NIA	UnitedHealth Group Incorporated	Ownership	100.000	UnitedHealth Group Incorporated		
		.00000	98-1080118				UnitedHealth Group International L.P.	CYM	NIA	UnitedHealth Group International GP	Ownership	84.984	UnitedHealth Group Incorporated		40
		.00000	98-1080118				UnitedHealth Group International L.P.	CYM	NIA	FMG Holdings, LLC	Ownership	14.815	UnitedHealth Group Incorporated		40
		.00000	98-1080118				UnitedHealth Group International L.P.	CYM	NIA	Hygeia Corporation	Ownership	0.201	UnitedHealth Group Incorporated		40
		.00000	46-3311984				UnitedHealth Group Ventures, LLC	DE	NIA	UnitedHealth Group Incorporated	Ownership	100.000	UnitedHealth Group Incorporated		
		.00000	41-1917398				UnitedHealth International, Inc.	DE	NIA	UnitedHealth Group Incorporated	Ownership	100.000	UnitedHealth Group Incorporated		
		.00000	26-2574977				UnitedHealth Military & Veterans Services, LLC	DE	NIA	United HealthCare Services, Inc.	Ownership	100.000	UnitedHealth Group Incorporated		
.0707	UnitedHealth Group Incorporated	.95174	33-0115163		0001225840		UnitedHealth UK Limited	GBR	NIA	Optum Solutions UK Holdings Limited	Ownership	100.000	UnitedHealth Group Incorporated		
		.00000	47-3221444				UnitedHealthcare Benefits of Texas, Inc.	TX	IA	United HealthCare Services, Inc.	Ownership	100.000	UnitedHealth Group Incorporated		
		.00000	46-4348775				UnitedHealthcare Benefits Plan of California	CA	IA	United HealthCare Services, Inc.	Ownership	100.000	UnitedHealth Group Incorporated		
.0707	UnitedHealth Group Incorporated	.13168	26-2688274				UnitedHealthcare Community Plan of California, Inc.	CA	IA	United HealthCare Services, Inc.	Ownership	100.000	UnitedHealth Group Incorporated		
.0707	UnitedHealth Group Incorporated	.12323	56-2451429				UnitedHealthcare Community Plan of Georgia, Inc.	GA	IA	AmeriChoice Corporation	Ownership	100.000	UnitedHealth Group Incorporated		
.0707	UnitedHealth Group Incorporated	.11141	91-2008361				UnitedHealthcare Community Plan of Ohio, Inc.	OH	IA	Three Rivers Holdings, Inc.	Ownership	100.000	UnitedHealth Group Incorporated		
.0707	UnitedHealth Group Incorporated	.95467	38-3204052				UnitedHealthcare Community Plan of Texas, L.L.C.	TX	IA	Ovations, Inc.	Ownership	100.000	UnitedHealth Group Incorporated		
		.00000	98-1200034				UnitedHealthcare Community Plan, Inc.	MI	IA	AmeriChoice Corporation	Ownership	100.000	UnitedHealth Group Incorporated		
		.00000	98-1199879				UnitedHealthcare Consulting & Assistance Service (Beijing) Co., Ltd.	CHN	NIA	UnitedHealthcare International I B.V.	Ownership	100.000	UnitedHealth Group Incorporated		
		.00000	98-1104429				UnitedHealthcare Europe S.á r.l.	LUX	NIA	UnitedHealthcare International I S.á r.l.	Ownership	100.000	UnitedHealth Group Incorporated		
		.00000	98-1029201				UnitedHealthcare Global Canada Limited	CAN	NIA	UnitedHealthcare International I B.V.	Ownership	100.000	UnitedHealth Group Incorporated		
		.00000	98-1099116				UnitedHealthcare Global Medical (UK) Limited	GBR	NIA	UnitedHealthcare International I B.V.	Ownership	100.000	UnitedHealth Group Incorporated		
.0707	UnitedHealth Group Incorporated	.79413	36-2739571				UnitedHealthcare India Private Limited	IND	NIA	UnitedHealthcare International II B.V.	Ownership	99.994	UnitedHealth Group Incorporated		
		.00000	98-1099116				UnitedHealthcare Insurance Company	IND	NIA	UnitedHealth International, Inc.	Ownership	0.007	UnitedHealth Group Incorporated		
.0707	UnitedHealth Group Incorporated	.60318	36-3800349				UnitedHealthcare Insurance Company	CT	IA	UHC Holdings, Inc.	Ownership	100.000	UnitedHealth Group Incorporated		
.0707	UnitedHealth Group Incorporated	.60093	11-3283886				UnitedHealthcare Insurance Company of Illinois	IL	IA	UnitedHealthcare Insurance Company	Ownership	100.000	UnitedHealth Group Incorporated		
.0707	UnitedHealth Group Incorporated	.12231	20-1902768				UnitedHealthcare Insurance Company of New York	NY	IA	UnitedHealthcare Insurance Company	Ownership	100.000	UnitedHealth Group Incorporated		
		.00000	96-0618309				UnitedHealthcare Insurance Company of the River Valley	IL	IA	UnitedHealthcare Services Company of the River Valley, Inc.	Ownership	100.000	UnitedHealth Group Incorporated		
		.00000	41-1988797				UnitedHealthcare Integrated Services, Inc.	AZ	IA	Ovations, Inc.	Ownership	100.000	UnitedHealth Group Incorporated		
		.00000	98-1100512				UnitedHealthcare International Asia, LLC	DE	NIA	UnitedHealth Group Incorporated	Ownership	100.000	UnitedHealth Group Incorporated		
		.00000	98-1079595				UnitedHealthcare International I B.V.	NLD	NIA	UnitedHealth Group International L.P.	Ownership	100.000	UnitedHealth Group Incorporated		
		.00000	98-1100980				UnitedHealthcare International I S.á r.l.	LUX	NIA	UnitedHealth Group International L.P.	Ownership	100.000	UnitedHealth Group Incorporated		
		.00000	98-1079459				UnitedHealthcare International II B.V.	NLD	NIA	UnitedHealthcare Europe S.á r.l.	Ownership	100.000	UnitedHealth Group Incorporated		
		.00000	98-1079459				UnitedHealthcare International II S.á r.l.	LUX	NIA	UnitedHealthcare Europe S.á r.l.	Ownership	100.000	UnitedHealth Group Incorporated		
		.00000	98-1340853				UnitedHealthcare International III B.V.	NLD	NIA	UnitedHealthcare International II B.V.	Ownership	100.000	UnitedHealth Group Incorporated		
		.00000	98-1077436				UnitedHealthcare International III S.á r.l.	LUX	NIA	UnitedHealthcare Europe S.á r.l.	Ownership	69.999	UnitedHealth Group Incorporated		
		.00000	98-1077436				UnitedHealthcare International III S.á r.l.	LUX	NIA	UnitedHealthcare International II S.á r.l.	Ownership	30.001	UnitedHealth Group Incorporated		
		.00000	98-1372054				UnitedHealthcare International IV B.V.	NLD	NIA	UnitedHealthcare International V S.á r.l.	Ownership	100.000	UnitedHealth Group Incorporated		
		.00000	98-1080926				UnitedHealthcare International IV S.á r.l.	LUX	NIA	UnitedHealthcare International III B.V.	Ownership	100.000	UnitedHealth Group Incorporated		
		.00000	98-1387355				UnitedHealthcare International IX S.á r.l.	LUX	NIA	UHC Finance (Ireland) Unlimited Company	Ownership	100.000	UnitedHealth Group Incorporated		
		.00000	98-1257473				UnitedHealthcare International V S.á r.l.	LUX	NIA	Optum Services (Ireland) Limited	Ownership	100.000	UnitedHealth Group Incorporated		

STATEMENT AS OF SEPTEMBER 30, 2017 OF THE UnitedHealthcare Plan of the River Valley, Inc.

SCHEDULE Y PART 1A - DETAIL OF INSURANCE HOLDING COMPANY SYSTEM

1 Group Code	2 Group Name	3 NAIC Company Code	4 ID Number	5 Federal RSSD	6 CIK	7 Name of Securities Exchange if Publicly Traded (U.S. or International)	8 Names of Parent, Subsidiaries Or Affiliates	9 Domi-ciliary Location	10 Relation-ship to Reporting Entity	11 Directly Controlled by (Name of Entity/Person)	12 Type of Control (Ownership, Board, Management, Attorney-in-Fact, Influence, Other)	13 If Control is Ownership Provide Percentage	14 Ultimate Controlling Entity(ies)/Person(s)	15 Is an SCA Filing Re-quired? (Y/N)	16 *
		00000	98-1372058				UnitedHealthcare International VI S.à r.l.	LUX	NIA	UnitedHealth Group International L.P.	Ownership	100.000	UnitedHealth Group Incorporated		
		00000	98-1372060				UnitedHealthcare International VII S.à r.l.	LUX	NIA	UnitedHealth Group International L.P.	Ownership	100.000	UnitedHealth Group Incorporated		
		00000	98-1372062				UnitedHealthcare International VIII S.à r.l.	LUX	NIA	UnitedHealthcare International VII S.à r.l.	Ownership	100.000	UnitedHealth Group Incorporated		
0707	UnitedHealth Group Incorporated	97179	86-0207231				UnitedHealthcare Life Insurance Company	WI	IA	Golden Rule Financial Corporation	Ownership	100.000	UnitedHealth Group Incorporated		
0707	UnitedHealth Group Incorporated	95784	63-0899562				UnitedHealthcare of Alabama, Inc.	AL	IA	UnitedHealthcare, Inc.	Ownership	100.000	UnitedHealth Group Incorporated		
0707	UnitedHealth Group Incorporated	96016	86-0507074				UnitedHealthcare of Arizona, Inc.	AZ	IA	UnitedHealthcare, Inc.	Ownership	100.000	UnitedHealth Group Incorporated		
0707	UnitedHealth Group Incorporated	95446	63-1036819				UnitedHealthcare of Arkansas, Inc.	AR	IA	UnitedHealthcare, Inc.	Ownership	100.000	UnitedHealth Group Incorporated		
0707	UnitedHealth Group Incorporated	95090	84-1004639				UnitedHealthcare of Colorado, Inc.	CO	IA	UnitedHealthcare, Inc.	Ownership	100.000	UnitedHealth Group Incorporated		
0707	UnitedHealth Group Incorporated	95264	59-1293865				UnitedHealthcare of Florida, Inc.	FL	IA	UnitedHealthcare, Inc.	Ownership	100.000	UnitedHealth Group Incorporated		
0707	UnitedHealth Group Incorporated	95850	58-1653544				UnitedHealthcare of Georgia, Inc.	GA	IA	UnitedHealthcare, Inc.	Ownership	100.000	UnitedHealth Group Incorporated		
0707	UnitedHealth Group Incorporated	95776	36-3280214				UnitedHealthcare of Illinois, Inc.	IL	IA	UnitedHealthcare, Inc.	Ownership	100.000	UnitedHealth Group Incorporated		
0707	UnitedHealth Group Incorporated	96644	62-1240316				UnitedHealthcare of Kentucky, Inc.	KY	IA	United HealthCare Services, Inc.	Ownership	94.180	UnitedHealth Group Incorporated		41
0707	UnitedHealth Group Incorporated	96644	62-1240316				UnitedHealthcare of Kentucky, Ltd.	KY	IA	UnitedHealthcare, Inc.	Ownership	5.820	UnitedHealth Group Incorporated		41
0707	UnitedHealth Group Incorporated	95833	72-1074008				UnitedHealthcare of Louisiana, Inc.	LA	IA	UnitedHealthcare, Inc.	Ownership	100.000	UnitedHealth Group Incorporated		
0707	UnitedHealth Group Incorporated	95716	63-1036817				UnitedHealthcare of Mississippi, Inc.	MS	IA	UnitedHealthcare, Inc.	Ownership	100.000	UnitedHealth Group Incorporated		
0707	UnitedHealth Group Incorporated	95149	05-0413469				UnitedHealthcare of New England, Inc.	RI	IA	United HealthCare Services, Inc.	Ownership	100.000	UnitedHealth Group Incorporated		
0707	UnitedHealth Group Incorporated	13214	26-2697886				UnitedHealthcare of New Mexico, Inc.	NM	IA	UnitedHealthcare Insurance Company	Ownership	100.000	UnitedHealth Group Incorporated		
0707	UnitedHealth Group Incorporated	95085	06-1172891				UnitedHealthcare of New York, Inc.	NY	IA	AmeriChoice Corporation	Ownership	100.000	UnitedHealth Group Incorporated		
0707	UnitedHealth Group Incorporated	95103	56-1461010				UnitedHealthcare of North Carolina, Inc.	NC	IA	UnitedHealthcare, Inc.	Ownership	100.000	UnitedHealth Group Incorporated		
0707	UnitedHealth Group Incorporated	95186	31-1142815				UnitedHealthcare of Ohio, Inc.	OH	IA	United HealthCare Services, Inc.	Ownership	100.000	UnitedHealth Group Incorporated		
0707	UnitedHealth Group Incorporated	96903	33-0115166				UnitedHealthcare of Oklahoma, Inc.	OK	IA	United HealthCare Services, Inc.	Ownership	100.000	UnitedHealth Group Incorporated		
0707	UnitedHealth Group Incorporated	95893	93-0938819		0001225824		UnitedHealthcare of Oregon, Inc.	OR	IA	United HealthCare Services, Inc.	Ownership	100.000	UnitedHealth Group Incorporated		
0707	UnitedHealth Group Incorporated	95220	25-1756858				UnitedHealthcare of Pennsylvania, Inc.	PA	IA	Three Rivers Holdings, Inc.	Ownership	100.000	UnitedHealth Group Incorporated		
0707	UnitedHealth Group Incorporated	95765	95-3939697				UnitedHealthcare of Texas, Inc.	TX	IA	UnitedHealthcare, Inc.	Ownership	100.000	UnitedHealth Group Incorporated		
0707	UnitedHealth Group Incorporated	95025	52-1130183				UnitedHealthcare of the Mid-Atlantic, Inc.	MD	IA	UnitedHealthcare, Inc.	Ownership	100.000	UnitedHealth Group Incorporated		
0707	UnitedHealth Group Incorporated	95591	47-0676824				UnitedHealthcare of the Midlands, Inc.	NE	IA	UnitedHealthcare, Inc.	Ownership	100.000	UnitedHealth Group Incorporated		
0707	UnitedHealth Group Incorporated	96385	43-1361841				UnitedHealthcare of the Midwest, Inc.	MO	IA	UnitedHealthcare, Inc.	Ownership	100.000	UnitedHealth Group Incorporated		
0707	UnitedHealth Group Incorporated	95501	41-1488563				UnitedHealthcare of Utah, Inc.	UT	IA	UnitedHealthcare, Inc.	Ownership	100.000	UnitedHealth Group Incorporated		
0707	UnitedHealth Group Incorporated	48038	91-1312551		0001225843		UnitedHealthcare of Washington, Inc.	WA	IA	United HealthCare Services, Inc.	Ownership	100.000	UnitedHealth Group Incorporated		
0707	UnitedHealth Group Incorporated	95710	39-1555888				UnitedHealthcare of Wisconsin, Inc.	WI	IA	UnitedHealthcare, Inc.	Ownership	100.000	UnitedHealth Group Incorporated		
0707	UnitedHealth Group Incorporated	95378	36-3379945				UnitedHealthcare Plan of the River Valley, Inc.	IL	RE	UnitedHealthcare Services Company of the River Valley, Inc.	Ownership	100.000	UnitedHealth Group Incorporated		
		00000	98-1372065				UnitedHealthcare Risk Designated Activity Company	IRL	NIA	UHC Holdings (Ireland) Limited	Ownership	100.000	UnitedHealth Group Incorporated		
		00000	47-0854646				UnitedHealthcare Service LLC	DE	NIA	UnitedHealthcare Insurance Company	Ownership	100.000	UnitedHealth Group Incorporated		
		00000	36-3355110				UnitedHealthcare Services Company of the River Valley, Inc.	DE	LDP	UnitedHealthcare, Inc.	Ownership	100.000	UnitedHealth Group Incorporated		
		00000	01-0518346				UnitedHealthcare Specialty Benefits, LLC	ME	NIA	Specialty Benefits, LLC	Ownership	100.000	UnitedHealth Group Incorporated		
		00000	41-1922511				UnitedHealthcare, Inc.	DE	LJP	United HealthCare Services, Inc.	Ownership	100.000	UnitedHealth Group Incorporated		
		00000	33-0812827				Upland Outpatient Surgical Center, L.P.	CA	NIA	NSC Upland, LLC	Ownership	80.000	UnitedHealth Group Incorporated		42
		00000	26-0382877		0001453198		Urgent Care Holdings, Inc.	DE	NIA	Optum Clinics Intermediate Holdings, Inc.	Ownership	100.000	UnitedHealth Group Incorporated		
		00000	26-3667220				Urgent Care MSO, LLC	DE	NIA	Urgent Care Holdings, Inc.	Ownership	100.000	UnitedHealth Group Incorporated		
		00000	75-2613230				Urology Associates of North Texas, P.L.L.C.	TX	NIA	USMD Affiliated Services	Ownership	100.000	UnitedHealth Group Incorporated		
		00000	20-8048861				USMD Administrative Services, L.L.C.	TX	NIA	USMD Inc.	Ownership	100.000	UnitedHealth Group Incorporated		
		00000	27-2956222				USMD Affiliated Services	TX	NIA	USMD Inc.	Ownership	100.000	UnitedHealth Group Incorporated		
		00000	27-2866866		0001507881		USMD Holdings, Inc.	DE	NIA	WellMed Medical Management, Inc.	Ownership	100.000	UnitedHealth Group Incorporated		
		00000	20-8050318		0001404693		USMD Inc.	TX	NIA	USMD Holdings, Inc.	Ownership	100.000	UnitedHealth Group Incorporated		
		00000	35-2446102				USMD PPM, LLC	TX	NIA	USMD Inc.	Ownership	100.000	UnitedHealth Group Incorporated		
		00000	87-0757396				Valley Physicians Network, Inc.	CA	NIA	PrimeCare Medical Network, Inc.	Ownership	100.000	UnitedHealth Group Incorporated		
		00000	36-3469841				Wauwatosa Outpatient Surgery Center, LLC	DE	NIA	Surgery Centers-West Holdings, LLC	Ownership	100.000	UnitedHealth Group Incorporated		
		00000	36-3469839				Wauwatosa Surgery Center, Limited Partnership	WI	NIA	Wauwatosa Outpatient Surgery Center, LLC	Ownership	51.000	UnitedHealth Group Incorporated		43
		00000	20-5429310				Wayland Square Surgicare Acquisition, L.P.	RI	NIA	Wayland Square Surgicare GP, Inc.	Ownership	59.000	UnitedHealth Group Incorporated		44

STATEMENT AS OF SEPTEMBER 30, 2017 OF THE UnitedHealthcare Plan of the River Valley, Inc.

SCHEDULE Y
PART 1A - DETAIL OF INSURANCE HOLDING COMPANY SYSTEM

1	2	3	4	5	6	7	8	9	10	11	12	13	14	15	16
Group Code	Group Name	NAIC Company Code	ID Number	Federal RSSD	CIK	Name of Securities Exchange if Publicly Traded (U.S. or International)	Names of Parent, Subsidiaries Or Affiliates	Domiciliary Location	Relationship to Reporting Entity	Directly Controlled by (Name of Entity/Person)	Type of Control (Ownership, Board, Management, Attorney-in-Fact, Influence, Other)	If Control is Ownership Provide Percentage	Ultimate Controlling Entity(ies)/Person(s)	Is an SCA Filing Required? (Y/N)	*
		.0000	75-2500274				Wayland Square Surgicare GP, Inc.	RI	NIA	Surgery Center Holding, LLC	Ownership	100.000	UnitedHealth Group Incorporated		
		.0000	74-2797745				WellMed Medical Management of Florida, Inc.	FL	NIA	WellMed Medical Management, Inc.	Ownership	100.000	UnitedHealth Group Incorporated		
		.0000	74-2786364				WellMed Medical Management, Inc.	TX	NIA	Collaborative Care Holdings, LLC	Ownership	80.000	UnitedHealth Group Incorporated		30
		.0000	41-2250215				WellMed Networks - DFW, Inc.	TX	NIA	WellMed Medical Management, Inc.	Ownership	50.000	UnitedHealth Group Incorporated		30
		.0000	27-2809113				West Coast Endoscopy Holdings, LLC	DE	NIA	SCA Surgery Holdings, LLC	Ownership	100.000	UnitedHealth Group Incorporated		
		.0000	45-0636596				WESTMED Practice Partners LLC	DE	NIA	Collaborative Care Holdings, LLC	Ownership	86.150	UnitedHealth Group Incorporated		30
		.0000	46-5548304				Winchester Endoscopy, LLC	IL	NIA	SCA-Winchester, LLC	Ownership	51.000	UnitedHealth Group Incorporated		1
		.0000	62-1587564				Winter Park, LLC	TN	NIA	SCA-Winter Park, Inc.	Ownership	51.000	UnitedHealth Group Incorporated		1
		.0000	52-2102846		0001314524		XLHealth Corporation	MD	NIA	United HealthCare Services, Inc.	Ownership	100.000	UnitedHealth Group Incorporated		
		.0000	98-1107695				XLHealth Corporation India Private Limited	IND	NIA	XLHealth Corporation	Ownership	100.000	UnitedHealth Group Incorporated		
		.0000	11-3764012				Your Health Options Insurance Services, Inc.	CA	NIA	PrimeCare Medical Network, Inc.	Ownership	100.000	UnitedHealth Group Incorporated		
		.0000	27-0172594				Your Partner in Health Services, Inc.	IL	NIA	North American Medical Management - Illinois, Inc.	Ownership	100.000	UnitedHealth Group Incorporated		

Asterisk	Explanation
1	TBD - minority ownership information will be disclosed in a future reporting period.
2	The remaining percentage is owned by the former controlling shareholders of the Company.
3	NSC Lancaster, LLC holds a 81.24% limited partnership interest and a 1% general partnership interest in Antelope Valley Surgery Center, L.P.
4	Surgery Center Holding, LLC holds a 51% general partnership interest and a 23.94% limited partnership interest in B.R.A.S.S. Partnership in Commendam
5	Bakersfield-SC, LLC holds a 25% general partnership interest and a 71% limited partnership interest in Bakersfield Physicians Plaza Surgical Center, L.P.
6	Blackstone Valley Surgicare GP, LLC holds a 40% general partnership interest and a 59% limited partnership interest in Blackstone Valley Surgicare Acquisition, L.P.
7	SCA-Citrus, Inc. holds a 52% general partnership interest and a 5% limited partnership interest in Citrus Regional Surgery Center, L.P.
8	The remaining percentage is owned by a non-affiliated entity.
9	SCA-Colorado Springs, LLC holds a 51% general partnership interest and a 44% limited partnership interest in Colorado Springs Surgery Center, Ltd.
10	Connecticut Surgical Center, LLC holds a 51% general partnership interest and a 14% limited partnership interest in Connecticut Surgery Center, Limited Partnership.
11	The remaining percentage is owned by external shareholder(s) or investors.
12	The remaining 0.353520% owned by external shareholders and 0.016254% owned by Treasury Shares.
13	SCA-Florence, LLC holds a 50% general partnership interest in Florence Surgery Center, L.P.
14	The remaining percentage is owned by officer(s) of the Company.
15	Gadsden Surgery Center, LLC holds a 51% general partnership interest and a 6.5% limited partnership interest in Gadsden Surgery Center, Ltd.
16	SCA-Northeast Georgia Health, LLC holds a 51% general partnership interest and a 35% limited partnership interest in Gainesville Surgery Center, L.P.
17	Surgery Centers-West Holdings, LLC holds a 71% limited partnership interest and a 1% general partnership interest in Golden Triangle Surgicenter, L.P.
18	The remaining 13.012% is owned by Hospital Alvorada de Taguatinga Ltda. and 29.576% is owned by external shareholders.
19	Surgery Center of Vero Beach, Inc. holds a 40% general partnership interest and a 59% limited partnership interest in Indian River Surgery Center, Ltd.
20	Redlands Ambulatory Surgery Center holds a 51% general partnership interest and a 7.22% limited partnership interest in Inland Surgery Center, L.P. SC Affiliates also holds a 13.03% limited partnership interest in Inland Surgery Center, L.P.
21	Surgery Center of Louisville, LLC holds a 51% general partnership interest and a 14.4% limited partnership interest in Louisville S.C., Ltd.
22	SCA-Eugene, Inc. holds a 51% general partnership interest and a 41% limited partnership interest in McKenzie Surgery Center, L.P.
23	Mississippi Surgery Holdings, LLC holds a 41% general partnership interest and a 59% limited partnership interest in Mississippi Surgical Center Limited Partnership.
24	SCA-Mt. Pleasant, LLC holds a 51% general partnership interest and a 44.41% limited partnership interest in Mt. Pleasant Surgery Center, L.P.
25	Northern Rockies Surgicenter, Inc. holds a 51% general partnership interest and a 4.25% limited partnership interest in Northern Rockies Surgery Center, L.P.
26	Northwest Surgicare, LLC holds a 51% general partnership interest and a 5% limited partnership interest in Northwest Surgicare, Ltd., an IL Limited Partnership
27	The remaining percentage is owned by the Companies officers and/or directors.
28	Pasteur Plaza Surgery Center GP, Inc. holds a 51% general partnership interest and a 27.706% limited partnership interest in Pasteur Plaza Surgery Center, L.P.
29	Pomerado Outpatient Surgical Center, Inc. holds a 50.75% general partnership interest and 6% limited partnership interest in Pomerado Outpatient Surgical Center, L.P.
30	The remaining percentage is owned by a non-affiliated entity.
31	Bakersfield Physicians Plaza Surgical Center, L.P. holds a 99% general partnership interest and Physicians Plaza Holdings, LLC holds a 1% limited partnership interest in Southwest Surgical Center of Bakersfield, L.P.
32	SCA-Merritt, LLC holds a 50.08% general partnership interest in Space Coast Surgery Center, Ltd.

STATEMENT AS OF SEPTEMBER 30, 2017 OF THE UnitedHealthcare Plan of the River Valley, Inc.

Asterisk	Explanation
33	SCA Stonegate Holdings, LLC holds a 52% general partnership interest in Stonegate Surgery Center, L.P.
34	SCA of Clarksville, Inc. holds a 51% general partnership interest and a 49% limited partnership interest in Surgery Center of Clarksville, L.P.
35	Surgery Center of Des Moines, LLC holds a 51% general partnership interest and a 14.85% limited partnership interest in Surgery Centers of Des Moines, Ltd., an IA Limited Partnership
36	SCA-South Jersey, LLC holds a 51% general partnership interest and a 19.95% limited partnership interest in Surgical Center of South Jersey, Limited Partnership. SC Affiliates, LLC also holds a 0.73% limited partnership interest in Surgical Center of South Jersey, Limited Partnership.
37	Surgicare of Minneapolis, LLC holds a 50% general partnership interest and a 30.5% limited partnership interest in Surgicare of Minneapolis, Ltd., a MN Limited Partnership
38	Surgery Center of Easton, LLC holds a 57% general partnership interest in The Surgery Center of Easton, L.P.
39	Muskogee Surgical Investors, LLC holds a 51% general partnership interest and a 17.5% limited partnership interest in Three Rivers Surgical Care, L.P.
40	UnitedHealth Group International GP is the general partner.
41	The general partnership interest of 89.77% is held by United HealthCare Services, Inc. (UHS) and 10.23% is held by UnitedHealthcare, Inc. (UHC). UHS also holds 100% of the limited partnership interests. When combining general and limited partner interests, UHS owns 94.18% and UHC owns 5.82%.
42	NSC Upland, LLC holds an 80% general partnership interest and a 12.81% limited partnership interest in Upland Outpatient Surgical Center, L.P.
43	Wauwatosa Outpatient Surgery Center, LLC holds a 51% limited partnership interest in Wauwatosa Surgery Center, Limited Partnership.
44	Wayland Square Surgicare GP, Inc. holds a 40% general partnership interest and a 59% limited partnership interest in Wayland Square Surgicare Acquisition, L.P.

SUPPLEMENTAL EXHIBITS AND SCHEDULES INTERROGATORIES

The following supplemental reports are required to be filed as part of your statement filing. However, in the event that your company does not transact the type of business for which the special report must be filed, your response of NO to the specific interrogatory will be accepted in lieu of filing a "NONE" report and a bar code will be printed below. If the supplement is required of your company but is not being filed for whatever reason enter SEE EXPLANATION and provide an explanation following the interrogatory questions.

	Response
1. Will the Medicare Part D Coverage Supplement be filed with the state of domicile and the NAIC with this statement?	NO

Explanation:

1. The Company does not offer stand-alone Medicare Part D product.

Bar Code:

1. Medicare Part D Coverage Supplement [Document Identifier 365]



OVERFLOW PAGE FOR WRITE-INS

Additional Write-ins for Assets Line 25

	Current Statement Date			4 Prior Year Net Admitted Assets
	1 Assets	2 Nonadmitted Assets	3 Net Admitted Assets (Cols. 1 - 2)	
2504. Service Fee Billing	837	837	0	0
2505. Premium Tax Receivable	0	0	0	273,631
2506. State Taxes Receivable	0	0	0	120,978
2597. Summary of remaining write-ins for Line 25 from overflow page	837	837	0	394,609

SCHEDULE A - VERIFICATION

Real Estate

	1 Year to Date	2 Prior Year Ended December 31
1. Book/adjusted carrying value, December 31 of prior year		
2. Cost of acquired:		
2.1 Actual cost at time of acquisition		
2.2 Additional investment made after acquisition		
3. Current year change in encumbrances		
4. Total gain (loss) on disposals		
5. Deduct amounts received on disposals		
6. Total foreign exchange change in book/adjusted carrying value		
7. Deduct current year's other than temporary impairment recognized		
8. Deduct current year's depreciation		
9. Book/adjusted carrying value at the end of current period (Lines 1+2+3+4-5+6-7-8)		
10. Deduct total nonadmitted amounts		
11. Statement value at end of current period (Line 9 minus Line 10)		

NONE

SCHEDULE B - VERIFICATION

Mortgage Loans

	1 Year to Date	2 Prior Year Ended December 31
1. Book value/recorded investment excluding accrued interest, December 31 of prior year		
2. Cost of acquired:		
2.1 Actual cost at time of acquisition		
2.2 Additional investment made after acquisition		
3. Capitalized deferred interest and other		
4. Accrual of discount		
5. Unrealized valuation increase (decrease)		
6. Total gain (loss) on disposals		
7. Deduct amounts received on disposals		
8. Deduct amortization of premium and mortgage interest protection and commitment fees		
9. Total foreign exchange change in book value/recorded investment excluding accrued interest		
10. Deduct current year's other than temporary impairment recognized		
11. Book value/recorded investment excluding accrued interest at end of current period (Lines 1+2+3+4+5+6-7-8+9-10)		
12. Total valuation allowance		
13. Subtotal (Line 11 plus Line 12)		
14. Deduct total nonadmitted amounts		
15. Statement value at end of current period (Line 13 minus Line 14)		

NONE

SCHEDULE BA - VERIFICATION

Other Long-Term Invested Assets

	1 Year to Date	2 Prior Year Ended December 31
1. Book/adjusted carrying value, December 31 of prior year	15,752,782	17,777,164
2. Cost of acquired:		
2.1 Actual cost at time of acquisition	0	9,387
2.2 Additional investment made after acquisition	0	0
3. Capitalized deferred interest and other	0	0
4. Accrual of discount	0	0
5. Unrealized valuation increase (decrease)	0	0
6. Total gain (loss) on disposals	0	0
7. Deduct amounts received on disposals	2,426	97,151
8. Deduct amortization of premium and depreciation	1,402,776	1,936,618
9. Total foreign exchange change in book/adjusted carrying value	0	0
10. Deduct current year's other than temporary impairment recognized	0	0
11. Book/adjusted carrying value at end of current period (Lines 1+2+3+4+5+6-7-8+9-10)	14,347,580	15,752,782
12. Deduct total nonadmitted amounts	0	0
13. Statement value at end of current period (Line 11 minus Line 12)	14,347,580	15,752,782

SCHEDULE D - VERIFICATION

Bonds and Stocks

	1 Year to Date	2 Prior Year Ended December 31
1. Book/adjusted carrying value of bonds and stocks, December 31 of prior year	622,912,802	617,059,033
2. Cost of bonds and stocks acquired	121,726,122	286,515,204
3. Accrual of discount	95,378	99,332
4. Unrealized valuation increase (decrease)	0	0
5. Total gain (loss) on disposals	920,776	3,969,574
6. Deduct consideration for bonds and stocks disposed of	159,010,231	275,192,866
7. Deduct amortization of premium	6,792,032	9,285,433
8. Total foreign exchange change in book/adjusted carrying value	0	0
9. Deduct current year's other than temporary impairment recognized	0	252,042
10. Book/adjusted carrying value at end of current period (Lines 1+2+3+4+5-6-7+8-9)	579,852,815	622,912,802
11. Deduct total nonadmitted amounts	0	0
12. Statement value at end of current period (Line 10 minus Line 11)	579,852,815	622,912,802

STATEMENT AS OF SEPTEMBER 30, 2017 OF THE UnitedHealthcare Plan of the River Valley, Inc.

SCHEDULE D - PART 1B

Showing the Acquisitions, Dispositions and Non-Trading Activity
During the Current Quarter for all Bonds and Preferred Stock by NAIC Designation

NAIC Designation	1 Book/Adjusted Carrying Value Beginning of Current Quarter	2 Acquisitions During Current Quarter	3 Dispositions During Current Quarter	4 Non-Trading Activity During Current Quarter	5 Book/Adjusted Carrying Value End of First Quarter	6 Book/Adjusted Carrying Value End of Second Quarter	7 Book/Adjusted Carrying Value End of Third Quarter	8 Book/Adjusted Carrying Value December 31 Prior Year
BONDS								
1. NAIC 1 (a)	546,044,837	1,696,824,377	1,629,191,681	(1,074,718)	674,926,394	546,044,837	612,602,815	636,643,795
2. NAIC 2 (a)	69,830,247	3,577,503	3,608,234	(842,501)	69,658,591	69,830,247	68,957,015	66,782,128
3. NAIC 3 (a)	0	0	0	0	0	0	0	0
4. NAIC 4 (a)	0	0	0	0	0	0	0	0
5. NAIC 5 (a)	0	0	0	0	0	0	0	0
6. NAIC 6 (a)	0	0	0	0	0	0	0	0
7. Total Bonds	615,875,084	1,700,401,880	1,632,799,915	(1,917,219)	744,584,985	615,875,084	681,559,830	703,425,923
PREFERRED STOCK								
8. NAIC 1	0	0	0	0	0	0	0	0
9. NAIC 2	0	0	0	0	0	0	0	0
10. NAIC 3	0	0	0	0	0	0	0	0
11. NAIC 4	0	0	0	0	0	0	0	0
12. NAIC 5	0	0	0	0	0	0	0	0
13. NAIC 6	0	0	0	0	0	0	0	0
14. Total Preferred Stock	0	0	0	0	0	0	0	0
15. Total Bonds and Preferred Stock	615,875,084	1,700,401,880	1,632,799,915	(1,917,219)	744,584,985	615,875,084	681,559,830	703,425,923

(a) Book/Adjusted Carrying Value column for the end of the current reporting period includes the following amount of short-term and cash equivalent bonds by NAIC designation:

NAIC 1 \$ 99,735,391 ; NAIC 2 \$ 1,971,624 ; NAIC 3 \$ 0 ; NAIC 4 \$ 0 ; NAIC 5 \$ 0 ; NAIC 6 \$ 0

S102

SCHEDULE DA - PART 1

Short-Term Investments

	1	2	3	4	5
	Book/Adjusted Carrying Value	Par Value	Actual Cost	Interest Collected Year-to-Date	Paid for Accrued Interest Year-to-Date
9199999 Totals	121,546,951	xxx	121,573,234	283,607	48,274

SCHEDULE DA - VERIFICATION

Short-Term Investments

	1	2
	Year To Date	Prior Year Ended December 31
1. Book/adjusted carrying value, December 31 of prior year	72,588,794	243,892,130
2. Cost of short-term investments acquired	5,603,165,205	6,566,254,229
3. Accrual of discount	25,703	23,888
4. Unrealized valuation increase (decrease)	0	0
5. Total gain (loss) on disposals	0	2,843
6. Deduct consideration received on disposals	5,554,160,521	6,737,305,759
7. Deduct amortization of premium	72,230	278,537
8. Total foreign exchange change in book/adjusted carrying value	0	0
9. Deduct current year's other than temporary impairment recognized	0	0
10. Book/adjusted carrying value at end of current period (Lines 1+2+3+4+5-6-7+8-9)	121,546,951	72,588,794
11. Deduct total nonadmitted amounts	0	0
12. Statement value at end of current period (Line 10 minus Line 11)	121,546,951	72,588,794

Schedule DB - Part A - Verification - Options, Caps, Floors, Collars, Swaps and Forwards

N O N E

Schedule DB - Part B - Verification - Futures Contracts

N O N E

Schedule DB - Part C - Section 1 - Replication (Synthetic Asset) Transactions (RSATs) Open

N O N E

Schedule DB-Part C-Section 2-Reconciliation of Replication (Synthetic Asset) Transactions Open

N O N E

Schedule DB - Verification - Book/Adjusted Carrying Value, Fair Value and Potential Exposure of
Derivatives

N O N E

SCHEDULE E - VERIFICATION

(Cash Equivalents)

	1	2
	Year To Date	Prior Year Ended December 31
1. Book/adjusted carrying value, December 31 of prior year	7,924,332	8,802,099
2. Cost of cash equivalents acquired	1,200,480	11,379,709
3. Accrual of discount	700	2,265
4. Unrealized valuation increase (decrease)	0	0
5. Total gain (loss) on disposals	0	0
6. Deduct consideration received on disposals	9,125,000	12,255,000
7. Deduct amortization of premium	512	4,741
8. Total foreign exchange change in book/adjusted carrying value	0	0
9. Deduct current year's other than temporary impairment recognized	0	0
10. Book/adjusted carrying value at end of current period (Lines 1+2+3+4+5-6-7+8-9)	0	7,924,332
11. Deduct total nonadmitted amounts	0	0
12. Statement value at end of current period (Line 10 minus Line 11)	0	7,924,332

Schedule A - Part 2 - Real Estate Acquired and Additions Made

N O N E

Schedule A - Part 3 - Real Estate Disposed

N O N E

Schedule B - Part 2 - Mortgage Loans Acquired and Additions Made

N O N E

Schedule B - Part 3 - Mortgage Loans Disposed, Transferred or Repaid

N O N E

STATEMENT AS OF SEPTEMBER 30, 2017 OF THE UnitedHealthcare Plan of the River Valley, Inc.

SCHEDULE BA - PART 2

Showing Other Long-Term Invested Assets ACQUIRED AND ADDITIONS MADE During the Current Quarter

1 CUSIP Identification	2 Name or Description	3 Location		5 Name of Vendor or General Partner	6 NAIC Designation	7 Date Originally Acquired	8 Type and Strategy	9 Actual Cost at Time of Acquisition	10 Additional Investment Made After Acquisition	11 Amount of Encumbrances	12 Commitment for Additional Investment	13 Percentage of Ownership
		City	State									
NONE												
4699999 - Totals												XXX

SCHEDULE BA - PART 3

Showing Other Long-Term Invested Assets DISPOSED, Transferred or Repaid During the Current Quarter

1 CUSIP Identification	2 Name or Description	3 Location		5 Name of Purchaser or Nature of Disposal	6 Date Originally Acquired	7 Disposal Date	8 Book/ Adjusted Carrying Value Less Encum- brances, Prior Year	9 Change in Book/Adjusted Carrying Value						15 Book/ Adjusted Carrying Value Less Encum- brances on Disposal	16 Consid- eration	17 Foreign Exchange Gain (Loss) on Disposal	18 Realized Gain (Loss) on Disposal	19 Total Gain (Loss) on Disposal	20 Invest- ment Income					
		City	State					9 Unrealized Valuation Increase (De- crease)	10 Current Year's (Depre- ciation) or (Amorti- zation)/ Accretion	11 Current Year's Other Than Temporary Impair- ment Recog- nized	12 Capital- ized Deferred Interest and Other	13 Total Change in Book/ Adjusted Carrying Value (9+10- 11+12)	14 Total Foreign Exchange in Book/ Adjusted Carrying Value											
	US Bancorp Guar Fed LIHTC Fd 2012-5 Prv P	MO		Paydown	07/02/2012		179,477	0	(179,477)	0	0	(179,477)	0	179,477	2,426	0	0	0	0					
3199999. Guaranteed Federal Low Income Housing Tax Credit - Unaffiliated							179,477	0	(179,477)	0	0	(179,477)	0	179,477	2,426	0	0	0	0					
	Enterprise N Guar Fed LIHTC PrvPlc CS	US		Paydown	08/27/2013		288,115	0	(288,115)	0	0	(288,115)	0	288,115	0	0	0	0	0					
3399999. Non-Guaranteed Federal Low Income Housing Tax Credit - Unaffiliated							288,115	0	(288,115)	0	0	(288,115)	0	288,115	0	0	0	0	0					
4499999. Total - Unaffiliated							467,592	0	(467,592)	0	0	(467,592)	0	467,592	2,426	0	0	0	0					
4599999. Total - Affiliated							0	0	0	0	0	0	0	0	0	0	0	0	0					
4699999 - Totals												467,592	0	(467,592)	0	0	(467,592)	0	467,592	2,426	0	0	0	0

STATEMENT AS OF SEPTEMBER 30, 2017 OF THE UnitedHealthcare Plan of the River Valley, Inc.

SCHEDULE D - PART 3

Show All Long-Term Bonds and Stock Acquired During the Current Quarter

1	2	3	4	5	6	7	8	9	10
CUSIP Identification	Description	Foreign	Date Acquired	Name of Vendor	Number of Shares of Stock	Actual Cost	Par Value	Paid for Accrued Interest and Dividends	NAIC Designation or Market Indicator (a)
912828-2C-3	US Treasury Note 0.750% 08/31/18		08/15/2017	Harris Nesbitt Corp		795,875	800,000	2,755	1
912828-2R-0	US Treasury Bill 2.250% 08/15/27		08/31/2017	Goldman Sachs		2,451,997	2,425,000	2,521	1
0599999. Subtotal - Bonds - U.S. Governments						3,247,872	3,225,000	5,276	XXX
313560-02-2	FNMA Note Non Call 1.875% 09/24/26		08/04/2017	Nomura Securities		3,656,632	3,810,000	26,392	1
3140GP-4K-1	FNMA Pool BH1725 MBS 4.000% 06/01/47		07/18/2017	RBC Capital Markets		1,234,057	1,168,338	2,337	1
31416V-Y6-5	FNMA Pool AB0732 MBS 4.000% 06/01/39		07/18/2017	Nomura Securities		1,205,260	1,134,028	2,268	1
3199999. Subtotal - Bonds - U.S. Special Revenues						6,095,949	6,112,366	30,997	XXX
026874-CU-9	AMER INTL GROUP Corp Note MW 50BP 4.875% 06/01/22		09/21/2017	CitiGroup		973,650	885,000	13,662	2FE
037833-CZ-1	APPLE INC Corp Note MW 1.500% 09/12/19		09/05/2017	Deutsche Bank		208,820	209,000	0	1FE
04685A-2A-8	ATHENE GLOBAL FU Corp Note Non Call Prv Plc 2.875% 10/23/18		08/16/2017	Stifel Nicolaus & Co.		464,683	460,000	4,177	1FE
06050T-NE-9	BANK OF AMERICA Corp Note Non Call 2.050% 12/07/18		08/01/2017	Stifel Nicolaus & Co.		251,508	250,000	811	1FE
06406H-CR-8	BANK OF NY MELLO Corp Note Call 2.200% 03/04/19		08/17/2017	RBC Capital Markets		260,056	258,000	2,649	1FE
140420-NE-6	CAPITAL ONE BANK Corp Note Call 2.150% 11/21/18		09/18/2017	Stifel Nicolaus & Co.		802,232	800,000	5,686	2FE
19416Q-EF-3	COLGATE-PALM CO Corp Note MW 1.750% 03/15/19		09/21/2017	Market Axess		400,816	400,000	194	1FE
26442U-AD-6	DUKE ENERGY PROG Corp Note Non Call 1.497% 09/08/20		09/05/2017	Goldman Sachs		375,000	375,000	0	1FE
26884A-BG-7	ERP OPERATING LP Corp Note Call MW 3.250% 08/01/27		07/31/2017	CitiGroup		628,879	630,000	0	1FE
26884L-AE-9	EQT CORP Corp Note Call MW 3.000% 10/01/22		09/27/2017	CitiGroup		1,286,620	1,290,000	0	2FE
375558-BP-7	GILEAD SCIENCES Corp Note Non Call 1.545% 03/20/19		09/14/2017	Merrill Lynch		469,000	469,000	0	1FE
38141G-WO-3	GOLDMAN SACHS GP Corp Note Call MW 3.272% 09/29/25		09/26/2017	Goldman Sachs		975,000	975,000	0	1FE
40428H-PJ-5	HSBC USA INC Corp Note Non Call 2.625% 09/24/18		09/21/2017	Cantor Fitzgerald		247,261	245,000	3,180	1FE
594918-BF-0	MICROSOFT CORP Corp Note MW 1.300% 11/03/18		08/14/2017	UBS Financial Services		662,138	663,000	2,490	1FE
61744Y-AK-4	MORGAN STANLEY Corp Note Call MW 3.591% 07/22/28		07/19/2017	Morgan Stanley		715,000	715,000	0	1FE
61746B-DX-1	MORGAN STANLEY Corp Note Non Call 2.450% 02/01/19		08/08/2017	Goldman Sachs		806,392	800,000	544	1FE
64952W-CT-8	NEW YORK LIFE GL Corp Note Non Call Prv Plc 1.424% 04/12/19		07/05/2017	Merrill Lynch		400,000	400,000	0	1FE
69353R-EV-6	PNC BANK NA Corp Note Call 1.950% 03/04/19		08/22/2017	Stifel Nicolaus & Co.		250,928	250,000	2,316	1FE
694308-GN-1	PACIFIC GAS&ELEC Corp Note MW 8.250% 10/15/18		08/09/2017	Wells Fargo		232,092	216,000	5,891	1FE
74153W-CD-9	PRICOA GLOB FUND Corp Note Non Call Prv Plc 2.200% 05/16/19		09/05/2017	Robert Baird & Co		302,247	300,000	2,035	1FE
74456Q-BE-5	PUBLIC SERVICE Corp Note Call MW 2.300% 09/15/18		08/09/2017	Barclays Group Inc.		512,960	509,000	4,845	1FE
90331H-NE-9	USB-CALL08/17 Corp Note Call 1.467% 05/24/19		07/06/2017	Mizuho Investor Sec Co		760,107	759,494	1,169	1FE
92343V-DQ-4	VERIZON COMM INC Corp Note MW 2.946% 03/15/22		07/11/2017	Tax Free Exchange		515,000	515,000	6,659	2FE
98161T-AC-9	World Omni Auto WOART 2017-B A2B ABS 1.331% 02/16/21		07/25/2017	Barclays Group Inc.		990,000	990,000	0	1FE
3899999. Subtotal - Bonds - Industrial and Miscellaneous (Unaffiliated)						13,490,389	13,363,494	56,308	XXX
8399997. Total - Bonds - Part 3						22,834,210	22,700,860	92,581	XXX
8399998. Total - Bonds - Part 5						XXX	XXX	XXX	XXX
8399999. Total - Bonds						22,834,210	22,700,860	92,581	XXX
8999997. Total - Preferred Stocks - Part 3						0	XXX	0	XXX
8999998. Total - Preferred Stocks - Part 5						XXX	XXX	XXX	XXX
8999999. Total - Preferred Stocks						0	XXX	0	XXX
9799997. Total - Common Stocks - Part 3						0	XXX	0	XXX
9799998. Total - Common Stocks - Part 5						XXX	XXX	XXX	XXX
9799999. Total - Common Stocks						0	XXX	0	XXX
9899999. Total - Preferred and Common Stocks						0	XXX	0	XXX
9999999 - Totals						22,834,210	22,700,860	92,581	XXX

(a) For all common stock bearing the NAIC market indicator "U" provide: the number of such issues0

E04

STATEMENT AS OF SEPTEMBER 30, 2017 OF THE UnitedHealthcare Plan of the River Valley, Inc.

SCHEDULE D - PART 4

Show All Long-Term Bonds and Stock Sold, Redeemed or Otherwise Disposed of During the Current Quarter

1	2	3	4	5	6	7	8	9	10	Change In Book/Adjusted Carrying Value					16	17	18	19	20	21	22
										11	12	13	14	15							
CUSIP Identification	Description	For- eign	Disposal Date	Name of Purchaser	Number of Shares of Stock	Consid- eration	Par Value	Actual Cost	Prior Year Book/ Adjusted Carrying Value	Unrealized Valuation Increase/ (Decrease)	Current Year's (Amor- tization)/ Accretion	Current Year's Other Than Temporary Impairment Recogn- ized	Total Change in Book/ Adjusted Carrying Value (11 + 12 - 13)	Total Foreign Exchange Change in Book /Adjusted Carrying Value	Book/ Adjusted Carrying Value at Disposal Date	Foreign Exchange Gain (Loss) on Disposal	Realized Gain (Loss) on Disposal	Total Gain (Loss) on Disposal	Bond Interest/ Stock Dividends Received During Year	Stated Con- tractual Maturity Date	NAIC Design- ation or Market In- dicator (a)
3140E0-60-3	FNMA Pool AZ8078 MBS 3.500% 08/01/45		09/01/2017	Paydown		14,088	14,088	14,643	14,631	.0	(542)	.0	(542)	.0	14,088	.0	.0	.0	.365	08/01/2045	1
3140EW-AM-7	FNMA Pool BC1811 MBS 3.000% 04/01/46		09/01/2017	Paydown		41,882	41,882	43,459	43,444	.0	(1,562)	.0	(1,562)	.0	41,882	.0	.0	.0	.918	04/01/2046	1
3140FO-US-1	FNMA Pool BC5092 MBS 3.500% 11/01/43		09/01/2017	Paydown		8,350	8,350	8,890	8,885	.0	(535)	.0	(535)	.0	8,350	.0	.0	.0	.195	11/01/2043	1
3140F1-YH-9	FNMA Pool BC6111 MBS 3.500% 06/01/46		09/01/2017	Paydown		10,362	10,362	11,128	11,119	.0	(757)	.0	(757)	.0	10,362	.0	.0	.0	.242	06/01/2046	1
3140F5-DT-7	FNMA Pool BC9113 MBS 3.500% 05/01/46		09/01/2017	Paydown		3,159	3,159	3,383	3,380	.0	(220)	.0	(220)	.0	3,159	.0	.0	.0	.74	05/01/2046	1
3140FX-RX-5	FNMA Pool BD2301 MBS 3.000% 06/01/46		09/01/2017	Paydown		9,901	9,901	10,323	10,317	.0	(417)	.0	(417)	.0	9,901	.0	.0	.0	.198	06/01/2046	1
3140GP-4K-1	FNMA Pool BH1725 MBS 4.000% 06/01/47		09/01/2017	Paydown		3,320	3,320	3,506	.0	.0	(187)	.0	(187)	.0	3,320	.0	.0	.0	.16	06/01/2047	1
31410X-VR-4	FNMA Pool 900724 MBS 5.500% 08/01/21		09/01/2017	Paydown		2,135	2,135	2,135	2,131	.0	.4	.0	.4	.0	2,135	.0	.0	.0	.78	08/01/2021	1
31412V-AG-3	FNMA Pool 935707 MBS 5.000% 11/01/24		09/01/2017	Paydown		8,111	8,111	8,640	8,483	.0	(371)	.0	(371)	.0	8,111	.0	.0	.0	.271	11/01/2024	1
31414F-K9-1	FNMA Pool 964820 MBS 5.000% 08/01/23		09/01/2017	Paydown		11,229	11,229	11,334	11,285	.0	(56)	.0	(56)	.0	11,229	.0	.0	.0	.376	08/01/2023	1
31416B-RB-6	FNMA Pool 995182 MBS 5.500% 06/01/20		09/01/2017	Paydown		18,191	18,191	19,891	18,954	.0	(763)	.0	(763)	.0	18,191	.0	.0	.0	.663	06/01/2020	1
31416T-2S-7	FNMA Pool AA9784 MBS 5.000% 07/01/24		09/01/2017	Paydown		12,497	12,497	12,977	12,977	.0	(331)	.0	(331)	.0	12,497	.0	.0	.0	.415	07/01/2024	1
31416V-Y6-5	FNMA Pool AB0732 MBS 4.000% 06/01/39		09/01/2017	Paydown		104,737	104,737	111,316	.0	.0	(6,579)	.0	(6,579)	.0	104,737	.0	.0	.0	.680	06/01/2039	1
31417A-QE-2	FNMA Pool AB4052 MBS 4.000% 12/01/41		09/01/2017	Paydown		49,070	49,070	52,313	52,313	.0	(3,178)	.0	(3,178)	.0	49,070	.0	.0	.0	1,229	12/01/2041	1
31417G-TY-2	FNMA Pool AB9566 MBS 3.000% 06/01/43		09/01/2017	Paydown		67,819	67,819	69,494	69,441	.0	(1,621)	.0	(1,621)	.0	67,819	.0	.0	.0	1,467	06/01/2043	1
45203H-B9-2	ILLINOIS ST FIN Rev Bond Non Call 5.000%		07/01/17	Maturity		175,000	175,000	185,930	176,969	.0	(1,969)	.0	(1,969)	.0	175,000	.0	.0	.0	8,750	07/01/2017	1FE
649717-RN-7	NEW YORK CITY NY Rev Bond Non Call 4.000%		08/01/17	Maturity		1,875,000	1,875,000	2,156,944	1,907,348	.0	(32,348)	.0	(32,348)	.0	1,875,000	.0	.0	.0	75,000	08/01/2017	1FE
3199999. Subtotal - Bonds - U.S. Special Revenues						4,522,854	4,522,854	4,983,140	4,494,713	0	(193,849)	0	(193,849)	0	4,522,854	0	0	0	147,966	XXX	XXX
0258M0-DS-5	AMERICAN EXPRESS Corp Note Non Call 1.623%		09/22/2017	Maturity		495,000	495,000	494,545	494,710	.0	290	.0	290	.0	495,000	.0	.0	.0	5,454	09/22/2017	1FE
02665W-AY-7	AMERICAN HONDA F Corp Note Non Call 1.775%		09/20/2017	Maturity		1,127,000	1,127,000	1,127,000	1,127,000	.0	.0	.0	.0	.0	1,127,000	.0	.0	.0	13,655	09/20/2017	1FE
03065V-AC-1	AmeriCredit Auto AMCAR 2016-1 A2B ABS 1.982% 06/10/19		09/08/2017	Paydown		255,633	255,633	255,633	255,633	.0	.0	.0	.0	.0	255,633	.0	.0	.0	2,873	06/10/2019	1FE
039483-AY-8	Archer Daniels Corp Note MW 30BP PPut 5.450% 03/15/18		09/29/2017	Call	101.8336	503,058	494,000	559,115	515,939	.0	(12,881)	.0	(12,881)	.0	503,058	.0	.0	.0	27,970	03/15/2018	1FE
12591V-AA-9	COMM MORTGAGE TR COMM 2014 CR16 A1 CMBS 1.445% 02/10/19		09/01/2017	Paydown		197,251	197,251	197,246	197,202	.0	49	.0	49	.0	197,251	.0	.0	.0	1,893	02/10/2019	1FM
12594D-AB-4	CNH Equipment Tr CNH 2016-B A2A ABS 1.310%		09/15/2017	Paydown		150,459	150,459	150,459	150,458	.0	1	.0	1	.0	150,459	.0	.0	.0	1,332	10/15/2019	1FE
12631D-AW-3	COMM MORTGAGE TR COMM 2014-CR17 A1 CMBS 1.275% 05/10/47		09/01/2017	Paydown		93,808	93,808	93,807	93,787	.0	21	.0	21	.0	93,808	.0	.0	.0	795	05/10/2047	1FM
13975H-AE-6	CAPITAL AUTO REC AFIN 2014-2 B ABS 2.030%		09/20/2017	Paydown		947,589	947,589	947,448	947,545	.0	43	.0	43	.0	947,589	.0	.0	.0	12,302	12/20/2018	1FE
14042E-3Z-1	CAPITAL ONE NA Corp Note Call 1.500%		09/05/17	Call	100.0000	900,000	900,000	899,640	899,815	.0	185	.0	185	.0	900,000	.0	.0	.0	12,375	09/05/2017	2FE
17322M-AS-5	Citigroup Commercial Mtge Tr CGCMT 2014-GC21 A1 CMBS 1.242% 05/10/47		09/01/2017	Paydown		152,984	152,984	152,980	152,951	.0	33	.0	33	.0	152,984	.0	.0	.0	1,262	05/10/2047	1FM
17322V-AR-7	CITIGROUP COMMERCIAL MORTGAGE CGCMT 2014-GC23 A2 CMBS 2.851% 07/10/47		09/01/2017	Paydown		130,561	130,561	134,476	132,577	.0	(2,016)	.0	(2,016)	.0	130,561	.0	.0	.0	2,857	07/10/2047	1FM
459200-JD-4	IBM CORP Corp Note Non Call 1.767% 08/18/17		08/18/2017	Maturity		1,200,000	1,200,000	1,200,000	1,200,000	.0	.0	.0	.0	.0	1,200,000	.0	.0	.0	13,612	08/18/2017	1FE
46641W-AS-6	JPMBB COMMERCIAL JPMBB 2014-C19 A1 CMBS 1.266% 04/15/47		09/01/2017	Paydown		126,577	126,577	126,577	126,577	.0	.0	.0	.0	.0	126,577	.0	.0	.0	1,062	04/15/2047	1FM
61763K-AW-4	MORGAN STANLEY BANIL TRUST MSBAM 2014-C15 A1 CMBS 1.313% 04/15/47		09/01/2017	Paydown		137,932	137,932	137,929	137,882	.0	50	.0	50	.0	137,932	.0	.0	.0	1,203	04/15/2047	1FM
61945C-AC-7	MOSAIC CO Corp Note Call MW 4.250% 11/15/23		08/16/2017	Various		540,992	515,000	513,919	514,211	.0	60	.0	60	.0	514,271	.0	26,721	26,721	15,950	11/15/2023	2FE
629491-AB-7	NYSE EURONEXT Corp Note MW 2.000% 10/05/17		09/13/2017	Call	100.0390	950,371	950,000	956,052	952,963	.0	(2,593)	.0	(2,593)	.0	950,371	.0	.0	.0	17,839	10/05/2017	1FE
68389X-AT-2	ORACLE CORP Corp Note Non Call 1.503%		07/07/17	Maturity		670,000	670,000	670,169	670,054	.0	(54)	.0	(54)	.0	670,000	.0	.0	.0	6,141	07/07/2017	1FE
80284M-AE-0	Santander Drive SDART 2015-4 B ABS 2.260%		09/15/2017	Paydown		375,417	375,417	375,397	375,403	.0	.14	.0	.14	.0	375,417	.0	.0	.0	6,145	06/15/2020	1FE

E05.1

STATEMENT AS OF SEPTEMBER 30, 2017 OF THE UnitedHealthcare Plan of the River Valley, Inc.

SCHEDULE D - PART 4

Show All Long-Term Bonds and Stock Sold, Redeemed or Otherwise Disposed of During the Current Quarter

1	2	3	4	5	6	7	8	9	10	Change In Book/Adjusted Carrying Value					16	17	18	19	20	21	22	
										11	12	13	14	15								
CUSIP Identification	Description	For-foreign	Disposal Date	Name of Purchaser	Number of Shares of Stock	Consideration	Par Value	Actual Cost	Prior Year Book/Adjusted Carrying Value	Unrealized Valuation Increase/(Decrease)	Current Year's (Amortization)/Accretion	Other Than Temporary Impairment Recognized	Total Change in Book/Adjusted Carrying Value (11 + 12 - 13)	Total Foreign Exchange Change in Book /Adjusted Carrying Value	Book/Adjusted Carrying Value at Disposal Date	Foreign Exchange Gain (Loss) on Disposal	Realized Gain (Loss) on Disposal	Total Gain (Loss) on Disposal	Bond Interest/Stock Dividends Received During Year	Stated Contractual Maturity Date	NAIC Designation or Market Indicator (a)	
90331H-MH-3	USB-CALL08/17 Corp Note Call 1.375% 09/11/17		08/11/2017	Call	100.0000	900,000	900,000	902,133	900,999	0	(999)	0	(999)	0	900,000	0	0	0	11,344	09/11/2017	1FE	
92343V-DM-3	VERIZON COMM INC Corp Note MW Prv Plc 2.946% 03/15/22		07/11/2017	Tax Free Exchange		515,000	515,000	515,000	0	0	0	0	0	515,000	0	0	0	0	6,659	03/15/2022	2FE	
94974B-GC-8	WELLS FARGO CO Corp Note Non Call 1.577% 09/08/17		09/08/2017	Maturity		1,750,000	1,750,000	1,750,000	1,750,000	0	0	0	0	1,750,000	0	0	0	0	18,022	09/08/2017	1FE	
71654Q-BJ-0	PETROLEOS MEXICA Corp Note MW 3.500% 07/18/18	D	07/21/2017	Redemption	101.8510	998,140	980,000	1,013,075	992,322	0	(4,359)	0	(4,359)	0	987,963	0	10,177	10,177	34,586	07/18/2018	2FE	
3899999	Subtotal - Bonds - Industrial and Miscellaneous (Unaffiliated)					13,117,768	13,064,211	13,172,600	12,588,028	0	(22,156)	0	(22,156)	0	13,080,874	0	36,898	36,898	215,131	XXX	XXX	
8399997	Total - Bonds - Part 4					22,790,741	22,737,184	23,311,797	22,236,445	0	(219,590)	0	(219,590)	0	22,753,847	0	36,898	36,898	400,792	XXX	XXX	
8399998	Total - Bonds - Part 5					XXX	XXX	XXX	XXX	XXX	XXX	XXX	XXX	XXX	XXX	XXX	XXX	XXX	XXX	XXX	XXX	XXX
8399999	Total - Bonds					22,790,741	22,737,184	23,311,797	22,236,445	0	(219,590)	0	(219,590)	0	22,753,847	0	36,898	36,898	400,792	XXX	XXX	
8999997	Total - Preferred Stocks - Part 4					0	XXX	0	0	0	0	0	0	0	0	0	0	0	0	XXX	XXX	
8999998	Total - Preferred Stocks - Part 5					XXX	XXX	XXX	XXX	XXX	XXX	XXX	XXX	XXX	XXX	XXX	XXX	XXX	XXX	XXX	XXX	XXX
8999999	Total - Preferred Stocks					0	XXX	0	0	0	0	0	0	0	0	0	0	0	0	XXX	XXX	
9799997	Total - Common Stocks - Part 4					0	XXX	0	0	0	0	0	0	0	0	0	0	0	0	XXX	XXX	
9799998	Total - Common Stocks - Part 5					XXX	XXX	XXX	XXX	XXX	XXX	XXX	XXX	XXX	XXX	XXX	XXX	XXX	XXX	XXX	XXX	XXX
9799999	Total - Common Stocks					0	XXX	0	0	0	0	0	0	0	0	0	0	0	0	XXX	XXX	
9899999	Total - Preferred and Common Stocks					0	XXX	0	0	0	0	0	0	0	0	0	0	0	0	XXX	XXX	
9999999	Totals					22,790,741	XXX	23,311,797	22,236,445	0	(219,590)	0	(219,590)	0	22,753,847	0	36,898	36,898	400,792	XXX	XXX	

(a) For all common stock bearing the NAIC market indicator "U" provide: the number of such issues.....0

Schedule DB - Part A - Section 1 - Options, Caps, Floors, Collars, Swaps and Forwards Open

N O N E

Schedule DB - Part B - Section 1 - Futures Contracts Open

N O N E

Schedule DB - Part B - Section 1B - Brokers with whom cash deposits have been made

N O N E

Schedule DB - Part D - Section 1 - Counterparty Exposure for Derivative Instruments Open

N O N E

Schedule DB - Part D-Section 2 - Collateral for Derivative Instruments Open - Pledged By

N O N E

Schedule DB - Part D-Section 2 - Collateral for Derivative Instruments Open - Pledged To

N O N E

Schedule DL - Part 1 - Reinvested Collateral Assets Owned

N O N E

Schedule DL - Part 2 - Reinvested Collateral Assets Owned

N O N E

SCHEDULE E - PART 1 - CASH

Month End Depository Balances

1 Depository	2 Code	3 Rate of Interest	4 Amount of Interest Received During Current Quarter	5 Amount of Interest Accrued at Current Statement Date	Book Balance at End of Each Month During Current Quarter			9 *
					6 First Month	7 Second Month	8 Third Month	
					JP Morgan Chase New York City, New York000	
0199998. Deposits in ... 0 depositories that do not exceed the allowable limit in any one depository (See instructions) - Open Depositories	XXX	XXX	0	0	0	0	0	XXX
0199999. Totals - Open Depositories	XXX	XXX	0	0	21,228,198	27,330,310	26,818,454	XXX
0299998. Deposits in ... 0 depositories that do not exceed the allowable limit in any one depository (See instructions) - Suspended Depositories	XXX	XXX	0	0	0	0	0	XXX
0299999. Totals - Suspended Depositories	XXX	XXX	0	0	0	0	0	XXX
0399999. Total Cash on Deposit	XXX	XXX	0	0	21,228,198	27,330,310	26,818,454	XXX
0499999. Cash in Company's Office	XXX	XXX	XXX	XXX	0	0	0	XXX
0599999. Total - Cash	XXX	XXX	0	0	21,228,198	27,330,310	26,818,454	XXX

SCHEDULE E - PART 2 - CASH EQUIVALENTS

Show Investments Owned End of Current Quarter

1 Description	2 Code	3 Date Acquired	4 Rate of Interest	5 Maturity Date	6 Book/Adjusted Carrying Value	7 Amount of Interest Due and Accrued	8 Amount Received During Year
NONE							
8699999 - Total Cash Equivalents							