

QUARTERLY STATEMENT

OF THE

UnitedHealthcare Plan of the River Valley, Inc.

TO THE

Insurance Department

OF THE

STATE OF

Tennessee

FOR THE QUARTER ENDED
MARCH 31, 2019

HEALTH

2019



HEALTH QUARTERLY STATEMENT

AS OF MARCH 31, 2019
OF THE CONDITION AND AFFAIRS OF THE

UnitedHealthcare Plan of the River Valley, Inc.

NAIC Group Code 0707 0707 NAIC Company Code 95378 Employer's ID Number 36-3379945
(Current) (Prior)

Organized under the Laws of Illinois, State of Domicile or Port of Entry IL

Country of Domicile United States of America

Licensed as business type: Health Maintenance Organization

Is HMO Federally Qualified? Yes [] No [X]

Incorporated/Organized 08/05/1985 Commenced Business 12/19/1985

Statutory Home Office 1300 River Drive, Suite 200 Moline, IL, US 61265
(Street and Number) (City or Town, State, Country and Zip Code)

Main Administrative Office 1300 River Drive, Suite 200 Moline, IL, US 61265 309-736-4600
(Street and Number) (City or Town, State, Country and Zip Code) (Area Code) (Telephone Number)

Mail Address 9800 Health Care Lane, MN006-W500 Minnetonka, MN, US 55343
(Street and Number or P.O. Box) (City or Town, State, Country and Zip Code)

Primary Location of Books and Records 1300 River Drive, Suite 200 Moline, IL, US 61265 309-736-4600
(Street and Number) (City or Town, State, Country and Zip Code) (Area Code) (Telephone Number)

Internet Website Address UHCRiverValley.com

Statutory Statement Contact Micah Forrest Wenck +1(952) 979-6175
(Name) (Area Code) (Telephone Number)
micah_1_wenck@uhc.com 952-931-4651
(E-mail Address) (FAX Number)

OFFICERS

Chief Financial Officer James Wesley Kelly Secretary Mark Andrew Murr
Treasurer Peter Marshall Gill

OTHER

<u>Robert Andersen Broomfield, President, Commercial</u>	<u>Steven Marc Burstein, Assistant Secretary</u>	<u>Nyle Brent Cottingham, Vice President</u>
<u>Joy Olliani Chieko Higa, Assistant Secretary</u>	<u>Heather Anastasia Lang, Assistant Secretary</u>	<u>Keith Christopher Payet, President, Medicaid Division</u>
<u>Kimberly Grace Perry D.O., Chief Medical Officer</u>	<u>Jessica Leigh Zuba, Assistant Secretary</u>	

DIRECTORS OR TRUSTEES

<u>William Kenneth Appelgate Ph.D.</u>	<u>Robert Andersen Broomfield</u>	<u>James Edward Hecker</u>
<u>Brendan Paul Hostettler #</u>	<u>James Wesley Kelly</u>	<u>Keith Christopher Payet</u>
<u>Cathie Sue Whiteside</u>	<u>Scott Edward Williams</u>	

State of Kansas
County of Johnson

State of TENNESSEE
County of KNOX

State of TENNESSEE
County of WILLIAMSON

The officers of this reporting entity being duly sworn, each depose and say that they are the described officers of said reporting entity, and that on the reporting period stated above, all of the herein described assets were the absolute property of the said reporting entity, free and clear from any liens or claims thereon, except as herein stated, and that this statement, together with related exhibits, schedules and explanations therein contained, annexed or referred to, is a full and true statement of all the assets and liabilities and of the condition and affairs of the said reporting entity as of the reporting period stated above, and of its income and deductions therefrom for the period ended, and have been completed in accordance with the NAIC Annual Statement Instructions and Accounting Practices and Procedures manual except to the extent that: (1) state law may differ; or, (2) that state rules or regulations require differences in reporting not related to accounting practices and procedures, according to the best of their information, knowledge and belief, respectively. Furthermore, the scope of this attestation by the described officers also includes the related corresponding electronic filing with the NAIC, when required, that is an exact copy (except for formatting differences due to electronic filing) of the enclosed statement. The electronic filing may be requested by various regulators in lieu of or in addition to the enclosed statement.

[Signature]
Robert Andersen Broomfield
President, Commercial

[Signature]
Mark Andrew Murr
Secretary


[Signature]
James Wesley Kelly
Chief Financial Officer

Subscribed and sworn to before me this 24 day of April, 2019
[Signature]


Subscribed and sworn to before me this 16 day of April, 2019
[Signature]

Subscribed and sworn to before me this 25th day of April, 2019
[Signature]

JEANNIE FIGGE
Notary Public - State of Kansas
My Appointment Expires 11/3/2021



a. Is this an original filing?..... Yes [X] No []
b. If no,
1. State the amendment number.....
2. Date filed.....
3. Number of pages attached.....



My Commission Expires
December 28, 2021

My Commission Expires 3-29-23

STATEMENT AS OF MARCH 31, 2019 OF THE UnitedHealthcare Plan of the River Valley, Inc.

ASSETS

	Current Statement Date			4 December 31 Prior Year Net Admitted Assets
	1 Assets	2 Nonadmitted Assets	3 Net Admitted Assets (Cols. 1 - 2)	
1. Bonds	677,908,714	0	677,908,714	580,414,743
2. Stocks:				
2.1 Preferred stocks	0	0	0	0
2.2 Common stocks	0	0	0	0
3. Mortgage loans on real estate:				
3.1 First liens	0	0	0	0
3.2 Other than first liens.....	0	0	0	0
4. Real estate:				
4.1 Properties occupied by the company (less \$0 encumbrances)	0	0	0	0
4.2 Properties held for the production of income (less \$0 encumbrances)	0	0	0	0
4.3 Properties held for sale (less \$0 encumbrances)	0	0	0	0
5. Cash (\$457,860), cash equivalents (\$376,914,646) and short-term investments (\$28,130,688)	405,503,194	0	405,503,194	389,306,662
6. Contract loans (including \$0 premium notes)	0	0	0	0
7. Derivatives	0	0	0	0
8. Other invested assets	11,321,456	0	11,321,456	11,787,076
9. Receivables for securities	1,200,000	0	1,200,000	0
10. Securities lending reinvested collateral assets	0	0	0	0
11. Aggregate write-ins for invested assets	0	0	0	0
12. Subtotals, cash and invested assets (Lines 1 to 11)	1,095,933,364	0	1,095,933,364	981,508,481
13. Title plants less \$0 charged off (for Title insurers only)	0	0	0	0
14. Investment income due and accrued	5,587,769	0	5,587,769	5,027,139
15. Premiums and considerations:				
15.1 Uncollected premiums and agents' balances in the course of collection	32,561,059	26,495	32,534,564	66,507,510
15.2 Deferred premiums, agents' balances and installments booked but deferred and not yet due (including \$0 earned but unbilled premiums)	0	0	0	0
15.3 Accrued retrospective premiums (\$5,171,142) and contracts subject to redetermination (\$172,310,264)	177,272,486	0	177,272,486	129,408,832
16. Reinsurance:				
16.1 Amounts recoverable from reinsurers	0	0	0	0
16.2 Funds held by or deposited with reinsured companies	0	0	0	0
16.3 Other amounts receivable under reinsurance contracts	0	0	0	0
17. Amounts receivable relating to uninsured plans	18,263,230	27,731	18,235,499	22,373,227
18.1 Current federal and foreign income tax recoverable and interest thereon	5,781,016	0	5,781,016	442,651
18.2 Net deferred tax asset	21,422,354	2,000,000	19,422,354	13,166,188
19. Guaranty funds receivable or on deposit	74,650	0	74,650	440,566
20. Electronic data processing equipment and software	0	0	0	0
21. Furniture and equipment, including health care delivery assets (\$0)	0	0	0	0
22. Net adjustment in assets and liabilities due to foreign exchange rates	0	0	0	0
23. Receivables from parent, subsidiaries and affiliates	0	0	0	0
24. Health care (\$53,882,621) and other amounts receivable	73,459,693	19,577,072	53,882,621	50,851,334
25. Aggregate write-ins for other than invested assets	5,018,282	9,415	5,008,867	5,011,062
26. Total assets excluding Separate Accounts, Segregated Accounts and Protected Cell Accounts (Lines 12 to 25)	1,435,373,903	21,640,713	1,413,733,190	1,274,736,990
27. From Separate Accounts, Segregated Accounts and Protected Cell Accounts	0	0	0	0
28. Total (Lines 26 and 27)	1,435,373,903	21,640,713	1,413,733,190	1,274,736,990
DETAILS OF WRITE-INS				
1101.				
1102.				
1103.				
1198. Summary of remaining write-ins for Line 11 from overflow page	0	0	0	0
1199. Totals (Lines 1101 through 1103 plus 1198)(Line 11 above)	0	0	0	0
2501. Administrative Transitional Payment Receivable	5,000,000	0	5,000,000	5,000,000
2502. Taxes Receivable-State	8,867	0	8,867	11,062
2503. Prepaid Commissions	6,818	6,818	0	0
2598. Summary of remaining write-ins for Line 25 from overflow page	2,597	2,597	0	0
2599. Totals (Lines 2501 through 2503 plus 2598)(Line 25 above)	5,018,282	9,415	5,008,867	5,011,062

LIABILITIES, CAPITAL AND SURPLUS

	Current Period			Prior Year
	1 Covered	2 Uncovered	3 Total	4 Total
1. Claims unpaid (less \$0 reinsurance ceded)	692,106,123	0	692,106,123	576,251,867
2. Accrued medical incentive pool and bonus amounts	12,963,329	0	12,963,329	11,458,850
3. Unpaid claims adjustment expenses	7,271,903	0	7,271,903	6,288,715
4. Aggregate health policy reserves, including the liability of \$46,062,312 for medical loss ratio rebate per the Public Health Service Act	113,046,130	0	113,046,130	81,193,096
5. Aggregate life policy reserves	0	0	0	0
6. Property/casualty unearned premium reserve	0	0	0	0
7. Aggregate health claim reserves	3,638,562	0	3,638,562	3,576,284
8. Premiums received in advance	3,193,770	0	3,193,770	2,235,901
9. General expenses due or accrued	55,404,814	0	55,404,814	45,576,833
10.1 Current federal and foreign income tax payable and interest thereon (including \$0 on realized gains (losses))	0	0	0	0
10.2 Net deferred tax liability	0	0	0	0
11. Ceded reinsurance premiums payable	516,573	0	516,573	553,534
12. Amounts withheld or retained for the account of others	17,848	0	17,848	25,971
13. Remittances and items not allocated	10,947	0	10,947	1,080
14. Borrowed money (including \$0 current) and interest thereon \$0 (including \$0 current)	0	0	0	0
15. Amounts due to parent, subsidiaries and affiliates	46,117,714	0	46,117,714	83,409,524
16. Derivatives	0	0	0	0
17. Payable for securities	0	0	0	0
18. Payable for securities lending	0	0	0	0
19. Funds held under reinsurance treaties (with \$0 authorized reinsurers, \$0 unauthorized reinsurers and \$0 certified reinsurers)	0	0	0	0
20. Reinsurance in unauthorized and certified (\$0) companies	0	0	0	0
21. Net adjustments in assets and liabilities due to foreign exchange rates	0	0	0	0
22. Liability for amounts held under uninsured plans	68,740,780	0	68,740,780	969,490
23. Aggregate write-ins for other liabilities (including \$37,048 current)	37,048	0	37,048	197,708
24. Total liabilities (Lines 1 to 23)	1,003,065,541	0	1,003,065,541	811,738,853
25. Aggregate write-ins for special surplus funds	XXX	XXX	13,456,373	0
26. Common capital stock	XXX	XXX	610,000	610,000
27. Preferred capital stock	XXX	XXX	0	0
28. Gross paid in and contributed surplus	XXX	XXX	104,977,137	104,977,137
29. Surplus notes	XXX	XXX	0	0
30. Aggregate write-ins for other than special surplus funds	XXX	XXX	1,500,000	1,500,000
31. Unassigned funds (surplus)	XXX	XXX	290,124,139	355,911,000
32. Less treasury stock, at cost:				
32.10 shares common (value included in Line 26 \$0)	XXX	XXX	0	0
32.20 shares preferred (value included in Line 27 \$0)	XXX	XXX	0	0
33. Total capital and surplus (Lines 25 to 31 minus Line 32)	XXX	XXX	410,667,649	462,998,137
34. Total liabilities, capital and surplus (Lines 24 and 33)	XXX	XXX	1,413,733,190	1,274,736,990
DETAILS OF WRITE-INS				
2301. Accrued Fines and Penalties	37,048	0	37,048	197,708
2302.				
2303.				
2398. Summary of remaining write-ins for Line 23 from overflow page	0	0	0	0
2399. Totals (Lines 2301 through 2303 plus 2398)(Line 23 above)	37,048	0	37,048	197,708
2501. Section 9010 ACA Subsequent Fee Year Assessment	XXX	XXX	13,456,373	0
2502.	XXX	XXX		
2503.	XXX	XXX		
2598. Summary of remaining write-ins for Line 25 from overflow page	XXX	XXX	0	0
2599. Totals (Lines 2501 through 2503 plus 2598)(Line 25 above)	XXX	XXX	13,456,373	0
3001. Statutory Fund	XXX	XXX	1,500,000	1,500,000
3002.	XXX	XXX		
3003.	XXX	XXX		
3098. Summary of remaining write-ins for Line 30 from overflow page	XXX	XXX	0	0
3099. Totals (Lines 3001 through 3003 plus 3098)(Line 30 above)	XXX	XXX	1,500,000	1,500,000

STATEMENT OF REVENUE AND EXPENSES

	Current Year To Date		Prior Year To Date	Prior Year Ended December 31
	1 Uncovered	2 Total	3 Total	4 Total
1. Member Months	XXX	2,781,912	2,844,999	11,319,913
2. Net premium income (including \$0 non-health premium income)	XXX	1,557,893,339	1,476,753,780	6,107,079,869
3. Change in unearned premium reserves and reserve for rate credits	XXX	2,757,480	(55,206)	14,381,702
4. Fee-for-service (net of \$0 medical expenses)	XXX	0	0	0
5. Risk revenue	XXX	0	0	0
6. Aggregate write-ins for other health care related revenues	XXX	0	0	0
7. Aggregate write-ins for other non-health revenues	XXX	0	0	0
8. Total revenues (Lines 2 to 7)	XXX	1,560,650,819	1,476,698,574	6,121,461,571
Hospital and Medical:				
9. Hospital/medical benefits	0	1,298,654,165	1,167,094,853	4,964,525,535
10. Other professional services	0	14,283,789	12,795,516	47,743,383
11. Outside referrals	0	0	0	0
12. Emergency room and out-of-area	0	0	0	0
13. Prescription drugs	0	114,293,929	112,197,643	417,624,272
14. Aggregate write-ins for other hospital and medical	0	0	0	0
15. Incentive pool, withhold adjustments and bonus amounts	0	4,328,820	3,231,427	20,855,131
16. Subtotal (Lines 9 to 15)	0	1,431,560,703	1,295,319,439	5,450,748,321
Less:				
17. Net reinsurance recoveries	0	0	0	0
18. Total hospital and medical (Lines 16 minus 17)	0	1,431,560,703	1,295,319,439	5,450,748,321
19. Non-health claims (net)	0	0	0	0
20. Claims adjustment expenses, including \$48,515,162 cost containment expenses	0	75,963,307	69,089,715	294,120,097
21. General administrative expenses	0	102,414,538	170,437,766	470,068,416
22. Increase in reserves for life and accident and health contracts (including \$0 increase in reserves for life only)	0	26,230,000	(18,051,000)	(38,741,000)
23. Total underwriting deductions (Lines 18 through 22)	0	1,636,168,548	1,516,795,920	6,176,195,834
24. Net underwriting gain or (loss) (Lines 8 minus 23)	XXX	(75,517,729)	(40,097,346)	(54,734,263)
25. Net investment income earned	0	6,891,023	3,648,310	17,504,020
26. Net realized capital gains (losses) less capital gains tax of \$(32,850)	0	(128,379)	(62,581)	(49,745)
27. Net investment gains (losses) (Lines 25 plus 26)	0	6,762,644	3,585,729	17,454,275
28. Net gain or (loss) from agents' or premium balances charged off [(amount recovered \$5,345) (amount charged off \$(305))]	0	5,040	5,042	20,314
29. Aggregate write-ins for other income or expenses	0	120,560	(98,300)	(355,194)
30. Net income or (loss) after capital gains tax and before all other federal income taxes (Lines 24 plus 27 plus 28 plus 29)	XXX	(68,629,485)	(36,604,875)	(37,614,868)
31. Federal and foreign income taxes incurred	XXX	(5,748,165)	1,755,372	(7,656,306)
32. Net income (loss) (Lines 30 minus 31)	XXX	(62,881,320)	(38,360,247)	(29,958,562)
DETAILS OF WRITE-INS				
0601.	XXX			
0602.	XXX			
0603.	XXX			
0698. Summary of remaining write-ins for Line 6 from overflow page	XXX	0	0	0
0699. Totals (Lines 0601 through 0603 plus 0698)(Line 6 above)	XXX	0	0	0
0701.	XXX			
0702.	XXX			
0703.	XXX			
0798. Summary of remaining write-ins for Line 7 from overflow page	XXX	0	0	0
0799. Totals (Lines 0701 through 0703 plus 0798)(Line 7 above)	XXX	0	0	0
1401.				
1402.				
1403.				
1498. Summary of remaining write-ins for Line 14 from overflow page	0	0	0	0
1499. Totals (Lines 1401 through 1403 plus 1498)(Line 14 above)	0	0	0	0
2901. Fines & Penalties - Paid and Accrued	0	120,560	(98,300)	(355,315)
2902. Investment Proceeds-Settlement	0	0	0	121
2903.				
2998. Summary of remaining write-ins for Line 29 from overflow page	0	0	0	0
2999. Totals (Lines 2901 through 2903 plus 2998)(Line 29 above)	0	120,560	(98,300)	(355,194)

STATEMENT OF REVENUE AND EXPENSES (Continued)

	1 Current Year to Date	2 Prior Year to Date	3 Prior Year Ended December 31
CAPITAL AND SURPLUS ACCOUNT			
33. Capital and surplus prior reporting year.....	462,998,137	446,288,192	446,288,192
34. Net income or (loss) from Line 32.....	(62,881,320)	(38,360,247)	(29,958,562)
35. Change in valuation basis of aggregate policy and claim reserves.....	0	0	0
36. Change in net unrealized capital gains (losses) less capital gains tax of \$ 3,590	13,505	(4,460)	(1,240)
37. Change in net unrealized foreign exchange capital gain or (loss).....	0	0	0
38. Change in net deferred income tax.....	8,259,756	(3,841,108)	(9,871,469)
39. Change in nonadmitted assets.....	2,277,571	(1,864,185)	(3,458,784)
40. Change in unauthorized and certified reinsurance.....	0	0	0
41. Change in treasury stock.....	0	0	0
42. Change in surplus notes.....	0	0	0
43. Cumulative effect of changes in accounting principles.....	0	0	0
44. Capital Changes:			
44.1 Paid in.....	0	0	0
44.2 Transferred from surplus (Stock Dividend).....	0	0	0
44.3 Transferred to surplus.....	0	0	0
45. Surplus adjustments:			
45.1 Paid in.....	0	0	60,000,000
45.2 Transferred to capital (Stock Dividend).....	0	0	0
45.3 Transferred from capital.....	0	0	0
46. Dividends to stockholders.....	0	0	0
47. Aggregate write-ins for gains or (losses) in surplus.....	0	0	0
48. Net change in capital & surplus (Lines 34 to 47).....	(52,330,488)	(44,070,000)	16,709,945
49. Capital and surplus end of reporting period (Line 33 plus 48)	410,667,649	402,218,192	462,998,137
DETAILS OF WRITE-INS			
4701.			
4702.			
4703.			
4798. Summary of remaining write-ins for Line 47 from overflow page.....	0	0	0
4799. Totals (Lines 4701 through 4703 plus 4798)(Line 47 above)	0	0	0

CASH FLOW

	1 Current Year To Date	2 Prior Year To Date	3 Prior Year Ended December 31
Cash from Operations			
1. Premiums collected net of reinsurance	1,553,300,403	1,594,606,004	6,267,302,095
2. Net investment income	7,740,113	6,414,445	25,069,491
3. Miscellaneous income	0	0	0
4. Total (Lines 1 to 3)	1,561,040,516	1,601,020,449	6,292,371,586
5. Benefit and loss related payments	1,312,890,648	1,296,735,525	5,364,393,191
6. Net transfers to Separate Accounts, Segregated Accounts and Protected Cell Accounts	0	0	0
7. Commissions, expenses paid and aggregate write-ins for deductions	95,341,613	139,878,937	784,313,831
8. Dividends paid to policyholders	0	0	0
9. Federal and foreign income taxes paid (recovered) net of \$0 tax on capital gains (losses)	(442,650)	27,006,396	19,800,849
10. Total (Lines 5 through 9)	1,407,789,611	1,463,620,858	6,168,507,871
11. Net cash from operations (Line 4 minus Line 10)	153,250,905	137,399,591	123,863,715
Cash from Investments			
12. Proceeds from investments sold, matured or repaid:			
12.1 Bonds	54,572,038	76,338,414	199,127,894
12.2 Stocks	0	0	0
12.3 Mortgage loans	0	0	0
12.4 Real estate	0	0	0
12.5 Other invested assets	0	0	0
12.6 Net gains or (losses) on cash, cash equivalents and short-term investments	17,095	(4,460)	(1,914)
12.7 Miscellaneous proceeds	0	0	0
12.8 Total investment proceeds (Lines 12.1 to 12.7)	54,589,133	76,333,954	199,125,980
13. Cost of investments acquired (long-term only):			
13.1 Bonds	153,162,907	71,427,286	207,905,225
13.2 Stocks	0	0	0
13.3 Mortgage loans	0	0	0
13.4 Real estate	0	0	0
13.5 Other invested assets	0	49,180	0
13.6 Miscellaneous applications	1,200,000	3,294,566	981,451
13.7 Total investments acquired (Lines 13.1 to 13.6)	154,362,907	74,771,032	208,886,676
14. Net increase (or decrease) in contract loans and premium notes	0	0	0
15. Net cash from investments (Line 12.8 minus Line 13.7 and Line 14)	(99,773,774)	1,562,922	(9,760,696)
Cash from Financing and Miscellaneous Sources			
16. Cash provided (applied):			
16.1 Surplus notes, capital notes	0	0	0
16.2 Capital and paid in surplus, less treasury stock	0	0	60,000,000
16.3 Borrowed funds	0	0	0
16.4 Net deposits on deposit-type contracts and other insurance liabilities	0	0	0
16.5 Dividends to stockholders	0	0	0
16.6 Other cash provided (applied)	(37,280,599)	(8,263,924)	21,390,689
17. Net cash from financing and miscellaneous sources (Line 16.1 through Line 16.4 minus Line 16.5 plus Line 16.6)	(37,280,599)	(8,263,924)	81,390,689
RECONCILIATION OF CASH, CASH EQUIVALENTS AND SHORT-TERM INVESTMENTS			
18. Net change in cash, cash equivalents and short-term investments (Line 11, plus Lines 15 and 17)	16,196,532	130,698,589	195,493,708
19. Cash, cash equivalents and short-term investments:			
19.1 Beginning of year	389,306,662	193,812,954	193,812,954
19.2 End of period (Line 18 plus Line 19.1)	405,503,194	324,511,543	389,306,662

Note: Supplemental disclosures of cash flow information for non-cash transactions:

--	--	--	--

STATEMENT AS OF MARCH 31, 2019 OF THE UnitedHealthcare Plan of the River Valley, Inc.

EXHIBIT OF PREMIUMS, ENROLLMENT AND UTILIZATION

	1 Total	Comprehensive (Hospital & Medical)		4 Medicare Supplement	5 Vision Only	6 Dental Only	7 Federal Employees Health Benefit Plan	8 Title XVIII Medicare	9 Title XIX Medicaid	10 Other
		2 Individual	3 Group							
Total Members at end of:										
1. Prior Year	936,930	38,243	28,583	0	0	0	1,935	60,890	807,278	0
2. First Quarter	930,593	37,420	27,240	0	0	0	0	61,634	804,299	0
3. Second Quarter	0	0	0	0	0	0	0	0	0	0
4. Third Quarter	0	0	0	0	0	0	0	0	0	0
5. Current Year	0	0	0	0	0	0	0	0	0	0
6. Current Year Member Months	2,781,912	115,510	81,779	0	0	0	35	184,245	2,400,343	0
Total Member Ambulatory Encounters for Period:										
7. Physician	2,437,935	53,760	64,518	0	0	0	0	452,269	1,867,388	0
8. Non-Physician	1,609,730	26,830	2,295	0	0	0	0	246,749	1,333,856	0
9. Total	4,047,665	80,590	66,813	0	0	0	0	699,018	3,201,244	0
10. Hospital Patient Days Incurred	1,643,235	906	756	0	0	0	0	61,366	1,580,207	0
11. Number of Inpatient Admissions	93,666	169	234	0	0	0	0	7,923	85,340	0
12. Health Premiums Written (a)	1,559,468,369	15,004,679	35,582,302	0	0	0	80,966	282,050,442	1,226,749,980	0
13. Life Premiums Direct	0	0	0	0	0	0	0	0	0	0
14. Property/Casualty Premiums Written	0	0	0	0	0	0	0	0	0	0
15. Health Premiums Earned	1,562,225,849	15,004,679	35,137,875	0	0	0	80,966	285,252,349	1,226,749,980	0
16. Property/Casualty Premiums Earned	0	0	0	0	0	0	0	0	0	0
17. Amount Paid for Provision of Health Care Services.....	1,312,890,648	14,384,049	26,550,141	0	0	0	1,045,373	197,963,246	1,072,947,839	0
18. Amount Incurred for Provision of Health Care Services	1,431,560,704	15,558,197	25,384,444	0	0	0	(268,177)	228,192,614	1,162,693,626	0

(a) For health premiums written: amount of Medicare Title XVIII exempt from state taxes or fees \$282,050,442

UNDERWRITING AND INVESTMENT EXHIBIT

ANALYSIS OF CLAIMS UNPAID - PRIOR YEAR - NET OF REINSURANCE

Line of Business	Claims Paid Year to Date		Liability End of Current Quarter		5 Claims Incurred in Prior Years (Columns 1 + 3)	6 Estimated Claim Reserve and Claim Liability December 31 of Prior Year
	1 On Claims Incurred Prior to January 1 of Current Year	2 On Claims Incurred During the Year	3 On Claims Unpaid Dec. 31 of Prior Year	4 On Claims Incurred During the Year		
1. Comprehensive (hospital and medical)	12,071,962	28,862,228	2,514,783	15,156,072	14,586,745	17,586,319
2. Medicare Supplement	0	0	0	0	0	0
3. Dental Only	0	0	0	0	0	0
4. Vision Only	0	0	0	0	0	0
5. Federal Employees Health Benefits Plan	1,045,373	0	198,602	0	1,243,975	1,768,358
6. Title XVIII - Medicare	33,605,056	162,708,966	18,235,113	94,644,821	51,840,169	83,177,259
7. Title XIX - Medicaid	347,937,099	723,835,623	128,030,895	436,964,399	475,967,994	477,296,215
8. Other health	0	0	0	0	0	0
9. Health subtotal (Lines 1 to 8)	394,659,490	915,406,817	148,979,393	546,765,292	543,638,883	579,828,151
10. Healthcare receivables (a)	37,812,296	23,072,328	0	12,166,053	37,812,296	74,299,720
11. Other non-health	0	0	0	0	0	0
12. Medical incentive pools and bonus amounts	2,326,981	497,360	9,638,135	3,325,194	11,965,116	11,458,850
13. Totals (Lines 9-10+11+12)	359,174,175	892,831,849	158,617,528	537,924,433	517,791,703	516,987,281

(a) Excludes \$409,016 loans or advances to providers not yet expensed.

NOTES TO FINANCIAL STATEMENTS

1. SUMMARY OF SIGNIFICANT ACCOUNTING POLICIES AND GOING CONCERN

The Company did not discontinue any operations during 2019 or 2018; however, on March 29, 2019, the Company gave notice of its intent to terminate the State of Iowa, Department of Human Services ("IA DHS") Medicaid contract, which represented 48.7% of total direct premiums written as of December 31, 2018. The Company will work to transition all impacted member to the remaining carriers over the next several months.

Effective January 1, 2019, the Company has discontinued offering the Federal Employee Health Benefit Plan product, which represents 0.3% of total direct premiums written as of December 31, 2018.

A. Accounting Practices

The statutory basis financial statements of UnitedHealthcare Plan of the River Valley, Inc. (the "Company") are presented on the basis of accounting practices prescribed and permitted by the Illinois Department of Insurance ("IDOI").

The IDOI recognizes only statutory accounting practices, prescribed and permitted by the State of Illinois, for determining and reporting the financial condition and results of operations of a health maintenance organization, for determining its solvency under Illinois Insurance Law. The state prescribes the use of the National Association of Insurance Commissioners' ("NAIC") Accounting Practices and Procedures manual ("NAIC SAP") in effect for the accounting periods covered in the statutory basis financial statements.

No significant differences exist between the practices prescribed and permitted by the State of Illinois and the NAIC SAP which materially affect the statutory basis net loss and capital and surplus, as illustrated in the table below:

	SSAP #	F/S Page #	F/S Line #	March 31, 2019 2019	December 31, 2018
Net Loss					
(1) Company state basis (Page 4, Line 32, Columns 2 & 4)	XXX	XXX	XXX	\$ (62,881,320)	\$ (29,958,562)
(2) State prescribed practices that are an increase/(decrease) from NAIC SAP: Not Applicable				-	-
(3) State permitted practices that are an increase/(decrease) from NAIC SAP: Not Applicable				-	-
(4) NAIC SAP (1 - 2 - 3 = 4)	XXX	XXX	XXX	<u>\$ (62,881,320)</u>	<u>\$ (29,958,562)</u>
Capital and Surplus					
(5) Company state basis (Page 3, Line 33, Columns 3 & 4)	XXX	XXX	XXX	\$ 410,667,649	\$ 462,998,137
(6) State prescribed practices that are an increase/(decrease) from NAIC SAP: Not Applicable				-	-
(7) State permitted practices that are an increase/(decrease) from NAIC SAP: Not Applicable				-	-
(8) NAIC SAP (5 - 6 - 7 = 8)	XXX	XXX	XXX	<u>\$ 410,667,649</u>	<u>\$ 462,998,137</u>

B. Use of Estimates in the Preparation of the Statutory Basis Financial Statements

No significant change.

C. Accounting Policy

(1-5) No significant change.

(6) U.S. government and agency securities and corporate debt securities include loan-backed securities (mortgage-backed securities and asset-backed securities), which are valued using the retrospective adjustment methodology. Prepayment assumptions for the determination of the book/adjusted carrying value, commonly referred to as amortized cost, of loan-backed securities are based on a three-month constant prepayment rate history obtained from external data source vendors. The Company's investment policy limits investments in nonagency residential mortgage-backed securities, including home equity and sub-prime mortgages, to 10% of total cash and invested assets. Total combined investments in mortgage-backed securities and asset-backed securities cannot exceed more than 30% of total cash and invested assets.

(7–13) No significant change.

D. Going Concern

The Company has the ability and will continue to operate for a period of time sufficient to carry out its commitments, obligations and business objectives.

2. ACCOUNTING CHANGES AND CORRECTION OF ERRORS

No significant change.

3. BUSINESS COMBINATIONS AND GOODWILL

A–D. No significant change.

4. DISCONTINUED OPERATIONS

A. Discontinued Operation Disposed of or Classified as Held for Sale

(1–4) No significant change.

B. Change in Plan of Sale of Discontinued Operations — Not applicable.

C. Nature of any Significant Continuing Involvement with Discontinued Operations after Disposal — Not applicable.

D. Equity Interest Retained in the Discontinued Operation after Disposal — Not applicable.

5. INVESTMENTS AND OTHER INVESTED ASSETS

A. Mortgage Loans, including Mezzanine Real Estate Loans

No significant change.

B. Debt Restructuring

No significant change.

C. Reverse Mortgages

No significant change.

D. Loan-Backed Securities

(1) U.S. government and agency securities and corporate debt securities include loan-backed securities (mortgage-backed securities and asset-backed securities), which are valued using the retrospective adjustment methodology. Prepayment assumptions for the determination of the book/adjusted carrying value, commonly referred to as amortized cost, of loan-backed securities are based on a three-month constant prepayment rate history obtained from external data source vendors.

(2) The Company did not recognize any other-than-temporary impairments ("OTTIs") on loan-backed securities as of March 31, 2019.

(3) The Company did not have any loan-backed securities with OTTIs to report by CUSIP as of March 31, 2019.

- (4) The following table illustrates the fair value, gross unrecognized unrealized losses, and length of time that the loan-backed securities have been in a continuous unrecognized unrealized loss position as of March 31, 2019 and December 31, 2018:

	March 31, 2019
The aggregate amount of unrealized losses:	
1. Less than 12 months	\$ 20,583
2. 12 Months or longer	1,422,904
The aggregate related fair value of securities with unrealized losses:	
1. Less than 12 months	11,845,791
2. 12 Months or longer	76,101,215
	December 31, 2018
The aggregate amount of unrealized losses:	
1. Less than 12 months	\$ 96,766
2. 12 Months or longer	2,269,875
The aggregate related fair value of securities with unrealized losses:	
1. Less than 12 months	32,080,386
2. 12 Months or longer	73,011,183

- (5) The Company believes that it will collect all principal and interest due on all investments that have an amortized cost in excess of fair value. The unrecognized unrealized losses as of March 31, 2019 were primarily caused by interest rate increases and not by unfavorable changes in the credit ratings associated with these securities.

E. Dollar Repurchase Agreements and/or Securities Lending Transactions — Not applicable.

F. Repurchase Agreements Transactions Accounted for as Secured Borrowing — Not applicable.

G. Reverse Repurchase Agreements Transactions Accounted for as Secured Borrowing — Not applicable.

H. Repurchase Agreements Transactions Accounted for as a Sale — Not applicable.

I. Reverse Repurchase Agreements Transactions Accounted for as a Sale — Not applicable.

J. Real Estate — Not applicable.

K. Low-Income Housing Tax Credits (“LIHTC”)

(1–7) LIHTC investments of \$11,321,456 and \$11,787,076 as of March 31, 2019 and December 31, 2018, respectively, are included in other invested assets in the statutory basis statements of admitted assets, liabilities, and capital and surplus. The Company has no corresponding liability as of March 31, 2019 and December 31, 2018, for future capital contributions. The number of remaining years of unexpired tax credits is five and the required holding period for the LIHTC investments is ten. The LIHTC investments are not currently subject to any regulatory reviews. The Company did not recognize any impairment losses, write-downs, or reclassifications during the three months ended March 31, 2019 and the year ended December 31, 2018.

L. Restricted Assets — No significant change.

M. Working Capital Finance Investments — Not applicable.

N. Offsetting and Netting of Assets and Liabilities

The Company does not have any offsetting or netting of assets and liabilities as it relates to derivatives, repurchase and reverse repurchase agreements, and securities borrowing and securities lending activities.

O. Structured Notes

The Company does not have any structured notes.

P. 5GI Securities

The Company does not have any investments with an NAIC designation of 5GI as of March 31, 2019 and December 31, 2018.

Q. Short Sales — Not applicable.

R. Prepayment Penalty and Acceleration Fees — Not applicable.

6. JOINT VENTURES, PARTNERSHIPS, AND LIMITED LIABILITY COMPANIES

A–B. No significant change.

7. INVESTMENT INCOME

A–B. No significant change.

8. DERIVATIVE INSTRUMENTS

A–H. No significant change.

9. INCOME TAXES

A. Deferred Tax Asset/Liability

The Company's net deferred tax asset increased \$8,259,756 from December 31, 2018 to March 31, 2019 as a result of the increase in premium deficiency reserve (see Note 30) and nonadmitted assets. The change in net deferred income taxes, excluding the impact of the change in the premium deficiency reserve and nonadmitted assets, had a corresponding impact on the current federal income tax provision.

B–C. No significant change.

D. The ratio between the provision for federal income taxes benefit and net loss before federal income taxes and net realized capital losses has changed from the prior year primarily due to the annual health insurer fee ("HIF") under Section 9010 of the Patient Protection and Affordable Care Act ("ACA"). The HIF was included in the statutory basis statements of operations, but was non-deductible for income tax purposes in 2018. The Company was required to expense 100% of the estimated annual fee in January 1, 2018. The Company's HIF expense was \$63,738,432 in 2018, which was paid in September 2018. Due to the moratorium in 2019, there is no HIF included in the 2019 statutory basis statements of operations.

E–I. No significant change.

10. INFORMATION CONCERNING PARENT, SUBSIDIARIES, AND AFFILIATES

A–O. Material Related Party Transactions

No significant change.

11. DEBT

A–B. The Company had no outstanding debt with third-parties or outstanding Federal Home Loan Bank agreements during 2019 and 2018.

12. RETIREMENT PLANS, DEFERRED COMPENSATION, POSTEMPLOYMENT BENEFITS AND COMPENSATED ABSENCES, AND OTHER POSTRETIREMENT BENEFIT PLANS

A–I. The Company has no defined benefit plans, defined contribution plans, multiemployer plans, consolidated/holding company plans, postemployment benefits, and compensated absences plans and is not impacted by the Medicare Modernization Act on postretirement benefits, since all personnel are employees of United HealthCare Services, Inc. ("UHS"), which provides services to the Company under the terms of a management agreement (the "Agreement").

13. CAPITAL AND SURPLUS, SHAREHOLDERS' DIVIDEND RESTRICTIONS, AND QUASI-REORGANIZATIONS

(1–13) No significant change.

14. LIABILITIES, CONTINGENCIES AND ASSESSMENTS

A–E. No significant change.

F. All Other Contingencies

The Company has been, or is currently involved, in various governmental investigations, audits and reviews. These include routine, regular and special investigations, audits and reviews by Centers for Medicare and Medicaid Services ("CMS"), state insurance and health and welfare departments and other governmental authorities. Certain aspects of the Company's businesses have been reviewed or are currently under review, for reasons including compliance with coding and other requirements under the Medicare risk-adjustment model.

On February 14, 2017, the Department of Justice (“DOJ”) announced its decision to pursue certain claims within a lawsuit initially asserted against the Company and filed under seal by a whistleblower in 2011. The whistleblower’s complaint, which was unsealed on February 15, 2017, alleges that the Company made improper risk adjustment submissions and violated the False Claims Act. On February 12, 2018, the court granted in part and denied in part the Company’s motion to dismiss. In May 2018, the DOJ moved to dismiss the Company’s counterclaims, which were filed in March 2018, and moved for partial summary judgment. In March 2019, the court denied the government’s motion for partial summary judgment and dismissed the Company’s counterclaims without prejudice. The Company cannot reasonably estimate the outcome that may result from this matter given its procedural status.

Risk Adjustment Data Validation Audit – No significant change.

There are no assets that the Company considers to be impaired at March 31, 2019.

15. LEASES

A–B. No significant change.

16. INFORMATION ABOUT FINANCIAL INSTRUMENTS WITH OFF-BALANCE-SHEET RISK AND FINANCIAL INSTRUMENTS WITH CONCENTRATIONS OF CREDIT RISK

(1–4) No significant change.

17. SALE, TRANSFER, AND SERVICING OF FINANCIAL ASSETS AND EXTINGUISHMENTS OF LIABILITIES

A–C. The Company did not participate in any transfers of receivables, financial assets, or wash sales as of March 31, 2019 or December 31, 2018.

18. GAIN OR LOSS TO THE REPORTING ENTITY FROM UNINSURED PLANS AND THE UNINSURED PORTION OF PARTIALLY INSURED PLANS

A. ASO Plans

The Company has an Administrative Services Only Contract (“ASO”) with the State of Tennessee Department of TennCare (“TennCare”) for the Employment and Community First (“ECF”) product for which the TennCare retains all of the health care service risk, while the Company assumes the administrative risk. The Company has recorded ASO receivables for amounts due from TennCare for administrating the ECF benefit of \$452,400 and \$443,600 at March 31, 2019 and December 31, 2018, respectively, which are included in amounts receivable relating to uninsured plans in the statutory basis statements of admitted assets, liabilities, and capital and surplus. The Company’s liability for premium taxes payable on the ECF activity of \$162,155 and \$534,927 at March 31, 2019 and December 31, 2018, respectively, are included in general expenses due or accrued in the statutory basis statements of admitted assets, liabilities, and capital and surplus.

STATEMENT AS OF MARCH 31, 2019 OF THE UnitedHealthcare Plan of the River Valley, Inc.

The net gain from operations of the uninsured portion of ASO uninsured plans and the uninsured portion of partially insured plans are as follows:

	2019		
	ASO Uninsured Plans	Uninsured Portion of Partially Insured Plans	Total ASO
a. Net reimbursement for administrative expenses (including administrative fees) in excess of actual expenses	\$ 757,812	\$ -	\$ 757,812
b. Total net other income or expenses (including interest paid to or received from plans)			
c. Net gain (loss) from operations	757,812	-	757,812
d. Total claim payment volume	1,856,502	-	1,856,502

	2018		
	ASO Uninsured Plans	Uninsured Portion of Partially Insured Plans	Total ASO
a. Net reimbursement for administrative expenses (including administrative fees) in excess of actual expenses	\$ 2,934,891	\$ -	\$ 2,934,891
b. Total net other income or expenses (including interest paid to or received from plans)			
c. Net gain (loss) from operations	2,934,891	-	2,934,891
d. Total claim payment volume	4,940,031	-	4,940,031

B. The Company has no operations from Administrative Services Contract.

C. Medicare or Other Similarly Structured Cost Based Reimbursement Contract

The Medicare Part D program is a partially insured plan. The Company recorded a receivable in amounts receivable relating to uninsured plans in the statutory basis statements of admitted assets, liabilities, and capital and surplus of \$5,270,460 and \$9,386,156 at March 31, 2019 and December 31, 2018, respectively, for cost reimbursement under the Medicare Part D program for the catastrophic reinsurance and low-income member cost-sharing subsidies. The Company also recorded a receivable of \$8,139 and \$22,580 and a payable of \$40,791 and \$17,922, respectively, at March 31, 2019 and December 31, 2018 for the Medicare Part D CMS Coverage Gap Discount Program.

The Company participates in administering the payments for TennCare's pharmaceutical benefit manager. There is no risk to the Company as a result of these transactions. The Company recorded a premium tax receivable from TennCare of \$5,371,681 and \$5,024,342 and a corresponding premium tax payable of \$5,371,681 and \$5,024,342 as of March 31, 2019 and December 31, 2018, respectively, which is included in amounts receivable relating to uninsured plans and general expenses due or accrued, respectively, in the statutory basis statements of admitted assets, liabilities, and capital and surplus.

TennCare administers enhanced rate payments for the Emergency Medical Service ("EMS"), Patient Centered Medical Home ("PCMH"), and Hospital Directed Payments ("HDP") programs through non-risk reconciled payments. EMS and HDP are calculated on a fee-for-service basis by TennCare. For PCMH, the acute benefits are included in TennCare's capitation rate. The state-directed PCMH enhanced payments are reimbursed outside of the monthly capitation rates. The Company subsequently remits payment at agreed upon intervals based on a detailed listing provided by TennCare. There is no risk to the Company as any excess or shortfall is 100% remitted or received back from the state. A receivable of \$0 and \$2,271,637 and a payable of \$68,699,989 and \$45,528 as of March 31, 2019 and December 31, 2018, respectively, related to the enhanced rate payments are included in amounts receivable relating to uninsured plans and liability for amounts held under uninsured plans, respectively, in the statutory basis statements of admitted assets, liabilities, and capital and surplus.

The IA DHS has elected to administer enhanced rate payments for the Graduate Medical Education (“GME”) and University of Iowa Health Care Physician Supplemental Programs (“UIHCP”) programs through non-risk reconciled payments. The IA DHS capitation rate is inclusive of the enhanced rate and the Company subsequently remits payment at agreed upon intervals to the GME and the UIHCP programs based on a detailed listing provided by the IA DHS. There is no risk to the Company as any excess or shortfall is 100% remitted or received back from the state. A receivable of \$14,640 as of March 31, 2019 and a payable of \$906,040 as of December 31, 2018, related to rate enhanced payments is included in amounts receivable relating to uninsured plans and liability for amounts held under uninsured plans, respectively, in the statutory basis statements of admitted assets, liabilities, and capital and surplus.

The Company has an agreement with IA DHS for hemophilia prescription drugs. IA DHS reimburses the Company for all hemophilia prescription costs. There is no risk to the Company as all claims are 100% reimbursed by the state pursuant to the agreement. The Company has recorded a receivable for reimbursement due from IA DHS for these costs of \$7,118,179 and \$5,224,912 as of March 31, 2019 and December 31, 2018, respectively, which are included in amounts receivable relating to uninsured plans in the statutory basis statements of admitted assets, liabilities, and capital and surplus.

19. DIRECT PREMIUM WRITTEN/PRODUCED BY MANAGING GENERAL AGENTS/THIRD-PARTY ADMINISTRATORS

No significant change.

20. FAIR VALUE MEASUREMENT

The NAIC SAP defines fair value, establishes a framework for measuring fair value, and outlines the disclosure requirements related to fair value measurements. The fair value hierarchy is as follows:

Level 1 — Quoted (unadjusted) prices for identical assets in active markets.

Level 2 — Other observable inputs, either directly or indirectly, including:

- Quoted prices for similar assets in active markets;
- Quoted prices for identical or similar assets in nonactive markets (few transactions, limited information, noncurrent prices, high variability over time, etc.);
- Inputs other than quoted prices that are observable for the asset (interest rates, yield curves, volatilities, default rates, etc.);
- Inputs that are derived principally from or corroborated by other observable market data.

Level 3 — Unobservable inputs that cannot be corroborated by observable market data.

The estimated fair values of bonds, short-term investments, and cash equivalents are based on quoted market prices, where available. The Company obtains one price for each security primarily from a third-party pricing service (“pricing service”), which generally uses quoted prices or other observable inputs for the determination of fair value. The pricing service normally derives the security prices through recently reported trades for identical or similar securities, making adjustments through the reporting date based upon available observable market information. For securities not actively traded, the pricing service may use quoted market prices of comparable instruments or discounted cash flow analyses, incorporating inputs that are currently observable in the markets for similar securities. Inputs that are often used in the valuation methodologies include, but are not limited to, non-binding broker quotes, benchmark yields, credit spreads, default rates and prepayment speeds. As the Company is responsible for the determination of fair value, it performs quarterly analyses on the prices received from the pricing service to determine whether the prices are reasonable estimates of fair value. Specifically, the Company compares the prices received from the pricing service to a secondary pricing source; prices reported by its custodian, its investment consultant and third-party investment advisors. Additionally, the Company compares changes in the reported market values and returns to relevant market indices to test the reasonableness of the reported prices. The Company’s internal price verification procedures and review of fair value methodology documentation provided by independent pricing services have not historically resulted in an adjustment in the prices obtained from the pricing service.

In instances in which the inputs used to measure fair value fall into different levels of the fair value hierarchy, the fair value measurement has been determined based on the lowest-level input that is significant to the fair value measurement in its entirety. The Company’s assessment of the significance of a particular item to the fair value measurement in its entirety requires judgment, including the consideration of inputs specific to the asset or liability.

A. Fair Value**(1) Fair Value Measurements at Reporting Date**

The following tables present information about the Company's financial assets that are measured and reported at fair value at March 31, 2019 and December 31, 2018, in the statutory basis statements of admitted assets, liabilities, and capital and surplus according to the valuation techniques the Company used to determine their fair values:

Description for Each Class of Asset or Liability	March 31, 2019				Total
	(Level 1)	(Level 2)	(Level 3)	Net Asset Value (NAV)	
a. Assets at fair value:					
Perpetual preferred stock:					
Industrial and misc	\$ -	\$ -	\$ -	\$ -	\$ -
Parent, subsidiaries, and affiliates	-	-	-	-	-
Total perpetual preferred stocks	-	-	-	-	-
Bonds:					
U.S. governments	-	-	-	-	-
Industrial and misc	-	-	-	-	-
Hybrid securities	-	-	-	-	-
Parent, subsidiaries, and affiliates	-	-	-	-	-
Total bonds	-	-	-	-	-
Common stock:					
Industrial and misc	-	-	-	-	-
Parent, subsidiaries, and affiliates	-	-	-	-	-
Total common stock	-	-	-	-	-
Derivative assets:					
Interest rate contracts	-	-	-	-	-
Foreign exchange contracts	-	-	-	-	-
Credit contracts	-	-	-	-	-
Commodity futures contracts	-	-	-	-	-
Commodity forward contracts	-	-	-	-	-
Total derivatives	-	-	-	-	-
Money-market funds	376,514,646	-	-	-	376,514,646
Additional write-ins	-	-	-	-	-
Separate account assets	-	-	-	-	-
Total assets at fair value/NAV	<u>\$ 376,514,646</u>	<u>\$ -</u>	<u>\$ -</u>	<u>\$ -</u>	<u>\$ 376,514,646</u>
b. Liabilities at fair value:					
Derivative liabilities	\$ -	\$ -	\$ -	\$ -	-
Additional write-ins	-	-	-	-	-
Additional write-ins	-	-	-	-	-
Total liabilities at fair value	<u>\$ -</u>	<u>\$ -</u>	<u>\$ -</u>	<u>\$ -</u>	<u>\$ -</u>

STATEMENT AS OF MARCH 31, 2019 OF THE UnitedHealthcare Plan of the River Valley, Inc.

Description for Each Class of Asset or Liability	December 31, 2018				Total
	(Level 1)	(Level 2)	(Level 3)	Net Asset Value (NAV)	
a. Assets at fair value:					
Perpetual preferred stock:					
Industrial and misc	\$ -	\$ -	\$ -	\$ -	\$ -
Parent, subsidiaries, and affiliates	-	-	-	-	-
Total perpetual preferred stocks	-	-	-	-	-
Bonds:					
U.S. governments	-	-	-	-	-
Industrial and misc	-	-	-	-	-
Hybrid securities	-	-	-	-	-
Parent, subsidiaries, and affiliates	-	-	-	-	-
Total bonds	-	-	-	-	-
Common stock:					
Industrial and misc	-	-	-	-	-
Parent, subsidiaries, and affiliates	-	-	-	-	-
Total common stock	-	-	-	-	-
Derivative assets:					
Interest rate contracts	-	-	-	-	-
Foreign exchange contracts	-	-	-	-	-
Credit contracts	-	-	-	-	-
Commodity futures contracts	-	-	-	-	-
Commodity forward contracts	-	-	-	-	-
Total derivatives	-	-	-	-	-
Money-market funds	354,317,794	-	-	-	354,317,794
Additional write-ins	-	-	-	-	-
Separate account assets	-	-	-	-	-
Total assets at fair value/NAV	<u>\$ 354,317,794</u>	<u>\$ -</u>	<u>\$ -</u>	<u>\$ -</u>	<u>\$ 354,317,794</u>
b. Liabilities at fair value:					
Derivative liabilities	\$ -	\$ -	\$ -	\$ -	-
Additional write-ins	-	-	-	-	-
Additional write-ins	-	-	-	-	-
Total liabilities at fair value	<u>\$ -</u>	<u>\$ -</u>	<u>\$ -</u>	<u>\$ -</u>	<u>\$ -</u>

There were no transfers between Level 1 and 2 during the three months ended March 31, 2019 and the year ended December 31, 2018.

- (2) Company does consider its investments in LIHTC investments as a Level 3 investment as there is no readily available market. As a result, these investments are recorded and reported at book/adjusted carrying value of \$11,321,456 and \$11,787,076 as of March 31, 2019 and December 31, 2018, respectively.
- (3) Transfers between fair value hierarchy levels, if any, are recorded as of the beginning of the reporting period in which the transfer occurs. There were no transfers between Levels 1, 2 or 3 of any financial assets or liabilities during the three months ended March 31, 2019 and the year ended December 31, 2018.
- (4) **Investments** — Fair values of debt securities are based on quoted market prices, where available. The Company obtains one price for each security primarily from a pricing service, which generally uses quoted prices or other observable inputs for the determination of fair value. The pricing service normally derives the security prices through recently reported trades for identical or similar securities, and, if necessary, makes adjustments through the reporting date based upon available observable market information. For securities not actively traded, the pricing service may use quoted market prices of comparable instruments or discounted cash flow analyses, incorporating inputs that are currently observable in the markets for similar securities. Inputs that are often used in the valuation methodologies include, but are not limited to, benchmark yields, credit spreads, default rates, prepayment speeds and non-binding broker quotes. As the Company is responsible for the determination of fair value, it performs quarterly analyses on the prices received from the pricing service to determine whether the prices are reasonable estimates of fair value. Specifically, the Company compares the prices received from the pricing service to prices reported by a secondary pricing source, such as its custodian, its investment consultant and third-party investment advisors. Additionally, the Company compares changes in the reported market values and returns to relevant market indices to test the reasonableness of the reported prices. The Company's internal price verification procedures and reviews of fair value methodology documentation provided by independent pricing services have not historically resulted in adjustment in the prices obtained from the pricing service.

STATEMENT AS OF MARCH 31, 2019 OF THE UnitedHealthcare Plan of the River Valley, Inc.

LIHTC Investments — The Company does consider its investments in LIHTC investments as a Level 3 investment even though no market valuation adjustment was required as of March 31, 2019 and December 31, 2018. As a result, these investments are excluded from being presented as a level 3 security in the financial hierarchy tables. As there is no readily available market, these securities are recorded and reported at book/adjusted carrying value and considered held to maturity as they will not be sold. Should any contractual breakage occur that jeopardizes the ability to receive the tax credits associated with these securities, impairments will be recognized. As of March 31, 2019, all of these investments are performing in accordance with their original contract terms.

(5) The Company has no derivative assets and liabilities to disclose.

B. Fair Value Combination — Not applicable.

C. Aggregate Fair Value Hierarchy

The aggregate fair value by hierarchy of all financial instruments as of March 31, 2019 and December 31, 2018, is presented in the table below:

Type of Financial Instrument	March 31, 2019						Net Asset Value (NAV)	Not Practicable (Carrying Value)
	Aggregate Fair Value	Admitted Assets	(Level 1)	(Level 2)	(Level 3)			
U.S. government and agency securities	\$ 225,236,516	\$ 225,937,571	\$ 141,606,860	\$ 83,629,656	\$ -	\$ -	\$ -	
State and agency municipal securities	73,173,509	71,972,481	-	73,173,509	-	-	-	
City and county municipal securities	86,771,204	85,086,298	-	86,771,204	-	-	-	
Corporate debt securities (includes commercial paper)	323,986,818	323,043,052	9,272,471	314,714,347	-	-	-	
Cash equivalents	376,914,646	376,914,646	376,514,646	400,000	-	-	-	
Other invested assets	11,321,456	11,321,456	-	-	11,321,456	-	-	
Total bonds, short-term investments, cash equivalents, and other invested assets	<u>\$ 1,097,404,149</u>	<u>\$ 1,094,275,504</u>	<u>\$ 527,393,977</u>	<u>\$ 558,688,716</u>	<u>\$ 11,321,456</u>	<u>\$ -</u>	<u>\$ -</u>	

Type of Financial Instrument	December 31, 2018						Net Asset Value (NAV)	Not Practicable (Carrying Value)
	Aggregate Fair Value	Admitted Assets	(Level 1)	(Level 2)	(Level 3)			
U.S. government and agency securities	\$ 182,616,202	\$ 186,169,154	\$ 123,443,670	\$ 59,172,532	\$ -	\$ -	\$ -	
State and agency municipal securities	83,363,529	83,470,780	-	83,363,529	-	-	-	
City and county municipal securities	88,876,889	88,792,172	-	88,876,889	-	-	-	
Corporate debt securities (includes commercial paper)	247,750,704	251,019,306	7,705,621	240,045,083	-	-	-	
Cash equivalents	359,812,156	359,812,156	359,812,156	-	-	-	-	
Other invested assets	11,787,076	11,787,076	-	-	11,787,076	-	-	
Total bonds, short-term investments, cash equivalents, and other invested assets	<u>\$ 974,206,556</u>	<u>\$ 981,050,644</u>	<u>\$ 490,961,447</u>	<u>\$ 471,458,033</u>	<u>\$ 11,787,076</u>	<u>\$ -</u>	<u>\$ -</u>	

D. Not Practicable to Estimate Fair Value — Not applicable.

E. Investments Measured Using the NAV Practical Expedient – Not applicable.

21. OTHER ITEMS

The Company recorded receivables related to retroactive policies and estimated withholds of \$36,560,013 as of December 31, 2018 for the TennCare Medicaid and CHOICES products. As of March 31, 2019, the Company has collected \$35,805,013 related to retroactive policies and estimated withholds related to these prior year balances for Medicaid and CHOICES. As of March 31, 2019, there was \$2,183,532 in TennCare retroactive receivables and estimated withholds for Medicaid and CHOICES remaining for the prior year. These amounts are included in premiums and considerations in the statutory basis financial statements as of March 31, 2019.

The Company has recorded payables for estimated recoupments of \$10,641,490 for TennCare Medicaid and CHOICES, net as of December 31, 2018. As of March 31, 2019, there was no amount recouped related to these prior year balances for Medicaid and CHOICES, net. Currently, there is \$10,700,934 estimated recoupments for Medicaid and CHOICES, net, remaining for the prior year. These amounts are included in aggregate health policy reserves in the statutory basis financial statements as of March 31, 2019.

The Company continues to refine the estimated recoupments on the CHOICES product. The impact of further refining the estimates due to updated information and additional history with the CHOICES product could result in adjustments to the amounts previously reported as net premium income. However, the Company is unable to accurately estimate the financial impact of the change at this time and any change would be reflected in operating results in the period in which the change in the estimate is identified.

The Company is now including money-market funds in the 2019 Note 20A (1) Fair Value Measurements at Reporting Date table. The Company has elected to present similar activity in the 2018 Note 20A (1) Fair Value Measurements at Reporting Date table for comparability. Similarly, the Company is now including cash equivalents (which include money-market funds) in the 2019 Note 20C Aggregate Fair Value Hierarchy table. The Company has elected to present similar activity in the 2018 Note 20C Aggregate Fair Value Hierarchy table for comparability.

A–H. No significant change.

22. EVENTS SUBSEQUENT

Subsequent events have been evaluated through May 14, 2019, which is the date these statutory basis financial statements were available for issuance.

There are no recognized or non-recognized Type I or Type II events subsequent to March 31, 2019, that require recognition or disclosure.

23. REINSURANCE

A–D. No significant change.

24. RETROSPECTIVELY RATED CONTRACTS AND CONTRACTS SUBJECT TO REDETERMINATION

A–B. No significant change.

C. Pursuant to the ACA, the Company's Commercial business is subject to retrospectively rated features based on the actual medical loss ratios experienced on the commercial lines of business. The formula is calculated pursuant to the ACA guidance. The total amount of direct premiums written for the commercial lines of business subject to the retrospectively rated features was \$50,586,981 and \$205,001,715, representing 3.2% and 3.4% of total direct premiums written as of March 31, 2019 and December 31, 2018, respectively.

Pursuant to the ACA, the Company's Medicare business, including Dual Special Needs Plan and Fully Integrated Dual Eligible Special Needs Plan, is subject to retrospectively rated features based on the actual medical loss ratios experienced on the Medicare line of business. The formula is calculated pursuant to the ACA guidance. The total amount of direct premiums written for the Medicare line of business subject to the retrospectively rated features was \$282,050,442 and \$894,147,294, representing 18.1% and 14.6% of total direct premiums written as of March 31, 2019 and December 31, 2018, respectively.

The Company has Medicare Part D risk-corridor amounts from CMS which are subject to a retrospectively rated feature related to Part D premiums. The Company has estimated accrued retrospective premiums related to certain Part D premiums based on guidelines determined by CMS. The formula is tiered and based on the bid medical loss ratio. The amount of Medicare Part D direct premiums written subject to the retrospectively rated feature was \$13,543,303 and \$46,062,304 representing 0.9% and 0.8% of total direct premiums written as of March 31, 2019 and December 31, 2018, respectively.

The Company has risk-adjustment amounts from CMS which are subject to a redetermination feature related to Medicare premiums. The Company has estimated premium adjustments for changes to each member's health scores based on guidelines determined by CMS. The total amount of Medicare direct premiums written for which a portion is subject to the redetermination feature was \$282,050,442 and \$894,147,294 representing 18.1% and 14.6% of total direct premiums written as of March 31, 2019 and December 31, 2018, respectively.

The Company contracted with the federal government through the Office of Personnel Management to administer the Federal Employees Health Benefit Program ("FEHBP"). Effective January 1, 2019, the FEHBP program was terminated (see Note 1). The amount of direct runout premium/premiums written subject to the redetermination features was \$80,966 and \$16,837,298, representing 0.01% and 0.3% of total direct premiums written as of March 31, 2019 and December 31, 2018, respectively.

The Company has a contract with Ankeny Community School District that includes a retrospective premium feature. The Company is subject to premium adjustments based on a medical target. The amount of direct premiums written subject to retrospective rating was \$3,387,944 and \$12,653,918 representing 0.2% and 0.2% of total direct premiums written as of March 31, 2019 and December 31, 2018, respectively.

CMS has released the final Medicaid Managed Care Rule which is subject to each State's administration elections. This rule is the first major update to the Medicaid Managed Care regulations in more than a decade. Many items including a minimum loss ratio requirement were implemented for contracts with an effective date starting on or after July 1, 2017 while other elements of the regulation will be implemented over the following decade. Pursuant to the regulations, for contracts effective on or after July 1, 2017 premiums associated with the Company's Medicaid line of business is subject to retrospectively rated features based on the actual medical loss ratios experienced on this product. The calculation is pursuant to the Medicaid Managed Care guidance. The total amount of direct premiums written for the Medicaid line of business for which a portion is subject to the retrospectively rated features was \$1,226,749,980 and \$4,997,202,413, representing 78.7% and 81.7% of total direct premiums written as of March 31, 2019 and December 31, 2018, respectively.

The Company records risk adjusted rates and withhold adjustments related to TennCare which include redetermination features. The total amount of direct premiums written for which a portion is subject to these redetermination features was \$478,864,310 and \$2,020,679,899 representing 30.7% and 33.1% of total direct premiums written as of March 31, 2019 and December 31, 2018, respectively.

STATEMENT AS OF MARCH 31, 2019 OF THE UnitedHealthcare Plan of the River Valley, Inc.

The Company records risk adjusted rates and withhold adjustments related to IA DHS and provides Home Based Habilitation services to eligible members which include redetermination features. The total amount of direct premiums written for which a portion is subject to these redetermination features was \$747,885,670 and \$2,976,522,514, representing 48.0% and 48.7% of total direct premiums written as of March 31, 2019 and December 31, 2018, respectively.

- D. The Company is required to maintain specific minimum loss ratios on the comprehensive commercial and Medicare lines of business.

The following table discloses the minimum medical loss ratio rebate liability for the comprehensive commercial and Medicare lines of business which is included in aggregate health policy reserves in the statutory basis statements of admitted assets, liabilities, and capital and surplus for the three months ended March 31, 2019 and the year ended December 31, 2018:

	1	2	3	4	5
	Individual	Small Group Employer	Large Group Employer	Other Categories with Rebates	Total
Prior reporting year:					
(1) Medical loss ratio rebates incurred	\$ -	\$ 81,819	\$ -	\$ 4,663,828	\$ 4,745,647
(2) Medical loss ratio rebates paid	-	1,387,893	-	16,592,862	17,980,755
(3) Medical loss rebates unpaid	-	302,312	-	45,830,487	46,132,799
(4) Plus reinsurance assumed amounts	XXX	XXX	XXX	XXX	-
(5) Less reinsurance ceded amounts	XXX	XXX	XXX	XXX	-
(6) Rebates unpaid net of reinsurance	XXX	XXX	XXX	XXX	46,132,799
Current reporting year-to-date:					
(7) Medical loss ratio rebates incurred	-	(70,487)	-	-	(70,487)
(8) Medical loss ratio rebates paid	-	-	-	-	-
(9) Medical loss rebates unpaid	-	231,825	-	45,830,487	46,062,312
(10) Plus reinsurance assumed amounts	XXX	XXX	XXX	XXX	-
(11) Less reinsurance ceded amounts	XXX	XXX	XXX	XXX	-
(12) Rebates unpaid net of reinsurance	XXX	XXX	XXX	XXX	46,062,312

Pursuant to the Medicaid Managed Care Rule, based on the State's election the Company may be required to maintain specific minimum loss ratios on the Medicaid line of business. The Company has no amounts accrued for Medicaid minimum loss ratio rebates as of March 31, 2019 and December 31, 2018, respectively.

E. Risk-Sharing Provisions of the Affordable Care Act

- (1) The Company has accident and health insurance premiums in 2019 and 2018 subject to the risk-sharing provisions of the ACA.

The ACA imposed fees and premium stabilization provisions on health insurance issuers offering comprehensive commercial health insurance. The three premium stabilization programs are commonly referred to as the 3Rs – risk adjustment, reinsurance, and risk corridors.

Risk Adjustment – The permanent risk adjustment program, designed to mitigate the potential impact of adverse selection and provide stability for health insurance issuers, applies to all non-grandfathered plans not subject to transitional relief in the individual and small group markets both inside and outside of the insurance exchanges. The risk adjustments and distributions are calculated using a high-cost risk pool which adds a reinsurance-like element to this program. The operation of the high-cost risk pools exclude a percentage of costs above a threshold level determined by federal regulations. The program operates two national high-cost risk pools, one for individuals and one for small groups. Premium adjustments pursuant to the risk adjustment program are accounted for as premium subject to redetermination and user fees are accounted for as assessments.

Reinsurance – The transitional reinsurance program was designed to protect issuers in the individual market from an expected increase in large claims due to the elimination of preexisting condition limitations. The transitional reinsurance program was effective from 2014 through 2016 and applied to all issuers of major medical commercial products and third party administrators. Contributions attributable to enrollees in ACA compliant individual plans, including program administrative costs, were accounted for as ceded premium and payments received were accounted for as ceded benefit recoveries. The portion of the individual contributions earmarked for the U.S. Treasury was accounted for as an assessment. Contributions made for enrollees in fully insured plans other than ACA compliant individual plans, including program administrative costs and payments to the U.S. Treasury, were treated as assessments.

Risk Corridors – The temporary risk corridors program, designed to provide some aggregate protection against variability for issuers in the individual and small group markets during the period 2014 through 2016, applied to Qualified Health Plans in the individual and small group markets both inside and outside of the insurance exchanges. Premium adjustments pursuant to the risk corridors program were accounted for as premium adjustments for retrospectively rated contracts.

(2) The following table presents the current year impact of risk-sharing provisions of the ACA on assets, liabilities and operations:

a. Permanent ACA Risk Adjustment Program	March 31, 2019
<u>Assets</u>	
1. Premium adjustments receivable due to ACA Risk Adjustment (including high-risk pool payments)	\$ 850,440
<u>Liabilities</u>	
2. Risk adjustment user fees payable for ACA Risk Adjustment	20,772
3. Premium adjustments payable due to ACA Risk Adjustment (including high-risk pool premium)	2,517,394
<u>Operations (Revenue & Expense)</u>	
4. Reported as revenue in premium for accident and health contracts (written/collected) due to ACA Risk Adjustment	(712,852)
5. Reported in expenses as ACA risk adjustment user fees (incurred/paid)	4,733
b. Transitional ACA Reinsurance Program	
<u>Assets</u>	
1. Amounts recoverable for claims paid due to ACA Reinsurance	\$ -
2. Amounts recoverable for claims unpaid due to ACA Reinsurance (Contra Liability)	-
3. Amounts receivable relating to uninsured plans for contributions for ACA Reinsurance	-
<u>Liabilities</u>	
4. Liabilities for contributions payable due to ACA Reinsurance - not reported as ceded premium	-
5. Ceded reinsurance premiums payable due to ACA Reinsurance	-
6. Liability for amounts held under uninsured plans contributions for ACA Reinsurance	-
<u>Operations (Revenue & Expense)</u>	
7. Ceded reinsurance premiums due to ACA Reinsurance	-
8. Reinsurance recoveries (income statement) due to ACA reinsurance payments or expected payments	-
9. ACA Reinsurance contributions - not reported as ceded premium	-
c. Temporary ACA Risk Corridors Program	
<u>Assets</u>	
1. Accrued retrospective premium due to ACA Risk Corridors	\$ -
<u>Liabilities</u>	
2. Reserve for rate credits or policy experience rating refunds due to ACA Risk Corridors	-
<u>Operations (Revenue & Expense)</u>	
3. Effect of ACA Risk Corridors on net premium income (paid/received)	-
4. Effect of ACA Risk Corridors on change in reserves for rate credits	-

STATEMENT AS OF MARCH 31, 2019 OF THE UnitedHealthcare Plan of the River Valley, Inc.

(3) The following table is a rollforward of the prior year ACA risk-sharing provisions for asset and liability balances, along with reasons for adjustments to prior year balances:

	Accrued During the Prior Year on Business Written before December 31 of the Prior Year		Received or Paid as of the Current Year on Business Written before December 31 of the Prior Year		Differences		Adjustments		Ref	Unsettled Balances as of the Reporting Date	
	1	2	3	4	Prior Year Accrued Less Payments (Col 1 - 3)	Prior Year Accrued Less Payments (Col 2 - 4)	To Prior Year Balances	To Prior Year Balances		9	10
	Receivable	(Payable)	Receivable	(Payable)	Receivable	(Payable)	Receivable	(Payable)		Receivable	(Payable)
a. Permanent ACA Risk Adjustment Program											
1. Premium Adjustment Receivable (including high-risk pool payments)	\$ 817,093	\$ -	\$ -	\$ -	\$ 817,093	\$ -	\$ (363,919)	\$ -	A	\$ 453,174	\$ -
2. Premium Adjustment (Payable) (including high-risk pool premium)	-	(1,771,195)	-	-	-	(1,771,195)	-	(40,499)	B	-	(1,811,694)
3. Subtotal ACA Permanent Risk Adjustment Program	817,093	(1,771,195)	-	-	817,093	(1,771,195)	(363,919)	(40,499)		453,174	(1,811,694)
b. Transitional ACA Reinsurance Program											
1. Amounts recoverable for claims paid	-	-	-	-	-	-	-	-	C	-	-
2. Amounts recoverable for claims unpaid (contra liability)	-	-	-	-	-	-	-	-	D	-	-
3. Amounts receivable relating to uninsured plans	-	-	-	-	-	-	-	-	E	-	-
4. Liabilities for contributions payable due to ACA Reinsurance—not reported as ceded premium	-	-	-	-	-	-	-	-	F	-	-
5. Ceded reinsurance premiums payable	-	-	-	-	-	-	-	-	G	-	-
6. Liability for amounts held under uninsured plans	-	-	-	-	-	-	-	-	H	-	-
7. Subtotal ACA Transitional Reinsurance Program	-	-	-	-	-	-	-	-		-	-
c. Temporary ACA Risk Corridors Program											
1. Accrued retrospective premium	-	-	-	-	-	-	-	-	I	-	-
2. Reserve for rate credits or policy experience rating refunds	-	-	-	-	-	-	-	-	J	-	-
3. Subtotal ACA Risk Corridors Program	-	-	-	-	-	-	-	-		-	-
d. Total for ACA Risk-Sharing Provisions	\$ 817,093	\$ (1,771,195)	\$ -	\$ -	\$ 817,093	\$ (1,771,195)	\$ (363,919)	\$ (40,499)		\$ 453,174	\$ (1,811,694)

Explanation of Adjustments

- A. The risk adjustment receivable as of March 31, 2019 was adjusted based on estimated state risk transfer factors by risk pool utilizing paid claims through December 31, 2018. The risk adjustment receivable as of December 31, 2018 utilized paid claims through October 31, 2018. The adjustment to the December receivable balance reflects the impact of the additional two months of paid claim information on the expected receivable at the legal entity, state and market level.
- B. The risk adjustment payable as of March 31, 2019 was adjusted based on estimated state risk transfer factors by risk pool utilizing paid claims through December 31, 2018. The risk adjustment payable as of December 31, 2018 utilized paid claims through October 31, 2018. The adjustment to the December payable balance reflects the impact of the additional two months of paid claim information on the expected payable at the legal entity, state and market level.
- C. NA
- D. NA
- E. NA
- F. NA
- G. NA
- H. NA
- I. NA
- J. NA

(4) The Company does not have any risk corridor receivables or payables to present in the table below.

	Accrued During the Prior Year on Business Written Before December 31 of the Prior Year		Received or Paid as of the Current Year on Business Written Before December 31 of the Prior Year		Differences		Adjustments		Ref	Unsettled Balances as of the Reporting Date	
	1	2	3	4	Prior Year Accrued Less Payments (Col 1-3)	Prior Year Accrued Less Payments (Col 2-4)	To Prior Year Balances	To Prior Year Balances		9	10
	Receivable	(Payable)	Receivable	(Payable)	Receivable	(Payable)	Receivable	(Payable)		Receivable	(Payable)
Risk Corridors Program Year:											
a. 2014											
1. Accrued retrospective premium	\$ -	\$ -	\$ -	\$ -	\$ -	\$ -	\$ -	\$ -	A	\$ -	\$ -
2. Reserve for rate credits or policy experience rating refunds	-	-	-	-	-	-	-	-	B	-	-
b. 2015											
1. Accrued retrospective premium	-	-	-	-	-	-	-	-	C	-	-
2. Reserve for rate credits or policy experience rating refunds	-	-	-	-	-	-	-	-	D	-	-
c. 2016											
1. Accrued retrospective premium	-	-	-	-	-	-	-	-	E	-	-
2. Reserve for rate credits or policy experience rating refunds	-	-	-	-	-	-	-	-	F	-	-
d. Total for Risk Corridors	\$ -	\$ -	\$ -	\$ -	\$ -	\$ -	\$ -	\$ -		\$ -	\$ -

Explanation of Adjustments

- A.
- B.
- C.
- D.
- E.
- F.

(5) The Company does not have any risk corridor receivables to present in the table below.

	1	2	3	4	5	6
Risk Corridors Program Year:	Estimated Amount to be Filed or Final Amount Filed with CMS	Non-Accrued Amounts for Impairment or Other Reasons	Amounts received from CMS	Asset Balance (Gross of Non-admissions) (1-2-3)	Non-admitted Amount	Net Admitted Asset (4-5)
a. 2014	\$ -	\$ -	\$ -	\$ -	\$ -	\$ -
b. 2015	-	-	-	-	-	-
c. 2016	-	-	-	-	-	-
d. Total (a+b+c)	\$ -	\$ -	\$ -	\$ -	\$ -	\$ -

25. CHANGE IN INCURRED CLAIMS AND CLAIMS ADJUSTMENT EXPENSES

A. Changes in estimates related to the prior year incurred claims are included in total hospital and medical expenses in the current year in the statutory basis statements of operations. The following tables disclose paid claims, incurred claims, and the balance in claims unpaid, accrued medical incentive pool and bonus amounts, aggregate health claim reserves, and health care receivables (excluding provider loans and advances not yet expensed) at March 31, 2019 and December 31, 2018:

	March 31, 2019		
	Current Year Incurred Claims	Prior Years Incurred Claims	Total
Beginning of year claim reserve	\$ -	\$ (591,287,001)	\$ (591,287,001)
Paid claims—net of health care receivables*	915,904,177	396,986,471	1,312,890,648
End of year claim reserve	<u>550,090,486</u>	<u>158,617,528</u>	<u>708,708,014</u>
Incurred claims excluding the change in health care receivables	1,465,994,663	(35,683,002)	1,430,311,661
Beginning of year health care receivables*		74,299,719	74,299,719
End of year health care receivables*	<u>(35,238,381)</u>	<u>(37,812,296)</u>	<u>(73,050,677)</u>
Total incurred claims	<u>\$ 1,430,756,282</u>	<u>\$ 804,421</u>	<u>\$ 1,431,560,703</u>

*Health care receivables excludes provider loans and advances not yet expensed of \$409,016 and \$410,359 for 2019 and 2018, respectively.

	December 31, 2018		
	Current Year Incurred Claims	Prior Years Incurred Claims	Total
Beginning of year claim reserve	\$ -	\$ (494,154,045)	\$ (494,154,045)
Paid claims—net of health care receivables*	4,926,593,857	437,799,334	5,364,393,191
End of year claim reserve	<u>576,361,629</u>	<u>14,925,372</u>	<u>591,287,001</u>
Incurred claims excluding the change in health care receivables	5,502,955,486	(41,429,339)	5,461,526,147
Beginning of year health care receivables*		63,521,893	63,521,893
End of year health care receivables*	<u>(60,132,431)</u>	<u>(14,167,288)</u>	<u>(74,299,719)</u>
Total incurred claims	<u>\$ 5,442,823,055</u>	<u>\$ 7,925,266</u>	<u>\$ 5,450,748,321</u>

*Health care receivables excludes provider loans and advances not yet expensed of \$410,359 and \$522,450 for 2018 and 2017, respectively.

The liability for claims unpaid, accrued medical incentive pool and bonus amounts, and aggregate health claim reserves, net of health care receivables (excluding provider loans and advances not yet expensed) as of December 31, 2018 was \$516,987,282. As of March 31, 2019, \$396,986,471 has been paid for incurred claims attributable to insured events of prior years. Reserves remaining for prior years, net of healthcare receivables (excluding provider loans and advances not yet expensed) are now \$120,805,232, as a result of re-estimation of unpaid claims. Therefore, there has been \$804,421 unfavorable prior year development since December 31, 2018 to March 31, 2019. The primary drivers consist of unfavorable development of \$22,984,453 in retroactivity for inpatient, outpatient, physician, and pharmacy claims, \$3,671,656 in other claim related payments and \$944,150 associated with pharmacy withholds partially offset by favorable development as a result of a change in the provision for adverse deviations in experience of \$26,880,195. At December 31, 2018, the Company recorded \$7,925,266 of unfavorable development as a result of unfavorable development of \$27,907,475 in retroactivity for inpatient, outpatient, physician, and pharmacy claims, partially offset by favorable development as a result of change in provision for adverse deviations in experience of \$19,005,283. Original estimates are increased or decreased as additional information becomes known regarding individual claims, which could have an impact to the accruals for medical loss ratio rebates and retrospectively rated contracts. As a result of the prior year effects, on a regular basis, the Company adjusts revenue and the corresponding liability and/or receivable related to retrospectively rated policies and the impact of the change is included as a component of change in reserve for rate credits in the statutory basis statements of operations.

STATEMENT AS OF MARCH 31, 2019 OF THE UnitedHealthcare Plan of the River Valley, Inc.

The Company incurred claims adjustment expenses (“CAE”) of \$75,963,307 and \$294,120,097 for the three months ended March 31, 2019 and the year ended December 31, 2018, respectively. These costs are included in the management service fees paid by the Company to UHS as a part of the Agreement. The following table discloses paid CAE, incurred CAE, and the balance in unpaid CAE reserve for the three months ended March 31, 2019 and the year ended December 31, 2018:

	March 31, 2019	December 31, 2018
Total claims adjustment expenses	\$ 75,963,307	\$ 294,120,097
Less: current year unpaid claims adjustment expenses	(7,271,903)	(6,288,715)
Add: prior year unpaid claims adjustment expenses	<u>6,288,715</u>	<u>5,751,315</u>
Total claims adjustment expenses paid	<u>\$ 74,980,119</u>	<u>\$ 293,582,697</u>

B. The Company did not make any significant changes in methodologies and assumptions used in the calculation of the liability for claims unpaid and unpaid CAE in 2019.

26. INTERCOMPANY POOLING ARRANGEMENTS

A–G. No significant change.

27. STRUCTURED SETTLEMENTS

A–B. No significant change.

28. HEALTH CARE RECEIVABLES

A–B. No significant change.

29. PARTICIPATING POLICIES

No significant change.

30. PREMIUM DEFICIENCY RESERVES

The following table summarizes the Company’s premium deficiency reserves as of March 31, 2019 and December 31, 2018:

	March 31, 2019
1. Liability carried for premium deficiency reserves	\$ 31,351,000
2. Date of the most recent evaluation of this liability	<u>3/31/2019</u>
3. Was anticipated investment income utilized in this calculation?	Yes <input checked="" type="checkbox"/> No <input type="checkbox"/>
	December 31, 2018
1. Liability carried for premium deficiency reserves	\$ 5,121,000
2. Date of the most recent evaluation of this liability	<u>12/31/2018</u>
3. Was anticipated investment income utilized in this calculation?	Yes <input checked="" type="checkbox"/> No <input type="checkbox"/>

Premium deficiency reserves are included in aggregate health policy reserves in the statutory basis statements of admitted assets, liabilities and capital and surplus.

31. ANTICIPATED SALVAGE AND SUBROGATION

No significant change.

GENERAL INTERROGATORIES

PART 1 - COMMON INTERROGATORIES

GENERAL

- 1.1 Did the reporting entity experience any material transactions requiring the filing of Disclosure of Material Transactions with the State of Domicile, as required by the Model Act? Yes [] No [X]
- 1.2 If yes, has the report been filed with the domiciliary state? Yes [] No []
- 2.1 Has any change been made during the year of this statement in the charter, by-laws, articles of incorporation, or deed of settlement of the reporting entity? Yes [] No [X]
- 2.2 If yes, date of change:
- 3.1 Is the reporting entity a member of an Insurance Holding Company System consisting of two or more affiliated persons, one or more of which is an insurer? Yes [X] No []
If yes, complete Schedule Y, Parts 1 and 1A.
- 3.2 Have there been any substantial changes in the organizational chart since the prior quarter end? Yes [X] No []
- 3.3 If the response to 3.2 is yes, provide a brief description of those changes.
February 1, 2019: Handles Merger Sub, Inc. merged with and into HealthMarkets, Inc. with HealthMarkets, Inc. being the surviving entity. As a result of the merger, HealthMarkets, Inc. became a wholly owned subsidiary of Golden Rule Financial Corporation, a Delaware corporation.

HealthMarkets, Inc. owns 100% of the equity interests in HealthMarkets NewCo, Inc., a Delaware corporation, which owns 100% of the membership interests in HMI NewCo, LLC, a Delaware limited liability company.

HealthMarkets, Inc. is the sole member of HealthMarkets, LLC, a Delaware limited liability company. HealthMarkets, LLC owns 100% of the membership interests/equity interests in:
 - Grapevine Finance LLC, a Delaware limited liability company
 - Mid-West National Life Insurance Company of Tennessee, a Texas corporation and insurance company
 - United Group Reinsurance, Inc., a Turks & Caicos corporation
 - UICI Funding Corp. 2, a Delaware corporation
 - United Management Services, Inc., a New York corporation
 - HealthMarkets Group, Inc., a Delaware corporation, which owns 100% of the equity interests in:
 - o HealthMarkets Services, Inc., a Delaware corporation
 - o The Chesapeake Life Insurance Company, an Oklahoma corporation and insurance company
 - o HealthMarkets Insurance Agency, Inc., a Delaware corporation, which owns 100% of the equity interests in:
 - Benefitter Insurance Solutions, Inc., a Delaware corporation
 - TeamUP Insurance Services, Inc., a California corporation
 - Excelsior Insurance Brokerage, Inc., a Delaware corporation
HealthMarkets, LLC owns an 80% membership interest in Benefit Administration for the Self Employed, L.L.C., an Iowa limited liability company. The remaining 20% is owned by an individual manager of the entity.
- 3.4 Is the reporting entity publicly traded or a member of a publicly traded group? Yes [X] No []
- 3.5 If the response to 3.4 is yes, provide the CIK (Central Index Key) code issued by the SEC for the entity/group. 0000731766
- 4.1 Has the reporting entity been a party to a merger or consolidation during the period covered by this statement? Yes [] No [X]
If yes, complete and file the merger history data file with the NAIC for the annual filing corresponding to this period.
- 4.2 If yes, provide the name of the entity, NAIC Company Code, and state of domicile (use two letter state abbreviation) for any entity that has ceased to exist as a result of the merger or consolidation.
- | 1
Name of Entity | 2
NAIC Company Code | 3
State of Domicile |
|---------------------|------------------------|------------------------|
| | | |
5. If the reporting entity is subject to a management agreement, including third-party administrator(s), managing general agent(s), attorney-in-fact, or similar agreement, have there been any significant changes regarding the terms of the agreement or principals involved? Yes [] No [X] N/A []
If yes, attach an explanation.
- 6.1 State as of what date the latest financial examination of the reporting entity was made or is being made. 12/31/2016
- 6.2 State the as of date that the latest financial examination report became available from either the state of domicile or the reporting entity. This date should be the date of the examined balance sheet and not the date the report was completed or released. 12/31/2016
- 6.3 State as of what date the latest financial examination report became available to other states or the public from either the state of domicile or the reporting entity. This is the release date or completion date of the examination report and not the date of the examination (balance sheet date). 06/22/2018
- 6.4 By what department or departments?
Illinois Department of Insurance
- 6.5 Have all financial statement adjustments within the latest financial examination report been accounted for in a subsequent financial statement filed with Departments? Yes [] No [] N/A [X]
- 6.6 Have all of the recommendations within the latest financial examination report been complied with? Yes [] No [X] N/A []
- 7.1 Has this reporting entity had any Certificates of Authority, licenses or registrations (including corporate registration, if applicable) suspended or revoked by any governmental entity during the reporting period? Yes [] No [X]
- 7.2 If yes, give full information:
- 8.1 Is the company a subsidiary of a bank holding company regulated by the Federal Reserve Board? Yes [] No [X]
- 8.2 If response to 8.1 is yes, please identify the name of the bank holding company.
- 8.3 Is the company affiliated with one or more banks, thrifts or securities firms? Yes [X] No []
- 8.4 If response to 8.3 is yes, please provide below the names and location (city and state of the main office) of any affiliates regulated by a federal regulatory services agency [i.e. the Federal Reserve Board (FRB), the Office of the Comptroller of the Currency (OCC), the Federal Deposit Insurance Corporation (FDIC) and the Securities Exchange Commission (SEC)] and identify the affiliate's primary federal regulator.

1 Affiliate Name	2 Location (City, State)	3 FRB	4 OCC	5 FDIC	6 SEC
Optum Bank, Inc.	Salt Lake City, UT	NO	NO	YES	NO

GENERAL INTERROGATORIES

- 9.1 Are the senior officers (principal executive officer, principal financial officer, principal accounting officer or controller, or persons performing similar functions) of the reporting entity subject to a code of ethics, which includes the following standards? Yes [] No []
- (a) Honest and ethical conduct, including the ethical handling of actual or apparent conflicts of interest between personal and professional relationships;
- (b) Full, fair, accurate, timely and understandable disclosure in the periodic reports required to be filed by the reporting entity;
- (c) Compliance with applicable governmental laws, rules and regulations;
- (d) The prompt internal reporting of violations to an appropriate person or persons identified in the code; and
- (e) Accountability for adherence to the code.
- 9.11 If the response to 9.1 is No, please explain:
- 9.2 Has the code of ethics for senior managers been amended? Yes [] No []
- 9.21 If the response to 9.2 is Yes, provide information related to amendment(s).
- 9.3 Have any provisions of the code of ethics been waived for any of the specified officers? Yes [] No []
- 9.31 If the response to 9.3 is Yes, provide the nature of any waiver(s).

FINANCIAL

- 10.1 Does the reporting entity report any amounts due from parent, subsidiaries or affiliates on Page 2 of this statement? Yes [] No []
- 10.2 If yes, indicate any amounts receivable from parent included in the Page 2 amount: \$0

INVESTMENT

- 11.1 Were any of the stocks, bonds, or other assets of the reporting entity loaned, placed under option agreement, or otherwise made available for use by another person? (Exclude securities under securities lending agreements.) Yes [] No []
- 11.2 If yes, give full and complete information relating thereto:
12. Amount of real estate and mortgages held in other invested assets in Schedule BA: \$0
13. Amount of real estate and mortgages held in short-term investments: \$0
- 14.1 Does the reporting entity have any investments in parent, subsidiaries and affiliates? Yes [] No []
- 14.2 If yes, please complete the following:
- | | 1
Prior Year-End
Book/Adjusted
Carrying Value | 2
Current Quarter
Book/Adjusted
Carrying Value |
|---|--|---|
| 14.21 Bonds | \$0 | \$0 |
| 14.22 Preferred Stock | \$0 | \$0 |
| 14.23 Common Stock | \$0 | \$0 |
| 14.24 Short-Term Investments | \$0 | \$0 |
| 14.25 Mortgage Loans on Real Estate | \$0 | \$0 |
| 14.26 All Other | \$0 | \$0 |
| 14.27 Total Investment in Parent, Subsidiaries and Affiliates (Subtotal Lines 14.21 to 14.26) | \$0 | \$0 |
| 14.28 Total Investment in Parent included in Lines 14.21 to 14.26 above | \$0 | \$0 |
- 15.1 Has the reporting entity entered into any hedging transactions reported on Schedule DB? Yes [] No []
- 15.2 If yes, has a comprehensive description of the hedging program been made available to the domiciliary state? Yes [] No []
If no, attach a description with this statement.
16. For the reporting entity's security lending program, state the amount of the following as of the current statement date:
- 16.1 Total fair value of reinvested collateral assets reported on Schedule DL, Parts 1 and 2 \$0
- 16.2 Total book adjusted/carrying value of reinvested collateral assets reported on Schedule DL, Parts 1 and 2 \$0
- 16.3 Total payable for securities lending reported on the liability page. \$0

GENERAL INTERROGATORIES

17. Excluding items in Schedule E - Part 3 - Special Deposits, real estate, mortgage loans and investments held physically in the reporting entity's offices, vaults or safety deposit boxes, were all stocks, bonds and other securities, owned throughout the current year held pursuant to a custodial agreement with a qualified bank or trust company in accordance with Section 1, III - General Examination Considerations, F. Outsourcing of Critical Functions, Custodial or Safekeeping Agreements of the NAIC Financial Condition Examiners Handbook? Yes No
- 17.1 For all agreements that comply with the requirements of the NAIC Financial Condition Examiners Handbook, complete the following:

1 Name of Custodian(s)	2 Custodian Address
Bank of New York Mellon	Global Liquidity Services, 1 Wall St, 14th Floor, New York City, NY 10286
Northern Trust	50 S. LaSalle, Chicago, IL 60675

- 17.2 For all agreements that do not comply with the requirements of the NAIC Financial Condition Examiners Handbook, provide the name, location and a complete explanation:

1 Name(s)	2 Location(s)	3 Complete Explanation(s)

- 17.3 Have there been any changes, including name changes, in the custodian(s) identified in 17.1 during the current quarter? Yes No
- 17.4 If yes, give full information relating thereto:

1 Old Custodian	2 New Custodian	3 Date of Change	4 Reason

- 17.5 Investment management – Identify all investment advisors, investment managers, broker/dealers, including individuals that have the authority to make investment decisions on behalf of the reporting entity. For assets that are managed internally by employees of the reporting entity, note as such. ["...that have access to the investment accounts"; "...handle securities"]

1 Name of Firm or Individual	2 Affiliation
Internally Managed	I.....
JP Morgan Investment Management Inc.	U.....
BNY Mellon Asset Management North America	U.....

- 17.5097 For those firms/individuals listed in the table for Question 17.5, do any firms/individuals unaffiliated with the reporting entity (i.e. designated with a "U") manage more than 10% of the reporting entity's assets? Yes No
- 17.5098 For firms/individuals unaffiliated with the reporting entity (i.e. designated with a "U") listed in the table for Question 17.5, does the total assets under management aggregate to more than 50% of the reporting entity's assets? Yes No

- 17.6 For those firms or individuals listed in the table for 17.5 with an affiliation code of "A" (affiliated) or "U" (unaffiliated), provide the information for the table below.

1	2	3	4	5
Central Registration Depository Number	Name of Firm or Individual	Legal Entity Identifier (LEI)	Registered With	Investment Management Agreement (IMA) Filed
107038	JP Morgan Investment Management Inc.	549300W78QH4XMM6K69	SEC	NO.....
105764	BNY Mellon Asset Management North America	ME7YUCK4NF1W8VM8SP25	SEC	NO.....

- 18.1 Have all the filing requirements of the Purposes and Procedures Manual of the NAIC Investment Analysis Office been followed? Yes No
- 18.2 If no, list exceptions:

19. By self-designating 5GI securities, the reporting entity is certifying the following elements for each self-designated 5GI security:
- a. Documentation necessary to permit a full credit analysis of the security does not exist or an NAIC CRP credit rating for an FE or PL security is not available.
 - b. Issuer or obligor is current on all contracted interest and principal payments.
 - c. The insurer has an actual expectation of ultimate payment of all contracted interest and principal.
- Has the reporting entity self-designated 5GI securities? Yes No

20. By self-designating PLGI securities, the reporting entity is certifying the following elements of each self-designated PLGI security:
- a. The security was purchased prior to January 1, 2018.
 - b. The reporting entity is holding capital commensurate with the NAIC Designation reported for the security.
 - c. The NAIC Designation was derived from the credit rating assigned by an NAIC CRP in its legal capacity as a NRSRO which is shown on a current private letter rating held by the insurer and available for examination by state insurance regulators.
 - d. The reporting entity is not permitted to share this credit rating of the PL security with the SVO.
- Has the reporting entity self-designated PLGI securities? Yes No

GENERAL INTERROGATORIES

PART 2 - HEALTH

1. Operating Percentages:
- 1.1 A&H loss percent96.4 %
- 1.2 A&H cost containment percent3.1 %
- 1.3 A&H expense percent excluding cost containment expenses8.3 %
- 2.1 Do you act as a custodian for health savings accounts? Yes [] No [X]
- 2.2 If yes, please provide the amount of custodial funds held as of the reporting date\$.....0
- 2.3 Do you act as an administrator for health savings accounts? Yes [] No [X]
- 2.4 If yes, please provide the balance of the funds administered as of the reporting date\$.....0
3. Is the reporting entity licensed or chartered, registered, qualified, eligible or writing business in at least two states? Yes [X] No []
- 3.1 If no, does the reporting entity assume reinsurance business that covers risks residing in at least one state other than the state of domicile of the reporting entity? Yes [] No []

SCHEDULE S - CEDED REINSURANCE

Showing All New Reinsurance Treaties - Current Year to Date

1 NAIC Company Code	2 ID Number	3 Effective Date	4 Name of Reinsurer	5 Domiciliary Jurisdiction	6 Type of Reinsurance Ceded	7 Type of Reinsurer	8 Certified Reinsurer Rating (1 through 6)	9 Effective Date of Certified Reinsurer Rating
NONE								

SCHEDULE T - PREMIUMS AND OTHER CONSIDERATIONS

Current Year to Date - Allocated by States and Territories

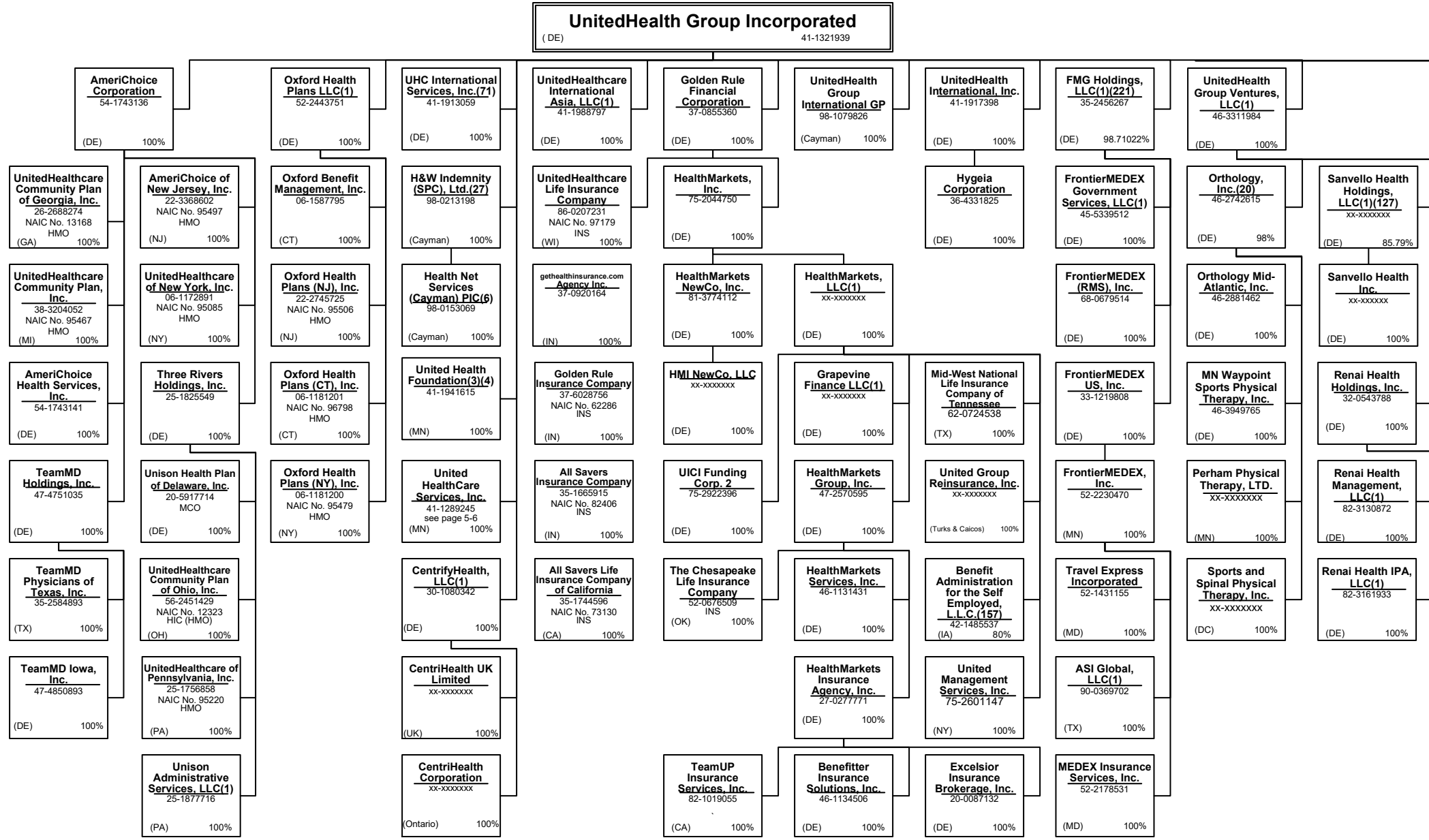
States, etc.	1 Active Status (a)	Direct Business Only							9 Deposit-Type Contracts
		2 Accident and Health Premiums	3 Medicare Title XVIII	4 Medicaid Title XIX	5 Federal Employees Health Benefits Program Premiums	6 Life and Annuity Premiums & Other Considerations	7 Property/Casualty Premiums	8 Total Columns 2 Through 7	
1. Alabama AL	N	0	0	0	0	0	0	0	0
2. Alaska AK	N	0	0	0	0	0	0	0	0
3. Arizona AZ	N	0	0	0	0	0	0	0	0
4. Arkansas AR	N	0	0	0	0	0	0	0	0
5. California CA	N	0	0	0	0	0	0	0	0
6. Colorado CO	N	0	0	0	0	0	0	0	0
7. Connecticut CT	N	0	0	0	0	0	0	0	0
8. Delaware DE	N	0	0	0	0	0	0	0	0
9. District of Columbia DC	N	0	0	0	0	0	0	0	0
10. Florida FL	N	0	0	0	0	0	0	0	0
11. Georgia GA	N	0	0	0	0	0	0	0	0
12. Hawaii HI	N	0	0	0	0	0	0	0	0
13. Idaho ID	N	0	0	0	0	0	0	0	0
14. Illinois IL	L	3,674,697	(39,289)	0	0	0	0	3,635,408	0
15. Indiana IN	N	0	0	0	0	0	0	0	0
16. Iowa IA	L	41,308,067	18,581	747,885,670	80,966	0	0	789,293,284	0
17. Kansas KS	N	0	0	0	0	0	0	0	0
18. Kentucky KY	N	0	0	0	0	0	0	0	0
19. Louisiana LA	N	0	0	0	0	0	0	0	0
20. Maine ME	N	0	0	0	0	0	0	0	0
21. Maryland MD	N	0	0	0	0	0	0	0	0
22. Massachusetts MA	N	0	0	0	0	0	0	0	0
23. Michigan MI	N	0	0	0	0	0	0	0	0
24. Minnesota MN	N	0	0	0	0	0	0	0	0
25. Mississippi MS	N	0	0	0	0	0	0	0	0
26. Missouri MO	N	0	0	0	0	0	0	0	0
27. Montana MT	N	0	0	0	0	0	0	0	0
28. Nebraska NE	N	0	0	0	0	0	0	0	0
29. Nevada NV	N	0	0	0	0	0	0	0	0
30. New Hampshire NH	N	0	0	0	0	0	0	0	0
31. New Jersey NJ	N	0	0	0	0	0	0	0	0
32. New Mexico NM	N	0	0	0	0	0	0	0	0
33. New York NY	N	0	0	0	0	0	0	0	0
34. North Carolina NC	N	0	0	0	0	0	0	0	0
35. North Dakota ND	N	0	0	0	0	0	0	0	0
36. Ohio OH	N	0	0	0	0	0	0	0	0
37. Oklahoma OK	N	0	0	0	0	0	0	0	0
38. Oregon OR	N	0	0	0	0	0	0	0	0
39. Pennsylvania PA	N	0	0	0	0	0	0	0	0
40. Rhode Island RI	N	0	0	0	0	0	0	0	0
41. South Carolina SC	N	0	0	0	0	0	0	0	0
42. South Dakota SD	N	0	0	0	0	0	0	0	0
43. Tennessee TN	L	383,188	282,187,620	478,864,310	0	0	0	761,435,118	0
44. Texas TX	N	0	0	0	0	0	0	0	0
45. Utah UT	N	0	0	0	0	0	0	0	0
46. Vermont VT	N	0	0	0	0	0	0	0	0
47. Virginia VA	L	5,221,029	(116,470)	0	0	0	0	5,104,559	0
48. Washington WA	N	0	0	0	0	0	0	0	0
49. West Virginia WV	N	0	0	0	0	0	0	0	0
50. Wisconsin WI	N	0	0	0	0	0	0	0	0
51. Wyoming WY	N	0	0	0	0	0	0	0	0
52. American Samoa AS	N	0	0	0	0	0	0	0	0
53. Guam GU	N	0	0	0	0	0	0	0	0
54. Puerto Rico PR	N	0	0	0	0	0	0	0	0
55. U.S. Virgin Islands VI	N	0	0	0	0	0	0	0	0
56. Northern Mariana Islands MP	N	0	0	0	0	0	0	0	0
57. Canada CAN	N	0	0	0	0	0	0	0	0
58. Aggregate Other Aliens OT	XXX	0	0	0	0	0	0	0	0
59. Subtotal	XXX	50,586,981	282,050,442	1,226,749,980	80,966	0	0	1,559,468,369	0
60. Reporting Entity Contributions for Employee Benefit Plans	XXX	0	0	0	0	0	0	0	0
61. Totals (Direct Business)	XXX	50,586,981	282,050,442	1,226,749,980	80,966	0	0	1,559,468,369	0
DETAILS OF WRITE-INS									
58001.	XXX								
58002.	XXX								
58003.	XXX								
58998. Summary of remaining write-ins for Line 58 from overflow page	XXX	0	0	0	0	0	0	0	0
58999. Totals (Lines 58001 through 58003 plus 58998)(Line 58 above)	XXX	0	0	0	0	0	0	0	0

(a) Active Status Counts:
 L - Licensed or Chartered - Licensed Insurance carrier or domiciled RRG..... 4
 E - Eligible - Reporting entities eligible or approved to write surplus lines in the state..... 0
 N - None of the above - Not allowed to write business in the state..... 53
 R - Registered - Non-domiciled RRGs..... 0
 Q - Qualified - Qualified or accredited reinsurer..... 0

Premiums are allocated by state based upon geographic market.

SCHEDULE Y – INFORMATION CONCERNING ACTIVITIES OF INSURER MEMBERS OF A HOLDING COMPANY GROUP

PART 1 – ORGANIZATIONAL CHART



Continued on Next Page

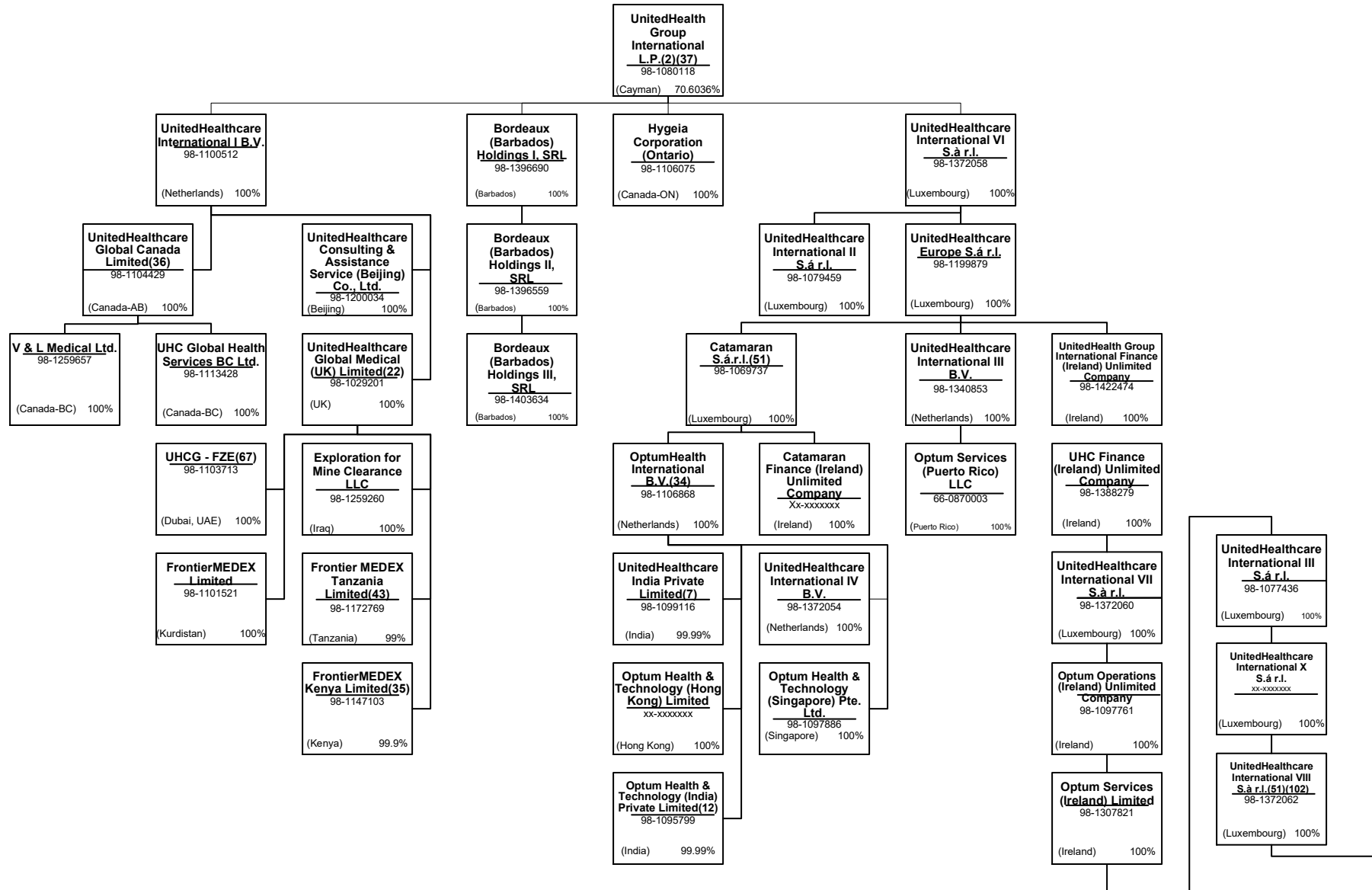
SCHEDULE Y – INFORMATION CONCERNING ACTIVITIES OF INSURER MEMBERS OF A HOLDING COMPANY GROUP

PART 1 – ORGANIZATIONAL CHART

UnitedHealth Group Incorporated
(DE) 41-1321939

Continued from Previous Page

Continued on Next Page



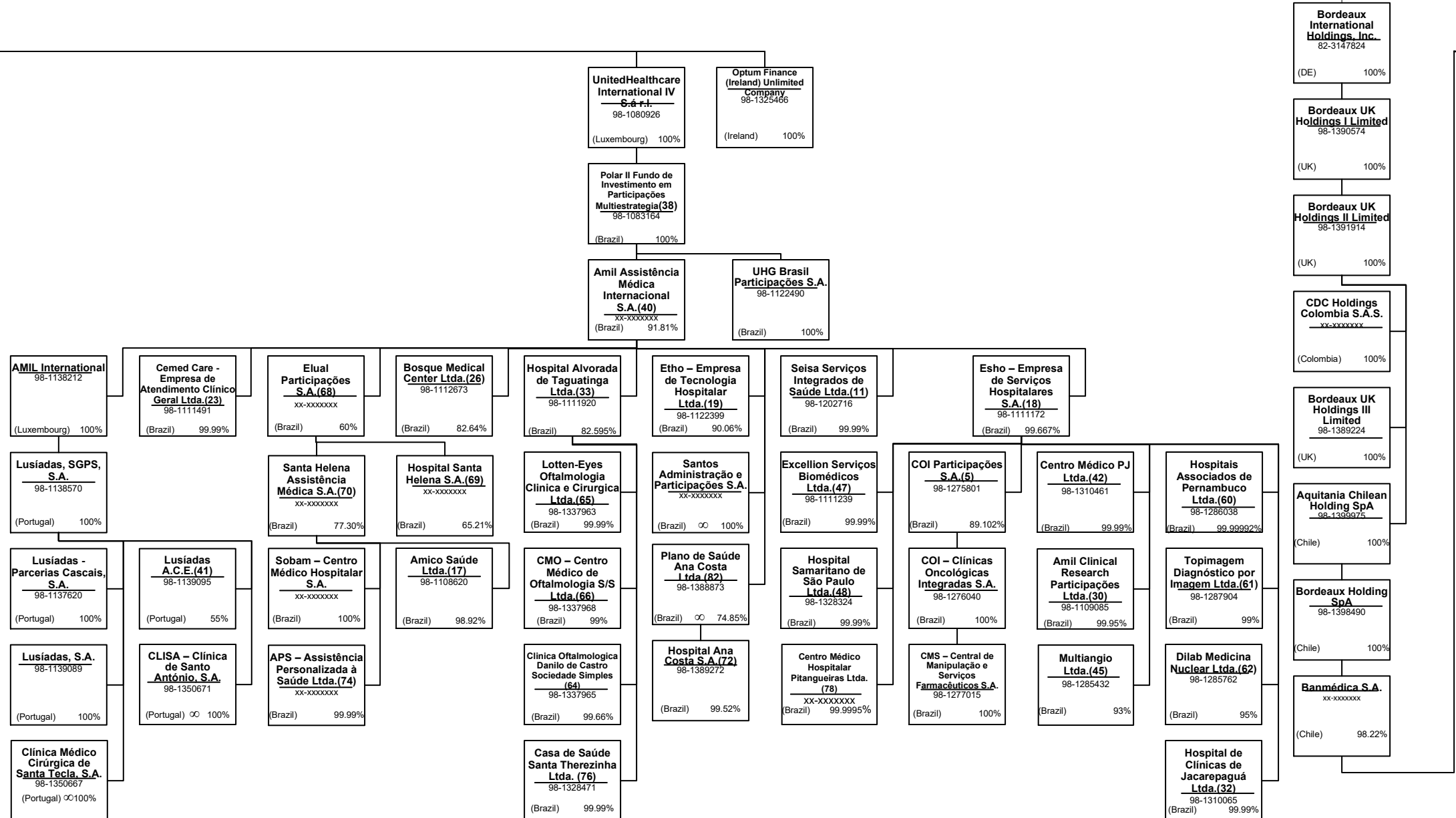
15.1

SCHEDULE Y – INFORMATION CONCERNING ACTIVITIES OF INSURER MEMBERS OF A HOLDING COMPANY GROUP
PART 1 – ORGANIZATIONAL CHART

UnitedHealth Group Incorporated
 (DE) 41-1321939

Continued from Previous Page

Continued on Next Page



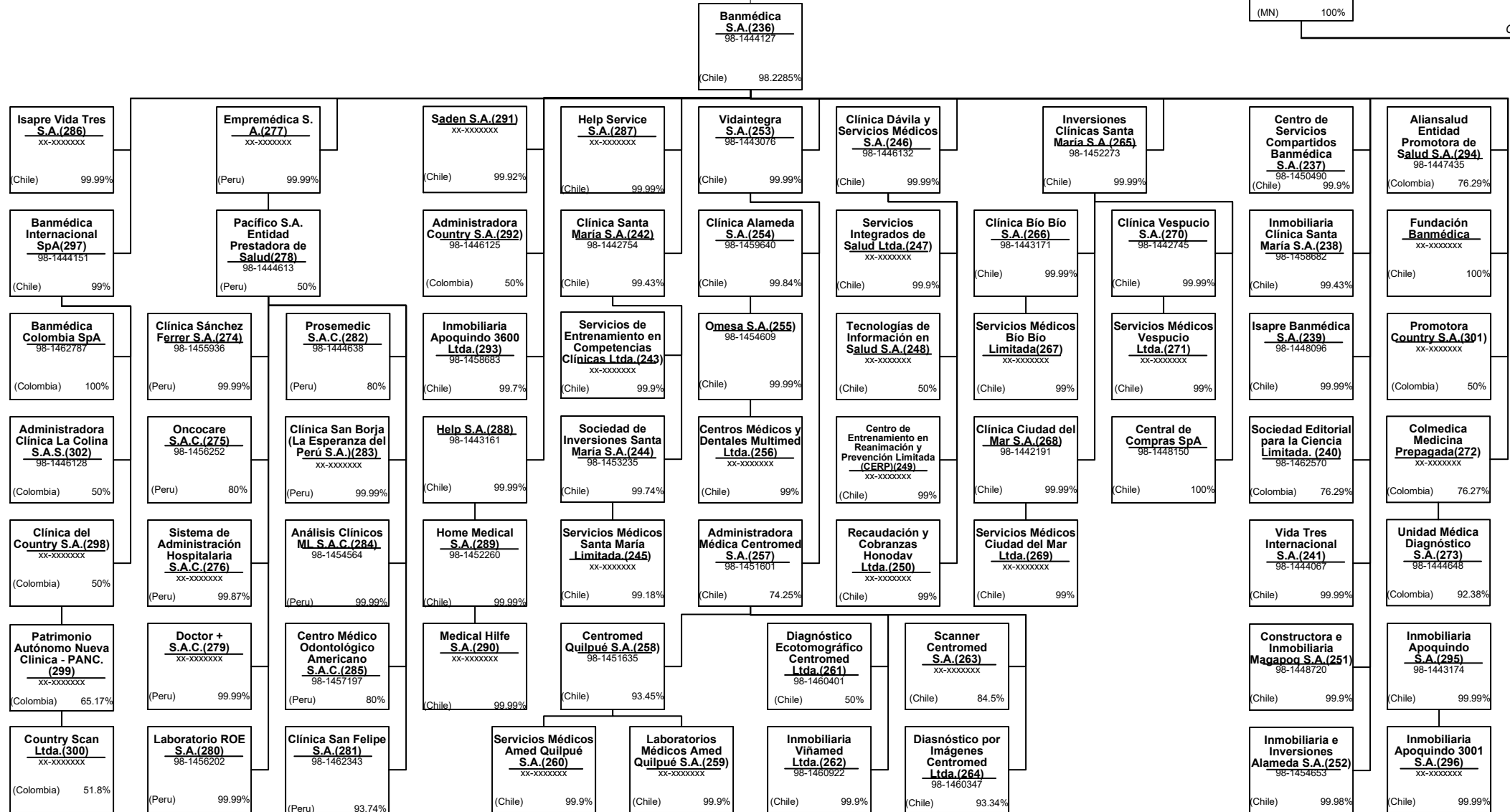
SCHEDULE Y – INFORMATION CONCERNING ACTIVITIES OF INSURER MEMBERS OF A HOLDING COMPANY GROUP
PART 1 – ORGANIZATIONAL CHART

UnitedHealth Group Incorporated
 (DE) 41-1321939

Continued from Previous Page

United HealthCare Services, Inc.
 41-1289245
 (MN) 100%

Continued on Next Page




15.3

SCHEDULE Y – INFORMATION CONCERNING ACTIVITIES OF INSURER MEMBERS OF A HOLDING COMPANY GROUP
PART 1 – ORGANIZATIONAL CHART

United HealthCare Services, Inc.
 (MN) 41-1289245 100%

Continued from Previous Page

Continued on Next Page



15.4

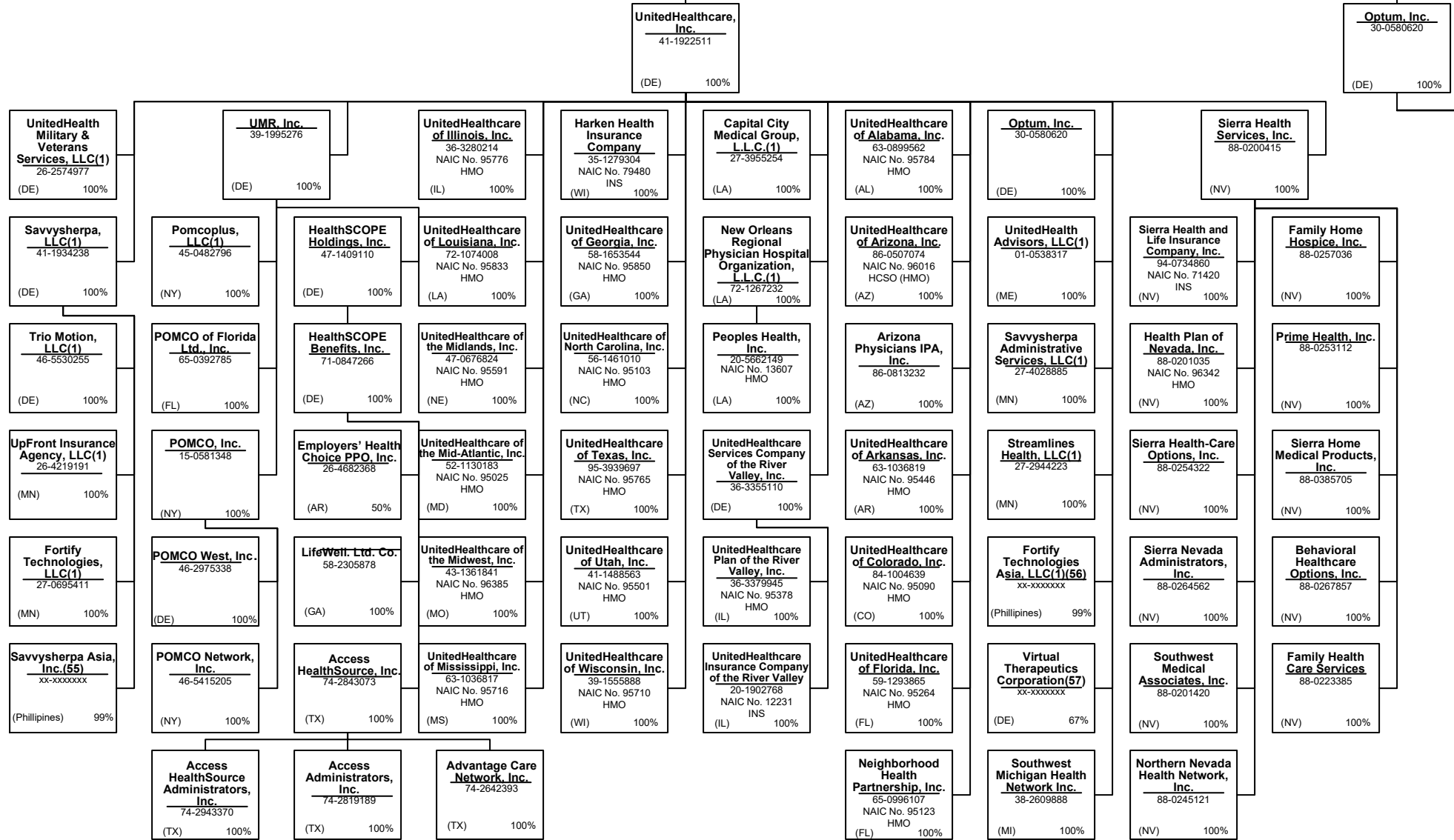
SCHEDULE Y – INFORMATION CONCERNING ACTIVITIES OF INSURER MEMBERS OF A HOLDING COMPANY GROUP

PART 1 – ORGANIZATIONAL CHART

United HealthCare Services, Inc.
(MN) 41-1289245 100%

Continued from Previous Page

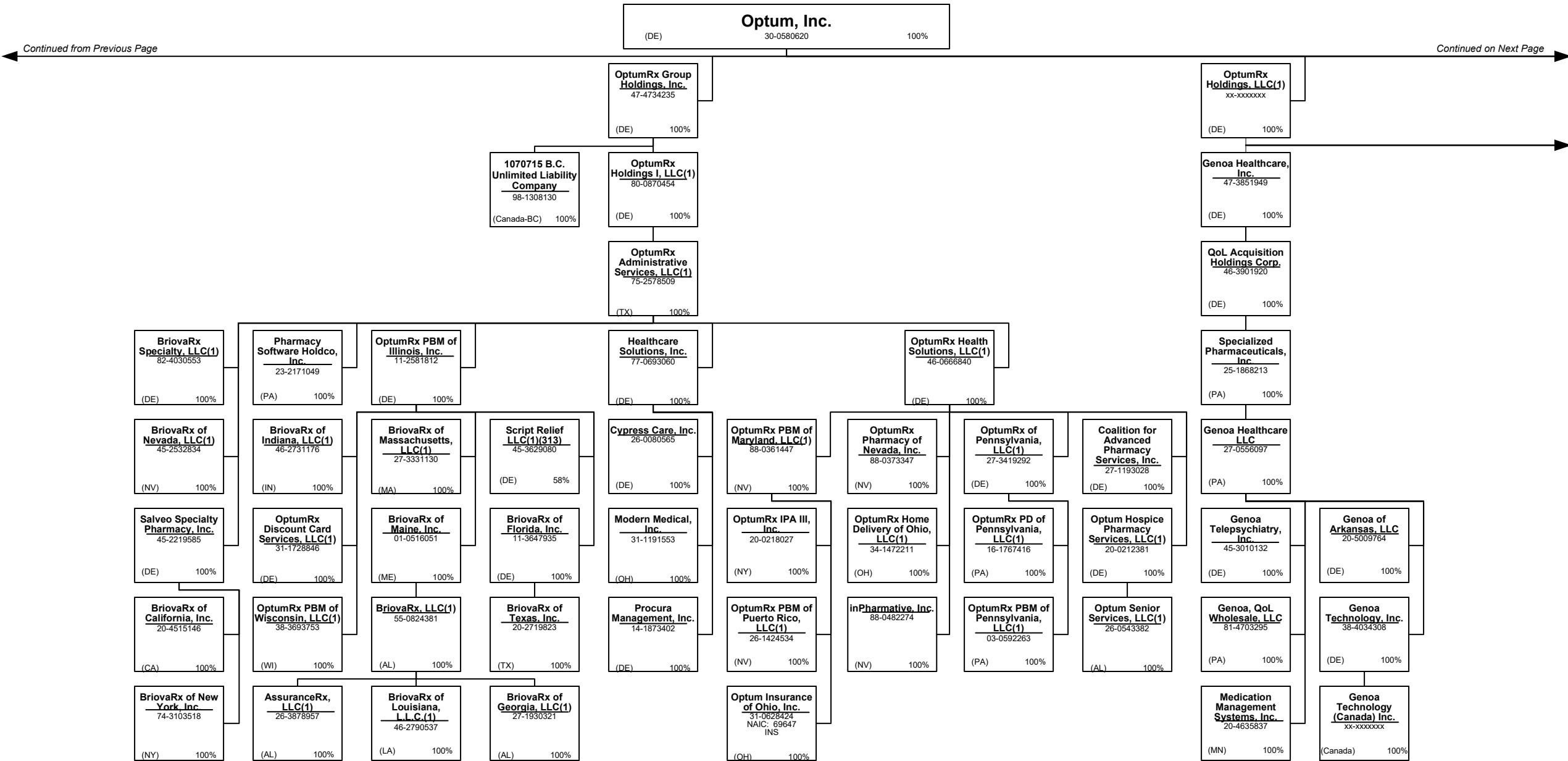
Continued on Next Page



Continued on Next Page

15.5

SCHEDULE Y – INFORMATION CONCERNING ACTIVITIES OF INSURER MEMBERS OF A HOLDING COMPANY GROUP
PART 1 – ORGANIZATIONAL CHART

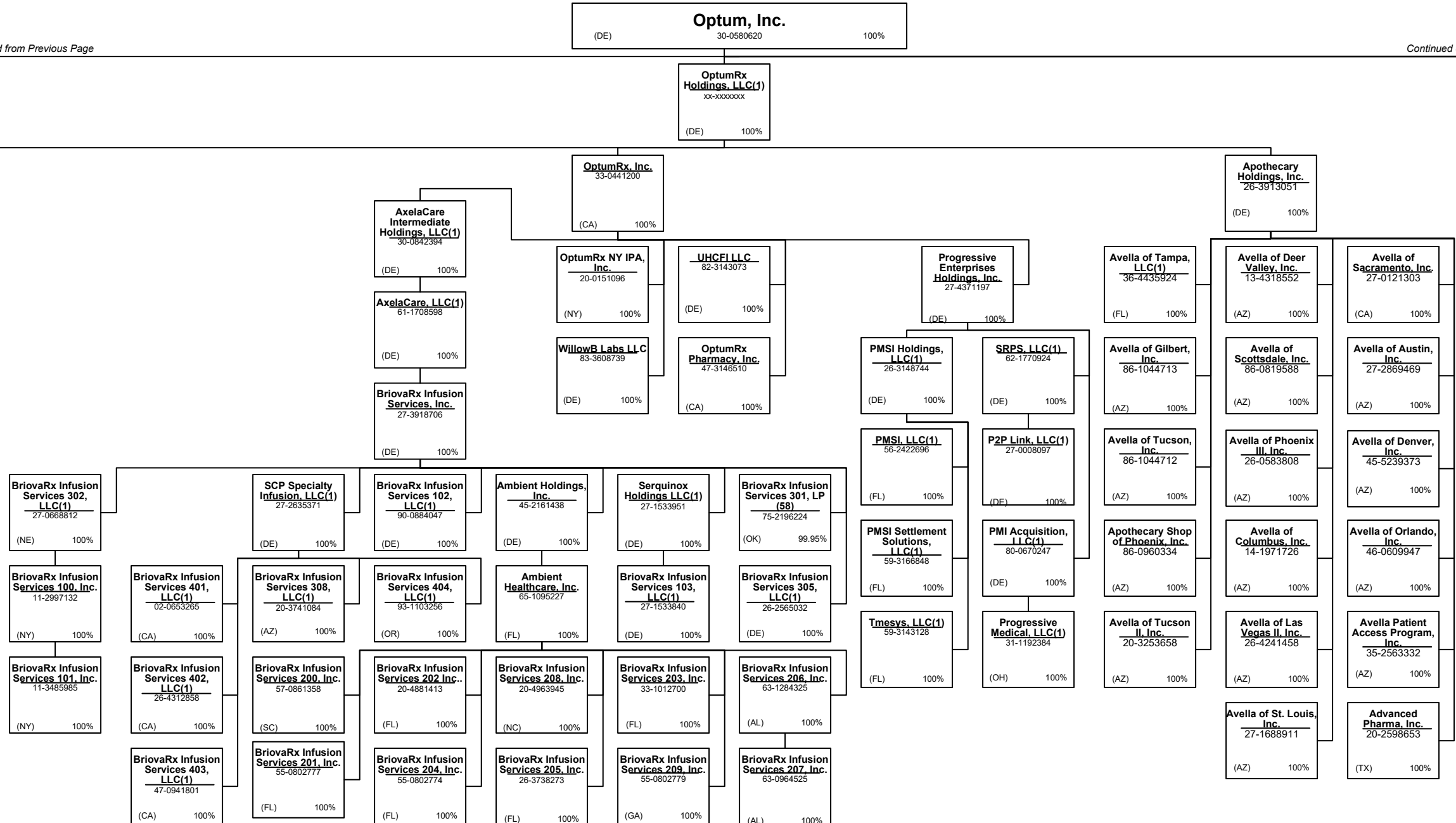


15.6

SCHEDULE Y – INFORMATION CONCERNING ACTIVITIES OF INSURER MEMBERS OF A HOLDING COMPANY GROUP
PART 1 – ORGANIZATIONAL CHART

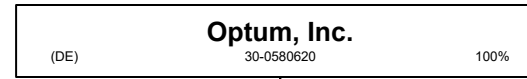
Continued from Previous Page

Continued on Next Page



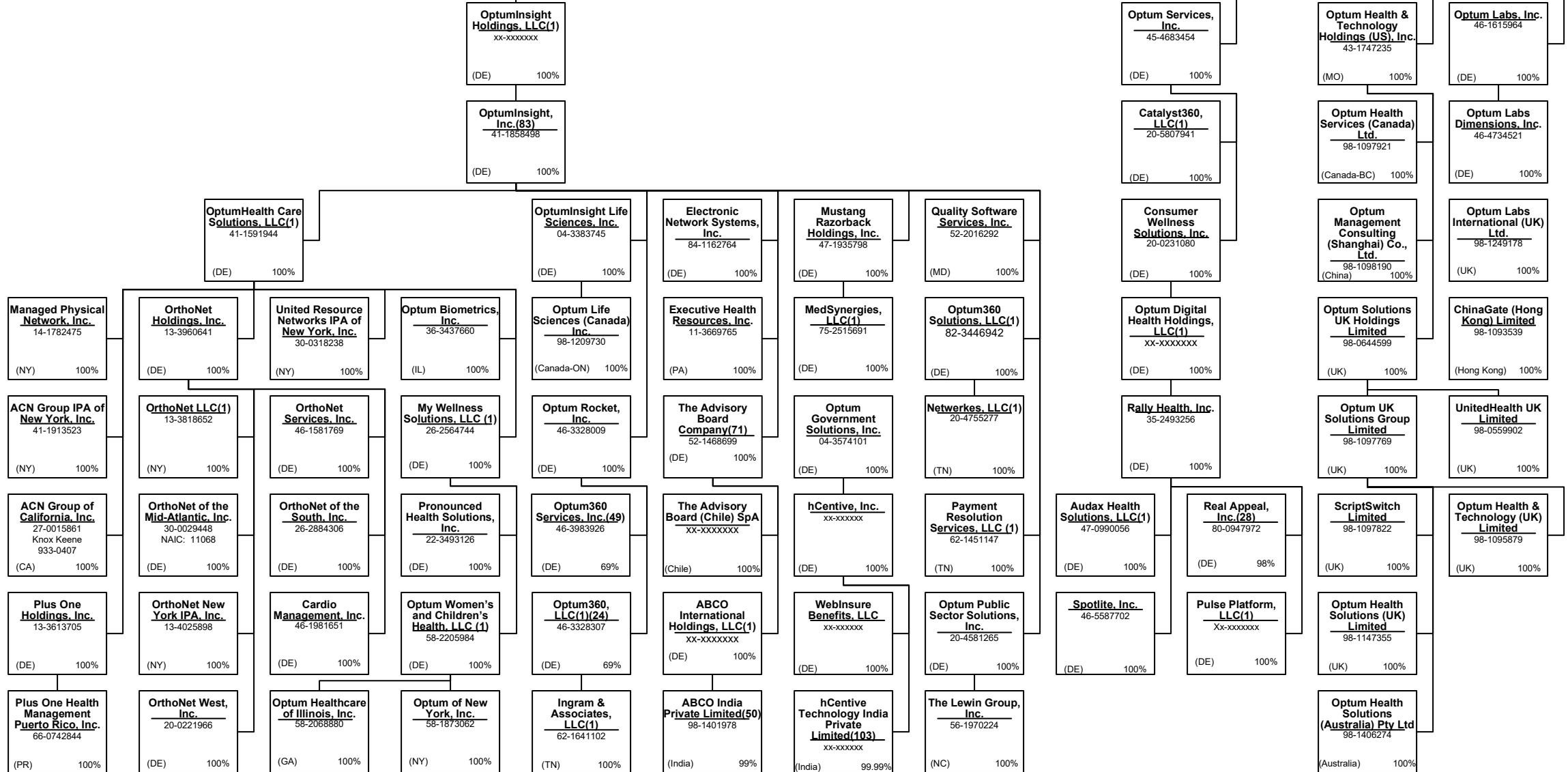
15.7

SCHEDULE Y – INFORMATION CONCERNING ACTIVITIES OF INSURER MEMBERS OF A HOLDING COMPANY GROUP
PART 1 – ORGANIZATIONAL CHART



Continued from Previous Page

Continued on Next Page



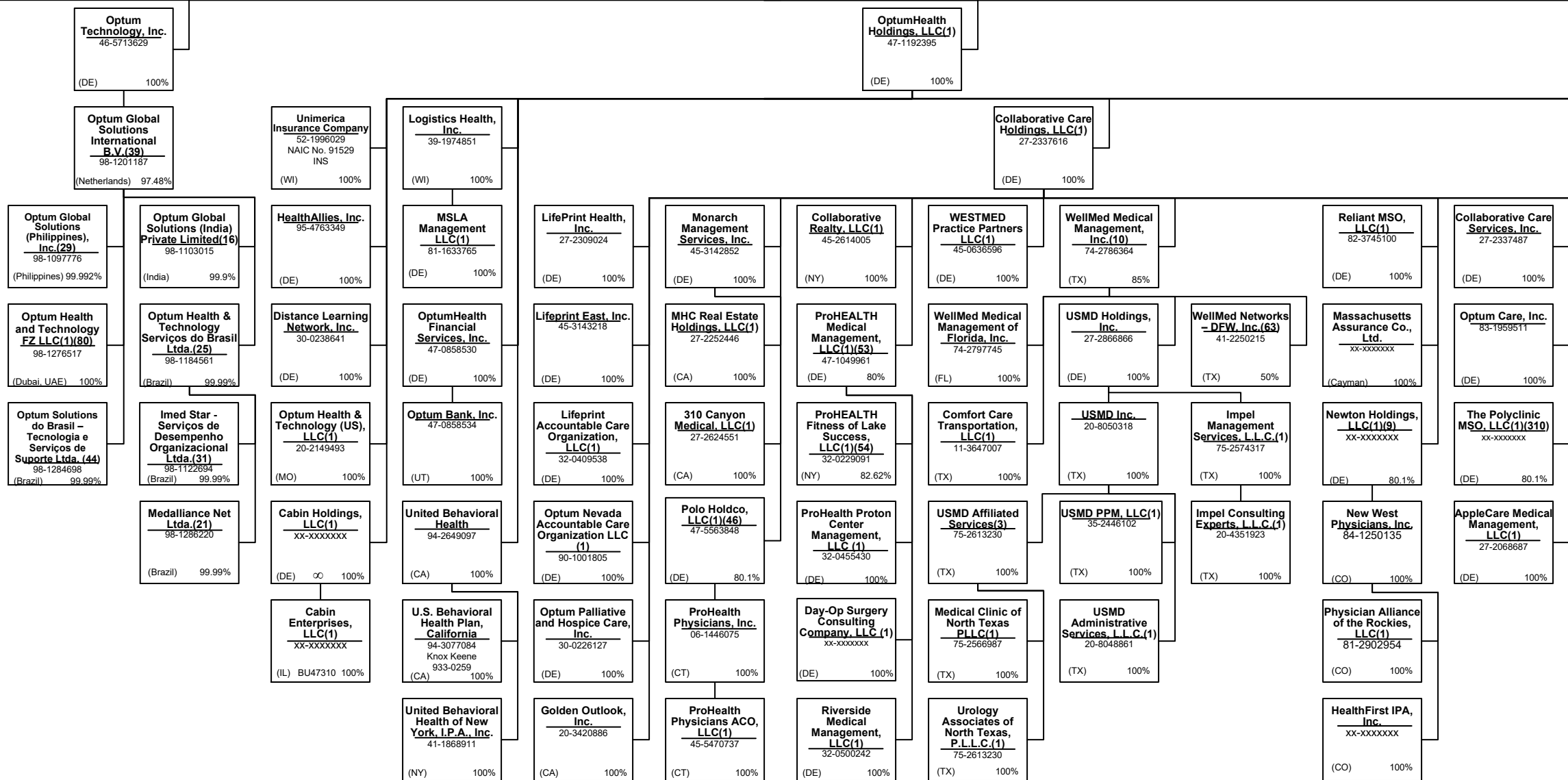
15.8

SCHEDULE Y – INFORMATION CONCERNING ACTIVITIES OF INSURER MEMBERS OF A HOLDING COMPANY GROUP
PART 1 – ORGANIZATIONAL CHART

Optum, Inc.
 (DE) 30-0580620 100%

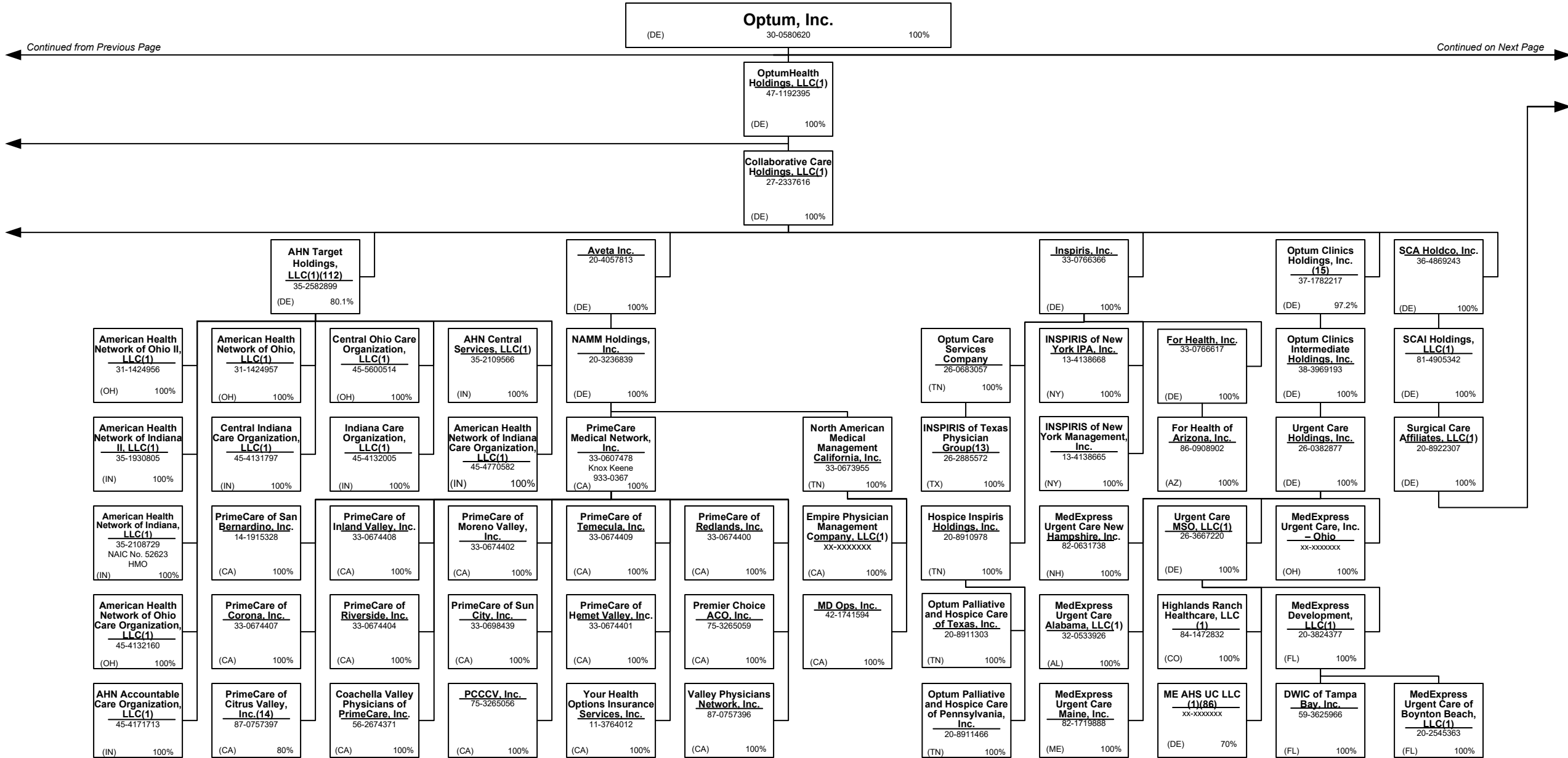
Continued from Previous Page

Continued on Next Page



15.9

SCHEDULE Y – INFORMATION CONCERNING ACTIVITIES OF INSURER MEMBERS OF A HOLDING COMPANY GROUP
PART 1 – ORGANIZATIONAL CHART



15.10

Continued from Previous Page

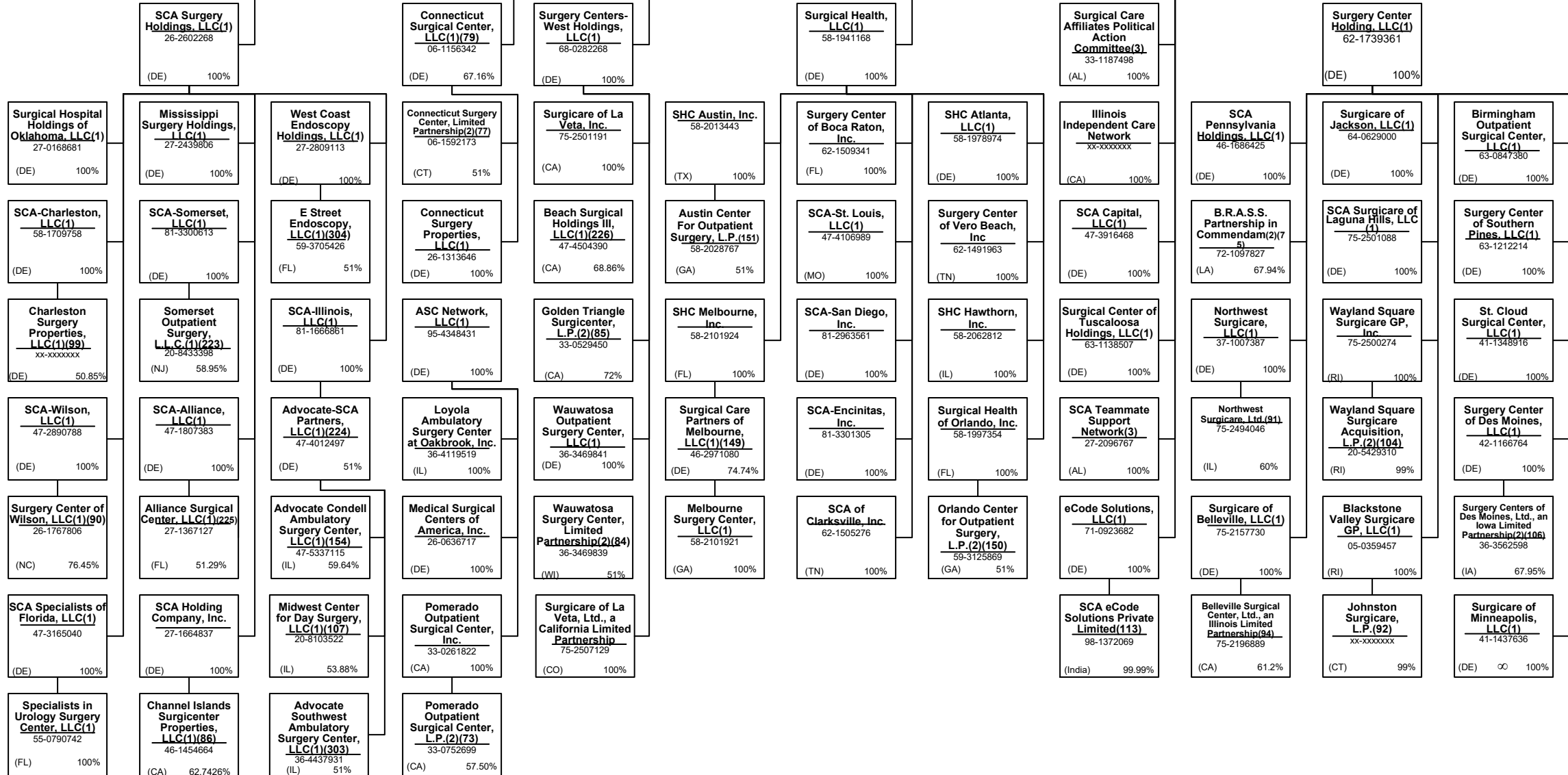
Continued on Next Page

SCHEDULE Y – INFORMATION CONCERNING ACTIVITIES OF INSURER MEMBERS OF A HOLDING COMPANY GROUP
PART 1 – ORGANIZATIONAL CHART

Surgical Care Affiliates, LLC (1)
 (DE) 20-8922307 100%

Continued from Previous Page

Continued on Next Page

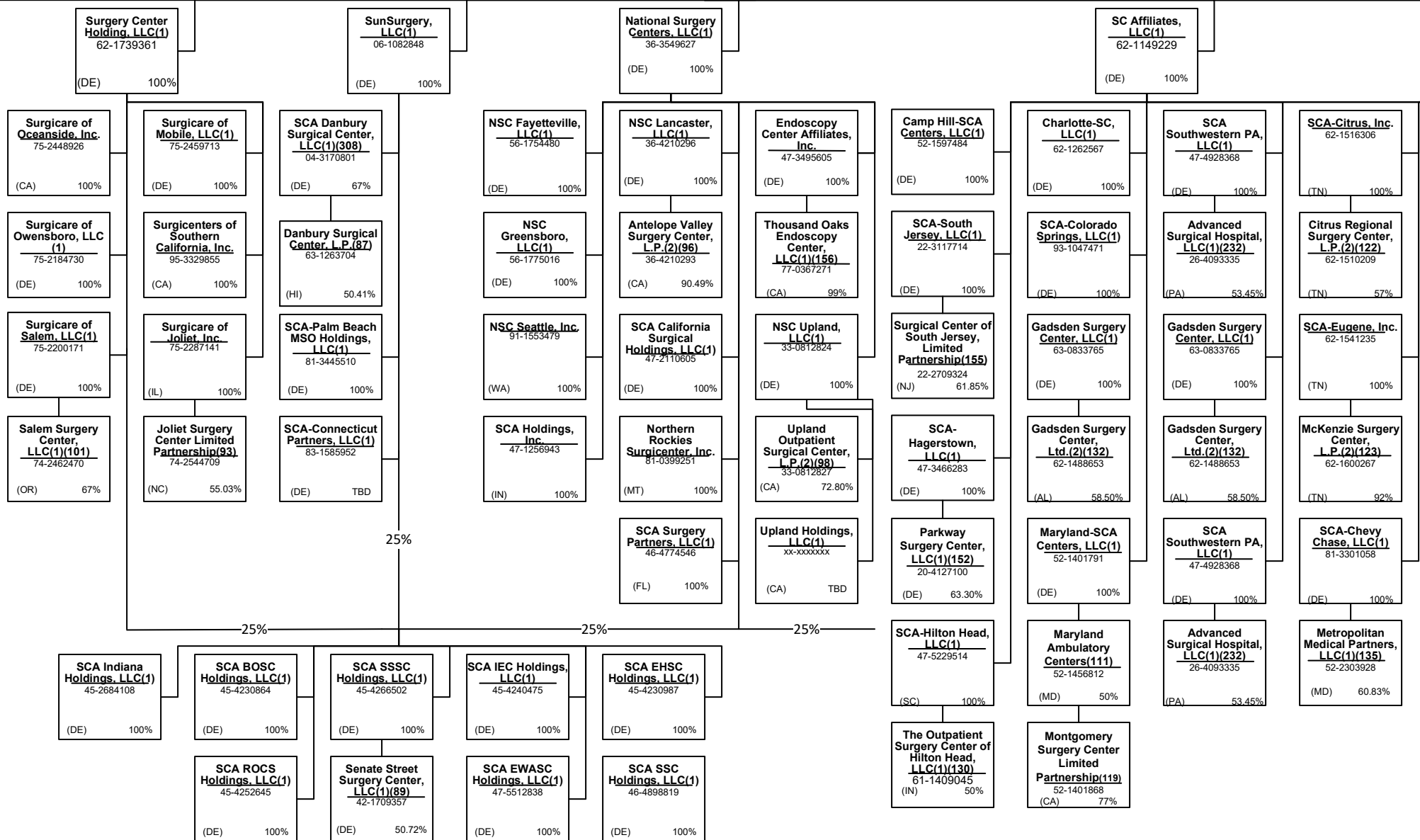


SCHEDULE Y – INFORMATION CONCERNING ACTIVITIES OF INSURER MEMBERS OF A HOLDING COMPANY GROUP
PART 1 – ORGANIZATIONAL CHART

Surgical Care Affiliates, LLC (1)
 (DE) 20-8922307 100%

Continued from Previous Page

Continued on Next Page




SCHEDULE Y – INFORMATION CONCERNING ACTIVITIES OF INSURER MEMBERS OF A HOLDING COMPANY GROUP
PART 1 – ORGANIZATIONAL CHART

Surgical Care Affiliates, LLC (1)
 (DE) 20-8922307 100%

SC Affiliates, LLC(1)
 62-1149229
 (DE) 100%

Continued from Previous Page

Continued on Next Page



15.13

SCHEDULE Y – INFORMATION CONCERNING ACTIVITIES OF INSURER MEMBERS OF A HOLDING COMPANY GROUP
PART 1 – ORGANIZATIONAL CHART


Surgical Care Affiliates, LLC (1)
 (DE) 20-8922307 100%

SC Affiliates, LLC(1)
 62-1149229
 (DE) 100%

Continued from Previous Page

Continued on Next Page

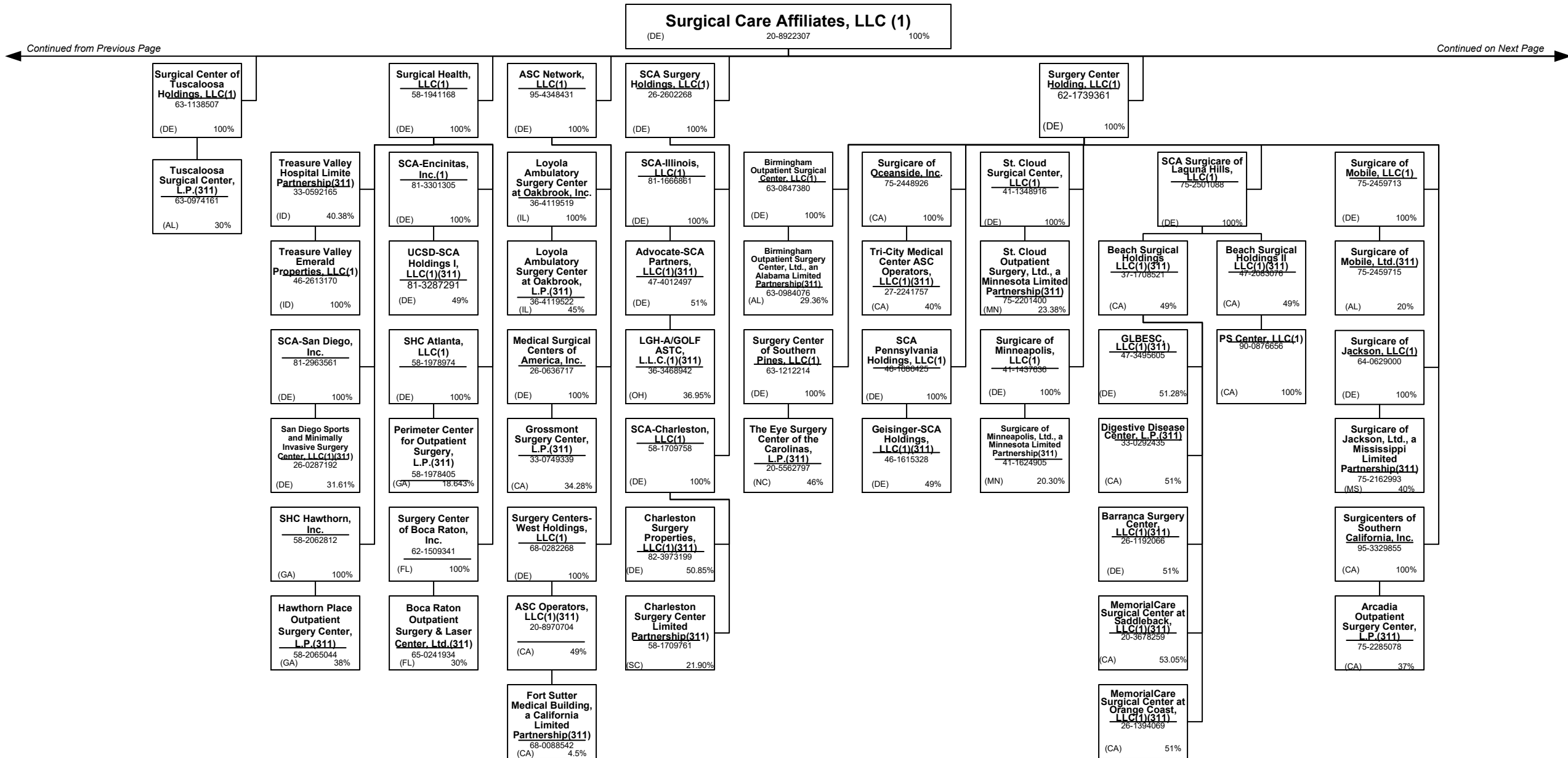
15.14



SCHEDULE Y – INFORMATION CONCERNING ACTIVITIES OF INSURER MEMBERS OF A HOLDING COMPANY GROUP

PART 1 – ORGANIZATIONAL CHART

NOTE: All Companies below are minority owned entities of Surgical Care Affiliates, LLC.



Continued from Previous Page

Continued on Next Page

SCHEDULE Y – INFORMATION CONCERNING ACTIVITIES OF INSURER MEMBERS OF A HOLDING COMPANY GROUP

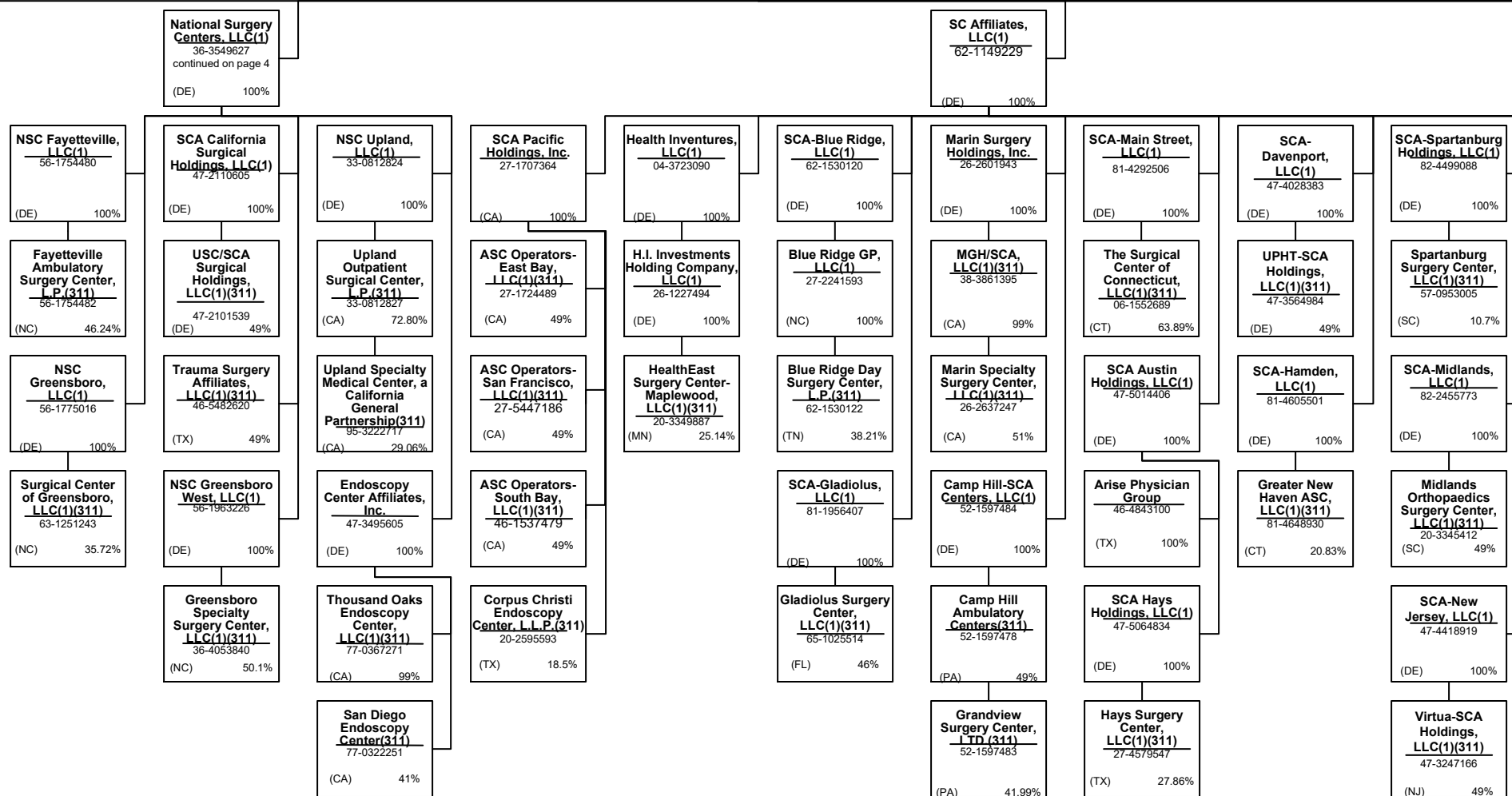
PART 1 – ORGANIZATIONAL CHART

NOTE: All Companies below are minority owned entities of Surgical Care Affiliates, LLC.



Continued from Previous Page

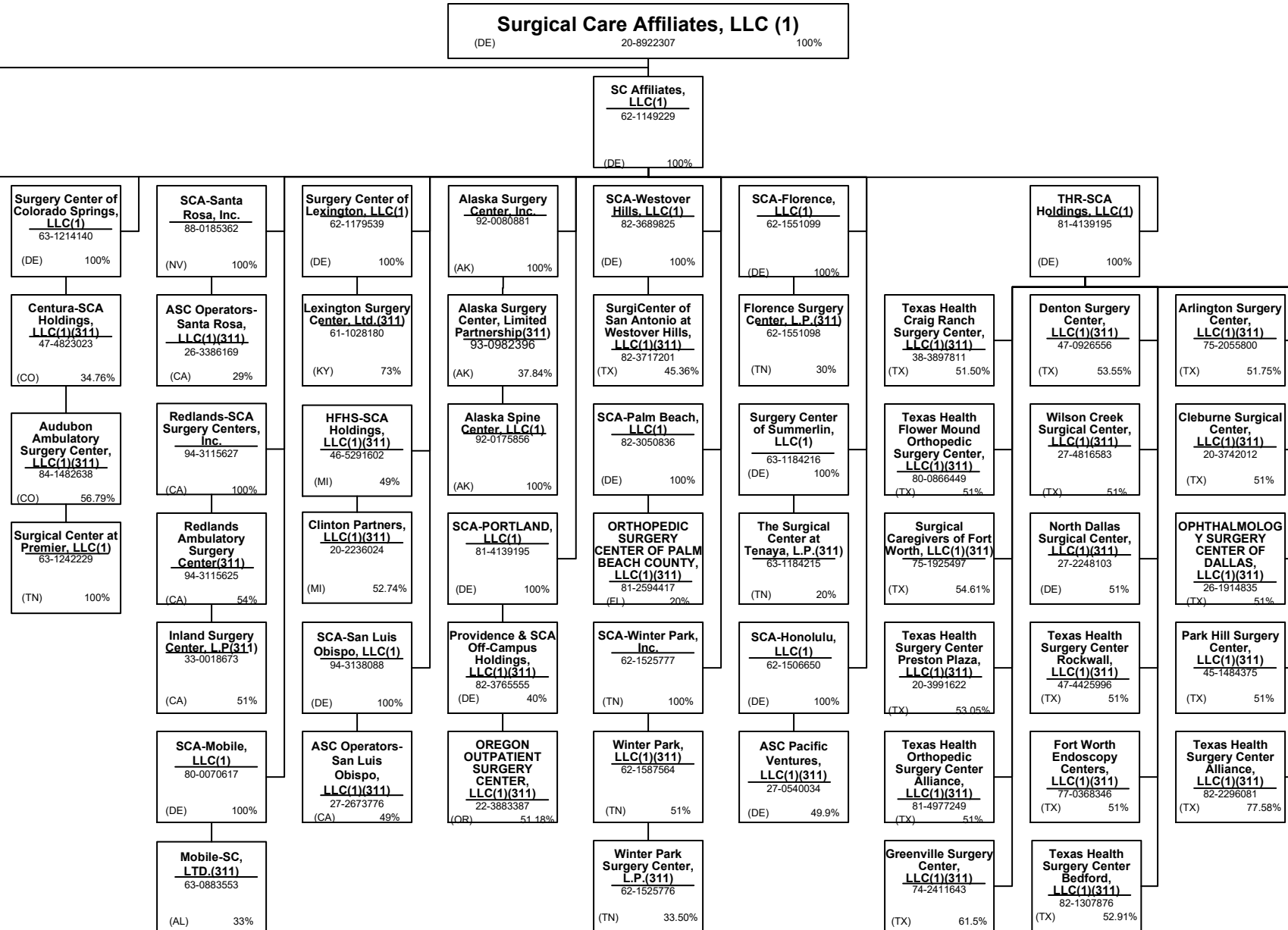
Continued on Next Page



SCHEDULE Y – INFORMATION CONCERNING ACTIVITIES OF INSURER MEMBERS OF A HOLDING COMPANY GROUP

PART 1 – ORGANIZATIONAL CHART

NOTE: All Companies below are minority owned entities of Surgical Care Affiliates, LLC.



Continued from Previous Page

SCHEDULE Y – INFORMATION CONCERNING ACTIVITIES OF INSURER MEMBERS OF A HOLDING COMPANY GROUP

PART 1 – ORGANIZATIONAL CHART

Physician Owned Entities

Domiciliary			Domiciliary			Domiciliary		
Name	Location	ID Number	Name	Location	ID Number	Name	Location	ID Number
AppleCare Hospitalists Medical Group, Inc.	CA	14-1890491	MedExpress Primary Care Wisconsin, S.C.	WI	81-4563448	Monarch Health Plan, Inc.	CA	22-3935634
AppleCare Medical ACO, LLC	CA	45-2852872	MedExpress Urgent Care – New Jersey, P.C.	NJ	45-5388778	Monarch HealthCare, A Medical Group, Inc.	CA	33-0587660
AppleCare Medical Group St. Francis, Inc.	CA	33-0845269	MedExpress Urgent Care - Northern New Jersey PC	NJ	83-2089623	Monarch Hospice, LLC	CA	30-0606451
AppleCare Medical Group, Inc.	CA	33-0898174	MedExpress Urgent Care Arizona, P.C.	AZ	81-4030280	NAMM Medical Group Holdings, Inc.	CA	56-2627070
Aspectus, Inc.	MA	04-3403101	MedExpress Urgent Care Arkansas, P.A.	AR	46-4348120	NAMM MGH, Inc.	CA	61-1627269
Bexar Imaging Center, LLC	TX	22-3858211	MedExpress Urgent Care California, P.C.	CA	82-0930142	Optum Clinic, P.A.	TX	75-2778455
California Spring Holdings, PC	CA	81-0881243	MedExpress Urgent Care Connecticut, P.C.	CT	82-1956812	Optum Medical Services of California, P.C.	CA	30-0826311
Centers for Family Medicine, GP	CA	33-0483510	MedExpress Urgent Care Idaho, P.C.	ID	82-1135336	Optum Medical Services, P.C.	NC	45-3866363
Centers for Family Medicine, GP	CA	33-0483510	MedExpress Urgent Care Illinois, P.C.	IL	47-4308614	Physician Partners Medical Group, Inc.	CA	30-0516435
David Moen, M.D. P.C.	NY		MedExpress Urgent Care Iowa, P.C.	IA	81-5353472	Primary Care Associated Medical Group, Inc.	CA	33-0527335
David R. Ferrell, M.D., P.C.	NV	45-2380022	MedExpress Urgent Care Kansas, P.A.	KS	47-1919283	Prime Community Care, Inc.	CA	30-0516440
Day-Op Center of Long Island Inc.	NY		MedExpress Urgent Care Minnesota P.C.	MN	81-1125396	ProHEALTH Accountable Care Medical Group, PLLC	NY	45-4469117
Durable Medical Equipment, Inc.	MA	04-3106404	MedExpress Urgent Care Missouri P.C.	MO	47-3132625	ProHEALTH Ambulatory Surgery Center, Inc.	NY	11-3447394
Empire Physicians' Medical Group, Inc.	CA	33-0181426	MedExpress Urgent Care North Carolina, P.C.	NC	81-5138747	ProHEALTH Care Associates LLP	NY	11-3355604
Greater Phoenix Collaborative Care, P.C.	AZ	27-2337725	MedExpress Urgent Care Oregon, P.C.	OR	82-1919436	ProHealth Physicians, P.C.	CT	06-1469068
Greater Phoenix Collaborative Care, P.C.	AZ	27-2337725	MedExpress Urgent Care Rhode Island, P.C.	RI	81-5362765	ProHEALTH Urgent Care Medicine of New Jersey LLP	NJ	47-5661535
Homecare Dimensions of Florida, Inc.	TX		MedExpress Urgent Care South Carolina, P.C.	SC	81-5380706	ProHEALTH Urgent Care Medicine, PLLC	NY	46-1883579
Homecare Dimensions, Inc.	TX		MedExpress Urgent Care Texas, P.A.	TX	47-5147441	Redlands Family Practice Medical Group, Inc.	CA	56-2627067
IN Style OPTICAL, LLC	MA	27-3296953	MedExpress Urgent Care Washington, P.C.	WA	82-2443118	Reliant Medical Group, Inc.	MA	22-2912515
Inland Faculty Medical Group, Inc.	CA	33-0618077	MedExpress Urgent Care Wisconsin, S.C.	WI	81-4281678	Riverside Pediatric Group, P.C.	NJ	22-3624559
Inspiris Medical Services of New Jersey, P.C.	NJ	45-2563134	MedExpress Urgent Care, Inc. – West Virginia	WV	26-4546400	Robert B. McBeath, M.D. II, P.C.	NV	86-0857176
INSPIRIS of Michigan Medical Services, P.C.	MI	27-1561674	MedExpress Urgent Care, P.C. – Georgia	GA	47-1804667	Robert B. McBeath, M.D. III, P.C.	NV	
INSPIRIS of New York Medical Services, P.C.	NY	13-4168739	MedExpress Urgent Care, P.C. – Indiana	IN	90-0929572	Robert B. McBeath, M.D., Professional Corporation	NV	88-0310956
INSPIRIS of Pennsylvania Medical Services, P.C.	PA		MedExpress Urgent Care, P.C. – Maryland	MD	45-3461101	Surgical Eye Experts, LLC	MA	
March Vision Care Group, Incorporated	CA	95-4874334	MedExpress Urgent Care, P.C. – Massachusetts	MA	47-1857908	Surzicare of La Veta, Ltd.	CA	75-2507129
March Vision Care IPA, Inc.	NY	27-3115058	MedExpress Urgent Care, P.C. – Michigan	MI	46-4793937	TeamMD Physicians, P.C.	IA	30-0445773
Mat-Rx Development, L.L.C.	TX	43-1967820	MedExpress Urgent Care, P.C. – Oklahoma	OK	47-1824365	Urgent Care New York, P.C.	NY	82-2400620
ME Urgent Care Nebraska, Inc.	NE	81-0936574	MedExpress Urgent Care, P.C. – Pennsylvania	PA	26-3750502	USMD of Arlington GP, L.L.C.	TX	73-1662757
MedExpress Employed Services, Inc.	DE	81-1265129	MedExpress Urgent Care, P.C. – Tennessee	TN	45-4973138	Waypoint Minnesota PC	MN	46-2854394
MedExpress Primary Care Arizona P.C.	AZ	81-4550969	MedExpress Urgent Care, P.C. – Virginia	VA	45-3123110	WellMed Medical Group, P.A.	TX	74-2574229
MedExpress Primary Care Kansas, P.A.	KS	81-4605885	MedExpress Urgent Care, P.S.C. - Kentucky	KY	83-1565124	WellMed Network of Florida, Inc.	TX	35-2314192
MedExpress Primary Care Maryland, P.C.	MD	82-3384324	MedExpress, Inc. – Delaware	DE	45-5436856	WellMed Networks, Inc.	TX	74-2889447
MedExpress Primary Care Massachusetts, P.C.	MA	82-1096099	Medical Clinic of North Texas, PLLC	TX	75-2566987	WellMed of Las Cruces, Inc.	TX	92-0183013
MedExpress Primary Care Minnesota P.C.	MN	81-4396738	Medical Support Los Angeles, A Medical Corporation	CA	95-4708497	WND Medical, PLLC	TX	45-2158334
MedExpress Primary Care Oklahoma, P.C.	OK	83-1077265	Memorial Healthcare IPA, GP	CA	95-4688463	XLHome Michigan, P.C.	MI	46-3537245
MedExpress Primary Care South Carolina, P.C.	SC	83-0764858	Memorial Healthcare IPA, GP	CA	95-4688463	XLHome Northeast, P.C.	NJ	45-5530241
MedExpress Primary Care Virginia, P.C.	VA	82-3395792	MHCH, Inc.	CA	80-0507474	XLHome Oklahoma, Inc.	OK	46-2931689
MedExpress Primary Care West Virginia, Inc.	WV	82-4401181	Mobile Medical Services, P.C.	NY	30-0445773	XLHome, P.C.	MD	27-3543997

Note: Represents physician-owned entities where the ultimate owner is deemed to have influence over the entity.

SCHEDULE Y – INFORMATION CONCERNING ACTIVITIES OF INSURER MEMBERS OF A HOLDING COMPANY GROUP**PART 1 – ORGANIZATIONAL CHART****Notes**

All legal entities on the Organization Chart are Corporations unless otherwise indicated.

- (1) Entity is a Limited Liability Company
(2) Entity is a Partnership
(3) Entity is a Non-Profit Corporation
(4) Control of the Foundation is based on sole membership, not the ownership of voting securities
(5) COI Participações S.A. is 89.10289% owned by Esho – Empresa de Serviços Hospitalares S.A. and 10.8971% owned by COIPAR Participações S.A.
(6) Health Net Services (Cayman) PIC is a Cayman exempted company
(7) UnitedHealthcare India Private Limited is 99.999335% owned by OptumHealthInternational B.V. and 0.000665% owned by UnitedHealth International, Inc. OptumHealth International BV holds 100% of the issued preference shares.
(8) General partnership interests are held by United HealthCare Services, Inc. (89.77%) and by UnitedHealthcare, Inc. (10.23%). United HealthCare Services, Inc. also holds 100% of the limited partnership interests. When combining general and limited partner interests, United HealthCare Services, Inc. owns 94.18% and UnitedHealthcare, Inc. owns 5.83%.
(9) Newton Holdings, LLC, is 80.1% owned by Collaborative Care Holdings, LLC and the remaining 19.9% is owned by outside shareholders.
(10) WellMed Medical Management, Inc. is 85% owned by Collaborative Care Holdings, LLC and 15% owned by WMG Healthcare Partners, L.P.
(11) Seisa Serviços Integrados de Saúde Ltda is 99.99% owned by Amil Assistência Médica Internacional S.A. and 0.00001% owned by Cemed Care – Empresa de Atendimento Clínico Geral Ltda.
(12) Optum Health & Technology (India) Private Limited is 99.9995% owned by OptumHealth International B.V. and 0.0005 % owned by United Behavioral Health.
(13) INSPIRIS of Texas Physician Group is a Texas non-profit (taxable) whose sole member is Inspiris Services Company.
(14) PrimeCare of Citrus Valley, Inc. is 80% owned by PrimeCare Medical Network, Inc. and 20% owned by Citrus Valley Medical Associates, Inc.
(15) Optum Clinics Holdings, Inc. is 97.2% owned by Collaborative Care Holdings, LLC and 2.8% is owned by external shareholders.
(16) Optum Global Solutions (India) Private Limited is 99.999466 % owned by Optum Global Solutions International BV and 0.000534% UnitedHealth International, Inc. as nominee of Optum Global Solutions International BV per India requirement to have two shareholders.
(17) Amico Saúde Ltda. is 98.927933% owned by Santa Helena Assistência Médica S.A. and 1.072067% owned by Cemed Care – Empresa de Atendimento Clínico Geral Ltda.
(18) Esho – Empresa de Serviços Hospitalares S.A. is 99.667% owned by Amil Assistência Médica Internacional S.A. and the remaining 0.31798923769% is owned by external shareholders and 0.01462081847% is owned by Treasury Shares.
(19) Etho – Empresa de Tecnologia Hospitalar Ltda. 82.642% owned by Amil Assistência Médica Internacional S.A. and 17.358% owned by an external shareholder.
(20) Orthology, Inc. is 98% owned by UnitedHealth Group Ventures, LLC and 2% owned by external shareholders.
(21) Medalliance Net Ltda. is owned 99.999985% by Optum Health & Technology Serviços do Brasil Ltda. and 0.000015% by UHG Brasil Participações S.A.
(22) Branch offices in Iraq and Uganda.
(23) Cemed Care Empresa de Atendimento Clínico Geral Ltda. Is 99.9999996% owned by Amil Assistência Médica Internacional S.A. and 0.000004% owned by Esho – Empresa de Serviços Hospitalares S.A.
(24) Optum 360, LLC is 69% owned by Optum Rocket, Inc; the remaining 31% is owned by external holders.
- (25) Optum Health & Technology Serviços do Brasil Ltda. is 99.9964% owned by Optum Global Solutions International B.V. and .0036% owned by OptumInsight, Inc.
(26) Bosque Medical Center Ltda. is 82.64% owned by Amil Assistência Médica Internacional S.A. and 17.3521% owned by Esho – Empresa de Serviços Hospitalares S.A.
(27) H&W Indemnity (SPC), Ltd. is an exempted segregated portfolio company organized under the laws of the Cayman Islands and holds a Cayman insurance license.
(28) Real Appeal, Inc. is 98% owned by Rally Health, and the remaining 2% is owned by external shareholders.
(29) Optum Global Solutions (Philippines), Inc. is 99.992% owned by Optum Global Solutions International B.V., and the remaining 0.008% is held by individual shareholders who are directors of the company.
(30) Amil Clinical Research Participações Ltda. is 99.95% owned by Esho – Empresa de Serviços Hospitalares S.A. and 0.05% owned by Cemed Care – Empresa de Atendimento Clínico Geral Ltda.
(31) Imed Star Serviços de Desempenho Organizacional Ltda. is 99.99998% owned by Optum Health & Technology Serviços do Brasil Ltda and 0.00002% owned by UHG Brasil Participações S.A.
(32) Hospital de Clínicas de Jacarepaguá Ltda. is 99.999999% owned by Esho – Empresa de Serviços Hospitalares S.A. and 0.000001% is owned by Cemed Care – Empresa de Atendimento Clínico Geral Ltda.
(33) Hospital Alvorada Taguatinga Ltda. is 82.595% owned by Amil Assistência Médica Internacional S.A., 9.90% by Bosque Medical Center Ltda., and 5.06% is owned by Hospital Samaritano de São Paulo Ltda.
(34) Registered as foreign shareholder in Brazil.
(35) FrontierMEDEX Kenya Limited is 99.9% owned by UnitedHealthcare Global Medical (UK) Limited and 0.1% owned by UnitedHealthcare International I B.V.
(36) UnitedHealthcare Global Canada Limited is registered in Nova Scotia and Newfoundland & Labrador.
(37) The limited partners of UnitedHealth Group International, L.P. include FMG Holdings, LLC (29.39634%), and UnitedHealth Group Incorporated (70.60366%).
(38) Polar II Fundo de Investimento em Participações is a Brazilian private equity investment fund incorporated in the form of a closed-end condominium.
(39) Optum Global Solutions International B.V. is 97.48% owned by Optum Technology, Inc. and 2.52% is owned by OptumHealth International B.V.
(40) Amil Assistência Médica Internacional S.A. is 91.81% owned by Polar II Fundo de Investimento em Participações and the remaining 8.19% is owned by the former controlling shareholders of Amil Assistência Médica Internacional S.A.
(41) Lusíadas A.C.E. is 55% owned by Lusíadas, SGPS, S.A., 10% owned by Lusíadas – Parcerias Cascais, S.A., 20% owned by Lusíadas, S.A., 5% owned by Clínica Médico Cirúrgica de Santa Tecla, S.A. and 10% owned by CLISA – Clínica de Santo António, S.A.
(42) Centro Médico PJ Ltda. is 99.99998% owned by Esho – Empresa de Serviços Hospitalares S.A. and 0.00002% is owned by Cemed Care – Empresa de Atendimento Clínico Geral Ltda.
(43) Frontier Medex Tanzania Limited is 99% owned by UnitedHealthcare Global Medical (UK) Limited. The remaining 1% is owned by a former officer of Frontier MEDEX Limited and is being transferred to UnitedHealthcare International I BV.
(44) Optum Solutions do Brasil – Tecnologia e Serviços de Suporte Ltda., is 99.999998% owned by Optum Global Solutions International B.V. and 0.00002% owned by OptumInsight, Inc.
(45) Multiangio Ltda. is 93% owned by Esho – Empresa de Serviços Hospitalares S.A. and the remaining 7% is owned by external shareholders.
- (46) Polo Holdco, LLC is 80.1% owned by Collaborative Care Holdings, LLC and the remaining 19.9% being owned by an outside third party.
(47) Excellion Serviços Biomédicos Ltda is 99.999997% owned by Esho – Empresa de Serviços Hospitalares S.A. and 0.000003% is owned by Cemed Care - Empresa de Atendimento Clínico Geral Ltda.
(48) Hospital Samaritano de São Paulo Ltda. is 99.9999998% owned by Esho – Empresa de Serviços Hospitalares S.A. and the remaining 0.0000002% is owned by Hospital Alvorada Taguatinga Ltda.
(49) Optum360 Services, Inc. is 69% owned by Optum Rocket, Inc. and the remaining 31% is owned by external investors.
(50) ABCO India Private Limited is 99% owned by ABCO International Holdings, LLC and 1% owned by The Advisory Board Company.
(51) Branch office located in the United States.
(52) UnitedHealthcare Insurance Company has a representative office in Beijing, China.
(53) ProHEALTH Medical Management, LLC is 80% owned by Collaborative Care Holdings, LLC and 20% owned by an external shareholder.
(54) ProHEALTH Fitness of Lake Success, LLC is 82.62% owned by ProHEALTH Medical Management, LLC and 17.38% by an external shareholder.
(55) Savvysherpa Asia, Inc. is 99% owned by Savvysherpa, LLC and the remaining 1% is owned by a number of individual shareholders.
(56) Fortify Technologies Asia, LLC is 99% owned by Savvysherpa, LLC and the remaining 1% is owned by a number of individual shareholders.
(57) Virtual Therapeutics Corporation is 67% owned by Savvysherpa, LLC and the remaining 33.4% is owned by an outside third party.
(58) BriovaRx Infusion Services 301, LP is 99.95% owned by AxelaCare Holdings, Inc. with the remaining 0.05% interest as a limited partner being held by BriovaRx Infusion Services 305, LLC.
(59) XLHealth Corporation holds 99.998%, UnitedHealth International, Inc. holds .002%.
(60) Hospitais Associados de Pernambuco Ltda. is 99.99992% owned by Esho – Empresa de Serviços Hospitalares S.A. and the remaining 0.00008% is owned by Hospital Alvorada Taguatinga Ltda
(61) TopImagem Diagnóstico por Imagem Ltda. is 99% owned by Esho – Empresa de Serviços Hospitalares S.A., and the remaining 1% interest is owned by external shareholders.
(62) Dilab – Medicina Nuclear Ltda is 95% owned by Esho – Empresa de Serviços Hospitalares S.A. and the remaining 5% is owned by external shareholders.
(63) WellMed Networks – DFW, Inc. is 50% owned by WellMed Networks, Inc. and 50% owned by USMD Inc. WellMed Medical Management, Inc. controls 100% of WellMed Networks - DFW.
(64) Clínica Oftalmológica Danilo de Castro Sociedade Simples is 99.66% owned by Hospital Alvorada de Taguatinga Ltda. and the remaining 0.333333% is owned by Lotten-Eyes Oftalmologia Clínica e Cirúrgica Ltda.
(65) Lotten-Eyes Oftalmologia Clínica e Cirúrgica Ltda. is 99.99% owned by Hospital Alvorada de Taguatinga Ltda. and the remaining 0.000012% is owned by Esho – Empresa de Serviços Hospitalares S.A.
(66) CMO – Centro Médico de Oftalmologia S/S Ltda. is 99% owned by Hospital Alvorada de Taguatinga Ltda. and the remaining 1% is owned by Lotten-Eyes Oftalmologia Clínica e Cirúrgica Ltda.
(67) UHCG-FZE is registered in the Dubai Silicon Oasis free zone.
(68) Elual Participações S.A. is 60% owned by Amil Assistência Médica Internacional S.A. and 40% by Esho – Empresa de Serviços Hospitalares S.A.
(69) Hospital Santa Helena S.A. is 65.21% owned by Elual Participações S.A. and 33.60% owned by Esho – Empresa de Serviços Hospitalares S.A. and 1.19% is owned by external shareholder

SCHEDULE Y – INFORMATION CONCERNING ACTIVITIES OF INSURER MEMBERS OF A HOLDING COMPANY GROUP**PART 1 – ORGANIZATIONAL CHART****Notes**

All legal entities on the Organization Chart are Corporations unless otherwise indicated.

- (70) Santa Helena Assistência Médica S.A. is 77.30% owned by Elual Participações S.A. and The remaining 22.29222% is owned by Amil Assistência Médica Internacional S.A. and 0.40649% is owned by external shareholder.
- (71) Registered branches in Australia and the UK. (72) Hospital Ana Costa S.A. is 99.52% owned by Plano de Saúde Ana Costa Ltda., 0.375900% is owned by Hospital Alvorada de Taguatinga Ltda. and 0.104634107% is owned by external shareholders.
- (73) The remaining 42.50% is owned by multiple sources.
- (74) The remaining 0.0001% is owned by Amil Assistência Médica Internacional S.A.
- (75) The remaining 32.06% is owned by multiple sources.
- (76) Hospital Alvorada de Taguatinga Ltda. decreased its ownership in Casa de Saúde Santa Therezinha S.A. from 100% to 99.99%. The remaining 0.000001% is owned by Esho – Empresa de Serviços Hospitalares S.A.
- (77) The remaining 49% is owned by multiple sources.
- (78) The remaining 0.0005% is owned by Hospital Alvorada Taguatinga Ltda.
- (79) The remaining 32.85% is owned by multiple sources.
- (80) Registered in the Dubai Healthcare City free zone.
- (81) TBD
- (82) Plano de Saúde Ana Costa Ltda. is 74.85961% owned by Amil Assistência Médica Internacional S.A. and the remaining 25.14039% is owned by Santos Administração e Participações S.A.
- (83) OptumInsight, Inc. is registered as foreign shareholders in Brazil.
- (84) The remaining 49% is owned by multiple sources.
- (85) The remaining 28% is owned by multiple sources.
- (86) The remaining 37.26% is owned by multiple sources.
- (87) The remaining 49.59% is owned by multiple sources.
- (88) The remaining 36.11% is owned by multiple sources.
- (89) The remaining 49.28% is owned by multiple sources.
- (90) The remaining 23.55% is owned by multiple sources.
- (91) The remaining 40% is owned by multiple sources.
- (92) The remaining 1% is owned by multiple sources.
- (93) The remaining 44.97% is owned by multiple sources.
- (94) The remaining 38.80% is owned by multiple sources.
- (95) TBD
- (96) The remaining 9.51% is owned by multiple sources.
- (97) The remaining 45% is owned by multiple sources.
- (98) The remaining 27.20% is owned by multiple sources.
- (99) The remaining 49.15% is owned by multiple sources.
- (100) The remaining 45% is owned by multiple sources.
- (101) The remaining 33% is owned by multiple sources.
- (102) UnitedHealthcare International X S.á.r.l. holds 100% of the common shares, 403,948,524 common shares. UnitedHealthcare International III S.á.r.l. holds 100% of the preferred shares, 513,899,520 preferred shares.
- (103) The remaining 0.01% is owned by an individual shareholder.
- (104) The remaining 1% is owned by multiple sources.
- (105) The remaining 49.82% is owned by multiple sources.
- (106) The remaining 32.05% is owned by multiple sources.
- (107) The remaining 46.12% is owned by multiple sources.
- (108) The remaining 34.6% is owned by multiple sources.
- (109) The remaining 41.58% is owned by multiple sources.
- (110) The remaining 21.13% is owned by multiple sources.
- (111) The remaining 50% is owned by multiple sources.
- (112) The remaining 19.9% is owned by Nineteen.Nine Holdings, LLC.
- (113) The remaining 0.01% is owned by an individual shareholder.
- (114) The remaining 42.46% is owned by multiple sources.
- (115) The remaining 49% is owned by multiple sources.
- (116) The remaining 47.55% is owned by multiple sources.
- (117) The remaining 2% is owned by multiple sources.
- (118) The remaining 45.91% is owned by multiple sources.
- (119) The remaining 23% is owned by multiple sources.
- (120) The remaining 3% is owned by multiple sources.
- (121) TBD
- (122) The remaining 43% is owned by multiple sources.
- (123) The remaining 8% is owned by multiple sources.
- (124) The remaining 47.81% is owned by multiple sources.
- (125) The remaining 45% is owned by multiple sources.
- (126) The remaining 41% is owned by multiple sources.
- (127) The co-founders of Pacifica Labs, Inc. own the remaining 14.21%.
- (128) The remaining 50% is owned by multiple sources.
- (129) The remaining 41% is owned by multiple sources.
- (130) The remaining 50% is owned by multiple sources.
- (131) The remaining 40.68% is owned by multiple sources.
- (132) The remaining 51.50% is owned by multiple sources.
- (133) The remaining 49.9% is owned by multiple sources.
- (134) The remaining 13% is owned by multiple sources.
- (135) The remaining 39.17% is owned by multiple sources.
- (136) The remaining 46.48% is owned by multiple sources.
- (137) The remaining 46.34% is owned by multiple sources.
- (138) The remaining 35% is owned by multiple sources.
- (139) The remaining 48.06% is owned by multiple sources.
- (140) The remaining 46% is owned by multiple sources.
- (141) The remaining 45% is owned by multiple sources.
- (142) The remaining 43.31% is owned by multiple sources.
- (143) The remaining 49.02% is owned by multiple sources.
- (144) The remaining 45.73% is owned by multiple sources.
- (145) The remaining 45% is owned by multiple sources.
- (146) The remaining 27.47% is owned by multiple sources.
- (147) The remaining 45.46% is owned by multiple sources.
- (148) The remaining 41.33% is owned by multiple sources.
- (149) The remaining 23.26% is owned by multiple sources.
- (150) The remaining 49% is owned by multiple sources.
- (151) The remaining 49% is owned by multiple sources.
- (152) The remaining 36.7% is owned by multiple sources.
- (153) The remaining 26.96% is owned by multiple sources.
- (154) The remaining 40.35% is owned by multiple sources.
- (155) The remaining 38.14% is owned by multiple sources.
- (156) The remaining 1% is owned by another source.
- (157) The remaining 20% is owned by an individual manager of the entity.
- (158-165) TBD
- (166) The remaining 29% is owned by multiple sources.
- (167) The remaining 49% is owned by multiple sources.
- (168) The remaining 49% is owned by multiple sources.
- (169) The remaining 50% is owned by multiple sources.
- (170) The remaining 40.41% is owned by multiple sources.
- (171) The remaining 44.49% is owned by multiple sources.
- (172) The remaining 49% is owned by multiple sources.
- (173-218) TBD
- (219) The remaining 49% is owned by multiple sources.
- (220) The remaining 50% is owned by multiple sources.
- (221) Hygeia Corporation, a Delaware corporation, acquired a 1.28978% ownership interest in FMG Holdings LLC, a Delaware limited liability company.
- (223) The remaining 41.06% is owned by multiple sources.
- (224) The remaining 49% is owned by multiple sources.
- (225) The remaining 48.7% is owned by multiple sources.
- (226) The remaining 31.14% is owned by multiple sources.
- (227) The remaining 49% is owned by multiple sources.
- (228) The remaining 49% is owned by multiple sources.
- (229) The remaining 35.75% is owned by multiple sources.
- (230) TBD
- (231) The remaining 49% is owned by multiple sources.
- (232) The remaining 46.55 is owned by multiple sources.
- (233) The remaining 49% is owned by multiple sources.
- (234) The remaining 26% is owned by multiple sources.
- (235) The remaining 47.42% is owned by multiple sources
- (236) The remaining 1.77% is owned by external shareholders.
- (237) The remaining 0.1% is owned by Inversiones Clínicas Santa María S.A.
- (238) Minority ownership is held by third party shareholders. Corporate name is Inmobiliaria Santa María S.A.
- (239) The remaining 0.0001% is owned by Clínica Dávila y Servicios Médicos S.A.
- (240) Constructora Inmobiliaria Megapoq S.A owns 1 share.
- (241) The remaining 0.0001% is owned by Saden S.A.
- (242) Minority ownership is held by several third party shareholders.
- (243) In accordance to a capital increase executed on 2018, Clínica Santa María S.A. owns 99.9% of the shares. Minority ownership is held by Sociedad de Inversiones Santa María S.A.
- (244) The remaining 0.2569% is owned by Clínica Dávila y Servicios Médicos S.A.
- (245) The remaining 0.8238% is owned by Clínica Santa María S.A.
- (246) The remaining 0.009% is owned by Clínica Santa María S.A.
- (247) The remaining 0.10% is owned by Clínica Santa María S.A.
- (248) The remaining 50% is owned by Clínica Santa María S.A.
- (249) The remaining 1% is owned by Servicios Integrados de Salud Ltda.
- (250) The remaining 1% is owned by Servicios Integrados de Salud Ltda.
- (251) The remaining 0.1% is owned by Inmobiliaria Apoquindo 3600 Ltda.
- (252) The remaining 0.02% is owned by Saden S.A.
- (253) The remaining 0.0001% is owned by Saden S.A.
- (254) The remaining 0.159% is owned by Saden S.A.
- (255) The remaining 0.01% is owned by Saden S.A.
- (256) The remaining 0.01% is owned by Clínica Dávila y Servicios Médicos S.A.
- (257) The remaining 25.75% is owned by several third party shareholders.
- (258) The remaining 6.55% is owned by third party shareholders.
- (259) The remaining 0.1% is owned by Servicios Amed Quilpué S.A.

SCHEDULE Y – INFORMATION CONCERNING ACTIVITIES OF INSURER MEMBERS OF A HOLDING COMPANY GROUP
PART 1 – ORGANIZATIONAL CHART

Notes

All legal entities on the Organization Chart are Corporations unless otherwise indicated.

- (260) The remaining 0.1% is owned by Laboratorios Médicos Amed Quilpué S.A.
- (261) The remaining 50% is owned by Gorki Osorio Vargas (25%) and Danilo Valderrama Torrealba (25%).
- (262) The remaining 0.1% is owned by Simón Sacks Link.
- (263) The remaining 15.5% is owned by third party shareholders.
- (264) The remaining 6.66% is owned by Centromed Quilpué S.A.
- (265) The remaining 0.000065% is owned by Clínica Dávila y Servicios Médicos S.A.
- (266) The remaining 0.0001% is owned by Banmédica S.A.
- (267) The remaining 1% is owned by Saden S.A.
- (268) The remaining 0.0001% is owned by Banmédica S.A.
- (269) The remaining 1% is owned by Saden S.A.
- (270) The remaining 0.0001% is owned by Banmédica S.A.
- (271) The remaining 1% is owned by Saden S.A.
- (272) Inmobiliaria Megapoc S.A owns 1 share (0.0000%)
- (273) The remaining 7.62% is owned by Banmédica Colombia S.A. (7.619%), Juan Guillermo Ruiz (0.000142%) and Servicios Legales Corporativos Ltda. (0.000142%).
- (274) No information of the minority shareholder(s) has been provided.
- (275) No information of the minority shareholder(s) has been provided.
- (276) No information of the minority shareholder(s) has been provided.
- (277) No information of the minority shareholder(s) has been provided.
- (278) The other shareholder, with the other 50% is El Pacifico-Peruano Suiza Compañía de Seguros y Reaseguros S.A., part of the Credicorp Group
- (279) No information of the minority shareholder(s) has been provided.
- (280) No information of the minority shareholder(s) has been provided.
- (281) No information of the minority shareholder(s) has been provided.
- (282) No information of the minority shareholder(s) has been provided.
- (283) No information of the minority shareholder(s) has been provided.
- (284) No information of the minority shareholder(s) has been provided.
- (285) No information of the minority shareholder(s) has been provided.
- (286) The remaining 0.0001% is owned by Clínica Dávila y Servicios Médicos S.A.
- (287) The remaining 0.00004% is owned by Saden S.A.
- (288) The remaining 0.00004% is owned by Saden S.A.
- (289) The remaining 0.0017% is owned by Saden S.A.
- (290) The remaining 0.0001% is owned by Saden S.A.
- (291) The remaining 0.08% is owned by Clínica Dávila y Servicios Médicos S.A.
- (292) TBD
- (293) No information of the other shareholder(s) has been provided.
- (294) The remaining 0.3% is owned by Inmobiliaria Apoquindo 3001 S.A.

- (294) Inmobiliaria Megapoc S.A owns 1 share (0.0000%)
- (295) The remaining 0.0001% is owned by Saden S.A.
- (296) The remaining 0.0008% is owned by Vida Tres Internacional S.A.
- (297) The remaining 0.01% is owned by Saden S.A.
- (298) Currently undergoing a liquidation procedure
- (299) No information of the other shareholder(s) has been provided
- (300) No information of the other shareholder(s) has been provided
- (301) Banmédica S.A. owns 9.67% and Promotora del Country S.A. (Colombia) owns 0.23%. This Patrimony has two business units (Country and Hill).
- (302) The remaining 49.2% is owned by third party shareholders.
- (303) The remaining 49% is owned by multiple sources.
- (304) The remaining 49% is owned by multiple sources
- (305) The remaining 27.47% is owned by multiple sources
- (306) The remaining 49% is owned by multiple sources
- (307) The remaining 50% is owned by multiple sources.
- (308) The remaining 33% is owned by multiple sources.
- (309) The remaining 44.64% is owned by multiple sources.
- (310) The remaining 19.9% is owned by an external third party.
- (311) This entity is a minority-owned entity for which the ultimate owner, UnitedHealth Group, Inc., is deemed to have influence over the entity. The remaining ownership is by a non-affiliated entity or entities.
- (312) The remaining 45.7% is owned by multiple sources.
- (313) The remaining 42% is owned by OptumRx Health Solutions, LLC.

STATEMENT AS OF MARCH 31, 2019 OF THE UnitedHealthcare Plan of the River Valley, Inc.

SCHEDULE Y

PART 1A - DETAIL OF INSURANCE HOLDING COMPANY SYSTEM

1	2	3	4	5	6	7	8	9	10	11	12	13	14	15	16
Group Code	Group Name	NAIC Company Code	ID Number	Federal RSSD	CIK	Name of Securities Exchange if Publicly Traded (U.S. or International)	Names of Parent, Subsidiaries Or Affiliates	Domiciliary Location	Relationship to Reporting Entity	Directly Controlled by (Name of Entity/Person)	Type of Control (Ownership, Board, Management, Attorney-in-Fact, Influence, Other)	If Control is Ownership Provide Percentage	Ultimate Controlling Entity(ies)/Person(s)	Is an SCA Filing Required? (Y/N)	*
		.0000	98-1308130				1070715 B.C. Unlimited Liability Company	..CAN	..NIA	OptumRx Group Holdings, Inc.	Ownership	100.000	UnitedHealth Group Incorporated		
		.0000	27-2624551				310 Canyon Medical, LLC	..CA	..NIA	Monarch Management Services, Inc.	Ownership	100.000	UnitedHealth Group Incorporated		
		.0000	35-2607738				5995 Minnetonka, LLC	..DE	..NIA	UnitedHealthcare Insurance Company	Ownership	100.000	UnitedHealth Group Incorporated		
		.0000	98-1401978				ABCO India Private Limited	..IND	..NIA	ABCO International Holdings, LLC	Ownership	99.065	UnitedHealth Group Incorporated		
		.0000	98-1401978				ABCO India Private Limited	..IND	..NIA	The Advisory Board Company	Ownership	0.935	UnitedHealth Group Incorporated		
		.0000	74-2819189				ABCO International Holdings, LLC	..DE	..NIA	The Advisory Board Company	Ownership	100.000	UnitedHealth Group Incorporated		
		.0000	74-2943370				Access Administrators, Inc.	..TX	..NIA	Access HealthSource, Inc.	Ownership	100.000	UnitedHealth Group Incorporated		
		.0000	74-2843073				Access HealthSource Administrators, Inc.	..TX	..NIA	Access HealthSource, Inc.	Ownership	100.000	UnitedHealth Group Incorporated		
		.0000	41-1913523				Access HealthSource, Inc.	..TX	..NIA	HealthSCOPE Benefits, Inc.	Ownership	100.000	UnitedHealth Group Incorporated		
		.0000	27-0015861				ACN Group IPA of New York, Inc.	..NY	..NIA	OptumHealth Care Solutions, LLC	Ownership	100.000	UnitedHealth Group Incorporated		
		.0000	98-1446128				ACN Group of California, Inc.	..CA	..IA	OptumHealth Care Solutions, LLC	Ownership	100.000	UnitedHealth Group Incorporated		
		.0000	98-1446125				Administradora Clínica La Colina S.A.S.	..COL	..NIA	Banmédica Internacional SpA	Ownership	50.000	UnitedHealth Group Incorporated		.1
		.0000	98-1451601				Administradora Country S.A.	..COL	..NIA	Banmédica S.A.	Ownership	50.000	UnitedHealth Group Incorporated		.1
		.0000	20-2598653				Administradora Médica Centromed S.A.	..CHL	..NIA	Vidaintegra S.A.	Ownership	74.250	UnitedHealth Group Incorporated		.2
		.0000	26-4093335				Advanced Pharma, Inc.	..TX	..NIA	Apothecary Holdings, Inc.	Ownership	100.000	UnitedHealth Group Incorporated		
		.0000	74-2642393				Advanced Surgical Hospital, LLC	..PA	..NIA	SCA Southwestern PA, LLC	Ownership	53.450	UnitedHealth Group Incorporated		.2
		.0000	47-5337115				Advantage Care Network, Inc.	..TX	..NIA	Access HealthSource, Inc.	Ownership	100.000	UnitedHealth Group Incorporated		
		.0000	47-5337115				Advocate Condell Ambulatory Surgery Center, LLC	..IL	..NIA	Advocate-SCA Partners, LLC	Ownership	59.645	UnitedHealth Group Incorporated		.2
		.0000	47-4012497				Advocate Sherman Ambulatory Surgery Center, LLC	..IL	..NIA	Advocate-SCA Partners, LLC	Ownership	100.000	UnitedHealth Group Incorporated		
		.0000	36-4437931				Advocate Southwest Ambulatory Surgery Center, LLC	..IL	..NIA	Advocate-SCA Partners, LLC	Ownership	51.000	UnitedHealth Group Incorporated		.2
		.0000	47-4012497				Advocate-SCA Partners, LLC	..DE	..NIA	SCA-Illinois, LLC	Ownership	51.000	UnitedHealth Group Incorporated		.2
		.0000	45-4171713				Aeromil Táxi Aéreo Ltda.	..BRA	..NIA	Anil Assistência Médica Internacional S.A.	Influence	20.000	UnitedHealth Group Incorporated		.5
		.0000	35-2109566				AHN Accountable Care Organization, LLC	..IN	..NIA	American Health Network of Indiana, LLC	Ownership	100.000	UnitedHealth Group Incorporated		
		.0000	35-2582899				AHN Central Services, LLC	..IN	..NIA	AHN Target Holdings, LLC	Ownership	100.000	UnitedHealth Group Incorporated		
		.0000	92-0175856				AHN Target Holdings, LLC	..DE	..NIA	Collaborative Care Holdings, LLC	Ownership	80.100	UnitedHealth Group Incorporated		.2
		.0000	92-0080881				Alaska Spine Center, LLC	..AK	..NIA	Alaska Surgery Center, Limited Partnership	Influence	100.000	UnitedHealth Group Incorporated		.5
		.0000	93-0982396				Alaska Surgery Center, Inc.	..AK	..NIA	SC Affiliates, LLC	Ownership	100.000	UnitedHealth Group Incorporated		
		.0000	98-1447435				Alaska Surgery Center, Limited Partnership	..AK	..NIA	Alaska Surgery Center, Inc.	Influence	37.845	UnitedHealth Group Incorporated		.5
.0707	UnitedHealth Group Incorporated	82406	35-1665915				Aliansalud Entidad Promotora de Salud S.A.	..COL	..IA	Banmédica S.A.	Ownership	76.290	UnitedHealth Group Incorporated		
		.0000	35-1744596				All Savers Insurance Company	..IN	..IA	Golden Rule Financial Corporation	Ownership	100.000	UnitedHealth Group Incorporated		
.0707	UnitedHealth Group Incorporated	73130	35-1744596				All Savers Life Insurance Company of California	..CA	..IA	Golden Rule Financial Corporation	Ownership	100.000	UnitedHealth Group Incorporated		
		.0000	27-1367127				Alliance Surgical Center, LLC	..FL	..NIA	SCA-Alliance, LLC	Ownership	51.290	UnitedHealth Group Incorporated		.2
		.0000	63-1231942				Aloha Surgical Center, LLC	..TN	..NIA	Surgery Center of Maui, LLC	Ownership	74.000	UnitedHealth Group Incorporated		.2
		.0000	65-1095227				Ambient Healthcare, Inc.	..FL	..NIA	Ambient Holdings, Inc.	Ownership	100.000	UnitedHealth Group Incorporated		
		.0000	45-2161438				Ambient Holdings, Inc.	..DE	..NIA	BriovaRx Infusion Services, Inc.	Ownership	100.000	UnitedHealth Group Incorporated		
		.0000	45-4770582				American Health Network of Indiana Care Organization, LLC	..IN	..NIA	AHN Target Holdings, LLC	Ownership	80.100	UnitedHealth Group Incorporated		.2
		.0000	35-1930805				American Health Network of Indiana II, LLC	..IN	..NIA	AHN Target Holdings, LLC	Ownership	100.000	UnitedHealth Group Incorporated		
.0707	UnitedHealth Group Incorporated	52623	35-2108729				American Health Network of Indiana, LLC	..IN	..IA	AHN Target Holdings, LLC	Ownership	100.000	UnitedHealth Group Incorporated		
		.0000	45-4132160				American Health Network of Ohio Care Organization, LLC	..OH	..NIA	AHN Target Holdings, LLC	Ownership	100.000	UnitedHealth Group Incorporated		
		.0000	31-1424956				American Health Network of Ohio II, LLC	..OH	..NIA	AHN Target Holdings, LLC	Ownership	100.000	UnitedHealth Group Incorporated		
		.0000	54-1743136				American Health Network of Ohio, LLC	..OH	..NIA	AHN Target Holdings, LLC	Ownership	100.000	UnitedHealth Group Incorporated		
		.0000	54-1743141				AmeriChoice Corporation	..DE	..NIA	UnitedHealth Group Incorporated	Ownership	100.000	UnitedHealth Group Incorporated		
.0707	UnitedHealth Group Incorporated	95497	22-3368602				AmeriChoice Health Services, Inc.	..DE	..NIA	AmeriChoice Corporation	Ownership	100.000	UnitedHealth Group Incorporated		
		.0000	98-1108620				AmeriChoice of New Jersey, Inc.	..NJ	..IA	AmeriChoice Corporation	Ownership	100.000	UnitedHealth Group Incorporated		
		.0000	98-1108620				Amico Saúde Ltda.	..BRA	..NIA	Santa Helena Assistência Médica S.A.	Ownership	98.920	UnitedHealth Group Incorporated		.2

STATEMENT AS OF MARCH 31, 2019 OF THE UnitedHealthcare Plan of the River Valley, Inc.

SCHEDULE Y
PART 1A - DETAIL OF INSURANCE HOLDING COMPANY SYSTEM

1	2	3	4	5	6	7	8	9	10	11	12	13	14	15	16
Group Code	Group Name	NAIC Company Code	ID Number	Federal RSSD	CIK	Name of Securities Exchange if Publicly Traded (U.S. or International)	Names of Parent, Subsidiaries Or Affiliates	Domiciliary Location	Relationship to Reporting Entity	Directly Controlled by (Name of Entity/Person)	Type of Control (Ownership, Board, Management, Attorney-in-Fact, Influence, Other)	If Control is Ownership Provide Percentage	Ultimate Controlling Entity(ies)/Person(s)	Is an SCA Filing Required? (Y/N)	*
		.00000	98-1108620				Amico Saúde Ltda.	BRA	NIA	Cemed Care – Empresa de Atendimento Clínico Geral Ltda.	Ownership	1.072	UnitedHealth Group Incorporated		2
		.00000					Amil Assistência Médica Internacional S.A.	BRA	IA	Polar II Fundo de Investimento em Participações Multiestrategia	Ownership	91.810	UnitedHealth Group Incorporated		2
		.00000	98-1109085				Amil Clinical Research Participações Ltda.	BRA	NIA	Esho – Empresa de Serviços Hospitalares S.A.	Ownership	99.950	UnitedHealth Group Incorporated		
		.00000	98-1109085				Amil Clinical Research Participações Ltda.	BRA	NIA	Cemed Care – Empresa de Atendimento Clínico Geral Ltda.	Ownership	0.050	UnitedHealth Group Incorporated		
		.00000	98-1138212				AMIL International	LUX	NIA	Amil Assistência Médica Internacional S.A.	Ownership	100.000	UnitedHealth Group Incorporated		
		.00000	98-1454564				Análisis Clínicos ML S.A.C.	PER	NIA	Pacífico S.A. Entidad Prestadora de Salud.	Ownership	99.990	UnitedHealth Group Incorporated		1
		.00000	36-4210293				Antelope Valley Surgery Center, L.P.	CA	NIA	NSC Lancaster, LLC	Ownership	90.490	UnitedHealth Group Incorporated		2
		.00000	26-3913051				Apothecary Holdings, Inc.	DE	NIA	OptumRx Holdings, LLC	Ownership	100.000	UnitedHealth Group Incorporated		
		.00000	86-0960334				Apothecary Shop of Phoenix, Inc.	AZ	NIA	Apothecary Holdings, Inc.	Ownership	100.000	UnitedHealth Group Incorporated		
		.00000	14-1890491				AppleCare Hospitalists Medical Group, Inc.	CA	NIA	Physician(s) owned	Influence	0.000	UnitedHealth Group Incorporated		4
		.00000	45-2852872				AppleCare Medical ACO, LLC	CA	NIA	AppleCare Medical Group, Inc	Influence	0.000	UnitedHealth Group Incorporated		4
		.00000	33-0845269				AppleCare Medical Group St. Francis, Inc.	CA	NIA	Physician(s) owned	Influence	0.000	UnitedHealth Group Incorporated		4
		.00000	33-0898174				AppleCare Medical Group, Inc.	CA	NIA	Physician(s) owned	Influence	0.000	UnitedHealth Group Incorporated		4
		.00000	27-2068687				AppleCare Medical Management, LLC	DE	NIA	Collaborative Care Holdings, LLC	Ownership	100.000	UnitedHealth Group Incorporated		
		.00000					APS – Assistência Personalizada à Saúde Ltda.	BRA	IA	Santa Helena Assistência Médica S.A.	Ownership	99.990	UnitedHealth Group Incorporated		
		.00000					APS – Assistência Personalizada à Saúde Ltda.	BRA	IA	Amil Assistência Médica Internacional S.A.	Ownership	0.010	UnitedHealth Group Incorporated		
		.00000	98-1399975				Aquitania Chilean Holding SpA	CHL	NIA	Bordeaux UK Holdings II Limited	Ownership	100.000	UnitedHealth Group Incorporated		
		.00000	75-2285078				Arcadia Outpatient Surgery Center, L.P.	CA	NIA	Surgicenters of Southern California, Inc.	Influence	37.000	UnitedHealth Group Incorporated		5
		.00000	46-4843100				Arise Physician Group	TX	NIA	SCA Austin Holdings, LLC	Ownership	100.000	UnitedHealth Group Incorporated		
		.00000	86-0813232				Arizona Physicians IPA, Inc.	AZ	IA	UnitedHealthcare, Inc.	Ownership	100.000	UnitedHealth Group Incorporated		
		.00000	75-2055800				Arlington Surgery Center, LLC	TX	NIA	THR-SCA Holdings, LLC	Influence	52.754	UnitedHealth Group Incorporated		5
		.00000	46-3907136				ASC Holdings of New Jersey, LLC	NJ	NIA	SC Affiliates, LLC	Ownership	100.000	UnitedHealth Group Incorporated		
		.00000	95-4348431				ASC Network, LLC	DE	NIA	Surgical Care Affiliates, LLC	Ownership	100.000	UnitedHealth Group Incorporated		
		.00000	20-8970704				ASC Operators, LLC	CA	NIA	Surgery Centers-West Holdings, LLC	Influence	49.000	UnitedHealth Group Incorporated		5
		.00000	27-1724489				ASC Operators-East Bay, LLC	CA	NIA	SCA Pacific Holdings, Inc.	Influence	49.000	UnitedHealth Group Incorporated		5
		.00000	27-5447186				ASC Operators-San Francisco, LLC	CA	NIA	SCA Pacific Holdings, Inc.	Influence	49.000	UnitedHealth Group Incorporated		5
		.00000	27-2673776				ASC Operators-San Luis Obispo, LLC	CA	NIA	SCA-San Luis Obispo, LLC	Influence	49.000	UnitedHealth Group Incorporated		5
		.00000	26-3386169				ASC Operators-Santa Rosa, LLC	CA	NIA	SCA-Santa Rosa, Inc.	Influence	39.000	UnitedHealth Group Incorporated		5
		.00000	46-1537479				ASC Operators-South Bay, LLC	CA	NIA	SCA Pacific Holdings, Inc.	Influence	49.000	UnitedHealth Group Incorporated		5
		.00000	90-0369702				AST Global, LLC	TX	NIA	FrontierMEDX, Inc.	Ownership	100.000	UnitedHealth Group Incorporated		
		.00000	04-3403101				Aspectus, Inc.	MA	NIA	Physician(s) owned	Influence	0.000	UnitedHealth Group Incorporated		4
		.00000	26-3878957				AssuranceRx, LLC	AL	NIA	BriovaRx, LLC	Ownership	100.000	UnitedHealth Group Incorporated		
		.00000	45-4014891				Athens ASC Holdings, LLC	GA	NIA	SCA Athens, LLC	Ownership	58.420	UnitedHealth Group Incorporated		2
		.00000	47-0990056				Audax Health Solutions, LLC	DE	NIA	Rally Health, Inc.	Ownership	100.000	UnitedHealth Group Incorporated		
		.00000	58-2028767				Austin Center for Outpatient Surgery, L.P.	GA	NIA	SHC Austin, Inc.	Ownership	51.000	UnitedHealth Group Incorporated		2
		.00000	27-2869469				Avella of Austin, Inc.	AZ	NIA	Apothecary Holdings, Inc.	Ownership	100.000	UnitedHealth Group Incorporated		
		.00000	14-1971726				Avella of Columbus, Inc.	AZ	NIA	Apothecary Holdings, Inc.	Ownership	100.000	UnitedHealth Group Incorporated		
		.00000	13-4318552				Avella of Deer Valley, Inc.	AZ	NIA	Apothecary Holdings, Inc.	Ownership	100.000	UnitedHealth Group Incorporated		
		.00000	45-5239373				Avella of Denver, Inc.	AZ	NIA	Apothecary Holdings, Inc.	Ownership	100.000	UnitedHealth Group Incorporated		
		.00000	86-1044713				Avella of Gilbert, Inc.	AZ	NIA	Apothecary Holdings, Inc.	Ownership	100.000	UnitedHealth Group Incorporated		
		.00000	26-4241458				Avella of Las Vegas II, Inc.	AZ	NIA	Apothecary Holdings, Inc.	Ownership	100.000	UnitedHealth Group Incorporated		
		.00000	46-0609947				Avella of Orlando, Inc.	AZ	NIA	Apothecary Holdings, Inc.	Ownership	100.000	UnitedHealth Group Incorporated		
		.00000	26-0583808				Avella of Phoenix III, Inc.	AZ	NIA	Apothecary Holdings, Inc.	Ownership	100.000	UnitedHealth Group Incorporated		
		.00000	27-0121303				Avella of Sacramento, Inc.	CA	NIA	Apothecary Holdings, Inc.	Ownership	100.000	UnitedHealth Group Incorporated		
		.00000	86-0819588				Avella of Scottsdale, Inc.	AZ	NIA	Apothecary Holdings, Inc.	Ownership	100.000	UnitedHealth Group Incorporated		
		.00000	27-1688911				Avella of St. Louis, Inc.	AZ	NIA	Apothecary Holdings, Inc.	Ownership	100.000	UnitedHealth Group Incorporated		
		.00000	36-4435924				Avella of Tampa, LLC	FL	NIA	Apothecary Holdings, Inc.	Ownership	100.000	UnitedHealth Group Incorporated		

STATEMENT AS OF MARCH 31, 2019 OF THE UnitedHealthcare Plan of the River Valley, Inc.

SCHEDULE Y
PART 1A - DETAIL OF INSURANCE HOLDING COMPANY SYSTEM

1	2	3	4	5	6	7	8	9	10	11	12	13	14	15	16
Group Code	Group Name	NAIC Company Code	ID Number	Federal RSSD	CIK	Name of Securities Exchange if Publicly Traded (U.S. or International)	Names of Parent, Subsidiaries Or Affiliates	Domiciliary Location	Relationship to Reporting Entity	Directly Controlled by (Name of Entity/Person)	Type of Control (Ownership, Board, Management, Attorney-in-Fact, Influence, Other)	If Control is Ownership Provide Percentage	Ultimate Controlling Entity(ies)/Person(s)	Is an SCA Filing Required? (Y/N)	*
		.00000	20-3253658				Avella of Tucson II, Inc.	AZ	NIA	Apothecary Holdings, Inc.	Ownership	100.000	UnitedHealth Group Incorporated		
		.00000	86-1044712				Avella of Tucson, Inc.	AZ	NIA	Apothecary Holdings, Inc.	Ownership	100.000	UnitedHealth Group Incorporated		
		.00000	35-2563332				Avella Patient Access Program, Inc.	AZ	NIA	Apothecary Holdings, Inc.	Ownership	100.000	UnitedHealth Group Incorporated		
		.00000	20-4057813				Aveta Inc.	DE	NIA	Collaborative Care Holdings, LLC	Ownership	100.000	UnitedHealth Group Incorporated		
		.00000	30-0842394				AxelaCare Intermediate Holdings, LLC	DE	NIA	OptumRx, Inc.	Ownership	100.000	UnitedHealth Group Incorporated		
		.00000	61-1708598				AxelaCare, LLC	DE	NIA	AxelaCare Intermediate Holdings, LLC	Ownership	100.000	UnitedHealth Group Incorporated		
		.00000	72-1097827				B.R.A.S.S. Partnership in Commendam	LA	NIA	Surgery Center Holding, LLC	Ownership	67.940	UnitedHealth Group Incorporated		2
		.00000	98-1462787				Banmedica Colombia SpA	COL	NIA	Banmedica Internacional SpA	Ownership	100.000	UnitedHealth Group Incorporated		
		.00000	98-1444151				Banmedica Internacional SpA	CHL	NIA	Banmedica S.A.	Ownership	99.000	UnitedHealth Group Incorporated		
		.00000	98-1444151				Banmedica Internacional SpA	CHL	NIA	Saden S.A.	Ownership	1.000	UnitedHealth Group Incorporated		
		.00000	98-1444127				Banmedica S.A.	CHL	NIA	Bordeaux Holding SpA	Ownership	98.229	UnitedHealth Group Incorporated		2
		.00000	26-1192066				Barranca Surgery Center, LLC	DE	NIA	Beach Surgical Holdings LLC	Influence	51.000	UnitedHealth Group Incorporated		5
		.00000	47-2083076				Beach Surgical Holdings II LLC	CA	NIA	SCA Surgicare of Laguna Hills, LLC	Influence	49.000	UnitedHealth Group Incorporated		5
		.00000	47-4504390				Beach Surgical Holdings III, LLC	CA	NIA	Surgicare of La Veta, Inc.	Ownership	68.860	UnitedHealth Group Incorporated		2
		.00000	37-1708521				Beach Surgical Holdings LLC	CA	NIA	SCA Surgicare of Laguna Hills, LLC	Influence	49.000	UnitedHealth Group Incorporated		5
		.00000	88-0267857				Behavioral Healthcare Options, Inc.	NV	NIA	Sierra Health Services, Inc.	Ownership	100.000	UnitedHealth Group Incorporated		
		.00000	75-2196889				Belleville Surgical Center, Ltd., an Illinois Limited Partnership	IL	NIA	Surgicare of Belleville, LLC	Ownership	61.200	UnitedHealth Group Incorporated		2
		.00000	42-1485537				Benefit Administration for the Self Employed, L.L.C.	IA	NIA	HealthMarkets, LLC	Ownership	80.000	UnitedHealth Group Incorporated		2
		.00000	46-1134506				Benefitter Insurance Solutions, Inc.	DE	NIA	HealthMarkets Insurance Agency, Inc.	Ownership	100.000	UnitedHealth Group Incorporated		
		.00000	22-3858211				Bexar Imaging Center, LLC	TX	NIA	WellMed Networks, Inc.	Influence	0.000	UnitedHealth Group Incorporated		4
		.00000	63-0984076				Birmingham Outpatient Surgery Center, Ltd., an Alabama Limited Partnership	AL	NIA	Birmingham Outpatient Surgical Center, LLC	Influence	30.220	UnitedHealth Group Incorporated		5
		.00000	63-0847380				Birmingham Outpatient Surgical Center, LLC	DE	NIA	Surgery Center Holding, LLC	Ownership	100.000	UnitedHealth Group Incorporated		
		.00000	05-0359457				Blackstone Valley Surgicare GP, LLC	DE	NIA	Surgery Center Holding, LLC	Ownership	100.000	UnitedHealth Group Incorporated		
		.00000	62-1530122				Blue Ridge Day Surgery Center, L.P.	TN	NIA	Blue Ridge GP, LLC	Influence	38.208	UnitedHealth Group Incorporated		5
		.00000	27-2241593				Blue Ridge GP, LLC	NC	NIA	SCA-Blue Ridge, LLC	Ownership	100.000	UnitedHealth Group Incorporated		
		.00000	65-0241934				Boca Raton Outpatient Surgery & Laser Center, Ltd.	FL	NIA	Surgery Center of Boca Raton, Inc.	Influence	20.000	UnitedHealth Group Incorporated		5
		.00000	65-0241934				Boca Raton Outpatient Surgery & Laser Center, Ltd.	FL	NIA	Surgery Center of Boca Raton, Inc.	Influence	10.000	UnitedHealth Group Incorporated		5
		.00000	98-1396690				Bordeaux (Barbados) Holdings I, SRL	BRB	NIA	UnitedHealth Group International L.P.	Ownership	100.000	UnitedHealth Group Incorporated		
		.00000	98-1396559				Bordeaux (Barbados) Holdings II, SRL	BRB	NIA	Bordeaux (Barbados) Holdings I, SRL	Ownership	100.000	UnitedHealth Group Incorporated		
		.00000	98-1403634				Bordeaux (Barbados) Holdings III, SRL	BRB	NIA	Bordeaux (Barbados) Holdings II, SRL	Ownership	100.000	UnitedHealth Group Incorporated		
		.00000	98-1398490				Bordeaux Holding SpA	CHL	NIA	Aquitania Chilean Holding SpA	Ownership	100.000	UnitedHealth Group Incorporated		
		.00000	82-3147824				Bordeaux International Holdings, Inc.	DE	NIA	UnitedHealth Group Incorporated	Ownership	100.000	UnitedHealth Group Incorporated		
		.00000	98-1390574				Bordeaux UK Holdings I Limited	GBR	NIA	Bordeaux International Holdings, Inc.	Ownership	100.000	UnitedHealth Group Incorporated		
		.00000	98-1391914				Bordeaux UK Holdings II Limited	GBR	NIA	Bordeaux UK Holdings I Limited	Ownership	100.000	UnitedHealth Group Incorporated		
		.00000	98-1389224				Bordeaux UK Holdings III Limited	GBR	NIA	Bordeaux UK Holdings II Limited	Ownership	100.000	UnitedHealth Group Incorporated		
		.00000	45-4147343				BOSC Holdings, LLC		NIA	SCA BOSC Holdings, LLC	Influence	49.000	UnitedHealth Group Incorporated		5
		.00000	98-1112673				Bosque Medical Center Ltda.	BRA	NIA	Amil Assistencia Médica Internacional S.A.	Ownership	82.648	UnitedHealth Group Incorporated		
		.00000	98-1112673				Bosque Medical Center Ltda.	BRA	NIA	Esho - Empresa de Serviços Hospitalares S.A.	Ownership	17.352	UnitedHealth Group Incorporated		
		.00000	20-2387834				Brandon Ambulatory Surgery Center, LC	FL	NIA	SCA-Brandon, LLC	Ownership	54.540	UnitedHealth Group Incorporated		2
		.00000	11-2997132				BriovaRx Infusion Services 100, Inc.	NY	NIA	BriovaRx Infusion Services, Inc.	Ownership	100.000	UnitedHealth Group Incorporated		
		.00000	11-3485985				BriovaRx Infusion Services 101, Inc.	NY	NIA	BriovaRx Infusion Services 100, Inc.	Ownership	100.000	UnitedHealth Group Incorporated		
		.00000	90-0884047				BriovaRx Infusion Services 102, LLC	DE	NIA	BriovaRx Infusion Services, Inc.	Ownership	100.000	UnitedHealth Group Incorporated		
		.00000	27-1533840				BriovaRx Infusion Services 103, LLC	DE	NIA	Serquinox Holdings LLC	Ownership	100.000	UnitedHealth Group Incorporated		
		.00000	57-0861358				BriovaRx Infusion Services 200, Inc.	SC	NIA	Ambient Healthcare, Inc.	Ownership	100.000	UnitedHealth Group Incorporated		
		.00000	55-0802777				BriovaRx Infusion Services 201, Inc.	FL	NIA	Ambient Healthcare, Inc.	Ownership	100.000	UnitedHealth Group Incorporated		
		.00000	20-4881413				BriovaRx Infusion Services 202, Inc.	FL	NIA	Ambient Healthcare, Inc.	Ownership	100.000	UnitedHealth Group Incorporated		
		.00000	33-1012700				BriovaRx Infusion Services 203, Inc.	FL	NIA	Ambient Healthcare, Inc.	Ownership	100.000	UnitedHealth Group Incorporated		

STATEMENT AS OF MARCH 31, 2019 OF THE UnitedHealthcare Plan of the River Valley, Inc.

SCHEDULE Y
PART 1A - DETAIL OF INSURANCE HOLDING COMPANY SYSTEM

1	2	3	4	5	6	7	8	9	10	11	12	13	14	15	16
Group Code	Group Name	NAIC Company Code	ID Number	Federal RSSD	CIK	Name of Securities Exchange if Publicly Traded (U.S. or International)	Names of Parent, Subsidiaries Or Affiliates	Domi-ciliary Location	Relation-ship to Reporting Entity	Directly Controlled by (Name of Entity/Person)	Type of Control (Ownership, Board, Management, Attorney-in-Fact, Influence, Other)	If Control is Ownership Provide Percentage	Ultimate Controlling Entity(ies)/Person(s)	Is an SCA Filing Re-quired? (Y/N)	*
		.0000	55-0802774				BriovaRx Infusion Services 204, Inc.	FL	NIA	Ambient Healthcare, Inc.	Ownership	100.000	UnitedHealth Group Incorporated		
		.0000	26-3738273				BriovaRx Infusion Services 205, Inc.	FL	NIA	Ambient Healthcare, Inc.	Ownership	100.000	UnitedHealth Group Incorporated		
		.0000	63-1284325				BriovaRx Infusion Services 206, Inc.	AL	NIA	Ambient Healthcare, Inc.	Ownership	100.000	UnitedHealth Group Incorporated		
		.0000	63-0964525				BriovaRx Infusion Services 207, Inc.	AL	NIA	BriovaRx Infusion Services 206, Inc.	Ownership	100.000	UnitedHealth Group Incorporated		
		.0000	20-4963945				BriovaRx Infusion Services 208, Inc.	NC	NIA	Ambient Healthcare, Inc.	Ownership	100.000	UnitedHealth Group Incorporated		
		.0000	55-0802779				BriovaRx Infusion Services 209, Inc.	GA	NIA	Ambient Healthcare, Inc.	Ownership	100.000	UnitedHealth Group Incorporated		
		.0000	75-2196224				BriovaRx Infusion Services 301, LP	OK	NIA	BriovaRx Infusion Services, Inc.	Ownership	99.950	UnitedHealth Group Incorporated		
		.0000	75-2196224				BriovaRx Infusion Services 301, LP	OK	NIA	BriovaRx Infusion Services 305, LLC	Ownership	0.050	UnitedHealth Group Incorporated		
		.0000	27-0668812				BriovaRx Infusion Services 302, LLC	NE	NIA	BriovaRx Infusion Services, Inc.	Ownership	100.000	UnitedHealth Group Incorporated		
		.0000	26-2565032				BriovaRx Infusion Services 305, LLC	DE	NIA	BriovaRx Infusion Services, Inc.	Ownership	100.000	UnitedHealth Group Incorporated		
		.0000	20-3741084				BriovaRx Infusion Services 308, LLC	AZ	NIA	SCP Specialty Infusion, LLC	Ownership	100.000	UnitedHealth Group Incorporated		
		.0000	02-0653265				BriovaRx Infusion Services 401, LLC	CA	NIA	SCP Specialty Infusion, LLC	Ownership	100.000	UnitedHealth Group Incorporated		
		.0000	26-4312858				BriovaRx Infusion Services 402, LLC	CA	NIA	SCP Specialty Infusion, LLC	Ownership	100.000	UnitedHealth Group Incorporated		
		.0000	47-0941801				BriovaRx Infusion Services 403, LLC	CA	NIA	SCP Specialty Infusion, LLC	Ownership	100.000	UnitedHealth Group Incorporated		
		.0000	93-1103256				BriovaRx Infusion Services 404, LLC	OR	NIA	SCP Specialty Infusion, LLC	Ownership	100.000	UnitedHealth Group Incorporated		
		.0000	27-3918706				BriovaRx Infusion Services, Inc.	DE	NIA	AxelaCare, LLC	Ownership	100.000	UnitedHealth Group Incorporated		
		.0000	20-4515146				BriovaRx of California, Inc.	CA	NIA	Salveo Specialty Pharmacy, Inc.	Ownership	100.000	UnitedHealth Group Incorporated		
		.0000	11-3647935				BriovaRx of Florida, Inc.	DE	NIA	OptumRx PBM of Illinois, Inc.	Ownership	100.000	UnitedHealth Group Incorporated		
		.0000	27-1930321				BriovaRx of Georgia, LLC	AL	NIA	BriovaRx, LLC	Ownership	100.000	UnitedHealth Group Incorporated		
		.0000	46-2731176				BriovaRx of Indiana, LLC	IN	NIA	OptumRx PBM of Illinois, Inc.	Ownership	100.000	UnitedHealth Group Incorporated		
		.0000	46-2790537				BriovaRx of Louisiana, L.L.C.	LA	NIA	BriovaRx, LLC	Ownership	100.000	UnitedHealth Group Incorporated		
		.0000	01-0516051				BriovaRx of Maine, Inc.	ME	NIA	OptumRx PBM of Illinois, Inc.	Ownership	100.000	UnitedHealth Group Incorporated		
		.0000	27-3331130				BriovaRx of Massachusetts, LLC	MA	NIA	OptumRx PBM of Illinois, Inc.	Ownership	100.000	UnitedHealth Group Incorporated		
		.0000	45-2532834				BriovaRx of Nevada, LLC	NV	NIA	OptumRx PBM of Illinois, Inc.	Ownership	100.000	UnitedHealth Group Incorporated		
		.0000	74-3103518				BriovaRx of New York, Inc.	NY	NIA	Salveo Specialty Pharmacy, Inc.	Ownership	100.000	UnitedHealth Group Incorporated		
		.0000	20-2719823				BriovaRx of Texas, Inc.	TX	NIA	BriovaRx of Florida, Inc.	Ownership	100.000	UnitedHealth Group Incorporated		
		.0000	82-4030553				BriovaRx Specialty, LLC	DE	NIA	OptumRx Administrative Services, LLC	Ownership	100.000	UnitedHealth Group Incorporated		
		.0000	55-0824381				BriovaRx, LLC	AL	NIA	BriovaRx of Maine, Inc.	Ownership	100.000	UnitedHealth Group Incorporated		
		.0000	45-2314634				BSC Holdings, LLC	IN	NIA	SCA Indiana Holdings, LLC	Influence	49.000	UnitedHealth Group Incorporated		5
		.0000	47-4278378				Cabin Enterprises, LLC	DE	NIA	Cabin Holdings, LLC	Ownership	100.000	UnitedHealth Group Incorporated		
		.0000	47-4264867				Cabin Holdings, LLC	DE	NIA	OptumHealth Holdings, LLC	Ownership	100.000	UnitedHealth Group Incorporated		
		.0000	61-1732160				California MedTrans Network IPA LLC	CA	NIA	California MedTrans Network MSO LLC	Ownership	100.000	UnitedHealth Group Incorporated		
		.0000	36-4780748				California MedTrans Network MSO LLC	CA	NIA	National MedTrans, LLC	Ownership	100.000	UnitedHealth Group Incorporated		
		.0000	81-0881243				California Spring Holdings, PC	CA	NIA	Physician(s) owned	Influence	0.000	UnitedHealth Group Incorporated		4
		.0000	52-1597478				Camp Hill Ambulatory Centers		NIA	Camp Hill-SCA Centers, LLC	Influence	49.000	UnitedHealth Group Incorporated		5
		.0000	52-1597484				Camp Hill-SCA Centers, LLC	DE	NIA	SC Affiliates, LLC	Ownership	100.000	UnitedHealth Group Incorporated		
		.0000	27-3955254				Capital City Medical Group, L.L.C.	LA	NIA	UnitedHealthcare, Inc.	Ownership	100.000	UnitedHealth Group Incorporated		
		.0000	46-1981651				Cardio Management, Inc.	DE	NIA	OrthoNet Holdings, Inc.	Ownership	100.000	UnitedHealth Group Incorporated		
		.0000	20-8375685				Care Improvement Plus Group Management, LLC	MD	NIA	XLHealth Corporation	Ownership	100.000	UnitedHealth Group Incorporated		
.0707	UnitedHealth Group Incorporated	12558	45-4976934				Care Improvement Plus of Texas Insurance Company	TX	IA	XLHealth Corporation	Ownership	100.000	UnitedHealth Group Incorporated		
.0707	UnitedHealth Group Incorporated	12567	20-3888112				Care Improvement Plus South Central Insurance Company	AR	IA	XLHealth Corporation	Ownership	100.000	UnitedHealth Group Incorporated		
.0707	UnitedHealth Group Incorporated	14041	27-5038136				Care Improvement Plus Wisconsin Insurance Company	WI	IA	XLHealth Corporation	Ownership	100.000	UnitedHealth Group Incorporated		
		.0000	98-1328471				Casa de Saúde Santa Therezinha Ltda.	BRA	NIA	Hospital Alvorada de Taguatinga Ltda.	Ownership	99.990	UnitedHealth Group Incorporated		2
		.0000	98-1328471				Casa de Saúde Santa Therezinha Ltda.	BRA	NIA	Esho - Empresa de Serviços Hospitalares S.A.	Ownership	0.000	UnitedHealth Group Incorporated		2
		.0000	82-5207935				Castle Rock SurgiCenter, LLC	CO	NIA	SCA-Castle Rock, LLC	Ownership	55.000	UnitedHealth Group Incorporated		2
		.0000	20-5807941				Catalyst360, LLC	DE	NIA	Optum Services, Inc.	Ownership	100.000	UnitedHealth Group Incorporated		
		.0000					Catamaran Finance (Ireland) Unlimited Company	IRL	NIA	Catamaran S.á.r.l.	Ownership	100.000	UnitedHealth Group Incorporated		
		.0000	98-1069737				Catamaran S.á.r.l.	LUX	NIA	UnitedHealthcare Europe S.á.r.l.	Ownership	100.000	UnitedHealth Group Incorporated		
		.0000					CDC Holdings Colombia S.A.S.	COL	NIA	Bordeaux UK Holdings II Limited	Ownership	100.000	UnitedHealth Group Incorporated		

STATEMENT AS OF MARCH 31, 2019 OF THE UnitedHealthcare Plan of the River Valley, Inc.

SCHEDULE Y
PART 1A - DETAIL OF INSURANCE HOLDING COMPANY SYSTEM

1	2	3	4	5	6	7	8	9	10	11	12	13	14	15	16
Group Code	Group Name	NAIC Company Code	ID Number	Federal RSSD	CIK	Name of Securities Exchange if Publicly Traded (U.S. or International)	Names of Parent, Subsidiaries Or Affiliates	Domi-ciliary Location	Relation-ship to Reporting Entity	Directly Controlled by (Name of Entity/Person)	Type of Control (Ownership, Board, Management, Attorney-in-Fact, Influence, Other)	If Control is Ownership Provide Percentage	Ultimate Controlling Entity(ies)/Person(s)	Is an SCA Filing Re-quired? (Y/N)	*
		.00000	27-2533497				Cedar Park Surgery Center, LLC	TX	NIA	SCA Cedar Park Holdings, LLC	Ownership	53.520	UnitedHealth Group Incorporated		2
		.00000	98-1111491				Cemed Care – Empresa de Atendimento Clínico Geral Ltda.	BRA	NIA	Anil Assistência Médica Internacional S.A.	Ownership	99.990	UnitedHealth Group Incorporated		2
		.00000	98-1111491				Cemed Care – Empresa de Atendimento Clínico Geral Ltda.	BRA	NIA	Esho – Empresa de Serviços Hospitalares S.A.	Ownership	0.000	UnitedHealth Group Incorporated		2
		.00000	33-0483510				Centers for Family Medicine, GP	CA	NIA	MHIPA Physician Two Holdco	Influence	0.000	UnitedHealth Group Incorporated		4
		.00000	33-0483510				Centers for Family Medicine, GP	CA	NIA	MH Physician Three Holdco	Influence	0.000	UnitedHealth Group Incorporated		4
		.00000	98-1448150				Central de Compras SpA	CHL	NIA	Inversiones Clínicas Santa María S.A.	Ownership	100.000	UnitedHealth Group Incorporated		
		.00000	45-4131797				Central Indiana Care Organization, LLC	IN	NIA	AHN Target Holdings, LLC	Ownership	100.000	UnitedHealth Group Incorporated		
		.00000	45-5600514				Central Ohio Care Organization, LLC	OH	NIA	AHN Target Holdings, LLC	Ownership	100.000	UnitedHealth Group Incorporated		
		.00000	30-1080342				CentrifyHealth, LLC	DE	NIA	UnitedHealth Group Incorporated	Ownership	100.000	UnitedHealth Group Incorporated		
		.00000					CentriHealth UK Limited	GBR	NIA	CentrifyHealth, LLC	Ownership	100.000	UnitedHealth Group Incorporated		
		.00000					Centro de Entrenamiento en Reanimación y Prevención Limitada (CERP)	CHL	NIA	Clínica Dávila y Servicios Médicos S.A.	Ownership	99.000	UnitedHealth Group Incorporated		
		.00000					Centro de Entrenamiento en Reanimación y Prevención Limitada (CERP)	CHL	NIA	Servicios Integrados de Salud Ltda.	Ownership	1.000	UnitedHealth Group Incorporated		
		.00000	98-1450490				Centro de Servicios Compartidos Banmédica S.A.	CHL	NIA	Banmédica S.A.	Ownership	99.900	UnitedHealth Group Incorporated		1
		.00000					Centro Médico Hospitalar Pitangueiras Ltda.	BRA	NIA	S.A.	Ownership	100.000	UnitedHealth Group Incorporated		
		.00000					Centro Médico Hospitalar Pitangueiras Ltda.	BRA	NIA	Hospital Alvorada de Taguatinga Ltda.	Ownership	0.001	UnitedHealth Group Incorporated		
		.00000	98-1457197				Centro Médico Odontológico Americano S.A.C.	PER	NIA	Pacifico S.A. Entidad Prestadora de Salud	Ownership	80.000	UnitedHealth Group Incorporated		1
		.00000	98-1310461				Centro Médico PJ Ltda.	BRA	NIA	S.A.	Ownership	100.000	UnitedHealth Group Incorporated		
		.00000	98-1310461				Centro Médico PJ Ltda.	BRA	NIA	Hospital Alvorada de Taguatinga Ltda.	Ownership	0.001	UnitedHealth Group Incorporated		
		.00000	98-1451635				Centromed Quilpué S.A.	CHL	NIA	Administradora Médica Centromed S.A.	Ownership	93.450	UnitedHealth Group Incorporated		2
		.00000					Centros Médicos y Dentales Multimed Ltda.	CHL	NIA	Onesa S.A.	Ownership	99.990	UnitedHealth Group Incorporated		
		.00000					Centros Médicos y Dentales Multimed Ltda.	CHL	NIA	Clínica Dávila y Servicios Médicos S.A.	Ownership	0.010	UnitedHealth Group Incorporated		
		.00000	47-4823023				Centura-SCA Holdings, LLC	CO	NIA	Surgery Center of Colorado Springs, LLC	Influence	34.760	UnitedHealth Group Incorporated		5
		.00000	46-1454664				Channel Islands Surgicenter Properties, LLC	DE	NIA	SCA Holding Company, Inc.	Ownership	62.743	UnitedHealth Group Incorporated		2
		.00000	58-1709761				Charleston Surgery Center Limited Partnership	SC	NIA	SCA-Charleston, LLC	Influence	20.343	UnitedHealth Group Incorporated		5
		.00000	82-3973199				Charleston Surgery Properties, LLC	DE	NIA	SCA-Charleston, LLC	Ownership	50.850	UnitedHealth Group Incorporated		2
		.00000	56-1449531				Charlotte Surgery Center, LLC	NC	NIA	Charlotte-SC, LLC	Influence	21.780	UnitedHealth Group Incorporated		5
		.00000	62-1262567				Charlotte-SC, LLC	DE	NIA	SC Affiliates, LLC	Ownership	100.000	UnitedHealth Group Incorporated		
		.00000	26-2389638				Childrens Surgery Center, LLC	FL	NIA	SCA-Central Florida, LLC	Ownership	52.202	UnitedHealth Group Incorporated		2
		.00000	98-1093539				ChinaGate (Hong Kong) Limited	CHN	NIA	Optum, Inc.	Ownership	100.000	UnitedHealth Group Incorporated		
		.00000	62-1510209				Citrus Regional Surgery Center, L.P.	TN	NIA	SCA-Citrus, Inc.	Ownership	57.000	UnitedHealth Group Incorporated		2
		.00000	20-3742012				Cleburne Surgical Center, LLC	TX	NIA	THR-SCA Holdings, LLC	Influence	51.000	UnitedHealth Group Incorporated		5
		.00000	98-1459640				Clínica Alameda S.A.	CHL	NIA	Vidaintegra S.A.	Ownership	99.841	UnitedHealth Group Incorporated		
		.00000	98-1459640				Clínica Alameda S.A.	CHL	NIA	Saden S.A.	Ownership	0.159	UnitedHealth Group Incorporated		
		.00000	98-1443171				Clínica Bio Bio S.A.	CHL	NIA	Inversiones Clínicas Santa María S.A.	Ownership	100.000	UnitedHealth Group Incorporated		
		.00000	98-1442191				Clínica Ciudad del Mar S.A.	CHL	NIA	Inversiones Clínicas Santa María S.A.	Ownership	100.000	UnitedHealth Group Incorporated		
		.00000	98-1446132				Clínica Dávila y Servicios Médicos S.A.	CHL	NIA	Banmédica S.A.	Ownership	99.991	UnitedHealth Group Incorporated		
		.00000	98-1446132				Clínica Dávila y Servicios Médicos S.A.	CHL	NIA	Clínica Santa María S.A.	Ownership	0.009	UnitedHealth Group Incorporated		
		.00000					Clínica del Country S.A.	COL	NIA	Banmédica Internacional SpA	Ownership	50.000	UnitedHealth Group Incorporated		1
		.00000	98-1350667				Clínica Médico Cirúrgica de Santa Tecla, S.A.	PRT	NIA	Lusiadas, SGPS, S.A.	Ownership	100.000	UnitedHealth Group Incorporated		
		.00000	98-1337965				Clínica Oftalmológica Danilo de Castro Sociedade Simples	BRA	NIA	Hospital Alvorada de Taguatinga Ltda.	Ownership	99.660	UnitedHealth Group Incorporated		2
		.00000	98-1337965				Clínica Oftalmológica Danilo de Castro Sociedade Simples	BRA	NIA	Lotten-Eyes Oftalmologia Clínica e Cirurgica Ltda.	Ownership	0.333	UnitedHealth Group Incorporated		2
		.00000					Clínica San Borja (La Esperanza del Perú S.A.)	PER	NIA	Pacifico S.A. Entidad Prestadora de Salud	Ownership	99.990	UnitedHealth Group Incorporated		1

16.4

SCHEDULE Y
PART 1A - DETAIL OF INSURANCE HOLDING COMPANY SYSTEM

1	2	3	4	5	6	7	8	9	10	11	12	13	14	15	16
Group Code	Group Name	NAIC Company Code	ID Number	Federal RSSD	CIK	Name of Securities Exchange if Publicly Traded (U.S. or International)	Names of Parent, Subsidiaries Or Affiliates	Domi-ciliary Location	Relation-ship to Reporting Entity	Directly Controlled by (Name of Entity/Person)	Type of Control (Ownership, Board, Management, Attorney-in-Fact, Influence, Other)	If Control is Ownership Provide Percentage	Ultimate Controlling Entity(ies)/Person(s)	Is an SCA Filing Re-quired? (Y/N)	*
		.0000	98-1462343				Clínica San Felipe S.A.	.PER	NIA	Pacífico S.A. Entidad Prestadora de Salud	Ownership	93.740	UnitedHealth Group Incorporated		1
		.0000	98-1455936				Clínica Sánchez Ferrer S.A.	.PER	NIA	Pacífico S.A. Entidad Prestadora de Salud	Ownership	99.990	UnitedHealth Group Incorporated		1
		.0000	98-1442754				Clínica Santa María S.A.	.CHL	NIA	Banmedica S.A.	Ownership	99.433	UnitedHealth Group Incorporated		2
		.0000	98-1442745				Clínica Vespucio S.A.	.CHL	NIA	Inversiones Clínicas Santa María S.A.	Ownership	100.000	UnitedHealth Group Incorporated		
		.0000	20-2236024				Clinton Partners, LLC	.MI	NIA	HFHS-SCA Holdings, LLC	Influence	51.780	UnitedHealth Group Incorporated		5
		.0000	98-1350671				CLISA – Clínica de Santo António, S.A.	.PRT	NIA	Lusíadas, SGPS, S.A.	Ownership	100.000	UnitedHealth Group Incorporated		
		.0000	98-1337968				CMO – Centro Médico de Oftalmologia S/S Ltda.	.BRA	NIA	Hospital Alvorada de Taguatinga Ltda.	Ownership	99.000	UnitedHealth Group Incorporated		
		.0000	98-1337968				CMO – Centro Médico de Oftalmologia S/S Ltda.	.BRA	NIA	Lotten-Eyes Oftalmologia Clinica e Cirurgica Ltda.	Ownership	1.000	UnitedHealth Group Incorporated		
		.0000	98-1277015				CMS – Central de Manipulação e Serviços Farmacêuticos S.A.	.BRA	NIA	COI – Clínicas Oncológicas Integradas S.A.	Ownership	100.000	UnitedHealth Group Incorporated		
		.0000	71-0873411				CNIC Health Solutions, Inc.	.CO	NIA	Rocky Mountain Health Maintenance Organization, Incorporated	Ownership	100.000	UnitedHealth Group Incorporated		
		.0000	56-2674371				Coachella Valley Physicians of PrimeCare, Inc.	.CA	NIA	PrimeCare of Riverside, Inc.	Ownership	100.000	UnitedHealth Group Incorporated		
		.0000	27-1193028				Coalition for Advanced Pharmacy Services, Inc.	.DE	NIA	OptumRx Health Solutions, LLC	Ownership	93.266	UnitedHealth Group Incorporated		
		.0000	27-1193028				Coalition for Advanced Pharmacy Services, Inc.	.DE	NIA	OptumRx PBM of Maryland, LLC	Ownership	5.341	UnitedHealth Group Incorporated		
		.0000	27-1193028				Coalition for Advanced Pharmacy Services, Inc.	.DE	NIA	Optum Hospice Pharmacy Services, LLC	Ownership	1.277	UnitedHealth Group Incorporated		
		.0000	27-1193028				Coalition for Advanced Pharmacy Services, Inc.	.DE	NIA	OptumRx Home Delivery of Ohio, LLC	Ownership	0.116	UnitedHealth Group Incorporated		
		.0000	98-1276040				COI – Clínicas Oncológicas Integradas S.A.	.BRA	NIA	COI Participações S.A.	Ownership	100.000	UnitedHealth Group Incorporated		
		.0000	98-1275801				COI Participações S.A.	.BRA	NIA	Esho – Empresa de Serviços Hospitalares S.A.	Ownership	89.102	UnitedHealth Group Incorporated		2
		.0000	27-2337616				Collaborative Care Holdings, LLC	.DE	NIA	OptumHealth Holdings, LLC	Ownership	100.000	UnitedHealth Group Incorporated		
		.0000	27-2337487				Collaborative Care Services, Inc.	.DE	NIA	Collaborative Care Holdings, LLC	Ownership	100.000	UnitedHealth Group Incorporated		
		.0000	45-2614005				Collaborative Realty, LLC	.NY	NIA	Collaborative Care Holdings, LLC	Ownership	100.000	UnitedHealth Group Incorporated		
		.0000					Colmedica Medicina Prepagada	.COL	NIA	Banmedica S.A.	Ownership	76.270	UnitedHealth Group Incorporated		
		.0000	84-1160450				Colorado Springs Surgery Center, Ltd.	.CO	NIA	SCA-Colorado Springs, LLC	Ownership	95.000	UnitedHealth Group Incorporated		2
		.0000	11-3647007				Comfort Care Transportation, LLC	.TX	NIA	WellMed Medical Management, Inc.	Ownership	100.000	UnitedHealth Group Incorporated		
		.0000	06-1592173				Connecticut Surgery Center, Limited Partnership	.CT	NIA	Connecticut Surgical Center, LLC	Ownership	51.000	UnitedHealth Group Incorporated		2
		.0000	26-1313646				Connecticut Surgery Properties, LLC	.DE	NIA	Connecticut Surgical Center, LLC	Ownership	100.000	UnitedHealth Group Incorporated		
		.0000	06-1156342				Connecticut Surgical Center, LLC	.DE	NIA	Surgical Care Affiliates, LLC	Ownership	67.160	UnitedHealth Group Incorporated		2
		.0000	98-1448720				Constructora e Imobiliária Magapoq S.A.	.CHL	NIA	Banmedica S.A.	Ownership	99.900	UnitedHealth Group Incorporated		
		.0000	98-1448720				Constructora e Imobiliária Magapoq S.A.	.CHL	NIA	Imobiliária Apoguindo 3600 Ltda.	Ownership	0.100	UnitedHealth Group Incorporated		
		.0000	20-0231080				Consumer Wellness Solutions, Inc.	.DE	NIA	Optum Services, Inc.	Ownership	100.000	UnitedHealth Group Incorporated		
		.0000	20-2595593				Corpus Christi Endoscopy Center, L.L.P.	.TX	NIA	SCA Pacific Holdings, Inc.	Influence	18.500	UnitedHealth Group Incorporated		5
		.0000					Country Scan Ltda.	.COL	NIA	Patrimonio Autónomo Nueva Clínica – PANC	Ownership	51.800	UnitedHealth Group Incorporated		
		.0000	26-0080565				Cypress Care, Inc.	.DE	NIA	Healthcare Solutions, Inc.	Ownership	100.000	UnitedHealth Group Incorporated		
		.0000	63-1263704				Danbury Surgical Center, L.P.	.GA	NIA	SCA Danbury Surgical Center, LLC	Ownership	50.419	UnitedHealth Group Incorporated		2
		.0000					David Moen, M.D. P.C.	.NY	NIA	Orthology, Inc.	Influence	0.000	UnitedHealth Group Incorporated		4
		.0000	45-2380022				David R. Ferrell, M.D., P.C.	.NY	NIA	Physician(s) owned	Influence	0.000	UnitedHealth Group Incorporated		4
		.0000					Day-Op Center of Long Island Inc.	.NY	NIA	Physician(s) owned	Influence	0.000	UnitedHealth Group Incorporated		4
		.0000					Day-Op Surgery Consulting Company, LLC	.DE	NIA	ProHEALTH Medical Management, LLC	Ownership	100.000	UnitedHealth Group Incorporated		
		.0000	52-1811176				DBP Services of New York IPA, Inc.	.NY	NIA	Dental Benefit Providers, Inc.	Ownership	100.000	UnitedHealth Group Incorporated		
		.0000					Dental Benefit Providers of California, Inc.	.CA	IA	Dental Benefit Providers, Inc.	Ownership	100.000	UnitedHealth Group Incorporated		
.0707	UnitedHealth Group Incorporated	.52053	52-1452809				Dental Benefit Providers of Illinois, Inc.	.IL	IA	Dental Benefit Providers, Inc.	Ownership	100.000	UnitedHealth Group Incorporated		
		.0000	41-2014834				Dental Benefit Providers, Inc.	.DE	NIA	United HealthCare Services, Inc.	Ownership	100.000	UnitedHealth Group Incorporated		
		.0000	47-0926556				Denton Surgery Center, LLC	.TX	NIA	THR-SCA Holdings, LLC	Influence	63.995	UnitedHealth Group Incorporated		5

STATEMENT AS OF MARCH 31, 2019 OF THE UnitedHealthcare Plan of the River Valley, Inc.

SCHEDULE Y
PART 1A - DETAIL OF INSURANCE HOLDING COMPANY SYSTEM

1	2	3	4	5	6	7	8	9	10	11	12	13	14	15	16
Group Code	Group Name	NAIC Company Code	ID Number	Federal RSSD	CIK	Name of Securities Exchange if Publicly Traded (U.S. or International)	Names of Parent, Subsidiaries Or Affiliates	Domi-ciliary Location	Relation-ship to Reporting Entity	Directly Controlled by (Name of Entity/Person)	Type of Control (Ownership, Board, Management, Attorney-in-Fact, Influence, Other)	If Control is Ownership Provide Percentage	Ultimate Controlling Entity(ies)/Person(s)	Is an SCA Filing Re-quired? (Y/N)	*
		.0000	82-1436601				Derry Surgical Center, LLC	.NH	NIA	SCA-Derry, LLC	Ownership	.71.000	UnitedHealth Group Incorporated		2
		.0000	98-1460401				Diagnóstico Ecotomográfico Centromed Ltda.	.CHL	NIA	Administradora Médica Centromed S.A.	Ownership	.50.000	UnitedHealth Group Incorporated		
		.0000	98-1460347				Dianóstico por Imágenes Centromed Ltda.	.CHL	NIA	Administradora Médica Centromed S.A.	Ownership	.93.340	UnitedHealth Group Incorporated		
		.0000	98-1460347				Dianóstico por Imágenes Centromed Ltda.	.CHL	NIA	Centromed Quipué S.A.	Ownership	.6.660	UnitedHealth Group Incorporated		
		.0000	33-0292435				Digestive Disease Center, L.P.	.CA	NIA	Beach Surgical Holdings LLC	Influence	.51.000	UnitedHealth Group Incorporated		5
		.0000	98-1285762				Dilab Medicina Nuclear Ltda.	.BRA	NIA	Esho – Empresa de Serviços Hospitalares S.A.	Ownership	.95.000	UnitedHealth Group Incorporated		2
		.0000	30-0238641				Distance Learning Network, Inc.	.DE	NIA	OptumHealth Holdings, LLC	Ownership	.100.000	UnitedHealth Group Incorporated		
		.0000	82-5264853				Doctor + S.A.C.	.PER	NIA	Pacifico S.A. Entidad Prestadora de Salud	Ownership	.99.900	UnitedHealth Group Incorporated		1
		.0000	82-5181311				Dry Creek Surgery Center, LLC	.CO	NIA	SCA-DRY CREEK, LLC	Ownership	.55.000	UnitedHealth Group Incorporated		2
		.0000	27-2103713				DTC Surgery Center, LLC	.CO	NIA	SCA-DTC Holdings, LLC	Ownership	.55.000	UnitedHealth Group Incorporated		2
		.0000	04-3106404				Dublin Surgery Center, LLC	.OH	NIA	SCA-Dublin, LLC	Ownership	.53.657	UnitedHealth Group Incorporated		2
		.0000	59-3625966				Duncan Printing Services, LLC	.SC	NIA	UnitedHealthcare Insurance Company	Ownership	.100.000	UnitedHealth Group Incorporated		
		.0000	59-3705426				Durable Medical Equipment, Inc.	.MA	NIA	Physician(s) owned	Influence	.0.000	UnitedHealth Group Incorporated		4
		.0000	95-4660712				DWIC of Tampa Bay, Inc.	.FL	NIA	MedExpress Development, LLC	Ownership	.100.000	UnitedHealth Group Incorporated		
		.0000	02-0593133				E Street Endoscopy, LLC	.FL	NIA	West Coast Endoscopy Holdings, LLC	Ownership	.51.000	UnitedHealth Group Incorporated		2
		.0000	71-0923682				Ear Professionals International Corporation	.NJ	NIA	Specialty Benefits, LLC	Ownership	.100.000	UnitedHealth Group Incorporated		
		.0000	84-1162764				East Brunswick Surgery Center, LLC	.NJ	NIA	ASC Holdings of New Jersey, LLC	Ownership	.51.000	UnitedHealth Group Incorporated		2
		.0000	98-1339173				eCode Solutions, LLC	.DE	NIA	Surgical Care Affiliates, LLC	Ownership	.100.000	UnitedHealth Group Incorporated		
		.0000	98-1339173				Electronic Network Systems, Inc.	.DE	NIA	OptumInsight, Inc.	Ownership	.100.000	UnitedHealth Group Incorporated		
		.0000	98-1339173				Etual Participações S.A.	.BRA	NIA	Amil Assistência Médica Internacional S.A.	Ownership	.60.000	UnitedHealth Group Incorporated		
		.0000	33-0181426				Etual Participações S.A.	.BRA	NIA	Esho – Empresa de Serviços Hospitalares S.A.	Ownership	.40.000	UnitedHealth Group Incorporated		
		.0000	26-4682368				Empire Physician Management Company, LLC	.CA	NIA	North American Medical Management California, Inc.	Ownership	.100.000	UnitedHealth Group Incorporated		
		.0000	47-3495605				Empire Physicians' Medical Group, Inc.	.CA	NIA	NAMM Medical Group Holdings, Inc.	Influence	.100.000	UnitedHealth Group Incorporated		5
		.0000	98-1111239				Employers' Health Choice PPO, Inc.	.AR	NIA	HealthSCOPE Benefits, Inc.	Ownership	.50.000	UnitedHealth Group Incorporated		2
		.0000	88-0223385				Empremédica S. A.	.PER	NIA	Banmedica S.A.	Ownership	.99.990	UnitedHealth Group Incorporated		1
		.0000	88-0257036				Endoscopy Center Affiliates, Inc.	.DE	NIA	National Surgery Centers, LLC	Ownership	.100.000	UnitedHealth Group Incorporated		
		.0000	98-1111239				EP Campus I, LLC	.DE	NIA	UnitedHealthcare Insurance Company	Ownership	.100.000	UnitedHealth Group Incorporated		
		.0000	98-1111239				Esho – Empresa de Serviços Hospitalares S.A.	.BRA	NIA	Amil Assistência Médica Internacional S.A.	Ownership	.99.667	UnitedHealth Group Incorporated		2
		.0000	98-1111239				Etho – Empresa de Tecnologia Hospitalar Ltda.	.BRA	NIA	Amil Assistência Médica Internacional S.A.	Ownership	.90.060	UnitedHealth Group Incorporated		2
		.0000	20-0087132				Evercare Collaborative Solutions, Inc.	.DE	NIA	Ovations, Inc.	Ownership	.100.000	UnitedHealth Group Incorporated		
		.0000	11-3669765				Excellion Serviços Biomédicos Ltda.	.BRA	NIA	Esho – Empresa de Serviços Hospitalares S.A.	Ownership	.99.990	UnitedHealth Group Incorporated		2
		.0000	30-0701899				Excellion Serviços Biomédicos Ltda.	.BRA	NIA	S.A.	Ownership	.99.990	UnitedHealth Group Incorporated		2
		.0000	98-1259260				Excellion Serviços Biomédicos Ltda.	.BRA	NIA	Cemed Care – Empresa de Atendimento Clínico Geral Ltda.	Ownership	.0.000	UnitedHealth Group Incorporated		2
		.0000	88-0223385				Excelsior Insurance Brokerage, Inc.	.DE	NIA	HealthMarkets Insurance Agency, Inc.	Ownership	.100.000	UnitedHealth Group Incorporated		
		.0000	30-0701899				Executive Health Resources, Inc.	.PA	NIA	OptumInsight, Inc.	Ownership	.100.000	UnitedHealth Group Incorporated		
		.0000	98-1259260				Executive Surgery Center, LLC	.TX	NIA	SCA-Houston Executive, LLC	Ownership	.54.090	UnitedHealth Group Incorporated		2
		.0000	88-0223385				Exploration for Mine Clearance LLC	.IRQ	NIA	UnitedHealthcare Global Medical (UK) Limited	Ownership	.100.000	UnitedHealth Group Incorporated		
		.0000	88-0257036				Family Health Care Services	.NV	NIA	Sierra Health Services, Inc.	Ownership	.100.000	UnitedHealth Group Incorporated		
		.0000	56-1754482				Family Home Hospice, Inc.	.NV	NIA	Sierra Health Services, Inc.	Ownership	.100.000	UnitedHealth Group Incorporated		
		.0000	62-1551098				Fayetteville Ambulatory Surgery Center, L.P.	.NC	NIA	NSC Fayetteville, LLC	Influence	.46.244	UnitedHealth Group Incorporated		5
		.0000	32-0432993				Florence Surgery Center, L.P.	.TN	NIA	SCA-Florence, LLC	Influence	.30.000	UnitedHealth Group Incorporated		5
		.0000	36-4778512				Florida MedTrans Network LLC	.FL	NIA	Florida MedTrans Network MSO LLC	Ownership	.100.000	UnitedHealth Group Incorporated		
		.0000	35-2456267				Florida MedTrans Network MSO LLC	.FL	NIA	Metropolitan Medical Transportation IPA, LLC	Ownership	.100.000	UnitedHealth Group Incorporated		
		.0000	35-2456267				FMG Holdings, LLC	.DE	NIA	UnitedHealth Group Incorporated	Ownership	.98.710	UnitedHealth Group Incorporated		

STATEMENT AS OF MARCH 31, 2019 OF THE UnitedHealthcare Plan of the River Valley, Inc.

SCHEDULE Y
PART 1A - DETAIL OF INSURANCE HOLDING COMPANY SYSTEM

1	2	3	4	5	6	7	8	9	10	11	12	13	14	15	16
Group Code	Group Name	NAIC Company Code	ID Number	Federal RSSD	CIK	Name of Securities Exchange if Publicly Traded (U.S. or International)	Names of Parent, Subsidiaries Or Affiliates	Domiciliary Location	Relationship to Reporting Entity	Directly Controlled by (Name of Entity/Person)	Type of Control (Ownership, Board, Management, Attorney-in-Fact, Influence, Other)	If Control is Ownership Provide Percentage	Ultimate Controlling Entity(ies)/Person(s)	Is an SCA Filing Required? (Y/N)	*
		.0000	35-2456267				FMG Holdings, LLC	DE	NIA	Hygeia Corporation	Ownership	1.290	UnitedHealth Group Incorporated		
		.0000	86-0908902				For Health of Arizona, Inc.	AZ	NIA	For Health, Inc.	Ownership	100.000	UnitedHealth Group Incorporated		
		.0000	33-0766617				For Health, Inc.	DE	NIA	Inspiris, Inc.	Ownership	100.000	UnitedHealth Group Incorporated		
		.0000	68-0088542				Fort Sutter Medical Building, a California Limited Partnership	CA	NIA	Surgery Centers-West Holdings, LLC	Influence	4.500	UnitedHealth Group Incorporated		5
		.0000	77-0368346				Fort Worth Endoscopy Centers, LLC	TX	NIA	THR-SCA Holdings, LLC	Influence	51.000	UnitedHealth Group Incorporated		5
		.0000	27-0695411				Fortify Technologies, LLC	MN	NIA	Savvysherpa, LLC	Ownership	100.000	UnitedHealth Group Incorporated		
		.0000	20-3412606				Franklin Surgical Center, LLC	NJ	NIA	SCA-Franklin, LLC	Ownership	54.290	UnitedHealth Group Incorporated		2
		.0000	82-3453993				Freeway Surgicenter of Houston, LLC	TX	NIA	SCA-Freeway Holdings, LLC	Ownership	59.320	UnitedHealth Group Incorporated		2
		.0000	98-1172769				Frontier Medex Tanzania Limited	TZA	NIA	UnitedHealthcare Global Medical (UK) Limited	Ownership	99.000	UnitedHealth Group Incorporated		2
		.0000	68-0679514				FrontierMEDEX (RMS), Inc.	DE	NIA	FMG Holdings, LLC	Ownership	100.000	UnitedHealth Group Incorporated		
		.0000	45-5339512				FrontierMEDEX Government Services, LLC	DE	NIA	FMG Holdings, LLC	Ownership	100.000	UnitedHealth Group Incorporated		
		.0000	98-1147103				FrontierMEDEX Kenya Limited	KEN	NIA	UnitedHealthcare Global Medical (UK) Limited	Ownership	99.900	UnitedHealth Group Incorporated		
		.0000	98-1147103				FrontierMEDEX Kenya Limited	KEN	NIA	UnitedHealthcare International I B.V.	Ownership	0.100	UnitedHealth Group Incorporated		
		.0000	98-1101521				FrontierMEDEX Limited	IRQ	NIA	UnitedHealthcare Global Medical (UK) Limited	Ownership	100.000	UnitedHealth Group Incorporated		
		.0000	33-1219808				FrontierMEDEX US, Inc.	DE	NIA	FMG Holdings, LLC	Ownership	100.000	UnitedHealth Group Incorporated		
		.0000	52-2230470				FrontierMEDEX, Inc.	MN	NIA	FrontierMEDEX US, Inc.	Ownership	100.000	UnitedHealth Group Incorporated		
		.0000					Fundación Banmédica	CHL	NIA	Banmédica S.A.	Ownership	100.000	UnitedHealth Group Incorporated		
		.0000	63-0833765				Gadsden Surgery Center, LLC	DE	NIA	SC Affiliates, LLC	Ownership	100.000	UnitedHealth Group Incorporated		
		.0000	62-1488653				Gadsden Surgery Center, Ltd.	AL	NIA	Gadsden Surgery Center, LLC	Ownership	58.500	UnitedHealth Group Incorporated		2
		.0000	62-1600268				Gainesville Surgery Center, L.P.	TN	NIA	SCA-Northeast Georgia Health, LLC	Ownership	87.000	UnitedHealth Group Incorporated		2
		.0000					Gainesville Surgery Properties, LLC	DE	NIA	Gainesville Surgery Center, L.P.	Ownership	100.000	UnitedHealth Group Incorporated		
		.0000	46-1615328				Geisinger-SCA Holdings, LLC	DE	NIA	SCA Pennsylvania Holdings, LLC	Influence	49.000	UnitedHealth Group Incorporated		5
		.0000	27-0556097				Genoa Healthcare LLC	PA	NIA	Specialized Pharmaceuticals, Inc.	Ownership	100.000	UnitedHealth Group Incorporated		
		.0000	47-3851949				Genoa Healthcare, Inc.	DE	NIA	OptumRx Holdings, LLC	Ownership	100.000	UnitedHealth Group Incorporated		
		.0000	20-5009764				Genoa of Arkansas, LLC	AR	NIA	Genoa Healthcare LLC	Ownership	100.000	UnitedHealth Group Incorporated		
		.0000					Genoa Technology (Canada) Inc.	CAN	NIA	Genoa Technology, Inc.	Ownership	100.000	UnitedHealth Group Incorporated		
		.0000	38-4034308				Genoa Technology, Inc.	DE	NIA	Genoa Healthcare LLC	Ownership	100.000	UnitedHealth Group Incorporated		
		.0000	45-3010132				Genoa Telepsychiatry, Inc.	DE	NIA	Genoa Healthcare LLC	Ownership	100.000	UnitedHealth Group Incorporated		
		.0000	81-4703295				Genoa, QoL Wholesale, LLC	DE	NIA	Genoa Healthcare LLC	Ownership	100.000	UnitedHealth Group Incorporated		
		.0000	37-0920164				gethealthinsurance.com Agency Inc.	IN	NIA	Golden Rule Financial Corporation	Ownership	100.000	UnitedHealth Group Incorporated		
		.0000	65-1025514				Gladiolus Surgery Center, LLC	FL	NIA	SCA-Gladiolus, LLC	Influence	45.981	UnitedHealth Group Incorporated		5
		.0000	47-3495605				GLBESC, LLC	DE	NIA	Beach Surgical Holdings LLC	Influence	51.280	UnitedHealth Group Incorporated		5
		.0000	33-0595220				Glenwood Surgical Center, L.P.	CA	NIA	Glenwood-SC, Inc.	Ownership	56.730	UnitedHealth Group Incorporated		2
		.0000	62-1601450				Glenwood-SC, Inc.	TN	NIA	SC Affiliates, LLC	Ownership	100.000	UnitedHealth Group Incorporated		
		.0000	98-1260839				GLGC Medical Ltd.	CAN	NIA	UnitedHealthcare Global Canada Limited	Influence	49.000	UnitedHealth Group Incorporated		5
		.0000	20-3420886				Golden Outlook, Inc.	CA	NIA	Collaborative Care Holdings, LLC	Ownership	100.000	UnitedHealth Group Incorporated		
		.0000	37-0855360				Golden Rule Financial Corporation	DE	NIA	UnitedHealth Group Incorporated	Ownership	100.000	UnitedHealth Group Incorporated		
.0707	UnitedHealth Group Incorporated	.62286	37-6028756	3057283	3057283		Golden Rule Insurance Company	IN	IA	Golden Rule Financial Corporation	Ownership	100.000	UnitedHealth Group Incorporated		
		.0000	33-0529450				Golden Triangle Surgicenter, L.P.	CA	NIA	Surgery Centers-West Holdings, LLC	Ownership	72.000	UnitedHealth Group Incorporated		2
		.0000	52-1597483				Grandview Surgery Center, LTD.	PA	NIA	Camp Hill Ambulatory Centers	Influence	41.993	UnitedHealth Group Incorporated		5
		.0000	93-1237063				GRANTS PASS SURGERY CENTER, LLC	OR	NIA	SCA-GRANTS PASS, LLC	Ownership	51.000	UnitedHealth Group Incorporated		2
		.0000					Grapevine Finance LLC	DE	NIA	HealthMarkets, LLC	Ownership	100.000	UnitedHealth Group Incorporated		
		.0000	81-4648930				Greater New Haven ASC, LLC	CT	NIA	SCA-Handen, LLC	Influence	20.830	UnitedHealth Group Incorporated		5
		.0000	27-2337725				Greater Phoenix Collaborative Care, P.C.	AZ	NIA	Physician(s) owned	Influence	0.000	UnitedHealth Group Incorporated		4
		.0000	27-2337725				Greater Phoenix Collaborative Care, P.C.	AZ	NIA	Collaborative Care Holdings, LLC	Influence	0.000	UnitedHealth Group Incorporated		4
		.0000	36-4053840				Greensboro Specialty Surgery Center, LLC	NC	NIA	NSC Greensboro West, LLC	Influence	50.100	UnitedHealth Group Incorporated		5
		.0000	74-2411643				Greenville Surgery Center, LLC	TX	NIA	THR-SCA Holdings, LLC	Influence	57.500	UnitedHealth Group Incorporated		5
		.0000	33-0749339				Grossmont Surgery Center, L.P.	CA	NIA	Medical Surgical Centers of America, Inc.	Influence	33.280	UnitedHealth Group Incorporated		5
		.0000	33-0749339				Grossmont Surgery Center, L.P.	CA	NIA	SunSurgery, LLC	Influence	1.000	UnitedHealth Group Incorporated		5
		.0000	01-0619096				Grove Place Surgery Center, L.L.C.	FL	NIA	SCA-Grove Place, LLC	Ownership	52.580	UnitedHealth Group Incorporated		2

STATEMENT AS OF MARCH 31, 2019 OF THE UnitedHealthcare Plan of the River Valley, Inc.

SCHEDULE Y
PART 1A - DETAIL OF INSURANCE HOLDING COMPANY SYSTEM

1	2	3	4	5	6	7	8	9	10	11	12	13	14	15	16
Group Code	Group Name	NAIC Company Code	ID Number	Federal RSSD	CIK	Name of Securities Exchange if Publicly Traded (U.S. or International)	Names of Parent, Subsidiaries Or Affiliates	Domiciliary Location	Relationship to Reporting Entity	Directly Controlled by (Name of Entity/Person)	Type of Control (Ownership, Board, Management, Attorney-in-Fact, Influence, Other)	If Control is Ownership Provide Percentage	Ultimate Controlling Entity(ies)/Person(s)	Is an SCA Filing Required? (Y/N)	*
		.0000	98-0213198				H&W Indemnity (SPC), Ltd.	.CYM	NIA	UnitedHealth Group Incorporated	Ownership	100.000	UnitedHealth Group Incorporated		
.0707	UnitedHealth Group Incorporated	.00000	26-1227494				H.I. Investments Holding Company, LLC	.DE	NIA	Health Inventures, LLC	Ownership	100.000	UnitedHealth Group Incorporated		
		.79480	35-1279304				Harken Health Insurance Company	.WI	IA	UnitedHealthcare, Inc.	Ownership	100.000	UnitedHealth Group Incorporated		
		.00000	58-2065044				Hawthorn Place Outpatient Surgery Center, L.P.	.GA	NIA	SHC Hawthorn, Inc.	Influence	38.000	UnitedHealth Group Incorporated		5
		.00000	27-4579547				Hays Surgery Center, LLC	.TX	NIA	SCA Hays Holdings, LLC	Influence	27.270	UnitedHealth Group Incorporated		5
		.00000	27-0549481				hCentive, Inc.	.DE	NIA	Optum Government Solutions, Inc.	Ownership	100.000	UnitedHealth Group Incorporated		
		.00000	20-5944768				Health Inventures Employment Solutions, LLC	.DE	NIA	Health Inventures, LLC	Ownership	100.000	UnitedHealth Group Incorporated		
		.00000	04-3723090				Health Inventures, LLC	.DE	NIA	SC Affiliates, LLC	Ownership	100.000	UnitedHealth Group Incorporated		
		.00000	98-0153069				Health Net Services (Cayman) PIC	.CYM	NIA	H&W Indemnity (SPC), Ltd.	Ownership	100.000	UnitedHealth Group Incorporated		
.0707	UnitedHealth Group Incorporated	.96342	88-0201035				Health Plan of Nevada, Inc.	.NV	IA	Sierra Health Services, Inc.	Ownership	100.000	UnitedHealth Group Incorporated		
		.00000	95-4763349				HealthAllies, Inc.	.DE	NIA	OptumHealth Holdings, LLC	Ownership	100.000	UnitedHealth Group Incorporated		
		.00000	77-0693060				Healthcare Solutions, Inc.	.DE	NIA	OptumRx Administrative Services, LLC	Ownership	100.000	UnitedHealth Group Incorporated		
		.00000	20-3349887				HealthEast Surgery Center-Maplewood, LLC	.MN	NIA	H.I. Investments Holding Company, LLC	Influence	25.962	UnitedHealth Group Incorporated		5
		.00000					HealthFirst IPA, Inc.	.CO	NIA	New West Physicians, Inc.	Ownership	100.000	UnitedHealth Group Incorporated		
		.00000	47-2570595	472570595			HealthMarkets Group, Inc.	.DE	NIA	HealthMarkets, LLC	Ownership	100.000	UnitedHealth Group Incorporated		
		.00000	27-0277771				HealthMarkets Insurance Agency, Inc.	.DE	NIA	HealthMarkets Group, Inc.	Ownership	100.000	UnitedHealth Group Incorporated		
		.00000	81-3774112	813774112			HealthMarkets NewCo, Inc.	.DE	NIA	HealthMarkets, Inc.	Ownership	100.000	UnitedHealth Group Incorporated		
		.00000	46-1131431	461131431	4346649		HealthMarkets Services, Inc.	.DE	NIA	HealthMarkets Group, Inc.	Ownership	100.000	UnitedHealth Group Incorporated		
		.00000	75-2044750	4346649	4346649		HealthMarkets, Inc.	.DE	NIA	Golden Rule Financial Corporation	Ownership	100.000	UnitedHealth Group Incorporated		
		.00000					HealthMarkets, LLC	.DE	NIA	HealthMarkets, Inc.	Ownership	100.000	UnitedHealth Group Incorporated		
		.00000	71-0847266				HealthSCOPE Benefits, Inc.	.DE	NIA	HealthSCOPE Holdings, Inc.	Ownership	100.000	UnitedHealth Group Incorporated		
		.00000	47-1409110				HealthSCOPE Holdings, Inc.	.DE	NIA	UMR, Inc.	Ownership	100.000	UnitedHealth Group Incorporated		
		.00000	98-1443161				Help S.A.	.CHL	NIA	Banmedica S.A.	Ownership	100.000	UnitedHealth Group Incorporated		
		.00000					Help Service S.A.	.CHL	NIA	Banmedica S.A.	Ownership	100.000	UnitedHealth Group Incorporated		
		.00000					Hemonefro – Hemodiálise e Nefrologia Ltda	.BRA	NIA	S.A. – Empresa de Serviços Hospitalares	Influence	28.500	UnitedHealth Group Incorporated		5
		.00000	46-5291602				HFHS-SCA Holdings, LLC	.MI	NIA	SC Affiliates, LLC	Influence	49.000	UnitedHealth Group Incorporated		5
		.00000	84-1472832				Highlands Ranch Healthcare, LLC	.CO	NIA	Urgent Care MSO, LLC	Ownership	100.000	UnitedHealth Group Incorporated		
		.00000					HMI NewCo, LLC	.DE	NIA	HealthMarkets NewCo, Inc.	Ownership	100.000	UnitedHealth Group Incorporated		
		.00000	98-1452260				Home Medical S.A.	.CHL	NIA	Help S.A.	Ownership	99.998	UnitedHealth Group Incorporated		
		.00000	98-1452260				Home Medical S.A.	.CHL	NIA	Saden S.A.	Ownership	0.002	UnitedHealth Group Incorporated		
		.00000					Homecare Dimensions of Florida, Inc.	.TX	NIA	WellMed Networks, Inc.	Influence	0.000	UnitedHealth Group Incorporated		4
		.00000					Homecare Dimensions, Inc.	.TX	NIA	WellMed Networks, Inc.	Influence	0.000	UnitedHealth Group Incorporated		4
		.00000	20-8910978				Hospice Inspiris Holdings, Inc.	.TN	NIA	Inspiris, Inc.	Ownership	100.000	UnitedHealth Group Incorporated		
		.00000	98-1286038				Hospitais Associados de Pernambuco Ltda.	.BRA	NIA	S.A. – Empresa de Serviços Hospitalares	Ownership	100.000	UnitedHealth Group Incorporated		
		.00000					Hospital Alvorada de Taguatinga Ltda.	.BRA	NIA	Amil Assistência Médica Internacional S.A.	Ownership	82.595	UnitedHealth Group Incorporated		2
		.00000					Hospital Alvorada de Taguatinga Ltda.	.BRA	NIA	Bosque Medical Center Ltda.	Ownership	9.310	UnitedHealth Group Incorporated		2
		.00000					Hospital Alvorada de Taguatinga Ltda.	.BRA	NIA	Hospital Samaritano de São Paulo Ltda.	Ownership	8.094	UnitedHealth Group Incorporated		2
		.00000	98-1389272				Hospital Ana Costa S.A.	.BRA	NIA	Piano de Saúde Ana Costa Ltda.	Ownership	99.520	UnitedHealth Group Incorporated		2
		.00000	98-1389272				Hospital Ana Costa S.A.	.BRA	NIA	Hospital Alvorada de Taguatinga Ltda.	Ownership	0.376	UnitedHealth Group Incorporated		2
		.00000	98-1310065				Hospital de Clínicas de Jacarepaguá Ltda.	.BRA	NIA	S.A. – Empresa de Serviços Hospitalares	Ownership	100.000	UnitedHealth Group Incorporated		
		.00000	98-1310065				Hospital de Clínicas de Jacarepaguá Ltda.	.BRA	NIA	Cemed Care – Empresa de Atendimento Clínico Geral Ltda.	Ownership	0.000	UnitedHealth Group Incorporated		
		.00000	98-1328324				Hospital Samaritano de São Paulo Ltda.	.BRA	NIA	S.A. – Empresa de Serviços Hospitalares	Ownership	99.990	UnitedHealth Group Incorporated		2
		.00000	98-1328324				Hospital Samaritano de São Paulo Ltda.	.BRA	NIA	Amico Saúde Ltda.	Ownership	0.000	UnitedHealth Group Incorporated		2
		.00000	98-1332673				Hospital Santa Helena S.A.	.BRA	NIA	Efual Participações S.A.	Ownership	65.210	UnitedHealth Group Incorporated		2
		.00000	98-1332673				Hospital Santa Helena S.A.	.BRA	NIA	S.A. – Empresa de Serviços Hospitalares	Ownership	33.600	UnitedHealth Group Incorporated		2
		.00000	26-2912304				Humedica, Inc.	.DE	NIA	United HealthCare Services, Inc.	Ownership	100.000	UnitedHealth Group Incorporated		

STATEMENT AS OF MARCH 31, 2019 OF THE UnitedHealthcare Plan of the River Valley, Inc.

SCHEDULE Y
PART 1A - DETAIL OF INSURANCE HOLDING COMPANY SYSTEM

1	2	3	4	5	6	7	8	9	10	11	12	13	14	15	16
Group Code	Group Name	NAIC Company Code	ID Number	Federal RSSD	CIK	Name of Securities Exchange if Publicly Traded (U.S. or International)	Names of Parent, Subsidiaries Or Affiliates	Domi-ciliary Location	Relation-ship to Reporting Entity	Directly Controlled by (Name of Entity/Person)	Type of Control (Ownership, Board, Management, Attorney-in-Fact, Influence, Other)	If Control is Ownership Provide Percentage	Ultimate Controlling Entity(ies)/Person(s)	Is an SCA Filing Re-quired? (Y/N)	*
		.0000	36-4331825				Hygeia Corporation	DE	NIA	UnitedHealth International, Inc.	Ownership	100.000	UnitedHealth Group Incorporated		
		.0000	98-1106075				Hygeia Corporation (Ontario)	CAN	NIA	UnitedHealth Group International L.P.	Ownership	100.000	UnitedHealth Group Incorporated		
		.0000	45-4148032				IEC Holdings, LLC	IN	NIA	SCA IEC Holdings, LLC	Influence	49.000	UnitedHealth Group Incorporated		5
		.0000	82-1341098				Illinois Independent Care Network	DE	NIA	Surgical Care Affiliates, LLC	Ownership	100.000	UnitedHealth Group Incorporated		
		.0000	98-1122694				Imed Star – Serviços de Desempenho Organizacional Ltda.	BRA	NIA	Optum Health & Technology Serviços do Brasil Ltda.	Ownership	100.000	UnitedHealth Group Incorporated		
		.0000	98-1122694				Imed Star – Serviços de Desempenho Organizacional Ltda.	BRA	NIA	UHG Brasil Participações S.A.	Ownership	0.000	UnitedHealth Group Incorporated		
		.0000	20-4351923				Impel Consulting Experts, L.L.C.	TX	NIA	Impel Management Services, L.L.C.	Ownership	100.000	UnitedHealth Group Incorporated		
		.0000	75-2574317				Impel Management Services, L.L.C.	TX	NIA	USMD Holdings, Inc.	Ownership	100.000	UnitedHealth Group Incorporated		
		.0000	27-3296953				IN Style OPTICAL, LLC	MA	NIA	Physician(s) owned	Influence	0.000	UnitedHealth Group Incorporated		4
		.0000	26-0711388				Indian River Surgery Properties, LLC	FL	NIA	Surgery Center of Vero Beach, Inc.	Ownership	100.000	UnitedHealth Group Incorporated		
		.0000	45-4132005				Indiana Care Organization, LLC	IN	NIA	AHN Target Holdings, LLC	Ownership	100.000	UnitedHealth Group Incorporated		
		.0000	62-1641102				Ingram & Associates, LLC	TN	NIA	Optum360, LLC	Ownership	100.000	UnitedHealth Group Incorporated		
		.0000	33-0618077				Inland Faculty Medical Group, Inc.	CA	NIA	NAIM Medical Group Holdings, Inc.	Influence	0.000	UnitedHealth Group Incorporated		4
		.0000	33-0018673				Inland Surgery Center, L.P.	CA	NIA	Redlands Ambulatory Surgery Center	Influence	51.000	UnitedHealth Group Incorporated		5
		.0000					Imobiliaria Apoquindo 3001 S.A.	CHL	NIA	Imobiliaria Apoquindo S.A.	Ownership	99.999	UnitedHealth Group Incorporated		
		.0000					Imobiliaria Apoquindo 3001 S.A.	CHL	NIA	Vida Tres Internacional S.A.	Ownership	0.001	UnitedHealth Group Incorporated		
		.0000	98-1458683				Imobiliaria Apoquindo 3600 Ltda.	CHL	NIA	Banmedica S.A.	Ownership	99.700	UnitedHealth Group Incorporated		
		.0000	98-1458683				Imobiliaria Apoquindo 3600 Ltda.	CHL	NIA	Imobiliaria Apoquindo 3001 S.A.	Ownership	0.300	UnitedHealth Group Incorporated		
		.0000	98-1443174				Imobiliaria Apoquindo S.A.	CHL	NIA	Banmedica S.A.	Ownership	100.000	UnitedHealth Group Incorporated		
		.0000	98-1458682				Imobiliaria Clínica Santa María S.A.	CHL	NIA	Banmedica S.A.	Ownership	99.433	UnitedHealth Group Incorporated		2
		.0000	98-1454653				Imobiliaria e Inversiones Alameda S.A.	CHL	NIA	Banmedica S.A.	Ownership	99.980	UnitedHealth Group Incorporated		
		.0000	98-1460922				Imobiliaria Viñamed Ltda.	CHL	NIA	Administradora Médica Centromed S.A.	Ownership	99.900	UnitedHealth Group Incorporated		
		.0000	47-5640889				INOVB Surgical at Memorial City, LLC	TX	NIA	Memorial City Partners, LLC	Ownership	100.000	UnitedHealth Group Incorporated		
		.0000	88-0482274				inPharmative, Inc.	NV	NIA	OptumRx Health Solutions, LLC	Ownership	100.000	UnitedHealth Group Incorporated		
		.0000	45-2563134				Inspiris Medical Services of New Jersey, P.C.	NJ	NIA	Physician(s) owned	Influence	0.000	UnitedHealth Group Incorporated		4
		.0000	27-1561674				INSPIRIS of Michigan Medical Services, P.C.	MI	NIA	Physician(s) owned	Influence	0.000	UnitedHealth Group Incorporated		4
		.0000	13-4138668				INSPIRIS of New York IPA, Inc.	NY	NIA	Inspiris, Inc.	Ownership	100.000	UnitedHealth Group Incorporated		
		.0000	13-4138665				INSPIRIS of New York Management, Inc.	NY	NIA	Inspiris, Inc.	Ownership	100.000	UnitedHealth Group Incorporated		
		.0000	13-4168739				INSPIRIS of New York Medical Services, P.C.	NY	NIA	Physician(s) owned	Influence	0.000	UnitedHealth Group Incorporated		4
		.0000					INSPIRIS of Pennsylvania Medical Services, P.C.	PA	NIA	Physician(s) owned	Influence	0.000	UnitedHealth Group Incorporated		4
		.0000	26-2885572				INSPIRIS of Texas Physician Group	TX	NIA	Optum Care Services Company	Ownership	100.000	UnitedHealth Group Incorporated		
		.0000	33-0766366				Inspiris, Inc.	DE	NIA	Collaborative Care Holdings, LLC	Ownership	100.000	UnitedHealth Group Incorporated		
		.0000	98-1452273				Inversiones Clínicas Santa María S.A.	CHL	NIA	Banmedica S.A.	Ownership	100.000	UnitedHealth Group Incorporated		
		.0000	98-1448096				Isapre Banmedica S.A.	CHL	IA	Banmedica S.A.	Ownership	100.000	UnitedHealth Group Incorporated		
		.0000					Isapre Vida Tres S.A.	CHL	IA	Banmedica S.A.	Ownership	100.000	UnitedHealth Group Incorporated		
		.0000	20-5337793				Johnston Surgicare, L.P.	RI	NIA	Blackstone Valley Surgicare GP, LLC	Ownership	99.000	UnitedHealth Group Incorporated		
		.0000	20-5337793				Johnston Surgicare, L.P.	RI	NIA	Surgery Center Holding, LLC	Ownership	1.000	UnitedHealth Group Incorporated		
		.0000	74-2544709				Joliet Surgery Center Limited Partnership	IL	NIA	Surgicare of Joliet, Inc.	Ownership	55.030	UnitedHealth Group Incorporated		2
		.0000	98-1456202				Laboratorio ROE S.A.	PER	NIA	Pacifico S.A. Entidad Prestadora de Salud	Ownership	99.990	UnitedHealth Group Incorporated		1
		.0000					Laboratorios Médicos Amed Quilpué S.A.	CHL	NIA	Centromed Quilpué S.A.	Ownership	99.900	UnitedHealth Group Incorporated		
		.0000					Laboratorios Médicos Amed Quilpué S.A.	CHL	NIA	Servicios Médicos Amed Quilpué S.A.	Ownership	0.100	UnitedHealth Group Incorporated		
		.0000	61-1028180				Lexington Surgery Center, Ltd.	KY	NIA	Surgery Center of Lexington, LLC	Influence	73.000	UnitedHealth Group Incorporated		5
		.0000	36-3468942				LGH-A/GOLF ASTC, L.L.C.	OH	NIA	Advocate-SCA Partners, LLC	Influence	36.950	UnitedHealth Group Incorporated		5
		.0000	32-0409538				Lifepoint Accountable Care Organization, LLC	DE	NIA	Collaborative Care Holdings, LLC	Ownership	100.000	UnitedHealth Group Incorporated		
		.0000	45-3143218				Lifepoint East, Inc.	DE	NIA	Collaborative Care Holdings, LLC	Ownership	100.000	UnitedHealth Group Incorporated		
		.0000	27-2309024				LifePrint Health, Inc.	DE	NIA	Collaborative Care Holdings, LLC	Ownership	100.000	UnitedHealth Group Incorporated		
		.0000	58-2305878				Lifelife11 Ltd. Co.	GA	NIA	HealthSCOPE Benefits, Inc.	Ownership	100.000	UnitedHealth Group Incorporated		
		.0000	39-1974851				Logistics Health, Inc.	WI	NIA	OptumHealth Holdings, LLC	Ownership	100.000	UnitedHealth Group Incorporated		

STATEMENT AS OF MARCH 31, 2019 OF THE UnitedHealthcare Plan of the River Valley, Inc.

SCHEDULE Y
PART 1A - DETAIL OF INSURANCE HOLDING COMPANY SYSTEM

1	2	3	4	5	6	7	8	9	10	11	12	13	14	15	16
Group Code	Group Name	NAIC Company Code	ID Number	Federal RSSD	CIK	Name of Securities Exchange if Publicly Traded (U.S. or International)	Names of Parent, Subsidiaries Or Affiliates	Domiciliary Location	Relationship to Reporting Entity	Directly Controlled by (Name of Entity/Person)	Type of Control (Ownership, Board, Management, Attorney-in-Fact, Influence, Other)	If Control is Ownership Provide Percentage	Ultimate Controlling Entity(ies)/Person(s)	Is an SCA Filing Required? (Y/N)	*
		.00000	98-1337963				Lotten-Eyes Oftalmologia Clínica e Cirurgica Ltda.	.BRA	.NIA	Hospital Alvorada de Taguatinga Ltda.	Ownership	.99.990	UnitedHealth Group Incorporated		.2
		.00000	98-1337963				Lotten-Eyes Oftalmologia Clínica e Cirurgica Ltda.	.BRA	.NIA	Esho – Empresa de Serviços Hospitalares S.A.	Ownership	.0.000	UnitedHealth Group Incorporated		.2
		.00000	62-1179566				Louisville S.C., Ltd.	.KY	.NIA	Surgery Center of Louisville, LLC	Ownership	.65.400	UnitedHealth Group Incorporated		.2
		.00000	62-1179538				Louisville-SC Properties, Inc.	.KY	.NIA	SC Affiliates, LLC	Ownership	.100.000	UnitedHealth Group Incorporated		
		.00000	36-4119519				Loyola Ambulatory Surgery Center at Oakbrook, Inc.	.IL	.NIA	ASC Network, LLC	Ownership	.100.000	UnitedHealth Group Incorporated		
		.00000	36-4119522				Loyola Ambulatory Surgery Center at Oakbrook, L.P.	.IL	.NIA	Loyola Ambulatory Surgery Center at Oakbrook, Inc.	Influence	.45.000	UnitedHealth Group Incorporated		.5
		.00000	98-1137620				Lusiadas – Parcerias Cascais, S.A.	.PRT	.NIA	Lusiadas, SGPS, S.A.	Ownership	.100.000	UnitedHealth Group Incorporated		
		.00000	98-1139095				Lusiadas A.C.E.	.PRT	.NIA	Lusiadas, SGPS, S.A.	Ownership	.55.000	UnitedHealth Group Incorporated		
		.00000	98-1139095				Lusiadas A.C.E.	.PRT	.NIA	Lusiadas S.A.	Ownership	.20.000	UnitedHealth Group Incorporated		
		.00000	98-1139095				Lusiadas A.C.E.	.PRT	.NIA	CLISA – Clínica de Santo António, S.A.	Ownership	.10.000	UnitedHealth Group Incorporated		
		.00000	98-1139095				Lusiadas A.C.E.	.PRT	.NIA	Lusiadas – Parcerias Cascais, S.A.	Ownership	.10.000	UnitedHealth Group Incorporated		
		.00000	98-1139095				Lusiadas A.C.E.	.PRT	.NIA	Clínica Médico Cirúrgica de Santa Tecla, S.A.	Ownership	.5.000	UnitedHealth Group Incorporated		
		.00000	98-1139089				Lusiadas, S.A.	.PRT	.NIA	Lusiadas, SGPS, S.A.	Ownership	.100.000	UnitedHealth Group Incorporated		
		.00000	98-1138570				Lusiadas, SGPS, S.A.	.PRT	.NIA	AMIL International	Ownership	.100.000	UnitedHealth Group Incorporated		
		.00000	52-2129787				MAMSI Insurance Resources, LLC	.MD	.NIA	OneNet PPO, LLC	Ownership	.100.000	UnitedHealth Group Incorporated		
.0707	UnitedHealth Group Incorporated	.60321	52-1803283				MAMSI Life and Health Insurance Company	.MD	.IA	United HealthCare Services, Inc.	Ownership	.100.000	UnitedHealth Group Incorporated		
		.00000	14-1782475				Managed Physical Network, Inc.	.NY	.NIA	OptumHealth Care Solutions, LLC	Ownership	.100.000	UnitedHealth Group Incorporated		
		.00000	20-2880404				March Holdings, Inc.	.CA	.NIA	Specialty Benefits, LLC	Ownership	.100.000	UnitedHealth Group Incorporated		
		.00000	95-4874334				March Vision Care Group, Incorporated	.CA	.NIA	California Spring Holdings, PC	Influence	.0.000	UnitedHealth Group Incorporated		.4
		.00000	27-3115058				March Vision Care IPA, Inc.	.NY	.NIA	California Spring Holdings, PC	Influence	.0.000	UnitedHealth Group Incorporated		.4
		.00000	20-3042852				March Vision Care, Inc.	.CA	.NIA	March Holdings, Inc.	Ownership	.100.000	UnitedHealth Group Incorporated		
		.00000	26-2637247				Marin Specialty Surgery Center, LLC	.CA	.NIA	MGH/SCA, LLC	Influence	.51.000	UnitedHealth Group Incorporated		.5
		.00000	26-2601943				Marin Surgery Holdings, Inc.	.DE	.NIA	SC Affiliates, LLC	Ownership	.100.000	UnitedHealth Group Incorporated		
		.00000	52-1456812				Maryland Ambulatory Centers	.MD	.NIA	Maryland-SCA Centers, LLC	Ownership	.50.000	UnitedHealth Group Incorporated		.2
		.00000	52-1401791				Maryland-SCA Centers, LLC	.DE	.NIA	SC Affiliates, LLC	Ownership	.100.000	UnitedHealth Group Incorporated		
		.00000					Massachusetts Assurance Co., Ltd.	.CYM	.NIA	Collaborative Care Holdings, LLC	Ownership	.100.000	UnitedHealth Group Incorporated		
		.00000	20-0815305				Massachusetts Avenue Surgery Center, LLC	.MD	.NIA	SCA-Bethesda, LLC	Ownership	.56.690	UnitedHealth Group Incorporated		.2
		.00000	43-1967820				Mat-Rx Development, L.L.C.	.TX	.NIA	WellMed Networks, Inc.	Influence	.0.000	UnitedHealth Group Incorporated		.4
		.00000	62-1600267				McKenzie Surgery Center, L.P.	.TN	.NIA	SCA-Eugene, Inc.	Ownership	.92.000	UnitedHealth Group Incorporated		.2
		.00000	42-1741594				MD Ops, Inc.	.CA	.NIA	North American Medical Management California, Inc.	Ownership	.100.000	UnitedHealth Group Incorporated		
.0707	UnitedHealth Group Incorporated	.96310	52-1169135				MD-Individual Practice Association, Inc.	.MD	.IA	United HealthCare Services, Inc.	Ownership	.100.000	UnitedHealth Group Incorporated		
		.00000	83-1183650				ME AHS UC LLC	.DE	.NIA	Urgent Care MSO, LLC	Ownership	.70.000	UnitedHealth Group Incorporated		.2
		.00000	81-0936574				ME Urgent Care Nebraska, Inc.	.NE	.NIA	Physician(s) owned	Influence	.0.000	UnitedHealth Group Incorporated		.4
		.00000	98-1286220				Medalliance Net Ltda.	.BRA	.NIA	Optum Health & Technology Serviços do Brasil Ltda.	Ownership	.100.000	UnitedHealth Group Incorporated		
		.00000	98-1286220				Medalliance Net Ltda.	.BRA	.NIA	UHG Brasil Participações S.A.	Ownership	.0.000	UnitedHealth Group Incorporated		
		.00000	52-2178531				MEDEX Insurance Services, Inc.	.MD	.NIA	FrontierMEDEX, Inc.	Ownership	.100.000	UnitedHealth Group Incorporated		
		.00000	20-3824377				MedExpress Development, LLC	.FL	.NIA	Urgent Care MSO, LLC	Ownership	.100.000	UnitedHealth Group Incorporated		
		.00000	81-1265129				MedExpress Employed Services, Inc.	.DE	.NIA	Physician(s) owned	Influence	.0.000	UnitedHealth Group Incorporated		.4
		.00000	81-4550969				MedExpress Primary Care Arizona P.C.	.AZ	.NIA	Physician(s) owned	Influence	.0.000	UnitedHealth Group Incorporated		.4
		.00000	81-4605885				MedExpress Primary Care Kansas, P.A.	.KS	.NIA	Physician(s) owned	Influence	.0.000	UnitedHealth Group Incorporated		.4
		.00000	82-3384324				MedExpress Primary Care Maryland, P.C.	.MD	.NIA	Physician(s) owned	Influence	.0.000	UnitedHealth Group Incorporated		.4
		.00000	82-1096099				MedExpress Primary Care Massachusetts, P.C.	.MA	.NIA	Physician(s) owned	Influence	.0.000	UnitedHealth Group Incorporated		.4
		.00000	81-4396738				MedExpress Primary Care Minnesota P.C.	.MN	.NIA	Physician(s) owned	Influence	.0.000	UnitedHealth Group Incorporated		.4
		.00000	83-1077265				MedExpress Primary Care Oklahoma, P.C.	.OK	.NIA	Physician(s) owned	Influence	.0.000	UnitedHealth Group Incorporated		.4
		.00000	83-0764858				MedExpress Primary Care South Carolina, P.C.	.SC	.NIA	Physician(s) owned	Influence	.0.000	UnitedHealth Group Incorporated		.4
		.00000	82-3395792				MedExpress Primary Care Virginia, P.C.	.VA	.NIA	Physician(s) owned	Influence	.0.000	UnitedHealth Group Incorporated		.4

16.10

STATEMENT AS OF MARCH 31, 2019 OF THE UnitedHealthcare Plan of the River Valley, Inc.

SCHEDULE Y
PART 1A - DETAIL OF INSURANCE HOLDING COMPANY SYSTEM

1	2	3	4	5	6	7	8	9	10	11	12	13	14	15	16
Group Code	Group Name	NAIC Company Code	ID Number	Federal RSSD	CIK	Name of Securities Exchange if Publicly Traded (U.S. or International)	Names of Parent, Subsidiaries Or Affiliates	Domiciliary Location	Relationship to Reporting Entity	Directly Controlled by (Name of Entity/Person)	Type of Control (Ownership, Board, Management, Attorney-in-Fact, Influence, Other)	If Control is Ownership Provide Percentage	Ultimate Controlling Entity(ies)/Person(s)	Is an SCA Filing Required? (Y/N)	*
		.0000	82-4401181				MedExpress Primary Care West Virginia, Inc.	..WV	..NIA	Physician(s) owned	Influence	0.000	UnitedHealth Group Incorporated		4
		.0000	81-4563448				MedExpress Primary Care Wisconsin, S.C.	..WI	..NIA	Physician(s) owned	Influence	0.000	UnitedHealth Group Incorporated		4
		.0000	45-5388778				MedExpress Urgent Care - New Jersey, P.C.	..NJ	..NIA	Physician(s) owned	Influence	0.000	UnitedHealth Group Incorporated		4
		.0000	83-2089623				MedExpress Urgent Care - Northern New Jersey PC	..NJ	..NIA	Physician(s) owned	Influence	0.000	UnitedHealth Group Incorporated		4
		.0000	32-0533926				MedExpress Urgent Care Alabama, LLC	..AL	..NIA	Urgent Care Holdings, Inc.	Ownership	100.000	UnitedHealth Group Incorporated		4
		.0000	81-4030280				MedExpress Urgent Care Arizona, P.C.	..AZ	..NIA	Physician(s) owned	Influence	0.000	UnitedHealth Group Incorporated		4
		.0000	46-4348120				MedExpress Urgent Care Arkansas, P.A.	..AR	..NIA	Physician(s) owned	Influence	0.000	UnitedHealth Group Incorporated		4
		.0000	82-0930142				MedExpress Urgent Care California, P.C.	..CA	..NIA	Physician(s) owned	Influence	0.000	UnitedHealth Group Incorporated		4
		.0000	81-1956812				MedExpress Urgent Care Connecticut, P.C.	..CT	..NIA	Physician(s) owned	Influence	0.000	UnitedHealth Group Incorporated		4
		.0000	82-1135336				MedExpress Urgent Care Idaho, P.C.	..ID	..NIA	Physician(s) owned	Influence	0.000	UnitedHealth Group Incorporated		4
		.0000	47-4308614				MedExpress Urgent Care Illinois, P.C.	..IL	..NIA	Physician(s) owned	Influence	0.000	UnitedHealth Group Incorporated		4
		.0000	81-5353472				MedExpress Urgent Care Iowa, P.C.	..IA	..NIA	Physician(s) owned	Influence	0.000	UnitedHealth Group Incorporated		4
		.0000	47-1919283				MedExpress Urgent Care Kansas, P.A.	..KS	..NIA	Physician(s) owned	Influence	0.000	UnitedHealth Group Incorporated		4
		.0000	82-1719888				MedExpress Urgent Care Maine, Inc.	..ME	..NIA	Urgent Care Holdings, Inc.	Ownership	100.000	UnitedHealth Group Incorporated		4
		.0000	81-1125396				MedExpress Urgent Care Minnesota P.C.	..MN	..NIA	Physician(s) owned	Influence	0.000	UnitedHealth Group Incorporated		4
		.0000	47-3132625				MedExpress Urgent Care Missouri P.C.	..MO	..NIA	Physician(s) owned	Influence	0.000	UnitedHealth Group Incorporated		4
		.0000	82-0631738				MedExpress Urgent Care New Hampshire, Inc.	..NH	..NIA	Urgent Care Holdings, Inc.	Ownership	100.000	UnitedHealth Group Incorporated		4
		.0000	81-5138747				MedExpress Urgent Care North Carolina, P.C.	..NC	..NIA	Physician(s) owned	Influence	0.000	UnitedHealth Group Incorporated		4
		.0000	20-2545363				MedExpress Urgent Care of Boynton Beach, LLC	..FL	..NIA	MedExpress Development, LLC	Ownership	100.000	UnitedHealth Group Incorporated		4
		.0000	82-1919436				MedExpress Urgent Care Oregon, P.C.	..OR	..NIA	Physician(s) owned	Influence	0.000	UnitedHealth Group Incorporated		4
		.0000	81-5362765				MedExpress Urgent Care Rhode Island, P.C.	..RI	..NIA	Physician(s) owned	Influence	0.000	UnitedHealth Group Incorporated		4
		.0000	81-5380706				MedExpress Urgent Care South Carolina, P.C.	..SC	..NIA	Physician(s) owned	Influence	0.000	UnitedHealth Group Incorporated		4
		.0000	47-5147441				MedExpress Urgent Care Texas, P.A.	..TX	..NIA	Physician(s) owned	Influence	0.000	UnitedHealth Group Incorporated		4
		.0000	82-2443118				MedExpress Urgent Care Washington, P.C.	..WA	..NIA	Physician(s) owned	Influence	0.000	UnitedHealth Group Incorporated		4
		.0000	81-4281678				MedExpress Urgent Care Wisconsin, S.C.	..WI	..NIA	Physician(s) owned	Influence	0.000	UnitedHealth Group Incorporated		4
		.0000					MedExpress Urgent Care, Inc. - Ohio	..OH	..NIA	Urgent Care Holdings, Inc.	Ownership	100.000	UnitedHealth Group Incorporated		4
		.0000	26-4546400				MedExpress Urgent Care, Inc. - West Virginia	..WV	..NIA	Physician(s) owned	Influence	0.000	UnitedHealth Group Incorporated		4
		.0000	47-1804667				MedExpress Urgent Care, P.C. - Georgia	..GA	..NIA	Physician(s) owned	Influence	0.000	UnitedHealth Group Incorporated		4
		.0000	90-0929572				MedExpress Urgent Care, P.C. - Indiana	..IN	..NIA	Physician(s) owned	Influence	0.000	UnitedHealth Group Incorporated		4
		.0000	45-3461101				MedExpress Urgent Care, P.C. - Maryland	..MD	..NIA	Physician(s) owned	Influence	0.000	UnitedHealth Group Incorporated		4
		.0000	47-1857908				MedExpress Urgent Care, P.C. - Massachusetts	..MA	..NIA	Physician(s) owned	Influence	0.000	UnitedHealth Group Incorporated		4
		.0000	46-4793937				MedExpress Urgent Care, P.C. - Michigan	..MI	..NIA	Physician(s) owned	Influence	0.000	UnitedHealth Group Incorporated		4
		.0000	47-1824365				MedExpress Urgent Care, P.C. - Oklahoma	..OK	..NIA	Physician(s) owned	Influence	0.000	UnitedHealth Group Incorporated		4
		.0000	26-3750502				MedExpress Urgent Care, P.C. - Pennsylvania	..PA	..NIA	Physician(s) owned	Influence	0.000	UnitedHealth Group Incorporated		4
		.0000	45-4973138				MedExpress Urgent Care, P.C. - Tennessee	..TN	..NIA	Physician(s) owned	Influence	0.000	UnitedHealth Group Incorporated		4
		.0000	45-3123110				MedExpress Urgent Care, P.C. - Virginia	..VA	..NIA	Physician(s) owned	Influence	0.000	UnitedHealth Group Incorporated		4
		.0000	83-1565124				MedExpress Urgent Care, P.S.C. - Kentucky	..KY	..NIA	Physician(s) owned	Influence	0.000	UnitedHealth Group Incorporated		4
		.0000	45-5436856				MedExpress, Inc. - Delaware	..DE	..NIA	Physician(s) owned	Influence	0.000	UnitedHealth Group Incorporated		4
.0707	UnitedHealth Group Incorporated	.12756	20-3391186				Medica Health Plans of Florida, Inc.	..FL	..IA	United HealthCare Services, Inc.	Ownership	100.000	UnitedHealth Group Incorporated		4
.0707	UnitedHealth Group Incorporated	.12155	01-0788576				Medica HealthCare Plans, Inc.	..FL	..IA	United HealthCare Services, Inc.	Ownership	100.000	UnitedHealth Group Incorporated		4
		.0000	75-2566987				Medical Clinic of North Texas PLLC	..TX	..NIA	USMD Affiliated Services	Ownership	100.000	UnitedHealth Group Incorporated		4
		.0000					Medical Hilfe S.A.	..CH	..NIA	Home Medical S.A.	Ownership	100.000	UnitedHealth Group Incorporated		4
		.0000	95-4708497				Medical Support Los Angeles, A Medical Corporation	..CA	..NIA	Physician(s) owned	Influence	0.000	UnitedHealth Group Incorporated		4
		.0000	26-0636717				Medical Surgical Centers of America, Inc.	..DE	..NIA	ASC Network, LLC	Ownership	100.000	UnitedHealth Group Incorporated		4
		.0000	32-0037402				Medical Transportation Services, LLC	..FL	..NIA	United HealthCare Services, Inc.	Ownership	100.000	UnitedHealth Group Incorporated		4
		.0000	20-4635837				Medication Management Systems, Inc.	..MN	..NIA	Genoa Healthcare LLC	Ownership	100.000	UnitedHealth Group Incorporated		4
		.0000	75-2515691				MedSynergies, LLC	..DE	..NIA	Mustang Razorback Holdings, Inc.	Ownership	100.000	UnitedHealth Group Incorporated		4
		.0000	58-2101921				Melbourne Surgery Center, LLC	..GA	..NIA	Surgical Care Partners of Melbourne, LLC	Ownership	100.000	UnitedHealth Group Incorporated		4
		.0000	82-4964787				Memorial City Holdings, LLC	..DE	..NIA	SCA-Memorial City, LLC	Ownership	51.000	UnitedHealth Group Incorporated		2

16.11

STATEMENT AS OF MARCH 31, 2019 OF THE UnitedHealthcare Plan of the River Valley, Inc.

SCHEDULE Y
PART 1A - DETAIL OF INSURANCE HOLDING COMPANY SYSTEM

1	2	3	4	5	6	7	8	9	10	11	12	13	14	15	16
Group Code	Group Name	NAIC Company Code	ID Number	Federal RSSD	CIK	Name of Securities Exchange if Publicly Traded (U.S. or International)	Names of Parent, Subsidiaries Or Affiliates	Domiciliary Location	Relationship to Reporting Entity	Directly Controlled by (Name of Entity/Person)	Type of Control (Ownership, Board, Management, Attorney-in-Fact, Influence, Other)	If Control is Ownership Provide Percentage	Ultimate Controlling Entity(ies)/Person(s)	Is an SCA Filing Required? (Y/N)	*
		.00000	82-3689933				Memorial City Partners, LLC	DE	NIA	Memorial City Holdings, LLC	Ownership	.51.000	UnitedHealth Group Incorporated		2
		.00000	95-4688463				Memorial Healthcare IPA, GP	CA	NIA	MHIPA Physician Two Holdco, A Medical Corporation	Influence	.0.000	UnitedHealth Group Incorporated		4
		.00000	95-4688463				Memorial Healthcare IPA, GP	CA	NIA	MH Physician Three Holdco, A Medical Corporation	Influence	.0.000	UnitedHealth Group Incorporated		4
		.00000	26-1394069				MemorialCare Surgical Center at Orange Coast, LLC	CA	NIA	Beach Surgical Holdings, LLC	Influence	.51.000	UnitedHealth Group Incorporated		5
		.00000	20-3678259				MemorialCare Surgical Center at Saddleback, LLC	CA	NIA	Beach Surgical Holdings, LLC	Influence	.53.050	UnitedHealth Group Incorporated		5
		.00000	62-1590322				Memphis-SC, LLC	TN	NIA	SCA-Shelby Development Corp.	Ownership	.100.000	UnitedHealth Group Incorporated		
		.00000	62-1590324				Memphis-SP, LLC	TN	NIA	Shelby Surgery Properties, Inc.	Ownership	.100.000	UnitedHealth Group Incorporated		
		.00000	27-0203906				Mesquite Liberty, LLC	NV	NIA	Sierra Health Services, Inc.	Ownership	.80.357	UnitedHealth Group Incorporated		2
		.00000	52-2303928				Metropolitan Medical Partners, LLC	MD	NIA	SCA-Chevy Chase, LLC	Ownership	.60.830	UnitedHealth Group Incorporated		2
		.00000	20-8998927				Metropolitan Medical Transportation IPA, LLC	NY	NIA	TriMed, LLC	Ownership	.100.000	UnitedHealth Group Incorporated		
		.00000	38-3861395				MGH/SCA, LLC	CA	NIA	Marin Surgery Holdings, Inc.	Influence	.49.000	UnitedHealth Group Incorporated		5
		.00000	27-2252446				MHC Real Estate Holdings, LLC	CA	NIA	Monarch Management Services, Inc.	Ownership	.100.000	UnitedHealth Group Incorporated		
		.00000	80-0507474				MHCH, Inc.	CA	NIA	Monarch HealthCare, A Medical Group, Inc.	Influence	.0.000	UnitedHealth Group Incorporated		4
		.00000	36-4600281				MIAMI SURGERY CENTER, LLC	DE	NIA	SCA-Doral, LLC	Ownership	.50.180	UnitedHealth Group Incorporated		2
		.00000	20-3345412				Midlands Orthopaedics Surgery Center, LLC	SC	NIA	SCA-Midlands, LLC	Influence	.49.000	UnitedHealth Group Incorporated		5
		.00000	20-8103522				Midwest Center for Day Surgery, LLC	IL	NIA	Advocate-SCA Partners, LLC	Ownership	.53.880	UnitedHealth Group Incorporated		2
		.00000	20-8103522				Mid-West National Life Insurance Company of Tennessee	TX	IA	HealthMarkets, LLC	Ownership	.100.000	UnitedHealth Group Incorporated		
.0707	UnitedHealth Group Incorporated	.66087	62-0724538				Mile High SurgiCenter, LLC	CO	NIA	SCA-Mile High Holdings, LLC	Ownership	.55.000	UnitedHealth Group Incorporated		2
		.00000	83-0543458				Mississippi Surgery Holdings, LLC	DE	NIA	SCA Surgery Holdings, LLC	Ownership	.100.000	UnitedHealth Group Incorporated		
		.00000	27-2439806				MN Waypoint Sports Physical Therapy, Inc.	DE	NIA	Orthology, Inc.	Ownership	.100.000	UnitedHealth Group Incorporated		
		.00000	46-3949765				Mobile Medical Services, P.C.	NY	NIA	Physician(s) owned	Influence	.0.000	UnitedHealth Group Incorporated		4
		.00000	30-045773				Mobile-SC, LTD.	AL	NIA	SCA-Mobile, LLC	Influence	.33.000	UnitedHealth Group Incorporated		5
		.00000	63-0883553				Modern Medical, Inc.	OH	NIA	Healthcare Solutions, Inc.	Ownership	.100.000	UnitedHealth Group Incorporated		
		.00000	31-1191553				Monarch Health Plan, Inc.	CA	NIA	Monarch HealthCare, A Medical Group, Inc.	Influence	.0.000	UnitedHealth Group Incorporated		4
		.00000	33-0587660				Monarch HealthCare, A Medical Group, Inc.	CA	NIA	MH Physician Three Holdco, A Medical Corporation	Influence	.0.000	UnitedHealth Group Incorporated		4
		.00000	30-0606451				Monarch Hospice, LLC	CA	NIA	MHCH, Inc.	Influence	.0.000	UnitedHealth Group Incorporated		4
		.00000	45-3142852				Monarch Management Services, Inc.	DE	NIA	Collaborative Care Holdings, LLC	Ownership	.100.000	UnitedHealth Group Incorporated		
		.00000	52-1401868				Montgomery Surgery Center Limited Partnership	MD	NIA	Maryland Ambulatory Centers	Ownership	.77.000	UnitedHealth Group Incorporated		2
		.00000	81-1633765				MSLA Management LLC	DE	NIA	Logistics Health, Inc.	Ownership	.100.000	UnitedHealth Group Incorporated		
		.00000	62-1506649				Mt. Pleasant Surgery Center, L.P.	TN	NIA	SCA-Mt. Pleasant, LLC	Ownership	.98.000	UnitedHealth Group Incorporated		2
		.00000	98-1285432				Multiangio Ltda.	BRA	NIA	S.A.	Ownership	.93.000	UnitedHealth Group Incorporated		2
		.00000	20-4209261				Muskogee Surgical Investors, LLC	OK	NIA	Surgery Center of Muskogee, LLC	Ownership	.100.000	UnitedHealth Group Incorporated		
		.00000	47-1935798				Mustang Razorback Holdings, Inc.	DE	NIA	OptumInsight, Inc.	Ownership	.100.000	UnitedHealth Group Incorporated		
		.00000	26-2564744				My Wellness Solutions, LLC	DE	NIA	OptumHealth Care Solutions, LLC	Ownership	.100.000	UnitedHealth Group Incorporated		
		.00000	20-3236839				NAMM Holdings, Inc.	DE	NIA	Aveta Inc.	Ownership	.100.000	UnitedHealth Group Incorporated		
		.00000	56-2627070				NAMM Medical Group Holdings, Inc.	CA	NIA	Physician(s) owned	Influence	.0.000	UnitedHealth Group Incorporated		4
		.00000	61-1627269				NAMM MGH, Inc.	CA	NIA	Physician(s) owned	Influence	.0.000	UnitedHealth Group Incorporated		4
		.00000	62-1468431				Nashville-SCA Surgery Centers, Inc.	TN	NIA	SC Affiliates, LLC	Ownership	.100.000	UnitedHealth Group Incorporated		
		.00000	47-2336925				National MedTrans, LLC	NY	NIA	Specialty Benefits, LLC	Ownership	.100.000	UnitedHealth Group Incorporated		
.0707	UnitedHealth Group Incorporated	.95251	76-0196559				National Pacific Dental, Inc.	TX	IA	Dental Benefit Providers, Inc.	Ownership	.100.000	UnitedHealth Group Incorporated		
		.00000	36-3549627				National Surgery Centers, LLC	DE	NIA	Surgical Care Affiliates, LLC	Ownership	.100.000	UnitedHealth Group Incorporated		
.0707	UnitedHealth Group Incorporated	.95123	65-0996107				Neighborhood Health Partnership, Inc.	FL	IA	UnitedHealthcare, Inc.	Ownership	.100.000	UnitedHealth Group Incorporated		
		.00000	20-4755277				Netwerkes, LLC	TN	NIA	Optum360 Solutions, LLC	Ownership	.100.000	UnitedHealth Group Incorporated		
.0707	UnitedHealth Group Incorporated	.95758	88-0228572				Nevada Pacific Dental	NV	IA	Dental Benefit Providers, Inc.	Ownership	.100.000	UnitedHealth Group Incorporated		

16.12

STATEMENT AS OF MARCH 31, 2019 OF THE UnitedHealthcare Plan of the River Valley, Inc.

SCHEDULE Y
PART 1A - DETAIL OF INSURANCE HOLDING COMPANY SYSTEM

1	2	3	4	5	6	7	8	9	10	11	12	13	14	15	16
Group Code	Group Name	NAIC Company Code	ID Number	Federal RSSD	CIK	Name of Securities Exchange if Publicly Traded (U.S. or International)	Names of Parent, Subsidiaries Or Affiliates	Domi-ciliary Location	Relation-ship to Reporting Entity	Directly Controlled by (Name of Entity/Person)	Type of Control (Ownership, Board, Management, Attorney-in-Fact, Influence, Other)	If Control is Ownership Provide Percentage	Ultimate Controlling Entity(ies)/Person(s)	Is an SCA Filing Re-quired? (Y/N)	*
		.0000	72-1267232				New Orleans Regional Physician Hospital Organization, L.L.C.	LA	NIA	UnitedHealthcare, Inc.	Ownership	100.000	UnitedHealth Group Incorporated		
		.0000	84-1250135				New West Physicians, Inc.	CO	NIA	Newton Holdings, LLC	Ownership	100.000	UnitedHealth Group Incorporated		
		.0000					Newton Holdings, LLC	DE	NIA	Collaborative Care Holdings, LLC	Ownership	80.100	UnitedHealth Group Incorporated		2
		.0000	33-0673955				North American Medical Management California, Inc.	TN	NIA	NAMM Holdings, Inc.	Ownership	100.000	UnitedHealth Group Incorporated		
		.0000	27-2248103				North Dallas Surgical Center, LLC	DE	NIA	THR-SCA Holdings, LLC	Influence	51.000	UnitedHealth Group Incorporated		5
		.0000	88-0245121				Northern Nevada Health Network, Inc.	NV	NIA	Sierra Health Services, Inc.	Ownership	100.000	UnitedHealth Group Incorporated		
		.0000	81-0399251				Northern Rockies Surgicenter, Inc.	MT	NIA	National Surgery Centers, LLC	Ownership	100.000	UnitedHealth Group Incorporated		
		.0000	37-1007387				Northwest Surgicare, LLC	DE	NIA	Surgery Center Holding, LLC	Ownership	100.000	UnitedHealth Group Incorporated		
		.0000	75-2494046				Northwest Surgicare, Ltd.	IL	NIA	Northwest Surgicare, LLC	Ownership	60.000	UnitedHealth Group Incorporated		2
		.0000	56-1754480				NSC Fayetteville, LLC	DE	NIA	National Surgery Centers, LLC	Ownership	100.000	UnitedHealth Group Incorporated		
		.0000	56-1775016				NSC Greensboro, LLC	DE	NIA	National Surgery Centers, LLC	Ownership	100.000	UnitedHealth Group Incorporated		
		.0000	36-4210296				NSC Lancaster, LLC	DE	NIA	National Surgery Centers, LLC	Ownership	100.000	UnitedHealth Group Incorporated		
		.0000	91-1553479				NSC Seattle, Inc.	WA	NIA	National Surgery Centers, LLC	Ownership	100.000	UnitedHealth Group Incorporated		
		.0000	33-0812824				NSC Upland, LLC	DE	NIA	National Surgery Centers, LLC	Ownership	100.000	UnitedHealth Group Incorporated		
		.0000	98-1454609				Omesa S.A.	CHL	NIA	Vidaintegra S.A.	Ownership	99.990	UnitedHealth Group Incorporated		
		.0000	98-1454609				Omesa S.A.	CHL	NIA	Saden S.A.	Ownership	0.010	UnitedHealth Group Incorporated		
		.0000	98-1456252				Oncocare S.A.C.	PER	NIA	Pacifico S.A. Entidad Prestadora de Salud	Ownership	80.000	UnitedHealth Group Incorporated		2
		.0000	52-2129786				OneNet PPO, LLC	MD	NIA	UnitedHealthcare Insurance Company	Ownership	100.000	UnitedHealth Group Incorporated		
		.0000	26-1914835				OPHTHALMOLOGY SURGERY CENTER OF DALLAS, LLC	TX	NIA	THR-SCA Holdings, LLC	Influence	51.000	UnitedHealth Group Incorporated		5
.0707	UnitedHealth Group Incorporated	.96940	52-1518174				Optimum Choice, Inc.	MD	IA	United HealthCare Services, Inc.	Ownership	100.000	UnitedHealth Group Incorporated		
		.0000	47-0858534	3202702	3202702		Optum Bank, Inc.	UT	NIA	OptumHealth Financial Services, Inc.	Ownership	100.000	UnitedHealth Group Incorporated		
		.0000	36-3437660				Optum Biometrics, Inc.	IL	NIA	OptumHealth Care Solutions, LLC	Ownership	100.000	UnitedHealth Group Incorporated		
		.0000	26-0683057				Optum Care Services Company	TN	NIA	Inspiris, Inc.	Ownership	100.000	UnitedHealth Group Incorporated		
		.0000	83-1959511				Optum Care, Inc.	DE	NIA	Collaborative Care Services, Inc.	Ownership	100.000	UnitedHealth Group Incorporated		
		.0000	75-2778455				Optum Clinic, P.A.	TX	NIA	Physician(s) owned	Influence	0.000	UnitedHealth Group Incorporated		4
		.0000	37-1782217				Optum Clinics Holdings, Inc.	DE	NIA	Collaborative Care Holdings, LLC	Ownership	100.000	UnitedHealth Group Incorporated		
		.0000	38-3969193				Optum Clinics Intermediate Holdings, Inc.	DE	NIA	Optum Clinics Holdings, Inc.	Ownership	100.000	UnitedHealth Group Incorporated		
		.0000					Optum Digital Health Holdings, LLC	DE	NIA	Consumer Wellness Solutions, Inc.	Ownership	100.000	UnitedHealth Group Incorporated		
		.0000	98-1325466				Optum Finance (Ireland) Unlimited Company	IRL	NIA	UnitedHealthcare International VIII S.à r.l.	Ownership	100.000	UnitedHealth Group Incorporated		
		.0000	98-1103015				Optum Global Solutions (India) Private Limited	IND	NIA	Optum Global Solutions International B.V.	Ownership	99.999	UnitedHealth Group Incorporated		
		.0000	98-1103015				Optum Global Solutions (India) Private Limited	IND	NIA	UnitedHealth International, Inc.	Ownership	0.001	UnitedHealth Group Incorporated		
		.0000	98-1097776				Optum Global Solutions (Philippines), Inc.	PHL	NIA	Optum Global Solutions International B.V.	Ownership	99.992	UnitedHealth Group Incorporated		2
		.0000	98-1201187				Optum Global Solutions International B.V.	NLD	NIA	Optum Technology, Inc.	Ownership	97.480	UnitedHealth Group Incorporated		
		.0000	98-1201187				Optum Global Solutions International B.V.	NLD	NIA	OptumHealth International B.V.	Ownership	2.520	UnitedHealth Group Incorporated		
		.0000	04-3574101				Optum Government Solutions, Inc.	DE	NIA	OptumInsight, Inc.	Ownership	100.000	UnitedHealth Group Incorporated		
		.0000					Optum Health & Technology (Hong Kong) Limited	CHN	NIA	OptumHealth International B.V.	Ownership	100.000	UnitedHealth Group Incorporated		
		.0000	98-1095799				Optum Health & Technology (India) Private Limited	IND	NIA	OptumHealth International B.V.	Ownership	99.999	UnitedHealth Group Incorporated		
		.0000	98-1095799				Optum Health & Technology (India) Private Limited	IND	NIA	United Behavioral Health	Ownership	0.001	UnitedHealth Group Incorporated		
		.0000	98-1097886				Optum Health & Technology (Singapore) Pte. Ltd.	SGP	NIA	OptumHealth International B.V.	Ownership	100.000	UnitedHealth Group Incorporated		
		.0000	98-1095879				Optum Health & Technology (UK) Limited	GBR	NIA	Optum UK Solutions Group Limited	Ownership	100.000	UnitedHealth Group Incorporated		
		.0000	20-2149493				Optum Health & Technology (US), LLC	MO	NIA	OptumHealth Holdings, LLC	Ownership	100.000	UnitedHealth Group Incorporated		
		.0000	43-1747235				Optum Health & Technology Holdings (US), Inc.	MO	NIA	Optum, Inc.	Ownership	100.000	UnitedHealth Group Incorporated		
		.0000	98-1184561				Optum Health & Technology Serviços do Brasil Ltda.	BRA	NIA	Optum Global Solutions International B.V.	Ownership	99.998	UnitedHealth Group Incorporated		

16.13

STATEMENT AS OF MARCH 31, 2019 OF THE UnitedHealthcare Plan of the River Valley, Inc.

SCHEDULE Y
PART 1A - DETAIL OF INSURANCE HOLDING COMPANY SYSTEM

1	2	3	4	5	6	7	8	9	10	11	12	13	14	15	16
Group Code	Group Name	NAIC Company Code	ID Number	Federal RSSD	CIK	Name of Securities Exchange if Publicly Traded (U.S. or International)	Names of Parent, Subsidiaries Or Affiliates	Domi-ciliary Location	Relation-ship to Reporting Entity	Directly Controlled by (Name of Entity/Person)	Type of Control (Ownership, Board, Management, Attorney-in-Fact, Influence, Other)	If Control is Ownership Provide Percentage	Ultimate Controlling Entity(ies)/Person(s)	Is an SCA Filing Re-quired? (Y/N)	*
		.0000	98-1184561				Optum Health & Technology Serviços do Brasil Ltda.	.BRA	NIA	OptumInsight, Inc.	Ownership	0.002	UnitedHealth Group Incorporated		
		.0000	98-1276517				Optum Health and Technology FZ-LLC	.ARE	NIA	Optum Global Solutions International B.V.	Ownership	100.000	UnitedHealth Group Incorporated		
		.0000	98-1097921				Optum Health Services (Canada) Ltd.	.CAN	NIA	Optum Health & Technology Holdings (US), Inc.	Ownership	100.000	UnitedHealth Group Incorporated		
		.0000	98-1406274				Optum Health Solutions (Australia) Pty Ltd	.AUS	NIA	Optum UK Solutions Group Limited	Ownership	100.000	UnitedHealth Group Incorporated		
		.0000	98-1147355				Optum Health Solutions (UK) Limited	.GBR	NIA	Optum UK Solutions Group Limited	Ownership	100.000	UnitedHealth Group Incorporated		
		.0000	58-2068880				Optum Healthcare of Illinois, Inc.	.GA	NIA	Optum Women's and Children's Health, LLC	Ownership	100.000	UnitedHealth Group Incorporated		
		.0000	20-0212381				Optum Hospice Pharmacy Services, LLC	.DE	NIA	OptumRx Health Solutions, LLC	Ownership	100.000	UnitedHealth Group Incorporated		
.0707	UnitedHealth Group Incorporated	69647	31-0628424				Optum Insurance of Ohio, Inc.	.OH	.IA	OptumRx PBM of Maryland, LLC	Ownership	100.000	UnitedHealth Group Incorporated		
		.0000	46-4734521				Optum Labs Dimensions, Inc.	.DE	NIA	Optum Labs, Inc.	Ownership	100.000	UnitedHealth Group Incorporated		
		.0000	98-1249178				Optum Labs International (UK) Ltd.	.GBR	NIA	Optum, Inc.	Ownership	100.000	UnitedHealth Group Incorporated		
		.0000	46-1615964				Optum Labs, Inc.	.DE	NIA	Optum, Inc.	Ownership	100.000	UnitedHealth Group Incorporated		
		.0000	98-1209730				Optum Life Sciences (Canada) Inc.	.CAN	NIA	OptumInsight Life Sciences, Inc.	Ownership	100.000	UnitedHealth Group Incorporated		
		.0000	98-1098190				Optum Management Consulting (Shanghai) Co., Ltd.	.CHN	NIA	Optum Health & Technology Holdings (US), Inc.	Ownership	100.000	UnitedHealth Group Incorporated		
		.0000	30-0826311				Optum Medical Services of California, P.C.	.CA	NIA	Physician(s) owned	Influence	0.000	UnitedHealth Group Incorporated		4
		.0000	45-3866363				Optum Medical Services, P.C.	.NC	NIA	Physician(s) owned	Influence	0.000	UnitedHealth Group Incorporated		4
		.0000	90-1001805				Optum Nevada Accountable Care Organization LLC	.DE	NIA	Collaborative Care Holdings, LLC	Ownership	100.000	UnitedHealth Group Incorporated		
		.0000	58-1873062				Optum of New York, Inc.	.NY	NIA	Optum Women's and Children's Health, LLC	Ownership	100.000	UnitedHealth Group Incorporated		
		.0000	98-1097761				Optum Operations (Ireland) Unlimited Company	.IRL	NIA	UnitedHealthcare International VII S.à r.l.	Ownership	100.000	UnitedHealth Group Incorporated		
		.0000	20-8911466				Optum Palliative and Hospice Care of Pennsylvania, Inc.	.TN	NIA	Hospice Inspiris Holdings, Inc.	Ownership	100.000	UnitedHealth Group Incorporated		
		.0000	20-8911303				Optum Palliative and Hospice Care of Texas, Inc.	.TN	NIA	Hospice Inspiris Holdings, Inc.	Ownership	100.000	UnitedHealth Group Incorporated		
		.0000	30-0226127				Optum Palliative and Hospice Care, Inc.	.DE	NIA	Collaborative Care Holdings, LLC	Ownership	100.000	UnitedHealth Group Incorporated		
		.0000	20-4581265				Optum Public Sector Solutions, Inc.	.DE	NIA	OptumInsight, Inc.	Ownership	100.000	UnitedHealth Group Incorporated		
		.0000	46-3328009				Optum Rocket, Inc.	.DE	NIA	OptumInsight, Inc.	Ownership	100.000	UnitedHealth Group Incorporated		
		.0000	26-0543382				Optum Senior Services, LLC	.AL	NIA	Optum Hospice Pharmacy Services, LLC	Ownership	100.000	UnitedHealth Group Incorporated		
		.0000	98-1307821				Optum Services (Ireland) Limited	.IRL	NIA	Optum Operations (Ireland) Unlimited Company	Ownership	100.000	UnitedHealth Group Incorporated		
		.0000	66-0870003				Optum Services (Puerto Rico) LLC	.PR	NIA	UnitedHealthcare International III B.V.	Ownership	100.000	UnitedHealth Group Incorporated		
		.0000	45-4683454				Optum Services, Inc.	.DE	NIA	Optum, Inc.	Ownership	100.000	UnitedHealth Group Incorporated		
		.0000	98-1284698				Optum Solutions do Brasil – Tecnologia e Serviços de Suporte Ltda.	.BRA	NIA	Optum Health & Technology Serviços do Brasil Ltda.	Ownership	100.000	UnitedHealth Group Incorporated		
		.0000	98-1284698				Optum Solutions do Brasil – Tecnologia e Serviços de Suporte Ltda.	.BRA	NIA	OptumInsight, Inc.	Ownership	0.000	UnitedHealth Group Incorporated		
		.0000	98-0644599				Optum Solutions UK Holdings Limited	.GBR	NIA	Optum Health & Technology Holdings (US), Inc.	Ownership	100.000	UnitedHealth Group Incorporated		
		.0000	46-5713629				Optum Technology, Inc.	.DE	NIA	Optum, Inc.	Ownership	100.000	UnitedHealth Group Incorporated		
		.0000	98-1097769				Optum UK Solutions Group Limited	.GBR	NIA	Optum Solutions UK Holdings Limited	Ownership	100.000	UnitedHealth Group Incorporated		
		.0000	58-2205984				Optum Women's and Children's Health, LLC	.DE	NIA	My Wellness Solutions, LLC	Ownership	100.000	UnitedHealth Group Incorporated		
		.0000	30-0580620	3119994	3119994		Optum, Inc.	.DE	NIA	United HealthCare Services, Inc.	Ownership	100.000	UnitedHealth Group Incorporated		
		.0000	46-3983926				Optum360 Services, Inc.	.DE	NIA	Optum Rocket, Inc.	Ownership	69.000	UnitedHealth Group Incorporated		2
		.0000	82-3446942				Optum360 Solutions, LLC	.DE	NIA	OptumInsight, Inc.	Ownership	100.000	UnitedHealth Group Incorporated		
		.0000	46-3328307				Optum360, LLC	.DE	NIA	Optum Rocket, Inc.	Ownership	69.000	UnitedHealth Group Incorporated		2
		.0000	41-1591944				OptumHealth Care Solutions, LLC	.DE	NIA	OptumInsight, Inc.	Ownership	100.000	UnitedHealth Group Incorporated		
		.0000	47-0858530				OptumHealth Financial Services, Inc.	.DE	NIA	OptumHealth Holdings, LLC	Ownership	100.000	UnitedHealth Group Incorporated		
		.0000	47-1192395				OptumHealth Holdings, LLC	.DE	NIA	Optum, Inc.	Ownership	100.000	UnitedHealth Group Incorporated		
		.0000	98-1106868				OptumHealth International B.V.	.NLD	NIA	Catamaran S.à r.l.	Ownership	100.000	UnitedHealth Group Incorporated		
		.0000					OptumInsight Holdings, LLC	.DE	NIA	Optum, Inc.	Ownership	100.000	UnitedHealth Group Incorporated		
		.0000	04-3383745				OptumInsight Life Sciences, Inc.	.DE	NIA	OptumInsight, Inc.	Ownership	100.000	UnitedHealth Group Incorporated		

16.14

STATEMENT AS OF MARCH 31, 2019 OF THE UnitedHealthcare Plan of the River Valley, Inc.

SCHEDULE Y
PART 1A - DETAIL OF INSURANCE HOLDING COMPANY SYSTEM

1	2	3	4	5	6	7	8	9	10	11	12	13	14	15	16
Group Code	Group Name	NAIC Company Code	ID Number	Federal RSSD	CIK	Name of Securities Exchange if Publicly Traded (U.S. or International)	Names of Parent, Subsidiaries Or Affiliates	Domiciliary Location	Relationship to Reporting Entity	Directly Controlled by (Name of Entity/Person)	Type of Control (Ownership, Board, Management, Attorney-in-Fact, Influence, Other)	If Control is Ownership Provide Percentage	Ultimate Controlling Entity(ies)/Person(s)	Is an SCA Filing Required? (Y/N)	*
		.0000					Patrimonio Autónomo Nueva Clínica - PANC	COL	NIA	Banmedica Internacional SpA	Ownership	9.590	UnitedHealth Group Incorporated		
		.0000	62-1451147				Payment Resolution Services, LLC	TN	NIA	OptumInsight, Inc.	Ownership	100.000	UnitedHealth Group Incorporated		
		.0000	75-3265056				PCCCV, Inc.	CA	NIA	PrimeCare Medical Network, Inc.	Ownership	100.000	UnitedHealth Group Incorporated		
		.0000	20-5662149				Peoples Health, Inc.	LA	IA	New Orleans Regional Physician Hospital Organization, L.L.C.	Ownership	100.000	UnitedHealth Group Incorporated		
		.0000					Perham Physical Therapy, LTD.	MN	NIA	Orthology, Inc.	Ownership	100.000	UnitedHealth Group Incorporated		
		.0000	58-1978405				Perimeter Center for Outpatient Surgery, L.P.	GA	NIA	SHC Atlanta, LLC	Influence	18.643	UnitedHealth Group Incorporated		5
		.0000	23-2171049				Pharmacy Software Holdco, Inc.	PA	NIA	OptumRx Administrative Services, LLC	Ownership	100.000	UnitedHealth Group Incorporated		
		.0000	35-2288416				PHC Subsidiary Holdings, LLC	TX	NIA	United HealthCare Services, Inc.	Ownership	100.000	UnitedHealth Group Incorporated		
		.0000	81-2902954				Physician Alliance of the Rockies, LLC	CO	NIA	New West Physicians, Inc.	Ownership	100.000	UnitedHealth Group Incorporated		
		.0000	30-0516435				Physician Partners Medical Group, Inc.	CA	NIA	Physician(s) owned	Influence	0.000	UnitedHealth Group Incorporated		4
		.0000	59-3438026				PHYSICIANS DAY SURGERY CENTER, LLC	FL	NIA	SCA-Naples, LLC	Ownership	51.000	UnitedHealth Group Incorporated		2
.0707	UnitedHealth Group Incorporated	.11494	04-3677255				Physicians Health Choice of Texas, LLC	TX	IA	PHC Subsidiary Holdings, LLC	Ownership	100.000	UnitedHealth Group Incorporated		
		.0000	52-1162824				Physicians Health Plan of Maryland, Inc.	MD	NIA	United HealthCare Services, Inc.	Ownership	100.000	UnitedHealth Group Incorporated		
		.0000	98-1388873				Piano de Saúde Ana Costa Ltda.	BRA	IA	Anil Assistência Médica Internacional S.A.	Ownership	74.860	UnitedHealth Group Incorporated		
		.0000	98-1388873				Piano de Saúde Ana Costa Ltda.	BRA	IA	Santos Administração e Participações S.A.	Ownership	25.140	UnitedHealth Group Incorporated		
		.0000	66-0742844				Plus One Health Management Puerto Rico, Inc.	PR	NIA	Plus One Holdings, Inc.	Ownership	100.000	UnitedHealth Group Incorporated		
		.0000	13-3613705				Plus One Holdings, Inc.	DE	NIA	OptumHealth Care Solutions, LLC	Ownership	100.000	UnitedHealth Group Incorporated		
		.0000	80-0670247				PMI Acquisition, LLC	DE	NIA	Progressive Enterprises Holdings, Inc.	Ownership	100.000	UnitedHealth Group Incorporated		
		.0000	26-3148744				PMSI Holdings, LLC	DE	NIA	Progressive Enterprises Holdings, Inc.	Ownership	100.000	UnitedHealth Group Incorporated		
		.0000	59-3166848				PMSI Settlement Solutions, LLC	FL	NIA	PMSI Holdings, LLC	Ownership	100.000	UnitedHealth Group Incorporated		
		.0000	56-2422696				PMSI, LLC	FL	NIA	PMSI Holdings, LLC	Ownership	100.000	UnitedHealth Group Incorporated		
		.0000	98-1083164				Polar II Fundo de Investimento em Participações Multiestrategia	BRA	NIA	UnitedHealthcare International IV S.á r.l.	Ownership	100.000	UnitedHealth Group Incorporated		
		.0000	47-5563848				Polo Holdco, LLC	DE	NIA	Collaborative Care Holdings, LLC	Ownership	80.100	UnitedHealth Group Incorporated		2
		.0000	46-5415205				POMCO Network, Inc.	NY	NIA	POMCO, Inc.	Ownership	100.000	UnitedHealth Group Incorporated		
		.0000	65-0392785				POMCO of Florida Ltd., Inc.	FL	NIA	UMR, Inc.	Ownership	100.000	UnitedHealth Group Incorporated		
		.0000	46-2975338				POMCO West, Inc.	DE	NIA	POMCO, Inc.	Ownership	100.000	UnitedHealth Group Incorporated		
		.0000	15-0581348				POMCO, Inc.	NY	NIA	UMR, Inc.	Ownership	100.000	UnitedHealth Group Incorporated		
		.0000	45-0482796				Pomcoplus, LLC	NY	NIA	UMR, Inc.	Ownership	100.000	UnitedHealth Group Incorporated		
		.0000	33-0261822				Pomerado Outpatient Surgical Center, Inc.	CA	NIA	ASC Network, LLC	Ownership	100.000	UnitedHealth Group Incorporated		
		.0000	33-0752699				Pomerado Outpatient Surgical Center, L.P.	CA	NIA	Pomerado Outpatient Surgical Center, Inc.	Ownership	57.500	UnitedHealth Group Incorporated		2
		.0000	65-0683927				Preferred Care Partners Holding, Corp.	FL	NIA	United HealthCare Services, Inc.	Ownership	100.000	UnitedHealth Group Incorporated		
		.0000	26-1845018				Preferred Care Partners Medical Group, Inc.	FL	NIA	Preferred Care Partners Holding, Corp.	Ownership	100.000	UnitedHealth Group Incorporated		
.0707	UnitedHealth Group Incorporated	.11176	65-0885893				Preferred Care Partners, Inc.	FL	IA	Preferred Care Partners Holding, Corp.	Ownership	100.000	UnitedHealth Group Incorporated		
		.0000	75-3265059				Premier Choice ACO, Inc.	CA	NIA	PrimeCare Medical Network, Inc.	Ownership	100.000	UnitedHealth Group Incorporated		
		.0000	72-1378216				Premier Surgery Center of Louisville, L.P.	TN	NIA	SCA Premier Surgery Center of Louisville, LLC	Ownership	51.000	UnitedHealth Group Incorporated		2
		.0000	33-0527335				Primary Care Associated Medical Group, Inc.	CA	NIA	Physician(s) owned	Influence	0.000	UnitedHealth Group Incorporated		4
		.0000	30-0516440				Prime Community Care, Inc.	CA	NIA	Physician(s) owned	Influence	0.000	UnitedHealth Group Incorporated		4
		.0000	88-0253112				Prime Health, Inc.	NV	NIA	Sierra Health Services, Inc.	Ownership	100.000	UnitedHealth Group Incorporated		
		.0000	33-0607478				PrimeCare Medical Network, Inc.	CA	IA	NAMM Holdings, Inc.	Ownership	100.000	UnitedHealth Group Incorporated		
		.0000	87-0757397				PrimeCare of Citrus Valley, Inc.	CA	NIA	PrimeCare Medical Network, Inc.	Ownership	80.000	UnitedHealth Group Incorporated		2
		.0000	33-0674407				PrimeCare of Corona, Inc.	CA	NIA	PrimeCare Medical Network, Inc.	Ownership	100.000	UnitedHealth Group Incorporated		
		.0000	33-0674401				PrimeCare of Hemet Valley, Inc.	CA	NIA	PrimeCare Medical Network, Inc.	Ownership	100.000	UnitedHealth Group Incorporated		
		.0000	33-0674408				PrimeCare of Inland Valley, Inc.	CA	NIA	PrimeCare Medical Network, Inc.	Ownership	100.000	UnitedHealth Group Incorporated		
		.0000	33-0674402				PrimeCare of Moreno Valley, Inc.	CA	NIA	PrimeCare Medical Network, Inc.	Ownership	100.000	UnitedHealth Group Incorporated		
		.0000	33-0674400				PrimeCare of Redlands, Inc.	CA	NIA	PrimeCare Medical Network, Inc.	Ownership	100.000	UnitedHealth Group Incorporated		
		.0000	33-0674404				PrimeCare of Riverside, Inc.	CA	NIA	PrimeCare Medical Network, Inc.	Ownership	100.000	UnitedHealth Group Incorporated		
		.0000	14-1915328				PrimeCare of San Bernardino, Inc.	CA	NIA	PrimeCare Medical Network, Inc.	Ownership	100.000	UnitedHealth Group Incorporated		
		.0000	33-0698439				PrimeCare of Sun City, Inc.	CA	NIA	PrimeCare Medical Network, Inc.	Ownership	100.000	UnitedHealth Group Incorporated		

STATEMENT AS OF MARCH 31, 2019 OF THE UnitedHealthcare Plan of the River Valley, Inc.

SCHEDULE Y
PART 1A - DETAIL OF INSURANCE HOLDING COMPANY SYSTEM

1	2	3	4	5	6	7	8	9	10	11	12	13	14	15	16
Group Code	Group Name	NAIC Company Code	ID Number	Federal RSSD	CIK	Name of Securities Exchange if Publicly Traded (U.S. or International)	Names of Parent, Subsidiaries Or Affiliates	Domi-ciliary Location	Relation-ship to Reporting Entity	Directly Controlled by (Name of Entity/Person)	Type of Control (Ownership, Board, Management, Attorney-in-Fact, Influence, Other)	If Control is Ownership Provide Percentage	Ultimate Controlling Entity(ies)/Person(s)	Is an SCA Filing Re-quired? (Y/N)	*
		.0000	33-0674409				PrimeCare of Temecula, Inc.	CA	NIA	PrimeCare Medical Network, Inc.	Ownership	100.000	UnitedHealth Group Incorporated		
		.0000	14-1873402				Procura Management, Inc.	DE	NIA	Healthcare Solutions, Inc.	Ownership	100.000	UnitedHealth Group Incorporated		
		.0000	27-4371197				Progressive Enterprises Holdings, Inc.	DE	NIA	OptumRx, Inc.	Ownership	100.000	UnitedHealth Group Incorporated		
		.0000	31-1192384				Progressive Medical, LLC	OH	NIA	PMI Acquisition, LLC	Ownership	100.000	UnitedHealth Group Incorporated		
		.0000	45-4469117				ProHEALTH Accountable Care Medical Group, PLLC	NY	NIA	PROHEALTH CARE ASSOCIATES, L.L.P.	Influence	0.000	UnitedHealth Group Incorporated		4
		.0000	11-3447394				ProHEALTH Ambulatory Surgery Center, Inc.	NY	NIA	Physician(s) owned	Influence	0.000	UnitedHealth Group Incorporated		4
		.0000	11-3355604				ProHEALTH Care Associates LLP	NY	NIA	ProHEALTH Medical NY, P.C.	Influence	0.000	UnitedHealth Group Incorporated		4
		.0000	32-0229091				ProHEALTH Fitness of Lake Success, LLC	NY	NIA	ProHEALTH Medical Management, LLC	Ownership	82.620	UnitedHealth Group Incorporated		2
		.0000	47-1049961				ProHEALTH Medical Management, LLC	DE	NIA	Collaborative Care Holdings, LLC	Ownership	80.000	UnitedHealth Group Incorporated		2
		.0000	45-5470737				ProHealth Physicians ACO, LLC	CT	NIA	ProHealth Physicians, Inc.	Ownership	100.000	UnitedHealth Group Incorporated		
		.0000	06-1446075				ProHealth Physicians, Inc.	CT	NIA	Polo Holdco, LLC	Ownership	100.000	UnitedHealth Group Incorporated		
		.0000	06-1469068				ProHealth Physicians, P.C.	CT	NIA	Physician(s) owned	Influence	0.000	UnitedHealth Group Incorporated		4
		.0000	06-1469068				ProHealth Physicians, P.C.	CT	NIA	ProHealth Physicians, Inc.	Influence	0.000	UnitedHealth Group Incorporated		4
		.0000	32-0455430				ProHealth Proton Center Management, LLC	DE	NIA	ProHEALTH Medical Management, LLC	Ownership	100.000	UnitedHealth Group Incorporated		
		.0000	47-5661535				ProHEALTH Urgent Care Medicine of New Jersey LLP	NJ	NIA	Physician(s) owned	Influence	0.000	UnitedHealth Group Incorporated		4
		.0000	46-1883579				ProHEALTH Urgent Care Medicine, PLLC	NY	NIA	PROHEALTH CARE ASSOCIATES, L.L.P.	Influence	0.000	UnitedHealth Group Incorporated		4
		.0000	22-3493126				Promotora Country S.A.	COL	NIA	Banmedica S.A.	Ownership	50.000	UnitedHealth Group Incorporated		3
		.0000	98-1444638				Pronounced Health Solutions, Inc.	DE	NIA	My Wellness Solutions, LLC	Ownership	100.000	UnitedHealth Group Incorporated		
		.0000	90-0876656				Prosemedic S.A.C.	PER	NIA	Pacifico S.A. Entidad Prestadora de Salud	Ownership	80.000	UnitedHealth Group Incorporated		1
		.0000	93-1068319				PS Center, LLC	CA	NIA	Beach Surgical Holdings II LLC	Influence	100.000	UnitedHealth Group Incorporated		5
		.0000	46-3901920				Pueblo-SCA Surgery Center, LLC	DE	NIA	SC Affiliates, LLC	Ownership	100.000	UnitedHealth Group Incorporated		
		.0000	52-2016292				Pulse Platform, LLC	DE	NIA	Rally Health, Inc.	Ownership	100.000	UnitedHealth Group Incorporated		
		.0000	35-2493256				QoL Acquisition Holdings Corp.	DE	NIA	Genoa Healthcare, Inc.	Ownership	100.000	UnitedHealth Group Incorporated		
		.0000	80-0947972				Quality Software Services, Inc.	MD	NIA	OptumInsight, Inc.	Ownership	100.000	UnitedHealth Group Incorporated		
		.0000	82-3745100				Rally Health, Inc.	DE	NIA	Optum Digital Health Holdings, LLC	Ownership	100.000	UnitedHealth Group Incorporated		
		.0000	82-3161933				Real Appeal, Inc.	DE	NIA	Rally Health, Inc.	Ownership	100.000	UnitedHealth Group Incorporated		
		.0000	82-3130872				Recaudación y Cobranzas Honodav Ltda.	CHL	NIA	Clínica Dávila y Servicios Médicos S.A.	Ownership	99.000	UnitedHealth Group Incorporated		
		.0000	46-0758315				Recaudación y Cobranzas Honodav Ltda.	CHL	NIA	Servicios Integrados de Salud Ltda.	Ownership	1.000	UnitedHealth Group Incorporated		
		.0000	32-0500242				Redlands Ambulatory Surgery Center	CA	NIA	Redlands-SCA Surgery Centers, Inc.	Ownership	54.000	UnitedHealth Group Incorporated		2
		.0000	22-3624559				Redlands Family Practice Medical Group, Inc.	CA	NIA	Physician(s) owned	Influence	0.000	UnitedHealth Group Incorporated		4
		.0000	86-0857176				Redlands-SCA Surgery Centers, Inc.	CA	NIA	SC Affiliates, LLC	Ownership	100.000	UnitedHealth Group Incorporated		
		.0000	88-0310956				Reliant Medical Group, Inc.	MA	NIA	Reliant MSO, LLC	Influence	0.000	UnitedHealth Group Incorporated		4
		.0000	84-0614905				Reliant MSO, LLC	DE	NIA	Collaborative Care Holdings, LLC	Ownership	100.000	UnitedHealth Group Incorporated		
		.0000	84-1009248				Rena Health Holdings, Inc.	DE	NIA	UnitedHealth Group Ventures, LLC	Ownership	100.000	UnitedHealth Group Incorporated		
		.0000	84-1224718				Rena Health IPA, LLC	DE	NIA	Rena Health Holdings, Inc.	Ownership	100.000	UnitedHealth Group Incorporated		
		.0000	45-4148369				Rena Health Management, LLC	DE	NIA	Rena Health Holdings, Inc.	Ownership	100.000	UnitedHealth Group Incorporated		
		.0000	84-1224718				River Valley ASC, LLC	CT	NIA	SCA-River Valley, LLC	Ownership	57.540	UnitedHealth Group Incorporated		2
		.0000	22-3624559				Riverside Medical Management, LLC	DE	NIA	ProHEALTH Medical Management, LLC	Ownership	100.000	UnitedHealth Group Incorporated		
		.0000	86-0857176				Riverside Pediatric Group, P.C.	NJ	NIA	Physician(s) owned	Influence	0.000	UnitedHealth Group Incorporated		4
		.0000	88-0310956				Robert B. McBeath, M.D. II, P.C.	NV	NIA	Physician(s) owned	Influence	0.000	UnitedHealth Group Incorporated		4
		.0000	84-0614905				Robert B. McBeath, M.D. III, P.C.	NV	NIA	Physician(s) owned	Influence	0.000	UnitedHealth Group Incorporated		4
		.0000	84-1009248				Robert B. McBeath, M.D., Professional Corporation	NV	NIA	Physician(s) owned	Influence	0.000	UnitedHealth Group Incorporated		4
.0707	UnitedHealth Group Incorporated	.95482	84-0614905				Rocky Mountain Health Maintenance Organization, Incorporated	CO	IA	United HealthCare Services, Inc.	Ownership	100.000	UnitedHealth Group Incorporated		
		.0000	84-1009248				Rocky Mountain Health Management Corporation	CO	NIA	Rocky Mountain Health Maintenance Organization, Incorporated	Ownership	100.000	UnitedHealth Group Incorporated		
		.0000	84-1224718				Rocky Mountain HealthCare Options, Inc.	CO	NIA	Rocky Mountain Health Maintenance Organization, Incorporated	Ownership	100.000	UnitedHealth Group Incorporated		
		.0000	45-4148369				ROCS Holdings, LLC	IN	NIA	SCA ROCS Holdings, LLC	Influence	49.000	UnitedHealth Group Incorporated		5
		.0000	84-1224718				Saden S.A.	CHL	NIA	Banmedica S.A.	Ownership	99.920	UnitedHealth Group Incorporated		

STATEMENT AS OF MARCH 31, 2019 OF THE UnitedHealthcare Plan of the River Valley, Inc.

SCHEDULE Y
PART 1A - DETAIL OF INSURANCE HOLDING COMPANY SYSTEM

1	2	3	4	5	6	7	8	9	10	11	12	13	14	15	16
Group Code	Group Name	NAIC Company Code	ID Number	Federal RSSD	CIK	Name of Securities Exchange if Publicly Traded (U.S. or International)	Names of Parent, Subsidiaries Or Affiliates	Domiciliary Location	Relationship to Reporting Entity	Directly Controlled by (Name of Entity/Person)	Type of Control (Ownership, Board, Management, Attorney-in-Fact, Influence, Other)	If Control is Ownership Provide Percentage	Ultimate Controlling Entity(ies)/Person(s)	Is an SCA Filing Required? (Y/N)	*
		.00000	36-3562598				Surgery Centers of Des Moines, Ltd., an Iowa Limited Partnership	IA	NIA	Surgery Center Holding, LLC	Ownership	.67.950	UnitedHealth Group Incorporated		2
		.00000	68-0282268				Surgery Centers-West Holdings, LLC	DE	NIA	Surgical Care Affiliates, LLC	Ownership	100.000	UnitedHealth Group Incorporated		
		.00000	33-1187498				Surgical Care Affiliates Political Action Committee	AL	NIA	Surgical Care Affiliates, LLC	Ownership	100.000	UnitedHealth Group Incorporated		
		.00000	20-8922307				Surgical Care Affiliates, LLC	DE	NIA	SCAI Holdings, LLC	Ownership	100.000	UnitedHealth Group Incorporated		
		.00000	46-2971080				Surgical Care Partners of Melbourne, LLC	DE	NIA	SHC Melbourne, Inc.	Ownership	74.740	UnitedHealth Group Incorporated		2
		.00000	75-1925497				Surgical Care Partners of Fort Worth, LLC	TX	NIA	THR-SCA Holdings, LLC	Influence	56.423	UnitedHealth Group Incorporated		5
		.00000	63-1242229				Surgical Center at Premier, LLC	TN	NIA	Audubon Ambulatory Surgery Center, LLC	Influence	100.000	UnitedHealth Group Incorporated		5
		.00000	63-1251243				Surgical Center of Greensboro, LLC	NC	NIA	NSC Greensboro, LLC	Influence	35.720	UnitedHealth Group Incorporated		5
		.00000	22-2709324				Surgical Center of South Jersey, Limited Partnership	NJ	NIA	SCA-South Jersey, LLC	Ownership	61.853	UnitedHealth Group Incorporated		2
		.00000	63-1138507				Surgical Center of Tuscaloosa Holdings, LLC	AL	NIA	Surgical Care Affiliates, LLC	Ownership	100.000	UnitedHealth Group Incorporated		
		.00000	58-1997354				Surgical Eye Experts, LLC	MA	NIA	Physician(s) owned	Influence	0.000	UnitedHealth Group Incorporated		4
		.00000	58-1941168				Surgical Health of Orlando, LLC	FL	NIA	Surgical Health, LLC	Ownership	100.000	UnitedHealth Group Incorporated		
		.00000	27-0168681				Surgical Health, LLC	DE	NIA	Surgical Care Affiliates, LLC	Ownership	100.000	UnitedHealth Group Incorporated		
		.00000	75-2157730				Surgical Hospital Holdings of Oklahoma, LLC	DE	NIA	SCA Surgery Holdings, LLC	Ownership	100.000	UnitedHealth Group Incorporated		
		.00000	64-0629000				Surgicare of Belleville, LLC	DE	NIA	Surgery Center Holding, LLC	Ownership	100.000	UnitedHealth Group Incorporated		
		.00000	75-2162993				Surgicare of Jackson, LLC	DE	NIA	Surgery Center Holding, LLC	Ownership	100.000	UnitedHealth Group Incorporated		
		.00000	75-2287141				Surgicare of Jackson, Ltd., a Mississippi Limited Partnership	MS	NIA	Surgicare of Jackson, LLC	Influence	40.000	UnitedHealth Group Incorporated		5
		.00000	75-2501191				Surgicare of Joliet, Inc.	IL	NIA	Surgery Center Holding, LLC	Ownership	100.000	UnitedHealth Group Incorporated		
		.00000	75-2507129				Surgicare of La Veta, Inc.	CA	NIA	Surgery Centers-West Holdings, LLC	Ownership	100.000	UnitedHealth Group Incorporated		
		.00000	41-1437636				Surgicare of La Veta, Ltd.	CA	NIA	Monarch HealthCare, A Medical Group, Inc.	Influence	0.000	UnitedHealth Group Incorporated		4
		.00000	41-1437636				Surgicare of Minneapolis, LLC	DE	NIA	Surgery Center Holding, LLC	Ownership	100.000	UnitedHealth Group Incorporated		
		.00000	41-1624905				Surgicare of Minneapolis, Ltd., a Minnesota Limited Partnership	MIN	NIA	Surgicare of Minneapolis, LLC	Influence	20.000	UnitedHealth Group Incorporated		5
		.00000	75-2459713				Surgicare of Mobile, LLC	DE	NIA	Surgery Center Holding, LLC	Ownership	100.000	UnitedHealth Group Incorporated		
		.00000	75-2459715				Surgicare of Mobile, Ltd.	AL	NIA	Surgicare of Mobile, LLC	Influence	20.000	UnitedHealth Group Incorporated		5
		.00000	75-2448926				Surgicare of Oceanside, Inc.	CA	NIA	Surgery Center Holding, LLC	Ownership	100.000	UnitedHealth Group Incorporated		
		.00000	75-2184730				Surgicare of Owensboro, LLC	DE	NIA	Surgery Center Holding, LLC	Ownership	100.000	UnitedHealth Group Incorporated		
		.00000	75-2200171				Surgicare of Salem, LLC	DE	NIA	Surgery Center Holding, LLC	Ownership	100.000	UnitedHealth Group Incorporated		
		.00000	35-1975122				Surgicare, LLC	IN	NIA	SCA-SurgiCare, LLC	Ownership	53.680	UnitedHealth Group Incorporated		2
		.00000	82-3717201				Surgicenter of San Antonio at Westover Hills, LLC	TX	NIA	SCA-Westover Hills, LLC	Influence	45.360	UnitedHealth Group Incorporated		5
		.00000	95-3329855				Surgicenters of Southern California, Inc.	CA	NIA	Surgery Center Holding, LLC	Ownership	100.000	UnitedHealth Group Incorporated		
		.00000	46-1536748				Symphonix Health Holdings, LLC	DE	NIA	United HealthCare Services, Inc.	Ownership	100.000	UnitedHealth Group Incorporated		
.0707	UnitedHealth Group Incorporated	.84549	38-2044243				Symphonix Health Insurance, Inc.	IL	IA	Symphonix Health Holdings, LLC	Ownership	100.000	UnitedHealth Group Incorporated		
		.00000	47-4751035				TeamMD Holdings, Inc.	DE	NIA	AmeriChoice Corporation	Ownership	100.000	UnitedHealth Group Incorporated		
		.00000	47-4850893				TeamMD Iowa, Inc.	DE	NIA	TeamMD Holdings, Inc.	Ownership	100.000	UnitedHealth Group Incorporated		
		.00000	35-2584893				TeamMD Physicians of Texas, Inc.	TX	NIA	TeamMD Holdings, Inc.	Ownership	100.000	UnitedHealth Group Incorporated		
		.00000	30-0445773				TeamMD Physicians, P.C.	IA	NIA	Physician(s) owned	Influence	0.000	UnitedHealth Group Incorporated		4
		.00000	82-1019055				TeamUP Insurance Services, Inc.	CA	NIA	HealthMarkets Insurance Agency, Inc.	Ownership	100.000	UnitedHealth Group Incorporated		
		.00000					Tecnologías de Información en Salud S.A.	CHL	NIA	Clínica Santa María S.A.	Ownership	50.000	UnitedHealth Group Incorporated		
		.00000					Tecnologías de Información en Salud S.A.	CHL	NIA	Clínica Dávila y Servicios Médicos S.A.	Ownership	50.000	UnitedHealth Group Incorporated		
		.00000	38-3897811				Texas Health Craig Ranch Surgery Center, LLC	TX	NIA	THR-SCA Holdings, LLC	Influence	51.500	UnitedHealth Group Incorporated		5
		.00000	80-0866449				Texas Health Flower Mound Orthopedic Surgery Center, LLC	TX	NIA	THR-SCA Holdings, LLC	Influence	51.000	UnitedHealth Group Incorporated		5
		.00000	81-4977249				Texas Health Orthopedic Surgery Center Alliance, LLC	TX	NIA	THR-SCA Holdings, LLC	Influence	51.000	UnitedHealth Group Incorporated		5
		.00000	82-2296081				Texas Health Surgery Center Alliance, LLC	TX	NIA	THR-SCA Holdings, LLC	Influence	77.583	UnitedHealth Group Incorporated		5
		.00000	82-1307876				Texas Health Surgery Center Bedford, LLC	TX	NIA	THR-SCA Holdings, LLC	Influence	51.010	UnitedHealth Group Incorporated		5

16/23

STATEMENT AS OF MARCH 31, 2019 OF THE UnitedHealthcare Plan of the River Valley, Inc.

SCHEDULE Y
PART 1A - DETAIL OF INSURANCE HOLDING COMPANY SYSTEM

1	2	3	4	5	6	7	8	9	10	11	12	13	14	15	16
Group Code	Group Name	NAIC Company Code	ID Number	Federal RSSD	CIK	Name of Securities Exchange if Publicly Traded (U.S. or International)	Names of Parent, Subsidiaries or Affiliates	Domiciliary Location	Relationship to Reporting Entity	Directly Controlled by (Name of Entity/Person)	Type of Control (Ownership, Board, Management, Attorney-in-Fact, Influence, Other)	If Control is Ownership Provide Percentage	Ultimate Controlling Entity(ies)/Person(s)	Is an SCA Filing Required? (Y/N)	*
		.0000	20-3991622				Texas Health Surgery Center Preston Plaza, LLC	TX	NIA	THR-SCA Holdings, LLC	Influence	53.048	UnitedHealth Group Incorporated		5
		.0000	47-4425996				Texas Health Surgery Center Rockwall, LLC	TX	NIA	THR-SCA Holdings, LLC	Influence	51.000	UnitedHealth Group Incorporated		5
		.0000					The Advisory Board (Chile) SpA	CHL	NIA	The Advisory Board Company	Ownership	100.000	UnitedHealth Group Incorporated		
		.0000	52-1468699				The Advisory Board Company	DE	NIA	OptumInsight, Inc.	Ownership	100.000	UnitedHealth Group Incorporated		
.0707	UnitedHealth Group Incorporated	.61832	52-0676509				The Chesapeake Life Insurance Company	OK	IA	HealthMarkets Group, Inc.	Ownership	100.000	UnitedHealth Group Incorporated		
		.0000	20-5562797				The Eye Surgery Center of the Carolinas, L.P.	NC	NIA	Surgery Center of Southern Pines, LLC	Influence	46.000	UnitedHealth Group Incorporated		5
		.0000	56-1970224				The Lewin Group, Inc.	NC	NIA	Optum Public Sector Solutions, Inc.	Ownership	100.000	UnitedHealth Group Incorporated		
		.0000	61-1409045				The Outpatient Surgery Center of Hilton Head, LLC	SC	NIA	SCA-Hilton Head, LLC	Ownership	50.000	UnitedHealth Group Incorporated		2
		.0000					The Polyclinic MSO, LLC	DE	NIA	Collaborative Care Holdings, LLC	Ownership	80.100	UnitedHealth Group Incorporated		2
		.0000	72-1349755				The Surgery Center of Easton, L.P.	TN	NIA	Surgery Center of Easton, LLC	Ownership	57.000	UnitedHealth Group Incorporated		2
		.0000	63-1184215				The Surgical Center at Tenaya, L.P.	TN	NIA	Surgery Center of Summerlin, LLC	Influence	20.000	UnitedHealth Group Incorporated		5
		.0000	06-1552689				The Surgical Center of Connecticut, LLC	CT	NIA	SCA-Main Street, LLC	Ownership	63.890	UnitedHealth Group Incorporated		2
		.0000	37-1446353				THE SURGICAL CENTER OF THE TREASURE COAST, L.L.C.	FL	NIA	SCA-St. Lucie, LLC	Ownership	51.000	UnitedHealth Group Incorporated		2
		.0000	26-1479919				Thomas Johnson Surgery Center, LLC	MD	NIA	SCA-Frederick, LLC	Ownership	65.000	UnitedHealth Group Incorporated		2
		.0000	77-0367271				Thousand Oaks Endoscopy Center, LLC	CA	NIA	Endoscopy Center Affiliates, Inc.	Ownership	99.000	UnitedHealth Group Incorporated		2
		.0000	25-1825549				Three Rivers Holdings, Inc.	DE	NIA	AmeriChoice Corporation	Ownership	100.000	UnitedHealth Group Incorporated		
		.0000	63-1194203				Three Rivers Surgical Care, L.P.	TN	NIA	Muskogee Surgical Investors, LLC	Ownership	72.530	UnitedHealth Group Incorporated		2
		.0000	59-3143128				Tmesys, LLC	FL	NIA	PMSI Holdings, LLC	Ownership	100.000	UnitedHealth Group Incorporated		
		.0000	98-1287904				Topimagem Diagnóstico por Imagem Ltda.	BRA	NIA	Esho - Empresa de Serviços Hospitalares S.A.	Ownership	89.000	UnitedHealth Group Incorporated		2
		.0000					Trails Edge Surgery Center, LLC	FL	NIA	SCA-Bonita Springs, LLC	Ownership	59.000	UnitedHealth Group Incorporated		2
		.0000	46-5482620				Trauma Surgery Affiliates, LLC	TX	NIA	National Surgery Centers, LLC	Influence	49.000	UnitedHealth Group Incorporated		5
		.0000	52-1431155				Travel Express Incorporated	MD	NIA	FrontierMED, Inc.	Ownership	100.000	UnitedHealth Group Incorporated		
		.0000	46-2613170				Treasure Valley Emerald Properties, LLC	ID	NIA	Treasure Valley Hospital Limited Partnership	Influence	100.000	UnitedHealth Group Incorporated		5
		.0000	33-0592165				Treasure Valley Hospital Limited Partnership	ID	NIA	Surgical Health, LLC	Influence	40.375	UnitedHealth Group Incorporated		5
		.0000	27-2241757				Tri-City Medical Center ASC Operators, LLC	CA	NIA	Surigicare of Oceanside, Inc.	Influence	40.000	UnitedHealth Group Incorporated		5
		.0000	47-5088596				TriMed, LLC	UT	NIA	National MedTrans, LLC	Ownership	100.000	UnitedHealth Group Incorporated		
		.0000	46-5530255				Trio Motion, LLC	DE	NIA	Savvysherpa, LLC	Ownership	100.000	UnitedHealth Group Incorporated		
		.0000	63-0974161				Tuscaloosa Surgical Center, L.P.	AL	NIA	Surgical Center of Tuscaloosa Holdings, LLC	Influence	30.000	UnitedHealth Group Incorporated		5
		.0000	94-3077084				U.S. Behavioral Health Plan, California	CA	IA	United Behavioral Health	Ownership	100.000	UnitedHealth Group Incorporated		
		.0000	81-3287291				UCSD-SCA Holdings I, LLC	DE	NIA	SCA-Encinitas, Inc.	Influence	49.000	UnitedHealth Group Incorporated		5
		.0000	81-3144140				UCSD-SCA Holdings II, LLC	DE	NIA	SCA-San Diego, Inc.	Influence	47.961	UnitedHealth Group Incorporated		5
		.0000	98-1388279				UHC Finance (Ireland) Unlimited Company	IRL	NIA	UnitedHealth Group International Finance (Ireland) Unlimited Company	Ownership	100.000	UnitedHealth Group Incorporated		
		.0000	98-1113428				UHC Global Health Services BC Ltd.	CAN	NIA	UnitedHealthcare Global Canada Limited	Ownership	100.000	UnitedHealth Group Incorporated		
		.0000	41-1913059				UHC International Services, Inc.	DE	NIA	UnitedHealth Group Incorporated	Ownership	100.000	UnitedHealth Group Incorporated		
		.0000	95-2931460				UHC of California	CA	IA	United HealthCare Services, Inc.	Ownership	100.000	UnitedHealth Group Incorporated		
		.0000	82-3143073				UHCFL LLC	DE	NIA	OptumRx, Inc.	Ownership	100.000	UnitedHealth Group Incorporated		
		.0000	98-1103713				UHCG - FZE	ARE	NIA	UnitedHealthcare Global Medical (UK) Limited	Ownership	100.000	UnitedHealth Group Incorporated		
		.0000	98-1372063				UHCG Holdings (Ireland) Limited	IRL	NIA	United HealthCare Services, Inc.	Ownership	100.000	UnitedHealth Group Incorporated		
		.0000	98-1372064				UHCG Services (Ireland) Limited	IRL	NIA	UHCG Holdings (Ireland) Limited	Ownership	100.000	UnitedHealth Group Incorporated		
		.0000	98-1122490				UHG Brasil Participações S.A.	BRA	NIA	Polar II Fundo de Investimento em Participações Multiestrategia	Ownership	100.000	UnitedHealth Group Incorporated		
		.0000	41-1921008				UHC Holdings, Inc.	DE	NIA	United HealthCare Services, Inc.	Ownership	100.000	UnitedHealth Group Incorporated		
		.0000	75-2922396				UICI Funding Corp. 2	DE	NIA	HealthMarkets, LLC	Ownership	100.000	UnitedHealth Group Incorporated		
		.0000	39-1995276				UMR, Inc.	DE	NIA	United HealthCare Services, Inc.	Ownership	100.000	UnitedHealth Group Incorporated		

STATEMENT AS OF MARCH 31, 2019 OF THE UnitedHealthcare Plan of the River Valley, Inc.

SCHEDULE Y
PART 1A - DETAIL OF INSURANCE HOLDING COMPANY SYSTEM

1	2	3	4	5	6	7	8	9	10	11	12	13	14	15	16
Group Code	Group Name	NAIC Company Code	ID Number	Federal RSSD	CIK	Name of Securities Exchange if Publicly Traded (U.S. or International)	Names of Parent, Subsidiaries Or Affiliates	Domi-ciliary Location	Relation-ship to Reporting Entity	Directly Controlled by (Name of Entity/Person)	Type of Control (Ownership, Board, Management, Attorney-in-Fact, Influence, Other)	If Control is Ownership Provide Percentage	Ultimate Controlling Entity(ies)/Person(s)	Is an SCA Filing Re-quired? (Y/N)	*
		.0000	98-1444648				Unidad Médica Diagnóstico S.A.	.COL	NIA	Colmedica Medicina Prepagada	Ownership	92.380	UnitedHealth Group Incorporated		
		.0000	98-1444648				Unidad Médica Diagnóstico S.A.	.COL	NIA	Banmedica Colombia SpA	Ownership	7.619	UnitedHealth Group Incorporated		
.0707	UnitedHealth Group Incorporated	.91529	52-1996029				Unimerica Insurance Company	.WI	IA	OptumHealth Holdings, LLC	Ownership	100.000	UnitedHealth Group Incorporated		
							Unimerica Life Insurance Company of New York								
.0707	UnitedHealth Group Incorporated	.11596	01-0637149				Unimerica Life Insurance Company of New York	.NY	IA	UnitedHealthcare Insurance Company	Ownership	100.000	UnitedHealth Group Incorporated		
		.00000	25-1877716				Unison Administrative Services, LLC	.PA	NIA	Three Rivers Holdings, Inc.	Ownership	100.000	UnitedHealth Group Incorporated		
		.00000	20-5917714				Unison Health Plan of Delaware, Inc.	.DE	IA	Three Rivers Holdings, Inc.	Ownership	100.000	UnitedHealth Group Incorporated		
		.00000	94-2649097				United Behavioral Health	.CA	NIA	OptumHealth Holdings, LLC	Ownership	100.000	UnitedHealth Group Incorporated		
							United Behavioral Health of New York, I.P.A., Inc.	.NY	NIA	United Behavioral Health	Ownership	100.000	UnitedHealth Group Incorporated		
		.00000	41-1868911				United Group Reinsurance, Inc.	.TCA	NIA	HealthMarkets, LLC	Ownership	100.000	UnitedHealth Group Incorporated		
		.00000	75-2583080				United Health Foundation	.MN	NIA	UnitedHealth Group Incorporated	Ownership	100.000	UnitedHealth Group Incorporated		
		.00000	41-1941615				United HealthCare Services, Inc.	.MN	UIP	UnitedHealth Group Incorporated	Ownership	100.000	UnitedHealth Group Incorporated		
		.00000	41-1289245	3410132	3410132		United Management Services, Inc.	.NY	NIA	HealthMarkets, LLC	Ownership	100.000	UnitedHealth Group Incorporated		
		.00000	75-2601147				United Resource Networks IPA of New York, Inc.	.NY	NIA	OptumHealth Care Solutions, LLC	Ownership	100.000	UnitedHealth Group Incorporated		
		.00000	30-0318238				UnitedHealth Advisors, LLC	.ME	NIA	United HealthCare Services, Inc.	Ownership	100.000	UnitedHealth Group Incorporated		
		.00000	01-0538317				UnitedHealth Group Incorporated	.DE	UIP	Self	Ownership	0.000	UnitedHealth Group Incorporated		2
		.00000	41-1321939	4665014	0000731766	0000731766	UnitedHealth Group International Finance (Ireland) Unlimited Company	.IRL	NIA	UnitedHealthcare Europe S.á r.l.	Ownership	100.000	UnitedHealth Group Incorporated		
		.00000	98-1422474				UnitedHealth Group International GP	.CYM	NIA	UnitedHealth Group Incorporated	Ownership	100.000	UnitedHealth Group Incorporated		
		.00000	98-1079826				UnitedHealth Group International L.P.	.CYM	NIA	UnitedHealth Group Incorporated	Ownership	70.604	UnitedHealth Group Incorporated		
		.00000	98-1080118				UnitedHealth Group International L.P.	.CYM	NIA	FMG Holdings, LLC	Ownership	29.396	UnitedHealth Group Incorporated		
		.00000	46-3311984				UnitedHealth Group Ventures, LLC	.DE	NIA	UnitedHealth Group Incorporated	Ownership	100.000	UnitedHealth Group Incorporated		
		.00000	41-1917398				UnitedHealth International, Inc.	.DE	NIA	UnitedHealth Group Incorporated	Ownership	100.000	UnitedHealth Group Incorporated		
							UnitedHealth Military & Veterans Services, LLC	.DE	NIA	United HealthCare Services, Inc.	Ownership	100.000	UnitedHealth Group Incorporated		
		.00000	26-2574977				UnitedHealth UK Limited	.GBR	NIA	Optum Solutions UK Holdings Limited	Ownership	100.000	UnitedHealth Group Incorporated		
.0707	UnitedHealth Group Incorporated	.95174	33-0115163				UnitedHealthcare Benefits of Texas, Inc.	.TX	IA	United HealthCare Services, Inc.	Ownership	100.000	UnitedHealth Group Incorporated		
							UnitedHealthcare Benefits Plan of California								
		.00000	47-3221444				UnitedHealthcare Community Plan of California, Inc.	.CA	IA	United HealthCare Services, Inc.	Ownership	100.000	UnitedHealth Group Incorporated		
		.00000	46-4348775				UnitedHealthcare Community Plan of Georgia, Inc.	.CA	IA	United HealthCare Services, Inc.	Ownership	100.000	UnitedHealth Group Incorporated		
.0707	UnitedHealth Group Incorporated	.13168	26-2688274				UnitedHealthcare Community Plan of Ohio, Inc.	.GA	IA	AmeriChoice Corporation	Ownership	100.000	UnitedHealth Group Incorporated		
.0707	UnitedHealth Group Incorporated	.12323	56-2451429				UnitedHealthcare Community Plan of Texas, L.L.C.	.OH	IA	Three Rivers Holdings, Inc.	Ownership	100.000	UnitedHealth Group Incorporated		
.0707	UnitedHealth Group Incorporated	.11141	91-2008361				UnitedHealthcare Community Plan, Inc.	.TX	IA	Ovations, Inc.	Ownership	100.000	UnitedHealth Group Incorporated		
.0707	UnitedHealth Group Incorporated	.95467	38-3204052				UnitedHealthcare Consulting & Assistance Service (Beijing) Co., Ltd.	.MI	IA	AmeriChoice Corporation	Ownership	100.000	UnitedHealth Group Incorporated		
		.00000	98-1200034				UnitedHealthcare Europe S.á r.l.	.CHN	NIA	UnitedHealthcare International I B.V.	Ownership	100.000	UnitedHealth Group Incorporated		
		.00000	98-1199879				UnitedHealthcare Global Medical (UK) Limited	.LUX	NIA	UnitedHealthcare International VI S.á r.l.	Ownership	100.000	UnitedHealth Group Incorporated		
		.00000	98-1029201				UnitedHealthcare India Private Limited	.GBR	NIA	UnitedHealthcare International I B.V.	Ownership	100.000	UnitedHealth Group Incorporated		
		.00000	98-1099116				UnitedHealthcare India Private Limited	.IND	NIA	OptumHealth International B.V.	Ownership	99.999	UnitedHealth Group Incorporated		
		.00000	98-1099116				UnitedHealthcare Insurance Company	.IND	NIA	UnitedHealth International, Inc.	Ownership	0.001	UnitedHealth Group Incorporated		
.0707	UnitedHealth Group Incorporated	.79413	36-2739571				UnitedHealthcare Insurance Company of Illinois	.CT	IA	UHC Holdings, Inc.	Ownership	100.000	UnitedHealth Group Incorporated		
.0707	UnitedHealth Group Incorporated	.60318	36-3800349				UnitedHealthcare Insurance Company of New York	.IL	IA	UnitedHealthcare Insurance Company	Ownership	100.000	UnitedHealth Group Incorporated		
.0707	UnitedHealth Group Incorporated	.60093	11-3283886				UnitedHealthcare Insurance Company	.NY	IA	UnitedHealthcare Insurance Company	Ownership	100.000	UnitedHealth Group Incorporated		

16.25

SCHEDULE Y
PART 1A - DETAIL OF INSURANCE HOLDING COMPANY SYSTEM

1	2	3	4	5	6	7	8	9	10	11	12	13	14	15	16
Group Code	Group Name	NAIC Company Code	ID Number	Federal RSSD	CIK	Name of Securities Exchange if Publicly Traded (U.S. or International)	Names of Parent, Subsidiaries Or Affiliates	Domiciliary Location	Relationship to Reporting Entity	Directly Controlled by (Name of Entity/Person)	Type of Control (Ownership, Board, Management, Attorney-in-Fact, Influence, Other)	If Control is Ownership Provide Percentage	Ultimate Controlling Entity(ies)/Person(s)	Is an SCA Filing Required? (Y/N)	*
		00000	11-3764012				Your Health Options Insurance Services, Inc.	CA	NIA	PrimeCare Medical Network, Inc.	Ownership	100.000	UnitedHealth Group Incorporated		

Asterisk	Explanation
1	TBD - Majority and/or Minority or additional shareholder information will be disclosed in a future reporting period.
2	The remaining percentage is owned by either: 1) non-affiliated entity(ies), 2) external shareholders, 3) outside investors or 4) multiple sources.
3	Currently undergoing a liquidation procedure
4	Represents a physician or physicians' owned entity, where the entity is deemed to be influenced by the ultimate owner.
5	Represents a minority-owned entity (with respect to the ultimate owner), where the ultimate owner is deemed to have influence over the entity.

SUPPLEMENTAL EXHIBITS AND SCHEDULES INTERROGATORIES

The following supplemental reports are required to be filed as part of your statement filing. However, in the event that your company does not transact the type of business for which the special report must be filed, your response of NO to the specific interrogatory will be accepted in lieu of filing a "NONE" report and a bar code will be printed below. If the supplement is required of your company but is not being filed for whatever reason enter SEE EXPLANATION and provide an explanation following the interrogatory questions.

	Response
1. Will the Medicare Part D Coverage Supplement be filed with the state of domicile and the NAIC with this statement?	NO

Explanation:

1. The Company does not offer stand-alone Medicare Part D product.

Bar Code:

1. Medicare Part D Coverage Supplement [Document Identifier 365]



OVERFLOW PAGE FOR WRITE-INS

Additional Write-ins for Assets Line 25

	Current Statement Date			4 Prior Year Net Admitted Assets
	1 Assets	2 Nonadmitted Assets	3 Net Admitted Assets (Cols. 1 - 2)	
2504. Miscellaneous Receivables	2,371	2,371	0	0
2505. Service Fee Billing	226	226	0	0
2597. Summary of remaining write-ins for Line 25 from overflow page	2,597	2,597	0	0

SCHEDULE A - VERIFICATION

Real Estate

	1 Year to Date	2 Prior Year Ended December 31
1. Book/adjusted carrying value, December 31 of prior year		
2. Cost of acquired:		
2.1 Actual cost at time of acquisition		
2.2 Additional investment made after acquisition		
3. Current year change in encumbrances		
4. Total gain (loss) on disposals		
5. Deduct amounts received on disposals		
6. Total foreign exchange change in book/adjusted carrying value		
7. Deduct current year's other than temporary impairment recognized		
8. Deduct current year's depreciation		
9. Book/adjusted carrying value at the end of current period (Lines 1+2+3+4-5+6-7-8)		
10. Deduct total nonadmitted amounts		
11. Statement value at end of current period (Line 9 minus Line 10)		

NONE

SCHEDULE B - VERIFICATION

Mortgage Loans

	1 Year to Date	2 Prior Year Ended December 31
1. Book value/recorded investment excluding accrued interest, December 31 of prior year		
2. Cost of acquired:		
2.1 Actual cost at time of acquisition		
2.2 Additional investment made after acquisition		
3. Capitalized deferred interest and other		
4. Accrual of discount		
5. Unrealized valuation increase (decrease)		
6. Total gain (loss) on disposals		
7. Deduct amounts received on disposals		
8. Deduct amortization of premium and mortgage interest paid and commitment fees		
9. Total foreign exchange change in book value/recorded investment excluding accrued interest		
10. Deduct current year's other than temporary impairment recognized		
11. Book value/recorded investment excluding accrued interest at end of current period (Lines 1+2+3+4+5+6-7-8+9-10)		
12. Total valuation allowance		
13. Subtotal (Line 11 plus Line 12)		
14. Deduct total nonadmitted amounts		
15. Statement value at end of current period (Line 13 minus Line 14)		

NONE

SCHEDULE BA - VERIFICATION

Other Long-Term Invested Assets

	1 Year to Date	2 Prior Year Ended December 31
1. Book/adjusted carrying value, December 31 of prior year	11,787,076	13,660,076
2. Cost of acquired:		
2.1 Actual cost at time of acquisition	0	0
2.2 Additional investment made after acquisition	0	0
3. Capitalized deferred interest and other	0	0
4. Accrual of discount	0	0
5. Unrealized valuation increase (decrease)	0	0
6. Total gain (loss) on disposals	0	0
7. Deduct amounts received on disposals	0	0
8. Deduct amortization of premium and depreciation	465,620	1,873,000
9. Total foreign exchange change in book/adjusted carrying value	0	0
10. Deduct current year's other than temporary impairment recognized	0	0
11. Book/adjusted carrying value at end of current period (Lines 1+2+3+4+5+6-7-8+9-10)	11,321,456	11,787,076
12. Deduct total nonadmitted amounts	0	0
13. Statement value at end of current period (Line 11 minus Line 12)	11,321,456	11,787,076

SCHEDULE D - VERIFICATION

Bonds and Stocks

	1 Year to Date	2 Prior Year Ended December 31
1. Book/adjusted carrying value of bonds and stocks, December 31 of prior year	580,414,742	577,108,274
2. Cost of bonds and stocks acquired	153,162,907	207,905,225
3. Accrual of discount	184,377	484,609
4. Unrealized valuation increase (decrease)	0	0
5. Total gain (loss) on disposals	(161,229)	8,543
6. Deduct consideration for bonds and stocks disposed of	54,572,038	199,127,894
7. Deduct amortization of premium	1,120,046	5,914,176
8. Total foreign exchange change in book/adjusted carrying value	0	0
9. Deduct current year's other than temporary impairment recognized	0	49,839
10. Total investment income recognized as a result of prepayment penalties and/or acceleration fees	0	0
11. Book/adjusted carrying value at end of current period (Lines 1+2+3+4+5-6-7+8-9+10)	677,908,713	580,414,742
12. Deduct total nonadmitted amounts	0	0
13. Statement value at end of current period (Line 11 minus Line 12)	677,908,713	580,414,742

STATEMENT AS OF MARCH 31, 2019 OF THE UnitedHealthcare Plan of the River Valley, Inc.

SCHEDULE D - PART 1B

Showing the Acquisitions, Dispositions and Non-Trading Activity
During the Current Quarter for all Bonds and Preferred Stock by NAIC Designation

NAIC Designation	1 Book/Adjusted Carrying Value Beginning of Current Quarter	2 Acquisitions During Current Quarter	3 Dispositions During Current Quarter	4 Non-Trading Activity During Current Quarter	5 Book/Adjusted Carrying Value End of First Quarter	6 Book/Adjusted Carrying Value End of Second Quarter	7 Book/Adjusted Carrying Value End of Third Quarter	8 Book/Adjusted Carrying Value December 31 Prior Year
BONDS								
1. NAIC 1 (a)	552,881,716	1,737,007,371	1,657,645,947	5,863,826	638,106,966	0	0	552,881,716
2. NAIC 2 (a)	62,064,053	22,586,151	9,539,070	(6,778,699)	68,332,435	0	0	62,064,053
3. NAIC 3 (a)	0	0	0	0	0	0	0	0
4. NAIC 4 (a)	0	0	0	0	0	0	0	0
5. NAIC 5 (a)	0	0	0	0	0	0	0	0
6. NAIC 6 (a)	0	0	0	0	0	0	0	0
7. Total Bonds	614,945,769	1,759,593,522	1,667,185,017	(914,873)	706,439,401	0	0	614,945,769
PREFERRED STOCK								
8. NAIC 1	0	0	0	0	0	0	0	0
9. NAIC 2	0	0	0	0	0	0	0	0
10. NAIC 3	0	0	0	0	0	0	0	0
11. NAIC 4	0	0	0	0	0	0	0	0
12. NAIC 5	0	0	0	0	0	0	0	0
13. NAIC 6	0	0	0	0	0	0	0	0
14. Total Preferred Stock	0	0	0	0	0	0	0	0
15. Total Bonds and Preferred Stock	614,945,769	1,759,593,522	1,667,185,017	(914,873)	706,439,401	0	0	614,945,769

(a) Book/Adjusted Carrying Value column for the end of the current reporting period includes the following amount of short-term and cash equivalent bonds by NAIC designation:

NAIC 1 \$27,710,217 ; NAIC 2 \$820,470 ; NAIC 3 \$0 ; NAIC 4 \$0 ; NAIC 5 \$0 ; NAIC 6 \$0

S102

SCHEDULE DA - PART 1

Short-Term Investments

	1	2	3	4	5
	Book/Adjusted Carrying Value	Par Value	Actual Cost	Interest Collected Year-to-Date	Paid for Accrued Interest Year-to-Date
9199999 Totals	28,130,688	xxx	28,102,175	44,909	3,476

SCHEDULE DA - VERIFICATION

Short-Term Investments

	1	2
	Year To Date	Prior Year Ended December 31
1. Book/adjusted carrying value, December 31 of prior year	29,036,669	25,322,173
2. Cost of short-term investments acquired	1,606,032,695	6,483,128,566
3. Accrual of discount	50,860	145,321
4. Unrealized valuation increase (decrease)	0	0
5. Total gain (loss) on disposals	0	(343)
6. Deduct consideration received on disposals	1,606,951,750	6,479,404,565
7. Deduct amortization of premium	37,786	154,483
8. Total foreign exchange change in book/adjusted carrying value	0	0
9. Deduct current year's other than temporary impairment recognized	0	0
10. Book/adjusted carrying value at end of current period (Lines 1+2+3+4+5-6-7+8-9)	28,130,688	29,036,669
11. Deduct total nonadmitted amounts	0	0
12. Statement value at end of current period (Line 10 minus Line 11)	28,130,688	29,036,669

Schedule DB - Part A - Verification - Options, Caps, Floors, Collars, Swaps and Forwards

N O N E

Schedule DB - Part B - Verification - Futures Contracts

N O N E

Schedule DB - Part C - Section 1 - Replication (Synthetic Asset) Transactions (RSATs) Open

N O N E

Schedule DB-Part C-Section 2-Reconciliation of Replication (Synthetic Asset) Transactions Open

N O N E

Schedule DB - Verification - Book/Adjusted Carrying Value, Fair Value and Potential Exposure of
Derivatives

N O N E

SCHEDULE E - PART 2 - VERIFICATION

(Cash Equivalents)

	1	2
	Year To Date	Prior Year Ended December 31
1. Book/adjusted carrying value, December 31 of prior year	359,812,156	136,578,552
2. Cost of cash equivalents acquired	1,634,202,548	5,304,963,724
3. Accrual of discount	7,723	4,299
4. Unrealized valuation increase (decrease)	17,095	(1,571)
5. Total gain (loss) on disposals	0	0
6. Deduct consideration received on disposals	1,617,124,876	5,081,731,686
7. Deduct amortization of premium	0	1,162
8. Total foreign exchange change in book/adjusted carrying value	0	0
9. Deduct current year's other than temporary impairment recognized	0	0
10. Book/adjusted carrying value at end of current period (Lines 1+2+3+4+5-6-7+8-9)	376,914,646	359,812,156
11. Deduct total nonadmitted amounts	0	0
12. Statement value at end of current period (Line 10 minus Line 11)	376,914,646	359,812,156

Schedule A - Part 2 - Real Estate Acquired and Additions Made

N O N E

Schedule A - Part 3 - Real Estate Disposed

N O N E

Schedule B - Part 2 - Mortgage Loans Acquired and Additions Made

N O N E

Schedule B - Part 3 - Mortgage Loans Disposed, Transferred or Repaid

N O N E

STATEMENT AS OF MARCH 31, 2019 OF THE UnitedHealthcare Plan of the River Valley, Inc.

SCHEDULE BA - PART 2

Showing Other Long-Term Invested Assets ACQUIRED AND ADDITIONS MADE During the Current Quarter

1 CUSIP Identification	2 Name or Description	3 Location		5 Name of Vendor or General Partner	6 NAIC Designation and Admini- strative Symbol/ Market Indicator	7 Date Originally Acquired	8 Type and Strategy	9 Actual Cost at Time of Acquisition	10 Additional Investment Made After Acquisition	11 Amount of Encumbrances	12 Commitment for Additional Investment	13 Percentage of Ownership
		City	State									
NONE												
4699999 - Totals												XXX

SCHEDULE BA - PART 3

Showing Other Long-Term Invested Assets DISPOSED, Transferred or Repaid During the Current Quarter

1 CUSIP Identification	2 Name or Description	3 Location		5 Name of Purchaser or Nature of Disposal	6 Date Originally Acquired	7 Disposal Date	8 Book/ Adjusted Carrying Value Less Encum- brances, Prior Year	9 Change in Book/Adjusted Carrying Value						15 Book/ Adjusted Carrying Value Less Encum- brances on Disposal	16 Consid- eration	17 Foreign Exchange Gain (Loss) on Disposal	18 Realized Gain (Loss) on Disposal	19 Total Gain (Loss) on Disposal	20 Invest- ment Income	
		City	State					9 Unrealized Valuation Increase (De- crease)	10 Current Year's (Depre- ciation) or (Amorti- zation)/ Accretion	11 Current Year's Other Than Temporary Impair- ment Recogn- ized	12 Capital- ized Deferred Interest and Other	13 Total Change in Book/ Adjusted Carrying Value (9+10- 11+12)	14 Total Foreign Exchange Change in Book/ Adjusted Carrying Value							
	US Bancorp Guar Fed LIHTC Fd 2012-5 Prv P		MO	Paydown	07/02/2012		177,793	0	(177,793)	0	0	(177,793)	0	177,793	0	0	0	0	0	
0399999. Transportation Equipment - Unaffiliated																				
	Enterprise N Guar Fed LIHTC PrvPlc CS		US	Paydown	08/27/2013		287,827	0	(287,827)	0	0	(287,827)	0	287,827	0	0	0	0	0	
3399999. Non-Guaranteed Federal Low Income Housing Tax Credit - Unaffiliated																				
							287,827	0	(287,827)	0	0	(287,827)	0	287,827	0	0	0	0	0	
4499999. Total - Unaffiliated							465,620	0	(465,620)	0	0	(465,620)	0	465,620	0	0	0	0	0	0
4599999. Total - Affiliated							0	0	0	0	0	0	0	0	0	0	0	0	0	0
4699999 - Totals							465,620	0	(465,620)	0	0	(465,620)	0	465,620	0	0	0	0	0	0

E03

STATEMENT AS OF MARCH 31, 2019 OF THE UnitedHealthcare Plan of the River Valley, Inc.

SCHEDULE D - PART 3

Show All Long-Term Bonds and Stock Acquired During the Current Quarter

1	2	3	4	5	6	7	8	9	10
CUSIP Identification	Description	Foreign	Date Acquired	Name of Vendor	Number of Shares of Stock	Actual Cost	Par Value	Paid for Accrued Interest and Dividends	NAIC Designation and Administrative Symbol/Market Indicator (a)
58772T-AC-4	Mercedes-Benz Au MBALT 2019-A A3 ABS 3.100% 11/15/21		01/23/2019	Bank of New York		2,399,930	2,400,000	0	1FE
58933Y-AX-3	MERCK & CO INC Corp Note Call MW 3.400% 03/07/29		03/05/2019	JP Morgan Chase		1,506,486	1,515,000	0	1FE
59217G-CT-4	MET LIFE GLOB Corp Note Non Call Prv Plc 3.600% 01/11/24		03/06/2019	Wachovia Bank		3,053,460	3,000,000	17,100	1FE
60700F-AC-7	MIAF Equipment F MIAF 2019-A A2 ABS Prv Plc 2.840% 01/10/22		03/19/2019	JP Morgan Chase		4,149,443	4,150,000	0	1FE
617446-8G-7	MORGAN STANLEY Corp Note Call MW 4.431% 01/23/30		03/06/2019	Morgan Stanley		3,050,330	2,950,000	16,339	1FE
61761J-B3-2	MORGAN STANLEY Corp Note Non Call 2.800% 06/16/20		03/01/2019	US Bank		200,548	201,000	1,235	1FE
64952W-DE-0	NEW YORK LIFE GL Corp Note Non Call Prv Plc 3.045% 01/28/21		01/29/2019	Morgan Stanley		1,270,000	1,270,000	0	1FE
69353R-FC-7	PNC BANK NA Corp Note Call 2.000% 05/19/20		01/14/2019	Toronto Dominion Sec		246,483	250,000	792	1FE
69353R-FM-5	PNC BANK NA Corp Note Call 2.947% 03/12/21		03/05/2019	PNC Bank		250,000	250,000	0	1FE
74153W-CG-2	PRICOA GLOB FUND Corp Note Non Call Prv Plc 2.550% 11/24/20		02/19/2019	Wachovia Bank		595,194	600,000	3,698	1FE
74256L-BE-8	PRINCIPAL LFE II Corp Note Non Call Prv Plc 2.945% 03/02/21		03/04/2019	Merrill Lynch		330,000	330,000	0	1FE
78355H-KA-6	RYDER SYSTEM INC Corp Note Call MW 2.875% 09/01/20		02/13/2019	US Bank		157,406	158,000	2,069	2FE
80285H-AC-4	Santander Drive SDART 2019-1 A2B ABS 2.754% 01/18/22		02/12/2019	Wachovia Bank		795,000	795,000	0	1FE
87875U-AK-8	TECO FINANCE Corp Note MW 25BP 5.150% 03/15/20		02/28/2019	Wells Fargo		41,853	41,000	991	2FE
907818-DD-7	UNION PAC CORP Corp Note MW 6.125% 02/15/20		02/11/2019	Merrill Lynch		219,350	213,000	6,451	1FE
907818-FB-9	UNION PAC CORP Corp Note Call MW 3.700% 03/01/29		03/06/2019	JP Morgan Chase		1,848,576	1,850,000	3,613	2FE
92277G-AN-7	VENTAS REALTY LP Corp Note Call MW 4.400% 01/15/29		03/26/2019	US Bank		932,912	895,000	7,985	2FE
92343V-ES-9	VERIZON COMM INC Corp Note Call MW 3.875% 02/08/29		03/06/2019	CitiGroup		3,053,172	3,050,000	9,849	2FE
931142-EF-6	WALMART INC Corp Note Non Call 2.642% 06/23/20		03/19/2019	Mizuho Investor Sec Co		980,167	980,000	6,782	1FE
949746-RS-2	WELLS FARGO CO Corp Note Non Call 2.500% 03/04/21		03/19/2019	Various		813,512	820,000	968	1FE
94974B-FC-9	WELLS FARGO CO Corp Note Non Call 3.500% 03/08/22		03/27/2019	Wachovia Bank		1,886,236	1,845,000	3,767	1FE
98162Y-AB-9	WORLD OMNI AUTO REC WOART 2019-A A2 ABS 3.020% 04/15/22		01/23/2019	Merrill Lynch		2,349,978	2,350,000	0	1FE
064159-MK-9	BANK NOVA SCOTIA Corp Note Non Call 3.400% 02/11/24	A	03/26/2019	Harris Nesbitt Corp		1,871,740	1,840,000	8,168	1FE
89114Q-C4-8	TORONTO DOM BANK Corp Note Non Call 3.500% 07/19/23	A	03/27/2019	Goldman Sachs		1,547,844	1,500,000	10,144	1FE
01609W-AT-9	ALIBABA GROUP Corp Note Call MW 3.400% 12/06/27	D	03/06/2019	Goldman Sachs		3,082,272	3,200,000	27,804	1FE
68784Y-AD-6	OSCAR US Funding OSCAR 2019-1A A3 ABS Prv Plc 3.180% 05/10/23	D	03/12/2019	Mizuho Investor Sec Co		3,099,924	3,100,000	0	1FE
3899999	Subtotal - Bonds - Industrial and Miscellaneous (Unaffiliated)					101,177,392	100,643,000	405,199	XXX
8399997	Total - Bonds - Part 3					153,162,907	152,644,054	495,608	XXX
8399998	Total - Bonds - Part 5					XXX	XXX	XXX	XXX
8399999	Total - Bonds					153,162,907	152,644,054	495,608	XXX
8999997	Total - Preferred Stocks - Part 3					0	XXX	0	XXX
8999998	Total - Preferred Stocks - Part 5					XXX	XXX	XXX	XXX
8999999	Total - Preferred Stocks					0	XXX	0	XXX
9799997	Total - Common Stocks - Part 3					0	XXX	0	XXX
9799998	Total - Common Stocks - Part 5					XXX	XXX	XXX	XXX
9799999	Total - Common Stocks					0	XXX	0	XXX
9899999	Total - Preferred and Common Stocks					0	XXX	0	XXX
9999999	Totals					153,162,907	152,644,054	495,608	XXX

(a) For all common stock bearing the NAIC market indicator "U" provide: the number of such issues0

STATEMENT AS OF MARCH 31, 2019 OF THE UnitedHealthcare Plan of the River Valley, Inc.

SCHEDULE D - PART 4

Show All Long-Term Bonds and Stock Sold, Redeemed or Otherwise Disposed of During the Current Quarter

1	2	3	4	5	6	7	8	9	10	Change In Book/Adjusted Carrying Value					16	17	18	19	20	21	22	
										11	12	13	14	15								
CUSIP Identification	Description	Foreign	Disposal Date	Name of Purchaser	Number of Shares of Stock	Consideration	Par Value	Actual Cost	Prior Year Book/Adjusted Carrying Value	Unrealized Valuation Increase/(Decrease)	Current Year's (Amortization)/Accretion	Current Year's Other Than Temporary Impairment Recognized	Total Change in Book/Adjusted Carrying Value (11 + 12 - 13)	Total Foreign Exchange Change in Book /Adjusted Carrying Value	Book/Adjusted Carrying Value at Disposal Date	Foreign Exchange Gain (Loss) on Disposal	Realized Gain (Loss) on Disposal	Total Gain (Loss) on Disposal	Bond Interest/Stock Dividends Received During Year	Stated Contractual Maturity Date	NAIC Designation and Administrative Symbol /Market Indicator (a)	
903270-CZ-0	USAA CAP CORP Corp Note Non Call Prv Plc 2.966% 02/01/19		02/01/2019	Maturity		519,000	519,000	519,220	519,016	0	(16)	0	(16)	0	519,000	0	0	0	3,675	02/01/2019	1FE	
98161T-AC-9	World Omni Auto WOART 2017-B A2B ABS 2.584% 02/16/21		03/15/2019	Paydown		153,195	153,195	153,195	153,195	0	0	0	0	0	153,195	0	0	0	642	02/16/2021	1FE	
98161V-AB-6	World Omni Auto WOART 2018-A A2 ABS 2.190% 05/17/21		03/15/2019	Paydown		328,878	328,878	328,849	328,865	0	12	0	12	0	328,878	0	0	0	1,182	05/17/2021	1FE	
98163E-AB-2	World Omni Auto WOART 2018-C A2 ABS 2.800% 01/18/22		03/15/2019	Paydown		161,459	161,459	161,457	161,456	0	2	0	2	0	161,459	0	0	0	1,130	01/18/2022	1FE	
448055-AK-9	HUSKY ENERGY INC Corp Note Call MW 4.000% 04/15/24	A	03/25/2019	JP Morgan Chase		2,436,993	2,385,000	2,380,015	2,382,186	0	112	0	112	0	2,382,298	0	54,695	54,695	42,930	04/15/2024	2FE	
81379J-AD-3	Securitized Term SSTRT 2017-1A A3 ABS Prv Plc 1.890% 08/25/20	A	03/25/2019	Paydown		504,745	504,745	504,745	504,745	0	0	0	0	0	504,745	0	0	0	1,570	08/25/2020	1FE	
3899999	Subtotal - Bonds - Industrial and Miscellaneous (Unaffiliated)					23,251,509	23,211,562	23,446,299	23,190,155	0	(8,658)	0	(8,658)	0	23,218,631	0	32,876	32,876	279,827	XXX	XXX	
8399997	Total - Bonds - Part 4					54,572,039	53,802,080	56,587,103	54,799,804	0	(126,835)	0	(126,835)	0	54,733,268	0	(161,231)	(161,231)	731,140	XXX	XXX	
8399998	Total - Bonds - Part 5					XXX	XXX	XXX	XXX	XXX	XXX	XXX	XXX	XXX	XXX	XXX	XXX	XXX	XXX	XXX	XXX	XXX
8399999	Total - Bonds					54,572,039	53,802,080	56,587,103	54,799,804	0	(126,835)	0	(126,835)	0	54,733,268	0	(161,231)	(161,231)	731,140	XXX	XXX	
8999997	Total - Preferred Stocks - Part 4					0	XXX	0	0	0	0	0	0	0	0	0	0	0	0	0	XXX	XXX
8999998	Total - Preferred Stocks - Part 5					XXX	XXX	XXX	XXX	XXX	XXX	XXX	XXX	XXX	XXX	XXX	XXX	XXX	XXX	XXX	XXX	XXX
8999999	Total - Preferred Stocks					0	XXX	0	0	0	0	0	0	0	0	0	0	0	0	0	XXX	XXX
9799997	Total - Common Stocks - Part 4					0	XXX	0	0	0	0	0	0	0	0	0	0	0	0	0	XXX	XXX
9799998	Total - Common Stocks - Part 5					XXX	XXX	XXX	XXX	XXX	XXX	XXX	XXX	XXX	XXX	XXX	XXX	XXX	XXX	XXX	XXX	XXX
9799999	Total - Common Stocks					0	XXX	0	0	0	0	0	0	0	0	0	0	0	0	0	XXX	XXX
9899999	Total - Preferred and Common Stocks					0	XXX	0	0	0	0	0	0	0	0	0	0	0	0	0	XXX	XXX
9999999	Totals					54,572,039	XXX	56,587,103	54,799,804	0	(126,835)	0	(126,835)	0	54,733,268	0	(161,231)	(161,231)	731,140	XXX	XXX	

(a) For all common stock bearing the NAIC market indicator "U" provide: the number of such issues.....0

Schedule DB - Part A - Section 1 - Options, Caps, Floors, Collars, Swaps and Forwards Open

N O N E

Schedule DB - Part B - Section 1 - Futures Contracts Open

N O N E

Schedule DB - Part B - Section 1B - Brokers with whom cash deposits have been made

N O N E

Schedule DB - Part D - Section 1 - Counterparty Exposure for Derivative Instruments Open

N O N E

Schedule DB - Part D-Section 2 - Collateral for Derivative Instruments Open - Pledged By

N O N E

Schedule DB - Part D-Section 2 - Collateral for Derivative Instruments Open - Pledged To

N O N E

Schedule DL - Part 1 - Reinvested Collateral Assets Owned

N O N E

Schedule DL - Part 2 - Reinvested Collateral Assets Owned

N O N E

SCHEDULE E - PART 1 - CASH

Month End Depository Balances

1 Depository	2 Code	3 Rate of Interest	4 Amount of Interest Received During Current Quarter	5 Amount of Interest Accrued at Current Statement Date	Book Balance at End of Each Month During Current Quarter			9 *
					6	7	8	
					First Month	Second Month	Third Month	
JP Morgan Chase New York City, New York		0.000	0	0	5,482,145	457,557	457,860	XXX
0199998. Deposits in ... 0 depositories that do not exceed the allowable limit in any one depository (See instructions) - Open Depositories	XXX	XXX	0	0	0	0	0	XXX
0199999. Totals - Open Depositories	XXX	XXX	0	0	5,482,145	457,557	457,860	XXX
0299998. Deposits in ... 0 depositories that do not exceed the allowable limit in any one depository (See instructions) - Suspended Depositories	XXX	XXX	0	0	0	0	0	XXX
0299999. Totals - Suspended Depositories	XXX	XXX	0	0	0	0	0	XXX
0399999. Total Cash on Deposit	XXX	XXX	0	0	5,482,145	457,557	457,860	XXX
0499999. Cash in Company's Office	XXX	XXX	XXX	XXX	0	0	0	XXX
0599999. Total - Cash	XXX	XXX	0	0	5,482,145	457,557	457,860	XXX

STATEMENT AS OF MARCH 31, 2019 OF THE UnitedHealthcare Plan of the River Valley, Inc.

SCHEDULE E - PART 2 - CASH EQUIVALENTS

Show Investments Owned End of Current Quarter

1 CUSIP	2 Description	3 Code	4 Date Acquired	5 Rate of Interest	6 Maturity Date	7 Book/Adjusted Carrying Value	8 Amount of Interest Due and Accrued	9 Amount Received During Year
0599999	Total - U.S. Government Bonds					0	0	0
1099999	Total - All Other Government Bonds					0	0	0
1799999	Total - U.S. States, Territories and Possessions Bonds					0	0	0
2499999	Total - U.S. Political Subdivisions Bonds					0	0	0
3199999	Total - U.S. Special Revenues Bonds					0	0	0
	GLENCORE FUNDING LLC Disc Comm Paper		01/31/2019	3.120	04/01/2019	400,000	0	2,080
3299999	Subtotal - Bonds - Industrial and Miscellaneous (Unaffiliated) - Issuer Obligations					400,000	0	2,080
3899999	Total - Industrial and Miscellaneous (Unaffiliated) Bonds					400,000	0	2,080
4899999	Total - Hybrid Securities					0	0	0
5599999	Total - Parent, Subsidiaries and Affiliates Bonds					0	0	0
6099999	Subtotal - SVO Identified Funds					0	0	0
6599999	Subtotal - Bank Loans					0	0	0
7799999	Total - Issuer Obligations					400,000	0	2,080
7899999	Total - Residential Mortgage-Backed Securities					0	0	0
7999999	Total - Commercial Mortgage-Backed Securities					0	0	0
8099999	Total - Other Loan-Backed and Structured Securities					0	0	0
8199999	Total - SVO Identified Funds					0	0	0
8299999	Total - Bank Loans					0	0	0
8399999	Total Bonds					400,000	0	2,080
09248U-71-8	BlackRock Liquidity Funds T-Fund Port		03/01/2019	0.000		5,096,389	0	13,752
38141W-32-3	Goldman Sachs Treasury Obligations Fund		03/08/2019	0.000		5,550,998	0	39,368
38142B-88-0	Goldman Sachs Financial Square Federal Fund		03/01/2019	0.000		284,893	0	1,037
61747C-58-2	Morgan Stanley Institutional Liquidity Fund Treasury Port		03/08/2019	0.000		1,323,565	0	25,071
825252-40-6	Invesco AIM STIT TREASURY MMF		03/08/2019	0.000		3,339,228	0	21,571
94975H-29-6	Wells Fargo Treasury Plus MMKT Fund - Inst		03/01/2019	0.000		5,713,109	0	15,733
8599999	Subtotal - Exempt Money Market Mutual Funds - as Identified by the SVO					21,308,182	0	116,532
147539-67-0	DEUTSCHE INV MGT CASH ACCT GOV/AGENCY DWS-IST		03/01/2019	0.000		5,471,651	0	54,080
25160K-20-7	DEUTSCHE GOV MMKT Gov Series Ins Shares		03/08/2019	0.000		74,804,047	0	217,262
26200T-10-9	Dreyfus Inst Preferred Money Market		03/01/2019	0.000		20,325,681	0	116,866
26200X-20-9	Dreyfus Inst Pred Govt MMF-Hamilton		03/08/2019	0.000		1,632,634	0	87,050
38141W-27-3	Goldman Sachs Government Fund		03/01/2019	0.000		29,486,943	0	117,322
38141W-36-4	Goldman Sachs Prime Oblg Fund - Inst		03/01/2019	0.000		21,815,151	0	129,357
40428X-10-7	HSBC HSBC US GOVT MMKT-I		03/12/2019	0.000		57,545,450	0	173,756
4812A0-36-7	JP Morgan Prime MMF		03/01/2019	0.000		20,318,881	0	111,486
481200-67-0	JP Morgan US Govt MMKT CP		03/08/2019	0.000		7,144,060	0	59,392
61747C-70-7	Morgan Stanley Institutional Liquidity Fund Government Port		03/08/2019	0.000		43,533,874	0	115,318
61747C-71-5	Morgan Stanley Institutional Liquidity Funds Prime Port		03/01/2019	0.000		15,173,309	0	88,476
665278-70-1	Northern Inst Govt Select Port		03/28/2019	0.000		37,383,455	0	133,446
69351J-15-7	PNC GOVT MONEY MARKET FUND		03/08/2019	0.000		7,172,362	0	26,056
74926P-69-6	TUGXX US Equity US Government Money Market		03/01/2019	0.000		7,447,413	0	18,122
825252-88-5	Invesco AIM STIT GOVT & AGENCY-INST MMF		03/21/2019	0.000		2,479,921	0	18,690
94975P-40-5	Wells Fargo Government MMKT Fund-Inst Cls		03/08/2019	0.000		2,970,261	0	14,826
000000-00-0	Optum Health Bank Money Market Fund		03/29/2019	0.000		501,371	0	1,372
8699999	Subtotal - All Other Money Market Mutual Funds					355,206,464	0	1,482,877
8899999	Total Cash Equivalents					376,914,646	0	1,601,489

STATEMENT AS OF March 31, 2019 OF UNITEDHEALTHCARE PLAN OF THE RIVER VALLEY, INC.

EXHIBIT OF PREMIUMS, ENROLLMENT AND UTILIZATION

Tennessee	1	Comprehensive (Hospital & Medical)		4	5	6	7	8	9	10	10
		2	3								
	Total	Individual	Group	Medicare Supplement	Vision Only	Dental Only	Federal Employees Health Benefit Plan	Medicare	Medicaid	Stop Loss	Other
Total Members at end of:											
1. Prior Year	482,870	-	311	-	-	-	-	60,890	421,669	-	-
2. First Quarter	485,208	-	256	-	-	-	-	61,634	423,318	-	-
3. Second Quarter	-	-	-	-	-	-	-	-	-	-	-
4. Third Quarter	-	-	-	-	-	-	-	-	-	-	-
5. Current Year	-	-	-	-	-	-	-	-	-	-	-
6. Current Year Member Months	1,438,966	-	763	-	-	-	-	184,245	1,253,958	-	-
Total Member Ambulatory Encounters for Year:											
7. Physician	1,506,752	-	-	-	-	-	-	452,269	1,054,483	-	-
8. Non-Physician	787,237	-	-	-	-	-	-	246,749	540,488	-	-
9. Total	2,293,989	-	-	-	-	-	-	699,018	1,594,971	-	-
10. Hospital Patient Days Incurred	694,443	-	8	-	-	-	-	61,366	633,069	-	-
11. Number of Inpatient Admissions	48,380	-	2	-	-	-	-	7,923	40,455	-	-
12. Health Premiums Written	761,435,118	-	383,188	-	-	-	-	282,187,620	478,864,310	-	-
13. Life Premiums Direct	-	-	-	-	-	-	-	-	-	-	-
14. Property/Casualty Premiums Written	-	-	-	-	-	-	-	-	-	-	-
15. Health Premiums Earned	764,577,119	-	383,188	-	-	-	-	285,329,621	478,864,310	-	-
16. Property/Casualty Premiums Earned	-	-	-	-	-	-	-	-	-	-	-
17. Amount Paid for Provision of Health Care Services	599,713,868	-	131,441	-	-	-	-	196,818,051	402,764,376	-	-
18. Amount Incurred for Provision of Health Care Services	666,306,794	-	163,219	-	-	-	-	228,261,809	437,881,766	-	-

STATEMENT AS OF MARCH 31, 2019 FOR
UNITEDHEALTHCARE PLAN OF THE RIVER VALLEY, INC.

EXHIBIT 2 - ACCIDENT AND HEALTH PREMIUMS DUE AND UNPAID

Individually list all debtors with account balances the greater of 10% of gross Premiums Receivable or \$10,000.

Name of Debtor	1-30 Days	31-60 Days	61-90 Days	Over 90 Days	Non Admitted	Admitted
Total Individuals	-	-	-	-	-	-
Group subscribers:						
Group subscriber subtotal	-	-	-	-	-	-
Premiums due and unpaid not individually listed	313,041	-	8,558	22,116	22,116	321,599
Total group	313,041	-	8,558	22,116	22,116	321,599
Premiums due and unpaid from Medicare entities	664	-	-	4,379	4,379	664
Premiums due and unpaid from Medicaid entities	16,252,956	6,083,297	3,178,692	6,697,358	-	32,212,302
Accident and health premiums due and unpaid (Page 2, Line 15)	16,566,661	6,083,297	3,187,250	6,723,853	26,495	32,534,566

Note: Special Needs Program activity is reported within Premiums due and unpaid from Medicaid entities.

STATEMENT AS OF MARCH 31, 2019 OF UNITEDHEALTHCARE PLAN OF THE RIVER VALLEY, INC.

Exhibit 3 - Health Care Receivables

	2 1 - 30 Days	3 31 - 60 Days	4 61 - 90 Days	5 Over 90 Days	6 Nonadmitted	7 Admitted
OptumRx, Inc	46,164,063	1,157,998	1,018,753	1,509,596	1,509,596	48,340,814
0199998 Aggregate Pharmaceutical Rebate Receivables Not Individually Listed						
0199999 Total Pharmaceutical Rebate Receivables	46,164,063	1,157,998	1,018,753	1,509,596	1,509,596	48,340,814
0299998 Aggregate Claim Overpayment Receivables Not Individually Listed	6,361,761	591,725	540,546	15,152,007	17,104,232	5,541,807
0299999 Total Claim Overpayment Receivables	6,361,761	591,725	540,546	15,152,007	17,104,232	5,541,807
0399998 Aggregate Loans and Advances to Providers Not Individually Listed	1,549	416	92	961,187	963,244	0
0399999 Total Loans and Advances to Providers	1,549	416	92	961,187	963,244	0
0499998 Aggregate Capitation Arrangement Receivables Not Individually Listed	0	0	0	0	0	0
0499999 Total Capitation Arrangement Receivables	0	0	0	0	0	0
0599998 Aggregate Risk Sharing Receivables Not Individually Listed						
0599999 Total Risk Sharing Receivables	0	0	0	0	0	0
0699998 Aggregate Other Receivables Not Individually Listed						
0699999 Total Other Receivables	0	0	0	0		0
0799999 Gross Health Care Receivables	52,527,373	1,750,139	1,559,391	17,622,790	19,577,072	53,882,621

ANNUAL STATEMENT FOR THE YEAR 2018 OF THE UNITEDHEALTHCARE PLAN OF THE RIVER VALLEY, INC.

Exhibit 5 - Amounts Due From Parent, Subsidiaries and Affiliates

	1 Name of Affiliate	2 1 - 30 Days	3 31 -60 Days	4 61 - 90 Days	5 Over 90 Days	6 Nonadmitted	Admitted	
							7 Current	8 Non-Current
0100001	United HealthCare Services, Inc.	184,082	-	-	-	-	184,082	
0199999	Individually listed receivables	184,082	-	-	-	-	184,082	
0299999	Receivables not individually listed							
0399999	Total gross amounts receivable	184,082	-	-	-	-	184,082	

ANNUAL STATEMENT FOR THE YEAR 2018 OF THE UNITEDHEALTHCARE PLAN OF THE RIVER VALLEY, INC.

Exhibit 6 - Amounts Due To Parent, Subsidiaries and Affiliates

	1 Affiliate	2 Description	3 Amount	4 Current	5 Non-Current
0100001	United HealthCare Services, Inc.	Intercompany Payables	46,301,797	46,301,797	
0199999	Individually listed payables		46,301,797	46,301,797	
0299999	Payables not individually listed		-	-	
0399999	Total gross payables		46,301,797	46,301,797	

AmeriChoice - Tennessee
Report 2A - TennCare Income Statement
CRA 2.30.14.3.3 and 2.30.14.3.4

	East	Middle	West	Total
Member Months	425,615	472,209	356,134	1,253,958
Revenues:				
TennCare Capitation	169,285,182	178,094,244	131,484,884	478,864,310
Investment	-	-	-	-
Other Revenues	482,338	443,443	417,419	1,343,200
Total Revenues	169,767,520	178,537,687	131,902,303	480,207,510
Estimated Expenses:				
Hospital and Medical (w/o Mental Health)				
Capitated Physician Services	-	-	-	-
Fee-for Service Physician Services	29,071,550	30,790,863	18,872,007	78,734,421
Inpatient Hospital Services	26,407,865	34,400,425	19,402,506	80,210,797
Outpatient Hospital Services	18,302,672	22,197,280	14,682,005	55,181,957
Emergency Room Services	11,748,437	8,821,508	6,198,470	26,768,415
Dental Services	-	-	-	-
Vision Services	604,475	829,390	750,402	2,184,267
Pharmacy Services	-	-	-	-
Home Health Services	2,128,578	922,604	871,462	3,922,645
Chiropractic Services	-	-	-	-
Radiology Services	1,770,555	2,072,719	1,169,586	5,012,860
Laboratory Services	2,405,624	2,528,657	1,741,994	6,676,275
Durable Medical Equipment Services	2,012,750	2,068,167	1,431,262	5,512,179
Transportation Services	654,710	648,131	700,891	2,003,732
Outside Referrals	-	-	-	-
Occupancy, Depreciation and Amortization	-	-	-	-
Other Medical and Hospital Services - Write-Ins	1,071,398	5,078,203	657,993	6,807,594
Subtotal Medical and Hospital	96,178,614	110,357,948	66,478,579	273,015,141
Mental Health and Substance Abuse Services				
Inpatient Psychiatric Facility Services	2,415,407	2,559,774	3,001,567	7,976,747
Inpatient Substance Abuse Treatment and Detox	209,811	323,538	131,578	664,927
Outpatient Mental Health Services	1,464,646	2,982,933	609,226	5,056,806
Outpatient Substance Abuse Treatment and Detox	418,849	371,723	121,997	912,570
Housing/Residential Treatment	1,310,743	1,711,609	1,125,653	4,148,004
Specialized Crisis Services	37,630	85,844	24,103	147,577
Psychiatric Rehab and Support Services	1,757,321	3,284,311	2,198,832	7,240,464
Case Management	150,053	921,218	659,622	1,730,894
Forensics	-	-	-	-
Other Judicial	-	-	-	-
Pharmacy	-	-	-	-
Lab Services	-	-	-	-
Transportation	30,825	22,114	15,468	68,406
Occupancy, Depreciation and Amortization	-	-	-	-
Other Mental Health and Substance Abuse Services	913,749	251,930	75,781	1,241,459
PCP and Specialist Services	-	-	-	-
Tennessee Health Link	2,953,604	4,732,268	1,430,220	9,116,092
Other Mental Health Services - Write-Ins	-	-	-	-
Subtotal MH&SAS	11,662,638	17,247,262	9,394,046	38,303,946
CHOICES				
Nursing Facility Care	39,693,980	32,743,949	29,324,951	101,762,880
HCBS Services	9,018,864	9,459,987	10,071,942	28,550,793
Subtotal CHOICES	48,712,845	42,203,936	39,396,892	130,313,673
Value Based Payouts	14,414	-	-	14,414
Value Based Recoveries	(39,874)	(91,960)	(3,758)	(135,592)
Other Medical Incentive Pool and Withhold Adjustments	-	-	-	-
Subtotal Hospital, Medical, MH&SAS, CHOICES	156,608,385	169,901,105	115,273,275	441,782,766
LESS:				
Net Reinsurance Recoveries Incurred	-	-	-	-
Copayments	-	-	-	-
Subrogation and Coordination of Benefits	-	-	-	-
Subtotal Reinsurance, Copay, Subrogation	-	-	-	-
Total Hospital, Medical, MH&SAS	156,608,385	169,901,105	115,273,275	441,782,766
Administration:				
Compensation	-	-	-	-
Direct and Allocated Admin expenses	-	-	-	-
Marketing	-	-	-	-
Interest Expense	-	-	-	-
Premium Tax Expense	15,563,321	16,879,325	11,224,341	43,666,987
Occupancy, Depreciation, and Amortization	-	-	-	-
Other Administration - Write-Ins	17,173,059	18,705,606	13,234,296	49,112,961
Total Administration Expenses	32,736,380	35,584,931	24,458,637	92,779,948
Total Expenses	189,344,765	205,486,036	139,731,912	534,562,714
Extraordinary Item	-	-	-	-
Provision for Income Tax	(4,111,221)	(4,839,943)	(1,644,218)	(10,595,383)
Net Income (Loss)	(15,466,024)	(22,108,406)	(6,185,391)	(43,759,821)
	0			0
Write-Ins for Other Revenues				
Other Revenue - TennCare Bonuses	-	-	-	-
Other Revenue - ECF Administration Revenue	482,338	443,443	417,419	1,343,200
Other Revenue - Estimated TennCare Health Insurer Reimbursement Fee	-	-	-	-
Total Other Revenues	482,338	443,443	417,419	1,343,200
Write-Ins for Other Medical and Hospital				
Premium Deficiency Reserve	-	3,901,000	-	3,901,000
Other Miscellaneous	(193,287)	213,342	237,086	257,140
Other Capitated Services	1,264,685	963,862	420,907	2,649,454
Total Other Medical and Hospital	1,071,398	5,078,203	657,993	6,807,594
Write-Ins for Other MH & SS				
Other Miscellaneous	-	-	-	-
Total Other MH & SS	-	-	-	-
Write-Ins for Other Administration				
Administrative Services Fee	13,340,222	13,776,156	10,321,855	37,438,233
Behavioral Healthcare Services	1,213,445	2,014,015	1,136,587	4,364,046
Spectera Administration Fees	-	-	-	-
Other Miscellaneous	2,619,392	2,915,436	1,775,854	7,310,682
Total Other Administration	17,173,059	18,705,606	13,234,296	49,112,961

The statutory quarterly filing Statement of Revenue and Expenses and the 2A includes TennCare incentives which are presented as Other Revenue per the direction of the TDCI. As these incentives are not considered written premiums or earned premiums per the NAIC guidelines these amounts have been excluded from the statutory quarterly filing Exhibit of Premiums, Enrollment, and Utilization.

UnitedHealthcare Community Plan - East Tennessee
Report 2A - TennCare Income Statement
CRA 2.30.14.3.3 and 2.30.14.3.4

Member Months	Current Qtr YTD Total as of 3/31/2019	YTD Total as of 3/31/2019	Prior Year as of 12/31/2018
	425,615	425,615	1,793,356
Revenues:			
TennCare Capitation	169,285,182	169,285,182	702,083,821
Investment	-	-	-
Other Revenues	482,338	482,338	14,562,659
Total Revenues	169,767,520	169,767,520	716,646,480
Estimated Expenses:			
Hospital and Medical (w/o Mental Health)			
Capitated Physician Services	-	-	-
Fee-for Service Physician Services	29,071,550	29,071,550	110,665,309
Inpatient Hospital Services	26,407,865	26,407,865	117,703,034
Outpatient Hospital Services	18,302,672	18,302,672	71,844,495
Emergency Room Services	11,748,437	11,748,437	45,906,622
Dental Services	-	-	-
Vision Services	604,475	604,475	2,571,426
Pharmacy Services	-	-	-
Home Health Services	2,128,578	2,128,578	7,640,921
Chiropractic Services	-	-	-
Radiology Services	1,770,555	1,770,555	7,521,119
Laboratory Services	2,405,624	2,405,624	8,361,391
Durable Medical Equipment Services	2,012,750	2,012,750	8,933,552
Transportation Services	654,710	654,710	3,074,049
Outside Referrals	-	-	-
Occupancy, Depreciation and Amortization	-	-	-
Other Medical and Hospital Services - Write-Ins	1,071,398	1,071,398	3,820,450
Subtotal Medical and Hospital	96,178,614	96,178,614	388,042,368
Mental Health and Substance Abuse Services			
Inpatient Psychiatric Facility Services	2,415,407	2,415,407	7,958,988
Inpatient Substance Abuse Treatment and Detox	209,811	209,811	721,260
Outpatient Mental Health Services	1,464,646	1,464,646	5,892,448
Outpatient Substance Abuse Treatment and Detox	418,849	418,849	1,260,369
Housing/Residential Treatment	1,310,743	1,310,743	4,193,862
Specialized Crisis Services	37,630	37,630	132,140
Psychiatric Rehab and Support Services	1,757,321	1,757,321	6,056,736
Case Management	150,053	150,053	524,151
Forensics	-	-	-
Other Judicial	-	-	-
Pharmacy	-	-	-
Lab Services	-	-	-
Transportation	30,825	30,825	209,478
Occupancy, Depreciation and Amortization	-	-	-
Other Mental Health and Substance Abuse Services	913,749	913,749	3,564,764
PCP and Specialist Services	-	-	-
Tennessee Health Link	2,953,604	2,953,604	10,939,304
Other Mental Health Services - Write-Ins	-	-	-
Subtotal MH&SAS	11,662,638	11,662,638	41,453,498
CHOICES			
Nursing Facility Care	39,693,980	39,693,980	137,619,509
HCBS Services	9,018,864	9,018,864	32,971,078
Subtotal CHOICES	48,712,845	48,712,845	170,590,587
Value Based Payouts	14,414	14,414	343,386
Value Based Recoveries	(39,874)	(39,874)	57,411
Other Medical Incentive Pool and Withhold Adjustments	-	-	-
Subtotal Hospital, Medical, MH&SAS, CHOICES	156,608,385	156,608,385	600,372,429
LESS:			
Net Reinsurance Recoveries Incurred	-	-	-
Copayments	-	-	-
Subrogation and Coordination of Benefits	-	-	-
Subtotal Reinsurance, Copay, Subrogation	-	-	-
Total Hospital, Medical, MH&SAS	156,608,385	156,608,385	600,372,429
Administration:			
Compensation	-	-	-
Direct and Allocated Admin expenses	-	-	-
Marketing	-	-	-
Interest Expense	-	-	-
Premium Tax Expense	15,563,321	15,563,321	54,890,400
Occupancy, Depreciation, and Amortization	-	-	-
Other Administration - Write-Ins	17,173,059	17,173,059	78,093,627
Total Administration Expenses	32,736,380	32,736,380	132,984,027
Total Expenses	189,344,765	189,344,765	733,356,455
Extraordinary Item	-	-	-
Provision for Income Tax	(4,111,221)	(4,111,221)	(1,401,065)
Net Income (Loss)	(15,466,024)	(15,466,024)	(15,308,911)
Write-Ins for Other Revenues			
Other Revenue - TennCare Bonuses	-	-	-
Other Revenue - ECF Administration Revenue and TennCare Bonuses	482,338	482,338	1,939,633
Other Revenue - Estimated TennCare Health Insurer Reimbursement Fee	-	-	12,036,025
Total Other Revenues	482,338	482,338	14,562,659
Write-Ins for Other Medical and Hospital			
Premium Deficiency Reserve	-	-	-
Other Miscellaneous	(193,287)	(193,287)	222,950
Other Capitated Services	1,264,685	1,264,685	3,597,500
Total Other Medical and Hospital	1,071,398	1,071,398	3,820,450
Write-Ins for Other MH & SS			
Other Miscellaneous	-	-	-
Total Other MH & SS	-	-	-
Write-Ins for Other Administration			
Administrative Services Fee	13,340,222	13,340,222	54,049,169
Behaviorial Healthcare Services	1,213,445	1,213,445	5,136,797
Spectera Administration Fees	-	-	-
Other Miscellaneous	2,619,392	2,619,392	18,907,661
Total Other Administration	17,173,059	17,173,059	78,093,627

The statutory quarterly filing Statement of Revenue and Expenses and the 2A includes TennCare incentives which are presented as Other Revenue per the direction of the TDCI. As these incentives are not considered written premiums or earned premiums per the NAIC guidelines these amounts have been excluded from the statutory quarterly filing Exhibit of Premiums, Enrollment, and Utilization.

UnitedHealthcare Community Plan - Middle Tennessee
Report 2A - TennCare Income Statement
CRA 2.30.14.3.3 and 2.30.14.3.4

Member Months	Current Qtr YTD Total as of 3/31/2019	YTD Total as of 3/31/2019	Prior Year as of 12/31/2018
Revenues:	472,209	472,209	1,948,362
TennCare Capitation	178,094,244	178,094,244	740,421,641
Investment	-	-	-
Other Revenues	443,443	443,443	18,185,879
Total Revenues	178,537,687	178,537,687	758,607,520
Estimated Expenses:			
Hospital and Medical (w/o Mental Health)			
Capitated Physician Services	-	-	-
Fee-for Service Physician Services	30,790,863	30,790,863	113,380,090
Inpatient Hospital Services	34,400,425	34,400,425	134,570,138
Outpatient Hospital Services	22,197,280	22,197,280	80,418,067
Emergency Room Services	8,821,508	8,821,508	37,319,263
Dental Services	-	-	-
Vision Services	829,390	829,390	3,202,177
Pharmacy Services	-	-	-
Home Health Services	922,604	922,604	3,664,726
Chiropractic Services	-	-	-
Radiology Services	2,072,719	2,072,719	8,916,072
Laboratory Services	2,528,657	2,528,657	9,438,311
Durable Medical Equipment Services	2,068,167	2,068,167	8,583,045
Transportation Services	648,131	648,131	3,161,773
Outside Referrals	-	-	-
Occupancy, Depreciation and Amortization	-	-	-
Other Medical and Hospital Services - Write-Ins	5,078,203	5,078,203	5,713,771
Subtotal Medical and Hospital	110,357,948	110,357,948	408,367,434
Mental Health and Substance Abuse Services			
Inpatient Psychiatric Facility Services	2,559,774	2,559,774	11,264,652
Inpatient Substance Abuse Treatment and Detox	323,538	323,538	1,316,940
Outpatient Mental Health Services	2,982,933	2,982,933	10,027,392
Outpatient Substance Abuse Treatment and Detox	371,723	371,723	1,479,567
Housing/Residential Treatment	1,711,609	1,711,609	5,768,925
Specialized Crisis Services	85,844	85,844	257,502
Psychiatric Rehab and Support Services	3,284,311	3,284,311	10,816,041
Case Management	921,218	921,218	3,018,187
Forensics	-	-	-
Other Judicial	-	-	-
Pharmacy	-	-	-
Lab Services	-	-	-
Transportation	22,114	22,114	151,646
Occupancy, Depreciation and Amortization	-	-	-
Other Mental Health and Substance Abuse Services	251,930	251,930	851,882
PCP and Specialist Services	-	-	-
Tennessee Health Link	4,732,268	4,732,268	14,584,169
Other Mental Health Services - Write-Ins	-	-	-
Subtotal MH&SAS	17,247,262	17,247,262	59,536,902
CHOICES			
Nursing Facility Care	32,743,949	32,743,949	121,131,681
HCBS Services	9,459,987	9,459,987	34,738,021
Subtotal CHOICES	42,203,936	42,203,936	155,869,702
Value Based Payouts	-	-	403,708
Value Based Recoveries	(91,960)	(91,960)	353,407
Other Medical Incentive Pool and Withhold Adjustments	-	-	-
Subtotal Hospital, Medical, MH&SAS, CHOICES	169,901,105	169,901,105	623,824,339
LESS:			
Net Reinsurance Recoveries Incurred	-	-	-
Copayments	-	-	-
Subrogation and Coordination of Benefits	-	-	-
Subtotal Reinsurance, Copay, Subrogation	-	-	-
Total Hospital, Medical, MH&SAS	169,901,105	169,901,105	623,824,339
Administration:			
Compensation	-	-	-
Direct and Allocated Admin expenses	-	-	-
Marketing	-	-	-
Interest Expense	-	-	-
Premium Tax Expense	16,879,325	16,879,325	57,300,933
Occupancy, Depreciation, and Amortization	-	-	-
Other Administration - Write-Ins	18,705,606	18,705,606	85,656,088
Total Administration Expenses	35,584,931	35,584,931	142,957,021
Total Expenses	205,486,036	205,486,036	766,781,360
Extraordinary Item	-	-	-
Provision for Income Tax	(4,839,943)	(4,839,943)	556,099
Net Income (Loss)	(22,108,406)	(22,108,406)	(8,729,938)
Write-Ins for Other Revenues			
Other Revenue - TennCare Bonuses	-	-	-
Other Revenue - ECF Administration Revenue and TennCare Bonuses	443,443	443,443	1,669,916
Other Revenue - Estimated TennCare Health Insurer Reimbursement Fee	-	-	16,515,962
Total Other Revenues	443,443	443,443	18,185,879
Write-Ins for Other Medical and Hospital			
Premium Deficiency Reserve	3,901,000	3,901,000	-
Other Miscellaneous	213,342	213,342	1,761,171
Other Capitated Services	963,862	963,862	3,952,600
Total Other Medical and Hospital	5,078,203	5,078,203	5,713,771
Write-Ins for Other MH & SS			
Other Miscellaneous	-	-	-
Total Other MH & SS	-	-	-
Write-Ins for Other Administration			
Administrative Services Fee	13,776,156	13,776,156	56,827,297
Behaviorial Healthcare Services	2,014,015	2,014,015	5,996,253
Spectera Administration Fees	-	-	-
Other Miscellaneous	2,915,436	2,915,436	22,832,538
Total Other Administration	18,705,606	18,705,606	85,656,088

The statutory quarterly filing Statement of Revenue and Expenses and the 2A includes TennCare incentives which are presented as Other Revenue per the direction of the TDCI. As these incentives are not considered written premiums or earned premiums per the NAIC guidelines these amounts have been excluded from the statutory quarterly filing Exhibit of Premiums, Enrollment, and Utilization.

UnitedHealthcare Community Plan - West Tennessee
Report 2A - TennCare Income Statement
CRA 2.30.14.3.3 and 2.30.14.3.4

Member Months	Current Qtr YTD	YTD Total as of	Prior Year as of
	Total as of 3/31/2019	3/31/2019	12/31/2018
	356,134	356,134	1,462,439
Revenues:			
TennCare Capitation	131,484,884	131,484,884	539,231,310
Investment	-	-	-
Other Revenues	417,419	417,419	11,390,990
Total Revenues	131,902,303	131,902,303	550,622,299
Estimated Expenses:			
Hospital and Medical (w/o Mental Health)			
Capitated Physician Services	-	-	-
Fee-for Service Physician Services	18,872,007	18,872,007	69,642,554
Inpatient Hospital Services	19,402,506	19,402,506	86,864,433
Outpatient Hospital Services	14,682,005	14,682,005	56,247,820
Emergency Room Services	6,198,470	6,198,470	27,601,687
Dental Services	-	-	-
Vision Services	750,402	750,402	3,010,432
Pharmacy Services	-	-	-
Home Health Services	871,462	871,462	3,322,868
Chiropractic Services	-	-	-
Radiology Services	1,169,586	1,169,586	4,273,419
Laboratory Services	1,741,994	1,741,994	6,035,880
Durable Medical Equipment Services	1,431,262	1,431,262	6,231,021
Transportation Services	700,891	700,891	3,190,412
Outside Referrals	-	-	-
Occupancy, Depreciation and Amortization	-	-	-
Other Medical and Hospital Services - Write-Ins	657,993	657,993	1,793,724
Subtotal Medical and Hospital	66,478,579	66,478,579	268,214,250
Mental Health and Substance Abuse Services			
Inpatient Psychiatric Facility Services	3,001,567	3,001,567	12,929,043
Inpatient Substance Abuse Treatment and Detox	131,578	131,578	629,331
Outpatient Mental Health Services	609,226	609,226	2,903,964
Outpatient Substance Abuse Treatment and Detox	121,997	121,997	605,488
Housing/Residential Treatment	1,125,653	1,125,653	3,408,165
Specialized Crisis Services	24,103	24,103	101,354
Psychiatric Rehab and Support Services	2,198,832	2,198,832	7,978,340
Case Management	659,622	659,622	2,685,167
Forensics	-	-	-
Other Judicial	-	-	-
Pharmacy	-	-	-
Lab Services	-	-	-
Transportation	15,468	15,468	114,044
Occupancy, Depreciation and Amortization	-	-	-
Other Mental Health and Substance Abuse Services	75,781	75,781	379,033
PCP and Specialist Services	-	-	-
Tennessee Health Link	1,430,220	1,430,220	5,411,453
Other Mental Health Services - Write-Ins	-	-	-
Subtotal MH&SAS	9,394,046	9,394,046	37,145,381
CHOICES			
Nursing Facility Care	29,324,951	29,324,951	101,515,967
HCBS Services	10,071,942	10,071,942	35,564,089
Subtotal CHOICES	39,396,892	39,396,892	137,080,056
Value Based Payouts	-	-	239,785
Value Based Recoveries	(3,758)	(3,758)	(17,179)
Other Medical Incentive Pool and Withhold Adjustments	-	-	-
Subtotal Hospital, Medical, MH&SAS, CHOICES	115,273,275	115,273,275	442,696,651
LESS:			
Net Reinsurance Recoveries Incurred	-	-	-
Copayments	-	-	-
Subrogation and Coordination of Benefits	-	-	-
Subtotal Reinsurance, Copay, Subrogation	-	-	-
Total Hospital, Medical, MH&SAS	115,273,275	115,273,275	442,696,651
Administration:			
Compensation	-	-	-
Direct and Allocated Admin expenses	-	-	-
Marketing	-	-	-
Interest Expense	-	-	-
Premium Tax Expense	11,224,341	11,224,341	40,472,716
Occupancy, Depreciation, and Amortization	-	-	-
Other Administration - Write-Ins	13,234,296	13,234,296	60,301,195
Total Administration Expenses	24,458,637	24,458,637	100,773,911
Total Expenses	139,731,912	139,731,912	543,470,562
Extraordinary Item	-	-	-
Provision for Income Tax	(1,644,218)	(1,644,218)	3,102,714
Net Income (Loss)	(6,185,391)	(6,185,391)	4,049,023
Write-Ins for Other Revenues			
Other Revenue - TennCare Bonuses	-	-	-
Other Revenue - ECF Administration Revenue and TennCare Bonuses	417,419	417,419	1,586,850
Other Revenue - Estimated TennCare Health Insurer Reimbursement Fee	-	-	9,804,139
Total Other Revenues	417,419	417,419	11,390,990
Write-Ins for Other Medical and Hospital			
Premium Deficiency Reserve	-	-	-
Other Miscellaneous	237,086	237,086	68,179
Other Capitated Services	420,907	420,907	1,725,545
Total Other Medical and Hospital	657,993	657,993	1,793,724
Write-Ins for Other MH & SS			
Other Miscellaneous	-	-	-
Total Other MH & SS	-	-	-
Write-Ins for Other Administration			
Administrative Services Fee	10,321,855	10,321,855	41,422,801
Behaviorial Healthcare Services	1,136,587	1,136,587	4,196,555
Spectera Administration Fees	-	-	-
Other Miscellaneous	1,775,854	1,775,854	14,681,838
Total Other Administration	13,234,296	13,234,296	60,301,195

The statutory quarterly filing Statement of Revenue and Expenses and the 2A includes TennCare incentives which are presented as Other Revenue per the direction of the TDCI. As these incentives are not considered written premiums or earned premiums per the NAIC guidelines these amounts have been excluded from the statutory quarterly filing Exhibit of Premiums, Enrollment, and Utilization.

Adm	Health information technology expenses related to improving health care quality																												\$ 2,824,024			\$ 3,323,777			\$ 1,773,273			\$ 3,220,125.00			\$ 2,498,673.95			\$ 796,286.16		
	Allowable technology implementation expenses (explain in comments)																												\$ -			\$ -			\$ -			\$ -			\$ -			\$ -		
	Activities related to external quality review																												\$ -			\$ -			\$ -			\$ -			\$ -			\$ -		
Total Admin	\$ 4,324,643	\$ 4,814,666	\$ 9,168,040	\$ 6,072,873	\$ 5,901,866	\$ 5,879,552	\$ 5,954,288	\$ 6,026,629	\$ 6,018,688	\$ 7,359,890	\$ 8,191,401	\$ 6,546,892	\$ 5,382,127	\$ 5,823,847	\$ 5,889,723	\$ 5,746,989	\$ 5,546,973	\$ 5,570,972	\$ 5,557,566	\$ 5,392,183	\$ 5,526,951	\$ 5,613,684	\$ 5,563,487	\$ 7,132,043	\$ 5,981,073	\$ 5,545,946	\$ 6,374,256	\$ 74,822,778	\$ 74,059,219	\$ 52,687,189	\$ 76,259,225.80	\$ 68,746,545.15	\$ 17,901,276.13													
Recoveries	Claims payments recovered through fraud reduction efforts (not to exceed the amount of fraud reduction expenses)	\$ 1,089	\$ -	\$ -	\$ -	\$ -	\$ -	\$ -	\$ -	\$ -	\$ -	\$ -	\$ -	\$ -	\$ -	\$ -	\$ -	\$ -	\$ -	\$ -	\$ -	\$ -	\$ -	\$ -	\$ -	\$ -	\$ -	\$ -	\$ -	\$ -	\$ -	\$ -	\$ -	\$ -												
	Provider Overpayment Recoveries	\$ 37,622	\$ 65,367	\$ 212,573	\$ 301,499	\$ 118,432	\$ 168,662	\$ 18,025	\$ 15,583	\$ 13,004	\$ 7,454	\$ 3,324	\$ 1,538,379	\$ 625,592	\$ 1,639,202	\$ 1,964,203	\$ 2,239,665	\$ 2,174,192	\$ 1,550,839	\$ 1,052,292	\$ 1,245,133	\$ 1,385,222	\$ 1,745,697	\$ 2,394,909	\$ 1,652,261	\$ 1,029,375	\$ 1,965,896	\$ 1,648,962	\$ 1,165,579	\$ 11,785,431	\$ 13,979,757	\$ 2,499,943.78	\$ 19,525,176.15	\$ 4,644,243.60												
	Third Party Liability Recoveries	\$ 16,355	\$ 14,381	\$ 72,110	\$ 30,070	\$ 5,733	\$ 12,919	\$ 14,838	\$ 26,335	\$ 5,917	\$ 3,258	\$ 5,684	\$ 235,837	\$ 156,093	\$ 254,625	\$ 269,495	\$ 270,335	\$ 265,425	\$ 213,422	\$ 141,746	\$ 314,037	\$ 108,048	\$ 127,857	\$ 98,797	\$ 482,741	\$ 158,258	\$ 140,558	\$ 93,930	\$ 408,303	\$ 1,721,261	\$ 1,665,970	\$ 443,334.05	\$ 2,702,619.63	\$ 392,744.80												
	Subcontractor Overpayment Recoveries	\$ -	\$ -	\$ -	\$ -	\$ -	\$ -	\$ -	\$ -	\$ -	\$ -	\$ -	\$ -	\$ -	\$ -	\$ -	\$ -	\$ -	\$ -	\$ -	\$ -	\$ -	\$ -	\$ -	\$ -	\$ -	\$ -	\$ -	\$ -	\$ -	\$ -	\$ -	\$ -	\$ -	\$ -											
	Recoverable claims for anticipated coordination of benefits	\$ 234,387	\$ 3,244,240	\$ 935,006	\$ 1,084,076	\$ 761,530	\$ 918,398	\$ 1,110,963	\$ 836,515	\$ 786,497	\$ 1,088,705	\$ 784,028	\$ 817,316	\$ 1,008,408	\$ 1,439,156	\$ 885,597	\$ 484,994	\$ 1,085,355	\$ 673,700	\$ 1,038,014	\$ 621,798	\$ 1,230,100	\$ 780,877	\$ 736,005	\$ 717,968	\$ 424,563	\$ 982,685	\$ 581,320	\$ 10,769,441	\$ 11,001,235	\$ 6,693,330	\$ 12,601,872.80	\$ 10,681,971.82	\$ 1,588,567.98												
Prescription drug rebates received and accrued	\$ -	\$ -	\$ -	\$ -	\$ -	\$ -	\$ -	\$ -	\$ -	\$ -	\$ -	\$ -	\$ -	\$ -	\$ -	\$ -	\$ -	\$ -	\$ -	\$ -	\$ -	\$ -	\$ -	\$ -	\$ -	\$ -	\$ -	\$ -	\$ -	\$ -	\$ -	\$ -	\$ -	\$ -												
MLR Calculations	Medical Loss Ratio, Gross Premium	82.6%	77.2%	87.4%	82.9%	86.1%	83.6%	83.5%	90.6%	85.9%	87.9%	86.6%	87.0%	83.1%	80.8%	87.0%	83.6%	85.8%	82.6%	85.9%	91.7%	85.4%	91.8%	88.1%	89.9%	93.6%	89.8%	88.1%	82.2%	82.2%	85.3%	90.5%	85.2%	86.3%	93.9%											
	Medical Loss Ratio, Net Premium	88.2%	82.7%	92.0%	88.0%	91.3%	88.7%	88.6%	95.3%	90.7%	92.4%	91.4%	92.0%	90.3%	87.7%	94.5%	90.8%	93.2%	89.7%	93.4%	99.6%	92.8%	99.8%	95.7%	97.7%	99.4%	95.1%	103.9%	88.9%	91.4%	97.5%	92.8%	93.7%	99.5%												
	Per Member Expense	\$ 283.76	\$ 266.69	\$ 306.89	\$ 292.81	\$ 306.10	\$ 299.51	\$ 323.07	\$ 351.89	\$ 332.90	\$ 342.24	\$ 334.37	\$ 329.37	\$ 338.80	\$ 327.13	\$ 355.84	\$ 346.40	\$ 356.83	\$ 343.68	\$ 362.43	\$ 388.83	\$ 362.22	\$ 390.10	\$ 373.29	\$ 370.45	\$ 393.66	\$ 370.51	\$ 410.20	\$ 278.65	\$ 340.13	\$ 369.15	\$ 313.87	\$ 359.10	\$ 391.43												
	Loss Ratio without self-funded items for comparison purposes	89.2%	82.6%	91.9%	88.0%	91.2%	88.7%	87.2%	94.4%	89.5%	91.4%	90.2%	90.9%	86.9%	94.1%	90.1%	92.7%	89.0%	92.9%	99.5%	92.4%	99.8%	95.4%	97.6%	99.3%	94.6%	104.2%	89.9%	90.5%	97.3%	89.9%	93.2%	89.3%													
	Loss Ratio without DPs or admin for comparison purposes	84.8%	79.1%	88.5%	84.5%	87.6%	85.3%	83.6%	90.9%	86.1%	88.1%	86.1%	85.4%	86.7%	83.3%	90.6%	87.1%	89.6%	85.9%	89.7%	96.2%	89.2%	96.5%	92.2%	91.8%	95.2%	89.4%	100.8%	85.9%	87.0%	93.4%	85.8%	89.6%	95.1%												
	Reserve Total as a Percentage of Total Payments for comparison purposes	0.1%	0.1%	0.1%	0.1%	0.1%	0.1%	0.1%	0.3%	0.3%	0.3%	0.4%	0.4%	0.5%	0.8%	0.7%	0.8%	1.0%	1.1%	1.5%	2.0%	2.6%	3.4%	4.5%	7.2%	10.8%	21.8%	72.7%	0.1%	0.5%	14.6%	0.2%	2.2%	35.8%												
Administrative Cost Percentages	Total Administrative Costs	7.40%	8.29%	15.87%	10.59%	10.37%	10.36%	9.71%	9.72%	9.68%	11.74%	13.02%	10.34%	8.13%	8.82%	8.95%	8.84%	8.98%	8.60%	8.73%	8.53%	8.78%	8.91%	8.87%	11.42%	9.57%	8.88%	10.32%	10.92%	9.66%	9.33%	10.60%	8.92%	9.59%												
	Fixed Admin	1.27%	1.45%	2.66%	1.77%	1.66%	1.69%	1.45%	1.45%	1.63%	1.84%	2.06%	1.79%	1.42%	1.07%	1.48%	1.67%	1.56%	1.51%	1.45%	1.36%	1.51%	1.49%	1.46%	1.72%	1.55%	1.21%	1.54%	1.97%	1.58%	1.45%	1.72%	1.45%	1.43%												
	Care Coordination Costs, excluding QI expenses	3.14%	3.24%	3.29%	3.26%	3.43%	3.17%	3.08%	3.08%	2.97%	2.90%	3.58%	4.79%	2.98%	2.94%	2.57%	2.63%	2.61%	2.74%	2.78%	2.72%	2.89%	2.76%	2.79%	4.94%	3.66%	4.46%	2.90%	3.07%	3.04%	3.30%	3.33%	2.50%	3.64%												
	Premium Tax	5.61%	5.61%	5.60%	5.60%	5.60%	5.59%	5.20%	5.21%	5.22%	5.22%	5.22%	5.22%	5.58%	5.58%	5.58%	5.57%	5.57%	5.57%	5.57%	5.56%	5.56%	5.67%	5.56%	5.55%	5.53%	5.64%	5.62%	5.67%	5.74%	5.40%	5.58%	5.64%													

Table with columns for Reporting Month (Jan-17 to Mar-19) and FY2017-FY2019. It details Revenue, including Capitation, Renewal, and Gross Revenue, and Revenue Net of Taxes and Fees.

Table for Medical Services, showing monthly data for various services including CMS 1450UB 92 Payments, CMS 1500 Payments, and CAP/Other Non-System Payments.

Table for Catastrophic Expense, showing monthly data for Catastrophic Payments and Catastrophic Expenses, including Primary Care Physician and Specialty services.

Table for Long-Term Care Payments, showing monthly data for various long-term care services.

Table for IBNR Reserves, showing monthly data for Inflation Adjusted Reserves, IBNR, and Total Payments.

Table for Administrative Cost Breakdown, showing monthly data for various administrative and support costs.

Summary table for FY2017, FY2018, and FY2019, including CY2017-CY2019, providing aggregate revenue and expense figures.

Medical Loss Ratio Report - Non-CHOICES and CHOICES

Region: West
MCO: UnitedHealthcare Plan of the River Valley, Inc.
Paid Through: 3/31/2019

Table with columns for Reporting Month (Jan-17 to Mar-19), Incurred Month (Jan-17 to Dec-17 for 2017, Jan-18 to Dec-18 for 2018, Jan-19 to Mar-19 for 2019), and Financial metrics (FY2017 to FY2019, CY2017 to CY2019). Rows include Enrollment, Revenue, Gross Revenue, and Revenue Net of Taxes and Fees.

Medical Services

Table detailing various medical services such as CMS 1450UB 92 Payments, Inpatient - Maternity, Inpatient - Newborn, Inpatient - Medical, Inpatient - Surgery, and Outpatient - Emergency Room.

Professional - Other

Table detailing various professional services including Professional - EAM, Professional - Home Health, Professional - Hospital, Professional - Surgery, and Professional - DME.

Captation and Other Non-System Payments

Table detailing various capturement and other non-system payments such as Primary Care Physician, Specialty, Dental, Vision, Behavioral Health, and Crisis Services Team Payments.

Behavioral Health Payments

Table detailing various behavioral health payments including Inpatient, Outpatient, Professional, and Inpatient/Radiology services.

Health Link - Activity payments

Table detailing various health link activity payments such as Supported Housing, Intensive Outpatient, Partial Hospitalization, and Home Transportation.

Directed Payments

Table detailing various directed payments including Hospital, Employee Transport, Medication Therapy Management, PCMH Outreach, PCMH Activity and Transitional Payments, and Provider UPL Payments.

Long-Term Care Payments

Table detailing various long-term care payments such as Nursing Facility (Lvl 1 and Lvl 2), Home and Community Based Services, and Activity and Quality Pmts.

IBNR Reserves

Table detailing various IBNR reserves including Total Payments, Total Payments and Remaining IBNR, and Total Payments and Remaining IBNR for FY2017, FY2018, and FY2019.

Administrative Cost Breakdown

Table detailing various administrative costs such as Claims Processing and Member Services, IT, Finance, and Management, Network Development, and Corporate Overhead Allocation.



April 10, 2019

STATEMENT OF ACTUARIAL OPINION

Statutory Quarterly Statement of United Healthcare Plan of the River Valley, Inc.

Medicaid Risk Business in Eastern Tennessee, Long Term Care

As of and for the Period Ended March 31, 2019

I, Jonathan Rasmussen, am a Member of the American Academy of Actuaries (Academy) and Director of Actuarial Services for United Healthcare Plan of the River Valley, Inc.'s Medicaid plans. I meet the Academy qualification standards for rendering this statement of actuarial opinion.

This statement is for United Healthcare Plan of the River Valley, Inc.'s Medicaid Long Term Care risk business in Eastern Tennessee, which had approximately 3,900 members in March 2019. This business became effective August 1, 2010.

I have examined the actuarial assumptions and methods used in determining the loss reserves listed below, as prepared for filing with regulatory officials as of March 31, 2019.

I have determined that the appropriate level for claims liability for this block of business is \$19,580,959.

Note that in the annual statement, both Medicaid and non-Medicaid businesses are combined.

My examination included such review of the actuarial assumptions and actuarial methods and of the underlying basic liability records and such tests of the actuarial calculations as I considered necessary.

In my opinion the amounts carried in the balance sheet on account of the actuarial items identified above:

- a) Are computed in accordance with presently accepted actuarial standards consistently applied and are fairly stated in accordance with sound actuarial principles;
- b) Are based on actuarial assumptions which are in accordance with or stronger than those called for in related contract provisions and are appropriate for the purpose for which the statement was prepared;
- c) Meet the requirements of the laws of the State of Tennessee;

- d) Make good and sufficient provision for all unpaid claims and other actuarial liabilities of the organization guaranteed under the terms of its contracts and agreements;
- e) Are computed on the basis of actuarial assumptions and methods consistent in all material respects with those used in computing the corresponding items in the annual statement of the preceding year-end; and
- f) Include provision, in the aggregate, for all actuarial reserves and related statement items which ought to be established.

The actuarial methods, considerations and analyses used in forming my opinion conform to the appropriate Standards of Practice as promulgated from time to time by the Actuarial Standards Board, whose standards form the basis of this statement of opinion.

This statement has been prepared for inclusion with United Healthcare Plan of the River Valley, Inc.'s statutory quarterly statement for filing with regulatory authorities of the State of Tennessee and is intended for no other purpose.

April 10, 2019



Jonathan Rasmussen, FSA, MAAA

Director of Actuarial Services

United HealthCare Community and State

9800 Health Care Lane,

Minnetonka, MN 55343

(952) 931-6408

E-mail: jonathan_rasmussen@uhc.com



April 10, 2019

STATEMENT OF ACTUARIAL OPINION

Statutory Quarterly Statement of United Healthcare Plan of the River Valley, Inc.

Medicaid Risk Business in Eastern Tennessee, Excluding Long Term Care

As of and for the Period Ended March 31, 2019

I, Jonathan Rasmussen, am a Member of the American Academy of Actuaries (Academy) and Director of Actuarial Services for United Healthcare Plan of the River Valley, Inc.'s Medicaid plans. I meet the Academy qualification standards for rendering this statement of actuarial opinion.

This statement is for United Healthcare Plan of the River Valley, Inc.'s Medicaid risk business in Eastern Tennessee, which had approximately 139,500 members in March 2019. This business became effective July 1, 2009.

I have examined the actuarial assumptions and methods used in determining the loss reserves listed below, as prepared for filing with regulatory officials as of March 31, 2019.

I have determined that the appropriate level for claims liability for this block of business is \$55,049,780.

Note that in the annual statement, both Medicaid and non-Medicaid businesses are combined.

My examination included such review of the actuarial assumptions and actuarial methods and of the underlying basic liability records and such tests of the actuarial calculations as I considered necessary.

In my opinion the amounts carried in the balance sheet on account of the actuarial items identified above:

- a) Are computed in accordance with presently accepted actuarial standards consistently applied and are fairly stated in accordance with sound actuarial principles;
- b) Are based on actuarial assumptions which are in accordance with or stronger than those called for in related contract provisions and are appropriate for the purpose for which the statement was prepared;
- c) Meet the requirements of the laws of the State of Tennessee;
- d) Make good and sufficient provision for all unpaid claims and other actuarial liabilities of the organization guaranteed under the terms of its contracts and agreements;

- e) Are computed on the basis of actuarial assumptions and methods consistent in all material respects with those used in computing the corresponding items in the annual statement of the preceding year-end; and
- f) Include provision, in the aggregate, for all actuarial reserves and related statement items which ought to be established.

The actuarial methods, considerations and analyses used in forming my opinion conform to the appropriate Standards of Practice as promulgated from time to time by the Actuarial Standards Board, whose standards form the basis of this statement of opinion.

This statement has been prepared for inclusion with United Healthcare Plan of the River Valley, Inc.'s statutory quarterly statement for filing with regulatory authorities of the State of Tennessee and is intended for no other purpose.

April 10, 2019



Jonathan Rasmussen, FSA, MAAA

Director of Actuarial Services

United HealthCare Community and State

9800 Health Care Lane,

Minnetonka, MN 55343

(952) 931-6408

E-mail: jonathan_rasmussen@uhc.com



April 10, 2019

STATEMENT OF ACTUARIAL OPINION

Statutory Quarterly Statement of United Healthcare Plan of the River Valley, Inc.

Medicaid Risk Business in Middle Tennessee, Long Term Care

As of and for the Period Ended March 31, 2019

I, Jonathan Rasmussen, am a Member of the American Academy of Actuaries (Academy) and Director of Actuarial Services for United Healthcare Plan of the River Valley, Inc.'s Medicaid plans. I meet the Academy qualification standards for rendering this statement of actuarial opinion.

This statement is for United Healthcare Plan of the River Valley, Inc.'s Medicaid Long Term Care risk business in Middle Tennessee, which had 3,500 members in March 2019. This business became effective March 1, 2010.

I have examined the actuarial assumptions and methods used in determining the loss reserves listed below, as prepared for filing with regulatory officials as of March 31, 2019.

I have determined that the appropriate level for claims liability for this block of business is \$17,507,344.

Note that in the annual statement, both Medicaid and non-Medicaid businesses are combined.

My examination included such review of the actuarial assumptions and actuarial methods and of the underlying basic liability records and such tests of the actuarial calculations as I considered necessary.

In my opinion the amounts carried in the balance sheet on account of the actuarial items identified above:

- a) Are computed in accordance with presently accepted actuarial standards consistently applied and are fairly stated in accordance with sound actuarial principles;
- b) Are based on actuarial assumptions which are in accordance with or stronger than those called for in related contract provisions and are appropriate for the purpose for which the statement was prepared;
- c) Meet the requirements of the laws of the State of Tennessee;
- d) Make good and sufficient provision for all unpaid claims and other actuarial liabilities of the organization guaranteed under the terms of its contracts and agreements;

- e) Are computed on the basis of actuarial assumptions and methods consistent in all material respects with those used in computing the corresponding items in the annual statement of the preceding year-end; and
- f) Include provision, in the aggregate, for all actuarial reserves and related statement items which ought to be established.

The actuarial methods, considerations and analyses used in forming my opinion conform to the appropriate Standards of Practice as promulgated from time to time by the Actuarial Standards Board, whose standards form the basis of this statement of opinion.

This statement has been prepared for inclusion with United Healthcare Plan of the River Valley, Inc.'s statutory quarterly statement for filing with regulatory authorities of the State of Tennessee and is intended for no other purpose.

April 10, 2019



Jonathan Rasmussen, FSA, MAAA
Director of Actuarial Services
United HealthCare Community and State
9800 Health Care Lane,
Minnetonka, MN 55343
(952) 931-6408
E-mail: jonathan_rasmussen@uhc.com



April 10, 2019

STATEMENT OF ACTUARIAL OPINION

Statutory Quarterly Statement of United Healthcare Plan of the River Valley, Inc.

Medicaid Risk Business in Middle Tennessee, Excluding Long Term Care

As of and for the Period Ended March 31, 2019

I, Jonathan Rasmussen, am a Member of the American Academy of Actuaries (Academy) and Director of Actuarial Services for United Healthcare Plan of the River Valley, Inc.'s Medicaid plans. I meet the Academy qualification standards for rendering this statement of actuarial opinion.

This statement is for United Healthcare Plan of the River Valley, Inc.'s Medicaid risk business in Middle Tennessee, which had approximately 156,100 members in March 2019. This business became effective April 1, 2007.

I have examined the actuarial assumptions and methods used in determining the loss reserves listed below, as prepared for filing with regulatory officials as of March 31, 2019.

I have determined that the appropriate level for claims liability for this block of business is \$67,734,276.

Note that in the annual statement, both Medicaid and non-Medicaid businesses are combined.

My examination included such review of the actuarial assumptions and actuarial methods and of the underlying basic liability records and such tests of the actuarial calculations as I considered necessary.

In my opinion the amounts carried in the balance sheet on account of the actuarial items identified above:

- a) Are computed in accordance with presently accepted actuarial standards consistently applied and are fairly stated in accordance with sound actuarial principles;
- b) Are based on actuarial assumptions which are in accordance with or stronger than those called for in related contract provisions and are appropriate for the purpose for which the statement was prepared;
- c) Meet the requirements of the laws of the State of Tennessee;
- d) Make good and sufficient provision for all unpaid claims and other actuarial liabilities of the organization guaranteed under the terms of its contracts and agreements;

- e) Are computed on the basis of actuarial assumptions and methods consistent in all material respects with those used in computing the corresponding items in the annual statement of the preceding year-end; and
- f) Include provision, in the aggregate, for all actuarial reserves and related statement items which ought to be established.

The actuarial methods, considerations and analyses used in forming my opinion conform to the appropriate Standards of Practice as promulgated from time to time by the Actuarial Standards Board, whose standards form the basis of this statement of opinion.

This statement has been prepared for inclusion with United Healthcare Plan of the River Valley, Inc.'s statutory quarterly statement for filing with regulatory authorities of the State of Tennessee and is intended for no other purpose.

April 10, 2019



Jonathan Rasmussen, FSA, MAAA

Director of Actuarial Services

United HealthCare Community and State

9800 Health Care Lane,

Minnetonka, MN 55343

(952) 931-6408

E-mail: jonathan_rasmussen@uhc.com



April 10, 2019

STATEMENT OF ACTUARIAL OPINION

Statutory Quarterly Statement of United Healthcare Plan of the River Valley, Inc.

Medicaid Risk Business in Western Tennessee, Long Term Care

As of and for the Period Ended March 31, 2019

I, Jonathan Rasmussen, am a Member of the American Academy of Actuaries (Academy) and Director of Actuarial Services for United Healthcare Plan of the River Valley, Inc.'s Medicaid plans. I meet the Academy qualification standards for rendering this statement of actuarial opinion.

This statement is for United Healthcare Plan of the River Valley, Inc.'s Medicaid Long Term Care risk business in Western Tennessee, which had approximately 3,000 members in March 2019. This business became effective August 1, 2010.

I have examined the actuarial assumptions and methods used in determining the loss reserves listed below, as prepared for filing with regulatory officials as of March 31, 2019.

I have determined that the appropriate level for claims liability for this block of business is \$13,751,687.

Note that in the annual statement, both Medicaid and non-Medicaid businesses are combined.

My examination included such review of the actuarial assumptions and actuarial methods and of the underlying basic liability records and such tests of the actuarial calculations as I considered necessary.

In my opinion the amounts carried in the balance sheet on account of the actuarial items identified above:

- a) Are computed in accordance with presently accepted actuarial standards consistently applied and are fairly stated in accordance with sound actuarial principles;
- b) Are based on actuarial assumptions which are in accordance with or stronger than those called for in related contract provisions and are appropriate for the purpose for which the statement was prepared;
- c) Meet the requirements of the laws of the State of Tennessee;
- d) Make good and sufficient provision for all unpaid claims and other actuarial liabilities of the organization guaranteed under the terms of its contracts and agreements;

- e) Are computed on the basis of actuarial assumptions and methods consistent in all material respects with those used in computing the corresponding items in the annual statement of the preceding year-end; and
- f) Include provision, in the aggregate, for all actuarial reserves and related statement items which ought to be established.

The actuarial methods, considerations and analyses used in forming my opinion conform to the appropriate Standards of Practice as promulgated from time to time by the Actuarial Standards Board, whose standards form the basis of this statement of opinion.

This statement has been prepared for inclusion with United Healthcare Plan of the River Valley, Inc.'s statutory quarterly statement for filing with regulatory authorities of the State of Tennessee and is intended for no other purpose.

April 10, 2019



Jonathan Rasmussen, FSA, MAAA

Director of Actuarial Services

United HealthCare Community and State

9800 Health Care Lane,

Minnetonka, MN 55343

(952) 931-6408

E-mail: jonathan_rasmussen@uhc.com



April 10, 2019

STATEMENT OF ACTUARIAL OPINION

Statutory Quarterly Statement of United Healthcare Plan of the River Valley, Inc.

Medicaid Risk Business in Western Tennessee, Excluding Long Term Care

As of and for the Period Ended March 31, 2019

I, Jonathan Rasmussen, am a Member of the American Academy of Actuaries (Academy) and Director of Actuarial Services for United Healthcare Plan of the River Valley, Inc.'s Medicaid plans. I meet the Academy qualification standards for rendering this statement of actuarial opinion.

This statement is for United Healthcare Plan of the River Valley, Inc.'s Medicaid risk business in Western Tennessee, which had approximately 117,400 members in March 2019. This business became effective March 1, 2008.

I have examined the actuarial assumptions and methods used in determining the loss reserves listed below, as prepared for filing with regulatory officials as of March 31, 2019.

I have determined that the appropriate level for claims liability for this block of business is \$44,119,669.

Note that in the annual statement, both Medicaid and non-Medicaid businesses are combined.

My examination included such review of the actuarial assumptions and actuarial methods and of the underlying basic liability records and such tests of the actuarial calculations as I considered necessary.

In my opinion the amounts carried in the balance sheet on account of the actuarial items identified above:

- a) Are computed in accordance with presently accepted actuarial standards consistently applied and are fairly stated in accordance with sound actuarial principles;
- b) Are based on actuarial assumptions which are in accordance with or stronger than those called for in related contract provisions and are appropriate for the purpose for which the statement was prepared;
- c) Meet the requirements of the laws of the State of Tennessee;
- d) Make good and sufficient provision for all unpaid claims and other actuarial liabilities of the organization guaranteed under the terms of its contracts and agreements;

- e) Are computed on the basis of actuarial assumptions and methods consistent in all material respects with those used in computing the corresponding items in the annual statement of the preceding year-end; and
- f) Include provision, in the aggregate, for all actuarial reserves and related statement items which ought to be established.

The actuarial methods, considerations and analyses used in forming my opinion conform to the appropriate Standards of Practice as promulgated from time to time by the Actuarial Standards Board, whose standards form the basis of this statement of opinion.

This statement has been prepared for inclusion with United Healthcare Plan of the River Valley, Inc.'s statutory quarterly statement for filing with regulatory authorities of the State of Tennessee and is intended for no other purpose.

April 10, 2019



Jonathan Rasmussen, FSA, MAAA
Director of Actuarial Services
United HealthCare Community and State
9800 Health Care Lane,
Minnetonka, MN 55343
(952) 931-6408
E-mail: jonathan_rasmussen@uhc.com



Actuarial Certification

Carrier: UnitedHealthcare Plan of the River Valley, Inc.
Date: April 10, 2019
Valuation Date: March 2019
Subject: TennCare Claim Reserve Estimate (IBNR) as of March 2019 – Risk Business – Eastern Tennessee – Long Term Care

I, Jonathan Rasmussen, am Director of Actuarial Services for United HealthCare Community and State. I am a member of the American Academy of Actuaries and am qualified to render the actuarial opinion contained herein.

In my opinion, the claim reserve estimate (IBNR) of \$19,580,959 provides good and sufficient provision for all unpaid claim liabilities and was computed in accordance with currently accepted actuarial standards.

Note that, as of March 2019, this block of business had approximately 3,900 members.

A handwritten signature in blue ink, appearing to read 'Jonathan Rasmussen', written over a horizontal line.

Jonathan Rasmussen, FSA, MAAA

Director of Actuarial Services

United HealthCare Community and State

9800 Health Care Lane,

Minnetonka, MN 55343

(952) 931-6408

E-mail: jonathan_rasmussen@uhc.com



Actuarial Certification

Carrier: UnitedHealthcare Plan of the River Valley, Inc.
Date: April 10, 2019
Valuation Date: March 2019
Subject: TennCare Claim Reserve Estimate (IBNR) as of March 2019 – Risk Business – Eastern Tennessee – Excluding Long Term Care

I, Jonathan Rasmussen, am Director of Actuarial Services for United HealthCare Community and State. I am a member of the American Academy of Actuaries and am qualified to render the actuarial opinion contained herein.

In my opinion, the claim reserve estimate (IBNR) of \$55,049,780 provides good and sufficient provision for all unpaid claim liabilities and was computed in accordance with currently accepted actuarial standards.

Note that, as of March 2019, this block of business had approximately 139,500 members.

A handwritten signature in blue ink, appearing to read 'Jonathan Rasmussen', written over a horizontal line.

Jonathan Rasmussen, FSA, MAAA

Director of Actuarial Services

United HealthCare Community and State

9800 Health Care Lane,

Minnetonka, MN 55343

(952) 931-6408

E-mail: jonathan_rasmussen@uhc.com



Actuarial Certification

Carrier: UnitedHealthcare Plan of the River Valley, Inc.
Date: April 10, 2019
Valuation Date: March 2019
Subject: TennCare Claim Reserve Estimate (IBNR) as of March 2019 – Risk Business – Middle Tennessee – Long Term Care

I, Jonathan Rasmussen, am Director of Actuarial Services for United HealthCare Community and State. I am a member of the American Academy of Actuaries and am qualified to render the actuarial opinion contained herein.

In my opinion, the claim reserve estimate (IBNR) of \$17,507,344 provides good and sufficient provision for all unpaid claim liabilities and was computed in accordance with currently accepted actuarial standards.

Note that, as of March 2019, this block of business had approximately 3,500 members.

A handwritten signature in blue ink, appearing to read 'Jonathan Rasmussen', written over a horizontal line.

Jonathan Rasmussen, FSA, MAAA

Director of Actuarial Services

United HealthCare Community and State

9800 Health Care Lane,

Minnetonka, MN 55343

(952) 931-6408

E-mail: jonathan_rasmussen@uhc.com



Actuarial Certification

Carrier: UnitedHealthcare Plan of the River Valley, Inc.
Date: April 10, 2019
Valuation Date: March 2019
Subject: TennCare Claim Reserve Estimate (IBNR) as of March 2019 – Risk Business – Middle Tennessee – Excluding Long Term Care

I, Jonathan Rasmussen, am Director of Actuarial Services for United HealthCare Community and State. I am a member of the American Academy of Actuaries and am qualified to render the actuarial opinion contained herein.

In my opinion, the claim reserve estimate (IBNR) of \$67,734,276 provides good and sufficient provision for all unpaid claim liabilities and was computed in accordance with currently accepted actuarial standards.

Note that, as of March 2019, this block of business had approximately 156,100 members.

A handwritten signature in blue ink, appearing to read 'Jonathan Rasmussen', written over a horizontal line.

Jonathan Rasmussen, FSA, MAAA
Director of Actuarial Services
United HealthCare Community and State
9800 Health Care Lane,
Minnetonka, MN 55343
(952) 931-6408
E-mail: jonathan_rasmussen@uhc.com



Actuarial Certification

Carrier: UnitedHealthcare Plan of the River Valley, Inc.
Date: April 10, 2019
Valuation Date: March 2019
Subject: TennCare Claim Reserve Estimate (IBNR) as of March 2019 – Risk Business – Western Tennessee – Long Term Care

I, Jonathan Rasmussen, am Director of Actuarial Services for United HealthCare Community and State. I am a member of the American Academy of Actuaries and am qualified to render the actuarial opinion contained herein.

In my opinion, the claim reserve estimate (IBNR) of \$13,751,687 provides good and sufficient provision for all unpaid claim liabilities and was computed in accordance with currently accepted actuarial standards.

Note that, as of March 2019, this block of business had approximately 3,000 members.

A handwritten signature in blue ink, appearing to read 'Jonathan Rasmussen', written over a horizontal line.

Jonathan Rasmussen, FSA, MAAA

Director of Actuarial Services

United HealthCare Community and State

9800 Health Care Lane,

Minnetonka, MN 55343

(952) 931-6408

E-mail: jonathan_rasmussen@uhc.com



Actuarial Certification

Carrier: UnitedHealthcare Plan of the River Valley, Inc.
Date: April 10, 2019
Valuation Date: March 2019
Subject: TennCare Claim Reserve Estimate (IBNR) as of March 2019 – Risk Business – Western Tennessee – Excluding Long Term Care

I, Jonathan Rasmussen, am Director of Actuarial Services for United HealthCare Community and State. I am a member of the American Academy of Actuaries and am qualified to render the actuarial opinion contained herein.

In my opinion, the claim reserve estimate (IBNR) of \$44,119,669 provides good and sufficient provision for all unpaid claim liabilities and was computed in accordance with currently accepted actuarial standards.

Note that, as of March 2019, this block of business had approximately 117,400 members.

A handwritten signature in blue ink, appearing to read 'Jonathan Rasmussen', written over a horizontal line.

Jonathan Rasmussen, FSA, MAAA

Director of Actuarial Services

United HealthCare Community and State

9800 Health Care Lane,

Minnetonka, MN 55343

(952) 931-6408

E-mail: jonathan_rasmussen@uhc.com

**UHC Plan of the River Valley
Reconciliation of Cash to Accrual Basis Accounting
As of March 31, 2019**

	<u>Middle</u>	<u>East</u>	<u>West</u>	<u>Consolidated</u>	<u>Key</u>
Cash received per premium tax reconciliation	247,533,385	224,007,979	166,713,744	638,255,108	
Change in accruals	(15,714,422)	(8,835,230)	(2,214,732)	(26,764,384)	a
Change in withhold	151,088	119,895	95,630	366,613	b
FIN360 Timing Difference	522,052	162,051	20,294	704,397	c
Capitation Payments for Pass Thru	(86,671,748)	(71,792,974)	(51,599,738)	(210,064,460)	d
Recoupment of Health Directed Payments	68,921,301	50,672,805	39,376,561	158,970,667	e
Payout of Health Directed Payments	(31,440,863)	(19,989,049)	(16,750,273)	(68,180,186)	f
2018 Stat Entry for Health Link Accrual (AON Letter)	(4,388,334)	(4,035,924)	(3,296,598)	(11,720,856)	g
ECF ASO Fee, claims and premium tax billing	(374,773)	(542,033)	(442,585)	(1,359,390)	h
Accrual basis	<u>178,537,687</u>	<u>169,767,520</u>	<u>131,902,303</u>	<u>480,207,510</u>	
2A Reported premiums	178,537,687	169,767,520	131,902,303	480,207,510	

Key

- (a) Consistent with NAIC guidelines, UPRV records premiums on an accrual basis of accounting. The \$26.7M decrease in accruals is driven by \$21.2M Base Rate Change decrease, \$2.2M MWOS accrual decrease, \$2.2M RAR accrual decrease and \$1.4M Retro Premium decrease.
- (b) This item is created due to changes in the amount withheld from Dec 2018 to Mar 2019.
- (c) A change was made on how revenue is recorded that results in a timing difference. Prior to Sept 2017, revenue was recorded based on remittances. Effective September 2017, revenue is recorded based on the eligibility file. The variance between the files results in a timing difference between the funding received from TennCare versus the revenue recorded by UHC.
- (d) Pass thru capitation based payments from TennCare for all 6 Pass Thru Programs: Emergency Medical Services(EMS), Health Directed Payment (HDP) and Patient Centered Medical Home (PCMH), Patient Centered Medical Home Outcome, Physician and Medical Therapy Management.
- (e) TennCare recoupment of Pass Thru retro to 1/1/2018 for Hospital Directed Payments
- (f) TennCare payout for Health Directed Payments
- (g) Reversal of Dec 2018 STAT entry due to Health Links accrual as provided by TennCare (AON Letter)
- (h) ECF Pass thru items for Premium Tax and Claims are not booked as revenue

UnitedHealthcare Plan of the River Valley, Inc.
TennCare Subsequent Collections Schedule
As of March 31, 2019

12/31/2018 AR balance by component

	12/31/2018	Medicaid	LTC	Total
GL Accrual for rate change	GL Accrual for rate char 55600-03000-11070	13,968,439.34	7,250,532.79	21,218,972
GL Accrual for future retroactive premium	GL Accrual for future ret 55600-03000-11070	8,824,659	2,524,211	11,348,871
GL Accrual for withholding	GL Accrual for withhold 55600-03000-11027	2,673,959	1,318,211	3,992,170
GL Accrual for LTC members not receiving LTC services	GL Accrual for LTC men 55600-03000-21297	608,510	(11,250,000)	(10,641,490)
GL balance 12/31/2018	GL balance 12/31/2018	26,075,567	(157,044)	25,918,523

2018 Cash receipts related to 2017 service dates	Prior Medicaid withhold		Medicaid	LTC	Medicaid Recoupments	LTC Recoupments	Medicaid	LTC	Total	Total	Difference		
	paid	Prior LTC withhold paid	Withhold on CY Cash Received for PY IDB Dates	Withhold on CY Cash Received for PY IDB Dates								Cash Received for PY IDB Dates (includes W/H & Recoupments)	Medicaid & LTC Cash Received for PY IDB Dates
Jan-18	-	-	51,043	(34,832)			(2,041,708)	1,393,265	(632,232)	(1,990,666)	1,358,433	(632,232)	-
Feb-18	(51,043)	34,832	4,793,816	206,285			(29,821,104)	(4,154,963)	(28,992,177)	(25,078,330)	(3,913,846)	(28,992,177)	-
Mar-18	(4,793,816)	(206,285)	25,145	6,514			(953,033)	(259,129)	(6,180,604)	(5,721,704)	(458,900)	(6,180,604)	-
Total 2018 cash deposits for 2017 retro cash	(4,844,859)	(171,453)	4,870,004	177,967	-	-	(32,815,845)	(3,020,826)	(35,805,013)	(32,790,700)	(3,014,313)	(35,805,013)	-

United Healthcare C & S - Tennessee
Retroactive Revenue Accrual Summary
March-19

Total												
IDB	Mid TN - TANF		Mid TN - LTC		West TN - TANF		West TN - LTC		East TN - TANF		East TN - LTC	
	Mbrs	Rev	Mbrs	Rev	Mbrs	Rev	Mbrs	Rev	Mbrs	Rev	Mbrs	Rev
Oct-18	156	97,408.52	2	10,659.07	131	68,788.11	1	4,837.47	158	90,007.24	3	14,797.32
Nov-18	395	219,487.84	6	36,855.52	322	157,892.32	2	16,055.53	380	201,252.34	6	38,461.67
Dec-18	784	383,673.81	16	97,158.98	615	274,153.16	7	42,240.00	708	342,257.73	15	87,545.25
Jan-19	1,430	624,459.61	35	216,679.55	1,050	421,829.61	15	98,682.06	1,210	535,148.36	34	201,755.81
Feb-19	2,593	1,030,829.66	45	305,670.10	1,790	643,668.93	8	96,453.76	2,098	856,715.55	38	259,365.98
Mar-19	2,125	819,979.87	33	213,935.86	1,448	501,055.15	5	59,771.62	1,635	664,222.95	25	176,556.80
Total	7,483	3,175,839.31	137	880,959.08	5,356	2,067,387.28	38	318,040.44	6,189	2,689,604.17	121	778,482.83

<== Check

Prior Month	7,805	3,418,183.78	154	993,056.10	5,655	2,257,989.12	46	384,100.30	6,728	2,999,635.94	136	870,567.65
Change from Prior Month	(322)	(242,344.47)	(17)	(112,097.02)	(299)	(190,601.84)	(8)	(66,059.86)	(539)	(310,031.77)	(14)	(92,084.82)

	Prior Month		Current Month		Inc/(Decr) in Accrual	
	Mbrs	Revenue	Mbrs	Revenue	Mbrs	Revenue
TANF	20,189	8,675,808.84	19,028	7,932,830.76	(1,161)	(742,978.08)
LTC	335	2,247,724.05	296	1,977,482.35	(39)	(270,241.70)
TOTALS	20,524	10,923,532.89	19,324	9,910,313.11	(1,200)	(1,013,219.78)

Comments:

The retro portion for payment month of February 2019 has been omitted in the averaging calculations due to rate changes impacting all of 2018. Any rate change month, including it's retroactivity is an artificial bump skewing the lag calculations. Additionally, due to Medicaid having volatile membership from month to month, the averaging calculations have been expanded from eight to ten months. The Allocation tables are now being used to strip out any pass-through payments baked into rates so the correct revenue dollars are incorporated in our calculations to achieve more accurate revenue targets.