

# **ANNUAL STATEMENT**

**OF THE**

**UnitedHealthcare Plan of the River Valley, Inc.**

**TO THE**

**Insurance Department**

**OF THE**

**STATE OF**

Tennessee

FOR THE YEAR ENDED  
DECEMBER 31, 2019

HEALTH

# **2019**





HEALTH ANNUAL STATEMENT  
FOR THE YEAR ENDED DECEMBER 31, 2019  
OF THE CONDITION AND AFFAIRS OF THE  
**UnitedHealthcare Plan of the River Valley, Inc.**

NAIC Group Code 0707 0707 NAIC Company Code 95378 Employer's ID Number 36-3379945  
(Current) (Prior)

Organized under the Laws of Illinois, State of Domicile or Port of Entry IL

Country of Domicile United States of America

Licensed as business type: Health Maintenance Organization

Is HMO Federally Qualified? Yes [ ] No [ X ]

Incorporated/Organized 08/05/1985 Commenced Business 12/19/1985

Statutory Home Office 1 KONE Court, 101 17th Street, Suite 301, Moline, IL, US 61265  
(Street and Number) (City or Town, State, Country and Zip Code)

Main Administrative Office 1 KONE Court, 101 17th Street, Suite 301  
(Street and Number)  
Moline, IL, US 61265 309-736-4600  
(City or Town, State, Country and Zip Code) (Area Code) (Telephone Number)

Mail Address 9800 Health Care Lane, MN006-W500, Minnetonka, MN, US 55343  
(Street and Number or P.O. Box) (City or Town, State, Country and Zip Code)

Primary Location of Books and Records 1 KONE Court, 101 17th Street, Suite 301  
(Street and Number)  
Moline, IL, US 61265 309-736-4600  
(City or Town, State, Country and Zip Code) (Area Code) (Telephone Number)

Internet Website Address UHCRiverValley.com

Statutory Statement Contact Micah Forrest Wenck, +1(952) 979-6175  
(Name) (Area Code) (Telephone Number)  
micah\_1\_wenck@uhc.com 952-931-4651  
(E-mail Address) (FAX Number)

OFFICERS

Chief Financial Officer James Wesley Kelly Secretary Heather Anastasia Lang #  
Treasurer Peter Marshall Gill

OTHER

Robert Andersen Broomfield, President, Commercial Nyle Brent Cottingham, Vice President Keith Christopher Payet, President, Medicaid Division  
Jessica Leigh Zuba, Assistant Secretary

DIRECTORS OR TRUSTEES

William Kenneth Appelgate Ph.D. Robert Andersen Broomfield James Edward Hecker  
Brendan Paul Hostetler # James Wesley Kelly Keith Christopher Payet  
Cathie Sue Whiteside Scott Edward Williams

State of Kansas State of MN State of \_\_\_\_\_  
County of Johnson County of Hennepin County of \_\_\_\_\_

The officers of this reporting entity being duly sworn, each depose and say that they are the described officers of said reporting entity, and that on the reporting period stated above, all of the herein described assets were the absolute property of the said reporting entity, free and clear from any liens or claims thereon, except as herein stated, and that this statement, together with related exhibits, schedules and explanations therein contained, annexed or referred to, is a full and true statement of all the assets and liabilities and of the condition and affairs of the said reporting entity as of the reporting period stated above, and of its income and deductions therefrom for the period ended, and have been completed in accordance with the NAIC Annual Statement Instructions and Accounting Practices and Procedures manual except to the extent that: (1) state law may differ; or, (2) that state rules or regulations require differences in reporting not related to accounting practices and procedures, according to the best of their information, knowledge and belief, respectively. Furthermore, the scope of this attestation by the described officers also includes the related corresponding electronic filing with the NAIC, when required, that is an exact copy (except for formatting differences due to electronic filing) of the enclosed statement. The electronic filing may be requested by various regulators in lieu of or in addition to the enclosed statement.

Robert Andersen Broomfield  
President, Commercial

Heather Anastasia Lang  
Secretary

James Wesley Kelly  
Chief Financial Officer

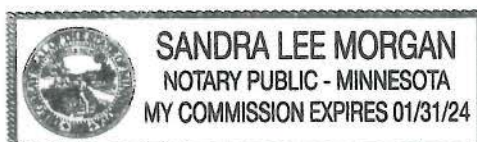
Subscribed and sworn to before me this  
21 day of January, 2020

Subscribed and sworn to before me this  
16th day of January 2020

Subscribed and sworn to before me this  
\_\_\_\_\_ day of \_\_\_\_\_

**JEANNIE FIGGE**  
Notary Public - State of Kansas  
My Appointment Expires 1/31/2021

- a. Is this an original filing?..... Yes [ X ] No [ ]  
b. If no,  
1. State the amendment number.....  
2. Date filed.....  
3. Number of pages attached.....





ASSETS

	Current Year			Prior Year
	1 Assets	2 Nonadmitted Assets	3 Net Admitted Assets (Cols. 1 - 2)	4 Net Admitted Assets
1. Bonds (Schedule D) .....	630,872,476	0	630,872,476	580,414,743
2. Stocks (Schedule D):				
2.1 Preferred stocks .....	0	0	0	0
2.2 Common stocks .....	0	0	0	0
3. Mortgage loans on real estate (Schedule B):				
3.1 First liens .....	0	0	0	0
3.2 Other than first liens .....	0	0	0	0
4. Real estate (Schedule A):				
4.1 Properties occupied by the company (less \$ .....0 encumbrances) .....	0	0	0	0
4.2 Properties held for the production of income (less \$ .....0 encumbrances) .....	0	0	0	0
4.3 Properties held for sale (less \$ .....0 encumbrances) .....	0	0	0	0
5. Cash (\$ .....490,634 , Schedule E - Part 1), cash equivalents (\$ .....76,062,090 , Schedule E - Part 2) and short-term investments (\$ .....29,830,879 , Schedule DA) .....	106,383,603	0	106,383,603	389,306,662
6. Contract loans, (including \$ .....0 premium notes) .....	0	0	0	0
7. Derivatives (Schedule DB) .....	0	0	0	0
8. Other invested assets (Schedule BA) .....	9,924,596	0	9,924,596	11,787,076
9. Receivables for securities .....	0	0	0	0
10. Securities lending reinvested collateral assets (Schedule DL) .....	0	0	0	0
11. Aggregate write-ins for invested assets .....	0	0	0	0
12. Subtotals, cash and invested assets (Lines 1 to 11) .....	747,180,675	0	747,180,675	981,508,481
13. Title plants less \$ .....0 charged off (for Title insurers only) .....	0	0	0	0
14. Investment income due and accrued .....	4,595,536	0	4,595,536	5,027,139
15. Premiums and considerations:				
15.1 Uncollected premiums and agents' balances in the course of collection .....	111,503,920	62,119	111,441,801	66,507,510
15.2 Deferred premiums and agents' balances and installments booked but deferred and not yet due (including \$ .....0 earned but unbilled premiums) .....	0	0	0	0
15.3 Accrued retrospective premiums (\$ .....0 ) and contracts subject to redetermination (\$ .....153,618,375 ) .....	153,618,375	0	153,618,375	129,408,832
16. Reinsurance:				
16.1 Amounts recoverable from reinsurers .....	0	0	0	0
16.2 Funds held by or deposited with reinsured companies .....	0	0	0	0
16.3 Other amounts receivable under reinsurance contracts .....	0	0	0	0
17. Amounts receivable relating to uninsured plans .....	34,017,327	18,304	33,999,023	22,373,227
18.1 Current federal and foreign income tax recoverable and interest thereon .....	0	0	0	442,651
18.2 Net deferred tax asset .....	9,199,732	71,330	9,128,402	13,166,188
19. Guaranty funds receivable or on deposit .....	298,604	0	298,604	440,566
20. Electronic data processing equipment and software .....	0	0	0	0
21. Furniture and equipment, including health care delivery assets (\$ .....0 ) .....	0	0	0	0
22. Net adjustment in assets and liabilities due to foreign exchange rates .....	0	0	0	0
23. Receivables from parent, subsidiaries and affiliates .....	0	0	0	0
24. Health care (\$ .....49,958,314 ) and other amounts receivable .....	74,442,002	24,483,688	49,958,314	50,851,334
25. Aggregate write-ins for other than invested assets .....	14,706	14,706	0	5,011,062
26. Total assets excluding Separate Accounts, Segregated Accounts and Protected Cell Accounts (Lines 12 to 25) .....	1,134,870,877	24,650,147	1,110,220,730	1,274,736,990
27. From Separate Accounts, Segregated Accounts and Protected Cell Accounts .....	0	0	0	0
28. Total (Lines 26 and 27)	1,134,870,877	24,650,147	1,110,220,730	1,274,736,990
DETAILS OF WRITE-INS				
1101. ....				
1102. ....				
1103. ....				
1198. Summary of remaining write-ins for Line 11 from overflow page .....	0	0	0	0
1199. Totals (Lines 1101 thru 1103 plus 1198)(Line 11 above)	0	0	0	0
2501. Miscellaneous Receivables .....	7,626	7,626	0	0
2502. Prepaid Commissions .....	7,080	7,080	0	0
2503. Administrative Transitional Payment Receivable .....	0	0	0	5,000,000
2598. Summary of remaining write-ins for Line 25 from overflow page .....	0	0	0	11,062
2599. Totals (Lines 2501 thru 2503 plus 2598)(Line 25 above)	14,706	14,706	0	5,011,062



LIABILITIES, CAPITAL AND SURPLUS

	Current Year			Prior Year
	1	2	3	4
	Covered	Uncovered	Total	Total
1. Claims unpaid (less \$ .....0 reinsurance ceded) .....	300,477,322	0	300,477,322	576,251,867
2. Accrued medical incentive pool and bonus amounts .....	9,171,225	0	9,171,225	11,458,850
3. Unpaid claims adjustment expenses .....	3,266,502	0	3,266,502	6,288,715
4. Aggregate health policy reserves, including the liability of \$ .....159,452 for medical loss ratio rebate per the Public Health Service Act .....	35,964,879	0	35,964,879	81,193,096
5. Aggregate life policy reserves .....	0	0	0	0
6. Property/casualty unearned premium reserves .....	0	0	0	0
7. Aggregate health claim reserves .....	853,993	0	853,993	3,576,284
8. Premiums received in advance .....	2,701,109	0	2,701,109	2,235,901
9. General expenses due or accrued .....	46,044,488	0	46,044,488	45,576,833
10.1 Current federal and foreign income tax payable and interest thereon (including \$ .....0 on realized capital gains (losses)) .....	23,605,972	0	23,605,972	0
10.2 Net deferred tax liability .....	0	0	0	0
11. Ceded reinsurance premiums payable .....	328,948	0	328,948	553,534
12. Amounts withheld or retained for the account of others .....	46,534	0	46,534	25,971
13. Remittances and items not allocated .....	3,709	0	3,709	1,080
14. Borrowed money (including \$ .....0 current) and interest thereon \$ .....0 (including \$ .....0 current) .....	0	0	0	0
15. Amounts due to parent, subsidiaries and affiliates .....	24,148,559	0	24,148,559	83,409,524
16. Derivatives .....	0	0	0	0
17. Payable for securities .....	0	0	0	0
18. Payable for securities lending .....	0	0	0	0
19. Funds held under reinsurance treaties (with \$ .....0 authorized reinsurers, \$ .....0 unauthorized reinsurers and \$ .....0 certified reinsurers) .....	0	0	0	0
20. Reinsurance in unauthorized and certified (\$ .....0 ) companies .....	0	0	0	0
21. Net adjustments in assets and liabilities due to foreign exchange rates .....	0	0	0	0
22. Liability for amounts held under uninsured plans .....	47,709,953	0	47,709,953	969,490
23. Aggregate write-ins for other liabilities (including \$ .....19,000 current) .....	19,000	0	19,000	197,708
24. Total liabilities (Lines 1 to 23) .....	494,342,193	0	494,342,193	811,738,853
25. Aggregate write-ins for special surplus funds .....	XXX	XXX	68,153,345	0
26. Common capital stock .....	XXX	XXX	610,000	610,000
27. Preferred capital stock .....	XXX	XXX	0	0
28. Gross paid in and contributed surplus .....	XXX	XXX	104,977,137	104,977,137
29. Surplus notes .....	XXX	XXX	0	0
30. Aggregate write-ins for other than special surplus funds .....	XXX	XXX	1,500,000	1,500,000
31. Unassigned funds (surplus) .....	XXX	XXX	440,638,055	355,911,000
32. Less treasury stock, at cost: 32.1 .....0 shares common (value included in Line 26 \$ .....0 ) .....	XXX	XXX	0	0
32.2 .....0 shares preferred (value included in Line 27 \$ .....0 ) .....	XXX	XXX	0	0
33. Total capital and surplus (Lines 25 to 31 minus Line 32) .....	XXX	XXX	615,878,537	462,998,137
34. Total liabilities, capital and surplus (Lines 24 and 33) .....	XXX	XXX	1,110,220,730	1,274,736,990
DETAILS OF WRITE-INS				
2301. Accrued Fines and Penalties .....	19,000	0	19,000	197,708
2302. ....				
2303. ....				
2398. Summary of remaining write-ins for Line 23 from overflow page .....	0	0	0	0
2399. Totals (Lines 2301 thru 2303 plus 2398)(Line 23 above) .....	19,000	0	19,000	197,708
2501. Section 9010 ACA Subsequent Fee Year Assessment .....	XXX	XXX	68,153,345	0
2502. ....	XXX	XXX		
2503. ....	XXX	XXX		
2598. Summary of remaining write-ins for Line 25 from overflow page .....	XXX	XXX	0	0
2599. Totals (Lines 2501 thru 2503 plus 2598)(Line 25 above) .....	XXX	XXX	68,153,345	0
3001. Statutory Fund .....	XXX	XXX	1,500,000	1,500,000
3002. ....	XXX	XXX		
3003. ....	XXX	XXX		
3098. Summary of remaining write-ins for Line 30 from overflow page .....	XXX	XXX	0	0
3099. Totals (Lines 3001 thru 3003 plus 3098)(Line 30 above) .....	XXX	XXX	1,500,000	1,500,000



STATEMENT OF REVENUE AND EXPENSES

	Current Year		Prior Year
	1 Uncovered	2 Total	3 Total
1. Member Months.....	XXX	8,592,372	11,319,913
2. Net premium income ( including \$ .....0 non-health premium income).....	XXX	4,660,001,327	6,107,079,869
3. Change in unearned premium reserves and reserve for rate credits .....	XXX	40,994,694	14,381,702
4. Fee-for-service (net of \$ .....0 medical expenses).....	XXX	0	0
5. Risk revenue .....	XXX	0	0
6. Aggregate write-ins for other health care related revenues .....	XXX	0	0
7. Aggregate write-ins for other non-health revenues .....	XXX	0	0
8. Total revenues (Lines 2 to 7) .....	XXX	4,700,996,021	6,121,461,571
<b>Hospital and Medical:</b>			
9. Hospital/medical benefits .....	0	3,673,109,197	4,964,525,535
10. Other professional services .....	0	46,136,433	47,743,383
11. Outside referrals .....	0	0	0
12. Emergency room and out-of-area .....	0	0	0
13. Prescription drugs .....	0	241,507,354	417,624,272
14. Aggregate write-ins for other hospital and medical.....	0	0	0
15. Incentive pool, withhold adjustments and bonus amounts .....	0	14,759,135	20,855,131
16. Subtotal (Lines 9 to 15) .....	0	3,975,512,119	5,450,748,321
<b>Less:</b>			
17. Net reinsurance recoveries .....	0	0	0
18. Total hospital and medical (Lines 16 minus 17) .....	0	3,975,512,119	5,450,748,321
19. Non-health claims (net) .....	0	0	0
20. Claims adjustment expenses, including \$ .....191,029,723 cost containment expenses .....	0	262,030,741	294,120,097
21. General administrative expenses .....	0	306,028,554	470,068,416
22. Increase in reserves for life and accident and health contracts (including \$ .....0 increase in reserves for life only) .....	0	(5,121,000)	(38,741,000)
23. Total underwriting deductions (Lines 18 through 22).....	0	4,538,450,414	6,176,195,834
24. Net underwriting gain or (loss) (Lines 8 minus 23) .....	XXX	162,545,607	(54,734,263)
25. Net investment income earned (Exhibit of Net Investment Income, Line 17) .....	0	24,158,585	17,504,020
26. Net realized capital gains (losses) less capital gains tax of \$ .....962,181 .....	0	3,554,731	(49,745)
27. Net investment gains (losses) (Lines 25 plus 26) .....	0	27,713,316	17,454,275
28. Net gain or (loss) from agents' or premium balances charged off [(amount recovered \$ .....17,571 ) (amount charged off \$ .....(29,607) )] .....	0	(12,036)	20,314
29. Aggregate write-ins for other income or expenses .....	0	25,939	(355,194)
30. Net income or (loss) after capital gains tax and before all other federal income taxes (Lines 24 plus 27 plus 28 plus 29) .....	XXX	190,272,826	(37,614,868)
31. Federal and foreign income taxes incurred .....	XXX	32,699,790	(7,656,306)
32. Net income (loss) (Lines 30 minus 31) .....	XXX	157,573,036	(29,958,562)
<b>DETAILS OF WRITE-INS</b>			
0601. ....	XXX		
0602. ....	XXX		
0603. ....	XXX		
0698. Summary of remaining write-ins for Line 6 from overflow page .....	XXX	0	0
0699. Totals (Lines 0601 thru 0603 plus 0698)(Line 6 above) .....	XXX	0	0
0701. ....	XXX		
0702. ....	XXX		
0703. ....	XXX		
0798. Summary of remaining write-ins for Line 7 from overflow page .....	XXX	0	0
0799. Totals (Lines 0701 thru 0703 plus 0798)(Line 7 above) .....	XXX	0	0
1401. ....			
1402. ....			
1403. ....			
1498. Summary of remaining write-ins for Line 14 from overflow page .....	0	0	0
1499. Totals (Lines 1401 thru 1403 plus 1498)(Line 14 above) .....	0	0	0
2901. Fines & Penalties – Paid and Accrued .....	0	25,939	(355,315)
2902. Investment Proceeds–Settlement .....	0	0	121
2903. ....			
2998. Summary of remaining write-ins for Line 29 from overflow page .....	0	0	0
2999. Totals (Lines 2901 thru 2903 plus 2998)(Line 29 above) .....	0	25,939	(355,194)



STATEMENT OF REVENUE AND EXPENSES (Continued)

	1 Current Year	2 Prior Year
CAPITAL AND SURPLUS ACCOUNT		
33. Capital and surplus prior reporting year.....	462,998,137	446,288,192
34. Net income or (loss) from Line 32 .....	157,573,036	(29,958,562)
35. Change in valuation basis of aggregate policy and claim reserves .....	0	0
36. Change in net unrealized capital gains (losses) less capital gains tax of \$ .....1,193 .....	4,490	(1,240)
37. Change in net unrealized foreign exchange capital gain or (loss) .....	0	0
38. Change in net deferred income tax .....	(3,965,263)	(9,871,469)
39. Change in nonadmitted assets .....	(731,863)	(3,458,784)
40. Change in unauthorized and certified reinsurance .....	0	0
41. Change in treasury stock .....	0	0
42. Change in surplus notes .....	0	0
43. Cumulative effect of changes in accounting principles.....	0	0
44. Capital Changes:		
44.1 Paid in .....	0	0
44.2 Transferred from surplus (Stock Dividend).....	0	0
44.3 Transferred to surplus.....	0	0
45. Surplus adjustments:		
45.1 Paid in .....	0	60,000,000
45.2 Transferred to capital (Stock Dividend) .....	0	0
45.3 Transferred from capital .....	0	0
46. Dividends to stockholders .....	0	0
47. Aggregate write-ins for gains or (losses) in surplus .....	0	0
48. Net change in capital and surplus (Lines 34 to 47) .....	152,880,400	16,709,945
49. Capital and surplus end of reporting period (Line 33 plus 48)	615,878,537	462,998,137
DETAILS OF WRITE-INS		
4701. ....		
4702. ....		
4703. ....		
4798. Summary of remaining write-ins for Line 47 from overflow page .....	0	0
4799. Totals (Lines 4701 thru 4703 plus 4798)(Line 47 above)	0	0



CASH FLOW

	1	2
	Current Year	Prior Year
Cash from Operations		
1. Premiums collected net of reinsurance .....	4,591,946,318	6,267,302,095
2. Net investment income .....	28,193,422	25,069,491
3. Miscellaneous income .....	0	0
4. Total (Lines 1 through 3) .....	4,620,139,740	6,292,371,586
5. Benefit and loss related payments .....	4,256,131,936	5,364,393,191
6. Net transfers to Separate Accounts, Segregated Accounts and Protected Cell Accounts .....	0	0
7. Commissions, expenses paid and aggregate write-ins for deductions .....	530,500,648	784,313,831
8. Dividends paid to policyholders .....	0	0
9. Federal and foreign income taxes paid (recovered) net of \$ .....0 tax on capital gains (losses) .....	9,613,348	19,800,849
10. Total (Lines 5 through 9) .....	4,796,245,932	6,168,507,871
11. Net cash from operations (Line 4 minus Line 10) .....	(176,106,192)	123,863,715
Cash from Investments		
12. Proceeds from investments sold, matured or repaid:		
12.1 Bonds .....	315,997,350	199,127,894
12.2 Stocks .....	0	0
12.3 Mortgage loans .....	0	0
12.4 Real estate .....	0	0
12.5 Other invested assets .....	1,862,480	0
12.6 Net gains or (losses) on cash, cash equivalents and short-term investments .....	19,226	(1,914)
12.7 Miscellaneous proceeds .....	0	0
12.8 Total investment proceeds (Lines 12.1 to 12.7) .....	317,879,056	199,125,980
13. Cost of investments acquired (long-term only):		
13.1 Bonds .....	365,541,020	207,905,225
13.2 Stocks .....	0	0
13.3 Mortgage loans .....	0	0
13.4 Real estate .....	0	0
13.5 Other invested assets .....	0	0
13.6 Miscellaneous applications .....	0	981,451
13.7 Total investments acquired (Lines 13.1 to 13.6) .....	365,541,020	208,886,676
14. Net increase (decrease) in contract loans and premium notes .....	0	0
15. Net cash from investments (Line 12.8 minus Line 13.7 minus Line 14) .....	(47,661,964)	(9,760,696)
Cash from Financing and Miscellaneous Sources		
16. Cash provided (applied):		
16.1 Surplus notes, capital notes .....	0	0
16.2 Capital and paid in surplus, less treasury stock .....	0	60,000,000
16.3 Borrowed funds .....	0	0
16.4 Net deposits on deposit-type contracts and other insurance liabilities .....	0	0
16.5 Dividends to stockholders .....	0	0
16.6 Other cash provided (applied) .....	(59,154,903)	21,390,689
17. Net cash from financing and miscellaneous sources (Lines 16.1 to 16.4 minus Line 16.5 plus Line 16.6) .....	(59,154,903)	81,390,689
RECONCILIATION OF CASH, CASH EQUIVALENTS AND SHORT-TERM INVESTMENTS		
18. Net change in cash, cash equivalents and short-term investments (Line 11, plus Lines 15 and 17) .....	(282,923,059)	195,493,708
19. Cash, cash equivalents and short-term investments:		
19.1 Beginning of year .....	389,306,662	193,812,954
19.2 End of year (Line 18 plus Line 19.1) .....	106,383,603	389,306,662

Note: Supplemental disclosures of cash flow information for non-cash transactions:

--	--	--



ANNUAL STATEMENT FOR THE YEAR 2019 OF THE UnitedHealthcare Plan of the River Valley, Inc.

ANALYSIS OF OPERATIONS BY LINES OF BUSINESS

	1	2	3	4	5	6	7	8	9	10
	Total	Comprehensive (Hospital & Medical)	Medicare Supplement	Dental Only	Vision Only	Federal Employees Health Benefits Plan	Title XVIII Medicare	Title XIX Medicaid	Other Health	Other Non-Health
1. Net premium income .....	4,660,001,327	165,138,922	0	0	0	114,255	1,043,778,128	3,450,970,022	0	0
2. Change in unearned premium reserves and reserve for rate credit .....	40,994,694	(1,569,156)	0	0	0	0	42,563,850	0	0	0
3. Fee-for-service (net of \$ .....0 medical expenses) .....	0	0	0	0	0	0	0	0	0	XXX
4. Risk revenue .....	0	0	0	0	0	0	0	0	0	XXX
5. Aggregate write-ins for other health care related revenues .....	0	0	0	0	0	0	0	0	0	XXX
6. Aggregate write-ins for other non-health care related revenues .....	0	XXX	XXX	XXX	XXX	XXX	XXX	XXX	XXX	0
7. Total revenues (Lines 1 to 6) .....	4,700,996,021	163,569,766	0	0	0	114,255	1,086,341,978	3,450,970,022	0	0
8. Hospital/medical benefits .....	3,673,109,197	109,335,707	0	0	0	(469,755)	828,521,733	2,735,721,512	0	XXX
9. Other professional services .....	46,136,433	534,179	0	0	0	1,207	31,148,364	14,452,683	0	XXX
10. Outside referrals .....	0	0	0	0	0	0	0	0	0	XXX
11. Emergency room and out-of-area .....	0	0	0	0	0	0	0	0	0	XXX
12. Prescription drugs .....	241,507,354	22,978,764	0	0	0	49,793	36,657,684	181,821,113	0	XXX
13. Aggregate write-ins for other hospital and medical .....	0	0	0	0	0	0	0	0	0	XXX
14. Incentive pool, withhold adjustments and bonus amounts .....	14,759,135	12,740	0	0	0	(1,614)	3,541,120	11,206,889	0	XXX
15. Subtotal (Lines 8 to 14) .....	3,975,512,119	132,861,390	0	0	0	(420,369)	899,868,901	2,943,202,197	0	XXX
16. Net reinsurance recoveries .....	0	0	0	0	0	0	0	0	0	XXX
17. Total medical and hospital (Lines 15 minus 16) .....	3,975,512,119	132,861,390	0	0	0	(420,369)	899,868,901	2,943,202,197	0	XXX
18. Non-health claims (net) .....	0	XXX	XXX	XXX	XXX	XXX	XXX	XXX	XXX	0
19. Claims adjustment expenses including \$ .....191,029,723 cost containment expenses .....	262,030,741	4,361,213	0	0	0	(3,626)	46,167,596	211,505,558	0	0
20. General administrative expenses .....	306,028,554	9,173,709	0	0	0	(72,575)	59,369,014	237,558,406	0	0
21. Increase in reserves for accident and health contracts .....	(5,121,000)	0	0	0	0	0	0	(5,121,000)	0	XXX
22. Increase in reserves for life contracts .....	0	XXX	XXX	XXX	XXX	XXX	XXX	XXX	XXX	0
23. Total underwriting deductions (Lines 17 to 22) .....	4,538,450,414	146,396,312	0	0	0	(496,570)	1,005,405,511	3,387,145,161	0	0
24. Total underwriting gain or (loss) (Line 7 minus Line 23) .....	162,545,607	17,173,454	0	0	0	610,825	80,936,467	63,824,861	0	0
DETAILS OF WRITE-INS .....										XXX
0501. ....										XXX
0502. ....										XXX
0503. ....										XXX
0598. Summary of remaining write-ins for Line 5 from overflow page .....	0	0	0	0	0	0	0	0	0	XXX
0599. Totals (Lines 0501 thru 0503 plus 0598) (Line 5 above) .....	0	0	0	0	0	0	0	0	0	XXX
0601. ....		XXX	XXX	XXX	XXX	XXX	XXX	XXX	XXX	
0602. ....		XXX	XXX	XXX	XXX	XXX	XXX	XXX	XXX	
0603. ....		XXX	XXX	XXX	XXX	XXX	XXX	XXX	XXX	
0698. Summary of remaining write-ins for Line 6 from overflow page .....	0	XXX	XXX	XXX	XXX	XXX	XXX	XXX	XXX	0
0699. Totals (Lines 0601 thru 0603 plus 0698) (Line 6 above) .....	0	XXX	XXX	XXX	XXX	XXX	XXX	XXX	XXX	0
1301. ....										XXX
1302. ....										XXX
1303. ....										XXX
1398. Summary of remaining write-ins for Line 13 from overflow page .....	0	0	0	0	0	0	0	0	0	XXX
1399. Totals (Lines 1301 thru 1303 plus 1398) (Line 13 above) .....	0	0	0	0	0	0	0	0	0	XXX



UNDERWRITING AND INVESTMENT EXHIBIT

PART 1 - PREMIUMS

		1	2	3	4
Line of Business		Direct Business	Reinsurance Assumed	Reinsurance Ceded	Net Premium Income (Cols. 1 + 2 - 3)
1.	Comprehensive (hospital and medical) .....	165,307,607	0	168,685	165,138,922
2.	Medicare Supplement .....	0	0	0	0
3.	Dental only .....	0	0	0	0
4.	Vision only .....	0	0	0	0
5.	Federal Employees Health Benefits Plan .....	114,369	0	114	114,255
6.	Title XVIII - Medicare .....	1,044,865,169	0	1,087,041	1,043,778,128
7.	Title XIX - Medicaid .....	3,454,436,109	0	3,466,087	3,450,970,022
8.	Other health .....	0	0	0	0
9.	Health subtotal (Lines 1 through 8) .....	4,664,723,254	0	4,721,927	4,660,001,327
10.	Life .....	0	0	0	0
11.	Property/casualty .....	0	0	0	0
12.	Totals (Lines 9 to 11)	4,664,723,254	0	4,721,927	4,660,001,327



UNDERWRITING AND INVESTMENT EXHIBIT

PART 2 - CLAIMS INCURRED DURING THE YEAR

	1	2	3	4	5	6	7	8	9	10
	Total	Comprehensive (Hospital & Medical)	Medicare Supplement	Dental Only	Vision Only	Federal Employees Health Benefits Plan	Title XVIII Medicare	Title XIX Medicaid	Other Health	Other Non-Health
1. Payments during the year:										
1.1 Direct .....	4,239,085,175	138,546,806	.0	.0	.0	917,093	876,071,860	3,223,549,416	.0	.0
1.2 Reinsurance assumed .....	.0	.0	.0	.0	.0	.0	.0	.0	.0	.0
1.3 Reinsurance ceded .....	.0	.0	.0	.0	.0	.0	.0	.0	.0	.0
1.4 Net .....	4,239,085,175	138,546,806	.0	.0	.0	917,093	876,071,860	3,223,549,416	.0	.0
2. Paid medical incentive pools and bonuses .....	17,046,761	11,420	.0	.0	.0	232	3,017,468	14,017,641	.0	.0
3. Claim liability December 31, current year from Part 2A:										
3.1 Direct .....	300,477,322	11,782,737	.0	.0	.0	(17,606)	101,895,443	186,816,748	.0	.0
3.2 Reinsurance assumed .....	.0	.0	.0	.0	.0	.0	.0	.0	.0	.0
3.3 Reinsurance ceded .....	.0	.0	.0	.0	.0	.0	.0	.0	.0	.0
3.4 Net .....	300,477,322	11,782,737	.0	.0	.0	(17,606)	101,895,443	186,816,748	.0	.0
4. Claim reserve December 31, current year from Part 2D:										
4.1 Direct .....	853,994	285,221	.0	.0	.0	.0	164,018	404,755	.0	.0
4.2 Reinsurance assumed .....	.0	.0	.0	.0	.0	.0	.0	.0	.0	.0
4.3 Reinsurance ceded .....	.0	.0	.0	.0	.0	.0	.0	.0	.0	.0
4.4 Net .....	853,994	285,221	.0	.0	.0	.0	164,018	404,755	.0	.0
5. Accrued medical incentive pools and bonuses, current year .....	9,171,224	26,061	.0	.0	.0	16	2,689,998	6,455,149	.0	.0
6. Net healthcare receivables (a) .....	(164,645)	179,796	.0	.0	.0	(450,117)	(1,373,720)	1,479,396	.0	.0
7. Amounts recoverable from reinsurers December 31, current year .....	.0	.0	.0	.0	.0	.0	.0	.0	.0	.0
8. Claim liability December 31, prior year from Part 2A:										
8.1 Direct .....	576,251,867	17,254,944	.0	.0	.0	1,747,067	82,901,150	474,348,706	.0	.0
8.2 Reinsurance assumed .....	.0	.0	.0	.0	.0	.0	.0	.0	.0	.0
8.3 Reinsurance ceded .....	.0	.0	.0	.0	.0	.0	.0	.0	.0	.0
8.4 Net .....	576,251,867	17,254,944	.0	.0	.0	1,747,067	82,901,150	474,348,706	.0	.0
9. Claim reserve December 31, prior year from Part 2D:										
9.1 Direct .....	3,576,284	331,375	.0	.0	.0	21,291	276,110	2,947,508	.0	.0
9.2 Reinsurance assumed .....	.0	.0	.0	.0	.0	.0	.0	.0	.0	.0
9.3 Reinsurance ceded .....	.0	.0	.0	.0	.0	.0	.0	.0	.0	.0
9.4 Net .....	3,576,284	331,375	.0	.0	.0	21,291	276,110	2,947,508	.0	.0
10. Accrued medical incentive pools and bonuses, prior year .....	11,458,850	24,740	0	0	0	1,862	2,166,346	9,265,902	0	0
11. Amounts recoverable from reinsurers December 31, prior year .....	0	0	0	0	0	0	0	0	0	0
12. Incurred Benefits:										
12.1 Direct .....	3,960,752,985	132,848,649	.0	.0	.0	(418,754)	896,327,781	2,931,995,309	.0	.0
12.2 Reinsurance assumed .....	.0	.0	.0	.0	.0	.0	.0	.0	.0	.0
12.3 Reinsurance ceded .....	.0	.0	.0	.0	.0	.0	.0	.0	.0	.0
12.4 Net .....	3,960,752,985	132,848,649	0	0	0	(418,754)	896,327,781	2,931,995,309	0	0
13. Incurred medical incentive pools and bonuses .....	14,759,135	12,741	0	0	0	(1,614)	3,541,120	11,206,888	0	0

(a) Excludes \$ 306,926 loans or advances to providers not yet expensed.



UNDERWRITING AND INVESTMENT EXHIBIT

PART 2A - CLAIMS LIABILITY END OF CURRENT YEAR

	1	2	3	4	5	6	7	8	9	10
	Total	Comprehensive (Hospital & Medical)	Medicare Supplement	Dental Only	Vision Only	Federal Employees Health Benefits Plan	Title XVIII Medicare	Title XIX Medicaid	Other Health	Other Non-Health
1. Reported in Process of Adjustment:										
1.1 Direct .....	26,958,385	4,015,363	.0	.0	.0	.777	11,034,990	11,907,255	.0	.0
1.2 Reinsurance assumed .....	.0	.0	.0	.0	.0	.0	.0	.0	.0	.0
1.3 Reinsurance ceded .....	.0	.0	.0	.0	.0	.0	.0	.0	.0	.0
1.4 Net .....	26,958,385	4,015,363	.0	.0	.0	.777	11,034,990	11,907,255	.0	.0
2. Incurred but Unreported:										
2.1 Direct .....	270,154,440	7,767,374	.0	.0	.0	(18,383)	87,495,956	174,909,493	.0	.0
2.2 Reinsurance assumed .....	.0	.0	.0	.0	.0	.0	.0	.0	.0	.0
2.3 Reinsurance ceded .....	.0	.0	.0	.0	.0	.0	.0	.0	.0	.0
2.4 Net .....	270,154,440	7,767,374	.0	.0	.0	(18,383)	87,495,956	174,909,493	.0	.0
3. Amounts Withheld from Paid Claims and Capitations:										
3.1 Direct .....	3,364,497	.0	.0	.0	.0	.0	3,364,497	.0	.0	.0
3.2 Reinsurance assumed .....	.0	.0	.0	.0	.0	.0	.0	.0	.0	.0
3.3 Reinsurance ceded .....	.0	.0	.0	.0	.0	.0	.0	.0	.0	.0
3.4 Net .....	3,364,497	.0	.0	.0	.0	.0	3,364,497	.0	.0	.0
4. TOTALS:										
4.1 Direct .....	300,477,322	11,782,737	.0	.0	.0	(17,606)	101,895,443	186,816,748	.0	.0
4.2 Reinsurance assumed .....	.0	.0	.0	.0	.0	.0	.0	.0	.0	.0
4.3 Reinsurance ceded .....	.0	.0	.0	.0	.0	.0	.0	.0	.0	.0
4.4 Net .....	300,477,322	11,782,737	0	0	0	(17,606)	101,895,443	186,816,748	0	0



UNDERWRITING AND INVESTMENT EXHIBIT

PART 2B - ANALYSIS OF CLAIMS UNPAID - PRIOR YEAR - NET OF REINSURANCE

Line of Business	Claims Paid During the Year		Claim Reserve and Claim Liability December 31 of Current Year		5	6
	1	2	3	4		
	On Claims Incurred Prior to January 1 of Current Year	On Claims Incurred During the Year	On Claims Unpaid December 31 of Prior Year	On Claims Incurred During the Year	Claims Incurred In Prior Years (Columns 1 + 3)	Estimated Claim Reserve and Claim Liability December 31 of Prior Year
1. Comprehensive (hospital and medical) .....	12,150,648	126,396,157	484,582	11,583,376	12,635,230	17,586,319
2. Medicare Supplement .....	0	0	0	0	0	0
3. Dental Only .....	0	0	0	0	0	0
4. Vision Only .....	0	0	0	0	0	0
5. Federal Employees Health Benefits Plan .....	917,093	0	(17,606)	0	899,487	1,768,358
6. Title XVIII - Medicare .....	42,815,275	833,256,586	9,956,942	92,102,518	52,772,217	83,177,259
7. Title XIX - Medicaid .....	396,040,374	2,827,509,043	16,551,976	170,669,528	412,592,350	477,296,215
8. Other health .....	0	0	0	0	0	0
9. Health subtotal (Lines 1 to 8) .....	451,923,390	3,787,161,786	26,975,894	274,355,422	478,899,284	579,828,151
10. Healthcare receivables (a) .....	17,954,893	53,050,401	0	3,129,781	17,954,893	74,299,720
11. Other non-health .....	0	0	0	0	0	0
12. Medical incentive pools and bonus amounts .....	15,834,604	1,212,156	14,999	9,156,225	15,849,603	11,458,850
13. Totals (Lines 9 - 10 + 11 + 12)	449,803,101	3,735,323,541	26,990,893	280,381,866	476,793,994	516,987,281

(a) Excludes \$ 306,927 loans or advances to providers not yet expensed.



UNDERWRITING AND INVESTMENT EXHIBIT

PART 2C - DEVELOPMENT OF PAID AND INCURRED HEALTH CLAIMS  
(\$000 Omitted)

Section A - Paid Health Claims - Comprehensive (Hospital & Medical)

Year in Which Losses Were Incurred		Cumulative Net Amounts Paid				
		1 2015	2 2016	3 2017	4 2018	5 2019
1.	Prior .....	12,259	11,940	11,680	11,598	11,601
2.	2015 .....	126,065	136,116	136,430	137,455	137,452
3.	2016 .....	XXX	141,507	150,895	152,780	152,800
4.	2017 .....	XXX	XXX	128,708	142,876	142,851
5.	2018 .....	XXX	XXX	XXX	157,092	169,256
6.	2019 .....	XXX	XXX	XXX	XXX	126,400

Section B - Incurred Health Claims - Comprehensive (Hospital & Medical)

Year in Which Losses Were Incurred		Sum of Cumulative Net Amount Paid and Claim Liability, Claim Reserve and Medical Incentive Pool and Bonuses Outstanding at End of Year				
		1 2015	2 2016	3 2017	4 2018	5 2019
1.	Prior .....	12,656	11,940	11,680	11,598	11,601
2.	2015 .....	139,306	136,374	136,430	137,455	137,452
3.	2016 .....	XXX	157,046	151,199	152,780	152,800
4.	2017 .....	XXX	XXX	147,718	142,959	142,851
5.	2018 .....	XXX	XXX	XXX	174,620	169,741
6.	2019 .....	XXX	XXX	XXX	XXX	138,009

Section C - Incurred Year Health Claims and Claims Adjustment Expense Ratio - Comprehensive (Hospital & Medical)

Years in which Premiums were Earned and Claims were Incurred	1  Premiums Earned	2  Claims Payment	3  Claim Adjustment Expense Payments	4  (Col. 3/2) Percent	5  Claim and Claim Adjustment Expense Payments (Col. 2 + 3)	6  (Col. 5/1) Percent	7  Claims Unpaid	8  Unpaid Claims Adjustment Expenses	9  Total Claims and Claims Adjustment Expense Incurred (Col. 5+7+8)	10  (Col. 9/1) Percent
1. 2015 .....	184,686	137,452	6,107	4.4	143,559	77.7	0	0	143,559	77.7
2. 2016 .....	200,604	152,800	8,058	5.3	160,858	80.2	0	0	160,858	80.2
3. 2017 .....	173,140	142,851	8,650	6.1	151,501	87.5	0	0	151,501	87.5
4. 2018 .....	205,100	169,256	9,191	5.4	178,447	87.0	485	3	178,935	87.2
5. 2019 .....	163,570	126,400	3,835	3.0	130,235	79.6	11,609	60	141,904	86.8



UNDERWRITING AND INVESTMENT EXHIBIT

PART 2C - DEVELOPMENT OF PAID AND INCURRED HEALTH CLAIMS  
(\$000 Omitted)

Section A - Paid Health Claims - Federal Employees Health Benefits Plan Premium

Year in Which Losses Were Incurred		Cumulative Net Amounts Paid				
		1 2015	2 2016	3 2017	4 2018	5 2019
1.	Prior .....	1,515	1,489	1,399	1,398	1,398
2.	2015 .....	15,919	17,661	17,720	17,701	17,701
3.	2016 .....	XXX	13,917	15,524	15,538	15,538
4.	2017 .....	XXX	XXX	13,333	14,233	14,233
5.	2018 .....	XXX	XXX	XXX	14,963	15,880
6.	2019 .....	XXX	XXX	XXX	XXX	0

Section B - Incurred Health Claims - Federal Employees Health Benefits Plan Premium

Year in Which Losses Were Incurred		Sum of Cumulative Net Amount Paid and Claim Liability, Claim Reserve and Medical Incentive Pool and Bonuses Outstanding at End of Year				
		1 2015	2 2016	3 2017	4 2018	5 2019
1.	Prior .....	1,640	1,489	1,399	1,398	1,398
2.	2015 .....	18,205	17,675	17,720	17,701	17,701
3.	2016 .....	XXX	16,473	15,700	15,538	15,538
4.	2017 .....	XXX	XXX	15,382	14,247	14,233
5.	2018 .....	XXX	XXX	XXX	16,719	15,863
6.	2019 .....	XXX	XXX	XXX	XXX	0

Section C - Incurred Year Health Claims and Claims Adjustment Expense Ratio - Federal Employees Health Benefits Plan Premium

Years in which Premiums were Earned and Claims were Incurred	1	2	3	4	5	6	7	8	9	10
	Premiums Earned	Claims Payment	Claim Adjustment Expense Payments	(Col. 3/2) Percent	Claim and Claim Adjustment Expense Payments (Col. 2 + 3)	(Col. 5/1) Percent	Claims Unpaid	Unpaid Claims Adjustment Expenses	Total Claims and Claims Adjustment Expense Incurred (Col. 5+7+8)	(Col. 9/1) Percent
1. 2015 .....	21,757	17,701	66	0.4	17,767	81.7	0	0	17,767	81.7
2. 2016 .....	18,612	15,538	405	2.6	15,943	85.7	0	0	15,943	85.7
3. 2017 .....	16,220	14,233	369	2.6	14,602	90.0	0	0	14,602	90.0
4. 2018 .....	16,820	15,880	253	1.6	16,133	95.9	(18)	0	16,115	95.8
5. 2019 .....	114	0	0	0.0	0	0.0	0	0	0	0.0



UNDERWRITING AND INVESTMENT EXHIBIT

PART 2C - DEVELOPMENT OF PAID AND INCURRED HEALTH CLAIMS  
(\$000 Omitted)

Section A - Paid Health Claims - Title XVIII

Year in Which Losses Were Incurred		Cumulative Net Amounts Paid				
		1 2015	2 2016	3 2017	4 2018	5 2019
1.	Prior .....	69,754	68,412	68,128	68,062	67,962
2.	2015 .....	864,615	930,877	930,748	930,566	930,455
3.	2016 .....	XXX	454,176	471,964	471,137	470,994
4.	2017 .....	XXX	XXX	518,223	541,469	542,215
5.	2018 .....	XXX	XXX	XXX	695,891	740,062
6.	2019 .....	XXX	XXX	XXX	XXX	834,525

Section B - Incurred Health Claims - Title XVIII

Year in Which Losses Were Incurred		Sum of Cumulative Net Amount Paid and Claim Liability, Claim Reserve and Medical Incentive Pool and Bonuses Outstanding at End of Year				
		1 2015	2 2016	3 2017	4 2018	5 2019
1.	Prior .....	72,626	68,412	68,128	68,062	67,962
2.	2015 .....	978,699	934,023	930,748	930,566	930,455
3.	2016 .....	XXX	512,591	474,164	471,137	470,994
4.	2017 .....	XXX	XXX	585,972	542,951	542,215
5.	2018 .....	XXX	XXX	XXX	779,754	750,034
6.	2019 .....	XXX	XXX	XXX	XXX	929,303

Section C - Incurred Year Health Claims and Claims Adjustment Expense Ratio - Title XVIII

Years in which Premiums were Earned and Claims were Incurred	1  Premiums Earned	2  Claims Payment	3  Claim Adjustment Expense Payments	4  (Col. 3/2) Percent	5  Claim and Claim Adjustment Expense Payments (Col. 2 + 3)	6  (Col. 5/1) Percent	7  Claims Unpaid	8  Unpaid Claims Adjustment Expenses	9  Total Claims and Claims Adjustment Expense Incurred (Col. 5+7+8)	10  (Col. 9/1) Percent
1. 2015 .....	1,196,827	930,455	31,337	3.4	961,792	80.4	0	0	961,792	80.4
2. 2016 .....	649,045	470,994	28,418	6.0	499,412	76.9	0	0	499,412	76.9
3. 2017 .....	746,614	542,215	33,507	6.2	575,722	77.1	0	0	575,722	77.1
4. 2018 .....	907,312	740,062	38,600	5.2	778,662	85.8	9,972	108	788,742	86.9
5. 2019 .....	1,086,342	834,525	40,421	4.8	874,946	80.5	94,778	1,026	970,750	89.4



UNDERWRITING AND INVESTMENT EXHIBIT

PART 2C - DEVELOPMENT OF PAID AND INCURRED HEALTH CLAIMS  
(\$000 Omitted)

Section A - Paid Health Claims - Title XIX

Year in Which Losses Were Incurred		Cumulative Net Amounts Paid				
		1 2015	2 2016	3 2017	4 2018	5 2019
1.	Prior .....	184,398	184,456	181,979	180,745	180,489
2.	2015 .....	1,438,156	1,587,753	1,588,751	1,590,549	1,593,466
3.	2016 .....	XXX	2,028,075	2,283,279	2,283,125	2,282,114
4.	2017 .....	XXX	XXX	2,296,660	2,693,991	2,698,561
5.	2018 .....	XXX	XXX	XXX	4,058,648	4,462,547
6.	2019 .....	XXX	XXX	XXX	XXX	2,827,449

Section B - Incurred Health Claims - Title XIX

Year in Which Losses Were Incurred		Sum of Cumulative Net Amount Paid and Claim Liability, Claim Reserve and Medical Incentive Pool and Bonuses Outstanding at End of Year				
		1 2015	2 2016	3 2017	4 2018	5 2019
1.	Prior .....	194,975	184,456	181,979	180,745	180,489
2.	2015 .....	1,597,773	1,601,086	1,588,751	1,590,549	1,593,466
3.	2016 .....	XXX	2,288,879	2,290,950	2,283,125	2,282,114
4.	2017 .....	XXX	XXX	2,691,655	2,707,338	2,698,561
5.	2018 .....	XXX	XXX	XXX	4,531,863	4,479,099
6.	2019 .....	XXX	XXX	XXX	XXX	3,004,573

Section C - Incurred Year Health Claims and Claims Adjustment Expense Ratio - Title XIX

Years in which Premiums were Earned and Claims were Incurred		1	2	3	4	5	6	7	8	9	10
		Premiums Earned	Claims Payment	Claim Adjustment Expense Payments	(Col. 3/2) Percent	Claim and Claim Adjustment Expense Payments (Col. 2 + 3)	(Col. 5/1) Percent	Claims Unpaid	Unpaid Claims Adjustment Expenses	Total Claims and Claims Adjustment Expense Incurred (Col. 5+7+8)	(Col. 9/1) Percent
1.	2015 .....	2,000,408	1,593,466	130,889	8.2	1,724,355	86.2	0	0	1,724,355	86.2
2.	2016 .....	2,723,108	2,282,114	144,775	6.3	2,426,889	89.1	0	0	2,426,889	89.1
3.	2017 .....	3,071,708	2,698,561	174,300	6.5	2,872,861	93.5	0	0	2,872,861	93.5
4.	2018 .....	4,992,229	4,462,547	244,479	5.5	4,707,026	94.3	16,552	173	4,723,751	94.6
5.	2019 .....	3,450,970	2,827,449	182,607	6.5	3,010,056	87.2	177,125	1,897	3,189,078	92.4



UNDERWRITING AND INVESTMENT EXHIBIT

PART 2C - DEVELOPMENT OF PAID AND INCURRED HEALTH CLAIMS  
(\$000 Omitted)

Section A - Paid Health Claims - Other

Year in Which Losses Were Incurred		Cumulative Net Amounts Paid				
		1 2015	2 2016	3 2017	4 2018	5 2019
1.	Prior .....	(280)	(280)	(280)	(280)	(281)
2.	2015 .....	0	0	0	0	0
3.	2016 .....	XXX	0	0	0	0
4.	2017 .....	XXX	XXX	0	0	0
5.	2018 .....	XXX	XXX	XXX	0	0
6.	2019 .....	XXX	XXX	XXX	XXX	0

Section B - Incurred Health Claims - Other

Year in Which Losses Were Incurred		Sum of Cumulative Net Amount Paid and Claim Liability, Claim Reserve and Medical Incentive Pool and Bonuses Outstanding at End of Year				
		1 2015	2 2016	3 2017	4 2018	5 2019
1.	Prior .....	(280)	(280)	(280)	(280)	(281)
2.	2015 .....	0	0	0	0	0
3.	2016 .....	XXX	0	0	0	0
4.	2017 .....	XXX	XXX	0	0	0
5.	2018 .....	XXX	XXX	XXX	0	0
6.	2019 .....	XXX	XXX	XXX	XXX	0

Section C - Incurred Year Health Claims and Claims Adjustment Expense Ratio - Other

Years in which Premiums were Earned and Claims were Incurred	1  Premiums Earned	2  Claims Payment	3  Claim Adjustment Expense Payments	4  (Col. 3/2) Percent	5  Claim and Claim Adjustment Expense Payments (Col. 2 + 3)	6  (Col. 5/1) Percent	7  Claims Unpaid	8  Unpaid Claims Adjustment Expenses	9  Total Claims and Claims Adjustment Expense Incurred (Col. 5+7+8)	10  (Col. 9/1) Percent
1. 2015 .....	(213)	0	0	0.0	0	0.0	0	0	0	0.0
2. 2016 .....	0	0	0	0.0	0	0.0	0	0	0	0.0
3. 2017 .....	0	0	0	0.0	0	0.0	0	0	0	0.0
4. 2018 .....	0	0	0	0.0	0	0.0	0	0	0	0.0
5. 2019 .....	0	0	0	0.0	0	0.0	0	0	0	0.0



UNDERWRITING AND INVESTMENT EXHIBIT

PART 2C - DEVELOPMENT OF PAID AND INCURRED HEALTH CLAIMS  
(\$000 Omitted)

Section A - Paid Health Claims - Grand Total

Year in Which Losses Were Incurred		Cumulative Net Amounts Paid				
		1 2015	2 2016	3 2017	4 2018	5 2019
1.	Prior .....	267,646	266,017	262,906	261,523	261,169
2.	2015 .....	2,444,755	2,672,407	2,673,649	2,676,271	2,679,074
3.	2016 .....	XXX	2,637,675	2,921,662	2,922,580	2,921,446
4.	2017 .....	XXX	XXX	2,956,924	3,392,569	3,397,860
5.	2018 .....	XXX	XXX	XXX	4,926,594	5,387,745
6.	2019 .....	XXX	XXX	XXX	XXX	3,788,374

Section B - Incurred Health Claims - Grand Total

Year in Which Losses Were Incurred		Sum of Cumulative Net Amount Paid and Claim Liability, Claim Reserve and Medical Incentive Pool and Bonuses Outstanding at End of Year				
		1 2015	2 2016	3 2017	4 2018	5 2019
1.	Prior .....	281,617	266,017	262,906	261,523	261,169
2.	2015 .....	2,733,983	2,689,158	2,673,649	2,676,271	2,679,074
3.	2016 .....	XXX	2,974,989	2,932,013	2,922,580	2,921,446
4.	2017 .....	XXX	XXX	3,440,727	3,407,495	3,397,860
5.	2018 .....	XXX	XXX	XXX	5,502,956	5,414,737
6.	2019 .....	XXX	XXX	XXX	XXX	4,071,885

Section C - Incurred Year Health Claims and Claims Adjustment Expense Ratio - Grand Total

Years in which Premiums were Earned and Claims were Incurred	1  Premiums Earned	2  Claims Payment	3  Claim Adjustment Expense Payments	4  (Col. 3/2) Percent	5  Claim and Claim Adjustment Expense Payments (Col. 2 + 3)	6  (Col. 5/1) Percent	7  Claims Unpaid	8  Unpaid Claims Adjustment Expenses	9  Total Claims and Claims Adjustment Expense Incurred (Col. 5+7+8)	10  (Col. 9/1) Percent
1. 2015 .....	3,403,465	2,679,074	168,399	6.3	2,847,473	83.7	0	0	2,847,473	83.7
2. 2016 .....	3,591,369	2,921,446	181,656	6.2	3,103,102	86.4	0	0	3,103,102	86.4
3. 2017 .....	4,007,682	3,397,860	216,826	6.4	3,614,686	90.2	0	0	3,614,686	90.2
4. 2018 .....	6,121,461	5,387,745	292,523	5.4	5,680,268	92.8	26,991	284	5,707,543	93.2
5. 2019 .....	4,700,996	3,788,374	226,863	6.0	4,015,237	85.4	283,512	2,983	4,301,732	91.5



UNDERWRITING AND INVESTMENT EXHIBIT

PART 2D - AGGREGATE RESERVE FOR ACCIDENT AND HEALTH CONTRACTS ONLY

	1	2	3	4	5	6	7	8	9
	Total	Comprehensive (Hospital & Medical)	Medicare Supplement	Dental Only	Vision Only	Federal Employees Health Benefits Plan	Title XVIII Medicare	Title XIX Medicaid	Other
1. Unearned premium reserves .....	1,161	1,161	0	0	0	0	0	0	0
2. Additional policy reserves (a) .....	0	0	0	0	0	0	0	0	0
3. Reserve for future contingent benefits .....	0	0	0	0	0	0	0	0	0
4. Reserve for rate credits or experience rating refunds (including \$ .....0 ) for investment income .....	21,075,661	5,671,108	0	0	0	0	1,297,403	14,107,150	0
5. Aggregate write-ins for other policy reserves .....	14,888,057	3,262,961	0	0	0	0	377,116	11,247,980	0
6. Totals (gross) .....	35,964,879	8,935,230	0	0	0	0	1,674,519	25,355,130	0
7. Reinsurance ceded .....	0	0	0	0	0	0	0	0	0
8. Totals (Net)(Page 3, Line 4) .....	35,964,879	8,935,230	0	0	0	0	1,674,519	25,355,130	0
9. Present value of amounts not yet due on claims .....	0	0	0	0	0	0	0	0	0
10. Reserve for future contingent benefits .....	853,994	285,221	0	0	0	0	164,018	404,755	0
11. Aggregate write-ins for other claim reserves .....	0	0	0	0	0	0	0	0	0
12. Totals (gross) .....	853,994	285,221	0	0	0	0	164,018	404,755	0
13. Reinsurance ceded .....	0	0	0	0	0	0	0	0	0
14. Totals (Net)(Page 3, Line 7) .....	853,994	285,221	0	0	0	0	164,018	404,755	0
DETAILS OF WRITE-INS									
0501. Redetermination Contract Pay .....	11,247,980	0	0	0	0	0	0	11,247,980	0
0502. Risk Adjustments Payable .....	1,825,677	1,825,677	0	0	0	0	0	0	0
0503. Risk Adjustment Data Validation Payable .....	1,276,133	1,276,133	0	0	0	0	0	0	0
0598. Summary of remaining write-ins for Line 5 from overflow page.....	538,267	161,151	0	0	0	0	377,116	0	0
0599. Totals (Lines 0501 thru 0503 plus 0598) (Line 5 above) .....	14,888,057	3,262,961	0	0	0	0	377,116	11,247,980	0
1101. ....									
1102. ....									
1103. ....									
1198. Summary of remaining write-ins for Line 11 from overflow page .....	0	0	0	0	0	0	0	0	0
1199. Totals (Lines 1101 thru 1103 plus 1198) (Line 11 above) .....	0	0	0	0	0	0	0	0	0

(a) Includes \$ .....0 premium deficiency reserve.



UNDERWRITING AND INVESTMENT EXHIBIT

	Claim Adjustment Expenses		3	4	5
	1	2			
	Cost Containment Expenses	Other Claim Adjustment Expenses	General Administrative Expenses	Investment Expenses	Total
1. Rent (\$ .....0 for occupancy of own building) .....	5,747,890	2,149,010	5,299,920	0	13,196,820
2. Salary, wages and other benefits .....	100,617,504	37,618,675	92,775,733	0	231,011,912
3. Commissions (less \$ .....0 ceded plus \$ .....0 assumed) .....	0	0	16,874,622	0	16,874,622
4. Legal fees and expenses .....	1,138,268	425,573	1,048,877	0	2,612,718
5. Certifications and accreditation fees .....	0	0	0	0	0
6. Auditing, actuarial and other consulting services .....	10,255,948	3,834,474	10,263,160	0	24,353,582
7. Traveling expenses .....	2,782,539	1,040,330	2,565,678	0	6,388,547
8. Marketing and advertising .....	5,716,097	2,137,123	6,554,246	0	14,407,466
9. Postage, express and telephone .....	5,340,436	1,996,672	4,924,221	0	12,261,329
10. Printing and office supplies .....	6,901,764	2,580,418	6,363,865	0	15,846,047
11. Occupancy, depreciation and amortization .....	2,645,586	989,127	2,439,399	0	6,074,112
12. Equipment .....	923,495	345,275	851,521	0	2,120,291
13. Cost or depreciation of EDP equipment and software .....	11,058,723	4,134,614	10,196,846	0	25,390,183
14. Outsourced services including EDP, claims, and other services .....	9,467,280	5,988,876	12,036,821	0	27,492,977
15. Boards, bureaus and association fees .....	140,722	52,613	129,754	0	323,089
16. Insurance, except on real estate .....	1,223,994	457,624	1,128,600	0	2,810,218
17. Collection and bank service charges .....	523,291	195,647	482,508	0	1,201,446
18. Group service and administration fees .....	2,879,549	1,074,551	2,653,090	0	6,607,190
19. Reimbursements by uninsured plans .....	0	0	(5,548,000)	0	(5,548,000)
20. Reimbursements from fiscal intermediaries .....	0	0	0	0	0
21. Real estate expenses .....	0	0	0	0	0
22. Real estate taxes .....	242,343	92,175	254,007	0	588,525
23. Taxes, licenses and fees:					
23.1 State and local insurance taxes .....	0	0	38,042	0	38,042
23.2 State premium taxes .....	0	0	119,079,833	0	119,079,833
23.3 Regulatory authority licenses and fees .....	0	0	595,835	0	595,835
23.4 Payroll taxes .....	4,806,486	1,828,169	5,037,785	0	11,672,440
23.5 Other (excluding federal income and real estate taxes) .....	0	0	0	0	0
24. Investment expenses not included elsewhere .....	0	0	0	382,833	382,833
25. Aggregate write-ins for expenses .....	18,617,808	4,060,072	9,982,191	0	32,660,071
26. Total expenses incurred (Lines 1 to 25) .....	191,029,723	71,001,018	306,028,554	382,833	(a) .....568,442,128
27. Less expenses unpaid December 31, current year .....	2,381,396	885,106	45,928,914	115,574	49,310,990
28. Add expenses unpaid December 31, prior year .....	4,016,387	2,272,328	45,475,186	101,647	51,865,548
29. Amounts receivable relating to uninsured plans, prior year .....	0	0	0	0	0
30. Amounts receivable relating to uninsured plans, current year .....	0	0	482,400	0	482,400
31. Total expenses paid (Lines 26 minus 27 plus 28 minus 29 plus 30) .....	192,664,714	72,388,240	306,057,226	368,906	571,479,086
DETAILS OF WRITE-INS					
2501. Information Technology .....	534,368	199,788	492,721	0	1,226,877
2502. Interest .....	106,776	39,921	28,190	0	174,887
2503. Managed Care & Network Access .....	3,750,126	29,782	(249,997)	0	3,529,911
2598. Summary of remaining write-ins for Line 25 from overflow page .....	14,226,538	3,790,581	9,711,277	0	27,728,396
2599. Totals (Lines 2501 thru 2503 plus 2598)(Line 25 above) .....	18,617,808	4,060,072	9,982,191	0	32,660,071

(a) Includes management fees of \$ .....326,488,636 to affiliates and \$ .....0 to non-affiliates.



EXHIBIT OF NET INVESTMENT INCOME

		1	2
		Collected During Year	Earned During Year
1.	U.S. government bonds .....	(a) .....2,673,741	.....2,667,061
1.1	Bonds exempt from U.S. tax .....	(a) .....0	.....0
1.2	Other bonds (unaffiliated) .....	(a) .....14,687,836	.....14,745,348
1.3	Bonds of affiliates .....	(a) .....0	.....0
2.1	Preferred stocks (unaffiliated) .....	(b) .....0	.....0
2.11	Preferred stocks of affiliates .....	(b) .....0	.....0
2.2	Common stocks (unaffiliated) .....	.....0	.....0
2.21	Common stocks of affiliates .....	.....0	.....0
3.	Mortgage loans .....	(c) .....0	.....0
4.	Real estate .....	(d) .....0	.....0
5	Contract Loans .....	.....0	.....0
6	Cash, cash equivalents and short-term investments .....	(e) .....8,974,153	.....8,991,479
7	Derivative instruments .....	(f) .....0	.....0
8.	Other invested assets .....	.....0	.....(1,862,470)
9.	Aggregate write-ins for investment income .....	.....0	.....0
10.	Total gross investment income .....	26,335,730	24,541,418
11.	Investment expenses .....		(g) .....382,833
12.	Investment taxes, licenses and fees, excluding federal income taxes .....		(g) .....0
13.	Interest expense .....		(h) .....0
14.	Depreciation on real estate and other invested assets .....		(i) .....0
15.	Aggregate write-ins for deductions from investment income .....		.....0
16.	Total deductions (Lines 11 through 15) .....		.....382,833
17.	Net investment income (Line 10 minus Line 16) .....		24,158,585
DETAILS OF WRITE-INS			
0901.	.....		
0902.	.....		
0903.	.....		
0998.	Summary of remaining write-ins for Line 9 from overflow page .....	.....0	.....0
0999.	Totals (Lines 0901 thru 0903 plus 0998) (Line 9, above) .....	0	0
1501.	.....		
1502.	.....		
1503.	.....		
1598.	Summary of remaining write-ins for Line 15 from overflow page .....		.....0
1599.	Totals (Lines 1501 thru 1503 plus 1598) (Line 15, above) .....		0

- (a) Includes \$ .....754,400 accrual of discount less \$ .....4,343,707 amortization of premium and less \$ .....1,092,494 paid for accrued interest on purchases.
- (b) Includes \$ .....0 accrual of discount less \$ .....0 amortization of premium and less \$ .....0 paid for accrued dividends on purchases.
- (c) Includes \$ .....0 accrual of discount less \$ .....0 amortization of premium and less \$ .....0 paid for accrued interest on purchases.
- (d) Includes \$ .....0 for company's occupancy of its own buildings; and excludes \$ .....0 interest on encumbrances.
- (e) Includes \$ .....167,642 accrual of discount less \$ .....93,152 amortization of premium and less \$ .....80,158 paid for accrued interest on purchases.
- (f) Includes \$ .....0 accrual of discount less \$ .....0 amortization of premium.
- (g) Includes \$. .....0 investment expenses and \$ .....0 investment taxes, licenses and fees, excluding federal income taxes, attributable to segregated and Separate Accounts.
- (h) Includes \$ .....0 interest on surplus notes and \$ .....0 interest on capital notes.
- (i) Includes \$ .....0 depreciation on real estate and \$ .....0 depreciation on other invested assets.

EXHIBIT OF CAPITAL GAINS (LOSSES)

		1	2	3	4	5
		Realized Gain (Loss) On Sales or Maturity	Other Realized Adjustments	Total Realized Capital Gain (Loss) (Columns 1 + 2)	Change in Unrealized Capital Gain (Loss)	Change in Unrealized Foreign Exchange Capital Gain (Loss)
1.	U.S. Government bonds .....	1,443,022	0	1,443,022	0	0
1.1	Bonds exempt from U.S. tax .....	0	0	0	0	0
1.2	Other bonds (unaffiliated) .....	3,060,349	0	3,060,349	0	0
1.3	Bonds of affiliates .....	0	0	0	0	0
2.1	Preferred stocks (unaffiliated) .....	0	0	0	0	0
2.11	Preferred stocks of affiliates .....	0	0	0	0	0
2.2	Common stocks (unaffiliated) .....	0	0	0	0	0
2.21	Common stocks of affiliates .....	0	0	0	0	0
3.	Mortgage loans .....	0	0	0	0	0
4.	Real estate .....	0	0	0	0	0
5.	Contract loans .....	0	0	0	0	0
6.	Cash, cash equivalents and short-term investments .....	13,541	0	13,541	5,683	0
7.	Derivative instruments .....	0	0	0	0	0
8.	Other invested assets .....	0	0	0	0	0
9.	Aggregate write-ins for capital gains (losses) .....	0	0	0	0	0
10.	Total capital gains (losses) .....	4,516,912	0	4,516,912	5,683	0
DETAILS OF WRITE-INS						
0901.	.....					
0902.	.....					
0903.	.....					
0998.	Summary of remaining write-ins for Line 9 from overflow page .....	0	0	0	0	0
0999.	Totals (Lines 0901 thru 0903 plus 0998) (Line 9, above) .....	0	0	0	0	0



EXHIBIT OF NON-ADMITTED ASSETS

	1	2	3
	Current Year Total Nonadmitted Assets	Prior Year Total Nonadmitted Assets	Change in Total Nonadmitted Assets (Col. 2 - Col. 1)
1. Bonds (Schedule D) .....	0	0	0
2. Stocks (Schedule D):			
2.1 Preferred stocks .....	0	0	0
2.2 Common stocks .....	0	0	0
3. Mortgage loans on real estate (Schedule B):			
3.1 First liens .....	0	0	0
3.2 Other than first liens.....	0	0	0
4. Real estate (Schedule A):			
4.1 Properties occupied by the company .....	0	0	0
4.2 Properties held for the production of income.....	0	0	0
4.3 Properties held for sale .....	0	0	0
5. Cash (Schedule E - Part 1), cash equivalents (Schedule E - Part 2) and short-term investments (Schedule DA) .....	0	0	0
6. Contract loans .....	0	0	0
7. Derivatives (Schedule DB) .....	0	0	0
8. Other invested assets (Schedule BA) .....	0	0	0
9. Receivables for securities .....	0	0	0
10. Securities lending reinvested collateral assets (Schedule DL) .....	0	0	0
11. Aggregate write-ins for invested assets .....	0	0	0
12. Subtotals, cash and invested assets (Lines 1 to 11) .....	0	0	0
13. Title plants (for Title insurers only) .....	0	0	0
14. Investment income due and accrued .....	0	0	0
15. Premiums and considerations:			
15.1 Uncollected premiums and agents' balances in the course of collection .....	62,119	22,845	(39,274)
15.2 Deferred premiums, agents' balances and installments booked but deferred and not yet due .....	0	0	0
15.3 Accrued retrospective premiums and contracts subject to redetermination .....	0	0	0
16. Reinsurance:			
16.1 Amounts recoverable from reinsurers .....	0	0	0
16.2 Funds held by or deposited with reinsured companies .....	0	0	0
16.3 Other amounts receivable under reinsurance contracts .....	0	0	0
17. Amounts receivable relating to uninsured plans .....	18,304	24,448	6,144
18.1 Current federal and foreign income tax recoverable and interest thereon .....	0	0	0
18.2 Net deferred tax asset .....	71,330	0	(71,330)
19. Guaranty funds receivable or on deposit .....	0	0	0
20. Electronic data processing equipment and software .....	0	0	0
21. Furniture and equipment, including health care delivery assets .....	0	0	0
22. Net adjustment in assets and liabilities due to foreign exchange rates .....	0	0	0
23. Receivable from parent, subsidiaries and affiliates .....	0	0	0
24. Health care and other amounts receivable .....	24,483,688	23,858,745	(624,943)
25. Aggregate write-ins for other than invested assets .....	14,706	12,246	(2,460)
26. Total assets excluding Separate Accounts, Segregated Accounts and Protected Cell Accounts (Lines 12 to 25) .....	24,650,147	23,918,284	(731,863)
27. From Separate Accounts, Segregated Accounts and Protected Cell Accounts .....	0	0	0
28. Total (Lines 26 and 27) .....	24,650,147	23,918,284	(731,863)
DETAILS OF WRITE-INS			
1101. ....			
1102. ....			
1103. ....			
1198. Summary of remaining write-ins for Line 11 from overflow page .....	0	0	0
1199. Totals (Lines 1101 thru 1103 plus 1198)(Line 11 above) .....	0	0	0
2501. Miscellaneous Receivable .....	7,626	2,547	(5,079)
2502. Prepaid Commissions .....	7,080	9,532	2,452
2503. Service Fee Billing .....	0	167	167
2598. Summary of remaining write-ins for Line 25 from overflow page .....	0	0	0
2599. Totals (Lines 2501 thru 2503 plus 2598)(Line 25 above) .....	14,706	12,246	(2,460)



EXHIBIT 1 - ENROLLMENT BY PRODUCT TYPE FOR HEALTH BUSINESS ONLY

Source of Enrollment	Total Members at End of					6 Current Year Member Months
	1 Prior Year	2 First Quarter	3 Second Quarter	4 Third Quarter	5 Current Year	
1. Health Maintenance Organizations .....	936,930	930,593	904,949	506,635	508,572	8,592,372
2. Provider Service Organizations .....	0	0	0	0	0	0
3. Preferred Provider Organizations .....	0	0	0	0	0	0
4. Point of Service .....	0	0	0	0	0	0
5. Indemnity Only .....	0	0	0	0	0	0
6. Aggregate write-ins for other lines of business.....	0	0	0	0	0	0
7. Total	936,930	930,593	904,949	506,635	508,572	8,592,372
DETAILS OF WRITE-INS						
0601. ....						
0602. ....						
0603. ....						
0698. Summary of remaining write-ins for Line 6 from overflow page .....	0	0	0	0	0	0
0699. Totals (Lines 0601 thru 0603 plus 0698) (Line 6 above)	0	0	0	0	0	0



ANNUAL STATEMENT FOR THE YEAR 2019 OF THE UnitedHealthcare Plan of the River Valley, Inc.

[illegible]



EXHIBIT 3 - HEALTH CARE RECEIVABLES

1 Name of Debtor	2 1 - 30 Days	3 31 - 60 Days	4 61 - 90 Days	5 Over 90 Days	6 Nonadmitted	7 Admitted
OptumRx, Inc. ....	47,367,937	1,139,510	1,345,362	152,407	200,915	49,804,301
0199998. Aggregate Pharmaceutical Rebate Receivables Not Individually Listed	0	0	0	0	0	0
0199999. Total Pharmaceutical Rebate Receivables	47,367,937	1,139,510	1,345,362	152,407	200,915	49,804,301
0299998. Aggregate Claim Overpayment Receivables Not Individually Listed	5,295,169	1,188,790	989,543	15,742,237	23,061,727	154,013
0299999. Total Claim Overpayment Receivables	5,295,169	1,188,790	989,543	15,742,237	23,061,727	154,013
0399998. Aggregate Loans and Advances to Providers Not Individually Listed	0	31	0	306,896	306,926	0
0399999. Total Loans and Advances to Providers	0	31	0	306,896	306,926	0
0499998. Aggregate Capitation Arrangement Receivables Not Individually Listed	0	0	0	0	0	0
0499999. Total Capitation Arrangement Receivables	0	0	0	0	0	0
0599998. Aggregate Risk Sharing Receivables Not Individually Listed	0	0	0	914,120	914,120	0
0599999. Total Risk Sharing Receivables	0	0	0	914,120	914,120	0
0699998. Aggregate Other Receivables Not Individually Listed	0	0	0	0	0	0
0699999. Total Other Receivables	0	0	0	0	0	0
.....						
.....						
.....						
.....						
.....						
.....						
.....						
.....						
.....						
0799999 Gross health care receivables	52,663,106	2,328,331	2,334,905	17,115,660	24,483,688	49,958,314



EXHIBIT 3A - ANALYSIS OF HEALTH CARE RECEIVABLES COLLECTED AND ACCRUED

Type of Health Care Receivable	Health Care Receivables Collected During the Year		Health Care Receivables Accrued as of December 31 of Current Year		5	6
	1 On Amounts Accrued Prior to January 1 of Current Year	2 On Amounts Accrued During the Year	3 On Amounts Accrued December 31 of Prior Year	4 On Amounts Accrued During the Year	Health Care Receivables in Prior Years (Columns 1 + 3)	Estimated Health Care Receivables Accrued as of December 31 of Prior Year
1. Pharmaceutical rebate receivables .....	47,141,648	89,221,919	40,485	49,964,731	47,182,133	51,306,075
2. Claim overpayment receivables .....	8,454,239	196,301,340	17,000,288	6,215,451	25,454,527	22,306,887
3. Loans and advances to providers .....	98,104	160,000	0	306,926	98,104	410,359
4. Capitation arrangement receivables .....	0	0	0	0	0	0
5. Risk sharing receivables .....	19,540	0	914,120	0	933,660	686,757
6. Other health care receivables.....	0	0	0	0	0	0
7. Totals (Lines 1 through 6)	55,713,531	285,683,259	17,954,893	56,487,108	73,668,424	74,710,078

Note that the accrued amounts in Columns 3, 4, and 6 are the total health care receivables, not just the admitted portion.



**EXHIBIT 4 - CLAIMS UNPAID AND INCENTIVE POOL, WITHHOLD AND BONUS (Reported and Unreported)**

21







## EXHIBIT 6 - AMOUNTS DUE TO PARENT, SUBSIDIARIES AND AFFILIATES

[illegible]



ANNUAL STATEMENT FOR THE YEAR 2019 OF THE UnitedHealthcare Plan of the River Valley, Inc.

EXHIBIT 7 PART 1- SUMMARY OF TRANSACTIONS WITH PROVIDERS

	1	2	3	4	5	6
Payment Method	Direct Medical Expense Payment	Column 1 as a % of Total Payments	Total Members Covered	Column 3 as a % of Total Members	Column 1 Expenses Paid to Affiliated Providers	Column 1 Expenses Paid to Non-Affiliated Providers
Capitation Payments:						
1. Medical groups .....	2,986,206	0.1	508,572	100.0	2,986,206	0
2. Intermediaries .....	106,565,912	2.5	508,572	100.0	46,913,327	59,652,585
3. All other providers .....	975,496	0.0	508,572	100.0	0	975,496
4. Total capitation payments .....	110,527,614	2.6	1,525,716	300.0	49,899,533	60,628,081
Other Payments:						
5. Fee-for-service .....	336,006,057	7.9	XXX	XXX	33,073,322	302,932,735
6. Contractual fee payments .....	3,787,462,821	89.0	XXX	XXX	27,314,526	3,760,148,295
7. Bonus/withhold arrangements - fee-for-service .....	0	0.0	XXX	XXX	0	0
8. Bonus/withhold arrangements - contractual fee payments .....	22,135,444	0.5	XXX	XXX	0	22,135,444
9. Non-contingent salaries .....	0	0.0	XXX	XXX	0	0
10. Aggregate cost arrangements .....	0	0.0	XXX	XXX	0	0
11. All other payments .....	0	0.0	XXX	XXX	0	0
12. Total other payments .....	4,145,604,322	97.4	XXX	XXX	60,387,848	4,085,216,474
13. TOTAL (Line 4 plus Line 12)	4,256,131,936	100%	XXX	XXX	110,287,381	4,145,844,555

EXHIBIT 7 - PART 2 - SUMMARY OF TRANSACTIONS WITH INTERMEDIARIES

1	2	3	4	5	6
NAIC Code	Name of Intermediary	Capitation Paid	Average Monthly Capitation	Intermediary's Total Adjusted Capital	Intermediary's Authorized Control Level RBC
	OptumHealth Care Solutions, LLC .....	696,416	58,035	0	0
	OptumRx, Inc. ....	39,851,822	3,320,985	0	0
	United Behavioral Health .....	2,687,516	223,960	0	0
	Ear Professionals International Corporation .....	3,677,574	306,464	0	0
	Iowa Carriers .....	6,404,282	1,067,380	0	0
	Tennessee Carriers .....	40,372,777	3,364,398	0	0
	Medical Transportation Management .....	12,875,525	1,430,614	0	0
9999999 Totals		106,565,912	XXX	XXX	XXX



EXHIBIT 8 - FURNITURE, EQUIPMENT AND SUPPLIES OWNED

		1	2	3	4	5	6
Description		Cost	Improvements	Accumulated Depreciation	Book Value Less Encumbrances	Assets Not Admitted	Net Admitted Assets
1.	Administrative furniture and equipment .....	NONE					
2.	Medical furniture, equipment and fixtures .....						
3.	Pharmaceuticals and surgical supplies .....						
4.	Durable medical equipment .....						
5.	Other property and equipment .....						
6.	Total						



## UNITEDHEALTHCARE PLAN OF THE RIVER VALLEY, INC.

### NOTES TO STATUTORY BASIS FINANCIAL STATEMENTS AS OF AND FOR THE YEARS ENDED DECEMBER 31, 2019 AND 2018

---

#### 1. SUMMARY OF SIGNIFICANT ACCOUNTING POLICIES AND GOING CONCERN

##### Organization and Operation

UnitedHealthcare Plan of the River Valley, Inc. (the "Company"), licensed as a health maintenance organization ("HMO"), offers its enrollees a variety of managed care programs and products through contractual arrangements with health care providers. Effective December 31, 2019, the Company is a wholly owned subsidiary of UnitedHealthcare, Inc. ("UHC"). Prior to December 31, 2019, the Company was a wholly-owned subsidiary of UnitedHealthcare Services Company of the River Valley, Inc. ("UHS-RV") which in turn was a wholly owned subsidiary of UHC. UHS-RV merged with and into UHC on December 31, 2019 resulting in UHC being the Company's immediate parent. UHC is a wholly owned subsidiary of United HealthCare Services, Inc. ("UHS"), a management corporation that provides services to the Company under the terms of a management agreement (the "Agreement"). UHS is a wholly owned subsidiary of UnitedHealth Group Incorporated ("UnitedHealth Group"). UnitedHealth Group is a publicly held company trading on the New York Stock Exchange.

The Company was incorporated on August 5, 1985, as an HMO and operations commenced in December 1985. The Company is certified as an HMO by the Illinois Department of Insurance ("IDOI"). The Company has entered into contracts with physicians, hospitals, and other health care provider organizations to deliver health care services for all enrollees. The Company is licensed in four states.

The Company offers comprehensive commercial products to employer groups. Each contract outlines the coverage provided and renewal provisions.

The Company had a contract with the Office of Personnel Management ("OPM") to provide health care services to employees of the Federal government under the Federal Employee Health Benefit Plan ("FEHBP"). This contract was discontinued effective January 1, 2019.

The Company serves as a plan sponsor offering the Dual Special Needs Plan ("DSNP") and Fully Integrated Dual Eligible Special Needs Plan ("FIDE-SNP") products to the dual-eligible population in the State of Tennessee and also continues to operate in a run-out capacity as a plan sponsor for the Medicare Parts A & B, along with Medicare Part D prescription drug insurance coverage (collectively "Medicare Plans") under contracts with the Centers for Medicare and Medicaid Services ("CMS"). A DSNP is a specialized type of Medicare Advantage Prescription Drug Plan ("MAPD") that is limited to dually eligible members and provides additional Medicaid coordination and clinical programs. The FIDE-SNP is a DSNP which coordinates the delivery of covered Medicare and Medicaid health and long-term care services, using aligned care management and specialty care network methods for high-risk beneficiaries and employs policies and procedures approved by CMS and the State to coordinate or integrate enrollment, member materials, communications, grievance and appeals, and quality improvement. The Company receives seven different payment elements either during the year or at final settlement in the subsequent year: CMS premium, member premium, CMS low-income premium subsidy, CMS catastrophic reinsurance subsidy, CMS low-income member cost-sharing subsidy, CMS risk share, and the CMS coverage gap discount program ("CGDP"). The applicable payment elements are received either during the year or at settlement in the subsequent year. Each component of the Medicare program is further defined throughout Note 1.

The Company participates state-wide as a contracted managed care organization ("MCO") in the State of Tennessee Bureau of TennCare ("TennCare") program. TennCare is a project authorized through a conditional waiver by CMS that replaced the State of Tennessee's Medicaid program on January 1, 1994. Uninsured individuals and Medicaid eligible individuals who enroll in the TennCare program receive prepaid health care through participating MCO's. The Company has risk arrangements with TennCare servicing individuals in the Middle Grand Region Tennessee, the West Grand Region Tennessee, and the East Grand Region Tennessee. The contract for all three Grand regions is effective through December 31, 2021 and subject to renewal provisions as outlined in the contract. The Company has contracts with TennCare to administer the Emergency Medical Services ("EMS"), Employment and Community First ("ECF"), Patient Centered Medical Home ("PCMH"), Hospital Directed Payments ("HDP"), and effective January 1, 2019, Medical Therapy Management ("MTM"), Physician Service ("PHY"), and Health Links ("HL") pass-through programs (see Note 18).

The Company offers the TennCare CHOICES in Long-Term Services and Supports ("CHOICES") Program for individuals in the Middle Grand Region Tennessee, the West Grand Region Tennessee, and the East Grand Region Tennessee which provides long-term care benefits to the uninsured individuals and Medicaid eligible individuals who are enrolled in the TennCare program and qualify for this benefit. The Company also offers the CHOICES 3 program for individuals who qualify for CHOICES but are considered at-risk for nursing facility care.



The Company had a contract with the State of Iowa, Department of Human Services (“IA DHS”), to deliver high quality health care services for the Iowa Health Link, which includes Hawk-i (a program for uninsured children) eligible beneficiaries in Iowa. This contract was discontinued effective June 30, 2019, with all impacted members transitioned to the remaining carriers with a July 1, 2019 effective date. This contract represented 47.9% and 48.7% of total direct premiums written as of June 30, 2019 and December 31, 2018, respectively. The Company had contracts with IA DHS to administer the Graduate Medical Education Program (“GME”) and University of Iowa Health Care Physician Supplemental Program (“UIHCP”) pass-through programs (see Note 18).

A. Accounting Practices

The statutory basis financial statements of the Company are presented on the basis of accounting practices prescribed or permitted by the IDOI.

The IDOI recognizes only statutory accounting practices, prescribed or permitted by the State of Illinois, for determining and reporting the financial condition and results of operations of an HMO for determining its solvency under Illinois Insurance Law. The state prescribes the use of the National Association of Insurance Commissioners’ (“NAIC”) Accounting Practices and Procedures manual (“NAIC SAP”) in effect for the accounting periods covered in the statutory basis financial statements.

No significant differences exist between the practices prescribed or permitted by the State of Illinois and the NAIC SAP which materially affect the statutory basis net income (loss) and capital and surplus, as illustrated in the table below:

	SSAP #	F/S Page #	F/S Line #	December 31, 2019	December 31, 2018
<b>Net Income (Loss)</b>					
(1) Company state basis (Page 4, Line 32, Columns 2 & 3)	XXX	XXX	XXX	\$ 157,573,036	\$ (29,958,562)
(2) State prescribed practices that are an increase/(decrease) from NAIC SAP: Not Applicable				-	-
(3) State permitted practices that are an increase/(decrease) from NAIC SAP: Not Applicable				-	-
(4) NAIC SAP (1 - 2 - 3 = 4)	XXX	XXX	XXX	<u>\$ 157,573,036</u>	<u>\$ (29,958,562)</u>
<b>Capital and Surplus</b>					
(5) Company state basis (Page 3, Line 33, Columns 3 & 4)	XXX	XXX	XXX	\$ 615,878,537	\$ 462,998,137
(6) State prescribed practices that are an increase/(decrease) from NAIC SAP: Not Applicable				-	-
(7) State permitted practices that are an increase/(decrease) from NAIC SAP: Not Applicable				-	-
(8) NAIC SAP (5 - 6 - 7 = 8)	XXX	XXX	XXX	<u>\$ 615,878,537</u>	<u>\$ 462,998,137</u>

B. Use of Estimates in the Preparation of the Statutory Basis Financial Statements

The preparation of these statutory basis financial statements in conformity with the NAIC Annual Statement Instructions and the NAIC SAP include certain amounts that are based on the Company’s estimates and judgments. These estimates require the Company to apply complex assumptions and judgments, often because the Company must make estimates about the effects of matters that are inherently uncertain and will change in subsequent periods. The most significant estimates relate to hospital and medical benefits, claims unpaid, aggregate health policy reserves (including medical loss ratio rebates and premium deficiency reserves (“PDR”)) (see Note 21, Note 24, and Note 30), aggregate health claim reserves, and risk adjustment estimates. The Company adjusts these estimates each period as more current information becomes available. The impact of any changes in estimates is included in the determination of net income (loss) in the period in which the estimate is adjusted.

C. Accounting Policy

**Basis of Presentation** — The Company prepares its statutory basis financial statements on the basis of accounting practices prescribed or permitted by the IDOI. These statutory practices differ from accounting principles generally accepted in the United States of America (“GAAP”).



Accounting policy disclosures that are required by the NAIC Annual Statement instructions are as follows:

- (1–2) Bonds and short-term investments are stated at book/adjusted carrying value if they meet NAIC designation of one or two and stated at the lower of book/adjusted carrying value or fair value if they meet an NAIC designation of three or higher. The Company does not have any mandatory convertible securities or Securities Valuation Office of the NAIC (“SVO”) identified funds (i.e.: exchange traded funds or bond mutual funds) in its bond portfolio. Amortization of bond premium or accretion of discount is calculated using the constant-yield interest method. Bonds and short-term investments are valued and reported using market prices published by the SVO in accordance with the NAIC Valuation of Securities manual prepared by the SVO or an external pricing service;
- (3–4) The Company holds no common or preferred stock;
- (5) The Company holds no mortgage loans on real estate;
- (6) U.S. government and agency securities and corporate debt securities include loan-backed securities (mortgage-backed securities and asset-backed securities), which are valued using the retrospective adjustment methodology. Prepayment assumptions for the determination of the book/adjusted carrying value, commonly referred to as amortized cost, of loan-backed securities are based on a three-month constant prepayment rate history obtained from external data source vendors. The Company’s investment policy limits investments in nonagency residential mortgage-backed securities, including home equity and sub-prime mortgages, to 10% of total cash and invested assets. Total combined investments in mortgage-backed securities and asset-backed securities cannot exceed more than 30% of total cash and invested assets;
- (7) The Company holds no investments in subsidiaries, controlled, or affiliated entities;
- (8) The Company has no investment interests with respect to joint ventures, partnerships, or limited liability companies
- (9) The Company holds no derivatives;
- (10) PDR (inclusive of conversion reserves) and the related expenses are recognized when it is probable that expected future health care expenses, claims adjustment expenses (“CAE”), direct administration costs, and an allocation of indirect administration costs under a group of existing contracts will exceed anticipated future premiums and reinsurance recoveries considered over the remaining lives of the contracts, and are recorded as aggregate health policy reserves in the statutory basis statements of admitted assets, liabilities, and capital and surplus. Indirect administration costs arise from activities that are not specifically identifiable to a specific group of existing contracts, and therefore, those costs are fully allocated among the various contract groupings. The allocation of indirect administration costs to each contract grouping is made proportionately to the expected margins remaining in the premiums after future health care expenses, CAE, and direct administration costs are considered. The data and assumptions underlying such estimates and the resulting reserves are periodically updated, and any adjustments are reflected as decrease in reserves for accident and health contracts in the statutory basis statements of operations in the period in which the change in estimate is identified. The Company anticipates investment income as a factor in the PDR calculation (see Note 30);
- (11) CAE are those costs expected to be incurred in connection with the adjustment and recording of accident and health claims. Pursuant to the terms of the Agreement (see Note 10), the Company pays a management fee to its affiliate, UHS, in exchange for administrative and management services. A detailed review of the administrative expenses of the Company and UHS is performed to determine the allocation between CAE and general administrative expenses (“GAE”) to be reported in the statutory basis statements of operations. It is the responsibility of UHS to pay CAE in the event the Company ceases operations. The Company has recorded an estimate of unpaid CAE associated with incurred but unpaid claims, which is included in unpaid CAE in the statutory basis statements of admitted assets, liabilities, and capital and surplus. Management believes the amount of the liability for unpaid CAE as of December 31, 2019 is adequate to cover the Company’s cost for the adjustment and recording of unpaid claims; however, actual expenses may differ from those established estimates. Adjustments to the estimates for unpaid CAE are reflected in operating results in the period in which the change in estimate is identified;
- (12) The Company does not carry any fixed assets in the statutory basis financial statements;



- (13) Health care receivables consist of pharmacy rebates receivable estimated based on the most currently available data from the Company's claims processing systems and from data provided by the Company's affiliated pharmaceutical benefit manager, OptumRx, Inc. ("OptumRx"). Health care receivables also include receivables for amounts due to the Company for claim overpayments to providers, hospitals, and other health care organizations. Health care receivables are considered nonadmitted assets under the NAIC SAP if they do not meet admissibility requirements. Accordingly, the Company has excluded receivables that do not meet the admissibility criteria from the statutory basis statements of admitted assets, liabilities, and capital and surplus (see Note 28).

The Company has also deemed the following to be significant accounting policies and/or differences between statutory practices and GAAP:

## **ASSETS**

### ***Cash and Invested Assets***

- Bonds include U.S. government and agency securities, state and agency municipal securities, city and county municipal securities, and corporate debt securities, with a maturity of greater than one year at the time of purchase;
- Certain debt investments categorized as available-for-sale or held-to-maturity under GAAP are presented at the lower of book/adjusted carrying value or fair value in accordance with the NAIC designations in the statutory basis financial statements, whereas under GAAP, these investments are shown at fair value or book/adjusted carrying value, respectively;
- Cash, cash equivalents, and short-term investments in the statutory basis financial statements represent cash balances and investments with original maturities of one year or less from the time of acquisition, whereas under GAAP, the corresponding caption of cash, cash equivalents, and short-term investments includes cash balances and investments that will mature in one year or less from the balance sheet date;
- Cash represents cash held by the Company in operating accounts;
- Cash equivalents include money-market funds and U.S. treasury bills. Cash equivalents have original maturity dates of three months or less from the date of acquisition. Cash equivalents, excluding money-market funds, are reported at cost or book/adjusted carrying value depending on the nature of the underlying security, which approximates fair value. Money-market funds are reported at fair value or net asset value ("NAV") as a practical expedient;
- Short-term investments include U.S. government and agency securities and corporate debt securities. Short-term investments have a maturity of greater than three months but less than one year at the time of purchase. Short-term investments also consist of the Company's share of an investment pool sponsored and administered by UHS. The investment pool consists principally of investments with original maturities of less than one year, with the average life of the individual investments being less than 60 days. The Company's share of the pool represents an undivided ownership interest in the pool and is immediately convertible to cash at no cost or penalty. The participants within the pool have an individual fund number to track those investments owned by the Company. In addition, the Company is listed as a participant in the executed custodial agreement between UHS and the custodian whereby the Company's share in the investment pool is segregated and separately maintained. The pool is primarily invested in government obligations, commercial paper, certificates of deposit, and short-term agency notes and is recorded at cost or book/adjusted carrying value depending on the composition of the underlying securities. Interest income from the pool accrues daily to participating members based upon ownership percentage;
- Realized capital gains and losses on sales of investments are calculated based upon specific identification of the investments sold. These gains and losses are reported as net realized capital gains (losses) less capital gains tax in the statutory basis statements of operations;
- The Company continually monitors the difference between amortized cost and estimated fair value of its investments. If any of the Company's investments experience a decline in value that the Company has determined is other-than-temporary, or if the Company has determined it will sell a security that is in an impaired status, the Company will record a realized loss in net realized capital gains (losses) less capital gains tax in the statutory basis statements of operations. The new cost basis is not changed for subsequent recoveries in fair value. The prospective adjustment method is utilized for loan-backed securities for periods subsequent to the loss recognition. The Company recognized other-than-temporary impairments ("OTTI") of \$0 and \$49,839 for the years ended December 31, 2019 and 2018, respectively.



- The NAIC SAP requires the following captions to be taken into consideration in the reconciliation of the statutory basis statements of cash flows: cash, including cash overdrafts, cash equivalents, and short-term investments, which can include restricted cash reserves, with original maturities of one year or less from the time of acquisition, whereas under GAAP, pursuant to Accounting Standards Update 2016-18, *Statement of Cash Flows, Restricted Cash*, the statements of cash flows reconcile the corresponding captions of cash, cash equivalents and restricted cash reserves with maturities of three months or less. Short-term investments with a final maturity of one year or less from the balance sheet date are not included in the reconciliation of GAAP cash flows. In addition, there are classification differences within the presentation of the cash flow categories between GAAP and NAIC SAP. The statutory basis statements of cash flows are prepared in accordance with the NAIC Annual Statement Instructions.
- **Other Invested Assets** — Other invested assets include low-income housing tax credit (“LIHTC”) investments which are stated at book/adjusted carrying value, which approximates fair value in the statutory basis statements of admitted assets, liabilities and capital and surplus.

**Other Assets**

- **Investment Income Due and Accrued** — Investment income earned and due as of the reporting date, in addition to investment income earned but not paid or collected until subsequent periods, is reported as investment income due and accrued in the statutory basis statements of admitted assets, liabilities, and capital and surplus. The Company evaluates the collectability of the amounts due and accrued and amounts determined to be uncollectible are written off in the period in which the determination is made. In addition, the remaining balance is assessed for admissibility and any balance greater than 90 days past due is considered a nonadmitted asset.
- **Premiums and Considerations** — The Company reports uncollected premium balances from its insured members, groups, CMS, and state Medicaid agencies as premiums and considerations in the statutory basis statements of admitted assets, liabilities, and capital and surplus. Uncollected premium balances that are over 90 days past due, with the exception of amounts due from government insured plans, are considered nonadmitted assets. In addition to those balances, current balances are also considered nonadmitted if the corresponding balance greater than 90 days past due is deemed more than inconsequential. Premiums and considerations also include the following (see Note 24):
  - a) Risk adjustment receivables as defined in Section 1343 of the Affordable Care Act (“ACA”). Premium adjustments are based upon the risk scores (health status) of enrollees participating in risk adjustment covered plans, rather than the actual loss experience of the insured. Effective for 2018 benefit plan year, the risk adjustments and distributions are calculated using a high-cost risk pool which adds a reinsurance-like element to this program. A risk adjustment receivable is recorded when the Company estimates its average actuarial risk score for policies included in this program is greater than the average actuarial risk scores in that market and state risk pool;
  - b) CMS risk corridor receivables for which adjustments are based on whether the ultimate per member per month (“PMPM”) benefit costs of any Medicare program plan varies more than 5% above the level estimated in the original bid submitted by the Company and approved by CMS;
  - c) CMS risk adjustment receivables. The risk adjustment model apportions premiums paid to all health plans according to the health severity and certain demographic factors of its enrollees. The CMS risk adjustment model pays more for members whose medical history indicates they have certain medical conditions. Under this risk adjustment methodology, CMS calculates the risk-adjusted premium payment using diagnosis data from hospital inpatient, hospital outpatient, and physician treatment settings. The Company and health care providers collect, capture, and submit the necessary and available diagnosis data to CMS within prescribed deadlines. The Company estimates risk adjustment revenues based upon the diagnosis data submitted and expected to be submitted to CMS. The Company recognizes such changes when the amounts become determinable and supportable and collectability is reasonably assured.
  - d) Premium withhold receivables from TennCare and IA DHS which are calculated as a percentage of the respective capitation rates based on the Company’s estimate of performance metrics that have been met as of the financial statement date (see Note 24);
  - e) Risk adjustment receivable from IA DHS which represents adjustments to revenue that are based on a calculation performed by IA DHS consultants for each MCO participating in the program (see Note 24);



- f) Risk pool receivables for Home Based Habilitation Services from IA DHS which are calculated as a percentage of the Iowa Medicaid fee-for-service schedule for the submitted claims (see Note 24); and
- g) Pay for performance program receivables based upon the Company's performance against various quality and operational measures established in the Company's contract with TennCare which is based on a stated percentage of total direct premiums written (see Note 24).

Premium adjustments for the CMS risk corridor program are accounted for as premium adjustments subject to retrospectively rated features (see Note 24). Premium adjustments for the ACA Section 1343 risk adjustment, CMS risk adjustment, TennCare premium withholds, IA DHS premium withholds, IA DHS risk adjustment, IA DHS risk pool program, and the TennCare pay for performance program are accounted for as premium adjustments subject to redetermination (see Note 21 and Note 24).

- **Amounts Receivable Relating to Uninsured Plans** — The Company reports amounts due to the Company from CMS and state Medicaid agencies for the administrative activities it performs for which it has no insurance risk as amounts receivable relating to uninsured plans (see Note 18). Amounts receivable relating to uninsured plans includes the following:
  - a) Costs incurred in excess of the cost reimbursement under the Medicare program for the catastrophic reinsurance subsidy and the low-income member cost-sharing subsidy for the individual members. The Company is fully reimbursed by CMS for costs incurred for these contract elements, and accordingly, there is no insurance risk to the Company. Subsidies for individual members are received monthly and are not reflected as net premium income, but rather are accounted for as deposits. If the Company incurs costs in excess of these subsidies, a corresponding receivable is recorded. Related cash flows are presented within operating expenses paid within net cash (used in) provided by operations in the statutory basis statements of cash flows;
  - b) ACA mandates consumer discounts of 70% in 2019 and 50% in 2018 on brand name prescription drugs for Part D plan participants in the coverage gap. As part of the CGDP, the Company records a receivable from the pharmaceutical manufacturers for reimbursement of the discounts. Related cash flows are presented within operating expenses paid within net cash (used in) provided by operations in the statutory basis statements of cash flows. The Company solely administers the application of these funds and has no insurance risk;
  - c) The Company records a receivable related to the administration of TennCare's pharmaceutical benefit program ("PBM"). The PBM submits weekly invoices to the Company that reflects the total payment amount to be made to the TennCare pharmacy providers. When the invoice is received, the Company records a PBM receivable in amounts receivable relating to the uninsured plans. The Company will then receive a reimbursement for the invoice from TennCare and remits the amounts receivable to the PBM. The Company records a premium tax receivable for any amounts due from TennCare that remains unremitted at month-end, which is included in amounts receivable relating to uninsured plans in the statutory basis statements of admitted assets, liabilities, and capital and surplus. The Company has no financial or member risk as a result of this relationship. The Company is operating in a pass-through capacity only;
  - d) The Company records a receivable for the amount due from TennCare for the administration of TennCare's ECF program which is included in amounts receivable relating to uninsured plans in the statutory basis statements of admitted assets, liabilities, and capital and surplus. This receivable consists of unreimbursed administration service fees, amounts due from TennCare for payments made/to be made to providers for members who have received ECF benefits, and any corresponding premium tax receivable due from TennCare that remains unremitted at month end. The Company has no financial or member risk for the benefits provided under the ECF program and is operating in a pass through capacity only;
  - e) The Company records receivables for the amounts due from TennCare for the administration of TennCare's EMS, PCMH, HDP, MTM, PHY, and HL programs which are included in amounts receivable relating to uninsured plans in the statutory basis statements of admitted assets, liabilities, and capital and surplus. These receivables consist of amounts due from TennCare for payments made/to be made to providers for members who have received EMS, PCMH, HDP, MTM, PHY, and HL benefits and any corresponding premium tax receivable due from TennCare that remains unremitted at month end. The Company has no financial or member risk for the benefits provided under the EMS, PCMH, HDP, MTM, PHY, and HL programs and is operating in a pass through capacity only; and



- f) The Company records receivables for the amounts due from IA DHS for the administration of enhanced rate payments related to the GME and the UIHCP programs through non-risk payments, which are included in amounts receivable relating to uninsured plans in the statutory basis statements of admitted assets, liabilities, and capital and surplus. The Company has no financial or member risk related to these payments and is operating in a pass through capacity only.
- **Current Federal Income Tax Recoverable** — The Company is included in the consolidated federal income tax return with its ultimate parent, UnitedHealth Group, under which taxes approximate the amount that would have been computed on a separate company basis, with the exception of net operating losses and capital losses. For these losses, the Company receives a benefit at the federal rate in the current year for current taxable losses incurred in that year to the extent losses can be utilized in the consolidated federal income tax return of UnitedHealth Group. A current federal income tax recoverable is recognized when the Company's allocated intercompany estimated payments are more than its actual calculated obligation based on the Company's stand-alone federal income tax return (see Note 9).
- **Net Deferred Tax Asset** — The NAIC SAP provides for an amount to be recorded for deferred taxes on temporary differences between the financial reporting and tax bases of assets, subject to a valuation allowance and admissibility limitations on deferred tax assets (see Note 9). In addition, under the NAIC SAP, the change in deferred tax assets is recorded directly to unassigned surplus in the statutory basis financial statements, whereas under GAAP, the change in deferred tax assets is recorded as a component of the income tax provision within the income statement and is based on the ultimate recoverability of the deferred tax assets. Based on the admissibility criteria under the NAIC SAP, any deferred tax assets determined to be nonadmitted are charged directly to surplus and excluded from the statutory basis financial statements, whereas under GAAP, such assets are included in the balance sheet.
- **Administrative Transitional Payment Receivable**—The Company recorded a receivable from IA DHS for new member administrative expenses of \$5,000,000 as of December 31, 2018, which is included in administrative transitional payment receivable in the statutory basis statements of admitted assets, liabilities, and capital and surplus and as a reduction to general administrative expenses in the statutory basis statements of operations. The reimbursement for these administrative expenses was received in 2019.

## **LIABILITIES**

- **Claims Unpaid and Aggregate Health Claim Reserves** — Claims unpaid and aggregate health claim reserves include claims processed but not yet paid, estimates for claims received but not yet processed, estimates for the costs of health care services enrollees have received but for which claims have not yet been submitted, and payments and liabilities for physician, hospital, and other medical costs disputes.

The estimates for incurred but not yet reported claims are developed using an actuarial process that is consistently applied, centrally controlled, and automated. The actuarial models consider factors such as historical submission and payment data, cost trends, customer and product mix, seasonality, utilization of health care services, contracted service rates, and other relevant factors. The Company estimates such liabilities for physician, hospital, and other medical cost disputes based upon an analysis of potential outcomes, assuming a combination of litigation and settlement strategies. These estimates may change as actuarial methods change or as underlying facts upon which estimates are based change. The Company did not change actuarial methods during 2019 and 2018. Management believes the amount of claims unpaid and aggregate health claim reserves is a best estimate of the Company's liability for unpaid claims and aggregate health claim reserves as of December 31, 2019; however, actual payments may differ from those established estimates.

The Company contracts with hospitals, physicians, and other providers of health care under capitated or discounted fee for service arrangements, including a hospital per diem to provide medical care services to enrollees. Some of these contracts are with related parties (see Note 10). Capitated providers are at risk for the cost of medical care services provided to the Company's enrollees; however, the Company is ultimately responsible for the provision of services to its enrollees should the capitated provider be unable to provide the contracted services.



- **Accrued Medical Incentive Pool and Bonus Amounts** — The Company has agreements with certain independent physicians and physician network organizations that provide for the establishment of a fund into which the Company places monthly premiums payable for members assigned to the physician. The Company manages the disbursement of funds from this account as well as reviews the utilization of nonprimary care medical services of members assigned to the physicians. Any surpluses in the fund are shared by the Company and the physician based upon predetermined risk-sharing percentage and the liability is included in accrued medical incentive pool and bonus amounts in the statutory basis statements of admitted assets, liabilities, and capital and surplus. The Company also has incentive and bonus arrangements with providers that are based on quality, utilization, and/or various health outcome measures. The estimated amount due to providers that meet the established metrics is included in accrued medical incentive pool and bonus amounts in the statutory basis statements of admitted assets, liabilities, and capital and surplus.
- **Aggregate Health Policy Reserves** — The Company establishes a liability for estimated accrued retrospective and redetermination premiums due from the Company based on the actuarial method and assumptions for each respective contract. Aggregate health policy reserves also include:
  - a) Risk adjustment payables as defined in Section 1343 of the ACA. Premium adjustments are based upon the risk scores (health status) of enrollees participating in risk adjustment covered plans, rather than the actual loss experience of the insured. Effective for 2018 benefit plan year, the risk adjustments and distributions are calculated using a high-cost risk pool which adds a reinsurance-like element to this program. A risk adjustment payable is recorded when the Company estimates its average actuarial risk score for policies included in this program is less than the average actuarial risk scores in that market and state risk pool (see Note 24);
  - b) CMS risk corridor payables for which adjustments are based on whether the ultimate PMPM benefit costs of any Medicare program plan varies more than 5% below the level estimated in the original bid submitted by the Company and approved by CMS (see Note 24);
  - c) CMS risk adjustment payables. The risk adjustment model apportions premiums paid to all health plans according to the health severity and certain demographic factors of its enrollees. The CMS risk adjustment model pays more for members whose medical history indicates they have certain medical conditions. Under this risk adjustment methodology, CMS calculates the risk-adjusted premium payment using diagnosis data from hospital inpatient, hospital outpatient, and physician treatment settings. The Company and health care providers collect, capture, and submit the necessary and available diagnosis data to CMS within prescribed deadlines. If diagnosis data submitted to CMS needs to be corrected or deleted, the revised diagnosis data can be re-submitted. The Company estimates reductions to risk adjustment revenues and corresponding change in CMS risk adjustment payables based upon the diagnosis data submitted and expected to be submitted to CMS. The Company recognizes such changes when the amounts become determinable and supportable (see Note 24);
  - d) Estimated recoupment reserves for the rate differential between the TennCare capitation rate and the CHOICES 3 capitation rate for TennCare Medicaid members that the state has identified at-risk for nursing facility care that have not received home and community based services or nursing facility services within any 30 day period in which a member was enrolled in the CHOICES 3 program (see Note 21);
  - e) TennCare estimated risk adjustment payables. The base capitation rates are adjusted annually by the State based on each MCO's health risk assessment scores. Health plan risk assessment scores are calibrated annually for the purpose of monitoring shifts in enrollment. If there is a significant change in health plan risk assessment scores, TennCare may adjust the original base capitation rates and redistribute across participating MCOs (see Note 24);
  - f) Commercial retrospectively rated contract payables. The Company has a contract with Ankeny Community School District that includes a retrospectively rated premium feature. The Company is subject to premium adjustments based on a medical target (see Note 24);
  - g) Estimated rebates payable on the comprehensive commercial and Medicare, including DSNP products. If the medical loss ratios on these fully insured products, as calculated under the definitions of the ACA and implementing regulations, fall below certain targets. The Company is required to rebate the ratable portions of the premiums annually (see Note 24); and
  - h) The estimated amount for PDR (see Note 30).



- **Premiums Received in Advance** — Premiums received in full for the policies processed during the current period, but prior to the commencement of the service period, are recorded as premiums received in advance in the statutory basis statements of admitted assets, liabilities, and capital and surplus.
- **General Expenses Due or Accrued** — General expenses that are due as of the reporting date in addition to general expenses that have been incurred but are not due until a subsequent period are reported as general expenses due or accrued in the statutory basis statements of admitted assets, liabilities, and capital and surplus. General expenses due or accrued also include the amounts for unpaid assessments, premium taxes, state income taxes and the unpaid portion of the contributions required under the ACA risk adjustment program (see Note 24).

The Company has a liability related to the administration of TennCare's PBM and TennCare's ECF, EMS, PCMH, MTM, PHY, and HL pass-through programs for premium taxes payable for amounts received from TennCare that remain unremitted at month end. These amounts are included in general expenses due or accrued in the statutory basis statements of admitted assets, liabilities, and capital and surplus. The Company has no financial or member risk as a result of these programs. The Company is operating in a pass through capacity only.

- **Current Federal Income Taxes Payable** — The Company is included in the consolidated federal income tax return with its ultimate parent, UnitedHealth Group under which taxes approximate the amount that would have been computed on a separate company basis, with the exception of net operating losses and capital losses. For these losses, the Company receives a benefit at the federal rate in the current year for current taxable losses incurred in that year to the extent losses can be utilized in the consolidated federal income tax return of UnitedHealth Group. A liability for federal income taxes payable is recognized when its allocated intercompany estimated payments are less than its actual calculated obligation based on the Company's stand-alone federal income tax return (see Note 9).
- **Remittances and Items Not Allocated** — Remittances and items not allocated generally represent monies received from policyholders for monthly premium billings or providers that have not been specifically identified or applied prior to year-end. The majority is from monies received in the lockbox account on the last day of the year.
- **Amounts Due to Parent, Subsidiaries, and Affiliates, Net** — In the normal course of business, the Company has various transactions with related parties (see Note 10). The Company reports any unsettled amounts owed as amounts due to parent, subsidiaries, and affiliates, net, in the statutory basis statements of admitted assets, liabilities, and capital and surplus.
- **Liability for Amounts Held Under Uninsured Plans** — Liability for amounts held under uninsured plans represents amounts due from the Company to CMS and state Medicaid agencies for the administrative activities it performs for which it has no insurance risk (see Note 18). Liability for amounts held under uninsured plans includes the following:
  - a) ACA mandates consumer discounts of 70% in 2019 and 50% in 2018 on brand name prescription drugs for Part D plan participants in the coverage gap. These discounts are pre-funded for the individual members by CMS and a liability for the amount subject to recoupment is recorded in liability for amounts held under uninsured plans in the statutory basis statements of admitted assets, liabilities, and capital and surplus. Related cash flows are presented within operating expenses paid within net cash used in operations in the statutory basis statements of cash flows. The Company solely administers the application of these funds and has no insurance risk; and
  - b) The Company records payables related to the administration of TennCare's ECF, EMS, PCMH, HDP, MTM, PHY, and HL programs and IA DHS' GME and UIHCP programs for amounts due to providers that have provided services to the members that remain unpaid as of month end which are included in liability for amounts held under uninsured plans in the statutory basis statements of admitted assets, liabilities, and capital and surplus. The Company has no financial or member risk for the benefits provided under these programs and is operating in a pass through capacity only.

#### **CAPITAL AND SURPLUS AND MINIMUM STATUTORY REQUIREMENTS**

- **Nonadmitted Assets** — Certain assets, including certain aged premium receivables, certain health care receivables, certain deferred tax assets, prepaid expenses, and certain amounts receivable relating to uninsured plans, are considered nonadmitted assets under the NAIC SAP and are excluded from the statutory basis statements of admitted assets, liabilities, and capital and surplus and charged directly to unassigned surplus. Under GAAP, such assets are included in the balance sheet.



- **Restricted Cash Reserves** — The Company held regulatory deposits in the amount of \$38,746,330 and \$38,519,034 as of December 31, 2019 and 2018, respectively, in compliance with the various state requirements for qualification purposes as a domestic and foreign insurer. These restricted cash reserves consist principally of government obligations and are stated at book/adjusted carrying value, which approximates fair value. These restricted deposits are included in bonds and short-term investments in the statutory basis statements of admitted assets, liabilities, and capital and surplus. Interest earned on these deposits accrues to the Company.
- **Minimum Capital and Surplus** — Under the laws of the State of Illinois, the IDOI requires the Company to maintain net worth of \$300,000 and a special contingency reserve of 5% of its net earned subscription revenue for health care services through December 31st of the year in which certified. In subsequent years, the organization must accumulate additions to the reserve in an amount equal to 2% of its net earned subscription revenue for each calendar year. Additional accumulations will no longer be required when the total special contingency reserve reaches \$1,500,000. The Company's accumulated reserve reached \$1,500,000 during 1989.

The Company has reported the IDOI minimum capital and surplus requirement of \$1,500,000, calculated pursuant to state statutes governing HMOs, as aggregate write-ins for other than special surplus funds, contingency reserve, in the statutory basis statements of admitted assets, liabilities, and capital and surplus, whereas under GAAP, such reserves are included in retained earnings.

Risk-based capital ("RBC") is a regulatory tool for measuring the minimum amount of capital appropriate for a managed care organization to support its overall business operations in consideration of its size and risk profile. The IDOI requires the Company to maintain minimum capital and surplus equal to the greater of the state statute as outlined above, or the level needed to avoid action pursuant to the trend test in the RBC formula.

The Company is also subject to minimum capital and surplus requirements in other states where it is licensed to do business.

The Company has \$615,878,537 and \$462,998,137 in total statutory basis capital and surplus as of December 31, 2019 and 2018, respectively, which is in compliance with the required amounts where it is licensed to do business.

- **Section 9010 ACA Subsequent Fee Year Assessment** — The Company is subject to the Section 9010 ACA subsequent fee year assessment. Under the NAIC SAP, an amount equal to the estimated subsequent year fee must be apportioned out of unassigned surplus and reported as Section 9010 ACA subsequent fee year assessment, in the statutory basis statements of admitted assets, liabilities, and capital and surplus, whereas under GAAP, no such special surplus designation is required. In accordance with the 2019 Health Insurer Fee ("HIF") moratorium, no HIF was payable in 2019, therefore no amounts were apportioned out of unassigned surplus in the 2018 statutory basis statements of admitted assets, liabilities, and capital and surplus.

## **STATEMENTS OF OPERATIONS**

- **Net Premium Income and Change in Reserve for Rate Credits** — Revenues consist of net premium income that is recognized in the period in which enrollees are entitled to receive health care services. Net premium income is shown net of reinsurance premiums paid and reinsurance premiums incurred but not paid in the statutory basis statements of operations.

Comprehensive commercial health plans with medical loss ratios on fully insured products, as calculated under the definitions in the ACA (see Note 14) and implementing regulations, that fall below certain targets are required to rebate ratable portions of premiums annually. The Company classifies its estimated rebates as change in reserve for rate credits in the statutory basis statements of operations.

Pursuant to Section 1343 of the ACA, the Company records premium adjustments for changes to the risk adjustment balances which are reflected in net premium income, in the statutory basis statements of operations.

Net premium income includes retroactive run-out premiums from the Medicare Parts A & B along with Medicare Part D prescription drug insurance coverage program and current premiums for the DSNP and FIDE-SNP from CMS, which includes CMS premiums, including amounts pursuant to the CMS risk adjustment program, member premiums, and the CMS low-income premium subsidy for the Company's insurance risk coverage. Net premium income is recognized ratably over the period in which eligible individuals are entitled to receive health care services and prescription drug benefits.



The Company also records estimates related to the CMS risk corridor program. Changes to these estimates are reflected as change in reserve for rate credits in the statutory basis statements of operations.

The Company's Medicare Plans are subject to medical loss ratio requirements under the ACA. Plans with medical loss ratios that fall below certain targets are required to rebate ratable portions of premiums annually. The Company classifies its estimated rebates as change in reserve for rate credits in the statutory basis statements of operations.

Net premium income includes amounts paid by TennCare for the membership enrolled under the at-risk agreement. Premiums are contractual and are recognized in the coverage period in which members are entitled to receive services. The majority of net premium income recorded is based on capitated rates, which are monthly premiums paid for each member enrolled.

The Company records withhold receivables in addition to risk adjustment receivables from TennCare. The changes to the risk adjustment receivable are driven by the estimated impact to the capitation rates initially received as a result of TennCare recalibrating the rates annually for participating MCOs in the Medicaid program. Changes to the estimated amounts recorded as a result of further refined information are reflected as net premium income in the period in which the change becomes known in the statutory basis statements of operations.

Net premium income includes amounts received from IA DHS for membership enrolled in the Iowa Health Link program. Premiums are contractual and are recognized in the coverage period in which members are entitled to receive services, except in the case of maternity payments. Maternity income is billed on contractual rates and recognized as income as each birth case is identified by the Company.

The Company records withhold receivables in addition to risk adjustment and risk pool receivables from IA DHS. The risk adjustment receivables are based on a calculation performed by IA DHS consultants for each MCO. Changes to these receivable calculations are reflected as net premium income in the period in which the change becomes known in the statutory basis statements of operations.

- **Total Hospital and Medical Expenses** — Total hospital and medical expenses include claims paid, claims processed but not yet paid, estimates for claims received but not yet processed, estimates for the costs of health care services enrollees have received but for which claims have not yet been submitted, and payments and liabilities for physician, hospital, and other medical costs disputes.

Total hospital and medical expenses also include amounts incurred for incentive pool, withhold adjustments, and bonus amounts that are based on the underlying contractual provisions with the respective provider. In addition, adjustments to claims unpaid estimates and aggregate health claim reserves are reflected in the period once the change in estimate is identified and included in total hospital and medical expenses in the statutory basis statements of operations.

- **General Administrative Expenses** — Pursuant to the terms of the Agreement (see Note 10), the Company pays a management fee to UHS in exchange for administrative and management services. Costs for items not included within the scope of the Agreement are directly expensed as incurred. State income taxes are also a component of GAE. A detailed review of the administrative expenses of the Company and UHS is performed to determine the allocation between CAE and GAE to be reported in the statutory basis statements of operations

The Company is subject to an annual fee under Section 9010 of the ACA. A health insurance entity's annual fee becomes payable once the entity provides health insurance for any U.S. health risk during the calendar year, which is nondeductible for tax purposes. Under the NAIC SAP, the entire amount of the estimated annual fee expense is recognized on January 1 of the fee year in GAE in the statutory basis statements of operations, whereas under GAAP, a deferred asset is created on January 1 of the fee year which is amortized to expense on a straight-line basis throughout the year.

Administrative fee revenues include amounts related to the TennCare ECF program. TennCare reimburses the Company on a PMPM basis for actual and reasonable administration costs to support the ECF program. As the Company has neither the obligation for funding the ECF claims, nor the primary responsibility for providing the medical care, the Company does not recognize net premium income and total hospital and medical expenses for this contract. Administrative fee revenue and related expenses for this program are netted against GAE in the statutory basis statements of operations (see Note 18). Also included in administrative fee revenue is \$2,000,000 as of December 31, 2018 for the administrative transitional payment due from IA DHS for the estimated reimbursement of the administrative costs associated with the new membership.



- **Net Investment Income Earned** — Net investment income earned includes investment income collected during the period, as well as the change in investment income due and accrued on the Company's holdings. Amortization of premium or discount on bonds and certain external investment management costs are also included in net investment income earned (see Note 7).
- **Federal Income Taxes Incurred (Benefit)** — The provision for federal income taxes incurred (benefit) is calculated based on applying the statutory federal income tax rate of 21% to net income (loss) before federal income taxes and net realized capital gains (losses) subject to certain adjustments (see Note 9).
- **Comprehensive Income** — Comprehensive income and its components are not separately presented in the statutory basis financial statements, whereas under GAAP, it is a requirement to present comprehensive income and its components in the financial statements.

#### **REINSURANCE**

- **Reinsurance Ceded** — In the normal course of business, the Company seeks to limit its exposure to loss on any single insured and to recover a portion of benefits paid by ceding premium to other insurance enterprises or reinsurers under excess coverage contracts. The Company remains primarily liable as the direct insurer on the risks reinsured. Reinsurance premiums paid and reinsurance premiums incurred but not paid are deducted from net premium income in the statutory basis statements of operations. (see Note 23).

The Company has an insolvency-only reinsurance agreement with UHIC whereby 0.1% of net premium income is ceded to UHIC for this protection.

- **Ceded Reinsurance Premiums Payable** — The ceded reinsurance premiums payable balance represents amounts due to the reinsurer for specified coverage which will be paid based on the contract terms.

#### **OTHER**

- **Vulnerability Due to Certain Concentrations** — The Company is subject to substantial federal and state government regulation, including licensing and other requirements relating to the offering of the Company's existing products in new markets and offerings of new products, both of which may restrict the Company's ability to expand its business.

The Company has no commercial customers that individually exceed 10% of total direct premiums written and uncollected premiums, including receivables for contracts subject to redetermination, for the years ended December 31, 2019 and 2018.

Direct premiums written and uncollected premiums, including receivables for contracts subject to redetermination, from CMS related to Medicare Plans as a percentage of total direct premiums written and total uncollected premiums, including receivables for contracts subject to redetermination, are 22.4% and 42.2% as of December 31, 2019 and 14.6% and 17.7% as of December 31, 2018, respectively.

Direct premiums written and uncollected premiums, including receivables for contracts subject to redetermination, from the State of Tennessee, TennCare program as a percentage of total direct premiums written and total uncollected premiums, including receivables for contracts subject to redetermination, are 42.3% and 29.3% as of December 31, 2019 and 33.1% and 30.7% as of December 31, 2018, respectively.

Direct premiums written and uncollected premiums, including receivables for contracts subject to redetermination, from the IA DHS as a percentage of total direct premiums written and total uncollected premiums, including receivables for contracts subject to redetermination, are 32.4% and 28.1% as of December 31, 2019 and 49.7% and 50.4% as of December 31, 2018, respectively.

**Recently Issued Accounting Standards** — The Company reviewed all recently issued guidance in 2019 and 2018 that have been adopted for 2019 or subsequent years' implementation and has determined that none of the items would have a significant impact to the statutory basis financial statements.

#### **D. Going Concern**

The Company has the ability and will continue to operate for a period of time sufficient to carry out its commitments, obligations and business objectives.



2. ACCOUNTING CHANGES AND CORRECTION OF ERRORS

No changes in accounting principles or correction of errors have been recorded during the years ended December 31, 2019 and 2018.

3. BUSINESS COMBINATIONS AND GOODWILL

A–D. The Company was not party to a business combination during the years ended December 31, 2019 and 2018, and does not carry goodwill in its statutory basis statements of admitted assets, liabilities, and capital and surplus.

4. DISCONTINUED OPERATIONS

A. Discontinued Operation Disposed of or Classified as Held for Sale

(1–4) The Company did not have any discontinued operations disposed of or classified as held for sale during 2019 and 2018. However effective June 30, 2019, the Iowa Health Link, which includes Hawk-I, contract was discontinued with all impacted members transitioned to the remaining carriers with a July 1, 2019 effective date. This contract represented 47.9% and 48.7% of total direct premiums written as of June 30, 2019 and December 31, 2018, respectively.

Effective January 1, 2019, the Company discontinued offering the FEHBP product which represented 0.3% of total direct premiums written as of December 31, 2018.

B. Change in Plan of Sale of Discontinued Operation — Not applicable.

C. Nature of any Significant Continuing Involvement with Discontinued Operations after Disposal — Not applicable.

D. Equity Interest Retained in the Discontinued Operation after Disposal — Not applicable.

5. INVESTMENTS AND OTHER INVESTED ASSETS

For purposes of calculating gross realized gains and losses on sales of investments, the amortized cost of each investment sold is used. The gross realized gains and losses on sales of long-term investments were \$5,272,296 and \$768,925, respectively, for 2019 and \$222,103 and \$213,560, respectively, for 2018. There were no gross realized gains and losses on sales of short-term investments in 2019. The gross realized losses on the sale of short-term investments were \$342 in 2018. The net realized gain is included in net realized capital gains (losses) less capital gains tax in the statutory basis statements of operations. Total proceeds on the sale of long-term investments were \$216,947,776 and \$50,282,572 and for short-term investments were \$5,302,657,792 and \$6,448,568,406 in 2019 and 2018, respectively.

As of December 31, 2019 and 2018, the book/adjusted carrying value, fair value, and gross unrecognized unrealized gains and losses of the Company's investments, excluding cash and cash equivalents of \$76,552,724 and \$360,269,993, respectively, are as follows:

	2019				
	Book/Adjusted Carrying Value	Gross Unrecognized	Gross Unrecognized	Gross Unrecognized	Fair Value
		Unrealized Gains	Unrealized Losses < 1 Year	Unrealized Losses > 1 Year	
U.S. government and agency securities	\$ 235,276,921	\$ 2,930,393	\$ 16,259	\$ 175,382	\$ 238,015,673
State and agency municipal securities	56,565,116	1,866,193	62,945	-	58,368,364
City and county municipal securities	67,006,030	2,593,502	90,109	-	69,509,423
Corporate debt securities	301,855,288	7,533,636	25,691	9,549	309,353,684
Other invested assets	9,924,596	-	-	-	9,924,596
Total bonds, short-term investments, and other invested assets	<u>\$ 670,627,951</u>	<u>\$ 14,923,724</u>	<u>\$ 195,004</u>	<u>\$ 184,931</u>	<u>\$ 685,171,740</u>

	2019				
	Book/Adjusted Carrying Value	Gross Unrecognized	Gross Unrecognized	Gross Unrecognized	Fair Value
		Unrealized Gains	Unrealized Losses < 1 Year	Unrealized Losses > 1 Year	
Less than one year	\$ 106,159,990	\$ 226,876	\$ 2,025	\$ -	\$ 106,384,841
One to five years	247,598,125	3,868,903	3,955	3,251	251,459,822
Five to ten years	175,402,173	8,987,730	18,782	9,158	184,361,963
Over ten years	141,467,663	1,840,215	170,242	172,522	142,965,114
Total bonds, short-term investments, and other invested assets	<u>\$ 670,627,951</u>	<u>\$ 14,923,724</u>	<u>\$ 195,004</u>	<u>\$ 184,931</u>	<u>\$ 685,171,740</u>



	Book/Adjusted Carrying Value	2018			Fair Value
		Gross Unrecognized Unrealized Gains	Gross Unrecognized Unrealized Losses < 1 Year	Gross Unrecognized Unrealized Losses > 1 Year	
U.S. government and agency securities	\$ 186,169,154	\$ 393,489	\$ 234,032	\$ 3,712,409	\$ 182,616,202
State and agency municipal securities	83,470,780	422,923	42,737	487,437	83,363,529
City and county municipal securities	88,792,172	547,264	61,528	401,019	88,876,889
Corporate debt securities	251,019,306	131,357	1,726,038	1,673,921	247,750,704
Other invested assets	11,787,076	-	-	-	11,787,076
Total bonds, short-term investments, and other invested assets	\$ 621,238,488	\$ 1,495,033	\$ 2,064,335	\$ 6,274,786	\$ 614,394,400

Included in U.S. government and agency securities and corporate debt securities in the tables above are mortgage-related loan-backed securities, which do not have a single maturity date. For the years to maturity table above, these securities have been presented in the maturity group based on the securities' final maturity date and at a book/adjusted carrying value of \$117,655,500 and fair value of \$118,828,894.

The following table illustrates the fair value and gross unrecognized unrealized losses, aggregated by investment category and length of time that the individual securities have been in a continuous unrecognized unrealized loss position as of December 31, 2019 and 2018:

	2019					
	< 1 Year		> 1 Year		Total	
	Fair Value	Gross Unrecognized Unrealized Losses	Fair Value	Gross Unrecognized Unrealized Losses	Fair Value	Gross Unrecognized Unrealized Losses
U.S. government and agency securities	\$ 17,950,372	\$ 16,259	\$ 20,467,237	\$ 175,382	\$ 38,417,609	\$ 191,641
State and agency municipal securities	6,702,671	62,945	-	-	6,702,671	62,945
City and county municipal securities	5,592,888	90,109	-	-	5,592,888	90,109
Corporate debt securities	17,587,587	25,691	3,738,566	9,549	21,326,153	35,240
Total bonds and short-term investments	\$ 47,833,518	\$ 195,004	\$ 24,205,803	\$ 184,931	\$ 72,039,321	\$ 379,935

	2018					
	< 1 Year		> 1 Year		Total	
	Fair Value	Gross Unrecognized Unrealized Losses	Fair Value	Gross Unrecognized Unrealized Losses	Fair Value	Gross Unrecognized Unrealized Losses
U.S. government and agency securities	\$ 53,618,285	\$ 234,032	\$100,605,885	\$ 3,712,409	\$ 154,224,170	\$ 3,946,441
State and agency municipal securities	17,480,291	42,737	29,350,108	487,437	46,830,399	530,174
City and county municipal securities	9,295,285	61,528	26,045,128	401,019	35,340,413	462,547
Corporate debt securities	136,995,020	1,726,038	64,266,644	1,673,921	201,261,664	3,399,959
Total bonds and short-term investments	\$ 217,388,881	\$ 2,064,335	\$220,267,765	\$ 6,274,786	\$ 437,656,646	\$ 8,339,121

The gross unrecognized unrealized losses on investments in U.S. government and agency securities, state and agency municipal securities, city and county municipal securities, and corporate debt securities at December 31, 2019 and 2018, were mainly caused by interest rate fluctuations and not by unfavorable changes in the credit ratings associated with these securities. The Company evaluates impairment at each reporting period for each of the securities whereby the fair value of the investment is less than its book/adjusted carrying value. The contractual cash flows of the U.S. government and agency securities are guaranteed either by the U.S. government or an agency of the U.S. government. It is expected that the securities would not be settled at a price less than the cost of the investment, and the Company does not intend to sell the investment until the unrealized loss is fully recovered. The Company evaluated the credit ratings of the municipal, state and local agency and corporate debt securities, noting whether a significant deterioration since purchase or other factors that may indicate an OTTI, such as the length of time and extent to which fair value has been less than cost, the financial condition, and near-term prospects of the issuer as well as specific events or circumstances that may influence the operations of the issuer and the Company's intent to sell the investment. Additionally, the Company evaluated its intent and ability to retain loan-backed securities for a period of time sufficient to recover the amortized cost. As a result of these reviews, the Company recorded OTTIs of \$0 and \$49,839 as of December 31, 2019 and 2018, respectively, which are included in net realized capital gains (losses) less capital gains tax in the statutory basis statements of operations.

**A–C.** The Company has no mortgage loans, real estate loans, restructured debt, or reverse mortgages. The Company also has no real estate property occupied by the Company, real estate property held for the production of income, or real estate property held for sale.

**D. Loan-Backed Securities**

- (1) U.S. government and agency securities and corporate debt securities include loan-backed securities (mortgage-backed securities and asset-backed securities), which are valued using the retrospective adjustment methodology. Prepayment assumptions for the determination of the book/adjusted carrying value, commonly referred to as amortized cost, of loan-backed securities are based on a three-month constant prepayment rate history obtained from external data source vendors.



- (2) The Company did not recognize any OTTIs on loan-backed securities as of December 31, 2019 and 2018.
- (3) The Company did not have any loan-backed securities with OTTIs to report by CUSIP as of December 31, 2019 or 2018.
- (4) The following table illustrates the fair value, gross unrecognized unrealized losses, and length of time that the loan-backed securities have been in a continuous unrecognized unrealized loss position as of December 31, 2019 and 2018:

	2019
The aggregate amount of unrealized losses:	
1. Less than 12 months	\$ 20,272
2. 12 months or longer	181,217
The aggregate related fair value of securities with unrealized losses:	
1. Less than 12 months	16,180,951
2. 12 months or longer	21,872,053
	2018
The aggregate amount of unrealized losses:	
1. Less than 12 months	\$ 96,766
2. 12 months or longer	2,269,875
The aggregate related fair value of securities with unrealized losses:	
1. Less than 12 months	32,080,386
2. 12 months or longer	73,011,183

- (5) The Company believes that it will collect all principal and interest due on all investments that have an amortized cost in excess of fair value. The unrecognized unrealized losses as of December 31, 2019 and 2018 were primarily caused by interest rate increases and not by unfavorable changes in the credit ratings associated with these securities.

- E. Dollar Repurchase Agreements and/or Securities Lending Transactions — Not applicable.
- F. Repurchase Agreements Transactions Accounted for as Secured Borrowing — Not applicable.
- G. Reverse Repurchase Agreements Transactions Accounted for as Secured Borrowing — Not applicable.
- H. Repurchase Agreements Transactions Accounted for as a Sale — Not applicable.
- I. Reverse Repurchase Agreements Transactions Accounted for as a Sale — Not applicable.
- J. Real Estate — Not applicable.
- K. Low-Income Housing Tax Credits

- (1–7) LIHTC investments of \$9,924,596 and \$11,787,076 as of December 31, 2019 and 2018, respectively, are included in other invested assets in the statutory basis statements of admitted assets, liabilities, and capital and surplus. The Company has no corresponding liability in 2019 and 2018. The number of remaining years of unexpired tax credits is five and the required holding period for the LIHTC investments is ten years. The LIHTC investments are not currently subject to any regulatory reviews. The Company did not recognize any impairment losses, write-downs, or reclassifications during 2019 or 2018.



L. Restricted Assets

(1) Restricted assets, including pledged securities as of December 31, 2019 and 2018, are presented below:

Restricted Asset Category	1 Total Gross (Admitted & Nonadmitted) Restricted From Current Year	2 Total Gross (Admitted & Nonadmitted) Restricted From Prior Year	3 Increase/ (Decrease) (1 Minus 2)	4 Total Current Year Nonadmitted Restricted	5 Total Current Year Admitted Restricted (1 minus 4)	6 Gross (Admitted & Nonadmitted) Restricted to Total Assets (a)	7 Admitted Restricted to Total Admitted Assets (b)
a. Subject to contractual obligation for which liability is not shown	\$ -	\$ -	\$ -	\$ -	\$ -	0 %	0 %
b. Collateral held under security lending agreements	-	-	-	-	-	0 %	0 %
c. Subject to repurchase agreements	-	-	-	-	-	0 %	0 %
d. Subject to reverse repurchase agreements	-	-	-	-	-	0 %	0 %
e. Subject to dollar repurchase agreements	-	-	-	-	-	0 %	0 %
f. Subject to dollar reverse repurchase agreements	-	-	-	-	-	0 %	0 %
g. Placed under option contracts	-	-	-	-	-	0 %	0 %
h. Letter stock or securities restricted as to sale—excluding FHLB capital stock	-	-	-	-	-	0 %	0 %
i. FHLB capital stock	-	-	-	-	-	0 %	0 %
j. On deposit with states	38,746,330	38,519,034	227,296	-	38,746,330	3 %	3 %
k. On deposit with other regulatory bodies	-	-	-	-	-	0 %	0 %
l. Pledged as collateral to FHLB (including assets backing funding agreements)	-	-	-	-	-	0 %	0 %
m. Pledged as collateral not captured in other categories	508,898	-	508,898	-	508,898	0 %	0 %
n. Other restricted assets	-	-	-	-	-	0 %	0 %
o. Total restricted assets	<u>\$ 39,255,228</u>	<u>\$ 38,519,034</u>	<u>\$ 736,194</u>	<u>\$ -</u>	<u>\$ 39,255,228</u>	<u>3 %</u>	<u>4 %</u>

(a) Column 1 divided by Asset Page, Column 1, Line 28  
(b) Column 5 divided by Asset Page, Column 3, Line 28

(2) Effective February 11, 2019, the Company pledged a \$500,000 demand deposit as collateral for the State of Tennessee, TennCare Medicaid initiative called “QuILTSS”, or Quality Improvement in Long Term Services and Support. This demand deposit is currently held at Optum Bank, Inc. and is restricted as to its use. This deposit is included in cash in the statutory basis financial statements and is stated at book/adjusted carrying value, which approximately fair value. Interest earned on this deposit accrues to the Company. The details of assets pledged as collateral not captured in other categories as of December 31, 20XX is presented below:

Description of Assets	1 Total Gross (Admitted & Nonadmitted) Restricted from Current Year	2 Total Gross (Admitted & Nonadmitted) Restricted From Prior Year	3 Increase/ (Decrease) (1 Minus 2)	4 Total Current Year Admitted Restricted	5 Gross (Admitted & Nonadmitted) Restricted to Total Asset	6 Admitted Restricted to Total Admitted Assets
Optum Health Bank Demand Deposit Account	\$ 508,898	\$ -	\$ 508,898	\$ 508,898	- %	- %
Total (a)	<u>\$ 508,898</u>	<u>\$ -</u>	<u>\$ 508,898</u>	<u>\$ 508,898</u>	<u>- %</u>	<u>- %</u>

(a) Total Line for Columns 1 through 3 should equal 5L(1)m Columns 1 through 3 respectively and Total Line for Column 4 should equal 5L(1)m Column 5

(3-4) There were no other restricted assets or collateral received reflected as assets as of December 31, 2019 or 2018.

M. Working Capital Finance Investments — Not applicable.

N. Offsetting and Netting of Assets and Liabilities

The Company does not have any offsetting or netting of assets and liabilities as it relates to derivatives, repurchase and reverse repurchase agreements, and securities borrowing and securities lending activities.

O. 5GI Securities

The Company does not have any investments with an NAIC designation of 5GI as of December 31, 2019 and 2018.

P. Short Sales — Not applicable.



Q. Prepayment Penalty and Acceleration Fees —

The following table illustrates prepayment penalty and acceleration fees as of December 31, 2019:

	General Account	
1. Number of CUSIPs		3
2. Aggregate Amount of Investment Income	\$	4,547

6. JOINT VENTURES, PARTNERSHIPS, AND LIMITED LIABILITY COMPANIES

A–B. The Company has no investments in joint ventures, partnerships, or limited liability companies that exceed 10% of admitted assets and did not recognize any impairment write-down for its investments in joint ventures, partnerships, and limited liability companies during the statement periods.

7. INVESTMENT INCOME

- A. The Company excludes all investment income due and accrued amounts that are over 90 days past due from the statutory basis statements of admitted assets, liabilities, and capital and surplus.
- B. There were no investment income amounts excluded from the statutory basis financial statements.

8. DERIVATIVE INSTRUMENTS

A–B. The Company has no derivative instruments.

9. INCOME TAXES

A. Deferred Tax Asset/Liability

(1) The components of the net deferred tax asset/liability at December 31, 2019 and 2018, are as follows:

	2019			2018			Change		
	1 Ordinary	2 Capital	3 Col 1+2 Total	4 Ordinary	5 Capital	6 Col 4+5 Total	7 (Col 1 - 4) Ordinary	8 (Col 2 - 5) Capital	9 Col 7+8 Total
(a) Gross deferred tax assets:	\$9,957,439	\$ 959	\$ 9,958,398	\$ 14,045,764	\$ 959	\$ 14,046,723	\$ (4,088,325)	\$ -	\$ (4,088,325)
(b) Statutory valuation allowance adjustments	-	-	-	-	-	-	-	-	-
(c) Adjusted gross deferred tax assets (1a - 1b)	9,957,439	959	9,958,398	14,045,764	959	14,046,723	(4,088,325)	-	(4,088,325)
(d) Deferred tax assets nonadmitted	71,330	-	71,330	-	-	-	71,330	-	71,330
(e) Subtotal net admitted deferred tax asset (1c - 1d)	9,886,109	959	9,887,068	14,045,764	959	14,046,723	(4,159,655)	-	(4,159,655)
(f) Deferred tax liabilities	749,512	9,154	758,666	877,206	3,329	880,535	(127,694)	5,825	(121,869)
(g) Net admitted deferred tax asset/(net deferred tax liability) (1e - 1f)	\$9,136,597	\$(8,195)	\$ 9,128,402	\$ 13,168,558	\$ (2,370)	\$ 13,166,188	\$ (4,031,961)	\$(5,825)	\$ (4,037,786)



(2) The components of the adjusted gross deferred tax assets admissibility calculation under Statement of Statutory Accounting Principles (“SSAP”) No. 101, *Income Taxes—A Replacement of SSAP No. 10R and SSAP No. 10*, are as follows:

Admission Calculation Components SSAP No. 101	2019			2018			Change		
	1 Ordinary	2 Capital	3 (Col 1 + 2) Total	4 Ordinary	5 Capital	6 (Col 4 + 5) Total	7 (Col 1 - 4) Ordinary	8 (Col 2 - 5) Capital	9 (Col 7 + 8) Total
(a) Federal income taxes paid in prior years recoverable through loss carrybacks	\$ 9,128,402	\$ -	\$ 9,128,402	\$ 14,045,764	\$ 550	\$ 14,046,314	\$(4,917,362)	\$ (550)	\$(4,917,912)
(b) Adjusted gross deferred tax assets expected to be realized (excluding the amount of deferred tax assets from 2(a) above) after application of the threshold limitation. (The lesser of 2(b)1 and 2(b)2 below)	-	-	-	-	-	-	-	-	-
1. Adjusted gross deferred tax assets expected to be realized following the balance sheet date	-	-	-	-	-	-	-	-	-
2. Adjusted gross deferred tax assets allowed per limitation threshold	XXX	XXX	91,012,520	XXX	XXX	44,983,195	XXX	XXX	46,029,325
(c) Adjusted gross deferred tax assets (excluding the amount of deferred tax assets from 2(a) and 2(b) above) offset by gross deferred tax liabilities	<u>757,707</u>	<u>959</u>	<u>758,666</u>	<u>-</u>	<u>409</u>	<u>409</u>	<u>757,707</u>	<u>550</u>	<u>758,257</u>
(d) Deferred tax assets admitted as the result of application of SSAP No. 101									
Total (2(a) + 2(b) + 2(c))	<u>\$ 9,886,109</u>	<u>\$ 959</u>	<u>\$ 9,887,068</u>	<u>\$ 14,045,764</u>	<u>\$ 959</u>	<u>\$ 14,046,723</u>	<u>\$(4,159,655)</u>	<u>\$ -</u>	<u>\$(4,159,655)</u>

(3) The ratio percentage and adjusted capital and surplus used to determine the recovery period and threshold limitations for the admissibility calculation are presented below:

	2019	2018
(a) Ratio percentage used to determine recovery period and threshold limitation amount	400 %	225 %
(b) Amount of adjusted capital and surplus used to determine recovery period and threshold limitation in 2(b)(2) above	\$ 606,750,135	\$ 449,831,949

(4) The impact to the gross deferred tax assets balances as a result of tax-planning strategies as of December 31, 2019 and 2018, is presented below:

Impact of Tax-Planning Strategies	2019		2018		Change	
	1 Ordinary	2 Capital	3 Ordinary	4 Capital	5 (Col 1 - 3) Ordinary	6 (Col 2 - 4) Capital
(a) Determination of adjusted gross deferred tax assets and net admitted deferred tax assets by tax character as a percentage.						
1. Adjusted gross DTAs amount from Note 9A1(c)	\$ 9,957,439	\$ 959	\$ 14,045,764	\$ 959	\$ (4,088,325)	\$ -
2. Percentage of adjusted gross DTAs by tax character attributable to the impact of tax-planning strategies	- %	- %	- %	- %	- %	- %
3. Net admitted adjusted gross DTAs amount from Note 9A1(e)	\$ 9,886,109	\$ 959	\$ 14,045,764	\$ 959	\$ (4,159,655)	\$ -
4. Percentage of net admitted adjusted gross DTAs by tax character admitted because of the impact of tax-planning strategies	- %	- %	- %	- %	- %	- %
(b) Does the Company's tax-planning strategies include the use of reinsurance?			Yes		No	X

B. Unrecognized Deferred Tax Liabilities

(1–4) There are no unrecognized deferred tax liabilities for the years ended December 31, 2019 and 2018.



C. Significant Components of Income Taxes

(1) The current federal and foreign income taxes incurred for the years ended December 31, 2019 and 2018 are as follows:

	1	2	3
	2019	2018	(Col 1 - 2) Change
1. Current income tax			
(a) Federal	\$ 32,699,790	\$ (7,656,306)	\$ 40,356,096
(b) Foreign	-	-	-
(c) Subtotal	32,699,790	(7,656,306)	40,356,096
(d) Federal income tax on net capital gains	962,181	8,107	954,074
(e) Utilization of capital loss carryforwards	-	-	-
(f) Other	-	-	-
(g) Total federal and foreign income taxes incurred	<u>\$ 33,661,971</u>	<u>\$ (7,648,199)</u>	<u>\$ 41,310,170</u>

(2-4) The tax effects of temporary differences that give rise to significant portions of the deferred tax assets and liabilities as of December 31, 2019 and 2018, are as follows:

	1	2	3
	2019	2018	(Col 1 - 2) Change
2 Deferred tax assets:			
(a) Ordinary:			
(1) Discounting of unpaid losses	\$ 1,002,539	\$ 1,927,540	\$ (925,001)
(2) Unearned premium reserve	113,496	93,908	19,588
(3) Policyholder reserves	-	1,075,410	(1,075,410)
(4) Investments	-	-	-
(5) Deferred acquisition costs	-	-	-
(6) Policyholder dividends accrual	-	-	-
(7) Fixed assets	-	-	-
(8) Compensation and benefits accrual	-	-	-
(9) Pension accrual	-	-	-
(10) Receivables—nonadmitted	5,160,065	5,020,838	139,227
(11) Net operating loss carryforward	-	-	-
(12) Tax credit carryforward	-	-	-
(13) Other (including items <5% of total ordinary tax assets)	3,681,339	5,928,068	(2,246,729)
(99) Subtotal	9,957,439	14,045,764	(4,088,325)
(b) Statutory valuation allowance adjustment	-	-	-
(c) Nonadmitted	71,330	-	71,330
(d) Admitted ordinary deferred tax assets (2a99 - 2b - 2c)	9,886,109	14,045,764	(4,159,655)
(e) Capital:			
(1) Investments	-	-	-
(2) Net capital loss carryforward	-	-	-
(3) Real estate	-	-	-
(4) Other (including items <5% of total capital tax assets)	959	959	-
(99) Subtotal	959	959	-
(f) Statutory valuation allowance adjustment	-	-	-
(g) Nonadmitted	-	-	-
(h) Admitted capital deferred tax assets (2e99 - 2f - 2g)	959	959	-
(i) Admitted deferred tax assets (2d + 2h)	9,887,068	14,046,723	(4,159,655)
3 Deferred tax liabilities:			
(a) Ordinary:			
(1) Investments	187,242	118,972	68,270
(2) Fixed assets	-	-	-
(3) Deferred and uncollected premium	-	-	-
(4) Policyholder reserves	-	-	-
(5) Other (including items <5% of total ordinary tax liabilities)	562,270	758,234	(195,964)
(99) Subtotal	749,512	877,206	(127,694)
(b) Capital:			
(1) Investments	7,961	3,329	4,632
(2) Real estate	-	-	-
(3) Other (including items <5% of total capital tax liabilities)	1,193	-	1,193
(99) Subtotal	9,154	3,329	5,825
(c) Deferred tax liabilities (3a99 + 3b99)	758,666	880,535	(121,869)
4 Net deferred tax assets/liabilities (2i - 3c)	<u>\$ 9,128,402</u>	<u>\$ 13,166,188</u>	<u>\$ (4,037,786)</u>



The other ordinary deferred tax asset of \$3,681,339 for 2019 consists of intangibles of \$2,846,414, other items of \$829,037, general expenses of \$3,557, and bad debt of \$2,331. The other ordinary deferred tax asset of \$5,928,068 for 2018 consists of intangibles of \$5,320,165, other items of \$604,167, and general expenses of \$3,736. The other capital deferred tax asset of \$959 for 2019 and 2018 consists of unrealized losses. The other ordinary deferred tax liability of \$562,270 for 2019 consists of discounting of unpaid losses. The other ordinary deferred tax liability of \$758,234 for 2018 consists of discounting of unpaid losses of \$747,629 and premium acquisition expense of \$10,605. The other capital deferred tax liability of \$1,193 for 2019 consists of unrealized gains.

The Company assessed the potential realization of the gross deferred tax asset and as a result no statutory valuation allowance was required and no allowance was established as of December 31, 2019 and 2018.

- D. The provision for federal income taxes incurred (benefit) is different from that which would be obtained by applying the statutory federal income tax rate of 21% to net income before federal income taxes incurred (benefit), plus capital gains tax. A summarization of the significant items causing this difference as of December 31, 2019 and 2018 is as follows:

	2019		2018	
	Amount	Effective Tax Rate	Amount	Effective Tax Rate
Tax provision at the federal statutory rate	\$ 40,159,352	21%	\$ (7,897,421)	21%
Tax-exempt interest	(481,460)	0	(597,470)	2
Health insurer fee	-	0	13,385,071	(36)
Current year tax credit	(1,911,946)	(1)	(1,911,946)	5
Tax effect of nonadmitted assets	(138,712)	0	(726,345)	2
Change in tax law	-	-	(28,619)	-
Total statutory income taxes	\$ 37,627,234	20%	\$ 2,223,270	(6)%
Federal income taxes incurred	\$ 32,699,790	17%	\$ (7,656,306)	20%
Capital gains tax	962,181	1	8,107	-
Change in net deferred income tax	3,965,263	2	9,871,469	(26)
Total statutory income taxes	\$ 37,627,234	20%	\$ 2,223,270	(6)%

- E. At December 31, 2019, the Company had no net operating loss carryforwards.

Current federal income taxes payable (recoverable) of \$23,605,972 and \$(442,651) as of December 31, 2019 and 2018, respectively, are included in the statutory basis statements of admitted assets, liabilities, and capital and surplus. Federal income taxes paid, net of refunds were \$9,613,348 and \$19,800,849 in 2019 and 2018, respectively.

Federal income taxes incurred of \$33,661,971 and \$0 for 2019 and 2018, respectively, are available for recoupment in the event of future net losses.

The Company has not admitted any aggregate amounts of deposits that are included within Section 6603 ("Deposits made to suspend running of interest on potential underpayments, etc.") of the Internal Revenue Service ("IRS") Code.

- F. The Company is included in the consolidated federal income tax return with its ultimate parent, UnitedHealth Group. The entities included within the consolidated return are included in the NAIC Statutory Statement Schedule Y - Information Concerning Activities of Insurer Members Of A Holding Company Group. Federal income taxes are paid to or refunded by UnitedHealth Group pursuant to the terms of a tax-sharing agreement, approved by the Board of Directors, under which taxes approximate the amount that would have been computed on a separate company basis, with the exception of net operating losses and capital losses. For these losses the Company receives a benefit at the federal rate in the current year for current taxable losses incurred in that year to the extent losses can be utilized in the consolidated federal income tax return of UnitedHealth Group. UnitedHealth Group currently files income tax returns in the U.S. federal jurisdiction, various states, and foreign jurisdictions. The IRS has completed exams on UnitedHealth Group's consolidated income tax returns for fiscal years 2016 and prior. UnitedHealth Group's 2017, 2018, and 2019 tax returns are under review by the IRS under its Compliance Assurance Program. With the exception of a few states, UnitedHealth Group is no longer subject to income tax examinations prior to the 2013 tax year. In general, the Company is subject to examination in non-U.S. jurisdictions for years 2014 and forward. The Company does not believe any adjustments that may result from these examinations will be material to the Company.

- G. **Tax Contingencies** — Not applicable.

- H. **Repatriation Transition Tax** — Not applicable



I. Alternative Minimum Tax Credit — Not applicable.

10. INFORMATION CONCERNING PARENT, SUBSIDIARIES, AND AFFILIATES

A–O. Material Related Party Transactions

Management believes that the Company’s transactions with affiliates are fair and reasonable; however, operations of the Company may not be indicative of those that would have occurred if it had operated as an independent company.

In the ordinary course of business, the Company contracts with several affiliates to provide a wide variety of services to the Company’s members. These agreements are filed with and approved by the IDOI according to Management’s understanding of the current requirements and standards. Within the confines of the applicable filed and approved agreements (including subsequent amendments thereto), the amount and types of services provided by these affiliated entities can change year over year.

The administrative services, capitation expenses, and access fees provided by affiliates are calculated using one or more of the following methods: (1) a percentage of premiums; (2) use of assets; (3) direct pass-through of charges; (4) per member per; (5) per employee per month; (6) per claim; or (7) a combination thereof consistent with the provisions contained in each contract. These amounts are included in GAE, CAE, and hospital and medical expenses in the statutory basis statements of operations. The following table identifies the amounts for the administrative services, capitation expenses, and access fees provided by related parties for the years ended December 31, 2019 and 2018, which meet the disclosure requirements pursuant to SSAP No. 25, *Affiliates and Other Related Parties*, regardless of the effective date of the contract:

	2019	2018
United HealthCare Services, Inc.	\$ 368,250,191	\$ 460,157,338
OptumRx, Inc.	97,767,566	92,420,281
United Behavioral Health	34,375,535	43,114,011
OptumInsight, Inc.	16,085,914	23,215,146

UHS provides, or arranges for the provision of, management, administrative, and other services deemed necessary or appropriate for UHS to provide management and operational support to the Company. The services can include, but are not limited to, the categories of management and operational services outlined in the Agreement, such as human resources, legal, facilities, general administration, treasury and investment functions, claims adjudication and payment, benefit administration, disease management, health care decision support, provider networks, quality oversight and wellness management. The amount charged to the Company for the management and operational services provided by UHS are calculated pursuant to the Agreement.

OptumRx provides services that may include, but are not limited to, administrative services related to pharmacy management and pharmacy claims processing for enrollees, pharmacy incentive services, specialty drug pharmacy services, durable medical equipment services including orthotics and prosthetics and personal health products catalogues showing the healthcare products and benefit credits enrollees needed to redeem the respective products.

United Behavioral Health, Inc. provides services related to mental health and substance abuse treatment.

OptumInsight, Inc. provides services that may include, but are not limited to, claim analytics and recovery of medical expense overpayments, retroactive fraud, waste and abuse, subrogation and premium audit services. All recoveries are returned to the Company by OptumInsight, Inc. on a monthly basis.

The Company has premium payments that are received and claim payments and direct expenses such as such as broker commissions, IDOI exam fees, ACA assessments and premium taxes that are processed and paid by an affiliated UnitedHealth Group entity. Premiums, claims, and direct expenses applicable to the Company are settled at regular intervals throughout the month via the intercompany settlement process and any amounts outstanding are reflected in amounts due to parent, subsidiaries, and affiliates, net in the statutory basis statements of admitted assets, liabilities, and capital and surplus.



The Company holds a \$200,000,000 subordinated revolving credit agreement with UnitedHealth Group at an interest rate of London InterBank Offered Rate plus a margin of 0.50%. This credit agreement is subordinate to the extent it does not conflict with any credit facility held by either party. The credit agreement is for a one-year term and automatically renews annually, unless terminated by either party. The agreement shall continue until terminated pursuant to the terms of this agreement which require either party to give a 60 day written notice to the other party. No amounts were outstanding under the line of credit as of December 31, 2019 and 2018.

In addition to the agreements above, UHS maintains a private short-term money-market investment pool in which affiliated companies may participate (see Note 1). At December 31, 2019 and 2018, the Company's portion was \$3,387,377 and \$7,705,621, respectively, and is included in cash, cash equivalent, and short-term investments in the statutory basis statements of admitted assets, liabilities, and capital and surplus.

The Company has a Tax Sharing Agreement with UnitedHealth Group (see Note 9).

The Company received capital infusions of \$60,000,000 in 2018 from its parent (see Note 13).

The Company has entered into reinsurance agreements with an affiliated entity (see Note 23).

At December 31, 2019 and 2018, the Company reported \$24,148,559 and \$83,409,524, respectively, as amounts due to parent, subsidiaries, and affiliates, net which are included in the statutory basis statements of admitted assets, liabilities, and capital and surplus. These balances are generally settled within 90 days from the incurred date. Any balances due to the Company that are not settled within 90 days are considered nonadmitted assets.

The Company has not extended any guarantees or undertakings for the benefit of an affiliate or related party.

The Company does not have any amount deducted from the value of an upstream intermediate entity or ultimate parent owned, either directly or indirectly, via a downstream subsidiary, controlled, or affiliated entity.

The Company does not have any investments in a subsidiary, controlled, or affiliated entity that exceeds 10% of admitted assets.

The Company does not have any investments in impaired subsidiaries, controlled, or affiliated entities.

The Company does not have any investments in foreign insurance subsidiaries.

The Company does not hold any investments in a downstream noninsurance holding company.

The Company does not have any investments in noninsurance subsidiaries, controlled, or affiliated entities.

The Company does not have any investments in insurance subsidiaries, controlled, or affiliated entities.

## **11. DEBT**

**A–B.** The Company had no outstanding debt with third-parties or outstanding Federal Home Loan Bank agreements during 2019 and 2018.

## **12. RETIREMENT PLANS, DEFERRED COMPENSATION, POSTEMPLOYMENT BENEFITS AND COMPENSATED ABSENCES AND OTHER POSTRETIREMENT BENEFIT PLANS**

**A–I.** The Company has no defined benefit plans, defined contribution plans, multiemployer plans, consolidated/holding company plans, postemployment benefits, or compensated absences plans and is not impacted by the Medicare Modernization Act on postretirement benefits, since all personnel are employees of UHS, which provides services to the Company under the terms of the Agreement (see Note 10).

## **13. CAPITAL AND SURPLUS, SHAREHOLDERS' DIVIDEND RESTRICTIONS, AND QUASI-REORGANIZATIONS**

**(1–2)** The Company has 1,000 shares authorized and 10 shares issued and outstanding of no par value common stock. The Company has no preferred stock outstanding. All issued and outstanding shares of common stock are held by the Company's parent UHC as of December 31, 2019. As of December 31, 2018, all common stock was held by UHS-RV, which merged with and into UHC on December 31, 2019 resulting in UHC being the Company's immediate parent as of December 31, 2019.



- (3) Payment of dividends may be restricted by the IDOI, which generally requires that dividends be paid out of unassigned surplus.
- (4) The Company received a cash infusion of \$60,000,000 on December 28, 2018, from UHS-RV, which was recorded as an increase to gross paid-in and contributed surplus in the statutory basis statements of admitted assets, liabilities, and capital and surplus. The Company did not receive any infusions in 2019. No dividends were paid in 2019 and 2018.
- (5) The amount of ordinary dividends that may be paid out during any given period is subject to certain restrictions as specified by state statute.
- (6) There are no restrictions placed on the Company's unassigned surplus.
- (7) The Company is not a mutual reciprocal or a similarly organized entity and does not have advances to surplus not repaid.
- (8) The Company does not hold any stock, including stock of affiliated companies for special purposes, such as conversion of preferred stock, employee stock options, or stock purchase warrants.
- (9) For the year ended December 31, 2019, the amount of the estimated Section 9010 ACA subsequent fee year assessment apportioned out of unassigned surplus was \$68,153,345. As discussed in Note 1, in 2018 no amount was required to be apportioned out of unassigned surplus deficit for the Section 9010 ACA subsequent fee year assessment.
- (10) The portion of unassigned surplus, excluding the apportionment of estimated Section 9010 ACA subsequent fee year assessment, infusions, and net income (loss) represented (or reduced) by each item below is as follows:

	2019	2018	Change
Unrealized capital gains (losses) on investments less capital gains tax	\$ 1,118	\$ (4,565)	\$ 5,683
Net deferred income taxes	9,199,732	13,166,188	(3,966,456)
Nonadmitted assets	(24,650,147)	(23,918,284)	(731,863)
Total	\$ (15,449,297)	\$ (10,756,661)	\$ (4,692,636)

- (11–13) The Company does not have any outstanding surplus notes and has never been a party to a quasi-reorganization.

14. LIABILITIES, CONTINGENCIES AND ASSESSMENTS

A. Contingent Commitments

The Company has no contingent commitments.

B. Assessments

The Company is not aware of any guaranty fund assessments or premium tax offsets, potential or accrued, that could have a material financial effect on the operations of the entity.

C. Gain Contingencies

The Company is not aware of any gain contingencies that should be disclosed in the statutory basis financial statements.

D. Claims Related Extra Contractual Obligation and Bad Faith Losses Stemming from Lawsuits — Not applicable.

E. Joint and Several Liabilities — Not applicable.

F. All Other Contingencies

The Company's business is regulated at the federal, state, and local levels. The laws and rules governing the Company's business and interpretations of those laws and rules are subject to frequent change. Broad latitude is given to the agencies administering those regulations. Further, the Company must obtain and maintain regulatory approvals to market and sell many of its products.



The ACA and the related federal and state regulations will continue to impact how the Company does business and could restrict revenue and enrollment growth in certain products and market segments, restrict premium growth rates for certain products and market segments, increase the Company's medical and administrative costs, expose the Company to an increased risk of liability (including increasing the Company's liability in federal and state courts for coverage determinations and contract interpretation), or put the Company at risk for loss of business. In addition, the Company's statutory basis results of operations, financial condition and cash flows could be materially adversely affected by such changes. The ACA may create new or expand existing opportunities for business growth, but due to its complexity, the long term impact of the ACA remains difficult to predict and is not yet fully known.

The Company has been, or is currently involved, in various governmental investigations, audits and reviews. These include routine, regular and special investigations, audits and reviews by CMS (including risk data validation audits, if applicable), state insurance and health and welfare departments and other governmental authorities. The Company cannot reasonably estimate the range of loss, if any, that may result from any material government investigations, audits and reviews in which it is currently involved given the inherent difficulty in predicting regulatory action, fines and penalties, if any, and the various remedies and levels of judicial review available to the Company in the event of an adverse finding.

On February 14, 2017, the Department of Justice ("DOJ") announced its decision to pursue certain claims within a lawsuit initially asserted against the Company and filed under seal by a whistleblower in 2011. The whistleblower's complaint, which was unsealed on February 15, 2017, alleges that the Company made improper risk adjustment submissions and violated the False Claims Act. On February 12, 2018, the court granted in part and denied in part the Company's motion to dismiss. In May 2018, the DOJ moved to dismiss the Company's counterclaims, which were filed in March 2018, and moved for partial summary judgment. In March 2019, the court denied the government's motion for partial summary judgment and dismissed the Company's counterclaims without prejudice. The Company cannot reasonably estimate the outcome that may result from this matter given its procedural status.

Because of the nature of its businesses, the Company is frequently made party to a variety of legal actions and regulatory inquiries, including class actions and suits brought by members, care providers, consumer advocacy organizations, customers and regulators, relating to the Company's businesses, including management and administration of health benefit plans and other services.

The Company records liabilities for its estimates of probable costs resulting from these matters where appropriate. Estimates of costs resulting from legal and regulatory matters involving the Company are inherently difficult to predict, particularly where the matters involve: indeterminate claims for monetary damages or may involve fines, penalties or punitive damages; present novel legal theories or represent a shift in regulatory policy; involve a large number of claimants or regulatory bodies; are in the early stages of the proceedings; or could result in a change in business practices. Accordingly, the Company is often unable to estimate the losses or ranges of losses for those matters where there is a reasonable possibility or it is probable that a loss may be incurred. Although the outcomes of any such legal actions cannot be predicted, in the opinion of management, the resolution of any currently pending or threatened actions will not have a material adverse effect on the statutory basis statements of admitted assets, liabilities, and capital and surplus or statutory basis statements of operations of the Company.

The Company routinely evaluates the collectability of all receivable amounts included in the statutory basis statements of admitted assets, liabilities, and capital and surplus. Impairment reserves are established for those amounts where collectability is uncertain. Based on the Company's past experience, exposure related to uncollectible balances and the potential of loss for those balances not currently reserved for is not material to the Company's statutory basis financial condition.

There are no assets that the Company considers to be impaired except as disclosed in Note 5 and Note 20.

## 15. LEASES

**A–B.** According to the Agreement between the Company and UHS (see Note 10), operating leases for the rental of office facilities and equipment are the responsibility of UHS. Fees associated with the lease agreements are included as a component of the Company's management fee.

## 16. INFORMATION ABOUT FINANCIAL INSTRUMENTS WITH OFF-BALANCE-SHEET RISK AND FINANCIAL INSTRUMENTS WITH CONCENTRATIONS OF CREDIT RISK

**(1–4)** The Company does not hold any financial instruments with off-balance-sheet risk or have any concentrations of credit risk.



17. SALE, TRANSFER, AND SERVICING OF FINANCIAL ASSETS AND EXTINGUISHMENTS OF LIABILITIES

A–C. The Company did not participate in any transfer of receivables, financial assets or wash sales.

18. GAIN OR LOSS TO THE REPORTING ENTITY FROM UNINSURED PLANS AND THE UNINSURED PORTION OF PARTIALLY INSURED PLANS

A. ASO Plans

The Company has an Administrative Services Only Contract (“ASO”) with TennCare for the ECF product for which the TennCare retains all of the health care service risk, while the Company assumes the administrative risk. The Company has recorded receivables for amounts due from TennCare for administrating the ECF benefit of \$482,400 and \$443,600 at December 31, 2019 and 2018, respectively, which are included in amounts receivable relating to uninsured plans in the statutory basis statements of admitted assets, liabilities, and capital and surplus. The Company’s liability for premium taxes payable on the ECF activity of \$699,561 and \$534,927 at December 31, 2019 and 2018, respectively, is included in general expenses due or accrued in the statutory basis statements of admitted assets, liabilities, and capital and surplus.

The net gain from operations of the uninsured portion of ASO uninsured plans and the uninsured portion of partially insured plans are as follows:

	2019		
	ASO Uninsured Plans	Uninsured Portion of Partially Insured Plans	Total ASO
a. Net reimbursement for administrative expenses (including administrative fees) in excess of actual expenses	\$2,962,632	\$ -	\$2,962,632
b. Total net other income or expenses (including interest paid to or received from plans)	-	-	-
c. Net gain (loss) from operations	2,962,632	-	2,962,632
d. Total claim payment volume	7,830,223	-	7,830,223
	2018		
	ASO Uninsured Plans	Uninsured Portion of Partially Insured Plans	Total ASO
a. Net reimbursement for administrative expenses (including administrative fees) in excess of actual expenses	\$2,934,891	\$ -	\$2,934,891
b. Total net other income or expenses (including interest paid to or received from plans)	-	-	-
c. Net gain (loss) from operations	2,934,891	-	2,934,891
d. Total claim payment volume	4,940,031	-	4,940,031

B. The Company has no operations from Administrative Services Contracts

C. Medicare or Other Similarly Structured Cost Based Reimbursement Contract

The Medicare Part D program is a partially insured plan. The Company recorded a receivable relating to uninsured plans in the statutory basis statements of admitted assets, liabilities, and capital and surplus of \$14,298,736 and \$9,386,156 at December 31, 2019 and 2018, respectively, for cost reimbursement under the Medicare Part D program for the catastrophic reinsurance and low-income member cost-sharing subsidies as described in Note 1, *Amounts Receivable Relating to Uninsured Plans* and *Liability for Amounts Held Under Uninsured Plans*. The Company also recorded a receivable of \$0 and \$22,580 and also a payable of \$53,918 and \$17,922 at December 31, 2019 and 2018, respectively, for the Medicare Part D CGDP as described in Note 1, *Amounts Receivable Relating to Uninsured Plans* and *Liability for Amounts Held Under Uninsured Plans*.



The Company participates in administering the payments for TennCare's PBM. There is no risk to the Company as a result of these transactions. The Company recorded a premium tax receivable from TennCare of \$5,373,390 and \$5,024,342 and a corresponding premium tax payable of \$5,373,390 and \$5,024,342 respectively, as of December 31, 2019 and 2018, which is included in amounts receivable relating to uninsured plans and general expenses due or accrued, respectively, in the statutory basis statements of admitted assets, liabilities, and capital and surplus.

TennCare administers enhanced rate payments for the EMS, PCMH, HDP, MTM, PHY, and HL programs through non-risk reconciled payments. The acute benefits for EMS, PCMH, HDP, MTM, PHY, and HL are included in the TennCare's capitation rate. The state-directed PCMH enhanced payments are reimbursed outside of the monthly capitation rates. The Company subsequently remits payment at agreed upon intervals based on a detailed listing provided by TennCare. There is no risk to the Company as any excess or shortfall is 100% remitted or received back from the state. A receivable of \$4,530,857 and \$2,271,637, and a payable of \$47,508,628 and \$45,528 as of December 31, 2019 and 2018, respectively, related to the enhanced rate payments are included in amounts receivable relating to uninsured plans and liability for amounts held under uninsured plans, respectively, in the statutory basis statements of admitted assets, liabilities, and capital and surplus.

The IA DHS has elected to administer enhanced rate payments for the GME and the UIHCP programs through non-risk reconciled payments. The IA DHS capitation rate is inclusive of the enhanced rate and the Company subsequently remits payment at agreed upon intervals to the GME and the UIHCP programs based on a detailed listing provided by the IA DHS. There is no risk to the Company as any excess or shortfall is 100% remitted or received back from the state. A payable of \$147,407 and \$906,040 as of December 31, 2019 and 2018, respectively, related to rate enhanced payments is included in liability for amounts held under uninsured plans in the statutory basis statements of admitted assets, liabilities, and capital and surplus.

The Company has an agreement with IA DHS for hemophilia prescription drugs. IA DHS reimburses the Company for all blood factor hemophilia prescription costs. There is no risk to the Company as all claims are 100% reimbursed by the state pursuant to the agreement. The Company has recorded a receivable for reimbursement due from IA DHS for these costs of \$9,313,640 and \$5,224,912 as of December 31, 2019 and December 31, 2018, respectively, which is included in amounts receivable relating to uninsured plans in the statutory basis statements of admitted assets, liabilities, and capital and surplus.

#### **19. DIRECT PREMIUM WRITTEN/PRODUCED BY MANAGING GENERAL AGENTS/THIRD-PARTY ADMINISTRATORS**

The Company did not have any direct premiums written or produced by managing general agents or third-party administrators in 2019 and 2018.

#### **20. FAIR VALUE MEASUREMENT**

The NAIC SAP defines fair value, establishes a framework for measuring fair value, and outlines the disclosure requirements related to fair value measurements. The fair value hierarchy is as follows:

*Level 1*—Quoted (unadjusted) prices for identical assets in active markets.

*Level 2*—Other observable inputs, either directly or indirectly, including:

- Quoted prices for similar assets in active markets;
- Quoted prices for identical or similar assets in nonactive markets (few transactions, limited information, noncurrent prices, high variability over time, etc.);
- Inputs other than quoted prices that are observable for the asset (interest rates, yield curves, volatilities, default rates, etc.);
- Inputs that are derived principally from or corroborated by other observable market data.



Level 3—Unobservable inputs that cannot be corroborated by observable market data.

The estimated fair values of bonds, cash equivalents, and short-term investments are based on quoted market prices, where available. The Company obtains one price for each security primarily from a third-party pricing service (“pricing service”), which generally uses quoted prices or other observable inputs for the determination of fair value. The pricing service normally derives the security prices through recently reported trades for identical or similar securities, making adjustments through the reporting date based upon available observable market information. For securities not actively traded, the pricing service may use quoted market prices of comparable instruments or discounted cash flow analyses, incorporating inputs that are currently observable in the markets for similar securities. Inputs that are often used in the valuation methodologies include, but are not limited to, non-binding broker quotes, benchmark yields, credit spreads, default rates, and prepayment speeds. As the Company is responsible for the determination of fair value, it performs quarterly analyses on the prices received from the pricing service to determine whether the prices are reasonable estimates of fair value. Specifically, the Company compares the prices received from the pricing service to a secondary pricing source, prices reported by its custodian, its investment consultant, and third-party investment advisors. Additionally, the Company compares changes in the reported market values and returns to relevant market indices to test the reasonableness of the reported prices. The Company’s internal price verification procedures and review of fair value methodology documentation provided by independent pricing services have not historically resulted in an adjustment in the prices obtained from the pricing service.

In instances in which the inputs used to measure fair value fall into different levels of the fair value hierarchy, the fair value measurement has been determined based on the lowest-level input that is significant to the fair value measurement in its entirety. The Company’s assessment of the significance of a particular item to the fair value measurement in its entirety requires judgment, including the consideration of inputs specific to the asset or liability.

A. Fair Value

(1) Fair Value Measurements at Reporting Date

The following tables present information about the Company’s financial assets that are measured and reported at fair value at December 31, 2019 and 2018, in the statutory basis statements of admitted assets, liabilities, and capital and surplus according to the valuation techniques the Company used to determine their fair values:

Description for Each Class of Asset or Liability	December 31, 2019				Total
	(Level 1)	(Level 2)	(Level 3)	Net Asset Value (NAV)	
a. Assets at fair value:					
Perpetual preferred stock:					
Industrial and misc	\$ -	\$ -	\$ -	\$ -	\$ -
Parent, subsidiaries, and affiliates	-	-	-	-	-
Total perpetual preferred stocks	-	-	-	-	-
Bonds:					
U.S. governments	-	-	-	-	-
Industrial and misc	-	-	-	-	-
Hybrid securities	-	-	-	-	-
Parent, subsidiaries, and affiliates	-	-	-	-	-
Total bonds	-	-	-	-	-
Common stock:					
Industrial and misc	-	-	-	-	-
Parent, subsidiaries, and affiliates	-	-	-	-	-
Total common stock	-	-	-	-	-
Derivative assets:					
Interest rate contracts	-	-	-	-	-
Foreign exchange contracts	-	-	-	-	-
Credit contracts	-	-	-	-	-
Commodity futures contracts	-	-	-	-	-
Commodity forward contracts	-	-	-	-	-
Total derivatives	-	-	-	-	-
Money-market funds	71,314,206	-	-	-	71,314,206
Additional write-ins	-	-	-	-	-
Separate account assets	-	-	-	-	-
Total assets at fair value/NAV	\$ 71,314,206	\$ -	\$ -	\$ -	\$ 71,314,206
b. Liabilities at fair value:					
Derivative liabilities	\$ -	\$ -	\$ -	\$ -	\$ -
Additional write-ins	-	-	-	-	-
Additional write-ins	-	-	-	-	-
Total liabilities at fair value	\$ -	\$ -	\$ -	\$ -	\$ -



Description for Each Class of Asset or Liability	December 31, 2018				Total
	(Level 1)	(Level 2)	(Level 3)	Net Asset Value (NAV)	
a. Assets at fair value:					
Perpetual preferred stock:					
Industrial and misc	\$ -	\$ -	\$ -	\$ -	\$ -
Parent, subsidiaries, and affiliates	-	-	-	-	-
Total perpetual preferred stocks	-	-	-	-	-
Bonds:					
U.S. governments	-	-	-	-	-
Industrial and misc	-	-	-	-	-
Hybrid securities	-	-	-	-	-
Parent, subsidiaries, and affiliates	-	-	-	-	-
Total bonds	-	-	-	-	-
Common stock:					
Industrial and misc	-	-	-	-	-
Parent, subsidiaries, and affiliates	-	-	-	-	-
Total common stock	-	-	-	-	-
Derivative assets:					
Interest rate contracts	-	-	-	-	-
Foreign exchange contracts	-	-	-	-	-
Credit contracts	-	-	-	-	-
Commodity futures contracts	-	-	-	-	-
Commodity forward contracts	-	-	-	-	-
Total derivatives	-	-	-	-	-
Money-market funds	354,317,794	-	-	-	354,317,794
Additional write-ins	-	-	-	-	-
Separate account assets	-	-	-	-	-
Total assets at fair value/NAV	<u>\$ 354,317,794</u>	<u>\$ -</u>	<u>\$ -</u>	<u>\$ -</u>	<u>\$ 354,317,794</u>
b. Liabilities at fair value:					
Derivative liabilities	\$ -	\$ -	\$ -	\$ -	-
Additional write-ins	-	-	-	-	-
Additional write-ins	-	-	-	-	-
Total liabilities at fair value	<u>\$ -</u>	<u>\$ -</u>	<u>\$ -</u>	<u>\$ -</u>	<u>\$ -</u>

There were no transfers between Levels 1 and 2 during the years ended December 31, 2019 and 2018.

- (2) The Company does consider its investments in LIHTC investments as a Level 3 investment as there is no readily available market. As a result these investments are recorded and reported at book value of \$9,924,596 and \$11,787,076 as of December 31, 2019 and 2018, respectively.
- (3) Transfers between fair value hierarchy levels, if any, are recorded as of the beginning of the reporting period in which the transfer occurs. There were no transfers between Levels 1, 2 or 3 of any financial assets or liabilities during the years ended December 31, 2019 or 2018.
- (4) **Investments** — Fair values of debt securities are based on quoted market prices, where available. The Company obtains one price for each security primarily from a pricing service, which generally uses quoted prices or other observable inputs for the determination of fair value. The pricing service normally derives the security prices through recently reported trades for identical or similar securities, and, if necessary, makes adjustments through the reporting date based upon available observable market information. For securities not actively traded, the pricing service may use quoted market prices of comparable instruments or discounted cash flow analyses, incorporating inputs that are currently observable in the markets for similar securities. Inputs that are often used in the valuation methodologies include, but are not limited to, benchmark yields, credit spreads, default rates, prepayment speeds and non-binding broker quotes. As the Company is responsible for the determination of fair value, it performs quarterly analyses on the prices received from the pricing service to determine whether the prices are reasonable estimates of fair value. Specifically, the Company compares the prices received from the pricing service to prices reported by a secondary pricing source, such as its custodian, its investment consultant and third-party investment advisors. Additionally, the Company compares changes in the reported market values and returns to relevant market indices to test the reasonableness of the reported prices. The Company's internal price verification procedures and reviews of fair value methodology documentation provided by independent pricing services have not historically resulted in adjustment in the prices obtained from the pricing service.



**LIHTC Investments** —The Company does consider its investments in LIHTC investments as a Level 3 investment even though no market valuation adjustment was required as of December 31, 2019 and 2018, as a result these investments are excluded from being presented as a Level 3 security in the financial hierarchy tables above. As there is no readily available market, these securities are recorded and reported at book/adjusted carrying value and considered held to maturity as they will not be sold. Should any contractual breakage occur that jeopardizes the ability to receive the tax credits associated with these securities, impairments will be recognized. As of December 31, 2019, all of these investments are performing in accordance with their original contract terms.

(5) The Company has no derivative assets and liabilities to disclose.

B. Fair Value Combination — Not applicable.

C. Aggregate Fair Value Hierarchy

The aggregate fair value by hierarchy of all financial instruments as of December 31, 2019 and 2018 is presented in the table below:

Type of Financial Instrument	December 31, 2019						Not Practicable (Carrying Value)
	Aggregate Fair Value	Admitted Assets	(Level 1)	(Level 2)	(Level 3)	Net Asset Value (NAV)	
U.S. government and agency securities	\$ 238,015,673	\$ 235,276,921	\$ 122,194,566	\$ 115,821,107	\$ -	\$ -	\$ -
State and agency municipal securities	58,368,364	56,565,116	-	58,368,364	-	-	-
City and county municipal securities	69,509,423	67,006,030	-	69,509,423	-	-	-
Corporate debt securities	309,353,684	301,855,288	3,387,378	305,966,306	-	-	-
Cash equivalents	76,062,090	76,062,090	76,062,090	-	-	-	-
Other invested assets	9,924,596	9,924,596	-	-	9,924,596	-	-
Total bonds, short-term investments, cash equivalents, and other invested assets	\$ 761,233,830	\$ 746,690,041	\$ 201,644,034	\$ 549,665,200	\$ 9,924,596	\$ -	\$ -

Type of Financial Instrument	December 31, 2018						Not Practicable (Carrying Value)
	Aggregate Fair Value	Admitted Assets	(Level 1)	(Level 2)	(Level 3)	Net Asset Value (NAV)	
U.S. government and agency securities	\$ 182,616,202	\$ 186,169,154	\$ 123,443,670	\$ 59,172,532	\$ -	\$ -	\$ -
State and agency municipal securities	83,363,529	83,470,780	-	83,363,529	-	-	-
City and county municipal securities	88,876,889	88,792,172	-	88,876,889	-	-	-
Corporate debt securities	247,750,704	251,019,306	7,705,621	240,045,083	-	-	-
Cash equivalents	359,812,156	359,812,156	359,812,156	-	-	-	-
Other invested assets	11,787,076	11,787,076	-	-	11,787,076	-	-
Total bonds, short-term investments, cash equivalents, and other invested assets	\$ 974,206,556	\$ 981,050,644	\$ 490,961,447	\$ 471,458,033	\$ 11,787,076	\$ -	\$ -

D. Not Practicable to Estimate Fair Value — Not applicable.

E. Investments Measured Using the NAV Practical Expedient — Not applicable.

21. OTHER ITEMS

The Company recorded receivables related to retroactive policies and estimated withholds of \$36,560,013 as of December 31, 2018 for the TennCare Medicaid and CHOICES products. As of December 31, 2019, the Company has collected \$38,305,606 related to retroactive policies and estimated withholds related to these prior year balances for Medicaid and CHOICES. Currently, there are no accruals for TennCare retroactive receivables and estimated withholds for Medicaid and CHOICES remaining for the prior year. These amounts are included in premiums and considerations in the statutory basis financial statements as of December 31, 2019 and December 31, 2018.

The Company has recorded payables for estimated recoupments of \$10,641,490 for TennCare Medicaid and CHOICES, net as of December 31, 2018. As of December 31, 2019, \$9,417,134 has been recouped related to these prior year balances for Medicaid and CHOICES, net. Currently, there is 2,274,928 estimated recoupments for Medicaid and CHOICES, net, remaining for the prior year. These amounts are included in aggregate health policy reserves in the statutory basis financial statements as of December 31, 2019 and December 31, 2018.

The Company continues to refine the estimated recoupments on the CHOICES product. The impact of further refining the estimates due to updated information and additional history with the CHOICES product could result in adjustments to the amounts previously reported as net premium income. However, the Company is unable to accurately estimate the financial impact of the change at this time and any change would be reflected in operating results in the period in which the change in the estimate is identified.

The Company is now including money-market funds in the 2019 Note 20A (1) Fair Value Measurements at Reporting Date table. The Company has elected to present similar activity in the 2018 Note 20A (1) Fair Value Measurements at Reporting Date table for comparability. Similarly, the Company is now including cash equivalents (which includes money-market funds) in the 2019 Note 20C Aggregate Fair Value Hierarchy table. The Company has elected to present similar activity in the 2018 Note 20C Aggregate Fair Value Hierarchy table for comparability.



**A. Unusual or Infrequent Items**

The Company did not encounter any unusual or infrequent items for the years ended December 31, 2019 and 2018.

**B. Troubled Debt Restructuring: Debtors**

The Company has no troubled debt restructurings as of December 31, 2019 and 2018.

**C. Other Disclosures**

The Company does not have any amounts not recorded in the statutory basis financial statements that represent segregated funds held for others. The Company also does not have any exposures related to forward commitments that are not derivative instruments.

**D. Business Interruption Insurance Recoveries**

The Company has not received any business interruption insurance recoveries during 2019 and 2018.

**E. State Transferable and Non-transferable Tax Credits**

The Company has no transferable or non-transferable state tax credits.

**F. Sub-Prime Mortgage-Related Risk Exposure**

- (1) The investment policy for the Company limits investments in loan-backed securities, which includes sub-prime issuers. Further, the policy limits investments in private-issuer mortgage securities to 10% of the portfolio, which also includes sub-prime issuers. The exposure to unrealized losses on sub-prime issuers is due to changes in market prices. There are no realized losses due to not receiving anticipated cash flows. The investments covered have an NAIC designation of 1 or 2.
- (2) The Company has no direct exposure through investments in sub-prime mortgage loans.
- (3) The Company has no direct exposure through other investments.
- (4) The Company has no underwriting exposure to sub-prime mortgage risk through mortgage guaranty or financial guaranty insurance coverage.

**G. Retained Assets**

The Company does not have any retained asset accounts for beneficiaries.

**H. Insurance-Linked Securities Contracts**

As of December 31, 2019, the Company is not aware of any possible proceeds of insurance-linked securities.

**I. The Amount That Could Be Realized on Life Insurance Where the Reporting Entity is Owner and Beneficiary or Has Otherwise Obtained Rights to Control the Policy — Not applicable.**

**22. EVENTS SUBSEQUENT**

Subsequent events have been evaluated through February 28, 2020, which is the date these statutory basis financial statements were available for issuance.

**TYPE I — Recognized Subsequent Events**

Any material Type I events subsequent to December 31, 2019, have been recognized in the statutory basis financial statements and corresponding disclosures.

**TYPE II — Non-Recognized Subsequent Events**

The Company is subject to the annual fee under Section 9010 of the ACA. The fee is allocated to individual health insurers based on the ratio of the amount of the entity's net premiums written during the preceding calendar year to the amount of the health insurance for any U.S. health risk that is written during the preceding calendar year. A health insurance entity's portion of the annual fee becomes payable once the entity provides health insurance for any U.S. health risk for each calendar year beginning on or after January 1, of the year the fee is due. The HIF was repealed by Congress, effective January 1, 2021.



As of December 31, 2019, the Company has written health insurance subject to the ACA assessment, expects to conduct health insurance business in 2020, and estimates its portion of the annual health insurance industry fee payable on September 30, 2020 to be \$68,153,345. This amount has been apportioned out of unassigned surplus and is reflected as Section 9010 ACA subsequent fee year assessment in the statutory basis financial statements. In accordance with the 2019 HIF moratorium, no amounts were required to be apportioned out of unassigned surplus in 2018 (see Note 1). The Company's Authorized Control Level RBC ("ACL RBC") ratio was 361% as of December 31, 2019. Reporting the ACA assessment as a liability as of December 31, 2019, would not have triggered an RBC action level.

The table below presents information regarding the annual fee under Section 9010 of the ACA as of December 31, 2019 and 2018:

	2019	2018
A. Did the reporting entity write accident and health insurance premium that is subject to Section 9010 of the Federal Affordable Care Act (YES/NO)?	<u>Yes</u>	
B. ACA fee assessment payable for the upcoming year	\$ 68,153,345	\$ -
C. ACA fee assessment paid	-	63,738,432
D. Premium written subject to ACA 9010 assessment	3,572,837,140	-
E. Total Adjusted Capital before surplus adjustment (Five-Year Historical Line 14)	615,878,537	
F. Total Adjusted Capital after surplus adjustment (Five-Year Historical Line 14 minus 22B above)	547,725,192	
G. Authorized Control Level (Five-Year Historical Line 15)	151,834,149	
H. Would reporting the ACA assessment as of December 31, 2019, have triggered an RBC action level (YES/NO)?	<u>No</u>	

There are no other events subsequent to December 31, 2019 that require disclosure.

23. REINSURANCE

**Reinsurance Agreements**—In the normal course of business, the Company seeks to reduce potential losses that may arise from catastrophic events that cause unfavorable underwriting results by reinsuring certain levels of such risk with affiliated reinsurers. The Company remains primarily liable as the direct insurer on all risks reinsured.

The Company has an insolvency-only reinsurance agreement with UHIC, an affiliate of the Company, to provide insolvency protection for its enrollees. Reinsurance premiums, which are calculated on a percentage of member premium income, of \$4,721,927 and \$6,108,851 in 2019 and 2018, respectively, are netted against net premium income in the statutory basis statements of operations. The Company remains primarily liable as the direct insurer on all risks reinsured.

The effect of internal reinsurance agreements outlined above on net premium income, hospital and medical expenses, is presented below:

	2019	2018
Premiums:		
Direct	\$ 4,664,723,254	\$ 6,113,188,720
Ceded:		
Affiliate	<u>4,721,927</u>	<u>6,108,851</u>
Net premium income	<u>\$ 4,660,001,327</u>	<u>\$ 6,107,079,869</u>
Hospital and medical expenses:		
Direct	\$ 3,975,512,119	\$ 5,450,748,321
Ceded:		
Affiliate	<u>-</u>	<u>-</u>
Net hospital and medical expenses	<u>\$ 3,975,512,119</u>	<u>\$ 5,450,748,321</u>



**A. Ceded Reinsurance Report**

**Section 1 — General Interrogatories**

- (1) Are any of the reinsurers, listed in Schedule S as non-affiliated, owned in excess of 10% or controlled, either directly or indirectly, by the Company or by any representative, officer, trustee, or director of the Company?

Yes ( )      No (X)

- (2) Have any policies issued by the Company been reinsured with a company chartered in a country other than the United States (excluding U.S. branches of such companies) that is owned in excess of 10% or controlled directly or indirectly by an insured, a beneficiary, a creditor, or any other person not primarily engaged in the insurance business?

Yes ( )      No (X)

**Section 2 — Ceded Reinsurance Report — Part A**

- (1) Does the Company have any reinsurance agreements in effect under which the reinsurer may unilaterally cancel any reinsurance for reasons other than for nonpayment of premium or other similar credit?

Yes ( )      No (X)

- (2) Does the reporting entity have any reinsurance agreements in effect that the amount of losses paid or accrued through the statement date may result in a payment to the reinsurer of amounts that, in aggregate and allowing for offset of mutual credits from other reinsurance agreements with the same reinsurer, exceed the total direct premium collected under the reinsured policies?

Yes ( )      No (X)

**Section 3 — Ceded Reinsurance Report — Part B**

- (1) What is the estimated amount of the aggregate reduction in surplus (for agreements other than those under which the reinsurer may unilaterally cancel for reasons other than for nonpayment of premium or other similar credits that are reflected in Section 2 above) of termination of all reinsurance agreements, by either party, as of the date of this statement? Where necessary, the Company may consider the current or anticipated experience of the business reinsured in making this estimate.

The Company estimates there should be no aggregate reduction in surplus for termination of all reinsurance agreements as of December 31, 2019.

- (2) Have any new agreements been executed or existing agreements amended, since January 1 of the year of this statement, to include policies or contracts that were in force or which had existing reserves established by the Company as of the effective date of the agreement?

Yes ( )      No (X)

- B. Uncollectible Reinsurance** — During 2019 and 2018, there were no uncollectible reinsurance recoverables.

- C. Commutation of Ceded Reinsurance** — There was no commutation of reinsurance in 2019 or 2018.

- D. Certified Reinsurer Rating Downgraded or Status Subject to Revocation** — Not applicable.

**24. RETROSPECTIVELY RATED CONTRACTS AND CONTRACTS SUBJECT TO REDETERMINATION**

- A.** The Company estimates accrued retrospective premium adjustments for its group health insurance business based on mathematical calculations in accordance with contractual terms.

- B.** Estimated accrued retrospective premiums due to (from) the Company are recorded in premiums and considerations and aggregate health policy reserves in the statutory basis statements of admitted assets, liabilities, and capital and surplus and as an adjustment to change in reserve for rate credits in the statutory basis statements of operations.



- C.** Pursuant to the ACA, the Company's commercial business is subject to retrospectively rated features based on the actual medical loss ratios experienced on the commercial lines of business. The formula is calculated pursuant to the ACA guidance. The total amount of direct premiums written for the commercial lines of business subject to the retrospectively rated features was \$136,385,907 and \$143,486,076, representing 2.9% and 2.3% of total direct premiums written as of December 31, 2019 and 2018, respectively.

Pursuant to the ACA, the Medicare Plans are subject to retrospectively rated features based on the actual medical loss ratios experienced on the Medicare line of business. The formula is calculated pursuant to the ACA guidance. The total amount of direct premiums written for the Medicare line of business subject to the retrospectively rated features was \$1,044,865,169 and \$894,147,294, representing 22.4% and 14.6% of total direct premiums written as of December 31, 2019 and 2018, respectively.

The Company has Medicare Part D risk-corridor amounts from CMS which are subject to a retrospectively rated feature related to Part D premiums. The Company has estimated accrued retrospective premiums related to certain Part D premiums based on guidelines determined by CMS. The formula is tiered and based on the bid medical loss ratio. The amount of Medicare Part D direct premiums written subject to the retrospectively rated feature was \$58,000,780 and \$46,062,304 representing, 1.2% and 0.8% of total direct premiums written for 2019 and 2018, respectively.

The Company has risk-adjustment amounts from CMS which are subject to a redetermination feature related to the Medicare Plans premiums. The Company has estimated premium adjustments for changes to each member's health scores based on guidelines determined by CMS. The total amount of Medicare direct premiums written for which a portion is subject to the redetermination feature was \$1,044,865,169 and \$894,147,294 representing, 22.4% and 14.6% of total direct premiums written for 2019 and 2018, respectively.

During 2018, the Company contracted with the federal government through the OPM to administer the FEHBP. The Company was subject to rate adjustments through audits by the OPM. The amount of direct premiums written subject to these redetermination features was \$16,837,298, representing 0.3% of total direct premiums written for 2018.

The Company has a contract with Ankeny Community School District that includes a retrospective premium feature. The Company is subject to premium adjustments based on a medical target. The amount of direct premiums written subject to retrospective rating was \$15,510,477 and \$12,653,918 representing 0.3% and 0.2% of total direct premiums written for 2019 and 2018, respectively.

CMS has released the final Medicaid Managed Care Rule which is subject to each State's administration elections. This rule is the first major update to the Medicaid Managed Care regulations in more than a decade. Many items including a minimum loss ratio requirement were implemented for contracts with an effective date starting on or after July 1, 2017 while other elements of the regulation will be implemented over the following decade. Pursuant to the regulations, for contracts effective on or after July 1, 2017 premiums associated with the Company's Medicaid line of business is subject to retrospectively rated features based on the actual medical loss ratios experienced on this product. The calculation is pursuant to the Medicaid Managed Care guidance. The total amount of direct premiums written for the Medicaid line of business for which a portion is subject to the retrospectively rated features was \$3,483,357,809 and \$5,058,718,052, representing 74.7% and 82.8% of total direct premiums written as of December 31, 2019 and December 31, 2018, respectively.

The Company records risk adjusted rates and withhold adjustments related to TennCare which include redetermination features. The total amount of direct premiums written for which a portion is subject to these redetermination features was \$1,971,817,277 and \$2,020,679,899 representing 42.3% and 33.1% of total direct premiums written for 2019 and 2018, respectively.

The Company records risk adjusted rates and withhold adjustments related to IA DHS and provides Home Based Habilitation services to eligible members which include redetermination features. The total amount of direct premiums written for which a portion is subject to these redetermination features was \$1,511,540,532 and \$3,038,038,153, representing 32.4% and 49.7% of total direct premiums written for 2019 and 2018, respectively.

- D.** The Company is required to maintain specific minimum loss ratios on the comprehensive commercial and Medicare lines of business.



The following table discloses the minimum medical loss ratio rebate liability for the comprehensive commercial and Medicare lines of business which is included in aggregate health policy reserves in the statutory basis statements of admitted assets, liabilities, and capital and surplus for the years ended December 31, 2019 and 2018:

	1	2	3	4	5
	Individual	Small Group Employer	Large Group Employer	Other Categories with Rebates	Total
Prior reporting year					
(1) Medical loss ratio rebates incurred	\$ -	\$ 81,819	\$ -	\$ 4,663,828	\$ 4,745,647
(2) Medical loss ratio rebates paid	-	1,387,893	-	16,592,862	17,980,755
(3) Medical loss rebates unpaid	-	302,312	-	45,830,487	46,132,799
(4) Plus reinsurance assumed amounts	XXX	XXX	XXX	XXX	-
(5) Less reinsurance ceded amounts	XXX	XXX	XXX	XXX	-
(6) Rebates unpaid net of reinsurance	XXX	XXX	XXX	XXX	46,132,799
Current reporting year-to-date					
(7) Medical loss ratio rebates incurred	-	1,132,268	159,452	-	1,291,720
(8) Medical loss ratio rebates paid	-	1,434,580	-	45,830,488	47,265,068
(9) Medical loss rebates unpaid	-	-	159,452	-	159,452
(10) Plus reinsurance assumed amounts	XXX	XXX	XXX	XXX	-
(11) Less reinsurance ceded amounts	XXX	XXX	XXX	XXX	-
(12) Rebates unpaid net of reinsurance	XXX	XXX	XXX	XXX	159,452

Pursuant to the Medicaid Managed Care Rule, based on the State’s election the Company may be required to maintain specific minimum loss ratios on the Medicaid line of business. The Company’s actual medical loss ratios for the Medicaid Managed Care Rule were in excess of the minimum requirements and, as a result, no minimum loss ratio liability was required as of December 31, 2019 and December 31, 2018, respectively.

E. Risk-Sharing Provisions of the Affordable Care Act

- (1) The Company has accident and health insurance premiums in 2019 and 2018 subject to the risk- sharing provisions of the ACA.

The ACA imposed fees and premium stabilization provisions on health insurance issuers offering comprehensive commercial health insurance. The three premium stabilization programs are commonly referred to as the 3Rs — risk adjustment, reinsurance, and risk corridors.

**Risk Adjustment** — The permanent risk adjustment program, designed to mitigate the potential impact of adverse selection and provide stability for health insurance issuers, applies to all non-grandfathered plans not subject to transitional relief in the individual and small group markets both inside and outside of the insurance exchanges. Effective for 2018 benefit plan year, the risk adjustments and distributions are calculated using a high-cost risk pool which adds a reinsurance-like element to this program. The operation of the high-cost risk pools exclude a percentage of costs above a threshold level determined by federal regulations. The program operates two national high-cost risk pools, one for individuals and one for small groups. Premium adjustments pursuant to the risk adjustment program are accounted for as premium subject to redetermination and user fees are accounted for as assessments.

**Reinsurance** — The transitional reinsurance program was designed to protect issuers in the individual market from an expected increase in large claims due to the elimination of preexisting condition limitations. The transitional reinsurance program was effective from 2014 through 2016 and applied to all issuers of major medical commercial products and third-party administrators. Contributions attributable to enrollees in the ACA compliant individual plans, including program administrative costs, were accounted for as ceded premium and payments received were accounted for as ceded benefit recoveries. The portion of the individual contributions earmarked for the U.S. Treasury was accounted for as an assessment. Contributions made for enrollees in fully insured plans other than the ACA compliant individual plans, including program administrative costs and payments to the U.S. Treasury, were treated as assessments.

**Risk Corridors** — The temporary risk corridors program, designed to provide some aggregate protection against variability for issuers in the individual and small group markets during the period 2014 through 2016, applied to Qualified Health Plans in the individual and small group markets both inside and outside of the insurance exchanges. Premium adjustments pursuant to the risk corridors program were accounted for as premium adjustments for retrospectively rated contracts.

- (2) The following table presents the current year impact of risk-sharing provisions of the ACA on assets, liabilities and operations:



ANNUAL STATEMENT FOR THE YEAR 2019 OF THE UnitedHealthcare Plan of the River Valley, Inc.

a. Permanent ACA Risk Adjustment Program		December 31, 2019
<u>Assets</u>		
1. Premium adjustments receivable due to ACA Risk Adjustment (including high risk pool payments)	\$	607,675
<u>Liabilities</u>		
2. Risk adjustment user fees payable for ACA Risk Adjustment		18,711
3. Premium adjustments payable due to ACA Risk Adjustment (including high risk pool premium)		3,262,961
<u>Operations (Revenue &amp; Expense)</u>		
4. Reported as revenue in premium for accident and health contracts (w ritten/collected) due to ACA Risk Adjustment		(3,655,638)
5. Reported in expenses as ACA risk adjustment user fees (incurred/paid)		18,696
b. Transitional ACA Reinsurance Program		
<u>Assets</u>		
1. Amounts recoverable for claims paid due to ACA Reinsurance	\$	-
2. Amounts recoverable for claims unpaid due to ACA Reinsurance (Contra Liability)		-
3. Amounts receivable relating to uninsured plans for contributions for ACA Reinsurance		-
<u>Liabilities</u>		
4. Liabilities for contributions payable due to ACA Reinsurance - not reported as ceded premium		-
5. Ceded reinsurance premiums payable due to ACA Reinsurance		-
6. Liability for amounts held under uninsured plans contributions for ACA Reinsurance		-
<u>Operations (Revenue &amp; Expense)</u>		
7. Ceded reinsurance premiums due to ACA Reinsurance		-
8. Reinsurance recoveries (income statement) due to ACA reinsurance payments or expected payments		-
9. ACA Reinsurance contributions - not reported as ceded premium		-
c. Temporary ACA Risk Corridors Program		
<u>Assets</u>		
1. Accrued retrospective premium due to ACA Risk Corridors	\$	-
<u>Liabilities</u>		
2. Reserve for rate credits or policy experience rating refunds due to ACA Risk Corridors		-
<u>Operations (Revenue &amp; Expense)</u>		
3. Effect of ACA Risk Corridors on net premium income (paid/received)		-
4. Effect of ACA Risk Corridors on change in reserves for rate credits		-



(3) The following table is a rollforward of the prior year ACA risk-sharing provisions for asset and liability balances, along with reasons for adjustments to prior year balances:

	Accrued During the Prior Year on Business Written before December 31 of the Prior Year		Received or Paid as of the Current Year on Business Written before December 31 of the Prior Year		Differences		Adjustments		Ref	Unsettled Balances as of the Reporting Date	
					Prior Year Accrued Less Payments (Col 1 - 3)	Prior Year Accrued Less Payments (Col 2 - 4)	To Prior Year Balances	To Prior Year Balances		Cumulative Balance from Prior Years (Col 1 - 3 + 7)	Cumulative Balance from Prior Years (Col 2 - 4 + 8)
	1	2	3	4	5	6	7	8		9	10
	Receivable	(Payable)	Receivable	(Payable)	Receivable	(Payable)	Receivable	(Payable)		Receivable	(Payable)
a. Permanent ACA Risk Adjustment Program											
1. Premium Adjustment Receivable (including high risk pool payments)	\$ 817,093	\$ -	\$ 3,467	\$ -	\$ 813,626	\$ -	\$ (811,445)	\$ -	A	\$ 2,181	\$ -
2. Premium Adjustment (Payable) (including high risk pool premium)	-	(1,771,195)	-	(1,957,921)	-	186,726	-	(1,462,859)	B	-	(1,276,133)
3. Subtotal ACA Permanent Risk Adjustment Program	817,093	(1,771,195)	3,467	(1,957,921)	813,626	186,726	(811,445)	(1,462,859)		2,181	(1,276,133)
b. Transitional ACA Reinsurance Program											
1. Amounts recoverable for claims paid	-	-	-	-	-	-	-	-	C	-	-
2. Amounts recoverable for claims unpaid (contra liability)	-	-	-	-	-	-	-	-	D	-	-
3. Amounts receivable relating to uninsured plans	-	-	-	-	-	-	-	-	E	-	-
4. Liabilities for contributions payable due to ACA Reinsurance—not reported as ceded premium	-	-	-	-	-	-	-	-	F	-	-
5. Ceded reinsurance premiums payable	-	-	-	-	-	-	-	-	G	-	-
6. Liability for amounts held under uninsured plans	-	-	-	-	-	-	-	-	H	-	-
7. Subtotal ACA Transitional Reinsurance Program	-	-	-	-	-	-	-	-		-	-
c. Temporary ACA Risk Corridors Program											
1. Accrued retrospective premium	-	-	-	-	-	-	-	-	I	-	-
2. Reserve for rate credits or policy experience rating refunds	-	-	-	-	-	-	-	-	J	-	-
3. Subtotal ACA Risk Corridors Program	-	-	-	-	-	-	-	-		-	-
d. Total for ACA Risk-Sharing Provisions	\$ 817,093	\$ (1,771,195)	\$ 3,467	\$ (1,957,921)	\$ 813,626	\$ 186,726	\$ (811,445)	\$ (1,462,859)		\$ 2,181	\$ (1,276,133)

Explanation of Adjustments

The risk adjustment receivable as of December 31, 2019 was adjusted based on the final CMS Summary Report on Permanent Risk Adjustment Transfers for the 2018 Benefit Year. The risk adjustment receivable as of December 31, 2018 utilized paid claims through October 31, 2018. The adjustment to the December receivable balance reflects the true up to final results for the 2018 Benefit Year. The risk adjustment receivable was further adjusted based on the CMS Summary Report of 2017 Benefit Year Risk Adjustment Data Validation Adjustments to Risk Adjustment Transfers.

A.

The risk adjustment payable as of December 31, 2019 was adjusted based on the final CMS Summary Report on Permanent Risk Adjustment Transfers for the 2018 Benefit Year. The risk adjustment payable as of December 31, 2018 utilized paid claims through October 31, 2018. The adjustment to the December payable balance reflects the true up to final results for the 2018 Benefit Year. The risk adjustment payable as of December 31, 2019 was further adjusted based on the CMS Summary Report of 2017 Benefit Year Risk Adjustment Data Validation Adjustments to Risk Adjustment Transfers.

B.

C. N/A

D. N/A

E. N/A

F. N/A

G. N/A

H. N/A

I. N/A

J. N/A

(4) The Company does not have any risk corridor receivables or payables to present in the table below.

	Accrued During the Prior Year on Business Written Before December 31 of the Prior Year		Received or Paid as of the Current Year on Business Written Before December 31 of the Prior Year		Differences		Adjustments		Ref	Unsettled Balances as of the Reporting Date	
					Prior Year Accrued Less Payments (Col 1–3)	Prior Year Accrued Less Payments (Col 2–4)	To Prior Year Balances	To Prior Year Balances		Cumulative Balance from Prior Years (Col 1–3+7)	Cumulative Balance from Prior Years (Col 2–4+8)
	1	2	3	4	5	6	7	8		9	10
	Receivable	(Payable)	Receivable	(Payable)	Receivable	(Payable)	Receivable	(Payable)		Receivable	(Payable)
Risk Corridors Program Year:											
a. 2014											
1. Accrued retrospective premium	\$ -	\$ -	\$ -	\$ -	\$ -	\$ -	\$ -	\$ -	A	\$ -	\$ -
2. Reserve for rate credits or policy experience rating refunds	-	-	-	-	-	-	-	-	B	-	-
b. 2015											
1. Accrued retrospective premium	-	-	-	-	-	-	-	-	C	-	-
2. Reserve for rate credits or policy experience rating refunds	-	-	-	-	-	-	-	-	D	-	-
c. 2016											
1. Accrued retrospective premium	-	-	-	-	-	-	-	-	E	-	-
2. Reserve for rate credits or policy experience rating refunds	-	-	-	-	-	-	-	-	F	-	-
d. Total for Risk Corridors	\$ -	\$ -	\$ -	\$ -	\$ -	\$ -	\$ -	\$ -		\$ -	\$ -

Explanation of Adjustments

A.

B.

C.

D.

E.

F.



(5) The Company does not have any risk corridor receivables to present in the table below.

	1	2	3	4	5	6
	Estimated Amount to be Filed or Final	Non-Accrued Amounts for Impairment or Other Reasons	Amounts received from CMS	Asset Balance (Gross of Non- admissions) (1-2-3)	Non-admitted Amount	Net Admitted Asset (4-5)
Risk Corridors Program Year:	Amount Filed with CMS					
a. 2014	\$ -	\$ -	\$ -	\$ -	\$ -	\$ -
b. 2015	-	-	-	-	-	-
c. 2016	-	-	-	-	-	-
d. Total (a+b+c)	\$ -	\$ -	\$ -	\$ -	\$ -	\$ -

25. CHANGE IN INCURRED CLAIMS AND CLAIMS ADJUSTMENT EXPENSES

A. Changes in estimates related to the prior year incurred claims are included in total hospital and medical expenses in the current year in the statutory basis statements of operations. The following tables disclose paid claims, incurred claims, and the balance in claims unpaid, accrued medical incentive pool and bonus amounts, aggregate health claim reserves, and health care receivables (excluding provider loans and advances not yet expensed) for the years ended December 31, 2019 and 2018:

	2019		
	Current Year Incurred Claims	Prior Years Incurred Claims	Total
Beginning of year claim reserve	\$ -	\$ (591,287,001)	\$ (591,287,001)
Paid claims—net of health care receivables*	3,788,373,943	467,757,993	4,256,131,936
End of year claim reserve	283,511,648	26,990,892	310,502,540
Incurred claims excluding the change in health care receivables	4,071,885,591	(96,538,116)	3,975,347,475
Beginning of year health care receivables*	-	74,299,719	74,299,719
End of year health care receivables*	(56,180,182)	(17,954,893)	(74,135,075)
Total incurred claims	\$ 4,015,705,409	\$ (40,193,290)	\$ 3,975,512,119

\*Health care receivables excludes provider loans and advances not yet expensed of \$306,927 and \$410,359 for 2019 and 2018, respectively.

	2018		
	Current Year Incurred Claims	Prior Years Incurred Claims	Total
Beginning of year claim reserve	\$ -	\$ (494,154,045)	\$ (494,154,045)
Paid claims—net of health care receivables*	4,926,593,857	437,799,334	5,364,393,191
End of year claim reserve	576,361,629	14,925,372	591,287,001
Incurred claims excluding the change in health care receivables	5,502,955,486	(41,429,339)	5,461,526,147
Beginning of year health care receivables*	-	63,521,893	63,521,893
End of year health care receivables*	(60,132,431)	(14,167,288)	(74,299,719)
Total incurred claims	\$ 5,442,823,055	\$ 7,925,266	\$ 5,450,748,321

\*Health care receivables excludes provider loans and advances not yet expensed of \$410,359 and \$522,450 for 2018 and 2017, respectively.



The liability for claims unpaid, accrued medical incentive pool and bonus amounts, aggregate health claim reserves, net of health care receivables (excluding provider loans and advances not yet expensed), as of December 31, 2018 was \$516,987,282. As of December 31, 2019, \$467,757,993 has been paid for incurred claims attributable to insured events of prior years. Reserves remaining for prior years, net of health care receivables (excluding provider loans and advances not yet expensed) are now \$9,035,999, as a result of re-estimation of unpaid claims. Therefore, there has been \$ 40,193,290 favorable prior year development since December 31, 2018 to December 31, 2019. The primary drivers consist of \$33,381,493 favorable development as a result of a change in the provision for adverse deviations in experience and \$11,749,834 favorable development in retroactivity for inpatient, outpatient, physician, and pharmacy claims, partially offset by unfavorable development of \$4,143,850 in risk share and \$1,017,890 in claims withholds. At December 31, 2018, the Company recorded \$7,925,266 of unfavorable development. The primary drivers consist of unfavorable development of \$27,907,475 in retroactivity for inpatient, outpatient, physician, and pharmacy claims partially offset by favorable development of \$19,005,283 as a result of change in provision for adverse deviations in experience. Original estimates are increased or decreased, as additional information becomes known regarding individual claims, which could have an impact to the accruals for medical loss ratio rebates and retrospectively rated contracts. As a result of the prior year effects, on a regular basis, the Company adjusts revenue and the corresponding liability and/or receivable related to retrospectively rated policies and the impact of the change is included as a component of change in reserve for rate credits in the statutory basis statements of operations.

The Company incurred CAE of \$262,030,741 and \$294,120,097 in 2019 and 2018, respectively. These costs are included in the management service fees paid by the Company to UHS as a part of the Agreement (see Note 10). The following table discloses paid CAE, incurred CAE, and the balance in unpaid CAE reserve for 2019 and 2018:

	2019	2018
Total claims adjustment expenses	\$ 262,030,741	\$ 294,120,097
Less: current year unpaid claims adjustment expenses	(3,266,502)	(6,288,715)
Add: prior year unpaid claims adjustment expenses	<u>6,288,715</u>	<u>5,751,315</u>
Total claims adjustment expenses paid	<u>\$ 265,052,954</u>	<u>\$ 293,582,697</u>

B. The Company did not make any significant changes in methodologies and assumptions used in the calculation of the liability for claims unpaid and unpaid CAE in 2019.

26. INTERCOMPANY POOLING ARRANGEMENTS

A–G. The Company did not have any intercompany pooling arrangements in 2019 or 2018.

27. STRUCTURED SETTLEMENTS

A–B. The Company did not have structured settlements in 2019 or 2018.

28. HEALTH CARE RECEIVABLES

A. Pharmacy rebates receivable are recorded when reasonably estimated or billed by the affiliated pharmaceutical benefit manager in accordance with pharmaceutical rebate contract provisions. Information used to support rebates billed to the manufacturer is based on utilization information gathered by the pharmaceutical benefit manager and adjusted for significant changes in pharmaceutical contract provisions.

The Company evaluates admissibility of all pharmacy rebates receivable based on the administration of each underlying pharmaceutical benefit management agreement. The Company has nonadmitted and excluded all pharmacy rebates receivable that do not meet the admissibility criteria of SSAP No. 84, *Certain Health Care Receivables and Receivables under Government Insured Plans* (“SSAP No. 84”) from the statutory basis statements of admitted assets, liabilities, and capital and surplus.



For each pharmaceutical management agreement for which a portion of the total pharmacy rebates receivable can be admitted based on the admissibility criteria of SSAP No. 84, the pharmacy rebate transaction history is summarized as follows:

Quarter	Estimated Pharmacy Rebates as Reported on Financial Statements	Pharmacy Rebates as Billed or Otherwise Confirmed	Actual Rebates Received within 90 Days of Billing	Actual Rebates Received within 91 to 180 Days of Billing	Actual Rebates Received More than 180 Days after Billing
12/31/2019	\$ 35,619,195	\$ -	\$ -	\$ -	\$ -
9/30/2019	36,388,924	36,548,465	22,298,195	-	-
6/30/2019	36,729,800	36,910,369	26,818,247	8,843,112	-
3/31/2019	34,729,169	35,421,739	28,658,546	4,497,686	1,328,455
12/31/2018	34,663,144	34,997,171	29,219,731	5,102,504	425,272
9/30/2018	32,641,235	32,894,786	26,993,648	4,763,882	639,578
6/30/2018	30,795,896	30,862,298	25,980,305	3,921,372	749,361
3/31/2018	28,545,912	28,533,061	24,325,253	3,461,034	685,390
12/31/2017	26,884,495	27,104,035	22,194,220	4,501,519	375,037
9/30/2017	26,124,867	25,892,233	20,962,405	3,613,652	1,280,624
6/30/2017	25,085,770	25,284,358	19,395,515	4,966,952	906,221
3/31/2017	23,357,945	23,382,155	11,839,880	8,671,925	2,856,517

Of the amount reported as health care receivables, \$49,804,301 and \$50,039,832 relates to pharmacy rebates receivable as of December 31, 2019 and 2018, respectively. This decrease is primarily due to decreased membership along with the changes in generic/name brand mix. The Company also reported \$154,013 and \$811,502 of claims overpayment due from providers at December 31, 2019 and 2018, respectively that were determined to be admissible.

- B. The Company has nonadmitted all risk-sharing receivables that do not meet the admissibility criteria of SSAP No. 84 from the statutory basis statements of admitted assets, liabilities, and capital and surplus.

29. PARTICIPATING POLICIES

The Company did not have any participating contracts in 2019 or 2018.

30. PREMIUM DEFICIENCY RESERVES

The following table summarizes the Company’s PDR as of December 31, 2019 and 2018:

2019	
1. Liability carried for premium deficiency reserves	\$ -
2. Date of the most recent evaluation of this liability	12/31/2019
3. Was anticipated investment income utilized in this calculation?	Yes <input checked="" type="checkbox"/> No <input type="checkbox"/>
2018	
1. Liability carried for premium deficiency reserves	\$ 5,121,000
2. Date of the most recent evaluation of this liability	12/31/2018
3. Was anticipated investment income utilized in this calculation?	Yes <input checked="" type="checkbox"/> No <input type="checkbox"/>

PDR is included in aggregate health policy reserves (see Note 1—*Basis of Presentation*) in the statutory basis statements of admitted assets, liabilities, and capital and surplus.

31. ANTICIPATED SALVAGE AND SUBROGATION

Due to the type of business being written, the Company has no salvage. As of December 31, 2019 and 2018, the Company had no specific accruals established for outstanding subrogation, as it is considered a component of the actuarial calculations used to develop the estimates of claims unpaid and aggregate health claim reserves.

\* \* \* \* \*



GENERAL INTERROGATORIES

PART 1 - COMMON INTERROGATORIES  
GENERAL

1.1

Is the reporting entity a member of an Insurance Holding Company System consisting of two or more affiliated persons, one or more of which is an insurer?  
If yes, complete Schedule Y, Parts 1, 1A and 2

Yes ☒ No ☐

1.2

If yes, did the reporting entity register and file with its domiciliary State Insurance Commissioner, Director or Superintendent, or with such regulatory official of the state of domicile of the principal insurer in the Holding Company System, a registration statement providing disclosure substantially similar to the standards adopted by the National Association of Insurance Commissioners (NAIC) in its Model Insurance Holding Company System Regulatory Act and model regulations pertaining thereto, or is the reporting entity subject to standards and disclosure requirements substantially similar to those required by such Act and regulations?

Yes ☒ No ☐ N/A ☐

1.3

State Regulating?

Illinois

1.4

Is the reporting entity publicly traded or a member of a publicly traded group?

Yes ☒ No ☐

1.5

If the response to 1.4 is yes, provide the CIK (Central Index Key) code issued by the SEC for the entity/group.

0000731766

2.1

Has any change been made during the year of this statement in the charter, by-laws, articles of incorporation, or deed of settlement of the reporting entity?

Yes ☐ No ☒

2.2

If yes, date of change:

3.1

State as of what date the latest financial examination of the reporting entity was made or is being made.

12/31/2016

3.2

State the as of date that the latest financial examination report became available from either the state of domicile or the reporting entity. This date should be the date of the examined balance sheet and not the date the report was completed or released.

12/31/2016

3.3

State as of what date the latest financial examination report became available to other states or the public from either the state of domicile or the reporting entity. This is the release date or completion date of the examination report and not the date of the examination (balance sheet date).

06/22/2018

3.4

By what department or departments?  
Illinois Department of Insurance

3.5

Have all financial statement adjustments within the latest financial examination report been accounted for in a subsequent financial statement filed with Departments?

Yes ☐ No ☐ N/A ☒

3.6

Have all of the recommendations within the latest financial examination report been complied with?

Yes ☐ No ☒ N/A ☐

4.1

During the period covered by this statement, did any agent, broker, sales representative, non-affiliated sales/service organization or any combination thereof under common control (other than salaried employees of the reporting entity), receive credit or commissions for or control a substantial part (more than 20 percent of any major line of business measured on direct premiums) of:  
4.11 sales of new business?  
4.12 renewals?

Yes ☐ No ☒  
Yes ☐ No ☒

4.2

During the period covered by this statement, did any sales/service organization owned in whole or in part by the reporting entity or an affiliate, receive credit or commissions for or control a substantial part (more than 20 percent of any major line of business measured on direct premiums) of:  
4.21 sales of new business?  
4.22 renewals?

Yes ☐ No ☒  
Yes ☐ No ☒

5.1

Has the reporting entity been a party to a merger or consolidation during the period covered by this statement?  
If yes, complete and file the merger history data file with the NAIC.

Yes ☐ No ☒

5.2

If yes, provide the name of the entity, NAIC Company Code, and state of domicile (use two letter state abbreviation) for any entity that has ceased to exist as a result of the merger or consolidation.

1 Name of Entity	2 NAIC Company Code	3 State of Domicile

6.1

Has the reporting entity had any Certificates of Authority, licenses or registrations (including corporate registration, if applicable) suspended or revoked by any governmental entity during the reporting period?

Yes ☐ No ☒

6.2

If yes, give full information:

7.1

Does any foreign (non-United States) person or entity directly or indirectly control 10% or more of the reporting entity?

Yes ☐ No ☒

7.2

If yes,  
7.21 State the percentage of foreign control;  
7.22 State the nationality(s) of the foreign person(s) or entity(s) or if the entity is a mutual or reciprocal, the nationality of its manager or attorney-in-fact; and identify the type of entity(s) (e.g., individual, corporation or government, manager or attorney in fact).

0.0 %

1 Nationality	2 Type of Entity



GENERAL INTERROGATORIES

8.1

Is the company a subsidiary of a bank holding company regulated by the Federal Reserve Board?

Yes [ ] No [ X ]

8.2

If response to 8.1 is yes, please identify the name of the bank holding company.

8.3

Is the company affiliated with one or more banks, thrifts or securities firms?

Yes [ X ] No [ ]

8.4

If response to 8.3 is yes, please provide below the names and location (city and state of the main office) of any affiliates regulated by a federal regulatory services agency [i.e. the Federal Reserve Board (FRB), the Office of the Comptroller of the Currency (OCC), the Federal Deposit Insurance Corporation (FDIC) and the Securities Exchange Commission (SEC)] and identify the affiliate's primary federal regulator.

1	2	3	4	5	6
Affiliate Name	Location (City, State)	FRB	OCC	FDIC	SEC
Optum Bank, Inc.	Salt Lake City, UT	NO	NO	YES	NO

9.

What is the name and address of the independent certified public accountant or accounting firm retained to conduct the annual audit?

Deloitte & Touche LLP, Minneapolis, MN

10.1

Has the insurer been granted any exemptions to the prohibited non-audit services provided by the certified independent public accountant requirements as allowed in Section 7H of the Annual Financial Reporting Model Regulation (Model Audit Rule), or substantially similar state law or regulation?

Yes [ ] No [ X ]

10.2

If the response to 10.1 is yes, provide information related to this exemption:

10.3

Has the insurer been granted any exemptions related to the other requirements of the Annual Financial Reporting Model Regulation as allowed for in Section 18A of the Model Regulation, or substantially similar state law or regulation?

Yes [ ] No [ X ]

10.4

If the response to 10.3 is yes, provide information related to this exemption:

10.5

Has the reporting entity established an Audit Committee in compliance with the domiciliary state insurance laws?

Yes [ X ] No [ ] N/A [ ]

10.6

If the response to 10.5 is no or n/a, please explain

11.

What is the name, address and affiliation (officer/employee of the reporting entity or actuary/consultant associated with an actuarial consulting firm) of the individual providing the statement of actuarial opinion/certification?

Gary A. Iannone, Vice President of Actuarial Services of United HealthCare Services Inc., an affiliate of UnitedHealthcare Plan of the River Valley, Inc., 185 Asylum Street, Hartford, CT 06103

12.1

Does the reporting entity own any securities of a real estate holding company or otherwise hold real estate indirectly?

Yes [ ] No [ X ]

12.11

Name of real estate holding company

12.12

Number of parcels involved

0

12.13

Total book/adjusted carrying value

\$ 0

12.2

If, yes provide explanation:

13.

FOR UNITED STATES BRANCHES OF ALIEN REPORTING ENTITIES ONLY:

13.1

What changes have been made during the year in the United States manager or the United States trustees of the reporting entity?

13.2

Does this statement contain all business transacted for the reporting entity through its United States Branch on risks wherever located?

Yes [ ] No [ ]

13.3

Have there been any changes made to any of the trust indentures during the year?

Yes [ ] No [ ]

13.4

If answer to (13.3) is yes, has the domiciliary or entry state approved the changes?

Yes [ ] No [ ] N/A [ ]

14.1

Are the senior officers (principal executive officer, principal financial officer, principal accounting officer or controller, or persons performing similar functions) of the reporting entity subject to a code of ethics, which includes the following standards?

Yes [ X ] No [ ]

a.

Honest and ethical conduct, including the ethical handling of actual or apparent conflicts of interest between personal and professional relationships;

b.

Full, fair, accurate, timely and understandable disclosure in the periodic reports required to be filed by the reporting entity;

c.

Compliance with applicable governmental laws, rules and regulations;

d.

The prompt internal reporting of violations to an appropriate person or persons identified in the code; and

e.

Accountability for adherence to the code.

14.11

If the response to 14.1 is No, please explain:

14.2

Has the code of ethics for senior managers been amended?

Yes [ X ] No [ ]

14.21

If the response to 14.2 is yes, provide information related to amendment(s).

Non-material updates to existing Code

14.3

Have any provisions of the code of ethics been waived for any of the specified officers?

Yes [ ] No [ X ]

14.31

If the response to 14.3 is yes, provide the nature of any waiver(s).



## GENERAL INTERROGATORIES

- |  |                                      |  |             |
|--|--------------------------------------|--|-------------|
| 1<br>American Bankers Association (ABA) Routing Number | 2<br>Issuing or Confirming Bank Name | 3<br>Circumstances That Can Trigger the Letter of Credit | 4<br>Amount |
|  |                                      |  |             |

16.	Is the purchase or sale of all investments of the reporting entity passed upon either by the board of directors or a subordinate committee thereof? .....	Yes [ X ]	No [   ]
17.	Does the reporting entity keep a complete permanent record of the proceedings of its board of directors and all subordinate committees thereof? .....	Yes [ X ]	No [   ]
18.	Has the reporting entity an established procedure for disclosure to its board of directors or trustees of any material interest or affiliation on the part of any of its officers, directors, trustees or responsible employees that is in conflict with the official duties of such person? .....	Yes [ X ]	No [   ]

19.	Has this statement been prepared using a basis of accounting other than Statutory Accounting Principles (e.g., Generally Accepted Accounting Principles)? .....		Yes [ <input type="checkbox"/> ]	No [ <input checked="" type="checkbox"/> ]
20.1	Total amount loaned during the year (inclusive of Separate Accounts, exclusive of policy loans):	20.11 To directors or other officers.....	\$ .....	0
		20.12 To stockholders not officers.....	\$ .....	0
		20.13 Trustees, supreme or grand (Fraternal Only) .....	\$ .....	0
20.2	Total amount of loans outstanding at the end of year (inclusive of Separate Accounts, exclusive of policy loans):	20.21 To directors or other officers.....	\$ .....	0
		20.22 To stockholders not officers.....	\$ .....	0
		20.23 Trustees, supreme or grand (Fraternal Only) .....	\$ .....	0
21.1	Were any assets reported in this statement subject to a contractual obligation to transfer to another party without the liability for such obligation being reported in the statement? .....		Yes [ <input type="checkbox"/> ]	No [ <input checked="" type="checkbox"/> ]
21.2	If yes, state the amount thereof at December 31 of the current year:	21.21 Rented from others.....	\$ .....	0
		21.22 Borrowed from others.....	\$ .....	0
		21.23 Leased from others .....	\$ .....	0
		21.24 Other .....	\$ .....	0
22.1	Does this statement include payments for assessments as described in the Annual Statement Instructions other than guaranty fund or guaranty association assessments? .....		Yes [ <input checked="" type="checkbox"/> ]	No [ <input type="checkbox"/> ]
22.2	If answer is yes:	22.21 Amount paid as losses or risk adjustment \$ .....		201
		22.22 Amount paid as expenses .....	\$ .....	479,564
		22.23 Other amounts paid .....	\$ .....	0
23.1	Does the reporting entity report any amounts due from parent, subsidiaries or affiliates on Page 2 of this statement? .....		Yes [ <input type="checkbox"/> ]	No [ <input checked="" type="checkbox"/> ]
23.2	If yes, indicate any amounts receivable from parent included in the Page 2 amount: .....		\$ .....	0

24.01	Were all the stocks, bonds and other securities owned December 31 of current year, over which the reporting entity has exclusive control, in the actual possession of the reporting entity on said date? (other than securities lending programs addressed in 24.03).....	Yes [ <input checked="" type="checkbox"/> ] No [ <input type="checkbox"/> ]
24.02	If no, give full and complete information relating thereto .....	
24.03	For security lending programs, provide a description of the program including value for collateral and amount of loaned securities, and whether collateral is carried on or off-balance sheet. (an alternative is to reference Note 17 where this information is also provided) Not Applicable .....	
24.04	Does the Company's security lending program meet the requirements for a conforming program as outlined in the Risk-Based Capital Instructions? .....	Yes [ <input type="checkbox"/> ] No [ <input type="checkbox"/> ] N/A [ <input checked="" type="checkbox"/> ]
24.05	If answer to 24.04 is yes, report amount of collateral for conforming programs. ....	\$ .....0
24.06	If answer to 24.04 is no, report amount of collateral for other programs. ....	\$ .....0
24.07	Does your securities lending program require 102% (domestic securities) and 105% (foreign securities) from the counterparty at the outset of the contract? .....	Yes [ <input type="checkbox"/> ] No [ <input type="checkbox"/> ] N/A [ <input checked="" type="checkbox"/> ]
24.08	Does the reporting entity non-admit when the collateral received from the counterparty falls below 100%? .....	Yes [ <input type="checkbox"/> ] No [ <input type="checkbox"/> ] N/A [ <input checked="" type="checkbox"/> ]
24.09	Does the reporting entity or the reporting entity's securities lending agent utilize the Master Securities lending Agreement (MSLA) to conduct securities lending? .....	Yes [ <input type="checkbox"/> ] No [ <input type="checkbox"/> ] N/A [ <input checked="" type="checkbox"/> ]



ANNUAL STATEMENT FOR THE YEAR 2019 OF THE UnitedHealthcare Plan of the River Valley, Inc.

GENERAL INTERROGATORIES

24.10 For the reporting entity’s security lending program state the amount of the following as December 31 of the current year:

24.101	Total fair value of reinvested collateral assets reported on Schedule DL, Parts 1 and 2.	\$	0
24.102	Total book adjusted/carrying value of reinvested collateral assets reported on Schedule DL, Parts 1 and 2.	\$	0
24.103	Total payable for securities lending reported on the liability page.	\$	0

25.1 Were any of the stocks, bonds or other assets of the reporting entity owned at December 31 of the current year not exclusively under the control of the reporting entity, or has the reporting entity sold or transferred any assets subject to a put option contract that is currently in force? (Exclude securities subject to Interrogatory 21.1 and 24.03).

Yes [ X ] No [ ]

25.2	If yes, state the amount thereof at December 31 of the current year:	25.21 Subject to repurchase agreements	\$	0
		25.22 Subject to reverse repurchase agreements	\$	0
		25.23 Subject to dollar repurchase agreements	\$	0
		25.24 Subject to reverse dollar repurchase agreements	\$	0
		25.25 Placed under option agreements	\$	0
		25.26 Letter stock or securities restricted as to sale - excluding FHLB Capital Stock	\$	0
		25.27 FHLB Capital Stock	\$	0
		25.28 On deposit with states	\$	38,746,330
		25.29 On deposit with other regulatory bodies	\$	0
		25.30 Pledged as collateral - excluding collateral pledged to an FHLB	\$	508,898
		25.31 Pledged as collateral to FHLB - including assets backing funding agreements	\$	0
		25.32 Other	\$	0

25.3 For category (25.26) provide the following:

1	2	3
Nature of Restriction	Description	Amount

26.1 Does the reporting entity have any hedging transactions reported on Schedule DB?

Yes [ ] No [ X ]

26.2 If yes, has a comprehensive description of the hedging program been made available to the domiciliary state?

Yes [ ] No [ ] N/A [ ]

If no, attach a description with this statement.

LINES 26.3 through 26.5: FOR LIFE/FRATERNAL REPORTING ENTITIES ONLY:

26.3 Does the reporting entity utilize derivatives to hedge variable annuity guarantees subject to fluctuations as a result of interest rate sensitivity? ..

Yes [ ] No [ ]

26.4 If the response to 26.3 is YES, does the reporting entity utilize:

26.41 Special accounting provision of SSAP No. 108

Yes [ ] No [ ]

26.42 Permitted accounting practice

Yes [ ] No [ ]

26.43 Other accounting guidance

Yes [ ] No [ ]

26.5 By responding YES to 26.41 regarding utilizing the special accounting provisions of SSAP No. 108, the reporting entity attests to the following:

Yes [ ] No [ ]

The reporting entity has obtained explicit approval from the domiciliary state.

Hedging strategy subject to the special accounting provisions is consistent with the requirements of VM-21.

Actuarial certification has been obtained which indicates that the hedging strategy is incorporated within the establishment of VM-21 reserves and provides the impact of the hedging strategy within the Actuarial Guideline Conditional Tail Expectation Amount.

Financial Officer Certification has been obtained which indicates that the hedging strategy meets the definition of a Clearly Defined Hedging Strategy within VM-21 and that the Clearly Defined Hedging Strategy is the hedging strategy being used by the company in its actual day-to-day risk mitigation efforts.

27.1 Were any preferred stocks or bonds owned as of December 31 of the current year mandatorily convertible into equity, or, at the option of the issuer, convertible into equity?

Yes [ ] No [ X ]

27.2 If yes, state the amount thereof at December 31 of the current year.

\$ 0

28. Excluding items in Schedule E - Part 3 - Special Deposits, real estate, mortgage loans and investments held physically in the reporting entity's offices, vaults or safety deposit boxes, were all stocks, bonds and other securities, owned throughout the current year held pursuant to a custodial agreement with a qualified bank or trust company in accordance with Section 1, III - General Examination Considerations, F. Outsourcing of Critical Functions, Custodial or Safekeeping Agreements of the NAIC Financial Condition Examiners Handbook?

Yes [ X ] No [ ]

28.01 For agreements that comply with the requirements of the NAIC Financial Condition Examiners Handbook, complete the following:

1	2
Name of Custodian(s)	Custodian's Address
Bank of New York Mellon	Global Liquidity Services, 1 Wall St, 14th Floor, New York, NY 10286
Northern Trust	50 S. LaSalle, Chicago, IL 60675



ANNUAL STATEMENT FOR THE YEAR 2019 OF THE UnitedHealthcare Plan of the River Valley, Inc.

GENERAL INTERROGATORIES

28.02 For all agreements that do not comply with the requirements of the NAIC Financial Condition Examiners Handbook, provide the name, location and a complete explanation:

1 Name(s)	2 Location(s)	3 Complete Explanation(s)

28.03 Have there been any changes, including name changes, in the custodian(s) identified in 28.01 during the current year?..... Yes [ ] No [ X ]

28.04 If yes, give full and complete information relating thereto:

1 Old Custodian	2 New Custodian	3 Date of Change	4 Reason

28.05 Investment management – Identify all investment advisors, investment managers, broker/dealers, including individuals that have the authority to make investment decisions on behalf of the reporting entity. For assets that are managed internally by employees of the reporting entity, note as such. ["...that have access to the investment accounts"; "...handle securities"]

1 Name of Firm or Individual	2 Affiliation
Internally Managed .....	I.....
JPMorgan Investment Management Inc. ....	U.....
BNY Mellon Asset Management North America .....	U.....

28.0597 For those firms/individuals listed in the table for Question 28.05, do any firms/individuals unaffiliated with the reporting entity (i.e. designated with a "U") manage more than 10% of the reporting entity's invested assets?..... Yes [ X ] No [ ]

28.0598 For firms/individuals unaffiliated with the reporting entity (i.e. designated with a "U") listed in the table for Question 28.05, does the total assets under management aggregate to more than 50% of the reporting entity's invested assets?..... Yes [ X ] No [ ]

28.06 For those firms or individuals listed in the table for 28.05 with an affiliation code of "A" (affiliated) or "U" (unaffiliated), provide the information for the table below.

1  Central Registration Depository Number	2  Name of Firm or Individual	3  Legal Entity Identifier (LEI)	4  Registered With	5 Investment Management Agreement (IMA) Filed
107038 .....	JPMorgan Investment Management Inc. ....	549300W78QH4XMM6K69 .....	SEC .....	NO.....
105764 .....	BNY Mellon Asset Management North America .....	ME7YUCK4NF1W8VM8SP25 .....	SEC .....	NO.....

29.1 Does the reporting entity have any diversified mutual funds reported in Schedule D, Part 2 (diversified according to the Securities and Exchange Commission (SEC) in the Investment Company Act of 1940 [Section 5(b)(1)])? ..... Yes [ ] No [ X ]

29.2 If yes, complete the following schedule:

1  CUSIP #	2  Name of Mutual Fund	3 Book/Adjusted Carrying Value
29.2999 - Total		0

29.3 For each mutual fund listed in the table above, complete the following schedule:

1  Name of Mutual Fund (from above table)	2  Name of Significant Holding of the Mutual Fund	3 Amount of Mutual Fund's Book/Adjusted Carrying Value Attributable to the Holding	4 Date of Valuation



ANNUAL STATEMENT FOR THE YEAR 2019 OF THE UnitedHealthcare Plan of the River Valley, Inc.

GENERAL INTERROGATORIES

30. Provide the following information for all short-term and long-term bonds and all preferred stocks. Do not substitute amortized value or statement value for fair value.

	1	2	3
	Statement (Admitted) Value	Fair Value	Excess of Statement over Fair Value (-), or Fair Value over Statement (+)
30.1 Bonds .....	665,451,237	679,995,027	14,543,790
30.2 Preferred stocks .....	0	0	0
30.3 Totals	665,451,237	679,995,027	14,543,790

30.4 Describe the sources or methods utilized in determining the fair values:  
For those securities that had prices in the NAIC SVO ISIS database, those prices were used; for those securities that did not have prices in the NAIC SVO ISIS database, pricing was obtained from Hub which is an external data sources vendor. Hub utilizes various pricing sources. .

31.1 Was the rate used to calculate fair value determined by a broker or custodian for any of the securities in Schedule D? ..... Yes [ ] No [ X ]

31.2 If the answer to 31.1 is yes, does the reporting entity have a copy of the broker's or custodian's pricing policy (hard copy or electronic copy) for all brokers or custodians used as a pricing source? ..... Yes [ ] No [ ]

31.3 If the answer to 31.2 is no, describe the reporting entity's process for determining a reliable pricing source for purposes of disclosure of fair value for Schedule D:  
.....

32.1 Have all the filing requirements of the Purposes and Procedures Manual of the NAIC Investment Analysis Office been followed? ..... Yes [ X ] No [ ]

32.2 If no, list exceptions:  
.....

33. By self-designating 5GI securities, the reporting entity is certifying the following elements of each self-designated 5GI security:  
a. Documentation necessary to permit a full credit analysis of the security does not exist or an NAIC CRP credit rating for an FE or PL security is not available.  
b. Issuer or obligor is current on all contracted interest and principal payments.  
c. The insurer has an actual expectation of ultimate payment of all contracted interest and principal.  
Has the reporting entity self-designated 5GI securities? ..... Yes [ ] No [ X ]

34. By self-designating PLGI securities, the reporting entity is certifying the following elements of each self-designated PLGI security:  
a. The security was purchased prior to January 1, 2018.  
b. The reporting entity is holding capital commensurate with the NAIC Designation reported for the security.  
c. The NAIC Designation was derived from the credit rating assigned by an NAIC CRP in its legal capacity as a NRSRO which is shown on a current private letter rating held by the insurer and available for examination by state insurance regulators.  
d. The reporting entity is not permitted to share this credit rating of the PL security with the SVO.  
Has the reporting entity self-designated PLGI securities? ..... Yes [ ] No [ X ]

35. By assigning FE to a Schedule BA non-registered private fund, the reporting entity is certifying the following elements of each self-designated FE fund:  
a. The shares were purchased prior to January 1, 2019.  
b. The reporting entity is holding capital commensurate with the NAIC Designation reported for the security.  
c. The security had a public credit rating(s) with annual surveillance assigned by an NAIC CRP in its legal capacity as an NRSRO prior to January 1, 2019.  
d. The fund only or predominantly holds bonds in its portfolio.  
e. The current reported NAIC Designation was derived from the public credit rating(s) with annual surveillance assigned by an NAIC CRP in its legal capacity as an NRSRO.  
f. The public credit rating(s) with annual surveillance assigned by an NAIC CRP has not lapsed.  
Has the reporting entity assigned FE to Schedule BA non-registered private funds that complied with the above criteria? ..... Yes [ ] No [ X ]

OTHER

36.1 Amount of payments to trade associations, service organizations and statistical or rating bureaus, if any? .....\$ .....0

36.2 List the name of the organization and the amount paid if any such payment represented 25% or more of the total payments to trade associations, service organizations and statistical or rating bureaus during the period covered by this statement.

1	2
Name	Amount Paid
.....	



GENERAL INTERROGATORIES

37.1 Amount of payments for legal expenses, if any? .....\$ .....0

37.2 List the name of the firm and the amount paid if any such payment represented 25% or more of the total payments for legal expenses during the period covered by this statement.

1 Name	2 Amount Paid
.....	.....

38.1 Amount of payments for expenditures in connection with matters before legislative bodies, officers or departments of government, if any? .....\$ .....0

38.2 List the name of the firm and the amount paid if any such payment represented 25% or more of the total payment expenditures in connection with matters before legislative bodies, officers or departments of government during the period covered by this statement.

1 Name	2 Amount Paid
.....	.....



GENERAL INTERROGATORIES

PART 2 - HEALTH INTERROGATORIES

1.1

Does the reporting entity have any direct Medicare Supplement Insurance in force?

Yes [ ] No [X]

1.2

If yes, indicate premium earned on U.S. business only.

\$0

1.3

What portion of Item (1.2) is not reported on the Medicare Supplement Insurance Experience Exhibit?

\$0

1.31

Reason for excluding

1.4

Indicate amount of earned premium attributable to Canadian and/or Other Alien not included in Item (1.2) above

\$0

1.5

Indicate total incurred claims on all Medicare Supplement Insurance.

\$0

1.6

Individual policies:

Most current three years:

1.61

Total premium earned

\$0

1.62

Total incurred claims

\$0

1.63

Number of covered lives

0

All years prior to most current three years:

1.64

Total premium earned

\$0

1.65

Total incurred claims

\$0

1.66

Number of covered lives

0

1.7

Group policies:

Most current three years:

1.71

Total premium earned

\$0

1.72

Total incurred claims

\$0

1.73

Number of covered lives

0

All years prior to most current three years:

1.74

Total premium earned

\$0

1.75

Total incurred claims

\$0

1.76

Number of covered lives

0

2.

Health Test:

1

Current Year

2

Prior Year

2.1

Premium Numerator

4,660,001,327

6,107,079,869

2.2

Premium Denominator

4,660,001,327

6,107,079,869

2.3

Premium Ratio (2.1/2.2)

1.000

1.000

2.4

Reserve Numerator

346,467,419

672,480,097

2.5

Reserve Denominator

346,467,419

672,480,097

2.6

Reserve Ratio (2.4/2.5)

1.000

1.000

3.1

Has the reporting entity received any endowment or gift from contracting hospitals, physicians, dentists, or others that is agreed will be returned when, as and if the earnings of the reporting entity permits?

Yes [ ] No [X]

3.2

If yes, give particulars:

4.1

Have copies of all agreements stating the period and nature of hospitals', physicians', and dentists' care offered to subscribers and dependents been filed with the appropriate regulatory agency?

Yes [ ] No [ ]

4.2

If not previously filed, furnish herewith a copy(ies) of such agreement(s). Do these agreements include additional benefits offered?

Yes [ ] No [ ]

5.1

Does the reporting entity have stop-loss reinsurance?

Yes [ ] No [X]

5.2

If no, explain:  
UnitedHealthcare Plan of the River Valley, Inc. has no active stop-loss reinsurance agreements. UnitedHealthcare Plan of the River Valley, Inc. only has insolvency only and excess loss reinsurance agreements.

5.3

Maximum retained risk (see instructions)

5.31

Comprehensive Medical

\$0

5.32

Medical Only

\$0

5.33

Medicare Supplement

\$0

5.34

Dental & Vision

\$0

5.35

Other Limited Benefit Plan

\$0

5.36

Other

\$0

6.

Describe arrangement which the reporting entity may have to protect subscribers and their dependents against the risk of insolvency including hold harmless provisions, conversion privileges with other carriers, agreements with providers to continue rendering services, and any other agreements:  
Hold harmless clauses in provider agreements and continuation of coverage endorsements in reinsurance agreements.

7.1

Does the reporting entity set up its claim liability for provider services on a service date basis?

Yes [X] No [ ]

7.2

If no, give details

8.

Provide the following information regarding participating providers:

8.1

Number of providers at start of reporting year

135,644

8.2

Number of providers at end of reporting year

134,073

9.1

Does the reporting entity have business subject to premium rate guarantees?

Yes [ ] No [X]

9.2

If yes, direct premium earned:

9.21

Business with rate guarantees between 15-36 months.

\$0

9.22

Business with rate guarantees over 36 months

\$0



GENERAL INTERROGATORIES

10.1 Does the reporting entity have Incentive Pool, Withhold or Bonus Arrangements in its provider contracts? ..... Yes [ X ] No [ ]

10.2 If yes:

10.21 Maximum amount payable bonuses.....\$ .....9,171,225

10.22 Amount actually paid for year bonuses.....\$ .....17,046,760

10.23 Maximum amount payable withholds.....\$ .....3,364,497

10.24 Amount actually paid for year withholds.....\$ .....5,108,224

11.1 Is the reporting entity organized as:

11.12 A Medical Group/Staff Model, ..... Yes [ ] No [ X ]

11.13 An Individual Practice Association (IPA), or, . Yes [ ] No [ X ]

11.14 A Mixed Model (combination of above)? ..... Yes [ ] No [ X ]

11.2 Is the reporting entity subject to Statutory Minimum Capital and Surplus Requirements? ..... Yes [ X ] No [ ]

11.3 If yes, show the name of the state requiring such minimum capital and surplus. .... Illinois

11.4 If yes, show the amount required. ....\$ .....1,800,000

11.5 Is this amount included as part of a contingency reserve in stockholder's equity? ..... Yes [ X ] No [ ]

11.6 If the amount is calculated, show the calculation  
IL State Statute 215 ILCS 5/13

12. List service areas in which reporting entity is licensed to operate:

1
Name of Service Area
Illinois Counties in Service Area: Bureau, Carroll, DeWitt, Fulton, Henderson, Henry, Jo Daviess, Knox, La Salle, Lee, Livingston, Marshall, McLean, Mercer, Peoria, Putnam, Rock Island, Stark, Tazewell, Warren, Whiteside, Woodford .....
Iowa Counties in Service Area: Statewide .....
Tennessee Counties in Service Area: Statewide .....
Virginia Counties in Service Area: Bedford, Bland, Botetourt, Buchanan, Carroll, Craig, Dickenson, Floyd, Franklin, Giles, Grayson, Henry, Lee, Montgomery, Pulaski, Roanoke, Rockbridge, Russell, Scott Smyth, Tazewell, Washington, Wise, Wythe, Bristil, Buena Vista, Galax, Lexington, Martinsville, Norton, Radford, Salem .....
.....

13.1 Do you act as a custodian for health savings accounts? ..... Yes [ ] No [ X ]

13.2 If yes, please provide the amount of custodial funds held as of the reporting date. ....\$ .....0

13.3 Do you act as an administrator for health savings accounts? ..... Yes [ ] No [ X ]

13.4 If yes, please provide the balance of funds administered as of the reporting date. ....\$ .....0

14.1 Are any of the captive affiliates reported on Schedule S, Part 3, authorized reinsurers? ..... Yes [ ] No [ ] N/A [ X ]

14.2 If the answer to 14.1 is yes, please provide the following:

1	2 NAIC Company Code	3 Domiciliary Jurisdiction	4 Reserve Credit	Assets Supporting Reserve Credit		
				5 Letters of Credit	6 Trust Agreements	7 Other
.....	.....	.....	.....	.....	.....	.....

15. Provide the following for individual ordinary life insurance\* policies (U.S. business only) for the current year (prior to reinsurance assumed or ceded):

15.1 Direct Premium Written .....\$ .....0

15.2 Total Incurred Claims .....\$ .....0

15.3 Number of Covered Lives .....0

*Ordinary Life Insurance Includes
Term(whether full underwriting, limited underwriting, jet issue, "short form app")
Whole Life (whether full underwriting, limited underwriting, jet issue, "short form app")
Variable Life (with or without secondary guarantee)
Universal Life (with or without secondary guarantee)
Variable Universal Life (with or without secondary guarantee)

16. Is the reporting entity licensed or chartered, registered, qualified, eligible or writing business in at least two states? ..... Yes [ X ] No [ ]

16.1 If no, does the reporting entity assume reinsurance business that covers risks residing in at least one state other than the state of domicile of the reporting entity? ..... Yes [ ] No [ ]



FIVE-YEAR HISTORICAL DATA

	1 2019	2 2018	3 2017	4 2016	5 2015
<b>Balance Sheet</b> (Pages 2 and 3)					
1. Total admitted assets (Page 2, Line 28) .....	1,110,220,730	1,274,736,990	1,243,559,279	1,063,055,229	1,131,070,715
2. Total liabilities (Page 3, Line 24) .....	494,342,193	811,738,853	797,271,087	628,746,161	707,765,179
3. Statutory minimum capital and surplus requirement .....	1,800,000	1,800,000	1,800,000	1,800,000	189,545,450
4. Total capital and surplus (Page 3, Line 33) .....	615,878,537	462,998,137	446,288,192	434,309,068	423,305,536
<b>Income Statement</b> (Page 4)					
5. Total revenues (Line 8) .....	4,700,996,021	6,121,461,571	4,007,681,621	3,591,369,162	3,404,123,348
6. Total medical and hospital expenses (Line 18) .....	3,975,512,119	5,450,748,321	3,380,496,523	2,912,948,099	2,645,527,617
7. Claims adjustment expenses (Line 20) .....	262,030,741	294,120,097	206,405,994	177,953,618	168,138,242
8. Total administrative expenses (Line 21) .....	306,028,554	470,068,416	333,013,301	380,589,931	365,781,295
9. Net underwriting gain (loss) (Line 24) .....	162,545,607	(54,734,263)	82,805,803	158,341,514	147,310,194
10. Net investment gain (loss) (Line 27) .....	27,713,316	17,454,275	11,040,719	12,512,569	14,225,908
11. Total other income (Lines 28 plus 29) .....	13,903	(334,880)	(20,000)	(693,146)	(2,319,250)
12. Net income or (loss) (Line 32) .....	157,573,036	(29,958,562)	66,112,321	125,998,557	62,453,637
<b>Cash Flow</b> (Page 6)					
13. Net cash from operations (Line 11) .....	(176,106,192)	123,863,715	130,584,275	(92,800,303)	3,080,557
<b>Risk-Based Capital Analysis</b>					
14. Total adjusted capital .....	615,878,537	462,998,137	446,288,192	434,309,068	423,305,536
15. Authorized control level risk-based capital .....	151,834,149	199,719,863	110,732,140	102,740,134	94,772,725
<b>Enrollment</b> (Exhibit 1)					
16. Total members at end of period (Column 5, Line 7) .....	508,572	936,930	934,758	749,280	626,339
17. Total members months (Column 6, Line 7) .....	8,592,372	11,319,913	8,894,126	8,628,554	7,423,212
<b>Operating Percentage</b> (Page 4) (Item divided by Page 4, sum of Lines 2, 3 and 5) x 100.0					
18. Premiums earned plus risk revenue (Line 2 plus Lines 3 and 5) .....	100.0	100.0	100.0	100.0	100.0
19. Total hospital and medical plus other non-health (Lines 18 plus Line 19) .....	84.6	89.0	84.4	81.1	77.7
20. Cost containment expenses .....	4.1	3.1	3.3	3.3	3.0
21. Other claims adjustment expenses .....	1.5	1.7	1.9	1.6	2.0
22. Total underwriting deductions (Line 23) .....	96.5	100.9	97.9	95.6	95.7
23. Total underwriting gain (loss) (Line 24) .....	3.5	(0.9)	2.1	4.4	4.3
<b>Unpaid Claims Analysis</b> (U&I Exhibit, Part 2B)					
24. Total claims incurred for prior years (Line 13, Col. 5) .....	476,793,994	438,557,418	281,213,478	229,524,853	274,414,071
25. Estimated liability of unpaid claims-[prior year (Line 13, Col. 6)] .....	516,987,281	430,632,151	289,179,479	239,931,715	306,802,097
<b>Investments In Parent, Subsidiaries and Affiliates</b>					
26. Affiliated bonds (Sch. D Summary, Line 12, Col. 1) .....	0	0	0	0	0
27. Affiliated preferred stocks (Sch. D Summary, Line 18, Col. 1) .....	0	0	0	0	0
28. Affiliated common stocks (Sch. D Summary, Line 24, Col. 1) .....	0	0	0	0	0
29. Affiliated short-term investments (subtotal included in Schedule DA Verification, Col. 5, Line 10) .....	0	0	0	0	0
30. Affiliated mortgage loans on real estate .....	0	0	0	0	0
31. All other affiliated .....	0	0	0	0	0
32. Total of above Lines 26 to 31 .....	0	0	0	0	0
33. Total investment in parent included in Lines 26 to 31 above. ....	0	0	0	0	0

NOTE: If a party to a merger, have the two most recent years of this exhibit been restated due to a merger in compliance with the disclosure requirements of SSAP No. 3, Accounting Changes and Correction of Errors? ..... Yes [        ] No [        ]

If no, please explain: .....





ANNUAL STATEMENT FOR THE YEAR 2019 OF THE UnitedHealthcare Plan of the River Valley, Inc.

EXHIBIT OF PREMIUMS, ENROLLMENT AND UTILIZATION (a)

REPORT FOR: 1. CORPORATION UnitedHealthcare Plan of the River Valley, Inc. 2. Moline, IL

NAIC Group Code		BUSINESS IN THE STATE OF		DURING THE YEAR							(LOCATION)	
0707		Illinois		2019							NAIC Company Code	
		Comprehensive (Hospital & Medical)									95378	
		1	2	3	4	5	6	7	8	9	10	
		Total	Individual	Group	Medicare Supplement	Vision Only	Dental Only	Federal Employees Health Benefit Plan	Title XVIII Medicare	Title XIX Medicaid	Other	
Total Members at end of:												
1.	Prior Year .....	2,835	0	2,835	0	0	0	0	0	0	0	
2.	First Quarter .....	2,545	0	2,545	0	0	0	0	0	0	0	
3.	Second Quarter .....	2,411	0	2,411	0	0	0	0	0	0	0	
4.	Third Quarter .....	2,312	0	2,312	0	0	0	0	0	0	0	
5.	Current Year	1,850	0	1,850	0	0	0	0	0	0	0	
6.	Current Year Member Months	28,304	0	28,304	0	0	0	0	0	0	0	
Total Member Ambulatory Encounters for Year:												
7.	Physician .....	20,892	0	20,892	0	0	0	0	0	0	0	
8.	Non-Physician .....	883	0	883	0	0	0	0	0	0	0	
9.	Total	21,775	0	21,775	0	0	0	0	0	0	0	
10.	Hospital Patient Days Incurred	242	0	242	0	0	0	0	0	0	0	
11.	Number of Inpatient Admissions	96	0	96	0	0	0	0	0	0	0	
12.	Health Premiums Written (b) .....	12,449,534	0	12,490,438	0	0	0	0	(40,904)	0	0	
13.	Life Premiums Direct .....	0	0	0	0	0	0	0	0	0	0	
14.	Property/Casualty Premiums Written .....	0	0	0	0	0	0	0	0	0	0	
15.	Health Premiums Earned .....	12,515,978	0	12,490,438	0	0	0	0	25,540	0	0	
16.	Property/Casualty Premiums Earned	0	0	0	0	0	0	0	0	0	0	
17.	Amount Paid for Provision of Health Care Services .....	10,562,959	0	10,572,114	0	0	0	0	(9,155)	0	0	
18.	Amount Incurred for Provision of Health Care Services	9,916,762	0	9,945,323	0	0	0	0	(28,561)	0	0	

(a) For health business: number of persons insured under PPO managed care products .....0 and number of persons insured under indemnity only products .....0 .  
(b) For health premiums written: amount of Medicare Title XVIII exempt from state taxes or fees \$ .....(40,904)





ANNUAL STATEMENT FOR THE YEAR 2019 OF THE UnitedHealthcare Plan of the River Valley, Inc.

EXHIBIT OF PREMIUMS, ENROLLMENT AND UTILIZATION (a)

REPORT FOR: 1. CORPORATION

UnitedHealthcare Plan of the River Valley, Inc.

2. Moline, IL

NAIC Group Code		BUSINESS IN THE STATE OF		DURING THE YEAR							(LOCATION)	
0707		Iowa		2019							NAIC Company Code	
		Comprehensive (Hospital & Medical)									95378	
		1	2	3	4	5	6	7	8	9	10	
		Total	Individual	Group	Medicare Supplement	Vision Only	Dental Only	Federal Employees Health Benefit Plan	Title XVIII Medicare	Title XIX Medicaid	Other	
Total Members at end of:												
1.	Prior Year .....	447,270	38,243	21,483	0	0	0	1,935	0	385,609	0	
2.	First Quarter .....	439,145	37,420	20,745	0	0	0	0	0	380,980	0	
3.	Second Quarter .....	413,747	33,830	20,367	0	0	0	0	0	359,550	0	
4.	Third Quarter .....	19,436	0	19,436	0	0	0	0	0	0	0	
5.	Current Year	19,656	0	19,656	0	0	0	0	0	0	0	
6.	Current Year Member Months	2,712,368	219,644	241,343	0	0	0	49	0	2,251,332	0	
Total Member Ambulatory Encounters for Year:												
7.	Physician .....	1,877,379	90,598	175,011	0	0	0	0	0	1,611,770	0	
8.	Non-Physician .....	1,667,760	51,190	7,672	0	0	0	0	0	1,608,898	0	
9.	Total	3,545,139	141,788	182,683	0	0	0	0	0	3,220,668	0	
10.	Hospital Patient Days Incurred	2,190,948	2,313	2,871	0	0	0	0	0	2,185,764	0	
11.	Number of Inpatient Admissions	105,386	425	883	0	0	0	0	0	104,078	0	
12.	Health Premiums Written (b) .....	1,613,415,153	28,921,700	101,742,436	0	0	0	114,369	17,816	1,482,618,832	0	
13.	Life Premiums Direct .....	0	0	0	0	0	0	0	0	0	0	
14.	Property/Casualty Premiums Written .....	0	0	0	0	0	0	0	0	0	0	
15.	Health Premiums Earned .....	1,611,998,135	28,921,700	100,332,732	0	0	0	114,369	10,502	1,482,618,832	0	
16.	Property/Casualty Premiums Earned	0	0	0	0	0	0	0	0	0	0	
17.	Amount Paid for Provision of Health Care Services .....	1,736,982,437	31,472,910	79,701,997	0	0	0	917,325	70,400	1,624,819,805	0	
18.	Amount Incurred for Provision of Health Care Services	1,453,985,340	28,458,702	77,971,816	0	0	0	(420,369)	(123,556)	1,348,098,747	0	

(a) For health business: number of persons insured under PPO managed care products .....0 and number of persons insured under indemnity only products .....0 .

(b) For health premiums written: amount of Medicare Title XVIII exempt from state taxes or fees \$ .....17,816





ANNUAL STATEMENT FOR THE YEAR 2019 OF THE UnitedHealthcare Plan of the River Valley, Inc.

EXHIBIT OF PREMIUMS, ENROLLMENT AND UTILIZATION (a)

REPORT FOR: 1. CORPORATION UnitedHealthcare Plan of the River Valley, Inc. 2. Moline, IL

NAIC Group Code		BUSINESS IN THE STATE OF		DURING THE YEAR							(LOCATION)	
0707		Tennessee		2019							NAIC Company Code	
		1	Comprehensive (Hospital & Medical)		4	5	6	7	8	9	95378	
			2	3								
		Total	Individual	Group	Medicare Supplement	Vision Only	Dental Only	Federal Employees Health Benefit Plan	Title XVIII Medicare	Title XIX Medicaid	Other	
Total Members at end of:												
1.	Prior Year .....	482,870	0	311	0	0	0	0	60,890	421,669	0	
2.	First Quarter .....	485,208	0	256	0	0	0	0	61,634	423,318	0	
3.	Second Quarter .....	485,188	0	188	0	0	0	0	62,222	422,778	0	
4.	Third Quarter .....	481,344	0	190	0	0	0	0	62,210	418,944	0	
5.	Current Year	483,667	0	170	0	0	0	0	61,486	422,011	0	
6.	Current Year Member Months	5,808,692	0	2,520	0	0	0	0	742,532	5,063,640	0	
Total Member Ambulatory Encounters for Year:												
7.	Physician .....	5,343,621	0	2,356	0	0	0	0	1,772,396	3,568,869	0	
8.	Non-Physician .....	2,638,590	0	119	0	0	0	0	932,614	1,705,857	0	
9.	Total	7,982,211	0	2,475	0	0	0	0	2,705,010	5,274,726	0	
10.	Hospital Patient Days Incurred	2,537,360	0	39	0	0	0	0	244,357	2,292,964	0	
11.	Number of Inpatient Admissions	176,187	0	9	0	0	0	0	32,058	144,120	0	
12.	Health Premiums Written (b) .....	3,018,124,281	0	1,297,224	0	0	0	0	1,045,009,780	1,971,817,277	0	
13.	Life Premiums Direct .....	0	0	0	0	0	0	0	0	0	0	
14.	Property/Casualty Premiums Written .....	0	0	0	0	0	0	0	0	0	0	
15.	Health Premiums Earned .....	3,060,629,001	0	1,297,224	0	0	0	0	1,087,514,500	1,971,817,277	0	
16.	Property/Casualty Premiums Earned	0	0	0	0	0	0	0	0	0	0	
17.	Amount Paid for Provision of Health Care Services .....	2,492,785,079	0	937,668	0	0	0	0	879,100,158	1,612,747,253	0	
18.	Amount Incurred for Provision of Health Care Services	2,496,063,461	0	865,490	0	0	0	0	900,094,521	1,595,103,450	0	

(a) For health business: number of persons insured under PPO managed care products .....0 and number of persons insured under indemnity only products .....0 .  
(b) For health premiums written: amount of Medicare Title XVIII exempt from state taxes or fees \$ .....1,045,009,780





ANNUAL STATEMENT FOR THE YEAR 2019 OF THE UnitedHealthcare Plan of the River Valley, Inc.

EXHIBIT OF PREMIUMS, ENROLLMENT AND UTILIZATION (a)

REPORT FOR: 1. CORPORATION UnitedHealthcare Plan of the River Valley, Inc. 2. Moline, IL

NAIC Group Code		0707		BUSINESS IN THE STATE OF		Virginia		DURING THE YEAR				2019		(LOCATION)		NAIC Company Code		95378	
		1	Comprehensive (Hospital & Medical)		4	5	6	7	8	9	10								
			2	3															
		Total	Individual	Group	Medicare Supplement	Vision Only	Dental Only	Federal Employees Health Benefit Plan	Title XVIII Medicare	Title XIX Medicaid	Other								
Total Members at end of:																			
1. Prior Year .....		3,954	0	3,954	0	0	0	0	0	0	0								
2. First Quarter .....		3,695	0	3,695	0	0	0	0	0	0	0								
3. Second Quarter .....		3,603	0	3,603	0	0	0	0	0	0	0								
4. Third Quarter .....		3,543	0	3,543	0	0	0	0	0	0	0								
5. Current Year		3,399	0	3,399	0	0	0	0	0	0	0								
6. Current Year Member Months		43,008	0	43,008	0	0	0	0	0	0	0								
Total Member Ambulatory Encounters for Year:																			
7. Physician .....		31,405	0	31,405	0	0	0	0	0	0	0								
8. Non-Physician .....		1,512	0	1,512	0	0	0	0	0	0	0								
9. Total		32,917	0	32,917	0	0	0	0	0	0	0								
10. Hospital Patient Days Incurred		592	0	592	0	0	0	0	0	0	0								
11. Number of Inpatient Admissions		189	0	189	0	0	0	0	0	0	0								
12. Health Premiums Written (b) .....		20,734,286	0	20,855,809	0	0	0	0	(121,523)	0	0								
13. Life Premiums Direct .....		0	0	0	0	0	0	0	0	0	0								
14. Property/Casualty Premiums Written .....		0	0	0	0	0	0	0	0	0	0								
15. Health Premiums Earned.....		20,574,834	0	20,696,357	0	0	0	0	(121,523)	0	0								
16. Property/Casualty Premiums Earned		0	0	0	0	0	0	0	0	0	0								
17. Amount Paid for Provision of Health Care Services.....		15,801,461	0	15,873,537	0	0	0	0	(72,076)	0	0								
18. Amount Incurred for Provision of Health Care Services		15,546,556	0	15,620,059	0	0	0	0	(73,503)	0	0								

(a) For health business: number of persons insured under PPO managed care products 0 and number of persons insured under indemnity only products 0 .

(b) For health premiums written: amount of Medicare Title XVIII exempt from state taxes or fees \$ (121,523)





ANNUAL STATEMENT FOR THE YEAR 2019 OF THE UnitedHealthcare Plan of the River Valley, Inc.

EXHIBIT OF PREMIUMS, ENROLLMENT AND UTILIZATION (a)

REPORT FOR: 1. CORPORATION

UnitedHealthcare Plan of the River Valley, Inc.

2. Moline, IL

NAIC Group Code		BUSINESS IN THE STATE OF		DURING THE YEAR							(LOCATION)	
0707		Grand Total		2019							NAIC Company Code	
		Comprehensive (Hospital & Medical)									95378	
		1	2	3	4	5	6	7	8	9	10	
		Total	Individual	Group	Medicare Supplement	Vision Only	Dental Only	Federal Employees Health Benefit Plan	Title XVIII Medicare	Title XIX Medicaid	Other	
Total Members at end of:												
1.	Prior Year .....	936,930	38,243	28,583	0	0	0	1,935	60,890	807,278	0	
2.	First Quarter .....	930,593	37,420	27,241	0	0	0	0	61,634	804,298	0	
3.	Second Quarter .....	904,949	33,830	26,569	0	0	0	0	62,222	782,328	0	
4.	Third Quarter .....	506,635	0	25,481	0	0	0	0	62,210	418,944	0	
5.	Current Year	508,572	0	25,075	0	0	0	0	61,486	422,011	0	
6.	Current Year Member Months	8,592,372	219,644	315,175	0	0	0	49	742,532	7,314,972	0	
Total Member Ambulatory Encounters for Year:												
7.	Physician .....	7,273,297	90,598	229,664	0	0	0	0	1,772,396	5,180,639	0	
8.	Non-Physician .....	4,308,745	51,190	10,186	0	0	0	0	932,614	3,314,755	0	
9.	Total	11,582,042	141,788	239,850	0	0	0	0	2,705,010	8,495,394	0	
10.	Hospital Patient Days Incurred	4,729,142	2,313	3,744	0	0	0	0	244,357	4,478,728	0	
11.	Number of Inpatient Admissions	281,858	425	1,177	0	0	0	0	32,058	248,198	0	
12.	Health Premiums Written (b) .....	4,664,723,254	28,921,700	136,385,907	0	0	0	114,369	1,044,865,169	3,454,436,109	0	
13.	Life Premiums Direct .....	0	0	0	0	0	0	0	0	0	0	
14.	Property/Casualty Premiums Written .....	0	0	0	0	0	0	0	0	0	0	
15.	Health Premiums Earned .....	4,705,717,948	28,921,700	134,816,751	0	0	0	114,369	1,087,429,019	3,454,436,109	0	
16.	Property/Casualty Premiums Earned	0	0	0	0	0	0	0	0	0	0	
17.	Amount Paid for Provision of Health Care Services .....	4,256,131,936	31,472,910	107,085,316	0	0	0	917,325	879,089,327	3,237,567,058	0	
18.	Amount Incurred for Provision of Health Care Services	3,975,512,119	28,458,702	104,402,688	0	0	0	(420,369)	899,868,901	2,943,202,197	0	

(a) For health business: number of persons insured under PPO managed care products .....0 and number of persons insured under indemnity only products .....0 .

(b) For health premiums written: amount of Medicare Title XVIII exempt from state taxes or fees \$ .....1,044,865,169

30.GT



Schedule S - Part 1 - Section 2  
**N O N E**

Schedule S - Part 2  
**N O N E**



ANNUAL STATEMENT FOR THE YEAR 2019 OF THE UnitedHealthcare Plan of the River Valley, Inc.

SCHEDULE S - PART 3 - SECTION 2

Reinsurance Ceded Accident and Health Insurance Listed by Reinsuring Company as of December 31, Current Year

1 NAIC Company Code	2 ID Number	3 Effective Date	4  Name of Company	5 Domi- ciliary Juris- diction	6 Type of Reinsurance Ceded	7 Type of Business Ceded	8  Premiums	9  Unearned Premiums (Estimated)	10 Reserve Credit Taken Other than for Unearned Premiums	Outstanding Surplus Relief		13  Modified Coinsurance Reserve	14  Funds Withheld Under Coinsurance
										11  Current Year	12  Prior Year		
79413	36-2739571	07/01/2008	UnitedHealthcare Insurance Company	CT	OTH/G	CMM	139,879	0	0	0	0	0	0
79413	36-2739571	07/01/2008	UnitedHealthcare Insurance Company	CT	OTH/G	MC	3,466,087	0	0	0	0	0	0
79413	36-2739571	07/01/2008	UnitedHealthcare Insurance Company	CT	OTH/G	MR	1,087,040	0	0	0	0	0	0
79413	36-2739571	07/01/2008	UnitedHealthcare Insurance Company	CT	OTH/G	SCHIP	28,922	0	0	0	0	0	0
0299999. General Account - Authorized U.S. Affiliates - Other							4,721,928	0	0	0	0	0	0
0399999. Total General Account - Authorized U.S. Affiliates							4,721,928	0	0	0	0	0	0
0699999. Total General Account - Authorized Non-U.S. Affiliates							0	0	0	0	0	0	0
0799999. Total General Account - Authorized Affiliates							4,721,928	0	0	0	0	0	0
1099999. Total General Account - Authorized Non-Affiliates							0	0	0	0	0	0	0
1199999. Total General Account Authorized							4,721,928	0	0	0	0	0	0
1499999. Total General Account - Unauthorized U.S. Affiliates							0	0	0	0	0	0	0
1799999. Total General Account - Unauthorized Non-U.S. Affiliates							0	0	0	0	0	0	0
1899999. Total General Account - Unauthorized Affiliates							0	0	0	0	0	0	0
2199999. Total General Account - Unauthorized Non-Affiliates							0	0	0	0	0	0	0
2299999. Total General Account Unauthorized							0	0	0	0	0	0	0
2599999. Total General Account - Certified U.S. Affiliates							0	0	0	0	0	0	0
2899999. Total General Account - Certified Non-U.S. Affiliates							0	0	0	0	0	0	0
2999999. Total General Account - Certified Affiliates							0	0	0	0	0	0	0
3299999. Total General Account - Certified Non-Affiliates							0	0	0	0	0	0	0
3399999. Total General Account Certified							0	0	0	0	0	0	0
3499999. Total General Account Authorized, Unauthorized and Certified							4,721,928	0	0	0	0	0	0
3799999. Total Separate Accounts - Authorized U.S. Affiliates							0	0	0	0	0	0	0
4099999. Total Separate Accounts - Authorized Non-U.S. Affiliates							0	0	0	0	0	0	0
4199999. Total Separate Accounts - Authorized Affiliates							0	0	0	0	0	0	0
4499999. Total Separate Accounts - Authorized Non-Affiliates							0	0	0	0	0	0	0
4599999. Total Separate Accounts Authorized							0	0	0	0	0	0	0
4899999. Total Separate Accounts - Unauthorized U.S. Affiliates							0	0	0	0	0	0	0
5199999. Total Separate Accounts - Unauthorized Non-U.S. Affiliates							0	0	0	0	0	0	0
5299999. Total Separate Accounts - Unauthorized Affiliates							0	0	0	0	0	0	0
5599999. Total Separate Accounts - Unauthorized Non-Affiliates							0	0	0	0	0	0	0
5699999. Total Separate Accounts Unauthorized							0	0	0	0	0	0	0
5999999. Total Separate Accounts - Certified U.S. Affiliates							0	0	0	0	0	0	0
6299999. Total Separate Accounts - Certified Non-U.S. Affiliates							0	0	0	0	0	0	0
6399999. Total Separate Accounts - Certified Affiliates							0	0	0	0	0	0	0
6699999. Total Separate Accounts - Certified Non-Affiliates							0	0	0	0	0	0	0
6799999. Total Separate Accounts Certified							0	0	0	0	0	0	0
6899999. Total Separate Accounts Authorized, Unauthorized and Certified							0	0	0	0	0	0	0
6999999. Total U.S. (Sum of 0399999, 0899999, 1499999, 1999999, 2599999, 3099999, 3799999, 4299999, 4899999, 5399999, 5999999 and 6499999)							4,721,928	0	0	0	0	0	0
7099999. Total Non-U.S. (Sum of 0699999, 0999999, 1799999, 2099999, 2899999, 3199999, 4099999, 4399999, 5199999, 5499999, 6299999 and 6599999)							0	0	0	0	0	0	0
9999999 - Totals							4,721,928	0	0	0	0	0	0



Schedule S - Part 4  
**N O N E**

Schedule S - Part 4 - Bank Footnote  
**N O N E**

Schedule S - Part 5  
**N O N E**

Schedule S - Part 5 - Bank Footnote  
**N O N E**



SCHEDULE S - PART 6

Five Year Exhibit of Reinsurance Ceded Business (\$000 Omitted)

	1 2019	2 2018	3 2017	4 2016	5 2015
A. OPERATIONS ITEMS					
1. Premiums .....	169	223	193	220	209
2. Title XVIII - Medicare .....	1,087	913	794	660	1,198
3. Title XIX - Medicaid .....	3,466	4,974	3,094	2,712	2,002
4. Commissions and reinsurance expense allowance .....	0	0	0	0	0
5. Total hospital and medical expenses .....	0	0	0	0	0
B. BALANCE SHEET ITEMS					
6. Premiums receivable .....	329	554	481	376	283
7. Claims payable .....	0	0	0	0	0
8. Reinsurance recoverable on paid losses .....	0	0	0	0	0
9. Experience rating refunds due or unpaid .....	0	0	0	0	0
10. Commissions and reinsurance expense allowances due .....	0	0	0	0	0
11. Unauthorized reinsurance offset .....	0	0	0	0	0
12. Offset for reinsurance with Certified Reinsurers .....	0	0	0	0	0
C. UNAUTHORIZED REINSURANCE (DEPOSITS BY AND FUNDS WITHHELD FROM)					
13. Funds deposited by and withheld from (F) .....	0	0	0	0	0
14. Letters of credit (L) .....	0	0	0	0	0
15. Trust agreements (T) .....	0	0	0	0	0
16. Other (O) .....	0	0	0	0	0
D. REINSURANCE WITH CERTIFIED REINSURERS (DEPOSITS BY AND FUNDS WITHHELD FROM)					
17. Multiple Beneficiary Trust .....	0	0	0	0	0
18. Funds deposited by and withheld from (F) .....	0	0	0	0	0
19. Letters of credit (L) .....	0	0	0	0	0
20. Trust agreements (T) .....	0	0	0	0	0
21. Other (O) .....	0	0	0	0	0



SCHEDULE S - PART 7

Restatement of Balance Sheet to Identify Net Credit For Ceded Reinsurance

	1 As Reported (net of ceded)	2 Restatement Adjustments	3 Restated (gross of ceded)
<b>ASSETS (Page 2, Col. 3)</b>			
1. Cash and invested assets (Line 12) .....	747,180,675	0	747,180,675
2. Accident and health premiums due and unpaid (Line 15) .....	265,060,176	0	265,060,176
3. Amounts recoverable from reinsurers (Line 16.1) .....	0	0	0
4. Net credit for ceded reinsurance .....	XXX	(328,948)	(328,948)
5. All other admitted assets (Balance) .....	97,979,879	0	97,979,879
6. Total assets (Line 28)	1,110,220,730	(328,948)	1,109,891,782
<b>LIABILITIES, CAPITAL AND SURPLUS (Page 3)</b>			
7. Claims unpaid (Line 1) .....	300,477,322	0	300,477,322
8. Accrued medical incentive pool and bonus payments (Line 2) .....	9,171,225	0	9,171,225
9. Premiums received in advance (Line 8) .....	2,701,109	0	2,701,109
10. Funds held under reinsurance treaties with authorized and unauthorized reinsurers (Line 19 first inset amount plus second inset amount) .....	0	0	0
11. Reinsurance in unauthorized companies (Line 20 minus inset amount) .....	0	0	0
12. Reinsurance with Certified Reinsurers (Line 20 inset amount) .....	0	0	0
13. Funds held under reinsurance treaties with Certified Reinsurers (Line 19 third inset amount) .....	0	0	0
14. All other liabilities (Balance) .....	181,992,537	(328,948)	181,663,589
15. Total liabilities (Line 24) .....	494,342,193	(328,948)	494,013,245
16. Total capital and surplus (Line 33) .....	615,878,537	XXX	615,878,537
17. Total liabilities, capital and surplus (Line 34)	1,110,220,730	(328,948)	1,109,891,782
<b>NET CREDIT FOR CEDED REINSURANCE</b>			
18. Claims unpaid .....	0		
19. Accrued medical incentive pool .....	0		
20. Premiums received in advance .....	0		
21. Reinsurance recoverable on paid losses .....	0		
22. Other ceded reinsurance recoverables .....	0		
23. Total ceded reinsurance recoverables .....	0		
24. Premiums receivable .....	0		
25. Funds held under reinsurance treaties with authorized and unauthorized reinsurers .....	0		
26. Unauthorized reinsurance .....	0		
27. Reinsurance with Certified Reinsurers .....	0		
28. Funds held under reinsurance treaties with Certified Reinsurers .....	0		
29. Other ceded reinsurance payables/offsets .....	328,948		
30. Total ceded reinsurance payables/offsets .....	328,948		
31. Total net credit for ceded reinsurance	(328,948)		



SCHEDULE T PREMIUMS AND OTHER CONSIDERATIONS

Allocated by States and Territories										
		1	Direct Business Only							
		Active Status (a)	2	3	4	5	6	7	8	9
States, etc.			Accident & Health Premiums	Medicare Title XVIII	Medicaid Title XIX	Federal Employees Health Benefits Plan Premiums	Life & Annuity Premiums & Other Considerations	Property/ Casualty Premiums	Total Columns 2 Through 7	Deposit-Type Contracts
1.	Alabama	AL	N	0	0	0	0	0	0	0
2.	Alaska	AK	N	0	0	0	0	0	0	0
3.	Arizona	AZ	N	0	0	0	0	0	0	0
4.	Arkansas	AR	N	0	0	0	0	0	0	0
5.	California	CA	N	0	0	0	0	0	0	0
6.	Colorado	CO	N	0	0	0	0	0	0	0
7.	Connecticut	CT	N	0	0	0	0	0	0	0
8.	Delaware	DE	N	0	0	0	0	0	0	0
9.	District of Columbia	DC	N	0	0	0	0	0	0	0
10.	Florida	FL	N	0	0	0	0	0	0	0
11.	Georgia	GA	N	0	0	0	0	0	0	0
12.	Hawaii	HI	N	0	0	0	0	0	0	0
13.	Idaho	ID	N	0	0	0	0	0	0	0
14.	Illinois	IL	L	12,490,438	(40,904)	0	0	0	12,449,534	0
15.	Indiana	IN	N	0	0	0	0	0	0	0
16.	Iowa	IA	L	130,664,136	17,816	1,482,618,832	114,369	0	1,613,415,153	0
17.	Kansas	KS	N	0	0	0	0	0	0	0
18.	Kentucky	KY	N	0	0	0	0	0	0	0
19.	Louisiana	LA	N	0	0	0	0	0	0	0
20.	Maine	ME	N	0	0	0	0	0	0	0
21.	Maryland	MD	N	0	0	0	0	0	0	0
22.	Massachusetts	MA	N	0	0	0	0	0	0	0
23.	Michigan	MI	N	0	0	0	0	0	0	0
24.	Minnesota	MN	N	0	0	0	0	0	0	0
25.	Mississippi	MS	N	0	0	0	0	0	0	0
26.	Missouri	MO	N	0	0	0	0	0	0	0
27.	Montana	MT	N	0	0	0	0	0	0	0
28.	Nebraska	NE	N	0	0	0	0	0	0	0
29.	Nevada	NV	N	0	0	0	0	0	0	0
30.	New Hampshire	NH	N	0	0	0	0	0	0	0
31.	New Jersey	NJ	N	0	0	0	0	0	0	0
32.	New Mexico	NM	N	0	0	0	0	0	0	0
33.	New York	NY	N	0	0	0	0	0	0	0
34.	North Carolina	NC	N	0	0	0	0	0	0	0
35.	North Dakota	ND	N	0	0	0	0	0	0	0
36.	Ohio	OH	N	0	0	0	0	0	0	0
37.	Oklahoma	OK	N	0	0	0	0	0	0	0
38.	Oregon	OR	N	0	0	0	0	0	0	0
39.	Pennsylvania	PA	N	0	0	0	0	0	0	0
40.	Rhode Island	RI	N	0	0	0	0	0	0	0
41.	South Carolina	SC	N	0	0	0	0	0	0	0
42.	South Dakota	SD	N	0	0	0	0	0	0	0
43.	Tennessee	TN	L	1,297,224	1,045,009,780	1,971,817,277	0	0	3,018,124,281	0
44.	Texas	TX	N	0	0	0	0	0	0	0
45.	Utah	UT	N	0	0	0	0	0	0	0
46.	Vermont	VT	N	0	0	0	0	0	0	0
47.	Virginia	VA	L	20,855,809	(121,523)	0	0	0	20,734,286	0
48.	Washington	WA	N	0	0	0	0	0	0	0
49.	West Virginia	WV	N	0	0	0	0	0	0	0
50.	Wisconsin	WI	N	0	0	0	0	0	0	0
51.	Wyoming	WY	N	0	0	0	0	0	0	0
52.	American Samoa	AS	N	0	0	0	0	0	0	0
53.	Guam	GU	N	0	0	0	0	0	0	0
54.	Puerto Rico	PR	N	0	0	0	0	0	0	0
55.	U.S. Virgin Islands	VI	N	0	0	0	0	0	0	0
56.	Northern Mariana Islands	MP	N	0	0	0	0	0	0	0
57.	Canada	CAN	N	0	0	0	0	0	0	0
58.	Aggregate other alien	OT	XXX	0	0	0	0	0	0	0
59.	Subtotal	XXX	165,307,607	1,044,865,169	3,454,436,109	114,369	0	0	4,664,723,254	0
60.	Reporting entity contributions for Employee Benefit Plans	XXX	0	0	0	0	0	0	0	0
61.	Total (Direct Business)	XXX	165,307,607	1,044,865,169	3,454,436,109	114,369	0	0	4,664,723,254	0
DETAILS OF WRITE-INS										
58001.		XXX								
58002.		XXX								
58003.		XXX								
58998.	Summary of remaining write-ins for Line 58 from overflow page	XXX	0	0	0	0	0	0	0	0
58999.	Totals (Lines 58001 through 58003 plus 58998)(Line 58 above)	XXX	0	0	0	0	0	0	0	0

(a) Active Status Counts:  
L - Licensed or Chartered - Licensed insurance carrier or domiciled RRG.....4  
E - Eligible - Reporting entities eligible or approved to write surplus lines in the state.....0  
N - None of the above - Not allowed to write business in the state.....53  
R - Registered - Non-domiciled RRGs.....0  
Q - Qualified - Qualified or accredited reinsurer.....0

(b) Explanation of basis of allocation by states, premiums by state, etc.  
Premiums are allocated by state based upon geographic market.



SCHEDULE T - PART 2  
INTERSTATE COMPACT - EXHIBIT OF PREMIUMS WRITTEN

Allocated by States and Territories

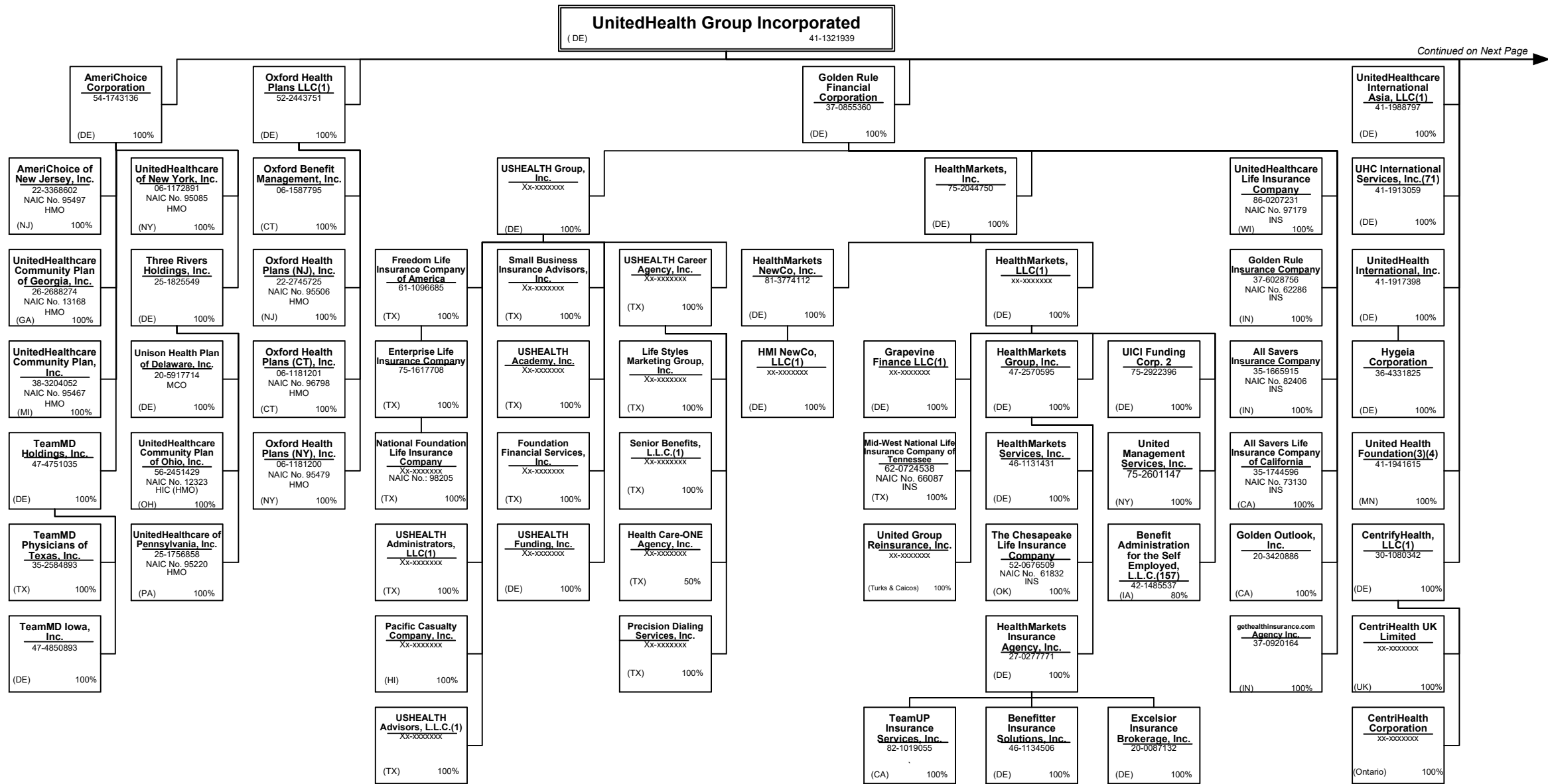
States, Etc.		Direct Business Only					
		1	2	3	4	5	6
		Life (Group and Individual)	Annuities (Group and Individual)	Disability Income (Group and Individual)	Long-Term Care (Group and Individual)	Deposit-Type Contracts	Totals
1.	Alabama .....	AL					
2.	Alaska .....	AK					
3.	Arizona .....	AZ					
4.	Arkansas .....	AR					
5.	California .....	CA					
6.	Colorado .....	CO					
7.	Connecticut .....	CT					
8.	Delaware .....	DE					
9.	District of Columbia .....	DC					
10.	Florida .....	FL					
11.	Georgia .....	GA					
12.	Hawaii .....	HI					
13.	Idaho .....	ID					
14.	Illinois .....	IL					
15.	Indiana .....	IN					
16.	Iowa .....	IA					
17.	Kansas .....	KS					
18.	Kentucky .....	KY					
19.	Louisiana .....	LA					
20.	Maine .....	ME					
21.	Maryland .....	MD					
22.	Massachusetts .....	MA					
23.	Michigan .....	MI					
24.	Minnesota .....	MN					
25.	Mississippi .....	MS					
26.	Missouri .....	MO					
27.	Montana .....	MT					
28.	Nebraska .....	NE					
29.	Nevada .....	NV					
30.	New Hampshire .....	NH					
31.	New Jersey .....	NJ					
32.	New Mexico .....	NM					
33.	New York .....	NY					
34.	North Carolina .....	NC					
35.	North Dakota .....	ND					
36.	Ohio .....	OH					
37.	Oklahoma .....	OK					
38.	Oregon .....	OR					
39.	Pennsylvania .....	PA					
40.	Rhode Island .....	RI					
41.	South Carolina .....	SC					
42.	South Dakota .....	SD					
43.	Tennessee .....	TN					
44.	Texas .....	TX					
45.	Utah .....	UT					
46.	Vermont .....	VT					
47.	Virginia .....	VA					
48.	Washington .....	WA					
49.	West Virginia .....	WV					
50.	Wisconsin .....	WI					
51.	Wyoming .....	WY					
52.	American Samoa .....	AS					
53.	Guam .....	GU					
54.	Puerto Rico .....	PR					
55.	U.S. Virgin Islands .....	VI					
56.	Northern Mariana Islands .....	MP					
57.	Canada .....	CAN					
58.	Aggregate Other Alien .....	OT					
59.	Total						

NONE



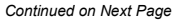
SCHEDULE Y – INFORMATION CONCERNING ACTIVITIES OF INSURER MEMBERS OF A HOLDING COMPANY GROUP

PART 1 – ORGANIZATIONAL CHART



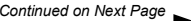


## Continued from Previous Page



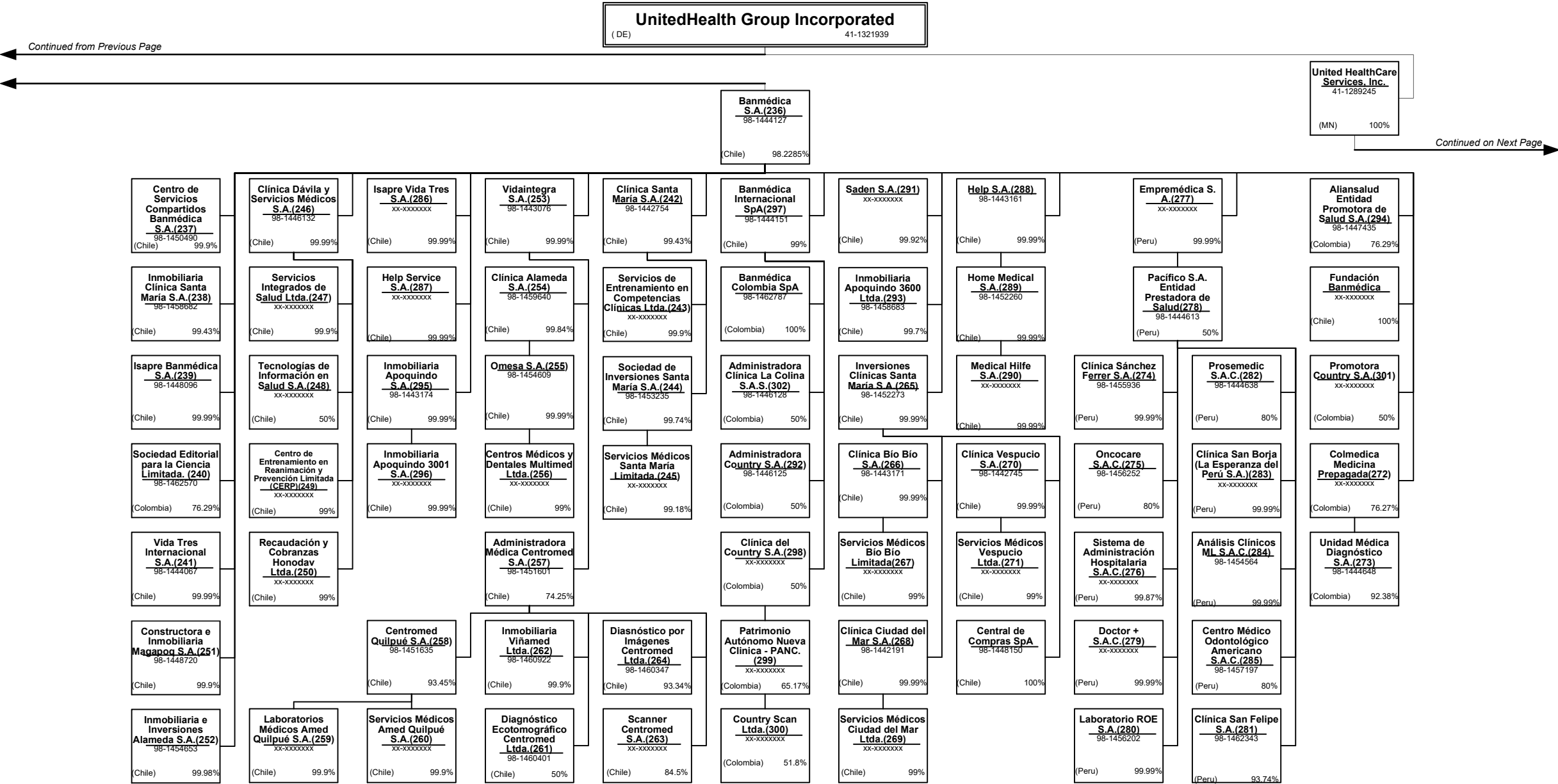


## Continued from Previous Page





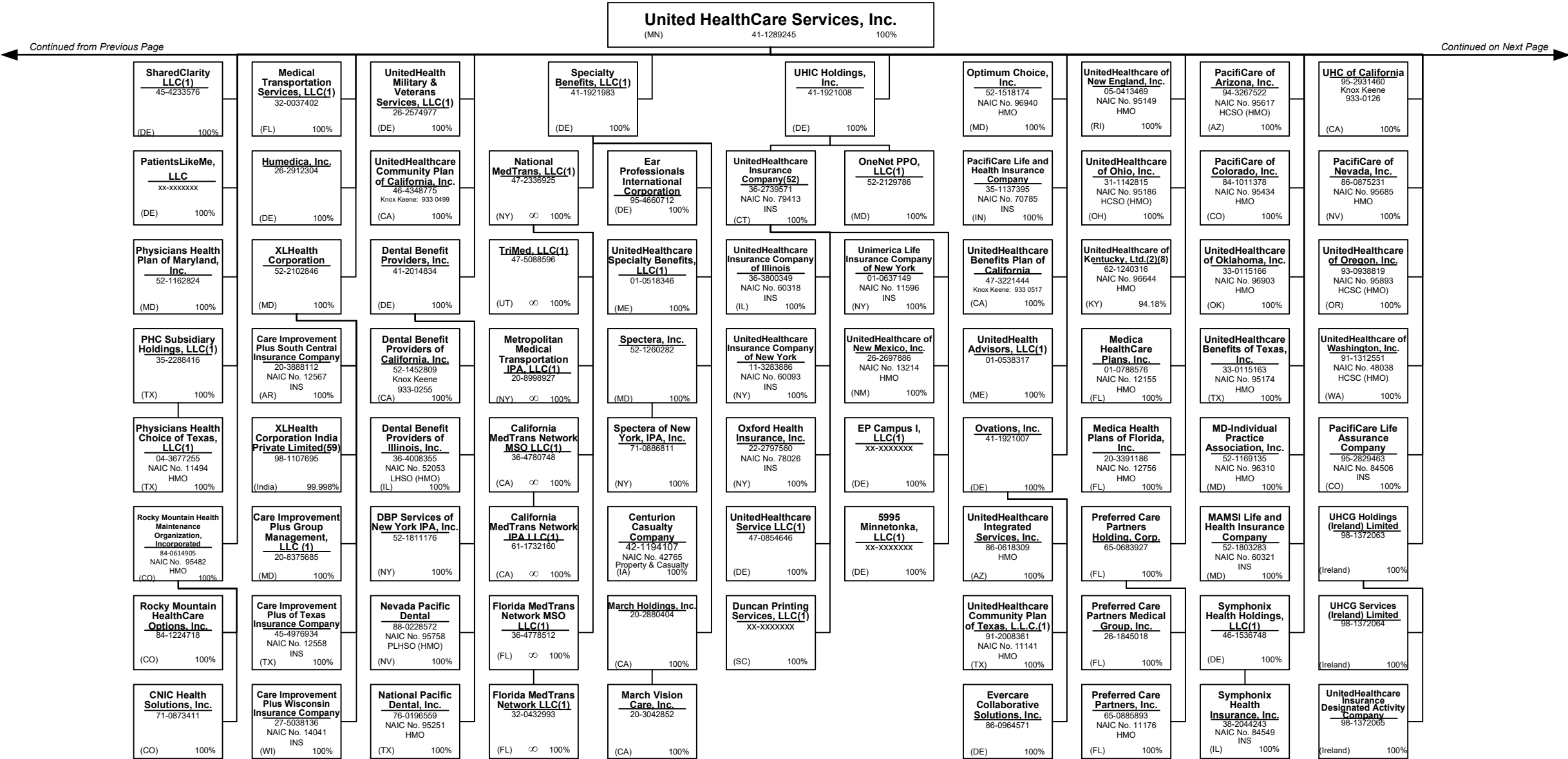
SCHEDULE Y – INFORMATION CONCERNING ACTIVITIES OF INSURER MEMBERS OF A HOLDING COMPANY GROUP  
PART 1 – ORGANIZATIONAL CHART





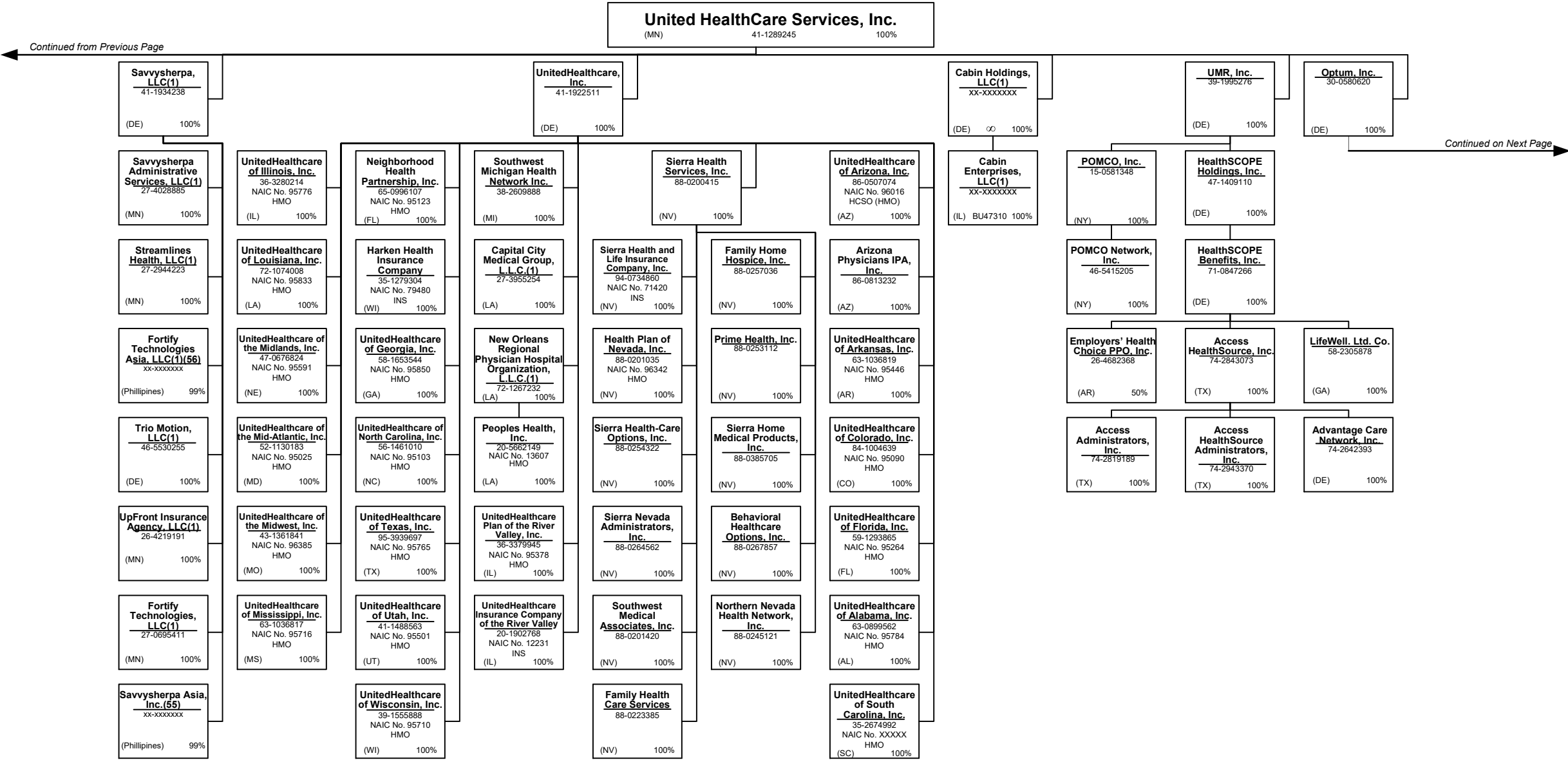
SCHEDULE Y – INFORMATION CONCERNING ACTIVITIES OF INSURER MEMBERS OF A HOLDING COMPANY GROUP

PART 1 – ORGANIZATIONAL CHART





SCHEDULE Y – INFORMATION CONCERNING ACTIVITIES OF INSURER MEMBERS OF A HOLDING COMPANY GROUP  
PART 1 – ORGANIZATIONAL CHART



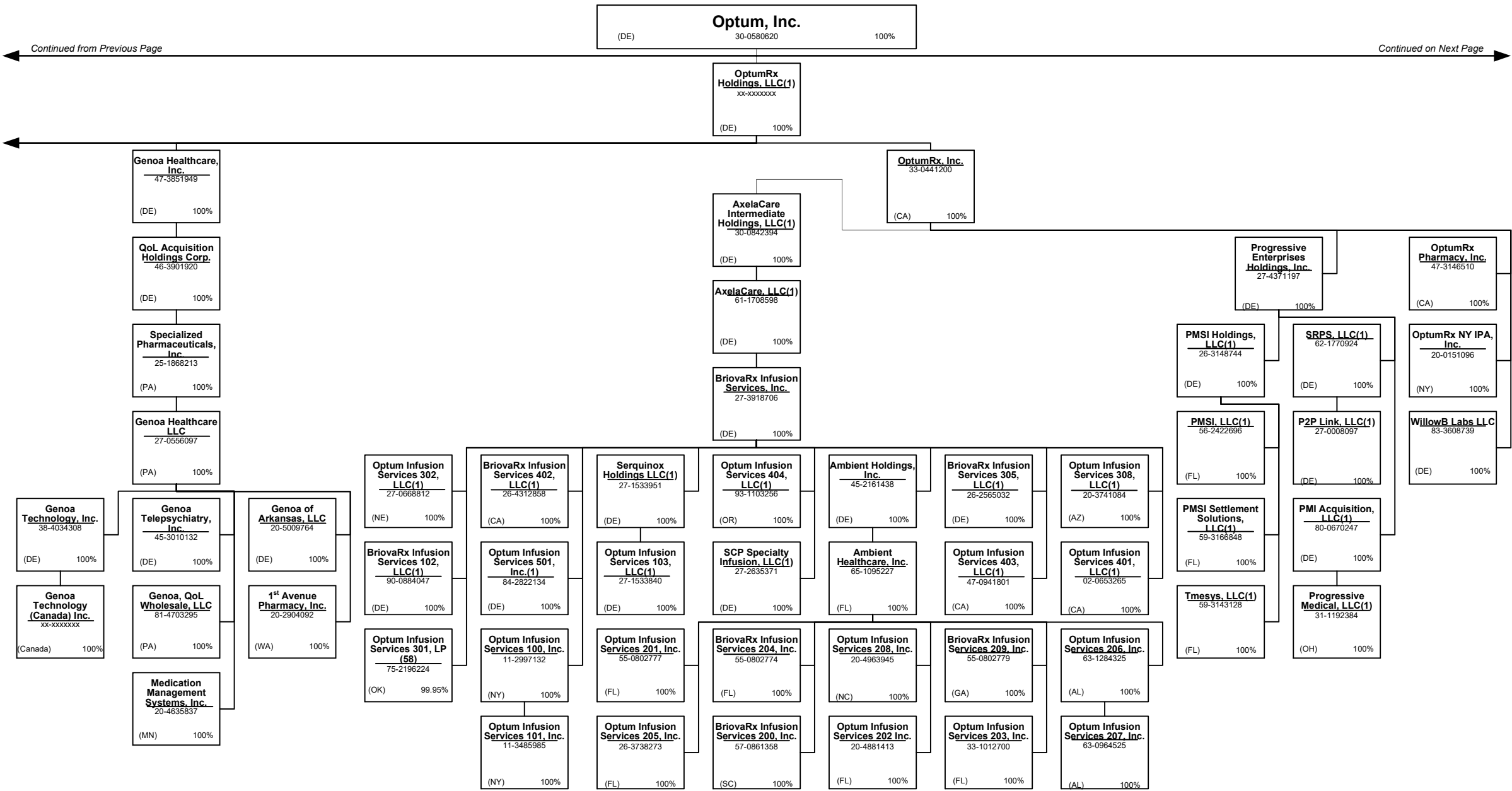


Continued from Previous Page Continued on Next Page



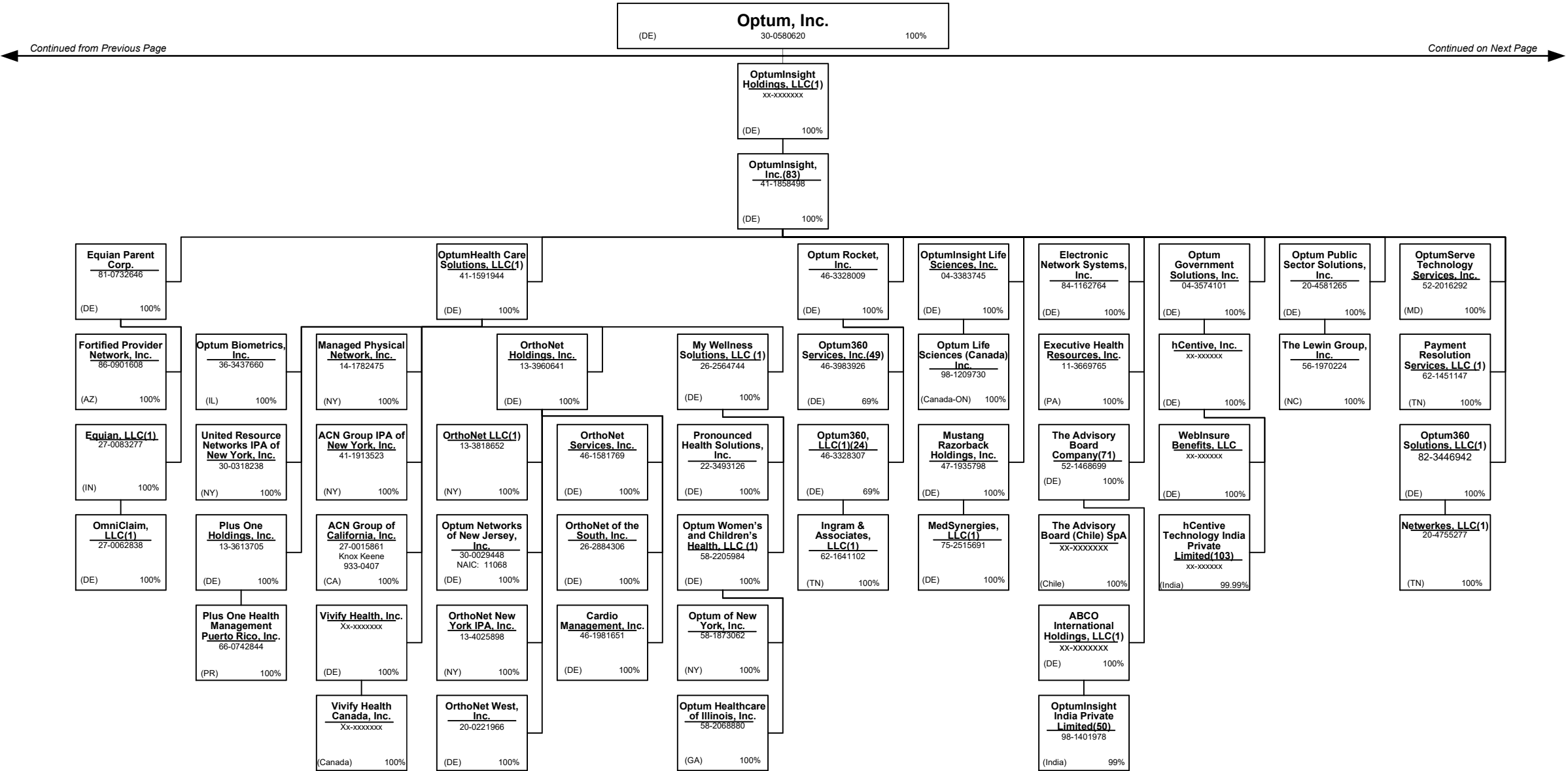


SCHEDULE Y – INFORMATION CONCERNING ACTIVITIES OF INSURER MEMBERS OF A HOLDING COMPANY GROUP  
PART 1 – ORGANIZATIONAL CHART



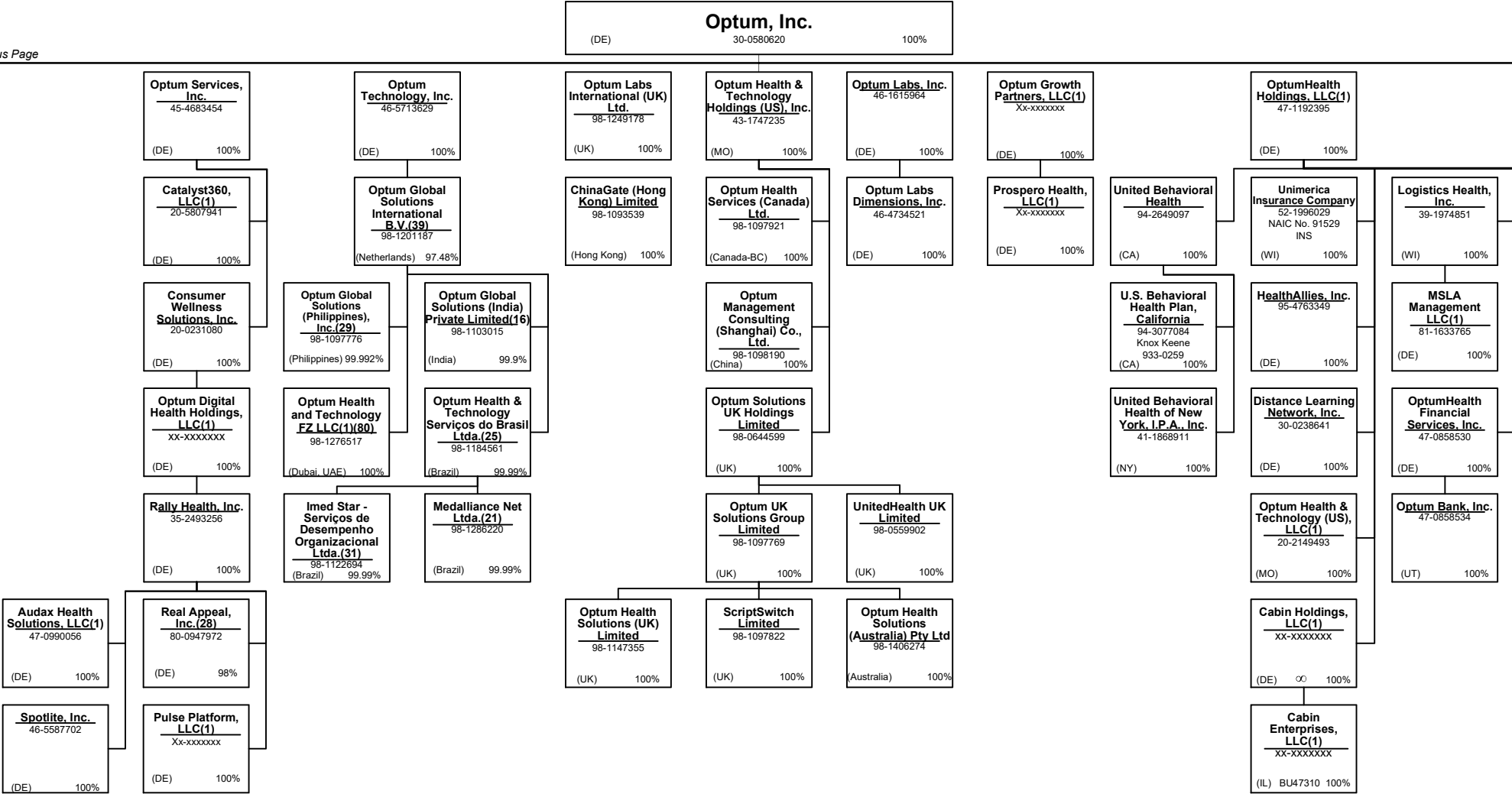


SCHEDULE Y – INFORMATION CONCERNING ACTIVITIES OF INSURER MEMBERS OF A HOLDING COMPANY GROUP  
PART 1 – ORGANIZATIONAL CHART



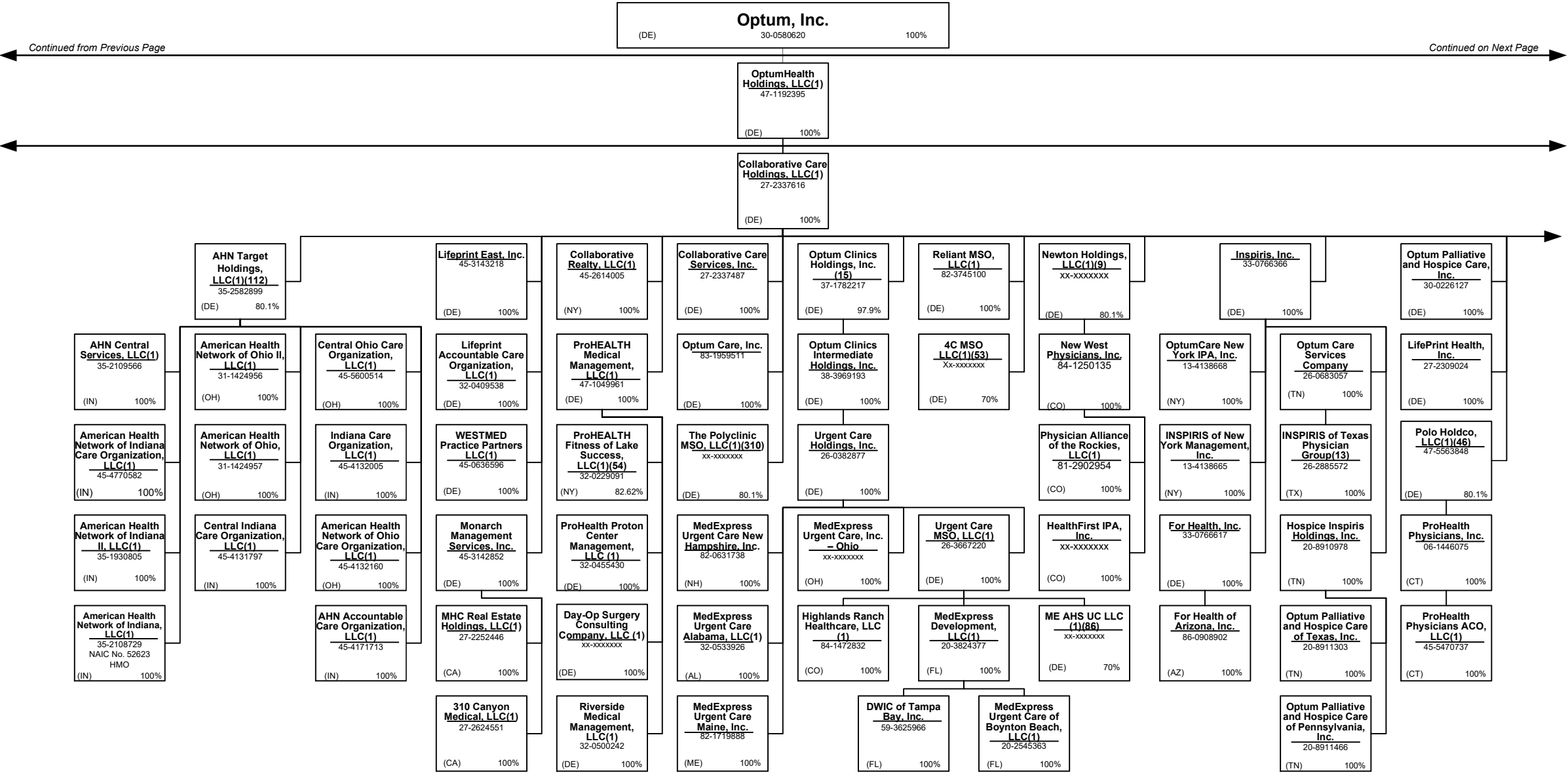


SCHEDULE Y – INFORMATION CONCERNING ACTIVITIES OF INSURER MEMBERS OF A HOLDING COMPANY GROUP  
PART 1 – ORGANIZATIONAL CHART



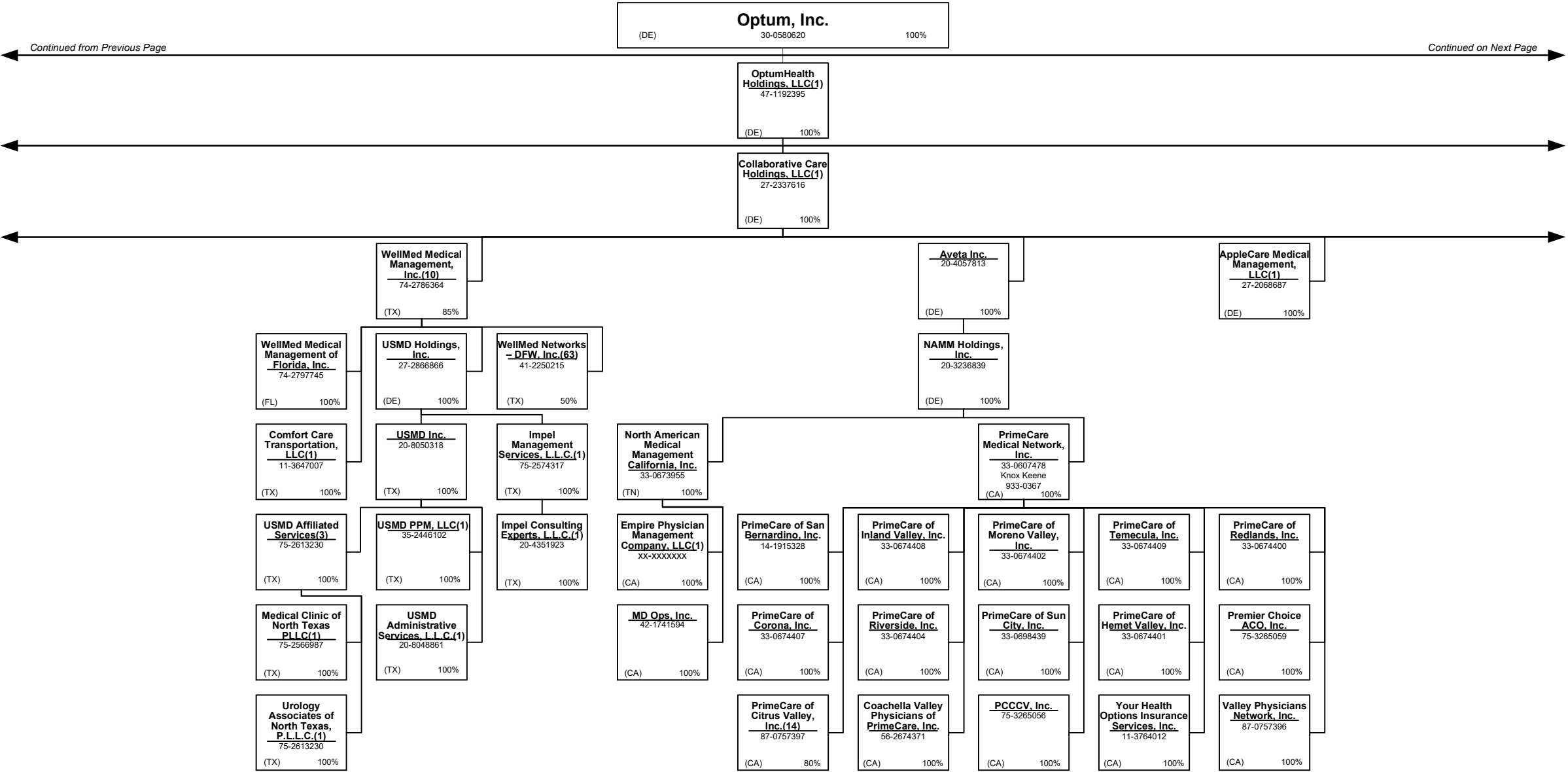


SCHEDULE Y – INFORMATION CONCERNING ACTIVITIES OF INSURER MEMBERS OF A HOLDING COMPANY GROUP  
PART 1 – ORGANIZATIONAL CHART



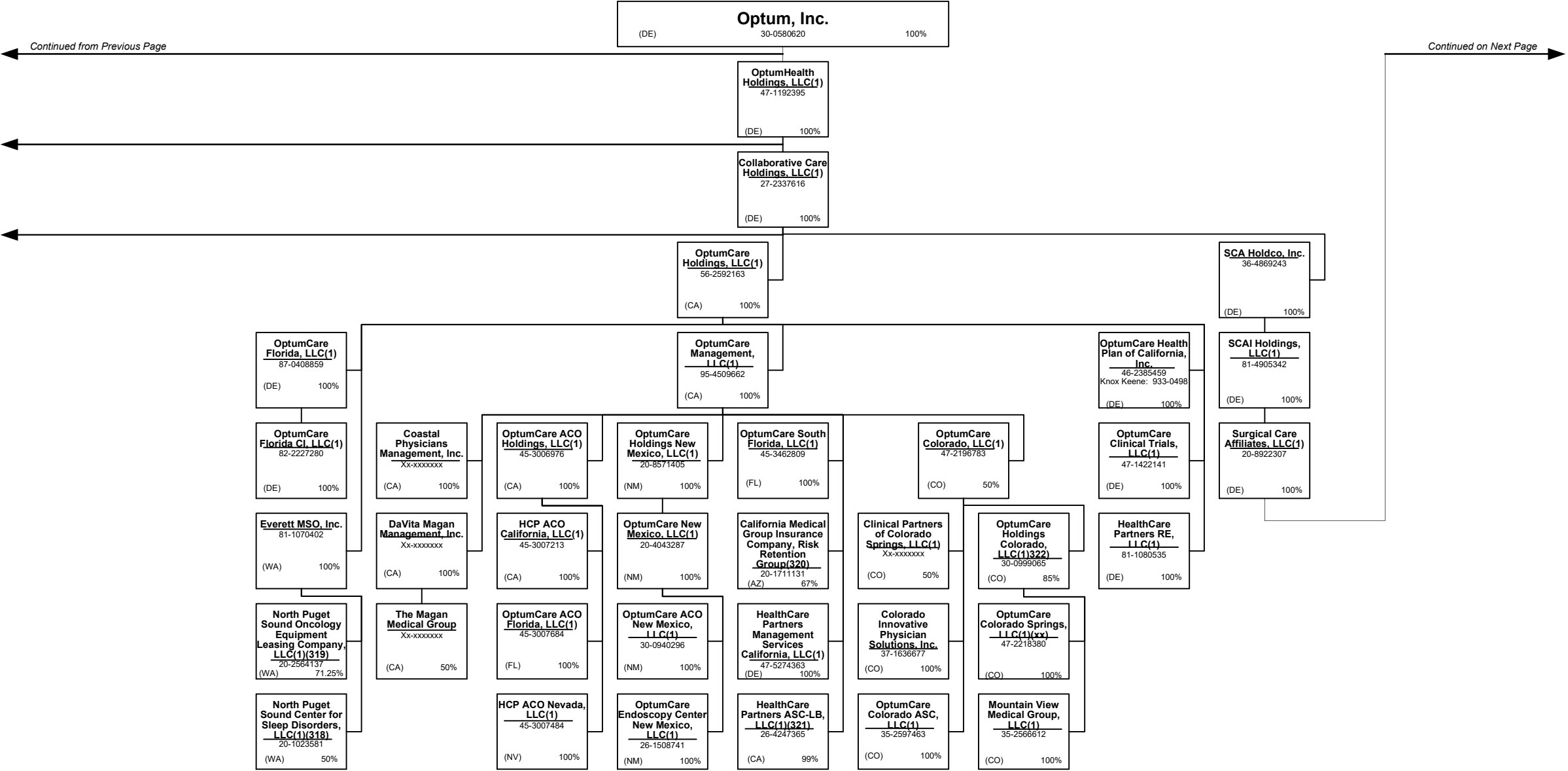


SCHEDULE Y – INFORMATION CONCERNING ACTIVITIES OF INSURER MEMBERS OF A HOLDING COMPANY GROUP  
PART 1 – ORGANIZATIONAL CHART



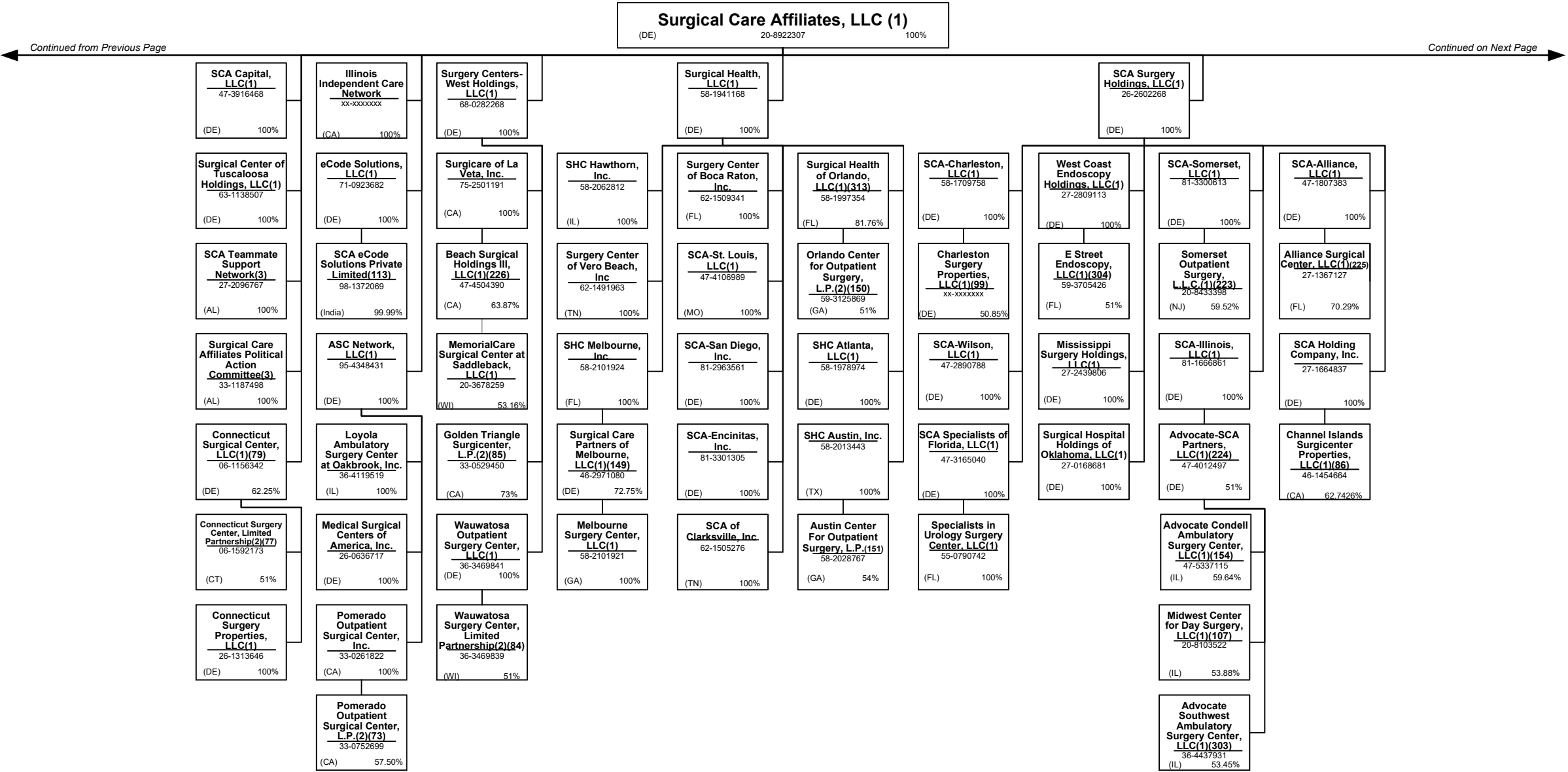


SCHEDULE Y – INFORMATION CONCERNING ACTIVITIES OF INSURER MEMBERS OF A HOLDING COMPANY GROUP  
PART 1 – ORGANIZATIONAL CHART





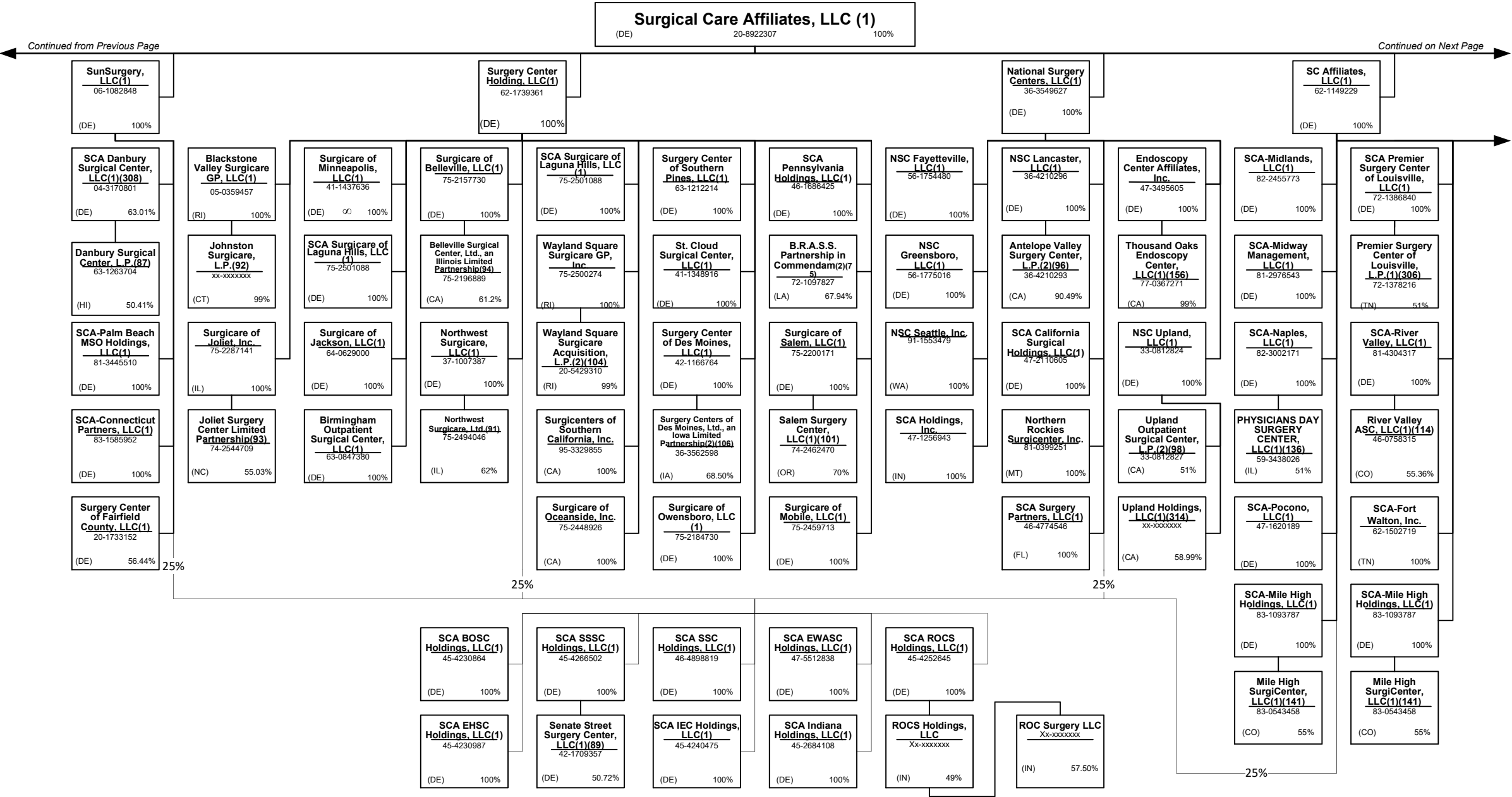
SCHEDULE Y – INFORMATION CONCERNING ACTIVITIES OF INSURER MEMBERS OF A HOLDING COMPANY GROUP  
PART 1 – ORGANIZATIONAL CHART





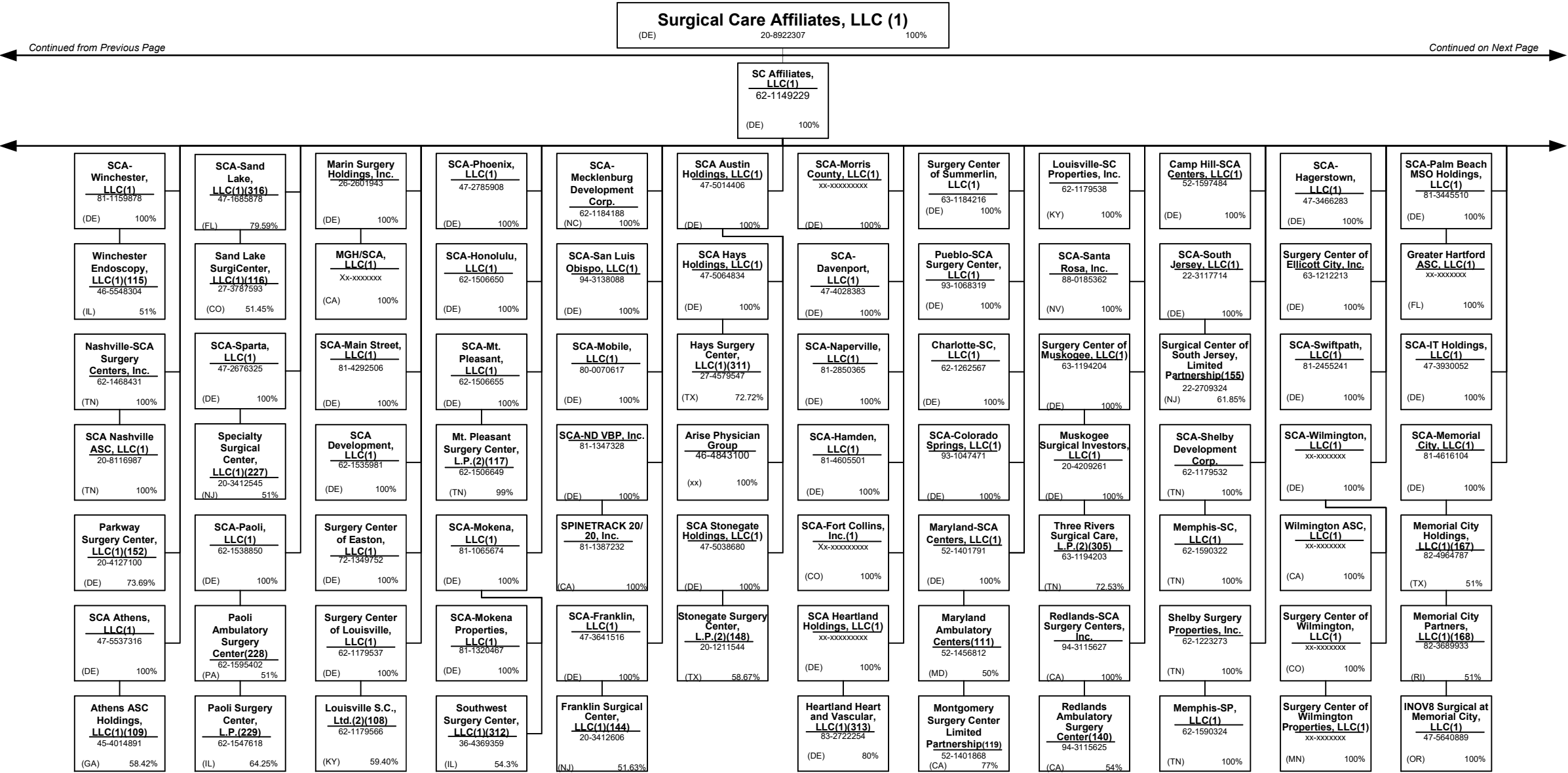
SCHEDULE Y – INFORMATION CONCERNING ACTIVITIES OF INSURER MEMBERS OF A HOLDING COMPANY GROUP

PART 1 – ORGANIZATIONAL CHART






SCHEDULE Y – INFORMATION CONCERNING ACTIVITIES OF INSURER MEMBERS OF A HOLDING COMPANY GROUP  
PART 1 – ORGANIZATIONAL CHART



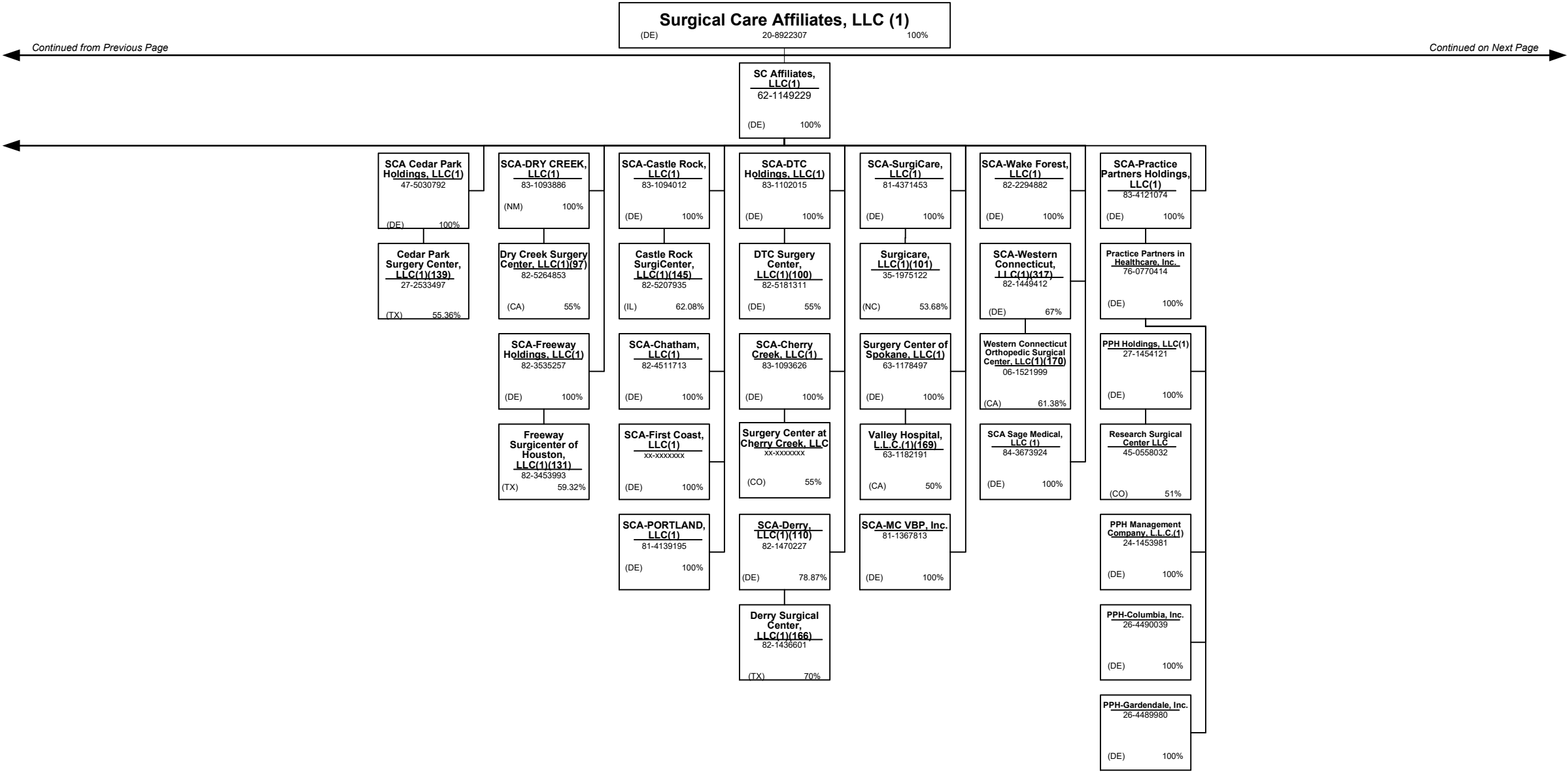


SCHEDULE Y – INFORMATION CONCERNING ACTIVITIES OF INSURER MEMBERS OF A HOLDING COMPANY GROUP  
PART 1 – ORGANIZATIONAL CHART





SCHEDULE Y – INFORMATION CONCERNING ACTIVITIES OF INSURER MEMBERS OF A HOLDING COMPANY GROUP  
PART 1 – ORGANIZATIONAL CHART

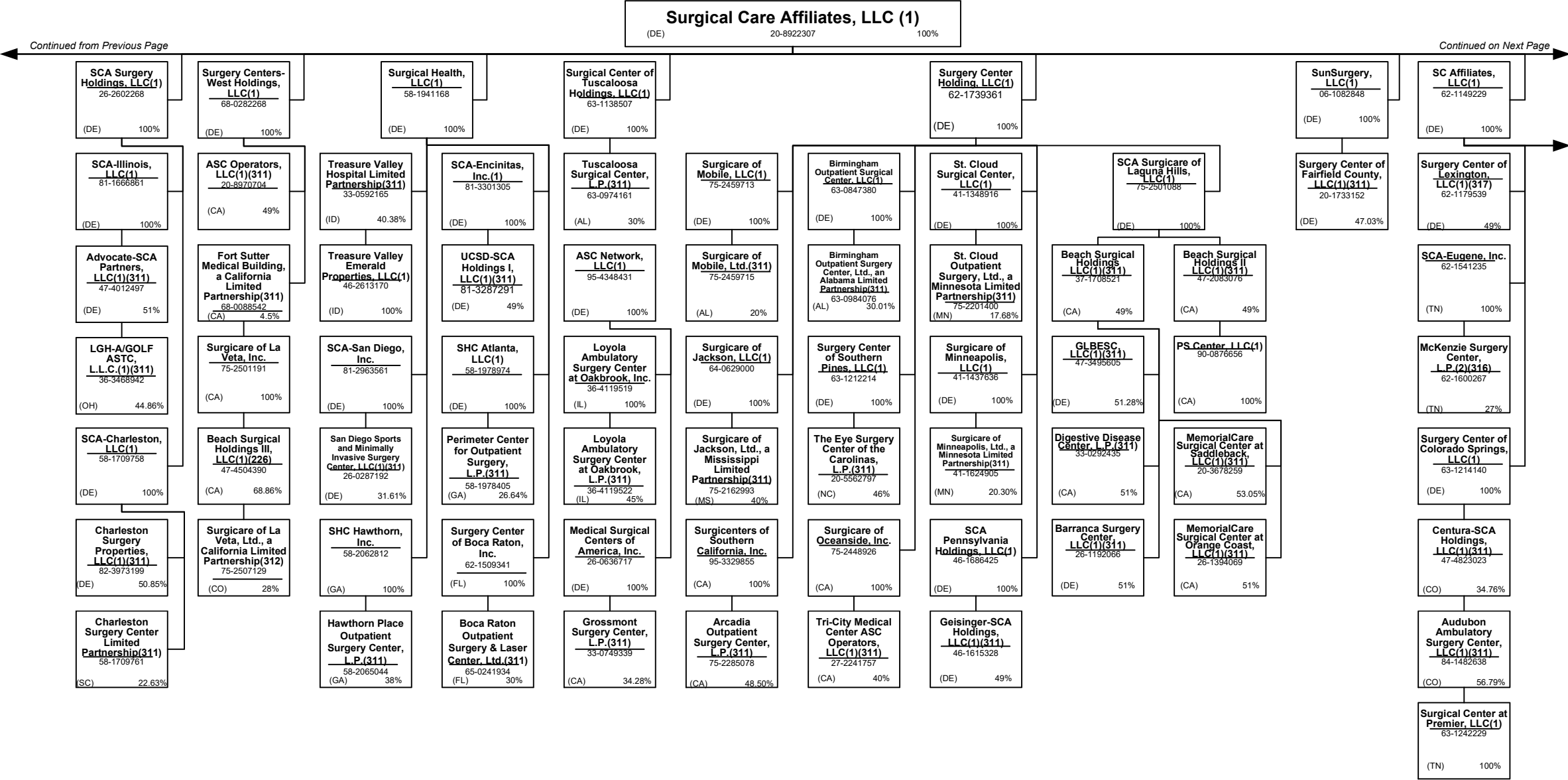




SCHEDULE Y – INFORMATION CONCERNING ACTIVITIES OF INSURER MEMBERS OF A HOLDING COMPANY GROUP

PART 1 – ORGANIZATIONAL CHART

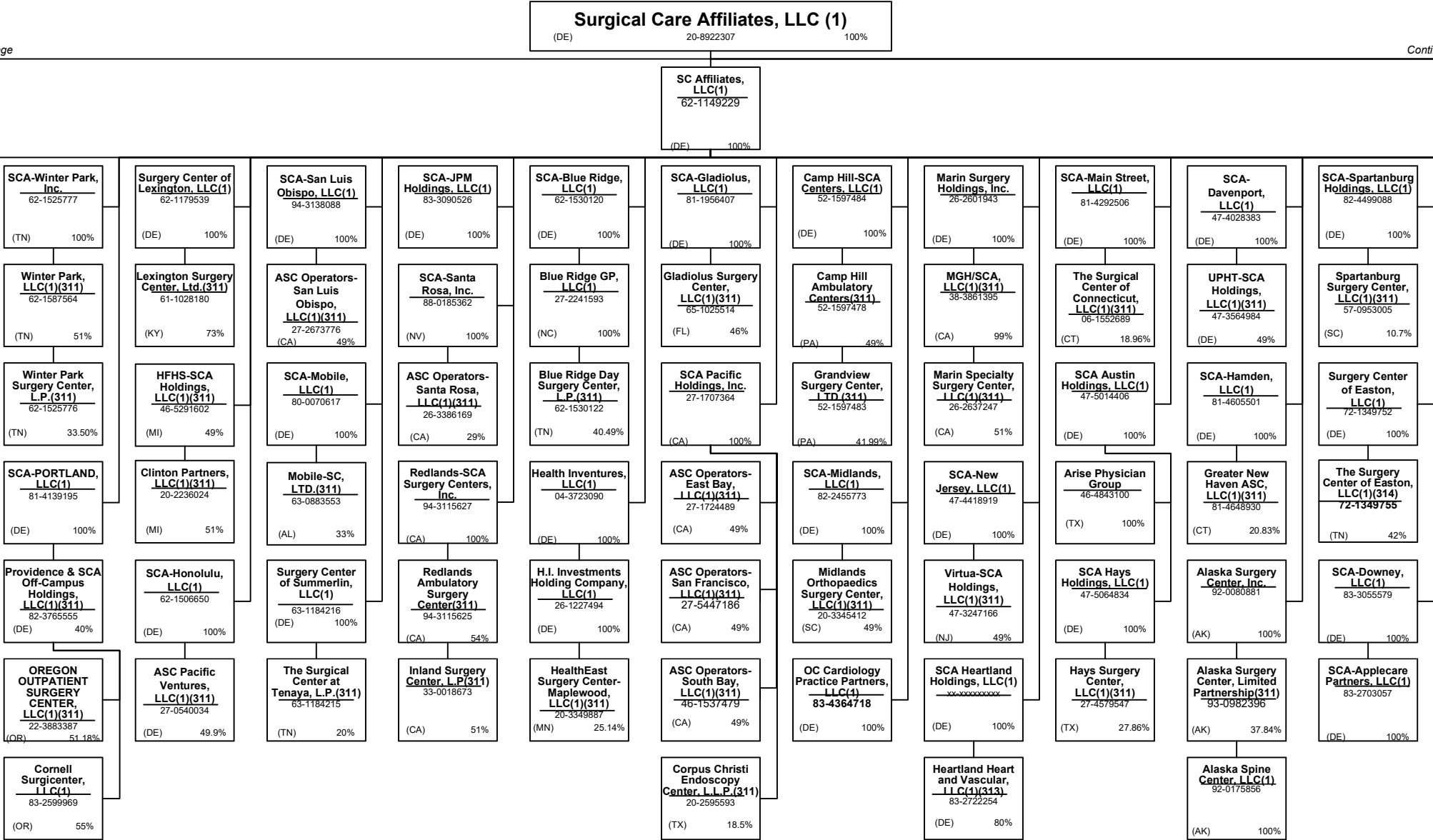
NOTE: All Companies below are minority owned entities of Surgical Care Affiliates, LLC.





SCHEDULE Y – INFORMATION CONCERNING ACTIVITIES OF INSURER MEMBERS OF A HOLDING COMPANY GROUP  
PART 1 – ORGANIZATIONAL CHART

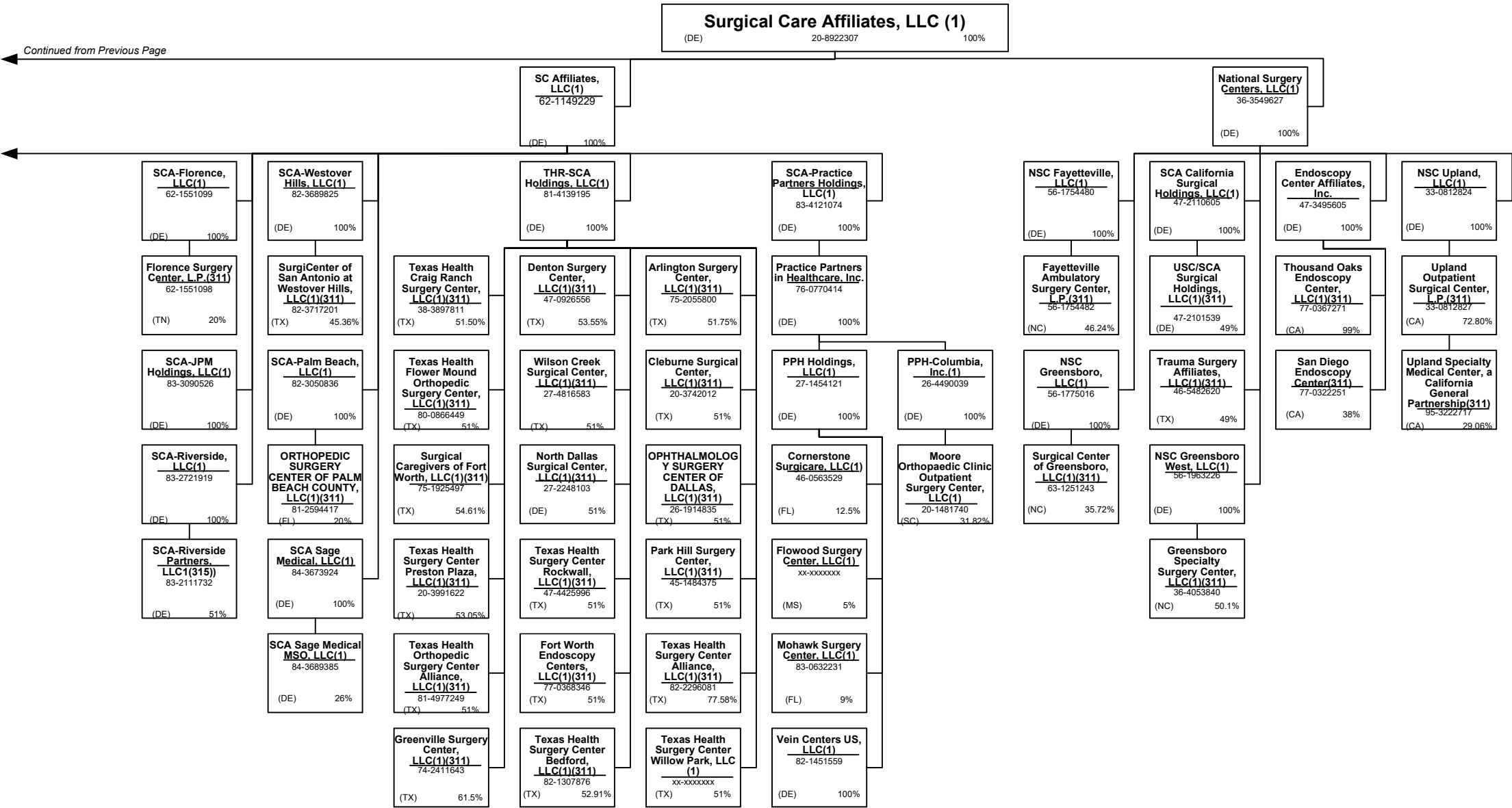
NOTE: All Companies below are minority owned entities of Surgical Care Affiliates, LLC.





SCHEDULE Y – INFORMATION CONCERNING ACTIVITIES OF INSURER MEMBERS OF A HOLDING COMPANY GROUP  
PART 1 – ORGANIZATIONAL CHART

NOTE: All Companies below are minority owned entities of Surgical Care Affiliates, LLC.





**SCHEDULE Y – INFORMATION CONCERNING ACTIVITIES OF INSURER MEMBERS OF A HOLDING COMPANY GROUP****PART 1 – ORGANIZATIONAL CHART****Physician Owned Entities**

<b>Entity Name</b>	<b>Domiciliary Location</b>	<b>ID Number</b>	<b>Entity Name</b>	<b>Domiciliary Location</b>	<b>ID Number</b>	<b>Entity Name</b>	<b>Domiciliary Location</b>	<b>ID Number</b>
4C MHT, LLC	AZ	--	Hospitaist Medicine Physicians of Cortland County, PLLC	NY	--	INSPIRIS of Minnesota Medical Services, P.C.	MN	27-3903401
A.G. Dkengil, Inc.	NJ	22-349300	Hospitaist Medicine Physicians of Cuyahoga County Ltd.	OH	--	INSPIRIS of New York Medical Services, P.C.	NY	13-4168739
A.T. LLC	AZ	--	Hospitaist Medicine Physicians of Davidson County, PLLC	NC	--	INSPIRIS of Pennsylvania Medical Services, P.C.	PA	26-2895670
Allan J. Ebbin, MD., P.C.	NV	86-0499345	Hospitaist Medicine Physicians of Delaware, P.A.	DE	--	INSPIRIS of Tennessee Medical Services, P.C.	TN	27-5248736
AppleCare Hospitalists Medical Group, Inc.	CA	11-1690491	Hospitaist Medicine Physicians of Durham County, PLLC	NC	--	Integrated Physician Technology LLC	CA	--
AppleCare Medical Group St. Francis, Inc.	CA	33-0845269	Hospitaist Medicine Physicians of Forsyth County, PLLC	NC	--	March Vision Care Group, Incorporated	CA	95-4874334
AppleCare Medical Group, Inc.	CA	33-0998174	Hospitaist Medicine Physicians of Fredericksburg LLC	VA	--	Marvin McBride Medical Services, P.C.	MD	27-2830856
ARTA Health Network, P.C.	CA	46-1772418	Hospitaist Medicine Physicians of Front Royal, LLC	VA	--	MAT-RX DEVELOPMENT, LLC	TX	43-1967820
ARTA Western California, Inc.	CA	33-0658915	Hospitaist Medicine Physicians of Harnett County, P.LLC	NC	--	Max-Rx Fort Worth GP, L.L.C.	TX	35-2262695
Aspectus, Inc.	MA	04-3403101	Hospitaist Medicine Physicians of Imperial County, Inc.	CA	--	ME Urgent Care Nebraska, Inc.	NE	81-0938574
Bessler, MD, PLLC	NV	--	Hospitaist Medicine Physicians of Indiana, LLC	IN	--	MedExpress Employed Services, Inc.	DE	81-1265129
Better Health Value Network, LLC	WA	47-4349079	Hospitaist Medicine Physicians of Iowa, PLC	IA	--	MedExpress Primary Care Arizona, P.C.	AZ	81-4550909
California Spring Holdings, PC	CA	81-0881243	Hospitaist Medicine Physicians of Kanawha County, PLLC	WV	--	MedExpress Primary Care Arkansas, P.A.	AR	Applied for
Car, PLLC	TN	--	Hospitaist Medicine Physicians of Kentucky, PLLC	KY	--	MedExpress Primary Care Kansas, P.A.	KS	81-4605885
Centers for Family Medicine, GP	CA	33-0483510	Hospitaist Medicine Physicians of Los Angeles County, Inc.	CA	--	MedExpress Primary Care Maryland, P.C.	MD	82-3384324
Cogen: Healthcare of Pennsylvania, Inc.	PA	--	Hospitaist Medicine Physicians of Louisiana, LLC	LA	--	MedExpress Primary Care Massachusetts, P.C.	MA	82-1056033
Cogen: Healthcare of Texas, P.A.	TX	--	Hospitaist Medicine Physicians of Marathon County, Ltd.	WI	--	MedExpress Primary Care Minnesota P.C.	MN	81-4366738
Critical Care Physicians of Illinois, LLC	IL	--	Hospitaist Medicine Physicians of Michigan, PLLC	MI	--	MedExpress Primary Care Oklahoma, P.C.	OK	83-1077265
Dallas Inpatient Specialist, PLLC	TX	--	Hospitaist Medicine Physicians of Mississippi, LLC	MS	--	MedExpress Primary Care South Carolina, P.C.	SC	83-0764858
David Moen, M.D. P.C.	NY	81-501448	Hospitaist Medicine Physicians of Monterey County, Inc.	CA	--	MedExpress Primary Care Texas, P.A.	TX	84-2580750
David R. Ferrell, M.D., P.C.	NV	45-2380322	Hospitaist Medicine Physicians of Multiple Practice Sites, LLC	DE	--	MedExpress Primary Care Virginia, P.C.	VA	82-3395792
Day-OP Center Of Long Island Inc.	NY	11-2811353	Hospitaist Medicine Physicians of New York, PLLC	NY	--	MedExpress Primary Care West Virginia, Inc.	WV	82-4401181
Empire Physicians' Medical Group, Inc.	CA	33-0181426	Hospitaist Medicine Physicians of Ohio County, PLLC	WV	--	MedExpress Primary Care Wisconsin, S.C.	WI	81-4563448
Everett Physicians, Inc. P.S.	WA	81-1626636	Hospitaist Medicine Physicians of Rapides Parish, L.L.C.	LA	--	MedExpress Urgent Care - New Jersey, P.C.	NJ	45-5388778
First Hill Surgery Center, LLC	WA	47-2066485	Hospitaist Medicine Physicians of Richland County, Ltd.	OH	--	MedExpress Urgent Care - Northern New Jersey PC	NJ	83-2089623
Fountain Hills Family Practice, P.C.	AZ	--	Hospitaist Medicine Physicians of Samaritan, PLLC	NY	--	MedExpress Urgent Care Arizona, P.C.	AZ	81-4030280
Greater Phoenix Collaborative Care, P.C.	AZ	27-2337725	Hospitaist Medicine Physicians of San Bernardino County, Inc.	CA	--	MedExpress Urgent Care Arkansas, P.A.	AR	46-4348120
HealthCare Partners Affiliates Medical Group	CA	95-4526112	Hospitaist Medicine Physicians of San Luis Obispo County, Inc.	CA	--	MedExpress Urgent Care California, P.C.	CA	82-0930112
HealthCare Partners ASC-HB, LLC	CA	26-4247365	Hospitaist Medicine Physicians of Summit County, Ltd.	OH	--	MedExpress Urgent Care Connecticut, P.C.	CT	81-1956822
HealthCare Partners Associates Medical Group, P.C.	CA	45-5273760	Hospitaist Medicine Physicians of Sylvania Ltd.	OH	--	MedExpress Urgent Care Idaho, P.C.	ID	82-1135338
HealthCare Partners Medical Group (Coats), Ltd.	NV	88-0213519	Hospitaist Medicine Physicians of Texas, PLLC	TX	--	MedExpress Urgent Care Illinois, P.C.	IL	47-4308614
HealthCare Partners Medical Group, P.C.	CA	95-4340584	Hospitaist Medicine Physicians of Washington County, LLC	PA	--	MedExpress Urgent Care Iowa, P.C.	IA	81-5333472
Homecare Dimensions of Florida, Inc.	TX	--	Hospitaist Medicine Physicians of West Virginia, PLLC	WV	--	MedExpress Urgent Care Kansas, P.A.	KS	47-1919293
Homecare Dimensions, Inc.	TX	--	Hospitaist Medicine Physicians of Wisconsin Rapids Ltd.	WI	--	MedExpress Urgent Care Minnesota P.C.	MN	81-1125336
Hospitalist Medicine Physicians of Wood County, PLLC	WV	--	Hospitaist Medicine Physicians of Wisconsin, Ltd.	WI	--	MedExpress Urgent Care Missouri P.C.	MO	47-3132625
Hospitalist Medicine of North Carolina, PLLC	NC	--	IN Style OPTICAL, LLC	MA	27-3296953	MedExpress Urgent Care North Carolina, P.C.	NC	81-5138747
Hospitalist Medicine Physician of Broome County, PLLC	NY	--	Independent Physician Management LLC	CA	--	MedExpress Urgent Care Oregon, P.C.	OR	82-1919436
Hospitalist Medicine Physicians of Albany County, PLLC	NY	--	Inland Faculty Medical Group, Inc.	CA	33-0618077	MedExpress Urgent Care Rhode Island, P.C.	RI	81-5362765
Hospitalist Medicine Physicians of Ashland County, Ltd.	OH	--	Inpatient Services PC	CO	--	MedExpress Urgent Care South Carolina, P.C.	SC	81-5380706
Hospitalist Medicine Physicians of Buncombe County, PLLC	NC	--	INSPIRIS Medical Services of New Jersey, P.C.	NJ	45-2533134	MedExpress Urgent Care Texas, P.A.	TX	47-5147411
Hospitalist Medicine Physicians of Calhoun County, PLLC	MI	--	INSPIRIS of Alabama Medical Services, P.C.	AL	27-2295035	MedExpress Urgent Care Washington, P.C.	WA	82-2443118
Hospitalist Medicine Physicians of California, Inc.	CA	--	INSPIRIS of Arizona Medical Services, P.C.	AZ	26-2895318	MedExpress Urgent Care Wisconsin, S.C.	WI	81-4281678
Hospitalist Medicine Physicians of Charleston, PLLC	WV	--	INSPIRIS of Florida Medical Services, P.A.	FL	450820510	MedExpress Urgent Care, no. - West Virginia	WV	26-4546430
Hospitalist Medicine Physicians of Connecticut, LLC	CT	--	INSPIRIS of Michigan Medical Services, P.C.	MI	27-1561674	MedExpress Urgent Care, P.C. - Georgia	GA	47-1804667



**SCHEDULE Y – INFORMATION CONCERNING ACTIVITIES OF INSURER MEMBERS OF A HOLDING COMPANY GROUP****PART 1 – ORGANIZATIONAL CHART****Physician Owned Entities**

<b>Entity Name</b>	<b>Domiciliary Location</b>	<b>ID Number</b>	<b>Entity Name</b>	<b>Domiciliary Location</b>	<b>ID Number</b>	<b>Entity Name</b>	<b>Domiciliary Location</b>	<b>ID Number</b>
MedExpress Urgent Care, F.C. – Indiana	IN	90-0929572	ProHEALTH Accountable Care Medical Group, PLLC	NY	45-4469117	Sound Physicians of Wyoming, LLC	WY	--
MedExpress Urgent Care, F.C. – Maryland	MD	45-3461131	ProHEALTH Ambulatory Surgery Center, Inc.	NY	11-3447394	South Sound Inpatient Physicians, PLLC	MA	--
MedExpress Urgent Care, F.C. – Massachusetts	MA	47-1857938	ProHEALTH Care Associates of New Jersey LLP	NJ	47-5652523	Surgeons of La Veta, Ltd.	CA	75-2507129
MedExpress Urgent Care, F.C. – Michigan	MI	46-4793937	ProHEALTH Medical NY, P.C.	NY	--	Talbert Medical Group, P.C.	CA	93-1172065
MedExpress Urgent Care, F.C. – Oklahoma	OK	47-1824385	ProHealth Physicians, P.C.	CT	08-463068	TeamMD Physicians, P.C.	IA	30-0445773
MedExpress Urgent Care, F.C. – Pennsylvania	PA	26-3750502	ProHEALTH Urgent Care Medicine of New Jersey LLP	NJ	47-5661535	The Everett Clinic, PLLC	VA	91-0214500
MedExpress Urgent Care, F.C. – Tennessee	TN	45-4973138	ProHEALTH Urgent Care Medicine, PLLC	NY	48-883579	The Polyclinic, PLLC	VA	91-0363073
MedExpress Urgent Care, F.C. – Virginia	VA	45-3123110	Prospero Health Partners, P.C.	MN	84-3234753	Urgent Care New York, P.C.	NY	82-2400620
MedExpress Urgent Care, F.S.C. – Kentucky	KY	83-1565124	Prospero Medical Services New Jersey, P.C.	NJ	84-3844362	Urology Specialists Pediatric Division, (McBeath), PLLC	NV	--
MedExpress, Inc. – Delaware	DE	45-5436856	Redlands Family Practice Medical Group, Inc.	CA	56-2627067	USMD Cancer Treatment Centers GP, LLC.	TX	80-0845498
Memorial Healthcare IPA, GP	CA	95-4698463	Reliant Medical The Endoscopy Center, LLC	MA	--	USMD Cancer Treatment Centers, LLC	TX	26-2245431
Metro I Stone Management, Ltd.	TX	59-3392313	Riptide Merger Sub, PC	CA	--	USMD Diagnostic Services, LLC	TX	27-2803133
MH Holdings One, a Medical Corporation	CA	27-4607374	Riverside Community Healthplan Medical Group, Inc.	CA	33-0055097	USMD of Arlington GP, LLC.	TX	73-1662757
MH Merger Sub, a Medical Corporation	CA	27-4607208	Riverside Imaging Center, Inc.	NJ	--	Vein Ablation Specialists and Consultants LLC	AZ	--
MH Physician Three Holdings, a Medical Corporation	CA	27-4691544	Riverside Pediatric Group, P.C.	NJ	22-3821559	Vanderer Merger Sub, A Medical Corporation	CA	--
MHCH, Inc.	CA	80-0507474	Robert A. Bessier, MD, PLLC	NV	--	Waypoint Minnesota PC	MN	46-2854394
MHIPA Physician Two Holdings, a Medical Corporation	CA	27-4691538	Robert B. McBeath, M.D. II, P.C.	NV	88-0857176	Waypoint Minnesota Sports PC	MN	46-3949765
Mobile Medical Services, P.C.	NV	30-0445773	Robert B. McBeath, M.D. III, P.C.	NV	46-2662506	WellMed DFW Medicare ACO, LLC	TX	84-2204650
Mobile-SC, LTD.	AL	63-0893553	Robert B. McBeath, M.D., Professional Corporation	NV	88-0310956	WellMed Florida Medicare ACO, LLC	TX	84-2233329
Monarch Health Plan, Inc.	CA	22-3935634	Robert J. Fauer, MD, P.C.	AZ	--	WellMed Greater Texas Medicare ACO, LLC	TX	34-2178104
Monarch Health Care, A Medical Group, no.	CA	33-0587660	Saddleback Outpatient Surgery Center, LLC	CA	75-2507128	WellMed Medical Group, P.A.	TX	74-2574229
Monarch Hospice, LLC	CA	30-0636451	San Bernardino Medical Group, Inc.	CA	--	WellMed Network of Florida, Inc.	TX	35-2314192
Mosaic Management Services, Inc.	CA	20-5892451	Sanvello Behavioral Health Services of Texas, P.A.	TX	84-3152208	WellMed Networks - DFW, Inc.	TX	41-2250215
NAMMM Medical Group Holdings, Inc.	CA	56-2627070	Sanvello Behavioral Health Services, P.A.	DE	84-754732	WellMed Networks, Inc.	TX	74-2889447
NAMMMGH, Inc.	CA	61-1627269	Sound Inpatient Physicians – Michigan, PLLC	MI	--	WellMed of Las Cruces, Inc.	TX	32-0183013
Niagara Hospitalist, P.C.	NY	--	Sound Inpatient Physicians Medical Group, Inc.	CA	--	WellMed Tampa/Orlando Medicare ACO, LLC	TX	84-2193803
Nifty After Fifty/Monarch, LLC	CA	26-2995765	Sound Inpatient Physicians of Ohio, LLC	OH	--	WellMed Texas Medicare ACO, LLC	TX	84-2219963
Northridge Medical Group, Inc.	CA	95-4748023	Sound Physicians Emergency Medicine of Kentucky, PLLC	KY	--	West Valley Internal Medicine Associates, LLC.	AZ	--
Northwest Medical Group Alliance, LLC	WA	91-1639944	Sound Physicians Emergency Medicine of Michigan, PLLC	MI	--	West Valley Urgent Care, LLC	AZ	--
NPA IPA, Washington, PLLC	WA	61-1855159	Sound Physicians Emergency Medicine of South Carolina, LLC	SC	--	WND Medical, PLLC	TX	45-2158334
Optum Clinic, P.A.	TX	75-2778455	Sound Physicians Emergency Medicine of Texas, PLLC	TX	--	XLHome Michigan, P.C.	MI	46-3537245
Optum Medical Services of California, P.C.	CA	30-0826311	Sound Physicians Emergency Medicine of West Virginia, PLLC	WV	--	XLHome Northeast, P.C.	NJ	45-5530241
Optum Medical Services of Colorado, P.C.	CO	45-5424191	Sound Physicians Intensivists of Washington, PLLC	WA	--	XLHome Oklahoma, Inc.	OK	46-2931689
Optum Medical Services, P.C.	NC	45-3866363	Sound Physicians of Idaho, PLLC	ID	--	XLHome, P.C.	MD	27-3543997
Perham Physical Therapy, LLC	MN	20-5609377	Sound Physicians of Illinois, LLC	IL	--			
Physician Associates of the Greater San Gabriel Valley	CA	--	Sound Physicians of Indiana, LLC	IN	--			
Physician Partners Medical Group, Inc.	CA	30-0516435	Sound Physicians of Iowa, PLLC	IA	--			
PhysiciansCare Network, LLC.	WA	--	Sound Physicians of Kankakee, Illinois, LLC	IL	--			
Polyclinic Holdings, P.C.	WA	83-3042027	Sound Physicians of Massachusetts, Inc.	MA	--			
Polyclinic Management Services Company, LLC	WA	--	Sound Physicians of Nebraska, LLC	NE	--			
Primary Care Associated Medical Group, Inc.	CA	33-0527335	Sound Physicians of New Jersey, LLC	NJ	--			
Prime Community Care, Inc.	CA	30-0516440	Sound Physicians of New York, PLLC	NY	--			
PrimeCare Medical Group of Chino Valley, Inc.	CA	33-0645768	Sound Physicians of North Carolina, PLLC	NC	--			
Professional Coverage Services, PLLC	TN	--	Sound Physicians of South Carolina, LLC	SC	--			



SCHEDULE Y – INFORMATION CONCERNING ACTIVITIES OF INSURER MEMBERS OF A HOLDING COMPANY GROUP

PART 1 – ORGANIZATIONAL CHART

Notes

All legal entities on the Organization Chart are Corporations unless otherwise indicated.

- (1) Entity is a Limited Liability Company
- (2) Entity is a Partnership
- (3) Entity is a Non-Profit Corporation
- (4) Control of the Foundation is based on sole membership, not the ownership of voting securities
- (5) COI Participações S.A. is 89.10289% owned by Esho – Empresa de Serviços Hospitalares S.A. and 10.8971% owned by COIPAR Participações S.A.
- (6) TBD
- (7) UnitedHealthcare India Private Limited is 99.999335% owned by OptumHealthInternational B.V. and 0.000665% owned by UnitedHealth International, Inc. OptumHealth International BV holds 100% of the issued preference shares.
- (8) General partnership interests are held by United HealthCare Services, Inc. (89.77%) and by UnitedHealthcare, Inc. (10.23%). United HealthCare Services, Inc. also holds 100% of the limited partnership interests. When combining general and limited partner interests, United HealthCare Services, Inc. owns 94.18% and UnitedHealthcare, Inc. owns 5.83%.
- (9) Newton Holdings, LLC, is 80.1% owned by Collaborative Care Holdings, LLC and the remaining 19.9% is owned by outside shareholders.
- (10) WellMed Medical Management, Inc. is 85% owned by Collaborative Care Holdings, LLC and 15% owned by WMG Healthcare Partners, L.P.
- (11) Seisa Serviços Integrados de Saúde Ltda is 99.99% owned by Amil Assistência Médica Internacional S.A. and 0.00001% owned by Cemed Care – Empresa de Atendimento Clínico Geral Ltda.
- (12) Optum Health & Technology (India) Private Limited is 99.9995% owned by OptumHealth International B.V. and 0.0005 % owned by United Behavioral Health.
- (13) INSPIRIS of Texas Physician Group is a Texas non-profit (taxable) whose sole member is Inspiris Services Company.
- (14) PrimeCare of Citrus Valley, Inc. is 80% owned by PrimeCare Medical Network, Inc. and 20% owned by Citrus Valley Medical Associates, Inc.
- (15) Optum Clinics Holdings, Inc. is 97.9% owned by Collaborative Care Holdings, LLC and 2.1% is owned by external shareholders.
- (16) Optum Global Solutions (India) Private Limited is 99.999466 % owned by Optum Global Solutions International BV and 0.000534% UnitedHealth International, Inc. as nominee of Optum Global Solutions International BV per India requirement to have two shareholders.
- (17) Amico Saúde Ltda. is 98.927933% owned by Santa Helena Assistência Médica S.A. and 1.072067% owned by Cemed Care – Empresa de Atendimento Clínico Geral Ltda.
- (18) Esho – Empresa de Serviços Hospitalares S.A. is 99.667% owned by Amil Assistência Médica Internacional S.A.and the remaining 0.31798923769% is owned by external shareholders and 0.01462081847% is owned by Treasury Shares.
- (19) Etho – Empresa de Tecnologia Hospitalar Ltda. 82.642% owned by Amil Assistência Médica Internacional S.A.and 17.358% owned by an external shareholder.
- (20) Orthology, Inc. is 98% owned by UnitedHealth Group Ventures, LLC and 2% owned by external shareholders.
- (21) Medalliance Net Ltda. is owned 99.999985% by Optum Health & Technology Serviços do Brasil Ltda. and 0.000015% by UHG Brasil Participações S.A.
- (22) Branch offices in Iraq and Uganda.
- (23) Cemed Care Empresa de Atendimento Clínico Geral Ltda. Is 99.9999996% owned by Amil Assistência Médica Internacional S.A. and 0.000004% owned by Esho – Empresa de Serviços Hospitalares S.A.

- (24) Optum 360, LLC is 69% owned by Optum Rocket, Inc; the remaining 31% is owned by external holders.
- (25) Optum Health & Technology Serviços do Brasil Ltda. is 99.998364% owned by Optum Global Solutions International B.V. and the remaining 0.001636% is owned by OptumInsight, Inc.
- (26) Bosque Medical Center Ltda. is 82.64% owned by Amil Assistência Médica Internacional S.A. and 17.3521% owned by Esho – Empresa de Servicos Hospitalares S.A.
- (27) H&W Indemnity (SPC), Ltd. is an exempted segregated portfolio company organized under the laws of the Cayman Islands and holds a Cayman insurance license.
- (28) Real Appeal, Inc. is 98% owned by Rally Health, and the remaining 2% is owned by external shareholders.
- (29) Optum Global Solutions (Philippines), Inc. is 99.992% owned by Optum Global Solutions International B.V., and the remaining 0.008% is held by individual shareholders who are directors of the company.
- (30) Amil Clinical Research Participações Ltda. is 99.95% owned by Esho – Empresa de Serviços Hospitalares S.A. and 0.05% owned by Cemed Care – Empresa de Atendimento Clínico Geral Ltda.
- (31) Imed Star Serviços de Desempenho Organizacional Ltda. is 99.99998% owned by Optum Health & Technology Serviços do Brasil Ltda and 0.00002% owned by UHG Brasil Participações S.A.
- (32) Hospital de Clínicas de Jacarepaguá Ltda. is 99.999999% owned by Esho – Empresa de Serviços Hospitalares S.A. and 0.000001% is owned by Cemed Care – Empresa de Atendimento Clínico Geral Ltda.
- (33) Hospital Alvorada Taguatinga Ltda. is 83.87% owned by Amil Assistência Médica Internacional S.A.8.62433% by Bosque Medical Center Ltda., and 7.49% is owned by Hospital Samaritano de São Paulo Ltda.
- (34) Registered as foreign shareholder in Brazil.
- (35) FrontierMEDEX Kenya Limited is 99.9% owned by UnitedHealthcare Global Medical (UK) Limited and 0.1% owned by UnitedHealthcare International I B.V.
- (36) UnitedHealthcare Global Canada Limited is registered in Nova Scotia and Newfoundland& Labrador.
- (37) The limited partners of UnitedHealth Group International, L.P. include FMG Holdings, LLC (29.39634%), and UnitedHealth Group Incorporated (70.60366%).
- (38) Polar II Fundo de Investimento em Participações is a Brazilian private equity investment fund incorporated in the form of a closed-end condominium.
- (39) Optum Global Solutions International B.V. is 97.48% owned by Optum Technology, Inc. and 2.52% is owned by OptumHealth International B.V.
- (40) Amil Assistência Médica Internacional S.A. is 91.81% owned by Polar II Fundo de Investimento em Participações and the remaining 8.19% is owned by the former controlling shareholders of Amil Assistência Médica Internacional S.A.
- (41) Lusiadas A.C.E. is 55% owned by Lusiadas, SGPS, S.A., 10% owned by Lusiadas – Parcerias Cascais, S.A., 20% owned by Lusiadas, S.A., 5% owned by Clínica Médico Cirúrgica de Santa Tecla, S.A. and 10% owned by CLISA – Clínica de Santo António, S.A.
- (42) TBD
- (43) Frontier Medex Tanzania Limited is 99% owned by UnitedHealthcare Global Medical (UK) Limited. The remaining 1% is owned by a former officer of Frontier MEDEX Limited and is being transferred to UnitedHealthcare International I BV.
- (44) Optum Solutions do Brasil – Tecnologia e Serviços de Suporte Ltda., is 99.9999%owned byAmil Assistência Médica Internacional S.A.and the remaining 0.0001% (1 quota) is owned by Cemed Care – Empresa de Atendimento Clínico Geral Ltda.

- (45) Multiangio Ltda. is 93% owned by Esho – Empresa de Serviços Hospitalares S.A. and the remaining 7% is owned by external shareholders.
- (46) Polo Holdco, LLC is 80.1% owned by Collaborative Care Holdings, LLC and the remaining 19.9% being owned by an outside third party.
- (47) Excellion Serviços Biomédicos Ltda is 99.999997% owned by Esho – Empresa de Serviços Hospitalares S.A. and 0.000003% is owned by Cemed Care - Empresa de Atendimento Clínico Geral Ltda.
- (48) Hospital Samaritano de São Paulo Ltda. is 99.9999998% owned by Esho – Empresa de Serviços Hospitalares S.A.and the remaining 0.0000002% is owned by Hospital Alvorada Taguatinga Ltda.
- (49) Optum360 Services, Inc.is 69% owned by Optum Rocket, Inc. and the remaining 31% is owned by external investors.
- (50) OptumInsight India Private Limited is 99% owned by ABCO International Holdings, LLC and 1% owned by The Advisory Board Company.
- (51) Branch office located in the United States.
- (52) UnitedHealthcare Insurance Company has a representative office in Beijing, China.
- (53) 4C MSO LLC, is 70% owned by Collaborative Care Holdings, LLC and 30% is owned by 5C Holdings LLC.
- (54) ProHEALTH Fitness of Lake Success, LLC is 82.62% owned by ProHEALTH Medical Management, LLC and 17.38% by an external shareholder.
- (55) Savvysherpa Asia, Inc. is 99% owned by Savvysherpa, LLC and the remaining 1% is owned by a number of individual shareholders.
- (56) Fortify Technologies Asia, LLC is 99% owned by Savvysherpa, LLC and the remaining 1% is owned by a number of individual shareholders.
- (57) Virtual Therapeutics Corporation is 67% owned by Savvysherpa, LLC and the remaining 33.4% is owned by an outside third party.
- (58) BriovaRx Infusion Services 301, LP is 99.95% owned by AxelaCare Holdings, Inc. with the remaining 0.05% interest as a limited partner being held by BriovaRx Infusion Services 305, LLC.
- (59) XLHealth Corporation holds 99.998%, UnitedHealth International, Inc. holds .002%.
- (60) Hospitais Associados de Pernambuco Ltda. is 99.99992% owned by Esho – Empresa de Serviços Hospitalares S.A. and the remaining 0.00008% is owned by Hospital Alvorada Taguatinga Ltda
- (61) Topimagem Diagnóstico por Imagem Ltda.is 99% owned by Esho – Empresa de Serviços Hospitalares S.A., and the remaining 1% interest is owned by external shareholders.
- (62) Dilab – Medicina Nuclear Ltda is 95% owned by Esho – Empresa de Serviços Hospitalares S.A. and the remaining 5% is owned by external shareholders.
- (63) WellMed Networks – DFW, Inc. is 50% owned by WellMed Networks, Inc. and 50% owned by USMD Inc. WellMed Medical Management, Inc. controls 100% of WellMed Networks - DFW.
- (64) Clinica Oftalmologica Danilo de Castro Sociedade Simples is 99.66% owned by Hospital Alvorada de Taguatinga Ltda. and the remaining 0.333333% is owned by Lotten-Eyes Oftalmologia Clínica e Cirurgica Ltda.
- (65) Lotten-Eyes Oftalmologia Clínica e Cirurgica Ltda. is 99.99% owned by Hospital Alvorada de Taguatinga Ltda.and the remaining 0.000012% is owned by Esho – Empresa de Serviços Hospitalares S.A.
- (66) CMO – Centro Médico de Oftalmologia S/S Ltda. is 99% owned by Hospital Alvorada de Taguatinga Ltda. and the remaining 1% is owned by Lotten-Eyes Oftalmologia Clínica e Cirurgica Ltda.
- (67) UHCG-FZE is registered in the Dubai Silicon Oasis free zone.
- (68) Elual Participações S.A. is 60% owned by Amil Assistência Médica Internacional S.A. and 40% by Esho – Empresa de Serviços Hospitalares S.A.



SCHEDULE Y – INFORMATION CONCERNING ACTIVITIES OF INSURER MEMBERS OF A HOLDING COMPANY GROUP  
PART 1 – ORGANIZATIONAL CHART

Notes

All legal entities on the Organization Chart are Corporations unless otherwise indicated.

- (69) Hospital Santa Helena S.A. is 65.21% owned by Elual Participações S.A. and 33.60% owned by Esho – Empresa de Serviços Hospitalares S.A. and 1.19% is owned by external shareholder
- (70) Santa Helena Assistência Médica S.A. is 77.30% owned by Elual Participações S.A. and The remaining 22.29222% is owned by Amil Assistência Médica Internacional S.A. and 0.40649% is owned by external shareholder.
- (71) Registered branches in Australia and the UK.
- (72) Hospital Ana Costa S.A. is 99.52% owned by Plano de Saúde Ana Costa Ltda., 0.375900% is owned by Hospital Alvorada de Taguatinga Ltda. and 0.104634107% is owned by external shareholders.
- (73) The remaining 42.50% is owned by multiple sources.
- (74) The remaining 0.0001% is owned by Amil Assistência Médica Internacional S.A.
- (75) The remaining 32.06% is owned by multiple sources.
- (76) Hospital Alvorada de Taguatinga Ltda. decreased its ownership in Casa de Saúde Santa Therezinha S.A. from 100% to 99.99%. The remaining 0.000001% is owned by Esho – Empresa de Serviços Hospitalares S.A.
- (77) The remaining 49% is owned by multiple sources.
- (78) The remaining 0.0005% is owned by Hospital Alvorada Taguatinga Ltda.
- (79) The remaining 37.75% is owned by multiple sources.
- (80) Registered in the Dubai Healthcare City free zone.
- (81) Hospital Alvorada Taguatinga Ltda. owns 99.99944% of Eye Clinic Oftalmologia Clínico Cirúrgica e Diagnóstico Ltda. and the remaining 0.00056% is owned by Lotten-Eyes Oftalmologia Clínica e Cirurgica Ltda.
- (82) Plano de Saúde Ana Costa Ltda. is 74.85961% owned by Amil Assistência Médica. Internacional S.A. and the remaining 25.14039% is owned by Santos Administração e Participações S.A.
- (83) OptumInsight, Inc. is registered as foreign shareholders in Brazil.
- (84) The remaining 49% is owned by multiple sources.
- (85) The remaining 27% is owned by multiple sources.
- (86) The remaining 37.26% is owned by multiple sources.
- (87) The remaining 49.59% is owned by multiple sources.
- (88) COI Clínicas Oncológicas Integradas S.A. owns 99.999997% of Instituto do Radium de Campinas Ltda. And the remaining 0.000003%) is owned by Esho – Empresa de Serviços Hospitalares S.A.
- (89) The remaining 49.28% is owned by multiple sources..
- (90) The remaining 23.55% is owned by multiple sources.
- (91) The remaining 38% is owned by multiple sources.
- (92) The remaining 1% is owned by multiple sources.
- (93) The remaining 44.97% is owned by multiple sources.
- (94) The remaining 38.80% is owned by multiple sources.
- (95) TBD
- (96) The remaining 9.51% is owned by multiple sources.
- (97) The remaining 45% is owned by multiple sources.
- (98) The remaining 49% is owned by multiple sources.
- (99) The remaining 49.15% is owned by multiple sources.
- (100) The remaining 45% is owned by multiple sources.
- (101) The remaining 30% is owned by multiple sources.
- (102) UnitedHealthcare International X S.á.r.l. holds 100% of the common shares, 403,948,524 common shares.  
UnitedHealthcare International III S.á.r.l. holds 100% of the preferred shares, 513,899,520 preferred shares.
- (103) The remaining 0.01% is held by UnitedHealth International, Inc.

- (104) The remaining 1% is owned by multiple sources.
- (105) The remaining 49.82% is owned by multiple sources.
- (106) The remaining 32.05% is owned by multiple sources.
- (107) The remaining 46.12% is owned by multiple sources.
- (108) The remaining 40.60% is owned by multiple sources.
- (109) The remaining 41.58% is owned by multiple sources.
- (110) The remaining 21.13% is owned by multiple sources.
- (111) The remaining 50% is owned by multiple sources.
- (112) The remaining 19.9% is owned by Nineteen.Nine Holdings, LLC.
- (113) The remaining 0.01% is owned by an individual shareholder.
- (114) The remaining 44.64% is owned by multiple sources.
- (115) The remaining 49% is owned by multiple sources.
- (116) The remaining 48.55% is owned by multiple sources.
- (117) The remaining 1% is owned by multiple sources.
- (118) The remaining 46.15% is owned by multiple sources.
- (119) The remaining 23% is owned by multiple sources.
- (120) The remaining 3% is owned by multiple sources.
- (121) TBD
- (122) The remaining 43% is owned by multiple sources.
- (123) TBD
- (124) The remaining 47.81% is owned by multiple sources.
- (125) The remaining 39.5% is owned by multiple sources.
- (126) The remaining 41% is owned by multiple sources.
- (127) The co-founders of Pacifica Labs, Inc. own the remaining 14.21%.
- (128) The remaining 50% is owned by multiple sources.
- (129) The remaining 41% is owned by multiple sources.
- (130) The remaining 50% is owned by multiple sources.
- (131) The remaining 40.68% is owned by multiple sources.
- (132) The remaining 51.50% is owned by multiple sources.
- (133) The remaining 49.9% is owned by multiple sources.
- (134) The remaining 13% is owned by multiple sources.
- (135) The remaining 34.87% is owned by multiple sources.
- (136) The remaining 46.48% is owned by multiple sources.
- (137) The remaining 41.20% is owned by multiple sources.
- (138) The remaining 35% is owned by multiple sources.
- (139) The remaining 48.06% is owned by multiple sources.
- (140) The remaining 46% is owned by multiple sources.
- (141) The remaining 45% is owned by multiple sources.
- (142) The remaining 43.31% is owned by multiple sources.
- (143) The remaining 49.02% is owned by multiple sources.
- (144) The remaining 47.36% is owned by multiple sources.
- (145) The remaining 37.92% is owned by multiple sources.
- (146) The remaining 27.47% is owned by multiple sources.
- (147) The remaining 45.46% is owned by multiple sources.
- (148) The remaining 41.33% is owned by multiple sources.
- (149) The remaining 27.25% is owned by multiple sources.
- (150) The remaining 49% is owned by multiple sources.
- (151) The remaining 45% is owned by multiple sources.
- (152) The remaining 26.31% is owned by multiple sources.
- (153) The remaining 26.96% is owned by multiple sources.
- (154) The remaining 40.35% is owned by multiple sources
- (155) The remaining 38.14% is owned by multiple sources.
- (156) The remaining 1% is owned by another source.
- (157) The remaining 20% is owned by an individual manager of the entity.

- (158-165) TBD
- (166) The remaining 30% is owned by multiple sources.
- (167) The remaining 49% is owned by multiple sources.
- (168) The remaining 49% is owned by multiple sources.
- (169) The remaining 50% is owned by multiple sources.
- (170) The remaining 38.62% is owned by multiple sources.
- (171) The remaining 45.21% is owned by multiple sources.
- (172) The remaining 49% is owned by multiple sources.
- (173-218) TBD
- (219) The remaining 49% is owned by multiple sources.
- (220) The remaining 50% is owned by multiple sources.
- (221) Hygeia Corporation, a Delaware corporation, acquired a 1.28978% ownership interest in FMG Holdings LLC, a Delaware limited liability company.
- (223) The remaining 40.48% is owned by multiple sources.
- (224) The remaining 49% is owned by multiple sources.
- (225) The remaining 48.7% is owned by multiple sources.
- (226) The remaining 36.13% is owned by multiple sources.
- (227) The remaining 49% is owned by multiple sources.
- (228) The remaining 49% is owned by multiple sources.
- (229) The remaining 35.75% is owned by multiple sources.
- (230) The remaining 74% is owned by multiple sources.
- (231) The remaining 49% is owned by multiple sources.
- (232) The remaining 46.55 is owned by multiple sources.
- (233) The remaining 49% is owned by multiple sources.
- (234) The remaining 26% is owned by multiple sources.
- (235) The remaining 29.29% is owned by multiple sources
- (236) The remaining 1.77% is owned by external shareholders.
- (237) The remaining 0.1% is owned by Inversiones Clínicas Santa María S.A.
- (238) Minority ownership is held by thid party shareholders. Corporate name is Inmobiliaria Santa María S.A.
- (239) The remaining 0.0001% is owned by Clínica Dávila y Servicios Médicos S.A.
- (240) Constructora Inmobiliaria Megapoq S.A owns 1 share.
- (241) The remaining 0.0001% is owned by Saden S.A.
- (242) Minority ownership is held by several third party shareholders.
- (243) In accordance to a capital increase executed on 2018, Clínica Santa María S.A. owns 99.9% of the shares. Minority ownership is held by Sociedad de Inversiones Santa María S.A.
- (244) The remaining 0.2569% is owned by Clínica Dávila y Servicios Médicos S.A.
- (245) The remaining 0.8238% is owned by Clínica Santa María S.A.
- (246) The remaining 0.009% is owned by Clínica Santa María S.A.
- (247) The remaining 0.10% is owned by Clínica Santa María S.A.
- (248) The remaining 50% is owned by Clínica Santa María S.A.
- (249) The remaining 1% is owned by Servicios Integrados de Salud Ltda.
- (250) The remaining 1% is owned by Servicios Integrados de Salud Ltda.
- (251) The remaining 0.1% is owned by Inmobiliaria Apoquindo 3600 Ltda.
- (252) The remaining 0.02% is owned by Saden S.A.
- (253) The remaining 0.0001% is owned by Saden S.A.
- (254) The remaining 0.159% is owned by Saden S.A.
- (255) The remaining 0.01% is owned by Saden S.A.
- (256) The remaining 0.01% is owned by Clínica Dávila y Servicios Médicos S.A.
- (257) The remaining 25.75% is owned by several third party shareholders.
- (258) The remaining 6.55% is owned by third party shareholders.
- (259) The remaining 0.1% is owned by Servicios Amed Quilpué S.A.



SCHEDULE Y – INFORMATION CONCERNING ACTIVITIES OF INSURER MEMBERS OF A HOLDING COMPANY GROUP  
PART 1 – ORGANIZATIONAL CHART

Notes

All legal entities on the Organization Chart are Corporations unless otherwise indicated.

- (260) The remaining 0.1% is owned by Laboratorios Médicos Amed Quilpué S.A.
- (261) The remaining 50% is owned by Gorki Osorio Vargas (25%) and Danilo Valderrama Torrealba (25%).
- (262) The remaining 0.1% is owned by Simón Sacks Link.
- (263) The remaining 15.5% is owned by third party shareholders.
- (264) The remaining 6,66% is owned by Centromed Quilpué S.A.
- (265) The remaining 0.000065% is owned by Clínica Dávila y Servicios Médicos S.A.
- (266) The remaining 0.0001% is owned by Banmédica S.A.
- (267) The remaining 1% is owned by Saden S.A.
- (268) The remaining 0.0001% is owned by Banmédica S.A.
- (269) The remaining 1% is owned by Saden S.A.
- (270) The remaining 0.0001% is owned by Banmédica S.A.
- (271) The remaining 1% is owned by Saden S.A.
- (272) Inmobiliaria Megapoq S.A owns 1 share (0.0000%)
- (273) The remaining 7.62% is owned by Banmédica Colombia S.A. (7.619%), Juan Guillermo Ruiz (0.000142%) and Servicios Legales Corporativos Ltda. (0.000142%).
- (274) No information of the minority shareholder(s) has been provided.
- (275) No information of the minority shareholder(s) has been provided.
- (276) No information of the minority shareholder(s) has been provided.
- (277) No information of the minority shareholder(s) has been provided.
- (278) The other shareholder, with the other 50% is El Pacífico-Peruano Suiza Compañía de Seguros y Reaseguros S.A., part of the Credicorp Group
- (279) No information of the minority shareholder(s) has been provided.
- (280) No information of the minority shareholder(s) has been provided.
- (281) No information of the minority shareholder(s) has been provided.
- (282) No information of the minority shareholder(s) has been provided.
- (283) No information of the minority shareholder(s) has been provided.
- (284) No information of the minority shareholder(s) has been provided.
- (285) No information of the minority shareholder(s) has been provided.
- (286) The remaining 0.0001% is owned by Clínica Dávila y Servicios Médicos S.A.
- (287) The remaining 0.00004% is owned by Saden S.A.
- (288) The remaining 0.00004% is owned by Saden S.A.
- (289) The remaining 0.0017% is owned by Saden S.A.
- (290) The remaining 0.0001% is owned by Saden S.A.
- (291) The remaining 0.08% is owned by Clínica Dávila y Servicios Médicos S.A.
- (292) The remaining 50% is owned by CDC Holdings Colombia S.A.S.
- (293) No information of the other shareholder(s) has been provided.
- (294) The remaining 0.3% is owned by Inmobiliaria Apoquindo 3001 S.A.

- (294) Inmobiliaria Megapoq S.A owns 1 share (0.0000%)
- (295) The remaining 0.0001% is owned by Saden S.A.
- (296) The remaining 0.0008% is owned by Vida Tres Internacional S.A.
- (297) The remaining 0.01% is owned by Saden S.A.
- (298) The remaining 50% is owned by CDC Holdings Colombia S.A.S.
- (299) No information of the other shareholder(s) has been provided
- (300) No information of the other shareholder(s) has been provided
- (301) Banmédica S.A. owns 9.67% and Promotora del Country S.A. (Colombia) owns 0.23%. This Patrimony has two business units (Conuntry and Hill).
- (302) The remaining 50% is owned by CDC Holdings Colombia S.A.S.
- (303) The remaining 46.55% is owned by multiple sources.
- (304) The remaining 49% is owned by multiple sources
- (305) The remaining 27.47% is owned by multiple sources
- (306) The remaining 49% is owned by multiple sources
- (307) The remaining 50% is owned by multiple sources.
- (308) The remaining 36.99% is owned by multiple sources.
- (309) The remaining 44.64% is owned by multiple sources.
- (310) The remaining 19.9% is owned by an external third party.
- (311) The remaining 42% is owned by OptumRx Health Solutions, LLC.
- (312) The remaining 45.7% is owned by multiple sources.
- (313) The remaining 18.24 is owned by multiple sources.
- (314) The remaining 41.01 is owned by multiple sources.
- (315) This entity has numerous direct and indirect subsidiaries domiciled in several different states. Certain of these entities were divested and certain others had (or have planned) name changes, internal reorganizations and/or changes in legal entity formation. Given the complicated and developing nature of this situation, additional details will be forthcoming.
- (316) The remaining 20.41% is owned by multiple sources.
- (317) The remaining 33% is owned by multiple sources.
- (318) The remaining 50% is owned by an outside third party.
- (319) The remaining 28.75% is owned by an outside third party.
- (320) The remaining 33% is owned by an outside third party.
- (321) The remaining 1% is owned by an outside third party.
- (322) The remaining 15% is owned by an outside third party.
- (323) UnitedHealth Group International Holdings I Inc. has the following ownership: UHG – 70.60366 ordinary shares AND 100 shares of Series A Preferred Stock; FMG Holdings, LLC – 29.39634 ordinary shares



SCHEDULE Y  
PART 1A - DETAIL OF INSURANCE HOLDING COMPANY SYSTEM

1	2	3	4	5	6	7	8	9	10	11	12	13	14	15	16
Group Code	Group Name	NAIC Company Code	ID Number	Federal RSSD	CIK	Name of Securities Exchange if Publicly Traded (U.S. or International)	Names of Parent, Subsidiaries Or Affiliates	Domi-ciliary Loca-tion	Relation-ship to Reporting Entity	Directly Controlled by (Name of Entity/Person)	Type of Control (Ownership, Board, Management, Attorney-in-Fact, Influence, Other)	If Control is Owner-ship Provide Percen-tage	Ultimate Controlling Entity(ies)/Person(s)	Is an SCA Filing Re-quired? (Y/N)	*
		.00000	98-1308130				1070715 B.C. Unlimited Liability Company	.CAN	NIA	OptumRx Group Holdings, Inc.	Ownership	100.000	UnitedHealth Group Incorporated		
		.00000	20-2904092				1st Avenue Pharmacy, Inc.	.WA	NIA	Genoa Healthcare LLC	Ownership	100.000	UnitedHealth Group Incorporated		
		.00000	27-2624551				310 Canyon Medical, LLC	.CA	NIA	Monarch Management Services, Inc.	Ownership	100.000	UnitedHealth Group Incorporated		
		.00000	45-2402948				4C Medical Group, PLC	.AZ	NIA	Physician(s) owned	Influence	0.000	UnitedHealth Group Incorporated		4
		.00000	84-1900997				4C MSO LLC	.DE	NIA	Collaborative Care Holdings, LLC	Ownership	70.000	UnitedHealth Group Incorporated		2
		.00000	35-2607738				5995 Minnetonka, LLC	.DE	NIA	UnitedHealthcare Insurance Company	Ownership	100.000	UnitedHealth Group Incorporated		
		.00000	27-0515438				ABCO International Holdings, LLC	.DE	NIA	The Advisory Board Company	Ownership	100.000	UnitedHealth Group Incorporated		
		.00000	74-2819189				Access Administrators, Inc.	.TX	NIA	Access HealthSource, Inc.	Ownership	100.000	UnitedHealth Group Incorporated		
		.00000	74-2943370				Access HealthSource Administrators, Inc.	.TX	NIA	Access HealthSource, Inc.	Ownership	100.000	UnitedHealth Group Incorporated		
		.00000	74-2843073				Access HealthSource, Inc.	.TX	NIA	HealthScope Benefits, Inc.	Ownership	100.000	UnitedHealth Group Incorporated		
		.00000	41-1913523				ACN Group IPA of New York, Inc.	.NY	NIA	OptumHealth Care Solutions, LLC	Ownership	100.000	UnitedHealth Group Incorporated		
		.00000	27-0015861				ACN Group of California, Inc.	.CA	IA	OptumHealth Care Solutions, LLC	Ownership	100.000	UnitedHealth Group Incorporated		
		.00000	98-1446128				Administradora Clínica La Colina S.A.S.	.COL	NIA	Banmédica Internacional SpA	Ownership	50.000	UnitedHealth Group Incorporated		
		.00000	98-1446128				Administradora Clínica La Colina S.A.S.	.COL	NIA	CDC Holdings Colombia S.A.S.	Ownership	50.000	UnitedHealth Group Incorporated		
		.00000	98-1446125				Administradora Country S.A.	.COL	NIA	Banmédica Internacional SpA	Ownership	50.000	UnitedHealth Group Incorporated		
		.00000	98-1446125				Administradora Country S.A.	.COL	NIA	CDC Holdings Colombia S.A.S.	Ownership	50.000	UnitedHealth Group Incorporated		
		.00000	98-1451601				Administradora Médica Centromed S.A.	.CHL	NIA	Vidaintegra S.A.	Ownership	74.250	UnitedHealth Group Incorporated		2
		.00000	20-2598653				Advanced Pharma, Inc.	.TX	NIA	Apothecary Holdings, Inc.	Ownership	100.000	UnitedHealth Group Incorporated		
		.00000	26-4093335				Advanced Surgical Hospital, LLC	.PA	NIA	SCA Southwestern PA, LLC	Ownership	53.450	UnitedHealth Group Incorporated		2
		.00000	74-2642393				Advantage Care Network, Inc.	.DE	NIA	Access HealthSource, Inc.	Ownership	100.000	UnitedHealth Group Incorporated		
							Advocate Condell Ambulatory Surgery Center, LLC	.IL	NIA	Advocate-SCA Partners, LLC	Ownership	59.645	UnitedHealth Group Incorporated		2
		.00000	47-5337115				Advocate Sherman Ambulatory Surgery Center, LLC	.IL	NIA	Advocate-SCA Partners, LLC	Ownership	100.000	UnitedHealth Group Incorporated		
							Advocate Southwest Ambulatory Surgery Center, LLC	.IL	NIA	Advocate-SCA Partners, LLC	Ownership	53.450	UnitedHealth Group Incorporated		2
		.00000	36-4437931				Advocate-SCA Partners, LLC	.DE	NIA	SCA-Illinois, LLC	Ownership	51.000	UnitedHealth Group Incorporated		2
										Anil Assistência Médica Internacional S.A.					
		.00000	45-4171713				Aeromil Táxi Aéreo Ltda.	.BRA	NIA	American Health Network of Indiana, LLC	Influence	20.000	UnitedHealth Group Incorporated		5
		.00000	35-2109566				AHN Accountable Care Organization, LLC	.IN	NIA	American Health Network of Indiana, LLC	Ownership	100.000	UnitedHealth Group Incorporated		
		.00000	35-2582899				AHN Central Services, LLC	.IN	NIA	AHN Target Holdings, LLC	Ownership	100.000	UnitedHealth Group Incorporated		
							AHN Target Holdings, LLC	.DE	NIA	Collaborative Care Holdings, LLC	Ownership	80.100	UnitedHealth Group Incorporated		2
										Alaska Surgery Center, Limited Partnership					
		.00000	92-0175856				Alaska Spine Center, LLC	.AK	NIA	Alaska Surgery Center, Limited Partnership	Influence	100.000	UnitedHealth Group Incorporated		5
		.00000	92-0080881				Alaska Surgery Center, Inc.	.AK	NIA	SCA Affiliates, LLC	Ownership	100.000	UnitedHealth Group Incorporated		
		.00000	93-0982396				Alaska Surgery Center, Limited Partnership	.AK	NIA	SCA Alaska Surgery Center, Inc.	Ownership	40.462	UnitedHealth Group Incorporated		
		.00000	98-1447435				Aliansalud Entidad Promotora de Salud S.A.	.COL	IA	Banmédica S.A.	Ownership	76.290	UnitedHealth Group Incorporated		
		.00000	98-1447435				Aliansalud Entidad Promotora de Salud S.A.	.COL	IA	Constructora e Inmobiliaria Magapoq S.A.	Ownership	23.710	UnitedHealth Group Incorporated		
.0707	UnitedHealth Group Incorporated	.82406	35-1665915				All Savers Insurance Company	.IN	IA	Golden Rule Financial Corporation	Ownership	100.000	UnitedHealth Group Incorporated		
							All Savers Life Insurance Company of California	.CA	IA	Golden Rule Financial Corporation	Ownership	100.000	UnitedHealth Group Incorporated		
.0707	UnitedHealth Group Incorporated	.73130	35-1744596				Alliance Surgical Center, LLC	.FL	NIA	SCA-Alliance, LLC	Ownership	51.290	UnitedHealth Group Incorporated		2
		.00000	27-1367127				Aloha Surgical Center, LLC	.TN	NIA	Surgery Center of Maui, LLC	Ownership	74.000	UnitedHealth Group Incorporated		2
		.00000	63-1231942				Ambient Healthcare, Inc.	.FL	NIA	Ambient Holdings, Inc.	Ownership	100.000	UnitedHealth Group Incorporated		
		.00000	65-1095227				Ambient Holdings, Inc.	.DE	NIA	BriovaRx Infusion Services, Inc.	Ownership	100.000	UnitedHealth Group Incorporated		
		.00000	45-2161438				American Health Network of Indiana Care Organization, LLC	.IN	NIA	AHN Target Holdings, LLC	Ownership	100.000	UnitedHealth Group Incorporated		
		.00000	45-4770582				American Health Network of Indiana II, LLC	.IN	NIA	AHN Target Holdings, LLC	Ownership	100.000	UnitedHealth Group Incorporated		
.0707	UnitedHealth Group Incorporated	.52623	35-2108729				American Health Network of Indiana, LLC	.IN	IA	AHN Target Holdings, LLC	Ownership	100.000	UnitedHealth Group Incorporated		
							American Health Network of Ohio Care Organization, LLC	.OH	NIA	AHN Target Holdings, LLC	Ownership	100.000	UnitedHealth Group Incorporated		
		.00000	45-4132160				American Health Network of Ohio II, LLC	.OH	NIA	AHN Target Holdings, LLC	Ownership	100.000	UnitedHealth Group Incorporated		
		.00000	31-1424956				American Health Network of Ohio, LLC	.OH	NIA	AHN Target Holdings, LLC	Ownership	100.000	UnitedHealth Group Incorporated		
		.00000	31-1424957				American Health Network of Ohio, LLC	.OH	NIA	AHN Target Holdings, LLC	Ownership	100.000	UnitedHealth Group Incorporated		
		.00000	54-1743136				AmeriChoice Corporation	.DE	NIA	UnitedHealth Group Incorporated	Ownership	100.000	UnitedHealth Group Incorporated		



SCHEDULE Y  
PART 1A - DETAIL OF INSURANCE HOLDING COMPANY SYSTEM

1	2	3	4	5	6	7	8	9	10	11	12	13	14	15	16
Group Code	Group Name	NAIC Company Code	ID Number	Federal RSSD	CIK	Name of Securities Exchange if Publicly Traded (U.S. or International)	Names of Parent, Subsidiaries Or Affiliates	Domi-ciliary Location	Relation-ship to Reporting Entity	Directly Controlled by (Name of Entity/Person)	Type of Control (Ownership, Board, Management, Attorney-in-Fact, Influence, Other)	If Control is Owner-ship Provide Percen-tage	Ultimate Controlling Entity(ies)/Person(s)	Is an SCA Filing Re-quired? (Y/N)	*
0707	UnitedHealth Group Incorporated	00000	54-1743141				AmeriChoice Health Services, Inc.	DE	NIA	AmeriChoice Corporation	Ownership	100.000	UnitedHealth Group Incorporated		
		95497	22-3368602				AmeriChoice of New Jersey, Inc.	NJ	IA	AmeriChoice Corporation	Ownership	100.000	UnitedHealth Group Incorporated		
		00000	98-1108620				Amico Saúde Ltda.	BRA	NIA	Santa Helena Assistência Médica S.A.	Ownership	99.030	UnitedHealth Group Incorporated		2
		00000	98-1108620				Amico Saúde Ltda.	BRA	NIA	Cemed Care – Empresa de Atendimento Clínico Geral Ltda.	Ownership	0.960	UnitedHealth Group Incorporated		2
		00000					Amil Assistência Médica Internacional S.A.	BRA	IA	Polar II Fundo de Investimento em Participações Multiestratégia	Ownership	91.810	UnitedHealth Group Incorporated		2
		00000	98-1138212				AMIL International	LUX	NIA	Amil Assistência Médica Internacional S.A.	Ownership	100.000	UnitedHealth Group Incorporated		
		00000	98-1454564				Análisis Clínicos ML S.A.C.	PER	NIA	Pacifico S.A. Entidad Prestadora de Salud	Ownership	99.990	UnitedHealth Group Incorporated		1
		00000					Angiografia e Hemodinâmica Madre Theodora Ltda.	BRA	NIA	Esho – Empresa de Serviços Hospitalares S.A.	Influence	50.000	UnitedHealth Group Incorporated		5
		00000	82-5124069				Anne Arundel-SCA Holdings, LLC	MD	NIA	SCA-Anne Arundel, LLC	Influence	33.400	UnitedHealth Group Incorporated		5
		00000	82-4763728				Anne Arundel-SCA Surgicenter, LLC	MD	NIA	Anne Arundel-SCA Holdings, LLC	Influence	66.760	UnitedHealth Group Incorporated		5
		00000	36-4210293				Antelope Valley Surgery Center, L.P.	CA	NIA	NSC Lancaster, LLC	Ownership	90.490	UnitedHealth Group Incorporated		2
		00000	26-3913051				Apothecary Holdings, Inc.	DE	NIA	OptumRx Holdings, LLC	Ownership	100.000	UnitedHealth Group Incorporated		
		00000	86-0960334				Apothecary Shop of Phoenix, Inc.	AZ	NIA	Apothecary Holdings, Inc.	Ownership	100.000	UnitedHealth Group Incorporated		
		00000	14-1890491				AppleCare Hospitalists Medical Group, Inc.	CA	NIA	Physician(s) owned	Influence	0.000	UnitedHealth Group Incorporated		4
		00000	45-2852872				AppleCare Medical ACO, LLC	CA	NIA	AppleCare Medical Group, Inc.	Influence	100.000	UnitedHealth Group Incorporated		5
		00000	33-0845269				AppleCare Medical Group St. Francis, Inc.	CA	NIA	Physician(s) owned	Influence	0.000	UnitedHealth Group Incorporated		4
		00000	33-0898174				AppleCare Medical Group, Inc.	CA	NIA	Physician(s) owned	Influence	0.000	UnitedHealth Group Incorporated		4
		00000	27-2068687				AppleCare Medical Management, LLC	DE	NIA	Collaborative Care Holdings, LLC	Ownership	100.000	UnitedHealth Group Incorporated		
		00000					APS – Assistência Personalizada à Saúde Ltda.	BRA	IA	Santa Helena Assistência Médica S.A.	Ownership	99.990	UnitedHealth Group Incorporated		
		00000					APS – Assistência Personalizada à Saúde Ltda.	BRA	IA	Amil Assistência Médica Internacional S.A.	Ownership	0.010	UnitedHealth Group Incorporated		
		00000	98-1399975				Aquitania Chilean Holding SpA	CHL	NIA	Bordeaux UK Holdings II Limited	Ownership	100.000	UnitedHealth Group Incorporated		
		00000	75-2285078				Arcadia Outpatient Surgery Center, L.P.	CA	NIA	Surgicenters of Southern California, Inc.	Influence	37.000	UnitedHealth Group Incorporated		5
		00000	46-4843100				Arise Physician Group	TX	NIA	SCA Austin Holdings, LLC	Ownership	100.000	UnitedHealth Group Incorporated		
		00000	86-0813232				Arizona Physicians IPA, Inc.	AZ	IA	UnitedHealthcare, Inc.	Ownership	100.000	UnitedHealth Group Incorporated		
		00000	75-2055800				Arlington Surgery Center, LLC	TX	NIA	THR-SCA Holdings, LLC	Ownership	0.000	UnitedHealth Group Incorporated		
		00000	46-1772418				ARTA Health Network, P.C.	CA	NIA	Physician(s) owned	Influence	0.000	UnitedHealth Group Incorporated		4
		00000	33-0658815				ARTA Western California, Inc.	CA	NIA	Physician(s) owned	Influence	0.000	UnitedHealth Group Incorporated		4
		00000	46-3907136				ASC Holdings of New Jersey, LLC	NJ	NIA	SC Affiliates, LLC	Ownership	100.000	UnitedHealth Group Incorporated		
		00000	95-4348431				ASC Network, LLC	DE	NIA	Surgical Care Affiliates, LLC	Ownership	100.000	UnitedHealth Group Incorporated		
		00000	20-8970704				ASC Operators, LLC	CA	NIA	Surgery Centers-West Holdings, LLC	Influence	49.000	UnitedHealth Group Incorporated		5
		00000	90-0369702				ASI Global, LLC	TX	NIA	FrontierMEDEX, Inc.	Ownership	100.000	UnitedHealth Group Incorporated		
		00000	44-3403101				Aspectus, Inc.	MA	NIA	Physician(s) owned	Influence	0.000	UnitedHealth Group Incorporated		4
		00000	26-3878957				AssuranceRx, LLC	AL	NIA	Optum Pharmacy 705, LLC	Ownership	100.000	UnitedHealth Group Incorporated		
		00000	45-4014891				Athens ASC Holdings, LLC	GA	NIA	SCA Athens, LLC	Ownership	58.420	UnitedHealth Group Incorporated		2
		00000	47-0990056				Audax Health Solutions, LLC	DE	NIA	Rally Health, Inc.	Ownership	100.000	UnitedHealth Group Incorporated		
		00000	58-2028767				Austin Center for Outpatient Surgery, L.P.	GA	NIA	SHC Austin, Inc.	Ownership	54.000	UnitedHealth Group Incorporated		2
		00000	27-2869469				Avella of Austin, Inc.	AZ	NIA	Apothecary Holdings, Inc.	Ownership	100.000	UnitedHealth Group Incorporated		
		00000	14-1971726				Avella of Columbus, Inc.	AZ	NIA	Apothecary Holdings, Inc.	Ownership	100.000	UnitedHealth Group Incorporated		
		00000	13-4318552				Avella of Deer Valley, Inc.	AZ	NIA	Apothecary Holdings, Inc.	Ownership	100.000	UnitedHealth Group Incorporated		
		00000	45-5239373				Avella of Denver, Inc.	AZ	NIA	Apothecary Holdings, Inc.	Ownership	100.000	UnitedHealth Group Incorporated		
		00000	86-1044713				Avella of Gilbert, Inc.	AZ	NIA	Apothecary Holdings, Inc.	Ownership	100.000	UnitedHealth Group Incorporated		
		00000	26-4241458				Avella of Las Vegas II, Inc.	AZ	NIA	Apothecary Holdings, Inc.	Ownership	100.000	UnitedHealth Group Incorporated		
		00000	46-0609947				Avella of Orlando, Inc.	AZ	NIA	Apothecary Holdings, Inc.	Ownership	100.000	UnitedHealth Group Incorporated		
		00000	26-0583808				Avella of Phoenix III, Inc.	AZ	NIA	Apothecary Holdings, Inc.	Ownership	100.000	UnitedHealth Group Incorporated		
		00000	27-0121303				Avella of Sacramento, Inc.	CA	NIA	Apothecary Holdings, Inc.	Ownership	100.000	UnitedHealth Group Incorporated		
		00000	86-0819588				Avella of Scottsdale, Inc.	AZ	NIA	Apothecary Holdings, Inc.	Ownership	100.000	UnitedHealth Group Incorporated		
		00000	27-1688911				Avella of St. Louis, Inc.	AZ	NIA	Apothecary Holdings, Inc.	Ownership	100.000	UnitedHealth Group Incorporated		
		00000	36-4435924				Avella of Tampa, LLC	FL	NIA	Apothecary Holdings, Inc.	Ownership	100.000	UnitedHealth Group Incorporated		



SCHEDULE Y  
PART 1A - DETAIL OF INSURANCE HOLDING COMPANY SYSTEM

1	2	3	4	5	6	7	8	9	10	11	12	13	14	15	16
Group Code	Group Name	NAIC Company Code	ID Number	Federal RSSD	CIK	Name of Securities Exchange if Publicly Traded (U.S. or International)	Names of Parent, Subsidiaries Or Affiliates	Domi-ciliary Location	Relation-ship to Reporting Entity	Directly Controlled by (Name of Entity/Person)	Type of Control (Ownership, Board, Management, Attorney-in-Fact, Influence, Other)	If Control is Ownership Provide Percentage	Ultimate Controlling Entity(ies)/Person(s)	Is an SCA Filing Re-quired? (Y/N)	*
		.00000	20-3253658				Avella of Tucson II, Inc.	AZ	NIA	Apothecary Holdings, Inc.	Ownership	100.000	UnitedHealth Group Incorporated		
		.00000	86-1044712				Avella of Tucson, Inc.	AZ	NIA	Apothecary Holdings, Inc.	Ownership	100.000	UnitedHealth Group Incorporated		
		.00000	35-2563332				Avella Patient Access Program, Inc.	AZ	NIA	Apothecary Holdings, Inc.	Ownership	100.000	UnitedHealth Group Incorporated		
		.00000	20-4057813				Aveta Inc.	DE	NIA	Collaborative Care Holdings, LLC	Ownership	100.000	UnitedHealth Group Incorporated		
		.00000	30-0842394				AxelaCare Intermediate Holdings, LLC	DE	NIA	OptumRx, Inc.	Ownership	100.000	UnitedHealth Group Incorporated		
		.00000	61-1708598				AxelaCare, LLC	DE	NIA	AxelaCare Intermediate Holdings, LLC	Ownership	100.000	UnitedHealth Group Incorporated		
		.00000	72-1097827				B.R.A.S.S. Partnership in Commendam	LA	NIA	Surgery Center Holding, LLC	Ownership	67.940	UnitedHealth Group Incorporated		2
		.00000	98-1462787				Banmédica Colombia SpA	COL	NIA	Banmédica Internacional SpA	Ownership	100.000	UnitedHealth Group Incorporated		
		.00000	98-1444151				Banmédica Internacional SpA	CHL	NIA	Banmédica S.A.	Ownership	99.000	UnitedHealth Group Incorporated		
		.00000	98-1444151				Banmédica Internacional SpA	CHL	NIA	Saden S.A.	Ownership	1.000	UnitedHealth Group Incorporated		
		.00000	98-1444127				Banmédica S.A.	CHL	NIA	Bordeaux Holding SpA	Ownership	98.229	UnitedHealth Group Incorporated		2
		.00000	47-2083076				Beach Surgical Holdings II LLC	CA	NIA	SCA Surgicare of Laguna Hills, LLC	Influence	49.000	UnitedHealth Group Incorporated		5
		.00000	47-4504390				Beach Surgical Holdings III, LLC	CA	NIA	Surgicare of La Veta, Inc.	Ownership	63.870	UnitedHealth Group Incorporated		2
		.00000	88-0267857				Behavioral Healthcare Options, Inc.	NV	NIA	Sierra Health Services, Inc.	Ownership	100.000	UnitedHealth Group Incorporated		
		.00000	75-2196889				Belleville Surgical Center, Ltd., an Illinois Limited Partnership	IL	NIA	Surgicare of Belleville, LLC	Ownership	61.200	UnitedHealth Group Incorporated		2
		.00000	42-1485537				Benefit Administration for the Self Employed, L.L.C.	IA	NIA	HealthMarkets, LLC	Ownership	80.000	UnitedHealth Group Incorporated		2
		.00000	46-1134506				Benefitter Insurance Solutions, Inc.	DE	NIA	HealthMarkets Insurance Agency, Inc.	Ownership	100.000	UnitedHealth Group Incorporated		
		.00000	20-8671994				Bergan Mercy Surgery Center, LLC	NE	NIA	H.I. Investments Holding Company, LLC	Influence	4.800	UnitedHealth Group Incorporated		5
		.00000	47-4349079				Better Health Value Network, LLC	IA	NIA	Physician(s) owned	Influence	0.000	UnitedHealth Group Incorporated		4
		.00000	22-3858211				Bexar Imaging Center, LLC	TX	NIA	WellMed Networks, Inc.	Influence	100.000	UnitedHealth Group Incorporated		5
		.00000	63-0984076				Birmingham Outpatient Surgery Center, Ltd.	AL	NIA	Birmingham Outpatient Surgical Center, LLC	Ownership	100.000	UnitedHealth Group Incorporated		
		.00000	63-0984076				Birmingham Outpatient Surgery Center, Ltd., an Alabama Limited Partnership	AL	NIA	Birmingham Outpatient Surgical Center, LLC	Influence	30.220	UnitedHealth Group Incorporated		5
		.00000	63-0847380				Birmingham Outpatient Surgical Center, LLC	DE	NIA	Surgery Center Holding, LLC	Ownership	100.000	UnitedHealth Group Incorporated		
		.00000	05-0359457				Blackstone Valley Surgicare GP, LLC	DE	NIA	Surgery Center Holding, LLC	Ownership	100.000	UnitedHealth Group Incorporated		
		.00000	62-1530122				Blue Ridge Day Surgery Center, L.P.	TN	NIA	Blue Ridge GP, LLC	Influence	38.210	UnitedHealth Group Incorporated		5
		.00000	27-2241593				Blue Ridge GP, LLC	NC	NIA	SCA-Blue Ridge, LLC	Ownership	100.000	UnitedHealth Group Incorporated		
		.00000	37-1945431				Blue Ridge Properties, LLC	DE	NIA	Blue Ridge GP, LLC	Ownership	38.208	UnitedHealth Group Incorporated		
		.00000	65-0241934				Boca Raton Outpatient Surgery & Laser Center, Ltd.	FL	NIA	Surgery Center of Boca Raton, Inc.	Influence	30.000	UnitedHealth Group Incorporated		5
		.00000	98-1396690				Bordeaux (Barbados) Holdings I, SRL	BRB	NIA	FrontierMEDEX US, Inc.	Ownership	100.000	UnitedHealth Group Incorporated		
		.00000	98-1396559				Bordeaux (Barbados) Holdings II, SRL	BRB	NIA	Bordeaux (Barbados) Holdings I, SRL	Ownership	100.000	UnitedHealth Group Incorporated		
		.00000	98-1403634				Bordeaux (Barbados) Holdings III, SRL	BRB	NIA	Bordeaux (Barbados) Holdings II, SRL	Ownership	100.000	UnitedHealth Group Incorporated		
		.00000	98-1398490				Bordeaux Holding SpA	CHL	NIA	Aquitania Chilean Holding SpA	Ownership	100.000	UnitedHealth Group Incorporated		
		.00000	82-3147824				Bordeaux International Holdings, Inc.	DE	NIA	UnitedHealth Group Incorporated	Ownership	100.000	UnitedHealth Group Incorporated		
		.00000	98-1390574				Bordeaux UK Holdings I Limited	GBR	NIA	Bordeaux International Holdings, Inc.	Ownership	100.000	UnitedHealth Group Incorporated		
		.00000	98-1391914				Bordeaux UK Holdings II Limited	GBR	NIA	Bordeaux UK Holdings I Limited	Ownership	100.000	UnitedHealth Group Incorporated		
		.00000	98-1389224				Bordeaux UK Holdings III Limited	GBR	NIA	Bordeaux UK Holdings II Limited	Ownership	100.000	UnitedHealth Group Incorporated		
		.00000	98-1112673				Bosque Medical Center Ltda.	BRA	NIA	Anil Assistência Médica Internacional S.A.	Ownership	82.880	UnitedHealth Group Incorporated		2
		.00000	98-1112673				Bosque Medical Center Ltda.	BRA	NIA	Esho – Empresa de Serviços Hospitalares S.A.	Ownership	17.110	UnitedHealth Group Incorporated		2
		.00000	20-2387834				Brandon Ambulatory Surgery Center, LC	FL	NIA	SCA-Brandon, LLC	Ownership	54.540	UnitedHealth Group Incorporated		2
		.00000	90-0884047				BriovaRx Infusion Services 102, LLC	DE	NIA	BriovaRx Infusion Services, Inc.	Ownership	100.000	UnitedHealth Group Incorporated		
		.00000	57-0861358				BriovaRx Infusion Services 200, Inc.	SC	NIA	Ambient Healthcare, Inc.	Ownership	100.000	UnitedHealth Group Incorporated		
		.00000	55-0802774				BriovaRx Infusion Services 204, Inc.	FL	NIA	Ambient Healthcare, Inc.	Ownership	100.000	UnitedHealth Group Incorporated		
		.00000	55-0802779				BriovaRx Infusion Services 209, Inc.	GA	NIA	Ambient Healthcare, Inc.	Ownership	100.000	UnitedHealth Group Incorporated		
		.00000	26-2565032				BriovaRx Infusion Services 305, LLC	DE	NIA	BriovaRx Infusion Services, Inc.	Ownership	100.000	UnitedHealth Group Incorporated		
		.00000	26-4312858				BriovaRx Infusion Services 402, LLC	CA	NIA	SOP Specialty Infusion, LLC	Ownership	100.000	UnitedHealth Group Incorporated		
		.00000	27-3918706				BriovaRx Infusion Services, Inc.	DE	NIA	AxelaCare, LLC	Ownership	100.000	UnitedHealth Group Incorporated		
		.00000	20-4515146				BriovaRx of California, Inc.	CA	NIA	Salveo Specialty Pharmacy, Inc.	Ownership	100.000	UnitedHealth Group Incorporated		



SCHEDULE Y  
PART 1A - DETAIL OF INSURANCE HOLDING COMPANY SYSTEM

1	2	3	4	5	6	7	8	9	10	11	12	13	14	15	16
Group Code	Group Name	NAIC Company Code	ID Number	Federal RSSD	CIK	Name of Securities Exchange if Publicly Traded (U.S. or International)	Names of Parent, Subsidiaries Or Affiliates	Domi-ciliary Location	Relation-ship to Reporting Entity	Directly Controlled by (Name of Entity/Person)	Type of Control (Ownership, Board, Management, Attorney-in-Fact, Influence, Other)	If Control is Owner-ship Provide Percen-tage	Ultimate Controlling Entity(ies)/Person(s)	Is an SCA Filing Re-quired? (Y/N)	*
		.00000	11-3647935				BrivoaRx of Florida, Inc.	.DE	NIA	OptumRx PBM of Illinois, Inc.	Ownership	100.000	UnitedHealth Group Incorporated		
		.00000	27-1930321				BrivoaRx of Georgia, LLC	.AL	NIA	Optum Pharmacy 705, LLC	Ownership	100.000	UnitedHealth Group Incorporated		
		.00000	46-2790537				BrivoaRx of Louisiana, L.L.C.	.LA	NIA	Optum Pharmacy 705, LLC	Ownership	100.000	UnitedHealth Group Incorporated		
		.00000	01-0516051				BrivoaRx of Maine, Inc.	.ME	NIA	OptumRx PBM of Illinois, Inc.	Ownership	100.000	UnitedHealth Group Incorporated		
		.00000	27-3331130				BrivoaRx of Massachusetts, LLC	.MA	NIA	OptumRx PBM of Illinois, Inc.	Ownership	100.000	UnitedHealth Group Incorporated		
		.00000	74-3103518				BrivoaRx of New York, Inc.	.NY	NIA	Salveo Specialty Pharmacy, Inc.	Ownership	100.000	UnitedHealth Group Incorporated		
		.00000	20-2719823				BrivoaRx of Texas, Inc.	.TX	NIA	BrivoaRx of Florida, Inc.	Ownership	100.000	UnitedHealth Group Incorporated		
		.00000	82-4030553				BrivoaRx Specialty, LLC	.DE	NIA	OptumRx Administrative Services, LLC	Ownership	100.000	UnitedHealth Group Incorporated		
		.00000	47-4278378				Cabin Enterprises, LLC	.DE	NIA	Cabin Holdings, LLC	Ownership	100.000	UnitedHealth Group Incorporated		
		.00000	47-4264867				Cabin Holdings, LLC	.DE	NIA	United HealthCare Services, Inc.	Ownership	100.000	UnitedHealth Group Incorporated		
							California Medical Group Insurance Company, Risk Retention Group	.AZ	NIA	OptumCare Management, LLC	Ownership	67.000	UnitedHealth Group Incorporated		2
		.00000	20-1711131				California MedTrans Network IPA LLC	.CA	NIA	California MedTrans Network MSO LLC	Ownership	100.000	UnitedHealth Group Incorporated		
		.00000	61-1732160				California MedTrans Network MSO LLC	.CA	NIA	National MedTrans, LLC	Ownership	100.000	UnitedHealth Group Incorporated		
		.00000	36-4780748				California Spring Holdings, PC	.CA	NIA	Physician(s) owned	Influence	0.000	UnitedHealth Group Incorporated		4
		.00000	81-0881243				Camp Hill Ambulatory Centers	.PA	NIA	Camp Hill-SCA Centers, LLC	Influence	49.000	UnitedHealth Group Incorporated		5
		.00000	52-1597478				Camp Hill-SCA Centers, LLC	.DE	NIA	SC Affiliates, LLC	Ownership	100.000	UnitedHealth Group Incorporated		
		.00000	52-1597484				Capital City Medical Group, L.L.C.	.LA	NIA	UnitedHealthcare, Inc.	Ownership	100.000	UnitedHealth Group Incorporated		
		.00000	27-3955254				Cardio Management, Inc.	.DE	NIA	OrthoNet Holdings, Inc.	Ownership	100.000	UnitedHealth Group Incorporated		
		.00000	46-1981651				Care Improvement Plus Group Management, LLC	.MD	NIA	XLHealth Corporation	Ownership	100.000	UnitedHealth Group Incorporated		
.0707	UnitedHealth Group Incorporated	.12558	45-4976934				Care Improvement Plus of Texas Insurance Company	.TX	IA	XLHealth Corporation	Ownership	100.000	UnitedHealth Group Incorporated		
.0707	UnitedHealth Group Incorporated	.12567	20-3888112				Care Improvement Plus South Central Insurance Company	.AR	IA	XLHealth Corporation	Ownership	100.000	UnitedHealth Group Incorporated		
.0707	UnitedHealth Group Incorporated	.14041	27-5038136				Care Improvement Plus Wisconsin Insurance Company	.WI	IA	XLHealth Corporation	Ownership	100.000	UnitedHealth Group Incorporated		
		.00000	98-1328471				Casa de Saúde Santa Therezinha Ltda.	.BRA	NIA	Hospital Alvorada de Taguatinga Ltda.	Ownership	99.990	UnitedHealth Group Incorporated		2
		.00000	98-1328471				Casa de Saúde Santa Therezinha Ltda.	.BRA	NIA	S.A. Esho – Empresa de Serviços Hospitalares	Ownership	0.000	UnitedHealth Group Incorporated		2
		.00000	82-5207935				Castle Rock SurgiCenter, LLC	.CO	NIA	SCA-Castle Rock, LLC	Ownership	62.080	UnitedHealth Group Incorporated		2
		.00000	20-5807941				Catalyst360, LLC	.DE	NIA	Optum Services, Inc.	Ownership	100.000	UnitedHealth Group Incorporated		
		.00000					Catamaran Finance (Ireland) Unlimited Company	.IRL	NIA	Catamaran S.á.r.l.	Ownership	100.000	UnitedHealth Group Incorporated		
							UnitedHealthcare International II S.á.r.l.								
		.00000	98-1069737				Catamaran S.á.r.l.	.LUX	NIA		Ownership	100.000	UnitedHealth Group Incorporated		
		.00000	82-1715584				CCEC Anesthesia Management, LLC	.TX	NIA	Corpus Christi Endoscopy Center, L.L.P.	Ownership	100.000	UnitedHealth Group Incorporated		
		.00000					CDC Holdings Colombia S.A.S.	.COL	NIA	Bordeaux UK Holdings II Limited	Ownership	100.000	UnitedHealth Group Incorporated		
		.00000	27-2533497				Cedar Park Surgery Center, LLC	.TX	NIA	SCA Cedar Park Holdings, LLC	Ownership	53.520	UnitedHealth Group Incorporated		2
							Cemed Care – Empresa de Atendimento Clínico Geral Ltda.	.BRA	NIA	Anil Assistência Médica Internacional S.A.	Ownership	99.990	UnitedHealth Group Incorporated		2
		.00000	98-1111491				Cemed Care – Empresa de Atendimento Clínico Geral Ltda.	.BRA	NIA	Esho – Empresa de Serviços Hospitalares S.A.	Ownership	0.000	UnitedHealth Group Incorporated		2
		.00000	98-1111491				Centers for Family Medicine, GP	.CA	NIA	Physician(s) owned	Influence	0.000	UnitedHealth Group Incorporated		4
		.00000	33-0483510				Central de Compras SpA	.CHL	NIA	Inversiones Clínicas Santa María S.A.	Ownership	100.000	UnitedHealth Group Incorporated		
		.00000	98-1448150				Central Indiana Care Organization, LLC	.IN	NIA	AHN Target Holdings, LLC	Ownership	100.000	UnitedHealth Group Incorporated		
		.00000	45-4131797				Central Ohio Care Organization, LLC	.OH	NIA	AHN Target Holdings, LLC	Ownership	100.000	UnitedHealth Group Incorporated		
		.00000	45-5600514				CentrifyHealth, LLC	.DE	NIA	UnitedHealth Group Incorporated	Ownership	100.000	UnitedHealth Group Incorporated		
		.00000	30-1080342				CentrifyHealth Corporation	.CAN	NIA	CentrifyHealth, LLC	Ownership	100.000	UnitedHealth Group Incorporated		
		.00000	98-1390073				CentrifyHealth UK Limited	.GBR	NIA	CentrifyHealth, LLC	Ownership	100.000	UnitedHealth Group Incorporated		
							Centro de Entrenamiento en Reanimación y Prevención Limitada (CERP)	.CHL	NIA	Clínica Dávila y Servicios Médicos S.A.	Ownership	99.000	UnitedHealth Group Incorporated		
							Centro de Entrenamiento en Reanimación y Prevención Limitada (CERP)	.CHL	NIA	Servicios Integrados de Salud Ltda.	Ownership	1.000	UnitedHealth Group Incorporated		



SCHEDULE Y  
PART 1A - DETAIL OF INSURANCE HOLDING COMPANY SYSTEM

1	2	3	4	5	6	7	8	9	10	11	12	13	14	15	16
Group Code	Group Name	NAIC Company Code	ID Number	Federal RSSD	CIK	Name of Securities Exchange if Publicly Traded (U.S. or International)	Names of Parent, Subsidiaries Or Affiliates	Domi-ciliary Location	Relation-ship to Reporting Entity	Directly Controlled by (Name of Entity/Person)	Type of Control (Ownership, Board, Management, Attorney-in-Fact, Influence, Other)	If Control is Owner-ship Provide Percen-tage	Ultimate Controlling Entity(ies)/Person(s)	Is an SCA Filing Re-quired? (Y/N)	*
0707	UnitedHealth Group Incorporated	.00000	98-1450490				Centro de Servicios Compartidos Banmédica S.A.	.CHL	NIA	Banmédica S.A.	Ownership	99.900	UnitedHealth Group Incorporated		1
		.00000					Centro Médico Hospitalar Pitangueiras Ltda.	.BRA	NIA	Esho – Empresa de Serviços Hospitalares S.A.	Ownership	100.000	UnitedHealth Group Incorporated		
		.00000					Centro Médico Hospitalar Pitangueiras Ltda.	.BRA	NIA	Hospital Alvorada de Taguatinga Ltda.	Ownership	0.001	UnitedHealth Group Incorporated		
		.00000	98-1457197				Centro Médico Odontológico Americano S.A.C.	.PER	NIA	Pacífico S.A. Entidad Prestadora de Salud	Ownership	80.000	UnitedHealth Group Incorporated		1
		.00000	98-1451635				Centromed Quilpué S.A.	.CHL	NIA	Administradora Médica Centromed S.A.	Ownership	93.450	UnitedHealth Group Incorporated		2
		.00000					Centros Médicos y Dentales Multimed Ltda.	.CHL	NIA	Onesa S.A.	Ownership	99.990	UnitedHealth Group Incorporated		
		.00000					Centros Médicos y Dentales Multimed Ltda.	.CHL	NIA	Clínica Dávila y Servicios Médicos S.A.	Ownership	0.010	UnitedHealth Group Incorporated		
		.42765	42-1194107				Centurion Casualty Company	.IA	IA	Specialty Benefits, LLC	Ownership	100.000	UnitedHealth Group Incorporated		
		.00000	46-1454664				Channel Islands Surgicenter Properties, LLC	.DE	NIA	SCA Holding Company, Inc.	Ownership	62.743	UnitedHealth Group Incorporated		2
							Charleston Surgery Center Limited Partnership	.SC	NIA	SCA-Charleston, LLC	Influence	20.340	UnitedHealth Group Incorporated		5
		.00000	58-1709761				Charleston Surgery Properties, LLC	.DE	NIA	SCA-Charleston, LLC	Ownership	50.850	UnitedHealth Group Incorporated		2
		.00000	82-3973199				Charlotte Surgery Center, LLC	.NC	NIA	Charlotte-SC, LLC	Influence	16.509	UnitedHealth Group Incorporated		5
							Charlotte Surgery Properties, Limited								
		.00000	56-1449532				Partnership	.NC	NIA	SCA-Mecklenburg Development Corp.	Influence	14.000	UnitedHealth Group Incorporated		5
							Charlotte Surgery Properties, Limited								
		.00000	56-1449532				Partnership	.NC	NIA	SC Affiliates, LLC	Influence	4.000	UnitedHealth Group Incorporated		5
		.00000	62-1262567				Charlotte-SC, LLC	.DE	NIA	SC Affiliates, LLC	Ownership	100.000	UnitedHealth Group Incorporated		
		.00000	26-2389638				Childrens Surgery Center, LLC	.FL	NIA	SCA-Central Florida, LLC	Ownership	52.202	UnitedHealth Group Incorporated		2
		.00000	98-1093539				ChinaGate (Hong Kong) Limited	.CHN	NIA	Optum, Inc.	Ownership	100.000	UnitedHealth Group Incorporated		
		.00000	62-1510209				Citrus Regional Surgery Center, L.P.	.TN	NIA	SCA-Citrus, Inc.	Ownership	57.000	UnitedHealth Group Incorporated		2
		.00000	20-3742012				Cleburne Surgical Center, LLC	.TX	NIA	THR-SCA Holdings, LLC	Ownership	0.000	UnitedHealth Group Incorporated		
		.00000	98-1459640				Clínica Alameda S.A.	.CHL	NIA	Vidaintegra S.A.	Ownership	99.841	UnitedHealth Group Incorporated		
		.00000	98-1459640				Clínica Alameda S.A.	.CHL	NIA	Saden S.A.	Ownership	0.159	UnitedHealth Group Incorporated		
		.00000	98-1443171				Clínica Bio Bio S.A.	.CHL	NIA	Inversiones Clínicas Santa María S.A.	Ownership	100.000	UnitedHealth Group Incorporated		
		.00000	98-1442191				Clínica Ciudad del Mar S.A.	.CHL	NIA	Inversiones Clínicas Santa María S.A.	Ownership	100.000	UnitedHealth Group Incorporated		
		.00000	98-1446132				Clínica Dávila y Servicios Médicos S.A.	.CHL	NIA	Banmédica S.A.	Ownership	99.991	UnitedHealth Group Incorporated		
		.00000	98-1446132				Clínica Dávila y Servicios Médicos S.A.	.CHL	NIA	Clínica Santa María S.A.	Ownership	0.009	UnitedHealth Group Incorporated		
		.00000					Clínica del Country S.A.	.COL	NIA	Banmédica Internacional SpA	Ownership	50.000	UnitedHealth Group Incorporated		
		.00000					Clínica del Country S.A.	.COL	NIA	CDC Holdings Colombia S.A.S.	Ownership	50.000	UnitedHealth Group Incorporated		
		.00000					Clínica Iquique S.A.	.CHL	NIA	Banmédica S.A.	Influence	13.080	UnitedHealth Group Incorporated		5
							Clínica Médico Cirúrgica de Santa Tecla, S.A.								
		.00000	98-1350667					.PRT	NIA	Lusíadas, SGPS, S.A.	Ownership	100.000	UnitedHealth Group Incorporated		
		.00000					Clínica Portoazul S.A.	.COL	NIA	Clínica del Country S.A.	Influence	27.700	UnitedHealth Group Incorporated		5
							Clínica San Borja (La Esperanza del Perú S.A.)	.PER	NIA	Pacífico S.A. Entidad Prestadora de Salud	Ownership	99.990	UnitedHealth Group Incorporated		1
		.00000	98-1462343				Clínica San Felipe S.A.	.PER	NIA	Pacífico S.A. Entidad Prestadora de Salud	Ownership	93.740	UnitedHealth Group Incorporated		1
		.00000	98-1455936				Clínica Sánchez Ferrer S.A.	.PER	NIA	Pacífico S.A. Entidad Prestadora de Salud	Ownership	99.990	UnitedHealth Group Incorporated		1
		.00000	98-1442754				Clínica Santa María S.A.	.CHL	NIA	Banmédica S.A.	Ownership	99.433	UnitedHealth Group Incorporated		2
		.00000	98-1442745				Clínica Vespucio S.A.	.CHL	NIA	Inversiones Clínicas Santa María S.A.	Ownership	100.000	UnitedHealth Group Incorporated		
		.00000	46-2879718				Clinical Partners of Colorado Springs, LLC	.CO	NIA	OptumCare Colorado, LLC	Ownership	50.000	UnitedHealth Group Incorporated		2
		.00000	20-2236024				Clinton Partners, LLC	.MI	NIA	HFHS-SCA Holdings, LLC	Ownership	52.740	UnitedHealth Group Incorporated		
		.00000	98-1350671				CLISA – Clínica de Santo Antônio, S.A.	.PRT	NIA	Lusíadas, SGPS, S.A.	Ownership	100.000	UnitedHealth Group Incorporated		
							CMO – Centro Médico de Oftalmología S/S Ltda.								
		.00000	98-1337968					.BRA	NIA	Hospital Alvorada de Taguatinga Ltda.	Ownership	99.000	UnitedHealth Group Incorporated		
							CMO – Centro Médico de Oftalmología S/S Ltda.								
		.00000	98-1337968					.BRA	NIA	Lotten-Eyes Oftalmologia Clinica e Cirurgica Ltda.	Ownership	1.000	UnitedHealth Group Incorporated		
		.00000	98-1277015				CMS – Central de Manipulação e Serviços Farmacêuticos S.A.	.BRA	NIA	COI – Clínicas Oncológicas Integradas S.A.	Ownership	100.000	UnitedHealth Group Incorporated		
		.00000	71-0873411				CNIC Health Solutions, Inc.	.CO	NIA	Rocky Mountain Health Maintenance Organization, Incorporated	Ownership	100.000	UnitedHealth Group Incorporated		



SCHEDULE Y  
PART 1A - DETAIL OF INSURANCE HOLDING COMPANY SYSTEM

1	2	3	4	5	6	7	8	9	10	11	12	13	14	15	16
Group Code	Group Name	NAIC Company Code	ID Number	Federal RSSD	CIK	Name of Securities Exchange if Publicly Traded (U.S. or International)	Names of Parent, Subsidiaries Or Affiliates	Domi-ciliary Location	Relation-ship to Reporting Entity	Directly Controlled by (Name of Entity/Person)	Type of Control (Ownership, Board, Management, Attorney-in-Fact, Influence, Other)	If Control is Owner-ship Provide Percen-tage	Ultimate Controlling Entity(ies)/Person(s)	Is an SCA Filing Re-quired? (Y/N)	*
		.00000	56-2674371				Coachella Valley Physicians of PrimeCare, Inc.	.CA	.NIA	PrimeCare of Riverside, Inc.	Ownership	100.000	UnitedHealth Group Incorporated		
		.00000	27-1193028				Coalition for Advanced Pharmacy Services, Inc.	.DE	.NIA	OptumRx Health Solutions, LLC	Ownership	93.266	UnitedHealth Group Incorporated		
		.00000	27-1193028				Coalition for Advanced Pharmacy Services, Inc.	.DE	.NIA	OptumRx PBM of Maryland, LLC	Ownership	5.341	UnitedHealth Group Incorporated		
		.00000	27-1193028				Coalition for Advanced Pharmacy Services, Inc.	.DE	.NIA	Optum Hospice Pharmacy Services, LLC	Ownership	1.277	UnitedHealth Group Incorporated		
		.00000	27-1193028				Coalition for Advanced Pharmacy Services, Inc.	.DE	.NIA	OptumRx Home Delivery of Ohio, LLC	Ownership	0.116	UnitedHealth Group Incorporated		
		.00000	33-0714414				Coastal Physicians Management, Inc.	.CA	.NIA	OptumCare Management, LLC	Ownership	100.000	UnitedHealth Group Incorporated		
		.00000	98-1276040				COI – Clínicas Oncológicas Integradas S.A.	.BRA	.NIA	COI Participações S.A.	Ownership	100.000	UnitedHealth Group Incorporated		
		.00000	27-2337616				Collaborative Care Holdings, LLC	.DE	.NIA	OptumHealth Holdings, LLC	Ownership	100.000	UnitedHealth Group Incorporated		
		.00000	27-2337487				Collaborative Care Services, Inc.	.DE	.NIA	Collaborative Care Holdings, LLC	Ownership	100.000	UnitedHealth Group Incorporated		
		.00000	45-2614005				Collaborative Realty, LLC	.NY	.NIA	Collaborative Care Holdings, LLC	Ownership	100.000	UnitedHealth Group Incorporated		
		.00000					Colmedica Medicina Prepagada	.COL	.NIA	Banmédica S.A.	Ownership	76.270	UnitedHealth Group Incorporated		
		.00000					Colmedica Medicina Prepagada	.COL	.NIA	Constructora e Inmobiliaria Magapoq S.A.	Ownership	23.730	UnitedHealth Group Incorporated		
		.00000	83-1529015				Colonial Outpatient Surgery Center, LLC	.FL	.NIA	SCA-Colonial Partners, LLC	Ownership	53.000	UnitedHealth Group Incorporated		
		.00000	37-1636677				Colorado Innovative Physician Solutions, Inc.	.CO	.NIA	OptumCare Colorado, LLC	Ownership	100.000	UnitedHealth Group Incorporated		
		.00000	84-1160450				Colorado Springs Surgery Center, Ltd.	.CO	.NIA	SCA-Colorado Springs, LLC	Ownership	95.000	UnitedHealth Group Incorporated		2
		.00000	11-3647007				Comfort Care Transportation, LLC	.TX	.NIA	WellMed Medical Management, Inc.	Ownership	100.000	UnitedHealth Group Incorporated		
		.00000	06-1592173				Connecticut Surgery Center, Limited Partnership	.CT	.NIA	Connecticut Surgical Center, LLC	Ownership	51.000	UnitedHealth Group Incorporated		2
		.00000	26-1313646				Connecticut Surgery Properties, LLC	.DE	.NIA	Connecticut Surgical Center, LLC	Ownership	100.000	UnitedHealth Group Incorporated		
		.00000	06-1156342				Connecticut Surgical Center, LLC	.DE	.NIA	Surgical Care Affiliates, LLC	Ownership	62.250	UnitedHealth Group Incorporated		2
		.00000	98-1448720				Constructora e Inmobiliaria Magapoq S.A.	.CHL	.NIA	Banmédica S.A.	Ownership	99.900	UnitedHealth Group Incorporated		
		.00000	98-1448720				Constructora e Inmobiliaria Magapoq S.A.	.CHL	.NIA	Inmobiliaria Apoquindo 3600 Ltda.	Ownership	0.100	UnitedHealth Group Incorporated		
		.00000	20-0231080				Consumer Wellness Solutions, Inc.	.DE	.NIA	Optum Services, Inc.	Ownership	100.000	UnitedHealth Group Incorporated		
		.00000					Convenio Regenero S.A.	.CHL	.NIA	Clínica Dávila y Servicios Médicos S.A.	Influence	20.000	UnitedHealth Group Incorporated		5
		.00000	83-2599969				Cornell Surgicenter, LLC	.OR	.NIA	Providence & SCA Off-Campus Holdings, LLC	Ownership	55.000	UnitedHealth Group Incorporated		
		.00000	20-2595593				Corpus Christi Endoscopy Center, L.L.P.	.TX	.NIA	SCA Pacific Holdings, Inc.	Ownership	18.500	UnitedHealth Group Incorporated		
		.00000					Country Scan Ltda.	.COL	.NIA	Patrimonio Autónomo Nueva Clínica – PANC.	Ownership	51.800	UnitedHealth Group Incorporated		2
		.00000	26-0080565				Cypress Care, Inc.	.DE	.NIA	Healthcare Solutions, Inc.	Ownership	100.000	UnitedHealth Group Incorporated		
		.00000	45-2678686				Damon Dialysis, LLC	.DE	.NIA	AHN Target Holdings, LLC	Influence	0.045	UnitedHealth Group Incorporated		5
		.00000	63-1263704				Danbury Surgical Center, L.P.	.GA	.NIA	SCA Danbury Surgical Center, LLC	Ownership	50.419	UnitedHealth Group Incorporated		2
		.00000	81-5101448				David Moen, M.D. P.C.	.NY	.NIA	Physician(s) owned	Influence	0.000	UnitedHealth Group Incorporated		4
		.00000	45-2380022				David R. Ferrell, M.D., P.C.	.NY	.NIA	Physician(s) owned	Influence	0.000	UnitedHealth Group Incorporated		4
		.00000	11-2811353				Day-OP Center Of Long Island Inc.	.NY	.NIA	Physician(s) owned	Influence	0.000	UnitedHealth Group Incorporated		4
		.00000	75-2790863				Day-Op Surgery Consulting Company, LLC	.DE	.NIA	ProHEALTH Medical Management, LLC	Ownership	100.000	UnitedHealth Group Incorporated		
		.00000	52-1811176				DBP Services of New York IPA, Inc.	.NY	.NIA	Dental Benefit Providers, Inc.	Ownership	100.000	UnitedHealth Group Incorporated		
		.00000	52-1452809				Dental Benefit Providers of California, Inc.	.CA	.IA	Dental Benefit Providers, Inc.	Ownership	100.000	UnitedHealth Group Incorporated		
.0707	UnitedHealth Group Incorporated	.52053	36-4008355				Dental Benefit Providers of Illinois, Inc.	.IL	.IA	Dental Benefit Providers, Inc.	Ownership	100.000	UnitedHealth Group Incorporated		
		.00000	41-2014834				Dental Benefit Providers, Inc.	.DE	.NIA	United HealthCare Services, Inc.	Ownership	100.000	UnitedHealth Group Incorporated		
		.00000					Denton Endoscopy Surgery Center, LLC	.TX	.NIA	THR-SCA Holdings, LLC	Ownership	0.000	UnitedHealth Group Incorporated		
		.00000	47-0926556				Denton Surgery Center, LLC	.TX	.NIA	THR-SCA Holdings, LLC	Ownership	0.000	UnitedHealth Group Incorporated		
		.00000	82-1436601				Derry Surgical Center, LLC	.NH	.NIA	SCA-Derry, LLC	Ownership	71.000	UnitedHealth Group Incorporated		2
		.00000	98-1460401				Diagnóstico Ecotomográfico Centromed Ltda.	.CHL	.NIA	Administradora Médica Centromed S.A.	Ownership	50.000	UnitedHealth Group Incorporated		2
		.00000	98-1460347				Diasnóstico por Imágenes Centromed Ltda.	.CHL	.NIA	Administradora Médica Centromed S.A.	Ownership	93.340	UnitedHealth Group Incorporated		
		.00000	98-1460347				Diasnóstico por Imágenes Centromed Ltda.	.CHL	.NIA	Centromed Quilpué S.A.	Ownership	6.660	UnitedHealth Group Incorporated		
		.00000	33-0292435				Digestive Disease Center, L.P.	.CA	.NIA	Beach Surgical Holdings LLC	Ownership	51.000	UnitedHealth Group Incorporated		
		.00000	98-1285762				Dilab Medicina Nuclear Ltda.	.BRA	.NIA	Esho – Empresa de Serviços Hospitalares S.A.	Ownership	95.000	UnitedHealth Group Incorporated		2



SCHEDULE Y  
PART 1A - DETAIL OF INSURANCE HOLDING COMPANY SYSTEM

1	2	3	4	5	6	7	8	9	10	11	12	13	14	15	16
Group Code	Group Name	NAIC Company Code	ID Number	Federal RSSD	CIK	Name of Securities Exchange if Publicly Traded (U.S. or International)	Names of Parent, Subsidiaries Or Affiliates	Domi-ciliary Location	Relation-ship to Reporting Entity	Directly Controlled by (Name of Entity/Person)	Type of Control (Ownership, Board, Management, Attorney-in-Fact, Influence, Other)	If Control is Owner-ship Provide Percen-tage	Ultimate Controlling Entity(ies)/Person(s)	Is an SCA Filing Re-quired? (Y/N)	*
		.00000	30-0238641				Distance Learning Network, Inc. ....	.DE	.NIA	OptumHealth Holdings, LLC	Ownership.....	100.000	UnitedHealth Group Incorporated		
		.00000					Doctor + S.A.C. ....	.PER	.NIA	Pacifico S.A. Entidad Prestadora de Salud	Ownership.....	99.900	UnitedHealth Group Incorporated		.1
		.00000	82-5264853				Dry Creek Surgery Center, LLC	.CO	.NIA	SCA-DRY CREEK, LLC	Ownership.....	55.000	UnitedHealth Group Incorporated		.2
		.00000	82-5181311				DTC Surgery Center, LLC	.CO	.NIA	SCA-Denver Physicians Holdings, LLC	Ownership.....	55.000	UnitedHealth Group Incorporated		.2
		.00000	27-2103713				Dublin Surgery Center, LLC	.OH	.NIA	SCA-Dublin, LLC	Ownership.....	58.800	UnitedHealth Group Incorporated		.2
		.00000					Duncan Printing Services, LLC	.SC	.NIA	UnitedHealthcare Insurance Company	Ownership.....	100.000	UnitedHealth Group Incorporated		
		.00000	04-3106404				Durable Medical Equipment, Inc.	.IA	.NIA	Reliant Medical Group, Inc.	Ownership.....	100.000	UnitedHealth Group Incorporated		
		.00000	59-3625966				DWIC of Tampa Bay, Inc.	.FL	.NIA	MedExpress Development, LLC	Ownership.....	100.000	UnitedHealth Group Incorporated		
		.00000	59-3705426				E Street Endoscopy, LLC	.FL	.NIA	West Coast Endoscopy Holdings, LLC	Ownership.....	51.000	UnitedHealth Group Incorporated		.2
		.00000	95-4660712				Ear Professionals International Corporation	.DE	.NIA	Specialty Benefits, LLC	Ownership.....	0.002	UnitedHealth Group Incorporated		.2
		.00000	02-0593133				East Brunswick Surgery Center, LLC	.NJ	.NIA	ASC Holdings of New Jersey, LLC	Ownership.....	51.000	UnitedHealth Group Incorporated		.2
		.00000	71-0923682				eCode Solutions, LLC	.DE	.NIA	Surgical Care Affiliates, LLC	Ownership.....	100.000	UnitedHealth Group Incorporated		
		.00000	84-1162764				Electronic Network Systems, Inc.	.DE	.NIA	OptumInsight, Inc.	Ownership.....	100.000	UnitedHealth Group Incorporated		
		.00000								Amil Assistência Médica Internacional S.A.					
		.00000	98-1339173				Elual Participações S.A.	.BRA	.NIA		Ownership.....	60.000	UnitedHealth Group Incorporated		
		.00000								Esho – Empresa de Serviços Hospitalares					
		.00000	98-1339173				Elual Participações S.A.	.BRA	.NIA	S.A.	Ownership.....	40.000	UnitedHealth Group Incorporated		
		.00000	83-1806511				Emmaus Holdings, LLC	.NJ	.NIA	SCA-New Jersey, LLC	Influence.....	29.940	UnitedHealth Group Incorporated		.5
		.00000								North American Medical Management					
		.00000	33-0181426				Empire Physician Management Company, LLC	.CA	.NIA	California, Inc.	Ownership.....	100.000	UnitedHealth Group Incorporated		
		.00000	33-0181426				Empire Physicians' Medical Group, Inc.	.CA	.NIA	Physician(s) owned	Influence.....	0.000	UnitedHealth Group Incorporated		.4
		.00000	26-4682368				Employers' Health Choice PPO, Inc.	.AR	.NIA	HealthScope Benefits, Inc.	Ownership.....	50.000	UnitedHealth Group Incorporated		.2
		.00000					Empremédica S. A.	.PER	.NIA	Banmédica S.A.	Ownership.....	99.990	UnitedHealth Group Incorporated		.1
		.00000	47-3495605				Endoscopy Center Affiliates, Inc.	.DE	.NIA	National Surgery Centers, LLC	Ownership.....	100.000	UnitedHealth Group Incorporated		
.0707	UnitedHealth Group Incorporated	.89087	75-1617708				Enterprise Life Insurance Company	.TX	.IA	Freedom Life Insurance Company of America	Ownership.....	100.000	UnitedHealth Group Incorporated		
		.00000	35-2607738				EP Campus I, LLC	.DE	.NIA	UnitedHealthcare Insurance Company	Ownership.....	100.000	UnitedHealth Group Incorporated		
		.00000	81-0732646				Equian Parent Corp.	.DE	.NIA	OptumInsight, Inc.	Ownership.....	100.000	UnitedHealth Group Incorporated		
		.00000	27-0083277				Equian, LLC	.IN	.NIA	Equian Parent Corp.	Ownership.....	100.000	UnitedHealth Group Incorporated		
		.00000					Esho – Empresa de Serviços Hospitalares S.A.	.BRA	.NIA	Amil Assistência Médica Internacional S.A.	Ownership.....	99.667	UnitedHealth Group Incorporated		.2
		.00000								Amil Assistência Médica Internacional S.A.					
		.00000	98-1122399				Etho – Empresa de Tecnologia Hospitalar Ltda.	.BRA	.NIA		Ownership.....	90.060	UnitedHealth Group Incorporated		.2
		.00000	86-0964571				Evercare Collaborative Solutions, Inc.	.DE	.NIA	Ovations, Inc.	Ownership.....	100.000	UnitedHealth Group Incorporated		
		.00000	81-1070402				Everett MSO, Inc.	.WA	.NIA	OptumCare Holdings, LLC	Ownership.....	100.000	UnitedHealth Group Incorporated		
		.00000	81-1625636				Everett Physicians, Inc. P.S.	.WA	.NIA	Physician(s) owned	Influence.....	0.000	UnitedHealth Group Incorporated		.4
		.00000								Esho – Empresa de Serviços Hospitalares					
		.00000	98-1111239				Excellion Serviços Biomédicos Ltda.	.BRA	.NIA	S.A.	Ownership.....	99.690	UnitedHealth Group Incorporated		.2
		.00000	20-0087132				Excelsior Insurance Brokerage, Inc.	.DE	.NIA	HealthMarkets Insurance Agency, Inc.	Ownership.....	100.000	UnitedHealth Group Incorporated		
		.00000	11-3669765				Executive Health Resources, Inc.	.PA	.NIA	OptumInsight, Inc.	Ownership.....	100.000	UnitedHealth Group Incorporated		
		.00000	30-0701899				Executive Surgery Center, LLC	.TX	.NIA	SCA-Houston Executive, LLC	Ownership.....	53.850	UnitedHealth Group Incorporated		.2
		.00000								UnitedHealthcare Global Medical (UK)					
		.00000	98-1259260				Exploration for Mine Clearance LLC	.IRQ	.NIA	Limited	Ownership.....	100.000	UnitedHealth Group Incorporated		
		.00000					Eye Clinic Oftalmologia Clínico Cirúrgica e Diagnóstico Ltda.	.BRA	.NIA	Hospital Alvorada de Taguatinga Ltda.	Ownership.....	99.990	UnitedHealth Group Incorporated		
		.00000					Eye Clinic Oftalmologia Clínico Cirúrgica e Diagnóstico Ltda.	.BRA	.NIA	Lotten-Eyes Oftalmologia Clínica e Cirúrgica Ltda.	Ownership.....	0.010	UnitedHealth Group Incorporated		
		.00000	88-0223385				Family Health Care Services	.NV	.NIA	Sierra Health Services, Inc.	Ownership.....	100.000	UnitedHealth Group Incorporated		
		.00000	88-0257036				Family Home Hospice, Inc.	.NV	.NIA	Sierra Health Services, Inc.	Ownership.....	100.000	UnitedHealth Group Incorporated		
		.00000					Fayetteville Ambulatory Surgery Center, L.P.								
		.00000	56-1754482					.NC	.NIA	NSC Fayetteville, LLC	Influence.....	46.240	UnitedHealth Group Incorporated		.5
		.00000					Fideicomiso Clínica Barranquilla Portozul								
		.00000	47-2066485				FA-517	.COL	.NIA	Clínica del Country S.A.	Influence.....	28.360	UnitedHealth Group Incorporated		.5
		.00000					First Hill Surgery Center, LLC	.WA	.NIA	Physician(s) owned	Influence.....	0.000	UnitedHealth Group Incorporated		.4
		.00000	62-1551098				Florence Surgery Center, L.P.	.TN	.NIA	SCA-Florence, LLC	Ownership.....	30.000	UnitedHealth Group Incorporated		



SCHEDULE Y  
PART 1A - DETAIL OF INSURANCE HOLDING COMPANY SYSTEM

1	2	3	4	5	6	7	8	9	10	11	12	13	14	15	16
Group Code	Group Name	NAIC Company Code	ID Number	Federal RSSD	CIK	Name of Securities Exchange if Publicly Traded (U.S. or International)	Names of Parent, Subsidiaries Or Affiliates	Domi-ciliary Location	Relation-ship to Reporting Entity	Directly Controlled by (Name of Entity/Person)	Type of Control (Ownership, Board, Management, Attorney-in-Fact, Influence, Other)	If Control is Ownership Provide Percen-tage	Ultimate Controlling Entity(ies)/Person(s)	Is an SCA Filing Re-quired? (Y/N)	*
		.00000	32-0432993				Florida MedTrans Network LLC	.FL	NIA	Florida MedTrans Network MSO LLC	Ownership	100.000	UnitedHealth Group Incorporated		
		.00000	36-4778512				Florida MedTrans Network MSO LLC	.FL	NIA	Metropolitan Medical Transportation IPA, LLC	Ownership	100.000	UnitedHealth Group Incorporated		
		.00000	35-2456267				FMG Holdings, LLC	.DE	NIA	UnitedHealth Group Incorporated	Ownership	98.704	UnitedHealth Group Incorporated		
		.00000	35-2456267				FMG Holdings, LLC	.DE	NIA	Hygeia Corporation	Ownership	1.296	UnitedHealth Group Incorporated		
		.00000	86-0908902				For Health of Arizona, Inc.	.AZ	NIA	For Health, Inc.	Ownership	100.000	UnitedHealth Group Incorporated		
		.00000	33-0766617				For Health, Inc.	.DE	NIA	Inspiris, Inc.	Ownership	100.000	UnitedHealth Group Incorporated		
		.00000	68-0116391				Fort Sutter Surgery Center, a California Limited Partnership	.CA	NIA	ASC Operators, LLC	Influence	53.000	UnitedHealth Group Incorporated		5
		.00000	77-0368346				Fort Worth Endoscopy Centers, LLC	.TX	NIA	THR-SCA Holdings, LLC	Ownership	0.000	UnitedHealth Group Incorporated		
		.00000	86-0901608				Fortified Provider Network, Inc	.AZ	NIA	Equian Buyer Corp.	Ownership	100.000	UnitedHealth Group Incorporated		
		.00000	86-0901608				Fortified Provider Network, Inc.	.AZ	NIA	Equian Parent Corp.	Ownership	100.000	UnitedHealth Group Incorporated		
		.00000					Fortify Technologies Asia, LLC	.PHL	NIA	Savvysherpa, LLC	Ownership	99.990	UnitedHealth Group Incorporated		2
		.00000	27-0695411				Fortify Technologies, LLC	.MN	NIA	Savvysherpa, LLC	Ownership	100.000	UnitedHealth Group Incorporated		
		.00000	75-2193766				Foundation Financial Services, Inc.	.NV	NIA	USHEALTH Group, Inc.	Ownership	100.000	UnitedHealth Group Incorporated		
		.00000	20-3412606				Franklin Surgical Center, LLC	.NJ	NIA	SCA-Franklin, LLC	Ownership	52.640	UnitedHealth Group Incorporated		2
.0707	UnitedHealth Group Incorporated	.62324	61-1096685				Freedom Life Insurance Company of America	.TX	.IA	USHEALTH Group, Inc.	Ownership	100.000	UnitedHealth Group Incorporated		
		.00000	82-3453993				Freeway Surgicenter of Houston, LLC	.TX	NIA	SCA-Freeway Holdings, LLC	Ownership	59.320	UnitedHealth Group Incorporated		2
		.00000	98-1172769				Frontier Medex Tanzania Limited	.TZA	NIA	Limited	Ownership	99.000	UnitedHealth Group Incorporated		2
		.00000	68-0679514				FrontierMEDEX (RMS), Inc.	.DE	NIA	FMG Holdings, LLC	Ownership	100.000	UnitedHealth Group Incorporated		
		.00000	45-5339512				FrontierMEDEX Government Services, LLC	.DE	NIA	FMG Holdings, LLC	Ownership	100.000	UnitedHealth Group Incorporated		
		.00000	98-1147103				FrontierMEDEX Kenya Limited	.KEN	NIA	UnitedHealthcare Global Medical (UK) Limited	Ownership	99.900	UnitedHealth Group Incorporated		
		.00000	98-1147103				FrontierMEDEX Kenya Limited	.KEN	NIA	UnitedHealthcare International I B.V.	Ownership	0.100	UnitedHealth Group Incorporated		
		.00000	98-1101521				FrontierMEDEX Limited	.IRQ	NIA	UnitedHealthcare Global Medical (UK) Limited	Ownership	100.000	UnitedHealth Group Incorporated		
		.00000	33-1219808				FrontierMEDEX US, Inc.	.DE	NIA	UnitedHealth Group Incorporated	Ownership	100.000	UnitedHealth Group Incorporated		
		.00000	33-1219808				FrontierMEDEX US, Inc.	.DE	NIA	UnitedHealth Group Incorporated	Ownership	35.277	UnitedHealth Group Incorporated		
		.00000	33-1219808				FrontierMEDEX US, Inc.	.DE	NIA	FMG Holdings, LLC	Ownership	14.723	UnitedHealth Group Incorporated		
		.00000	52-2230470				FrontierMEDEX, Inc.	.MN	NIA	FrontierMEDEX US, Inc.	Ownership	100.000	UnitedHealth Group Incorporated		
		.00000					Fundación Bannédica	.CHL	NIA	Bannédica S.A.	Ownership	100.000	UnitedHealth Group Incorporated		
		.00000	63-0833765				Gadsden Surgery Center, LLC	.DE	NIA	SC Affiliates, LLC	Ownership	100.000	UnitedHealth Group Incorporated		
		.00000	62-1488653				Gadsden Surgery Center, Ltd.	.AL	NIA	Gadsden Surgery Center, LLC	Ownership	58.500	UnitedHealth Group Incorporated		2
		.00000	62-1600268				Gainesville Surgery Center, L.P.	.TN	NIA	SCA-Northeast Georgia Health, LLC	Ownership	87.000	UnitedHealth Group Incorporated		2
		.00000					Gainesville Surgery Properties, LLC	.DE	NIA	Gainesville Surgery Center, L.P.	Ownership	100.000	UnitedHealth Group Incorporated		
		.00000	27-0556097				Genoa Healthcare LLC	.PA	NIA	Specialized Pharmaceuticals, Inc.	Ownership	100.000	UnitedHealth Group Incorporated		
		.00000	47-3851949				Genoa Healthcare, Inc.	.DE	NIA	OptumRx Holdings, LLC	Ownership	100.000	UnitedHealth Group Incorporated		
		.00000	20-5009764				Genoa of Arkansas, LLC	.AR	NIA	Genoa Healthcare LLC	Ownership	100.000	UnitedHealth Group Incorporated		
		.00000	47-3851949				Genoa Technology (Canada) Inc.	.CAN	NIA	Genoa Technology, Inc.	Ownership	100.000	UnitedHealth Group Incorporated		
		.00000	38-4034308				Genoa Technology, Inc.	.DE	NIA	Genoa Healthcare LLC	Ownership	100.000	UnitedHealth Group Incorporated		
		.00000	45-3010132				Genoa Telepsychiatry, Inc.	.DE	NIA	Genoa Healthcare LLC	Ownership	100.000	UnitedHealth Group Incorporated		
		.00000	81-4703295				Genoa, QoL Wholesale, LLC	.DE	NIA	Genoa Healthcare LLC	Ownership	100.000	UnitedHealth Group Incorporated		
		.00000	37-0920164				gethealthinsurance.com Agency Inc.	.IN	NIA	Golden Rule Financial Corporation	Ownership	100.000	UnitedHealth Group Incorporated		
		.00000	65-1025514				Gladiolus Surgery Center, L.L.C.	.FL	NIA	SCA-Gladiolus, LLC	Ownership	100.000	UnitedHealth Group Incorporated		
		.00000	65-1025514				Gladiolus Surgery Center, LLC	.FL	NIA	SCA-Gladiolus, LLC	Influence	46.000	UnitedHealth Group Incorporated		5
		.00000	47-3495605				GLBESC, LLC	.DE	NIA	Beach Surgical Holdings LLC	Ownership	51.282	UnitedHealth Group Incorporated		
		.00000	33-0595220				Glenwood Surgical Center, L.P.	.CA	NIA	Glenwood-SC, Inc.	Ownership	56.730	UnitedHealth Group Incorporated		2
		.00000	62-1601450				Glenwood-SC, Inc.	.TN	NIA	SC Affiliates, LLC	Ownership	100.000	UnitedHealth Group Incorporated		
		.00000	20-3420886				Golden Outlook, Inc.	.CA	NIA	Golden Rule Financial Corporation	Ownership	100.000	UnitedHealth Group Incorporated		
		.00000	37-0855360				Golden Rule Financial Corporation	.DE	NIA	UnitedHealth Group Incorporated	Ownership	100.000	UnitedHealth Group Incorporated		
.0707	UnitedHealth Group Incorporated	.62286	37-6028756	3057283			Golden Rule Insurance Company	.IN	.IA	Golden Rule Financial Corporation	Ownership	100.000	UnitedHealth Group Incorporated		
		.00000	33-0529450				Golden Triangle Surgicenter, L.P.	.CA	NIA	Surgery Centers-West Holdings, LLC	Ownership	72.000	UnitedHealth Group Incorporated		2
		.00000	52-1597483				Grandview Surgery Center, LTD.	.PA	NIA	Camp Hill Ambulatory Centers	Influence	41.990	UnitedHealth Group Incorporated		5



SCHEDULE Y  
PART 1A - DETAIL OF INSURANCE HOLDING COMPANY SYSTEM

1	2	3	4	5	6	7	8	9	10	11	12	13	14	15	16
Group Code	Group Name	NAIC Company Code	ID Number	Federal RSSD	CIK	Name of Securities Exchange if Publicly Traded (U.S. or International)	Names of Parent, Subsidiaries Or Affiliates	Domi-ciliary Location	Relation-ship to Reporting Entity	Directly Controlled by (Name of Entity/Person)	Type of Control (Ownership, Board, Management, Attorney-in-Fact, Influence, Other)	If Control is Owner-ship Provide Percen-tage	Ultimate Controlling Entity(ies)/Person(s)	Is an SCA Filing Re-quired? (Y/N)	*
0707	UnitedHealth Group Incorporated	00000	93-1237063				GRANTS PASS SURGERY CENTER, LLC	OR	NIA	SCA-GRANTS PASS, LLC	Ownership	51.000	UnitedHealth Group Incorporated		2
		00000					Grapevine Finance LLC	DE	NIA	HealthMarkets, LLC	Ownership	100.000	UnitedHealth Group Incorporated		
		00000					Greater Hartford ASC, LLC	CT	NIA	SCA-Palm Beach MSO Holdings, LLC	Ownership	100.000	UnitedHealth Group Incorporated		
		00000	27-2337725				Greater Phoenix Collaborative Care, P.C.	AZ	NIA	Physician(s) owned	Influence	0.000	UnitedHealth Group Incorporated		4
		00000	36-4053840				Greensboro Specialty Surgery Center, LLC	NC	NIA	NSC Greensboro West, LLC	Influence	50.100	UnitedHealth Group Incorporated		5
		00000	74-2411643				Greenville Surgery Center, LLC	TX	NIA	THR-SCA Holdings, LLC	Ownership	0.000	UnitedHealth Group Incorporated		
		00000	33-0749339				Grossmont Surgery Center, L.P.	CA	NIA	Medical Surgical Centers of America, Inc.	Influence	33.280	UnitedHealth Group Incorporated		5
		00000	33-0749339				Grossmont Surgery Center, L.P.	CA	NIA	SunSurgery, LLC	Influence	1.000	UnitedHealth Group Incorporated		5
		00000	01-0619096				Grove Place Surgery Center, L.L.C.	FL	NIA	SCA-Grove Place, LLC	Ownership	70.710	UnitedHealth Group Incorporated		2
		00000	98-0213198				H&W Indemnity (SPC), Ltd.	GYM	NIA	UnitedHealth Group Incorporated	Ownership	100.000	UnitedHealth Group Incorporated		
		00000	26-1227494				H.I. Investments Holding Company, LLC	DE	NIA	Health Inventures, LLC	Ownership	100.000	UnitedHealth Group Incorporated		
		79480	35-1279304				Harken Health Insurance Company	WI	IA	UnitedHealthcare, Inc.	Ownership	100.000	UnitedHealth Group Incorporated		
							Hawthorn Place Outpatient Surgery Center, L.P.	GA	NIA	SHC Hawthorn, Inc.	Ownership	38.000	UnitedHealth Group Incorporated		
		00000	82-3834685				Hayes-Strub, LLC	OH	NIA	Formation Documents Pending	Ownership	0.000	UnitedHealth Group Incorporated		
		00000	27-4579547				Hays Surgery Center, LLC	TX	NIA	SCA Hays Holdings, LLC	Ownership	27.861	UnitedHealth Group Incorporated		
		00000	27-0549481				hCentive Technology India Private Limited	IND	NIA	hCentive, Inc.	Ownership	9.999	UnitedHealth Group Incorporated		2
		00000	27-0549481				hCentive Technology India Private Limited	IND	NIA	UnitedHealth International, Inc.	Ownership	0.001	UnitedHealth Group Incorporated		2
		00000	27-0549481				hCentive, Inc.	DE	NIA	Optum Government Solutions, Inc.	Ownership	100.000	UnitedHealth Group Incorporated		
		00000	45-3007213				HCP ACO California, LLC	CA	NIA	OptumCare ACO Holdings, LLC	Ownership	100.000	UnitedHealth Group Incorporated		
		00000	45-3007484				HCP ACO Nevada, LLC	NV	NIA	OptumCare ACO Holdings, LLC	Ownership	100.000	UnitedHealth Group Incorporated		
		00000					Health Care-ONE Agency, Inc.	CA	NIA	USHEALTH Career Agency, Inc.	Ownership	50.000	UnitedHealth Group Incorporated		2
		00000	33-0673883				Health Care-ONE Insurance Agency, Inc.	CA	NIA	USHEALTH Career Agency, Inc.	Ownership	50.000	UnitedHealth Group Incorporated		2
		00000	20-5944768				Health Inventures Employment Solutions, LLC	DE	NIA	Health Inventures, LLC	Ownership	100.000	UnitedHealth Group Incorporated		
		00000	04-3723090				Health Inventures, LLC	DE	NIA	SC Affiliates, LLC	Ownership	100.000	UnitedHealth Group Incorporated		
		96342	88-0201035				Health Plan of Nevada, Inc.	NV	IA	Sierra Health Services, Inc.	Ownership	100.000	UnitedHealth Group Incorporated		
		00000	95-4763349				HealthAllies, Inc.	DE	NIA	OptumHealth Holdings, LLC	Ownership	100.000	UnitedHealth Group Incorporated		
							HealthCare Partners Affiliates Medical Group								
		00000	95-4526112					CA	NIA	Physician(s) owned	Influence	0.000	UnitedHealth Group Incorporated		4
		00000	95-4628842				HealthCare Partners ASC-LB, LLC	CA	NIA	OptumCare Management, LLC	Ownership	99.000	UnitedHealth Group Incorporated		2
							HealthCare Partners Associates Medical Group, P.C.	CA	NIA	Physician(s) owned	Influence	0.000	UnitedHealth Group Incorporated		4
		00000	45-5273760				HealthCare Partners Management Services California, LLC	CA	NIA	OptumCare Management, LLC	Ownership	100.000	UnitedHealth Group Incorporated		
							HealthCare Partners Medical Group (Coats), Ltd.	NV	NIA	Physician(s) owned	Influence	0.000	UnitedHealth Group Incorporated		4
		00000	88-0213519					CA	NIA	Physician(s) owned	Influence	0.000	UnitedHealth Group Incorporated		4
		00000	95-4340584				HealthCare Partners Medical Group, P.C.	CA	NIA	Physician(s) owned	Influence	0.000	UnitedHealth Group Incorporated		4
		00000	46-5349193				Healthcare Partners Plan of Nevada, Inc.	NV	NIA	OptumCare Holdings, LLC	Ownership	100.000	UnitedHealth Group Incorporated		
		00000	81-1080535				HealthCare Partners RE, LLC	DE	NIA	OptumCare Holdings, LLC	Ownership	100.000	UnitedHealth Group Incorporated		
		00000	77-0693060				Healthcare Solutions, Inc.	DE	NIA	OptumRx Administrative Services, LLC	Ownership	100.000	UnitedHealth Group Incorporated		5
		00000	20-3349887				HealthEast Surgery Center-Maplewood, LLC	MN	NIA	H.I. Investments Holding Company, LLC	Influence	25.962	UnitedHealth Group Incorporated		5
		00000					HealthFirst IPA, Inc.	CO	NIA	New West Physicians, Inc.	Ownership	100.000	UnitedHealth Group Incorporated		
		00000	47-2570595				HealthMarkets Group, Inc.	DE	NIA	HealthMarkets, LLC	Ownership	100.000	UnitedHealth Group Incorporated		
		00000	27-0277771				HealthMarkets Insurance Agency, Inc.	DE	NIA	HealthMarkets Group, Inc.	Ownership	100.000	UnitedHealth Group Incorporated		
		00000	81-3774112				HealthMarkets NewCo, Inc.	DE	NIA	HealthMarkets, Inc.	Ownership	100.000	UnitedHealth Group Incorporated		
		00000	46-1131431	4346649			HealthMarkets Services, Inc.	DE	NIA	HealthMarkets Group, Inc.	Ownership	100.000	UnitedHealth Group Incorporated		
		00000	75-2044750	4346649			HealthMarkets, Inc.	DE	NIA	Golden Rule Financial Corporation	Ownership	100.000	UnitedHealth Group Incorporated		
		00000					HealthMarkets, LLC	DE	NIA	HealthMarkets, Inc.	Ownership	100.000	UnitedHealth Group Incorporated		
		00000	71-0847266				HealthSCOPE Benefits, Inc.	DE	NIA	HealthSCOPE Holdings, Inc.	Ownership	100.000	UnitedHealth Group Incorporated		
		00000	47-1409110				HealthSCOPE Holdings, Inc.	DE	NIA	UMR, Inc.	Ownership	100.000	UnitedHealth Group Incorporated		2
		00000	83-2722254				Heartland Heart and Vascular, LLC	DE	NIA	SCA Heartland Holdings, LLC	Ownership	80.000	UnitedHealth Group Incorporated		2
		00000	98-1443161				Help S.A.	CHL	NIA	Banmedica S.A.	Ownership	100.000	UnitedHealth Group Incorporated		
		00000					Help Service S.A.	CHL	NIA	Banmedica S.A.	Ownership	100.000	UnitedHealth Group Incorporated		5



SCHEDULE Y  
PART 1A - DETAIL OF INSURANCE HOLDING COMPANY SYSTEM

1	2	3	4	5	6	7	8	9	10	11	12	13	14	15	16
Group Code	Group Name	NAIC Company Code	ID Number	Federal RSSD	CIK	Name of Securities Exchange if Publicly Traded (U.S. or International)	Names of Parent, Subsidiaries Or Affiliates	Domi-ciliary Location	Relation-ship to Reporting Entity	Directly Controlled by (Name of Entity/Person)	Type of Control (Ownership, Board, Management, Attorney-in-Fact, Influence, Other)	If Control is Owner-ship Provide Percen-tage	Ultimate Controlling Entity(ies)/Person(s)	Is an SCA Filing Re-quired? (Y/N)	*
		.00000					Hemonefro – Hemodiálise e Nefrologia Ltda	.BRA	NIA	Esho – Empresa de Serviços Hospitalares S.A.	Influence	28.500	UnitedHealth Group Incorporated		5
		.00000	46-5291602				HFHS-SCA Holdings, LLC	.MI	NIA	SC Affiliates, LLC	Ownership	49.000	UnitedHealth Group Incorporated		
		.00000	84-1472832				Highlands Ranch Healthcare, LLC	.CO	NIA	Urgent Care MSO, LLC	Ownership	100.000	UnitedHealth Group Incorporated		
		.00000					HMI NewCo, LLC	.DE	NIA	HealthMarkets NewCo, Inc.	Ownership	100.000	UnitedHealth Group Incorporated		
		.00000	98-1452260				Home Medical S.A.	.CHL	NIA	Help S.A.	Ownership	99.998	UnitedHealth Group Incorporated		
		.00000	98-1452260				Home Medical S.A.	.CHL	NIA	Saden S.A.	Ownership	0.002	UnitedHealth Group Incorporated		4
		.00000					Homecare Dimensions of Florida, Inc.	.TX	NIA	Physician(s) owned	Influence	0.000	UnitedHealth Group Incorporated		4
		.00000					Homecare Dimensions, Inc.	.TX	NIA	Physician(s) owned	Influence	0.000	UnitedHealth Group Incorporated		4
		.00000	20-8910978				Hospice Inspiris Holdings, Inc.	.TN	NIA	Inspiris, Inc.	Ownership	100.000	UnitedHealth Group Incorporated		
		.00000	98-1286038				Hospitais Associados de Pernambuco Ltda.	.BRA	NIA	S.A.	Ownership	100.000	UnitedHealth Group Incorporated		
		.00000	98-1286038				Hospitais Associados de Pernambuco Ltda.	.BRA	NIA	Hospital Alvorada de Taguatinga Ltda.	Ownership	0.000	UnitedHealth Group Incorporated		2
		.00000					Hospital Alvorada de Taguatinga Ltda.	.BRA	NIA	Amil Assistência Médica Internacional S.A.	Ownership	83.870	UnitedHealth Group Incorporated		2
		.00000					Hospital Alvorada de Taguatinga Ltda.	.BRA	NIA	Bosque Medical Center Ltda.	Ownership	8.620	UnitedHealth Group Incorporated		2
		.00000					Hospital Alvorada de Taguatinga Ltda.	.BRA	NIA	Esho – Empresa de Serviços Hospitalares S.A.	Ownership	7.490	UnitedHealth Group Incorporated		2
		.00000	98-1389272				Hospital Ana Costa S.A.	.BRA	NIA	Plano de Saúde Ana Costa Ltda.	Ownership	99.700	UnitedHealth Group Incorporated		2
		.00000	98-1389272				Hospital Ana Costa S.A.	.BRA	NIA	Hospital Alvorada de Taguatinga Ltda.	Ownership	0.204	UnitedHealth Group Incorporated		2
		.00000	98-1310065				Hospital de Clínicas de Jacarepaguá Ltda.	.BRA	NIA	Esho – Empresa de Serviços Hospitalares S.A.	Ownership	100.000	UnitedHealth Group Incorporated		
		.00000	98-1310065				Hospital de Clínicas de Jacarepaguá Ltda.	.BRA	NIA	Cemed Care – Empresa de Atendimento Clínico Geral Ltda.	Ownership	0.000	UnitedHealth Group Incorporated		2
		.00000	98-1332673				Hospital Santa Helena S.A.	.BRA	NIA	Elual Participações S.A.	Ownership	65.210	UnitedHealth Group Incorporated		2
		.00000	98-1332673				Hospital Santa Helena S.A.	.BRA	NIA	Esho – Empresa de Serviços Hospitalares S.A.	Ownership	33.600	UnitedHealth Group Incorporated		2
		.00000	26-2912304				Humedica, Inc.	.DE	NIA	United HealthCare Services, Inc.	Ownership	100.000	UnitedHealth Group Incorporated		
		.00000	36-4331825				Hygeia Corporation	.DE	NIA	UnitedHealth International, Inc.	Ownership	100.000	UnitedHealth Group Incorporated		
		.00000	98-1106075				Hygeia Corporation (Ontario)	.CAN	NIA	FrontierMEDEX US, Inc.	Ownership	100.000	UnitedHealth Group Incorporated		
		.00000	82-1341098				Illinois Independent Care Network	.DE	NIA	Surgical Care Affiliates, LLC	Ownership	100.000	UnitedHealth Group Incorporated		
		.00000	98-1122694				Imed Star – Serviços de Desempenho Organizacional Ltda.	.BRA	NIA	Optum Health & Technology Serviços do Brasil Ltda.	Ownership	100.000	UnitedHealth Group Incorporated		
		.00000	98-1122694				Imed Star – Serviços de Desempenho Organizacional Ltda.	.BRA	NIA	UHG Brasil Participações S.A.	Ownership	0.000	UnitedHealth Group Incorporated		
		.00000	20-4351923				Impel Consulting Experts, L.L.C.	.TX	NIA	Impel Management Services, L.L.C.	Ownership	100.000	UnitedHealth Group Incorporated		
		.00000	75-2574317				Impel Management Services, L.L.C.	.TX	NIA	USMD Holdings, Inc.	Ownership	100.000	UnitedHealth Group Incorporated		4
		.00000	27-3296953				IN Style OPTICAL, LLC	.MA	NIA	Physician(s) owned	Influence	0.000	UnitedHealth Group Incorporated		4
		.00000	62-1484043				Indian River Surgery Center, Ltd.	.FL	NIA	Endoscopy Center Affiliates, Inc.	Ownership	1.000	UnitedHealth Group Incorporated		
		.00000	26-0711388				Indian River Surgery Properties, LLC	.FL	NIA	Surgery Center of Vero Beach, Inc.	Ownership	100.000	UnitedHealth Group Incorporated		
		.00000	45-4132005				Indiana Care Organization, LLC	.IN	NIA	AHN Target Holdings, LLC	Ownership	100.000	UnitedHealth Group Incorporated		
		.00000	62-1641102				Ingram & Associates, LLC	.TN	NIA	Optum360, LLC	Ownership	100.000	UnitedHealth Group Incorporated		4
		.00000	33-0618077				Inland Faculty Medical Group, Inc.	.CA	NIA	Physician(s) owned	Influence	0.000	UnitedHealth Group Incorporated		4
		.00000	33-0018673				Inland Surgery Center, L.P.	.CA	NIA	Redlands Ambulatory Surgery Center	Influence	51.000	UnitedHealth Group Incorporated		5
		.00000					Imobiliária Apoquindo 3001 S.A.	.CHL	NIA	Imobiliária Apoquindo S.A.	Ownership	99.999	UnitedHealth Group Incorporated		
		.00000					Imobiliária Apoquindo 3001 S.A.	.CHL	NIA	Vida Tres Internacional S.A.	Ownership	0.001	UnitedHealth Group Incorporated		
		.00000	98-1458683				Imobiliária Apoquindo 3600 Ltda.	.CHL	NIA	Banmédica S.A.	Ownership	99.700	UnitedHealth Group Incorporated		
		.00000	98-1458683				Imobiliária Apoquindo 3600 Ltda.	.CHL	NIA	Imobiliária Apoquindo 3001 S.A.	Ownership	0.300	UnitedHealth Group Incorporated		
		.00000	98-1443174				Imobiliária Apoquindo S.A.	.CHL	NIA	Banmédica S.A.	Ownership	100.000	UnitedHealth Group Incorporated		2
		.00000	98-1458682				Imobiliária Clínica Santa María S.A.	.CHL	NIA	Banmédica S.A.	Ownership	99.433	UnitedHealth Group Incorporated		2
		.00000	98-1454653				Imobiliária e Inversiones Alameda S.A.	.CHL	NIA	Banmédica S.A.	Ownership	99.980	UnitedHealth Group Incorporated		
		.00000	98-1454653				Imobiliária e Inversiones Alameda S.A.	.CHL	NIA	Saden S.A.	Ownership	0.020	UnitedHealth Group Incorporated		2
		.00000	98-1460922				Imobiliária Viñamed Ltda.	.CHL	NIA	Administradora Médica Centromed S.A.	Ownership	99.900	UnitedHealth Group Incorporated		2
		.00000	47-5640889				INOVB Surgical at Memorial City, LLC	.TX	NIA	Memorial City Partners, LLC	Ownership	100.000	UnitedHealth Group Incorporated		



SCHEDULE Y  
PART 1A - DETAIL OF INSURANCE HOLDING COMPANY SYSTEM

1	2	3	4	5	6	7	8	9	10	11	12	13	14	15	16
Group Code	Group Name	NAIC Company Code	ID Number	Federal RSSD	CIK	Name of Securities Exchange if Publicly Traded (U.S. or International)	Names of Parent, Subsidiaries Or Affiliates	Domi-ciliary Location	Relation-ship to Reporting Entity	Directly Controlled by (Name of Entity/Person)	Type of Control (Ownership, Board, Management, Attorney-in-Fact, Influence, Other)	If Control is Ownership Provide Percen-tage	Ultimate Controlling Entity(ies)/Person(s)	Is an SCA Filing Re-quired? (Y/N)	*
		.00000	88-0482274				inPharmative, Inc. Inspiris Medical Services of New Jersey, P.C.	.NV	NIA	OptumRx Health Solutions, LLC	Ownership	100.000	UnitedHealth Group Incorporated		.4
		.00000	45-2563134					.NJ	NIA	Physician(s) owned	Influence	0.000	UnitedHealth Group Incorporated		.4
		.00000	27-1561674				INSPIRIS of Michigan Medical Services, P.C.	.MI	NIA	Physician(s) owned	Influence	0.000	UnitedHealth Group Incorporated		.4
		.00000	13-4138668				INSPIRIS of New York IPA, Inc.	.NY	NIA	Inspiris, Inc.	Ownership	100.000	UnitedHealth Group Incorporated		
		.00000	13-4138665				INSPIRIS of New York Management, Inc.	.NY	NIA	Inspiris, Inc.	Ownership	100.000	UnitedHealth Group Incorporated		.4
		.00000	13-4168739				INSPIRIS of New York Medical Services, P.C.	.NY	NIA	Physician(s) owned	Influence	0.000	UnitedHealth Group Incorporated		.4
		.00000	26-2895670				INSPIRIS of Pennsylvania Medical Services, P.C.	.PA	NIA	Physician(s) owned	Influence	0.000	UnitedHealth Group Incorporated		.4
		.00000	26-2885572				INSPIRIS of Texas Physician Group	.TX	NIA	Optum Care Services Company	Ownership	100.000	UnitedHealth Group Incorporated		
		.00000	33-0766366				Inspiris, Inc.	.DE	NIA	Collaborative Care Holdings, LLC COI – Clínicas Oncológicas Integradas S.A.	Ownership	100.000	UnitedHealth Group Incorporated		
		.00000					Instituto do Radium de Campinas Ltda	.BRA	NIA	Esho – Empresa de Serviços Hospitalares S.A.	Ownership	99.990	UnitedHealth Group Incorporated		
		.00000					Instituto do Radium de Campinas Ltda	.BRA	NIA	S.A.	Ownership	0.010	UnitedHealth Group Incorporated		
		.00000	98-1452273				Inversiones Clínicas Santa Maria S.A.	.CHL	NIA	Banmédica S.A.	Ownership	100.000	UnitedHealth Group Incorporated		.5
		.00000					Ironman Holdco II, LLC	.DE	NIA	OptumHealth Holdings, LLC	Influence	41.300	UnitedHealth Group Incorporated		.5
		.00000	98-1448096				Isapre Banmédica S.A.	.CHL	IA	Banmédica S.A.	Ownership	100.000	UnitedHealth Group Incorporated		
		.00000					Isapre Vida Tres S.A.	.CHL	IA	Banmédica S.A.	Ownership	100.000	UnitedHealth Group Incorporated		
		.00000	20-5337793				Johnston Surgicare, L.P.	.RI	NIA	Blackstone Valley Surgicare GP, LLC	Ownership	99.000	UnitedHealth Group Incorporated		
		.00000	20-5337793				Johnston Surgicare, L.P.	.RI	NIA	Surgery Center Holding, LLC	Ownership	1.000	UnitedHealth Group Incorporated		.2
		.00000	74-2544709				Joliet Surgery Center Limited Partnership	.IL	NIA	Surgicare of Joliet, Inc.	Ownership	55.030	UnitedHealth Group Incorporated		.2
		.00000	92-0179889				Knox Diagnostic Imaging Center, LLC	.OH	NIA	American Health Network of Ohio, LLC	Influence	42.000	UnitedHealth Group Incorporated		.5
		.00000	98-1456202				Laboratorio ROE S.A.	.PER	NIA	Pacifico S.A. Entidad Prestadora de Salud	Ownership	99.990	UnitedHealth Group Incorporated		.1
		.00000					Laboratorios Médicos Amed Quilpué S.A.	.CHL	NIA	Centromed Quilpué S.A.	Ownership	99.900	UnitedHealth Group Incorporated		
		.00000					Laboratorios Médicos Amed Quilpué S.A.	.CHL	NIA	Servicios Médicos Amed Quilpué S.A.	Ownership	0.100	UnitedHealth Group Incorporated		
		.00000	61-1028180				Lexington Surgery Center, Ltd.	.KY	NIA	Surgery Center of Lexington, LLC	Influence	73.000	UnitedHealth Group Incorporated		.5
		.00000	36-3468942				LGH-A/GOLF ASTC, L.L.C.	.IL	NIA	Advocate-SCA Partners, LLC	Influence	36.950	UnitedHealth Group Incorporated		.5
		.00000	81-4465348				Liberty Anesthesia Services, LLC	.IL	NIA	SCA-Winchester, LLC	Influence	25.000	UnitedHealth Group Incorporated		.5
		.00000					Life Styles Marketing Group, Inc.	.DE	NIA	USHEALTH Career Agency, Inc.	Ownership	100.000	UnitedHealth Group Incorporated		
		.00000					Lifeprint Accountable Care Organization, LLC								
		.00000	32-0409538					.DE	NIA	Collaborative Care Holdings, LLC	Ownership	100.000	UnitedHealth Group Incorporated		
		.00000	45-3143218				Lifeprint East, Inc.	.DE	NIA	Collaborative Care Holdings, LLC	Ownership	100.000	UnitedHealth Group Incorporated		
		.00000	27-2309024				LifePrint Health, Inc.	.DE	NIA	Collaborative Care Holdings, LLC	Ownership	100.000	UnitedHealth Group Incorporated		
		.00000	75-2225187				LifeStyles Marketing Group, Inc.	.DE	NIA	USHEALTH Career Agency, Inc.	Ownership	100.000	UnitedHealth Group Incorporated		
		.00000	58-2305878				LifelWell, Ltd. Co.	.GA	NIA	HealthScope Benefits, Inc.	Ownership	100.000	UnitedHealth Group Incorporated		
		.00000	58-2305878				LifelWell, Ltd. Co.	.GA	NIA	HealthScope Benefits, Inc.	Ownership	100.000	UnitedHealth Group Incorporated		
		.00000					Litomédica S.A.	.COL	NIA	Clínica del Country S.A.	Influence	0.930	UnitedHealth Group Incorporated		.5
		.00000	39-1974851				Logistics Health, Inc.	.WI	NIA	OptumHealth Holdings, LLC	Ownership	100.000	UnitedHealth Group Incorporated		
		.00000	98-1337963				Lotten-Eyes Oftalmologia Clínica e Cirurgica Ltda.	.BRA	NIA	Hospital Alvorada de Taguatinga Ltda.	Ownership	99.990	UnitedHealth Group Incorporated		.2
		.00000	98-1337963				Lotten-Eyes Oftalmologia Clínica e Cirurgica Ltda.	.BRA	NIA	Esho – Empresa de Serviços Hospitalares S.A.	Ownership	0.000	UnitedHealth Group Incorporated		.2
		.00000	62-1179566				Louisville S.C., Ltd.	.KY	NIA	Surgery Center of Louisville, LLC	Ownership	59.400	UnitedHealth Group Incorporated		.2
		.00000	62-1179538				Louisville-SC Properties, Inc.	.KY	NIA	SC Affiliates, LLC	Ownership	100.000	UnitedHealth Group Incorporated		
		.00000	36-4119519				Loyola Ambulatory Surgery Center at Oakbrook, Inc.	.IL	NIA	ASC Network, LLC	Ownership	100.000	UnitedHealth Group Incorporated		
		.00000	36-4119522				Loyola Ambulatory Surgery Center at Oakbrook, L.P.	.IL	NIA	Loyola Ambulatory Surgery Center at Oakbrook, Inc.	Influence	45.000	UnitedHealth Group Incorporated		.5
		.00000	98-1137620				Lusiadas – Parcerias Cascais, S.A.	.PRT	NIA	Lusiadas, SGPS, S.A.	Ownership	100.000	UnitedHealth Group Incorporated		
		.00000	98-1139095				Lusiadas A.C.E.	.PRT	NIA	Lusiadas, SGPS, S.A.	Ownership	55.000	UnitedHealth Group Incorporated		
		.00000	98-1139095				Lusiadas A.C.E.	.PRT	NIA	Lusiadas, S.A.	Ownership	20.000	UnitedHealth Group Incorporated		
		.00000	98-1139095				Lusiadas A.C.E.	.PRT	NIA	CLISA – Clínica de Santo António, S.A.	Ownership	10.000	UnitedHealth Group Incorporated		
		.00000	98-1139095				Lusiadas A.C.E.	.PRT	NIA	Lusiadas – Parcerias Cascais, S.A.	Ownership	10.000	UnitedHealth Group Incorporated		



SCHEDULE Y  
PART 1A - DETAIL OF INSURANCE HOLDING COMPANY SYSTEM

1	2	3	4	5	6	7	8	9	10	11	12	13	14	15	16
Group Code	Group Name	NAIC Company Code	ID Number	Federal RSSD	CIK	Name of Securities Exchange if Publicly Traded (U.S. or International)	Names of Parent, Subsidiaries Or Affiliates	Domi-ciliary Location	Relation-ship to Reporting Entity	Directly Controlled by (Name of Entity/Person)	Type of Control (Ownership, Board, Management, Attorney-in-Fact, Influence, Other)	If Control is Owner-ship Provide Percen-tage	Ultimate Controlling Entity(ies)/Person(s)	Is an SCA Filing Re-quired? (Y/N)	*
0707	UnitedHealth Group Incorporated	00000	98-1139095				Lusiadas A.C.E.	.PRT	NIA	C�nica M�dico Cir�rgica de Santa Tecla, S.A.	Ownership	5.000	UnitedHealth Group Incorporated		
		00000	98-1139089				Lusiadas, S.A.	.PRT	NIA	Lusiadas, SGPS, S.A.	Ownership	100.000	UnitedHealth Group Incorporated		
		00000	98-1138570				Lusiadas, SGPS, S.A.	.PRT	NIA	AMIL International	Ownership	100.000	UnitedHealth Group Incorporated		
		60321	52-1803283				MAMSI Life and Health Insurance Company	.MD	.IA	United HealthCare Services, Inc.	Ownership	100.000	UnitedHealth Group Incorporated		
		00000	14-1782475				Managed Physical Network, Inc.	.NY	NIA	OptumHealth Care Solutions, LLC	Ownership	100.000	UnitedHealth Group Incorporated		
		00000	20-2880404				March Holdings, Inc.	.CA	NIA	Specialty Benefits, LLC	Ownership	7.353	UnitedHealth Group Incorporated		2
		00000	95-4874334				March Vision Care Group, Incorporated	.CA	NIA	Physician(s) owned	Influence	0.000	UnitedHealth Group Incorporated		4
		00000	27-3115058				March Vision Care IPA, Inc.	.NY	NIA	Physician(s) owned	Influence	0.000	UnitedHealth Group Incorporated		4
		00000	20-3042852				March Vision Care, Inc.	.CA	NIA	March Holdings, Inc.	Ownership	100.000	UnitedHealth Group Incorporated		
		00000	94-3377073				Marin Health Ventures, LLC	.CA	NIA	Marin Specialty Surgery Center, LLC	Influence	100.000	UnitedHealth Group Incorporated		5
		00000	26-2637247				Marin Specialty Surgery Center, LLC	.CA	NIA	MGH/SCA, LLC	Influence	51.000	UnitedHealth Group Incorporated		5
		00000	26-2601943				Marin Surgery Holdings, Inc.	.DE	NIA	SCG Affiliates, LLC	Ownership	100.000	UnitedHealth Group Incorporated		
		00000	52-1456812				Maryland Ambulatory Centers	.MD	NIA	Maryland-SCA Centers, LLC	Ownership	50.000	UnitedHealth Group Incorporated		2
		00000	52-1401791				Maryland-SCA Centers, LLC	.DE	NIA	SC Affiliates, LLC	Ownership	100.000	UnitedHealth Group Incorporated		
		00000					Massachusetts Assurance Company, Ltd. PIC	.CYM	NIA	H&W Indemnity (SPC), Ltd.	Ownership	100.000	UnitedHealth Group Incorporated		
		00000	20-0815305				Massachusetts Avenue Surgery Center, LLC	.MD	NIA	SCA-Bethesda, LLC	Ownership	56.690	UnitedHealth Group Incorporated		2
		00000	43-1967820				MAT-RX DEVELOPMENT, L.L.C.	.TX	NIA	Physician(s) owned	Influence	0.000	UnitedHealth Group Incorporated		4
		00000	62-1600267				McKenzie Surgery Center, L.P.	.TN	NIA	SCA-Eugene, Inc.	Ownership	27.000	UnitedHealth Group Incorporated		
										North American Medical Management					
		00000	42-1741594				MD Ops, Inc.	.CA	NIA	California, Inc.	Ownership	100.000	UnitedHealth Group Incorporated		
0707	UnitedHealth Group Incorporated	96310	52-1169135				MD-Individual Practice Association, Inc.	.MD	.IA	United HealthCare Services, Inc.	Ownership	100.000	UnitedHealth Group Incorporated		
		00000	83-1183650				ME AHS UC LLC	.DE	NIA	Urgent Care MSO, LLC	Ownership	70.000	UnitedHealth Group Incorporated		2
		00000	81-0936574				ME Urgent Care Nebraska, Inc.	.NE	NIA	Physician(s) owned	Influence	0.000	UnitedHealth Group Incorporated		4
										Optum Health & Technology Servi�os do Brasil Ltda.					
		00000	98-1286220				Medalliance Net Ltda.	.BRA	NIA	UHG Brasil Participa��es S.A.	Ownership	100.000	UnitedHealth Group Incorporated		
		00000	98-1286220				Medalliance Net Ltda.	.BRA	NIA	UHG Brasil Participa��es S.A.	Ownership	0.000	UnitedHealth Group Incorporated		
		00000	52-2178531				MEDEX Insurance Services, Inc.	.MD	NIA	FrontierMEDEX, Inc.	Ownership	100.000	UnitedHealth Group Incorporated		
		00000	20-3824377				MedExpress Development, LLC	.FL	NIA	Urgent Care MSO, LLC	Ownership	100.000	UnitedHealth Group Incorporated		
		00000	81-4550969				MedExpress Primary Care Arizona P.C.	.AZ	NIA	Physician(s) owned	Influence	0.000	UnitedHealth Group Incorporated		4
		00000	82-3384324				MedExpress Primary Care Maryland, P.C.	.MD	NIA	Physician(s) owned	Influence	0.000	UnitedHealth Group Incorporated		4
		00000	82-1096099				MedExpress Primary Care Massachusetts, P.C.	.MA	NIA	Physician(s) owned	Influence	0.000	UnitedHealth Group Incorporated		4
		00000	81-4396738				MedExpress Primary Care Minnesota P.C.	.MN	NIA	Physician(s) owned	Influence	0.000	UnitedHealth Group Incorporated		4
		00000	83-1077265				MedExpress Primary Care Oklahoma, P.C.	.OK	NIA	Physician(s) owned	Influence	0.000	UnitedHealth Group Incorporated		4
							MedExpress Primary Care South Carolina, P.C.								
		00000	83-0764858					.SC	NIA	Physician(s) owned	Influence	0.000	UnitedHealth Group Incorporated		4
		00000	82-3395792				MedExpress Primary Care Virginia, P.C.	.VA	NIA	Physician(s) owned	Influence	0.000	UnitedHealth Group Incorporated		4
		00000	82-4401181				MedExpress Primary Care West Virginia, Inc.	.WV	NIA	Physician(s) owned	Influence	0.000	UnitedHealth Group Incorporated		4
		00000	81-4563448				MedExpress Primary Care Wisconsin, S.C.	.WI	NIA	Physician(s) owned	Influence	0.000	UnitedHealth Group Incorporated		4
		00000	45-5388778				MedExpress Urgent Care – New Jersey, P.C.	.NJ	NIA	Physician(s) owned	Influence	0.000	UnitedHealth Group Incorporated		4
		00000	83-2089623				MedExpress Urgent Care – Northern New Jersey PC	.NJ	NIA	Physician(s) owned	Influence	0.000	UnitedHealth Group Incorporated		4
		00000	32-0533926				MedExpress Urgent Care Alabama, LLC	.AL	NIA	Urgent Care Holdings, Inc.	Ownership	100.000	UnitedHealth Group Incorporated		
		00000	81-4030280				MedExpress Urgent Care Arizona, P.C.	.AZ	NIA	Physician(s) owned	Influence	0.000	UnitedHealth Group Incorporated		4
		00000	46-4348120				MedExpress Urgent Care Arkansas, P.A.	.AR	NIA	Physician(s) owned	Influence	0.000	UnitedHealth Group Incorporated		4
		00000	82-0930142				MedExpress Urgent Care California, P.C.	.CA	NIA	Physician(s) owned	Influence	0.000	UnitedHealth Group Incorporated		4
		00000	81-1956812				MedExpress Urgent Care Connecticut, P.C.	.CT	NIA	Physician(s) owned	Influence	0.000	UnitedHealth Group Incorporated		4
		00000	82-1135336				MedExpress Urgent Care Idaho, P.C.	.ID	NIA	Physician(s) owned	Influence	0.000	UnitedHealth Group Incorporated		4
		00000	47-4308614				MedExpress Urgent Care Illinois, P.C.	.IL	NIA	Physician(s) owned	Influence	0.000	UnitedHealth Group Incorporated		4
		00000	81-5353472				MedExpress Urgent Care Iowa, P.C.	.IA	NIA	Physician(s) owned	Influence	0.000	UnitedHealth Group Incorporated		4
		00000	47-1919283				MedExpress Urgent Care Kansas, P.A.	.KS	NIA	Physician(s) owned	Influence	0.000	UnitedHealth Group Incorporated		4
		00000	82-1719888				MedExpress Urgent Care Maine, Inc.	.ME	NIA	Urgent Care Holdings, Inc.	Ownership	100.000	UnitedHealth Group Incorporated		
		00000	81-1125396				MedExpress Urgent Care Minnesota P.C.	.MN	NIA	Physician(s) owned	Influence	0.000	UnitedHealth Group Incorporated		4
		00000	47-3132625				MedExpress Urgent Care Missouri P.C.	.MO	NIA	Physician(s) owned	Influence	0.000	UnitedHealth Group Incorporated		4



**SCHEDULE Y**  
**PART 1A - DETAIL OF INSURANCE HOLDING COMPANY SYSTEM**

1	2	3	4	5	6	7	8	9	10	11	12	13	14	15	16
Group Code	Group Name	NAIC Company Code	ID Number	Federal RSSD	CIK	Name of Securities Exchange if Publicly Traded (U.S. or International)	Names of Parent, Subsidiaries Or Affiliates	Domi-ciliary Location	Relation-ship to Reporting Entity	Directly Controlled by (Name of Entity/Person)	Type of Control (Ownership, Board, Management, Attorney-in-Fact, Influence, Other)	If Control is Ownership Provide Percentage	Ultimate Controlling Entity(ies)/Person(s)	Is an SCA Filing Re-quired? (Y/N)	*
		.00000	82-0631738				MedExpress Urgent Care New Hampshire, Inc.	.NH	NIA	Urgent Care Holdings, Inc.	Ownership	100.000	UnitedHealth Group Incorporated		
		.00000	81-5138747				MedExpress Urgent Care North Carolina, P.C.	.NC	NIA	Physician(s) owned	Influence	0.000	UnitedHealth Group Incorporated		.4
							MedExpress Urgent Care of Boynton Beach, LLC								
		.00000	20-2545363					.FL	NIA	MedExpress Development, LLC	Ownership	100.000	UnitedHealth Group Incorporated		
		.00000	82-1919436				MedExpress Urgent Care Oregon, P.C.	.OR	NIA	Physician(s) owned	Influence	0.000	UnitedHealth Group Incorporated		.4
		.00000	81-5362765				MedExpress Urgent Care Rhode Island, P.C.	.RI	NIA	Physician(s) owned	Influence	0.000	UnitedHealth Group Incorporated		.4
		.00000	81-5380706				MedExpress Urgent Care South Carolina, P.C.	.SC	NIA	Physician(s) owned	Influence	0.000	UnitedHealth Group Incorporated		.4
		.00000	47-5147441				MedExpress Urgent Care Texas, P.A.	.TX	NIA	Physician(s) owned	Influence	0.000	UnitedHealth Group Incorporated		.4
		.00000	82-2443118				MedExpress Urgent Care Washington, P.C.	.WA	NIA	Physician(s) owned	Influence	0.000	UnitedHealth Group Incorporated		.4
		.00000	81-4281678				MedExpress Urgent Care Wisconsin, S.C.	.WI	NIA	Physician(s) owned	Influence	0.000	UnitedHealth Group Incorporated		.4
		.00000					MedExpress Urgent Care, Inc. - Ohio	.OH	NIA	Urgent Care Holdings, Inc.	Ownership	100.000	UnitedHealth Group Incorporated		
							MedExpress Urgent Care, Inc. - West Virginia								
		.00000	26-4546400					.WV	NIA	Physician(s) owned	Influence	0.000	UnitedHealth Group Incorporated		.4
		.00000	47-1804667				MedExpress Urgent Care, P.C. - Georgia	.GA	NIA	Physician(s) owned	Influence	0.000	UnitedHealth Group Incorporated		.4
		.00000	90-0929572				MedExpress Urgent Care, P.C. - Indiana	.IN	NIA	Physician(s) owned	Influence	0.000	UnitedHealth Group Incorporated		.4
		.00000	45-3461101				MedExpress Urgent Care, P.C. - Maryland	.MD	NIA	Physician(s) owned	Influence	0.000	UnitedHealth Group Incorporated		.4
							MedExpress Urgent Care, P.C. - Massachusetts								
		.00000	47-1857908					.MA	NIA	Physician(s) owned	Influence	0.000	UnitedHealth Group Incorporated		.4
		.00000	46-4793937				MedExpress Urgent Care, P.C. - Michigan	.MI	NIA	Physician(s) owned	Influence	0.000	UnitedHealth Group Incorporated		.4
		.00000	47-1824365				MedExpress Urgent Care, P.C. - Oklahoma	.OK	NIA	Physician(s) owned	Influence	0.000	UnitedHealth Group Incorporated		.4
		.00000	26-3750502				MedExpress Urgent Care, P.C. - Pennsylvania	.PA	NIA	Physician(s) owned	Influence	0.000	UnitedHealth Group Incorporated		.4
		.00000	45-4973138				MedExpress Urgent Care, P.C. - Tennessee	.TN	NIA	Physician(s) owned	Influence	0.000	UnitedHealth Group Incorporated		.4
		.00000	45-3123110				MedExpress Urgent Care, P.C. - Virginia	.VA	NIA	Physician(s) owned	Influence	0.000	UnitedHealth Group Incorporated		.4
		.00000	83-1565124				MedExpress Urgent Care, P.S.C. - Kentucky	.KY	NIA	Physician(s) owned	Influence	0.000	UnitedHealth Group Incorporated		.4
		.00000	45-5436856				MedExpress, Inc. - Delaware	.DE	NIA	Physician(s) owned	Influence	0.000	UnitedHealth Group Incorporated		.4
.0707	UnitedHealth Group Incorporated	.12756	20-3391186				Medica Health Plans of Florida, Inc.	.FL	.IA	United HealthCare Services, Inc.	Ownership	100.000	UnitedHealth Group Incorporated		
.0707	UnitedHealth Group Incorporated	.12155	01-0788576				Medica HealthCare Plans, Inc.	.FL	.IA	United HealthCare Services, Inc.	Ownership	100.000	UnitedHealth Group Incorporated		
		.00000	75-2566987				Medical Clinic of North Texas PLLC	.TX	NIA	USMD Affiliated Services	Ownership	100.000	UnitedHealth Group Incorporated		
		.00000	75-2566987				Medical Clinic of North Texas PLLC	.TX	NIA	USMD Affiliated Services	Influence	100.000	UnitedHealth Group Incorporated		.5
		.00000					Medical Hilfe S.A.	.CHL	NIA	Home Medical S.A.	Ownership	100.000	UnitedHealth Group Incorporated		
							Medical Support Los Angeles, A Medical Corporation	.CA	NIA	Physician(s) owned	Influence	0.000	UnitedHealth Group Incorporated		.4
		.00000	95-4708497				Medical Support Los Angeles, Inc.	.CA	NIA	MSLA Management LLC	Ownership	100.000	UnitedHealth Group Incorporated		
		.00000	26-0636717				Medical Surgical Centers of America, Inc.	.DE	NIA	ASC Network, LLC	Ownership	100.000	UnitedHealth Group Incorporated		
		.00000	32-0037402				Medical Transportation Services, LLC	.FL	NIA	United HealthCare Services, Inc.	Ownership	100.000	UnitedHealth Group Incorporated		
		.00000	20-4635837				Medication Management Systems, Inc.	.MN	NIA	Genoa Healthcare LLC	Ownership	100.000	UnitedHealth Group Incorporated		
		.00000	75-2515691				MedSynergies, LLC	.DE	NIA	Mustang Razorback Holdings, Inc.	Ownership	100.000	UnitedHealth Group Incorporated		
		.00000	58-2101921				Melbourne Surgery Center, LLC	.GA	NIA	Surgical Care Partners of Melbourne, LLC	Ownership	100.000	UnitedHealth Group Incorporated		
		.00000	82-4964787				Memorial City Holdings, LLC	.DE	NIA	SCA-Memorial City, LLC	Ownership	51.000	UnitedHealth Group Incorporated		.2
		.00000	82-3689333				Memorial City Partners, LLC	.DE	NIA	Memorial City Holdings, LLC	Ownership	51.000	UnitedHealth Group Incorporated		.2
		.00000	95-4688463				Memorial Healthcare IPA, GP	.CA	NIA	Physician(s) owned	Influence	0.000	UnitedHealth Group Incorporated		.4
							MemorialCare Surgical Center at Orange Coast, LLC	.CA	NIA	Beach Surgical Holdings LLC	Influence	51.000	UnitedHealth Group Incorporated		.5
		.00000	26-1394069				MemorialCare Surgical Center at Saddleback, LLC	.CA	NIA	Beach Surgical Holdings LLC	Ownership	54.723	UnitedHealth Group Incorporated		
		.00000	20-3678259				Memphis-SC, LLC	.TN	NIA	SCA-Shelby Development Corp.	Ownership	100.000	UnitedHealth Group Incorporated		
		.00000	62-1590322				Memphis-SP, LLC	.TN	NIA	Shelby Surgery Properties, Inc.	Ownership	100.000	UnitedHealth Group Incorporated		
		.00000	27-0203906				Mesquite Liberty, LLC	.NV	NIA	Sierra Health Services, Inc.	Ownership	80.357	UnitedHealth Group Incorporated		.2
		.00000	59-3392313				Metro I Stone Management, Ltd.	.TX	NIA	Physician(s) owned	Influence	0.000	UnitedHealth Group Incorporated		.4
		.00000	52-2303928				Metropolitan Medical Partners, LLC	.MD	NIA	SCA-Chevy Chase, LLC	Ownership	61.720	UnitedHealth Group Incorporated		.2
							Metropolitan Medical Transportation IPA, LLC								
		.00000	20-8998927					.NY	NIA	TriMed, LLC	Ownership	100.000	UnitedHealth Group Incorporated		
		.00000	38-3861395				MGH/SCA, LLC	.CA	NIA	Marin Surgery Holdings, Inc.	Ownership	99.000	UnitedHealth Group Incorporated		
		.00000	27-2252446				MHC Real Estate Holdings, LLC	.CA	NIA	Monarch Management Services, Inc.	Ownership	100.000	UnitedHealth Group Incorporated		



SCHEDULE Y  
PART 1A - DETAIL OF INSURANCE HOLDING COMPANY SYSTEM

1	2	3	4	5	6	7	8	9	10	11	12	13	14	15	16
Group Code	Group Name	NAIC Company Code	ID Number	Federal RSSD	CIK	Name of Securities Exchange if Publicly Traded (U.S. or International)	Names of Parent, Subsidiaries Or Affiliates	Domi-ciliary Location	Relation-ship to Reporting Entity	Directly Controlled by (Name of Entity/Person)	Type of Control (Ownership, Board, Management, Attorney-in-Fact, Influence, Other)	If Control is Owner-ship Provide Per-centage	Ultimate Controlling Entity(ies)/Person(s)	Is an SCA Filing Re-quired? (Y/N)	*
		.00000	80-0507474				MIHC, Inc.	CA	NIA	Physician(s) owned	Influence	0.000	UnitedHealth Group Incorporated		4
		.00000	36-4600281				MIAMI SURGERY CENTER, LLC	DE	NIA	SCA-Doral, LLC	Ownership	50.180	UnitedHealth Group Incorporated		2
		.00000	20-3345412				Midlands Orthopaedics Surgery Center, LLC	SC	NIA	SCA-Midlands, LLC	Ownership	49.000	UnitedHealth Group Incorporated		
		.00000	20-8103522				Midwest Center for Day Surgery, LLC	IL	NIA	Advocate-SCA Partners, LLC	Ownership	53.880	UnitedHealth Group Incorporated		2
.0707	UnitedHealth Group Incorporated	.66087	62-0724538				Mid-West National Life Insurance Company of Tennessee	TX	IA	HealthMarkets, LLC	Ownership	100.000	UnitedHealth Group Incorporated		
		.00000	83-0543458				Mile High SurgiCenter, LLC	CO	NIA	SCA-Denver Physicians Holdings, LLC	Ownership	55.000	UnitedHealth Group Incorporated		2
		.00000	27-2439806				Mississippi Surgery Holdings, LLC	DE	NIA	SCA Surgery Holdings, LLC	Ownership	100.000	UnitedHealth Group Incorporated		
							Mississippi Surgical Center Limited Partnership	MS	NIA	Mississippi Surgery Holdings, LLC	Ownership	100.000	UnitedHealth Group Incorporated		
		.00000	62-1417391				Mobile Medical Services, P.C.	NY	NIA	Physician(s) owned	Influence	0.000	UnitedHealth Group Incorporated		4
		.00000	30-0445773				Mobile-SC, LTD.	AL	NIA	Physician(s) owned	Influence	0.000	UnitedHealth Group Incorporated		4
							Modality Accountable Care Organisation Limited	GBR	NIA	Optum UK Solutions Group Limited	Influence	100.000	UnitedHealth Group Incorporated		5
		.00000	31-1191553				Modern Medical, Inc.	OH	NIA	Healthcare Solutions, Inc.	Ownership	100.000	UnitedHealth Group Incorporated		
		.00000	22-3935634				Monarch Health Plan, Inc.	CA	NIA	Physician(s) owned	Influence	0.000	UnitedHealth Group Incorporated		4
		.00000	33-0587660				Monarch HealthCare, A Medical Group, Inc.	CA	NIA	Physician(s) owned	Influence	0.000	UnitedHealth Group Incorporated		4
		.00000	30-0606451				Monarch Hospice, LLC	CA	NIA	Physician(s) owned	Influence	0.000	UnitedHealth Group Incorporated		4
		.00000	45-3142852				Monarch Management Services, Inc.	DE	NIA	Collaborative Care Holdings, LLC	Ownership	100.000	UnitedHealth Group Incorporated		
							Montgomery Surgery Center Limited Partnership								
		.00000	52-1401868					MD	NIA	Maryland Ambulatory Centers	Ownership	77.000	UnitedHealth Group Incorporated		2
		.00000	20-5892451				Mosaic Management Services, Inc.	CA	NIA	Physician(s) owned	Influence	0.000	UnitedHealth Group Incorporated		4
		.00000	35-2566612				Mountain View Medical Group, LLC	CO	NIA	OptumCare Holdings Colorado, LLC	Ownership	100.000	UnitedHealth Group Incorporated		
		.00000	81-1633765				MSLA Management LLC	DE	NIA	Logistics Health, Inc.	Ownership	100.000	UnitedHealth Group Incorporated		
		.00000	62-1506649				Mt. Pleasant Surgery Center, L.P.	TN	NIA	SCA-Mt. Pleasant, LLC	Ownership	99.000	UnitedHealth Group Incorporated		2
										Esho – Empresa de Serviços Hospitalares S.A.	Ownership	93.000	UnitedHealth Group Incorporated		2
		.00000	98-1285432				Multiangio Ltda.	BRA	NIA						
		.00000	20-4209261				Muskogee Surgical Investors, LLC	OK	NIA	Surgery Center of Muskogee, LLC	Ownership	100.000	UnitedHealth Group Incorporated		
		.00000	47-1935798				Mustang Razorback Holdings, Inc.	DE	NIA	OptumInsight, Inc.	Ownership	100.000	UnitedHealth Group Incorporated		
		.00000	26-2564744				My Wellness Solutions, LLC	DE	NIA	OptumHealth Care Solutions, LLC	Ownership	100.000	UnitedHealth Group Incorporated		
		.00000	20-3236839				NAMM Holdings, Inc.	DE	NIA	Aveta Inc.	Ownership	100.000	UnitedHealth Group Incorporated		
		.00000	56-2627070				NAMM Medical Group Holdings, Inc.	CA	NIA	Physician(s) owned	Influence	0.000	UnitedHealth Group Incorporated		4
		.00000	61-1627269				NAMM MGH, Inc.	CA	NIA	Physician(s) owned	Influence	0.000	UnitedHealth Group Incorporated		4
		.00000	62-1468431				Nashville-SCA Surgery Centers, Inc.	TN	NIA	SC Affiliates, LLC	Ownership	100.000	UnitedHealth Group Incorporated		
		.98205	73-1187572				National Foundation Life Insurance Company	TX	IA	Enterprise Life Insurance Company	Ownership	100.000	UnitedHealth Group Incorporated		
.0707	UnitedHealth Group Incorporated	.00000	47-2336925				National MedTrans, LLC	NY	NIA	Specialty Benefits, LLC	Ownership	100.000	UnitedHealth Group Incorporated		
		.95251	76-0196559				National Pacific Dental, Inc.	TX	IA	Dental Benefit Providers, Inc.	Ownership	100.000	UnitedHealth Group Incorporated		
		.00000	36-3549627				National Surgery Centers, LLC	DE	NIA	Surgical Care Affiliates, LLC	Ownership	100.000	UnitedHealth Group Incorporated		
		.00000	84-2283691				Naviguard, Inc.	DE	NIA	UnitedHealth Group Ventures, LLC	Ownership	100.000	UnitedHealth Group Incorporated		
.0707	UnitedHealth Group Incorporated	.95123	65-0996107				Neighborhood Health Partnership, Inc.	FL	IA	UnitedHealthcare, Inc.	Ownership	100.000	UnitedHealth Group Incorporated		
		.00000	20-4755277				Netwerkes, LLC	TN	NIA	Optum360 Solutions, LLC	Ownership	100.000	UnitedHealth Group Incorporated		
		.95758	88-0228572				Nevada Pacific Dental	NV	IA	Dental Benefit Providers, Inc.	Ownership	100.000	UnitedHealth Group Incorporated		
							New Orleans Regional Physician Hospital Organization, L.L.C.	LA	NIA	UnitedHealthcare, Inc.	Ownership	100.000	UnitedHealth Group Incorporated		
		.00000	84-1250135				New West Physicians, Inc.	CO	NIA	Newton Holdings, LLC	Ownership	100.000	UnitedHealth Group Incorporated		
		.00000					New York Proton Management, LLC	NY	NIA	ProHealth Proton Center Management, LLC	Influence	33.570	UnitedHealth Group Incorporated		5
		.00000	30-1080342				Newton Holdings, LLC	DE	NIA	Collaborative Care Holdings, LLC	Ownership	80.100	UnitedHealth Group Incorporated		2
							North American Medical Management California, Inc.	TN	NIA	NAMM Holdings, Inc.	Ownership	100.000	UnitedHealth Group Incorporated		
		.00000	33-0673955												
		.00000	27-2248103				North Dallas Surgical Center, LLC	DE	NIA	THR-SCA Holdings, LLC	Influence	0.000	UnitedHealth Group Incorporated		5
							North Puget Sound Center for Sleep Disorders, LLC								
		.00000	20-1023581					WA	NIA	Everett MSO, Inc.	Ownership	71.250	UnitedHealth Group Incorporated		2
.0707	UnitedHealth Group Incorporated	.00000	20-2564137				North Puget Sound Oncology Equipment Leasing Company, LLC	WA	NIA	Everett MSO, Inc.	Ownership	100.000	UnitedHealth Group Incorporated		



SCHEDULE Y  
PART 1A - DETAIL OF INSURANCE HOLDING COMPANY SYSTEM

1	2	3	4	5	6	7	8	9	10	11	12	13	14	15	16
Group Code	Group Name	NAIC Company Code	ID Number	Federal RSSD	CIK	Name of Securities Exchange if Publicly Traded (U.S. or International)	Names of Parent, Subsidiaries Or Affiliates	Domi-ciliary Location	Relation-ship to Reporting Entity	Directly Controlled by (Name of Entity/Person)	Type of Control (Ownership, Board, Management, Attorney-in-Fact, Influence, Other)	If Control is Owner-ship Provide Percen-tage	Ultimate Controlling Entity(ies)/Person(s)	Is an SCA Filing Re-quired? (Y/N)	*
0707	UnitedHealth Group Incorporated	00000	88-0245121	3202702			Northern Nevada Health Network, Inc.	NV	NIA	Sierra Health Services, Inc.	Ownership	100.000	UnitedHealth Group Incorporated		
		00000	63-1240726				Northern Rockies Surgery Center, L.P.	TN	NIA	Northern Rockies Surgicenter, Inc.	Influence	40.000	UnitedHealth Group Incorporated		5
		00000	81-0399251				Northern Rockies Surgicenter, Inc.	MT	NIA	National Surgery Centers, LLC	Ownership	100.000	UnitedHealth Group Incorporated		
		00000	95-4748023				Northridge Medical Group, Inc.	CA	NIA	Physician(s) owned	Influence	0.000	UnitedHealth Group Incorporated		4
		00000	37-1007387				Northwest Surgicare, LLC	DE	NIA	Surgery Center Holding, LLC	Ownership	100.000	UnitedHealth Group Incorporated		
		00000	75-2494046				Northwest Surgicare, Ltd.	IL	NIA	Northwest Surgicare, LLC	Ownership	62.000	UnitedHealth Group Incorporated		2
		00000	61-1855159				NPN IPA Washington, PLLC	WA	NIA	Physician(s) owned	Influence	0.000	UnitedHealth Group Incorporated		4
		00000	56-1754480				NSC Fayetteville, LLC	DE	NIA	National Surgery Centers, LLC	Ownership	100.000	UnitedHealth Group Incorporated		
		00000	56-1963226				NSC Greensboro West, LLC	DE	NIA	National Surgery Centers, LLC	Ownership	49.000	UnitedHealth Group Incorporated		
		00000	56-1775016				NSC Greensboro, LLC	DE	NIA	National Surgery Centers, LLC	Ownership	100.000	UnitedHealth Group Incorporated		
		00000	36-4210296				NSC Lancaster, LLC	DE	NIA	National Surgery Centers, LLC	Ownership	100.000	UnitedHealth Group Incorporated		
		00000	91-1553479				NSC Seattle, Inc.	WA	NIA	National Surgery Centers, LLC	Ownership	100.000	UnitedHealth Group Incorporated		
		00000	33-0812824				NSC Upland, LLC	DE	NIA	National Surgery Centers, LLC	Ownership	100.000	UnitedHealth Group Incorporated		
		00000	46-5025690				NYSCA, LLC	NY	NIA	Surgical Care Affiliates, LLC	Influence	33.000	UnitedHealth Group Incorporated		5
		00000	83-4364718				OC Cardiology Practice Partners, LLC	DE	NIA	SC Affiliates, LLC	Ownership	100.000	UnitedHealth Group Incorporated		
		00000	98-1454609				Omesa S.A.	CHL	NIA	Vidaintegra S.A.	Ownership	99.990	UnitedHealth Group Incorporated		
		00000	98-1454609				Omesa S.A.	CHL	NIA	Saden S.A.	Ownership	0.010	UnitedHealth Group Incorporated		
		00000	27-0062838				OmniClaim, LLC	DE	NIA	Equian Parent Corp.	Ownership	100.000	UnitedHealth Group Incorporated		
		00000	98-1456252				Onococare S.A.C.	PER	NIA	Pacifico S.A. Entidad Prestadora de Salud	Ownership	80.000	UnitedHealth Group Incorporated		2
		00000	52-2129786				OneNet PPO, LLC	MD	NIA	UHC Holdings, Inc.	Ownership	100.000	UnitedHealth Group Incorporated		
		00000	26-1914835				OPHTHALMOLOGY SURGERY CENTER OF DALLAS, LLC	TX	NIA	THR-SCA Holdings, LLC	Ownership	0.000	UnitedHealth Group Incorporated		
		96940	52-1518174				Optimum Choice, Inc.	MD	IA	United HealthCare Services, Inc.	Ownership	100.000	UnitedHealth Group Incorporated		
		00000	47-0858534				Optum Bank, Inc.	UT	NIA	OptumHealth Financial Services, Inc.	Ownership	100.000	UnitedHealth Group Incorporated		
		00000	36-3437660				Optum Biometrics, Inc.	IL	NIA	OptumHealth Care Solutions, LLC	Ownership	100.000	UnitedHealth Group Incorporated		
		00000	26-0683057				Optum Care Services Company	TN	NIA	Inspiris, Inc.	Ownership	100.000	UnitedHealth Group Incorporated		
		00000	83-1959511				Optum Care, Inc.	DE	NIA	Collaborative Care Services, Inc.	Ownership	100.000	UnitedHealth Group Incorporated		
		00000	75-2778455				Optum Clinic, P.A.	TX	NIA	Physician(s) owned	Influence	0.000	UnitedHealth Group Incorporated		4
		00000	37-1782217				Optum Clinics Holdings, Inc.	DE	NIA	Collaborative Care Holdings, LLC	Ownership	100.000	UnitedHealth Group Incorporated		
		00000	38-3969193				Optum Clinics Intermediate Holdings, Inc.	DE	NIA	Optum Clinics Holdings, Inc.	Ownership	100.000	UnitedHealth Group Incorporated		
		00000					Optum Digital Health Holdings, LLC	DE	NIA	Consumer Wellness Solutions, Inc.	Ownership	100.000	UnitedHealth Group Incorporated		
		00000								UnitedHealthcare International VIII S.à r.l.					
		00000	98-1325466				Optum Finance (Ireland) Unlimited Company	IRL	NIA		Ownership	100.000	UnitedHealth Group Incorporated		
		00000	98-1103015				Optum Global Solutions (India) Private Limited	IND	NIA	Optum Global Solutions International B.V.	Ownership	99.999	UnitedHealth Group Incorporated		
		00000	98-1103015				Optum Global Solutions (India) Private Limited	IND	NIA	UnitedHealth International, Inc.	Ownership	0.001	UnitedHealth Group Incorporated		
		00000	98-1097776				Optum Global Solutions (Philippines), Inc.	PHL	NIA	Optum Global Solutions International B.V.	Ownership	99.991	UnitedHealth Group Incorporated		2
		00000	98-1201187				Optum Global Solutions International B.V.	NLD	NIA	Optum Technology, LLC	Ownership	97.480	UnitedHealth Group Incorporated		
		00000	98-1201187				Optum Global Solutions International B.V.	NLD	NIA	OptumHealth International B.V.	Ownership	2.520	UnitedHealth Group Incorporated		
		00000	04-3574101				Optum Government Solutions, Inc.	DE	NIA	OptumInsight, Inc.	Ownership	100.000	UnitedHealth Group Incorporated		
		00000	84-3719654				Optum Growth Partners, LLC	DE	NIA	Optum, Inc.	Ownership	100.000	UnitedHealth Group Incorporated		
		00000					Optum Health & Technology (Hong Kong) Limited	CHN	NIA	OptumHealth International B.V.	Ownership	100.000	UnitedHealth Group Incorporated		
		00000													
		00000	98-1095799				Optum Health & Technology (India) Private Limited	IND	NIA	OptumHealth International B.V.	Ownership	99.999	UnitedHealth Group Incorporated		
		00000	98-1095799				Optum Health & Technology (India) Private Limited	IND	NIA	United Behavioral Health	Ownership	0.001	UnitedHealth Group Incorporated		
		00000	98-1097886				Optum Health & Technology (Singapore) Pte. Ltd.	SGP	NIA	OptumHealth International B.V.	Ownership	100.000	UnitedHealth Group Incorporated		
		00000	20-2149493				Optum Health & Technology (US), LLC	MO	NIA	OptumHealth Holdings, LLC	Ownership	100.000	UnitedHealth Group Incorporated		
		00000					Optum Health & Technology Holdings (US), Inc.	MO	NIA		Ownership	100.000	UnitedHealth Group Incorporated		
		00000	43-1747235							Optum, Inc.	Ownership	100.000	UnitedHealth Group Incorporated		
		00000	98-1184561				Optum Health & Technology Serviços do Brasil Ltda.	BRA	NIA	Optum Global Solutions International B.V.	Ownership	99.998	UnitedHealth Group Incorporated		



SCHEDULE Y  
PART 1A - DETAIL OF INSURANCE HOLDING COMPANY SYSTEM

1	2	3	4	5	6	7	8	9	10	11	12	13	14	15	16
Group Code	Group Name	NAIC Company Code	ID Number	Federal RSSD	CIK	Name of Securities Exchange if Publicly Traded (U.S. or International)	Names of Parent, Subsidiaries Or Affiliates	Domi-ciliary Location	Relation-ship to Reporting Entity	Directly Controlled by (Name of Entity/Person)	Type of Control (Ownership, Board, Management, Attorney-in-Fact, Influence, Other)	If Control is Owner-ship Provide Percen-tage	Ultimate Controlling Entity(ies)/Person(s)	Is an SCA Filing Re-quired? (Y/N)	*
		.00000	98-1184561				Optum Health & Technology Serviços do Brasil Ltda.	.BRA	NIA	OptumInsight, Inc.	Ownership	0.002	UnitedHealth Group Incorporated		
		.00000	98-1276517				Optum Health and Technology FZ-LLC	.ARE	NIA	Optum Global Solutions International B.V.	Ownership	100.000	UnitedHealth Group Incorporated		
		.00000	98-1097921				Optum Health Services (Canada) Ltd.	.CAN	NIA	Optum Health & Technology Holdings (US), Inc.	Ownership	100.000	UnitedHealth Group Incorporated		
		.00000	98-1406274				Optum Health Solutions (Australia) Pty Ltd.	.AUS	NIA	Optum UK Solutions Group Limited	Ownership	100.000	UnitedHealth Group Incorporated		
		.00000	98-1147355				Optum Health Solutions (UK) Limited	.GBR	NIA	Optum UK Solutions Group Limited	Ownership	100.000	UnitedHealth Group Incorporated		
		.00000	58-2068880				Optum Healthcare of Illinois, Inc.	.GA	NIA	Optum Women's and Children's Health, LLC	Ownership	100.000	UnitedHealth Group Incorporated		
		.00000	20-0212381				Optum Hospice Pharmacy Services, LLC	.DE	NIA	OptumRx Health Solutions, LLC	Ownership	100.000	UnitedHealth Group Incorporated		
		.00000	11-2997132				Optum Infusion Services 100, Inc.	.NY	NIA	BriovaRx Infusion Services, Inc.	Ownership	100.000	UnitedHealth Group Incorporated		
		.00000	11-3485985				Optum Infusion Services 101, Inc.	.NY	NIA	Optum Infusion Services 100, Inc.	Ownership	100.000	UnitedHealth Group Incorporated		
		.00000	27-1533840				Optum Infusion Services 103, LLC	.DE	NIA	Serquinox Holdings LLC	Ownership	100.000	UnitedHealth Group Incorporated		
		.00000	55-0802777				Optum Infusion Services 201, Inc.	.FL	NIA	Ambient Healthcare, Inc.	Ownership	100.000	UnitedHealth Group Incorporated		
		.00000	20-4881413				Optum Infusion Services 202, Inc.	.FL	NIA	Ambient Healthcare, Inc.	Ownership	100.000	UnitedHealth Group Incorporated		
		.00000	33-1012700				Optum Infusion Services 203, Inc.	.FL	NIA	Ambient Healthcare, Inc.	Ownership	100.000	UnitedHealth Group Incorporated		
		.00000	26-3738273				Optum Infusion Services 205, Inc.	.FL	NIA	Ambient Healthcare, Inc.	Ownership	100.000	UnitedHealth Group Incorporated		
		.00000	63-1284325				Optum Infusion Services 206, Inc.	.AL	NIA	Ambient Healthcare, Inc.	Ownership	100.000	UnitedHealth Group Incorporated		
		.00000	63-0964525				Optum Infusion Services 207, Inc.	.AL	NIA	Optum Infusion Services 206, Inc.	Ownership	100.000	UnitedHealth Group Incorporated		
		.00000	20-4963945				Optum Infusion Services 208, Inc.	.NC	NIA	Ambient Healthcare, Inc.	Ownership	100.000	UnitedHealth Group Incorporated		
		.00000	75-2196224				Optum Infusion Services 301, LP	.OK	NIA	BriovaRx Infusion Services, Inc.	Ownership	99.950	UnitedHealth Group Incorporated		
		.00000	75-2196224				Optum Infusion Services 301, LP	.OK	NIA	BriovaRx Infusion Services 305, LLC	Ownership	0.050	UnitedHealth Group Incorporated		
		.00000	27-0668812				Optum Infusion Services 302, LLC	.NE	NIA	BriovaRx Infusion Services, Inc.	Ownership	100.000	UnitedHealth Group Incorporated		
		.00000	20-3741084				Optum Infusion Services 308, LLC	.AZ	NIA	SCP Specialty Infusion, LLC	Ownership	100.000	UnitedHealth Group Incorporated		
		.00000	02-0653265				Optum Infusion Services 401, LLC	.CA	NIA	SCP Specialty Infusion, LLC	Ownership	100.000	UnitedHealth Group Incorporated		
		.00000	47-0941801				Optum Infusion Services 403, LLC	.CA	NIA	SCP Specialty Infusion, LLC	Ownership	100.000	UnitedHealth Group Incorporated		
		.00000	93-1103256				Optum Infusion Services 404, LLC	.OR	NIA	SCP Specialty Infusion, LLC	Ownership	100.000	UnitedHealth Group Incorporated		
		.00000	84-2822134				Optum Infusion Services 501, Inc.	.DE	NIA	BriovaRx Infusion Services, Inc.	Ownership	100.000	UnitedHealth Group Incorporated		
.0707	UnitedHealth Group Incorporated	69647	31-0628424				Optum Insurance of Ohio, Inc.	.OH	.IA	OptumRx PBM of Maryland, LLC	Ownership	100.000	UnitedHealth Group Incorporated		
		.00000	46-4734521				Optum Labs Dimensions, Inc.	.DE	NIA	Optum Labs, Inc.	Ownership	100.000	UnitedHealth Group Incorporated		
		.00000	98-1249178				Optum Labs International (UK) Ltd.	.GBR	NIA	Optum, Inc.	Ownership	100.000	UnitedHealth Group Incorporated		
		.00000	46-1615964				Optum Labs, Inc.	.DE	NIA	Optum, Inc.	Ownership	100.000	UnitedHealth Group Incorporated		
		.00000	98-1209730				Optum Life Sciences (Canada) Inc.	.CAN	NIA	OptumInsight Life Sciences, Inc.	Ownership	100.000	UnitedHealth Group Incorporated		
		.00000	98-1098190				Optum Management Consulting (Shanghai) Co., Ltd.	.CHN	NIA	Optum Health & Technology Holdings (US), Inc.	Ownership	100.000	UnitedHealth Group Incorporated		
		.00000	30-0826311				Optum Medical Services of California, P.C.	.CA	NIA	Physician(s) owned	Influence	0.000	UnitedHealth Group Incorporated		.4
		.00000	45-3866363				Optum Medical Services, P.C.	.NC	NIA	Physician(s) owned	Influence	0.000	UnitedHealth Group Incorporated		.4
.0707	UnitedHealth Group Incorporated	.11068	30-0029448				Optum Networks of New Jersey, Inc.	.DE	.IA	OrthoNet Holdings, Inc.	Ownership	100.000	UnitedHealth Group Incorporated		
		.00000	58-1873062				Optum of New York, Inc.	.NY	NIA	Optum Women's and Children's Health, LLC	Ownership	100.000	UnitedHealth Group Incorporated		
							Optum Operations (Ireland) Unlimited Company			UnitedHealthcare International VII S.à r.l.					
		.00000	98-1097761					.IRL	NIA		Ownership	100.000	UnitedHealth Group Incorporated		
		.00000	20-8911466				Optum Palliative and Hospice Care of Pennsylvania, Inc.	.TN	NIA	Hospice Inspiris Holdings, Inc.	Ownership	100.000	UnitedHealth Group Incorporated		
		.00000	20-8911303				Optum Palliative and Hospice Care of Texas, Inc.	.TN	NIA	Hospice Inspiris Holdings, Inc.	Ownership	100.000	UnitedHealth Group Incorporated		
		.00000	30-0226127				Optum Palliative and Hospice Care, Inc.	.DE	NIA	Collaborative Care Holdings, LLC	Ownership	100.000	UnitedHealth Group Incorporated		
		.00000	45-3629080				Optum Perks LLC	.DE	NIA	OptumRx PBM of Illinois, Inc.	Ownership	58.000	UnitedHealth Group Incorporated		
		.00000	45-3629080				Optum Perks LLC	.DE	NIA	OptumRx Health Solutions, LLC	Ownership	42.000	UnitedHealth Group Incorporated		
		.00000	84-2827343				Optum Pharmacy 701, LLC	.DE	NIA	OptumRx Administrative Services, LLC	Ownership	100.000	UnitedHealth Group Incorporated		
		.00000	46-2731176				Optum Pharmacy 702, LLC	.IN	NIA	OptumRx PBM of Illinois, Inc.	Ownership	100.000	UnitedHealth Group Incorporated		
		.00000	45-2532834				Optum Pharmacy 703, LLC	.NV	NIA	OptumRx PBM of Illinois, Inc.	Ownership	100.000	UnitedHealth Group Incorporated		
		.00000	55-0824381				Optum Pharmacy 705, LLC	.AL	NIA	BriovaRx of Maine, Inc.	Ownership	100.000	UnitedHealth Group Incorporated		
		.00000	20-4581265				Optum Public Sector Solutions, Inc.	.DE	NIA	OptumInsight, Inc.	Ownership	100.000	UnitedHealth Group Incorporated		
		.00000	46-3328009				Optum Rocket, Inc.	.DE	NIA	OptumInsight, Inc.	Ownership	100.000	UnitedHealth Group Incorporated		
		.00000	26-0543382				Optum Senior Services, LLC	.AL	NIA	Optum Hospice Pharmacy Services, LLC	Ownership	100.000	UnitedHealth Group Incorporated		



SCHEDULE Y  
PART 1A - DETAIL OF INSURANCE HOLDING COMPANY SYSTEM

1	2	3	4	5	6	7	8	9	10	11	12	13	14	15	16
Group Code	Group Name	NAIC Company Code	ID Number	Federal RSSD	CIK	Name of Securities Exchange if Publicly Traded (U.S. or International)	Names of Parent, Subsidiaries Or Affiliates	Domi-ciliary Location	Relation-ship to Reporting Entity	Directly Controlled by (Name of Entity/Person)	Type of Control (Ownership, Board, Management, Attorney-in-Fact, Influence, Other)	If Control is Owner-ship Provide Percen-tage	Ultimate Controlling Entity(ies)/Person(s)	Is an SCA Filing Re-quired? (Y/N)	*
		.00000	98-1307821				Optum Services (Ireland) Limited	.IRL	NIA	Optum Operations (Ireland) Unlimited Company	Ownership	100.000	UnitedHealth Group Incorporated		
		.00000	66-0870003				Optum Services (Puerto Rico) LLC	.PR	NIA	UnitedHealthcare International III B.V.	Ownership	100.000	UnitedHealth Group Incorporated		
		.00000	45-4683454				Optum Services, Inc.	.DE	NIA	Optum, Inc.	Ownership	100.000	UnitedHealth Group Incorporated		
		.00000	98-1284698				Optum Solutions do Brasil – Tecnologia e Serviços de Suporte Ltda.	.BRA	NIA	Amil Assistência Médica Internacional S.A.	Ownership	100.000	UnitedHealth Group Incorporated		
		.00000	98-1284698				Optum Solutions do Brasil – Tecnologia e Serviços de Suporte Ltda.	.BRA	NIA	Cemed Care – Empresa de Atendimento Clínico Geral Ltda.	Ownership	0.000	UnitedHealth Group Incorporated		
		.00000	98-0644599				Optum Solutions UK Holdings Limited	.GBR	NIA	Optum Health & Technology Holdings (US), Inc.	Ownership	100.000	UnitedHealth Group Incorporated		
		.00000	46-5713629				Optum Technology, LLC	.DE	NIA	OptumInsight, Inc.	Ownership	100.000	UnitedHealth Group Incorporated		
		.00000	98-1097769				Optum UK Solutions Group Limited	.GBR	NIA	Optum Solutions UK Holdings Limited	Ownership	100.000	UnitedHealth Group Incorporated		
		.00000	58-2205984				Optum Women's and Children's Health, LLC	.DE	NIA	My Wellness Solutions, LLC	Ownership	100.000	UnitedHealth Group Incorporated		
		.00000	30-0580620	3119994			Optum, Inc.	.DE	NIA	United HealthCare Services, Inc.	Ownership	100.000	UnitedHealth Group Incorporated		
		.00000	46-3983926				Optum360 Services, Inc.	.DE	NIA	Optum Rocket, Inc.	Ownership	69.000	UnitedHealth Group Incorporated		2
		.00000	82-3446942				Optum360 Solutions, LLC	.DE	NIA	OptumInsight, Inc.	Ownership	100.000	UnitedHealth Group Incorporated		
		.00000	46-3328307				Optum360, LLC	.DE	NIA	Optum Rocket, Inc.	Ownership	69.000	UnitedHealth Group Incorporated		2
		.00000	45-3007684				OptumCare ACO Florida, LLC	.FL	NIA	OptumCare ACO Holdings, LLC	Ownership	100.000	UnitedHealth Group Incorporated		
		.00000	45-3006976				OptumCare ACO Holdings, LLC	.CA	NIA	OptumCare Management, LLC	Ownership	100.000	UnitedHealth Group Incorporated		
		.00000	30-0940296				OptumCare ACO New Mexico, LLC	.DE	NIA	OptumCare New Mexico, LLC	Ownership	100.000	UnitedHealth Group Incorporated		
		.00000	47-1422097				OptumCare Clinical Trials, LLC	.DE	NIA	OptumCare Holdings, LLC	Ownership	100.000	UnitedHealth Group Incorporated		
		.00000	35-2597463				OptumCare Colorado ASC, LLC	.CO	NIA	OptumCare Colorado, LLC	Ownership	100.000	UnitedHealth Group Incorporated		
		.00000	47-2218380				OptumCare Colorado Springs, LLC	.CO	NIA	OptumCare Holdings Colorado, LLC	Ownership	100.000	UnitedHealth Group Incorporated		
		.00000	47-2196783				OptumCare Colorado, LLC	.CO	NIA	OptumCare Management, LLC	Ownership	100.000	UnitedHealth Group Incorporated		
		.00000	26-1508741				OptumCare Endoscopy Center New Mexico, LLC	.NM	NIA	OptumCare New Mexico, LLC	Ownership	100.000	UnitedHealth Group Incorporated		
		.00000	82-2227280				OptumCare Florida CI, LLC	.DE	NIA	OptumCare Florida, LLC	Ownership	100.000	UnitedHealth Group Incorporated		
		.00000	87-0408859				OptumCare Florida, LLC	.DE	NIA	Intermountain Medical Holdings Nevada, Inc.	Ownership	100.000	UnitedHealth Group Incorporated		
.0707	UnitedHealth Group Incorporated	.00000	46-2385459				OptumCare Health Plan of California, Inc.	.DE	NIA	OptumCare Holdings, LLC	Ownership	100.000	UnitedHealth Group Incorporated		
		.00000	30-0999065				OptumCare Holdings Colorado, LLC	.CO	NIA	OptumCare Colorado, LLC	Ownership	85.000	UnitedHealth Group Incorporated		2
		.00000	20-8571405				OptumCare Holdings New Mexico, LLC	.NM	NIA	OptumCare Management, LLC	Ownership	100.000	UnitedHealth Group Incorporated		
		.00000	56-2592163				OptumCare Holdings, LLC	.CA	NIA	Collaborative Care Holdings, LLC	Ownership	100.000	UnitedHealth Group Incorporated		
		.00000	95-4509662				OptumCare Management, LLC	.CA	NIA	OptumCare Holdings, LLC	Ownership	100.000	UnitedHealth Group Incorporated		
		.00000	20-4043287				OptumCare New Mexico, LLC	.DE	NIA	OptumCare Holdings New Mexico, LLC	Ownership	100.000	UnitedHealth Group Incorporated		
		.00000	13-4138668				OptumCare New York IPA, Inc.	.NY	NIA	Inspiris, Inc.	Ownership	100.000	UnitedHealth Group Incorporated		
		.00000	45-3462809				OptumCare South Florida, LLC	.FL	NIA	OptumCare Management, LLC	Ownership	100.000	UnitedHealth Group Incorporated		
		.00000	41-1591944				OptumHealth Care Solutions, LLC	.DE	NIA	OptumInsight, Inc.	Ownership	100.000	UnitedHealth Group Incorporated		
		.00000	47-0858530				OptumHealth Financial Services, Inc.	.DE	NIA	OptumHealth Holdings, LLC	Ownership	100.000	UnitedHealth Group Incorporated		
		.00000	47-1192395				OptumHealth Holdings, LLC	.DE	NIA	Optum, Inc.	Ownership	100.000	UnitedHealth Group Incorporated		
		.00000	98-1106868				OptumHealth International B.V.	.NLD	NIA	Catamaran S.á.r.l.	Ownership	100.000	UnitedHealth Group Incorporated		
		.00000					OptumInsight Holdings, LLC	.DE	NIA	Optum, Inc.	Ownership	100.000	UnitedHealth Group Incorporated		
		.00000	98-1401978				OptumInsight India Private Limited	.IND	NIA	ABCO International Holdings, LLC	Ownership	99.065	UnitedHealth Group Incorporated		
		.00000	98-1401978				OptumInsight India Private Limited	.IND	NIA	The Advisory Board Company	Ownership	0.935	UnitedHealth Group Incorporated		
		.00000	04-3383745				OptumInsight Life Sciences, Inc.	.DE	NIA	OptumInsight, Inc.	Ownership	100.000	UnitedHealth Group Incorporated		
		.00000	41-1858498				OptumInsight, Inc.	.DE	NIA	OptumInsight Holdings, LLC	Ownership	100.000	UnitedHealth Group Incorporated		
		.00000	75-2578509				OptumRx Administrative Services, LLC	.TX	NIA	OptumRx Holdings I, LLC	Ownership	100.000	UnitedHealth Group Incorporated		
		.00000	31-1728846				OptumRx Discount Card Services, LLC	.DE	NIA	OptumRx PBM of Illinois, Inc.	Ownership	100.000	UnitedHealth Group Incorporated		
		.00000	47-4734235				OptumRx Group Holdings, Inc.	.DE	NIA	Optum, Inc.	Ownership	100.000	UnitedHealth Group Incorporated		
		.00000	46-0666840				OptumRx Health Solutions, LLC	.DE	NIA	OptumRx Administrative Services, LLC	Ownership	100.000	UnitedHealth Group Incorporated		
		.00000	80-0870454				OptumRx Holdings I, LLC	.DE	NIA	OptumRx Group Holdings, Inc.	Ownership	100.000	UnitedHealth Group Incorporated		
		.00000					OptumRx Holdings, LLC	.DE	NIA	Optum, Inc.	Ownership	100.000	UnitedHealth Group Incorporated		
		.00000	34-1472211				OptumRx Home Delivery of Ohio, LLC	.OH	NIA	OptumRx Health Solutions, LLC	Ownership	100.000	UnitedHealth Group Incorporated		
		.00000	20-0218027				OptumRx IPA III, Inc.	.NY	NIA	OptumRx PBM of Maryland, LLC	Ownership	100.000	UnitedHealth Group Incorporated		
		.00000	20-0151096				OptumRx NY IPA, Inc.	.NY	NIA	OptumRx, Inc.	Ownership	100.000	UnitedHealth Group Incorporated		



SCHEDULE Y  
PART 1A - DETAIL OF INSURANCE HOLDING COMPANY SYSTEM

1	2	3	4	5	6	7	8	9	10	11	12	13	14	15	16
Group Code	Group Name	NAIC Company Code	ID Number	Federal RSSD	CIK	Name of Securities Exchange if Publicly Traded (U.S. or International)	Names of Parent, Subsidiaries Or Affiliates	Domi-ciliary Location	Relation-ship to Reporting Entity	Directly Controlled by (Name of Entity/Person)	Type of Control (Ownership, Board, Management, Attorney-in-Fact, Influence, Other)	If Control is Owner-ship Provide Percen-tage	Ultimate Controlling Entity(ies)/Person(s)	Is an SCA Filing Re-quired? (Y/N)	*
		.00000	27-3419292				OptumRx of Pennsylvania, LLC	.DE	NIA	OptumRx Health Solutions, LLC	Ownership	100.000	UnitedHealth Group Incorporated		
		.00000	11-2581812				OptumRx PBM of Illinois, Inc.	.DE	NIA	OptumRx Administrative Services, LLC	Ownership	100.000	UnitedHealth Group Incorporated		
		.00000	88-0361447				OptumRx PBM of Maryland, LLC	.NV	NIA	OptumRx Health Solutions, LLC	Ownership	100.000	UnitedHealth Group Incorporated		
		.00000	03-0592263				OptumRx PBM of Pennsylvania, LLC	.PA	NIA	OptumRx of Pennsylvania, LLC	Ownership	100.000	UnitedHealth Group Incorporated		
		.00000	26-1424534				OptumRx PBM of Puerto Rico, LLC	.NV	NIA	OptumRx PBM of Maryland, LLC	Ownership	100.000	UnitedHealth Group Incorporated		
		.00000	38-3693753				OptumRx PBM of Wisconsin, LLC	.WI	NIA	OptumRx PBM of Illinois, Inc.	Ownership	100.000	UnitedHealth Group Incorporated		
		.00000	16-1767416				OptumRx PD of Pennsylvania, LLC	.PA	NIA	OptumRx of Pennsylvania, LLC	Ownership	100.000	UnitedHealth Group Incorporated		
		.00000	88-0373347				OptumRx Pharmacy of Nevada, Inc.	.NV	NIA	OptumRx Health Solutions, LLC	Ownership	100.000	UnitedHealth Group Incorporated		
		.00000	47-3146510				OptumRx Pharmacy, Inc.	.DE	NIA	OptumRx, Inc.	Ownership	100.000	UnitedHealth Group Incorporated		
		.00000	33-0441200				OptumRx, Inc.	.CA	NIA	OptumRx Holdings, LLC	Ownership	100.000	UnitedHealth Group Incorporated		
		.00000	52-2016292				OptumServe Technology Services, Inc.	.MD	NIA	OptumInsight, Inc.	Ownership	100.000	UnitedHealth Group Incorporated		
		.00000	22-3883387				OREGON OUTPATIENT SURGERY CENTER, LLC	.OR	NIA	Providence & SCA Off-Campus Holdings, LLC	Influence	51.180	UnitedHealth Group Incorporated		5
		.00000	59-3125869				Orlando Center for Outpatient Surgery, L.P.	.GA	NIA	Surgical Health of Orlando, LLC	Ownership	51.000	UnitedHealth Group Incorporated		2
		.00000	46-2881462				Orthology Mid-Atlantic, Inc.	.DE	NIA	Orthology, Inc.	Ownership	100.000	UnitedHealth Group Incorporated		
		.00000	46-2742615				Orthology, Inc.	.DE	NIA	UnitedHealth Group Ventures, LLC	Ownership	100.000	UnitedHealth Group Incorporated		
		.00000	13-3960641				OrthoNet Holdings, Inc.	.DE	NIA	OptumHealth Care Solutions, LLC	Ownership	100.000	UnitedHealth Group Incorporated		
		.00000	13-3818652				OrthoNet LLC	.NY	NIA	OrthoNet Holdings, Inc.	Ownership	100.000	UnitedHealth Group Incorporated		
		.00000	13-4025898				OrthoNet New York IPA, Inc.	.NY	NIA	OrthoNet Holdings, Inc.	Ownership	100.000	UnitedHealth Group Incorporated		
		.00000	26-2884306				OrthoNet of the South, Inc.	.DE	NIA	OrthoNet Holdings, Inc.	Ownership	100.000	UnitedHealth Group Incorporated		
		.00000	46-1581769				OrthoNet Services, Inc.	.DE	NIA	OrthoNet Holdings, Inc.	Ownership	100.000	UnitedHealth Group Incorporated		
		.00000	20-0221966				OrthoNet West, Inc.	.DE	NIA	OrthoNet Holdings, Inc.	Ownership	100.000	UnitedHealth Group Incorporated		
		.00000	81-2594417				ORTHOPEDIC SURGERY CENTER OF PALM BEACH COUNTY, LLC	.FL	NIA	SCA-Palm Beach, LLC	Influence	18.500	UnitedHealth Group Incorporated		5
		.00000					OSB – Tecnologia e Serviços de Suporte Ltda.	.BRA	NIA	Anil Assistência Médica Internacional S.A.	Ownership	99.990	UnitedHealth Group Incorporated		
		.00000					OSB – Tecnologia e Serviços de Suporte Ltda.	.BRA	NIA	Cemed Care – Empresa de Atendimento Clínico Geral Ltda.	Ownership	0.010	UnitedHealth Group Incorporated		
		.00000	41-1921007				Ovations, Inc.	.DE	NIA	United HealthCare Services, Inc.	Ownership	100.000	UnitedHealth Group Incorporated		
		.00000	06-1587795				Oxford Benefit Management, Inc.	.CT	NIA	Oxford Health Plans LLC	Ownership	100.000	UnitedHealth Group Incorporated		
.0707	UnitedHealth Group Incorporated	.78026	22-2797560				Oxford Health Insurance, Inc.	.NY	IA	UnitedHealthcare Insurance Company	Ownership	100.000	UnitedHealth Group Incorporated		
.0707	UnitedHealth Group Incorporated	.96798	06-1181201				Oxford Health Plans (CT), Inc.	.CT	IA	Oxford Health Plans LLC	Ownership	100.000	UnitedHealth Group Incorporated		
.0707	UnitedHealth Group Incorporated	.95506	22-2745725				Oxford Health Plans (NJ), Inc.	.NJ	IA	Oxford Health Plans LLC	Ownership	100.000	UnitedHealth Group Incorporated		
.0707	UnitedHealth Group Incorporated	.95479	06-1181200				Oxford Health Plans (NY), Inc.	.NY	IA	Oxford Health Plans LLC	Ownership	100.000	UnitedHealth Group Incorporated		
		.00000	52-2443751				Oxford Health Plans LLC	.DE	NIA	UnitedHealth Group Incorporated	Ownership	100.000	UnitedHealth Group Incorporated		
		.00000	27-0008097				P2P Link, LLC	.DE	NIA	SRPS, LLC	Ownership	100.000	UnitedHealth Group Incorporated		
		.00000	75-2857077				Pacific Casualty Company, Inc.	.HI	IA	USHEALTH Group, Inc.	Ownership	100.000	UnitedHealth Group Incorporated		
.0707	UnitedHealth Group Incorporated	.70785	35-1137395				PacificCare Life and Health Insurance Company	.IN	IA	United HealthCare Services, Inc.	Ownership	100.000	UnitedHealth Group Incorporated		
.0707	UnitedHealth Group Incorporated	.84506	95-2829463				PacificCare Life Assurance Company	.CO	IA	United HealthCare Services, Inc.	Ownership	100.000	UnitedHealth Group Incorporated		
.0707	UnitedHealth Group Incorporated	.95617	94-3267522				PacificCare of Arizona, Inc.	.AZ	IA	United HealthCare Services, Inc.	Ownership	100.000	UnitedHealth Group Incorporated		
.0707	UnitedHealth Group Incorporated	.95434	84-1011378				PacificCare of Colorado, Inc.	.CO	IA	United HealthCare Services, Inc.	Ownership	100.000	UnitedHealth Group Incorporated		
.0707	UnitedHealth Group Incorporated	.95685	86-0875231				PacificCare of Nevada, Inc.	.NV	IA	United HealthCare Services, Inc.	Ownership	100.000	UnitedHealth Group Incorporated		
		.00000	98-1444613				Pacífico S.A. Entidad Prestadora de Salud	.PER	NIA	Empremédica S. A.	Ownership	50.000	UnitedHealth Group Incorporated		2
		.00000	62-1595402				Paoli Ambulatory Surgery Center	.PA	NIA	SCA-Paoli, LLC	Ownership	51.000	UnitedHealth Group Incorporated		2
		.00000	62-1547618				Paoli Surgery Center, L.P.	.TN	NIA	Paoli Ambulatory Surgery Center	Ownership	64.250	UnitedHealth Group Incorporated		2
		.00000	45-1484375				Park Hill Surgery Center, LLC	.TX	NIA	THR-SCA Holdings, LLC	Ownership	0.000	UnitedHealth Group Incorporated		
		.00000	20-4127100				Parkway Surgery Center, LLC	.DE	NIA	SCA-Hagerstown, LLC	Ownership	73.690	UnitedHealth Group Incorporated		2
		.00000	63-1271644				Pasteur Plaza Surgery Center GP, Inc.	.DE	NIA	ASC Network, LLC	Ownership	100.000	UnitedHealth Group Incorporated		
		.00000	20-2310011				PatientsLikeMe LLC	.DE	NIA	United HealthCare Services, Inc.	Ownership	100.000	UnitedHealth Group Incorporated		
		.00000					Patrimonio Autónomo Nueva Clínica – PANC	.COL	NIA	Clínica del Country S.A.	Ownership	65.170	UnitedHealth Group Incorporated		2
		.00000					Patrimonio Autónomo Nueva Clínica – PANC	.COL	NIA	Banmédica Internacional SpA	Ownership	9.590	UnitedHealth Group Incorporated		2
		.00000	62-1451147				Payment Resolution Services, LLC	.TN	NIA	OptumInsight, Inc.	Ownership	100.000	UnitedHealth Group Incorporated		
		.00000	75-3265056				PCCCV, Inc.	.CA	NIA	PrimeCare Medical Network, Inc.	Ownership	100.000	UnitedHealth Group Incorporated		



SCHEDULE Y  
PART 1A - DETAIL OF INSURANCE HOLDING COMPANY SYSTEM

1	2	3	4	5	6	7	8	9	10	11	12	13	14	15	16
Group Code	Group Name	NAIC Company Code	ID Number	Federal RSSD	CIK	Name of Securities Exchange if Publicly Traded (U.S. or International)	Names of Parent, Subsidiaries Or Affiliates	Domi-ciliary Location	Relation-ship to Reporting Entity	Directly Controlled by (Name of Entity/Person)	Type of Control (Ownership, Board, Management, Attorney-in-Fact, Influence, Other)	If Control is Owner-ship Provide Percen-tage	Ultimate Controlling Entity(ies)/Person(s)	Is an SCA Filing Re-quired? (Y/N)	*
.0707	UnitedHealth Group Incorporated	.13607	20-5662149				Peoples Health, Inc.	.LA	.IA	New Orleans Regional Physician Hospital Organization, L.L.C.	Ownership	100.000	UnitedHealth Group Incorporated		
		.00000	58-1978405				Perimeter Center for Outpatient Surgery, L.P.	.GA	.NIA	SHC Atlanta, LLC	Influence	26.643	UnitedHealth Group Incorporated		.5
		.00000	23-2171049				Pharmacy Software Holdco, Inc.	.PA	.NIA	OptumRx Administrative Services, LLC	Ownership	100.000	UnitedHealth Group Incorporated		
		.00000	35-2288416				PHC Subsidiary Holdings, LLC	.TX	.NIA	United HealthCare Services, Inc.	Ownership	100.000	UnitedHealth Group Incorporated		
		.00000	81-2902954				Physician Alliance of the Rockies, LLC	.CO	.NIA	New West Physicians, Inc.	Ownership	100.000	UnitedHealth Group Incorporated		
		.00000	30-0516435				Physician Partners Medical Group, Inc.	.CA	.NIA	Physician(s) owned	Influence	0.000	UnitedHealth Group Incorporated		.4
		.00000					Physicians Care Network, L.L.C.	.WA	.NIA	The Polyclinic, PLLC	Influence	0.010	UnitedHealth Group Incorporated		.4
.0707	UnitedHealth Group Incorporated	.00000	59-3438026				PHYSICIANS DAY SURGERY CENTER, LLC	.FL	.NIA	SCA-Naples, LLC	Ownership	51.000	UnitedHealth Group Incorporated		.2
.0707	UnitedHealth Group Incorporated	.11494	04-3677255				Physicians Health Choice of Texas, LLC	.TX	.IA	PHC Subsidiary Holdings, LLC	Ownership	100.000	UnitedHealth Group Incorporated		
		.00000	52-1162824				Physicians Health Plan of Maryland, Inc.	.MD	.NIA	United HealthCare Services, Inc.	Ownership	100.000	UnitedHealth Group Incorporated		
		.00000	98-1388873				Plano de Saúde Ana Costa Ltda.	.BRA	.IA	Amil Assistência Médica Internacional S.A.	Ownership	74.860	UnitedHealth Group Incorporated		
		.00000	98-1388873				Plano de Saúde Ana Costa Ltda.	.BRA	.IA	Santos Administração e Participações S.A.	Ownership	25.140	UnitedHealth Group Incorporated		
		.00000	66-0742844				Plus One Health Management Puerto Rico, Inc.	.PR	.NIA	Plus One Holdings, Inc.	Ownership	100.000	UnitedHealth Group Incorporated		
		.00000	13-3613705				Plus One Holdings, Inc.	.DE	.NIA	OptumHealth Care Solutions, LLC	Ownership	100.000	UnitedHealth Group Incorporated		
		.00000	80-0670247				PMI Acquisition, LLC	.DE	.NIA	Progressive Enterprises Holdings, Inc.	Ownership	100.000	UnitedHealth Group Incorporated		
		.00000	26-3148744				PMSI Holdings, LLC	.DE	.NIA	Progressive Enterprises Holdings, Inc.	Ownership	100.000	UnitedHealth Group Incorporated		
		.00000	59-3166848				PMSI Settlement Solutions, LLC	.FL	.NIA	PMSI Holdings, LLC	Ownership	100.000	UnitedHealth Group Incorporated		
		.00000	56-2422696				PMSI, LLC	.FL	.NIA	PMSI Holdings, LLC	Ownership	100.000	UnitedHealth Group Incorporated		
		.00000	98-1083164				Polar II Fundo de Investimento em Participações Multiestrategia	.BRA	.NIA	UnitedHealthcare International IV S.á r.l.	Ownership	100.000	UnitedHealth Group Incorporated		.2
		.00000	47-5563848				Polo Holdco, LLC	.DE	.NIA	Collaborative Care Holdings, LLC	Ownership	80.100	UnitedHealth Group Incorporated		.2
		.00000	46-5415205				POMCO Network, Inc.	.NY	.NIA	POMCO, Inc.	Ownership	100.000	UnitedHealth Group Incorporated		
		.00000	15-0581348				POMCO, Inc.	.NY	.NIA	UMR, Inc.	Ownership	100.000	UnitedHealth Group Incorporated		
		.00000	33-0261822				Pomerado Outpatient Surgical Center, Inc.	.CA	.NIA	ASC Network, LLC	Ownership	100.000	UnitedHealth Group Incorporated		.2
		.00000	33-0752699				Pomerado Outpatient Surgical Center, L.P.	.CA	.NIA	Pomerado Outpatient Surgical Center, Inc.	Ownership	57.500	UnitedHealth Group Incorporated		.2
		.00000	27-1454121				PPH Holdings, LLC	.DE	.NIA	Practice Partners in Healthcare, Inc.	Ownership	100.000	UnitedHealth Group Incorporated		
		.00000	75-2225186				Precision Dialing Services, Inc.	.DE	.NIA	USHEALTH Career Agency, Inc.	Ownership	100.000	UnitedHealth Group Incorporated		
		.00000	65-0683927				Preferred Care Partners Holding, Corp.	.FL	.NIA	United HealthCare Services, Inc.	Ownership	100.000	UnitedHealth Group Incorporated		
.0707	UnitedHealth Group Incorporated	.00000	26-1845018				Preferred Care Partners Medical Group, Inc.	.FL	.NIA	Preferred Care Partners Holding, Corp.	Ownership	100.000	UnitedHealth Group Incorporated		
.0707	UnitedHealth Group Incorporated	.11176	65-0885893				Preferred Care Partners, Inc.	.FL	.IA	Preferred Care Partners Holding, Corp.	Ownership	100.000	UnitedHealth Group Incorporated		
		.00000	75-3265059				Premier Choice ACO, Inc.	.CA	.NIA	PrimeCare Medical Network, Inc.	Ownership	100.000	UnitedHealth Group Incorporated		.2
		.00000	72-1378216				Premier Surgery Center of Louisville, L.P.	.TN	.NIA	SCA Premier Surgery Center of Louisville, LLC	Ownership	51.000	UnitedHealth Group Incorporated		.2
		.00000	33-0527335				Primary Care Associated Medical Group, Inc.	.CA	.NIA	Physician(s) owned	Influence	0.000	UnitedHealth Group Incorporated		.4
		.00000	30-0516440				Prime Community Care, Inc.	.CA	.NIA	Physician(s) owned	Influence	0.000	UnitedHealth Group Incorporated		.4
		.00000	88-0253112				Prime Health, Inc.	.NV	.NIA	Sierra Health Services, Inc.	Ownership	100.000	UnitedHealth Group Incorporated		.4
		.00000	33-0607478				PrimeCare Medical Network, Inc.	.CA	.NIA	NAMI Holdings, Inc.	Ownership	100.000	UnitedHealth Group Incorporated		.2
		.00000	87-0757397				PrimeCare of Citrus Valley, Inc.	.CA	.NIA	PrimeCare Medical Network, Inc.	Ownership	80.000	UnitedHealth Group Incorporated		.2
		.00000	33-0674407				PrimeCare of Corona, Inc.	.CA	.NIA	PrimeCare Medical Network, Inc.	Ownership	100.000	UnitedHealth Group Incorporated		
		.00000	33-0674401				PrimeCare of Hemet Valley, Inc.	.CA	.NIA	PrimeCare Medical Network, Inc.	Ownership	100.000	UnitedHealth Group Incorporated		
		.00000	33-0674408				PrimeCare of Inland Valley, Inc.	.CA	.NIA	PrimeCare Medical Network, Inc.	Ownership	100.000	UnitedHealth Group Incorporated		
		.00000	33-0674402				PrimeCare of Moreno Valley, Inc.	.CA	.NIA	PrimeCare Medical Network, Inc.	Ownership	100.000	UnitedHealth Group Incorporated		
		.00000	33-0674400				PrimeCare of Redlands, Inc.	.CA	.NIA	PrimeCare Medical Network, Inc.	Ownership	100.000	UnitedHealth Group Incorporated		
		.00000	33-0674404				PrimeCare of Riverside, Inc.	.CA	.NIA	PrimeCare Medical Network, Inc.	Ownership	100.000	UnitedHealth Group Incorporated		
		.00000	14-1915328				PrimeCare of San Bernardino, Inc.	.CA	.NIA	PrimeCare Medical Network, Inc.	Ownership	100.000	UnitedHealth Group Incorporated		
		.00000	33-0698439				PrimeCare of Sun City, Inc.	.CA	.NIA	PrimeCare Medical Network, Inc.	Ownership	100.000	UnitedHealth Group Incorporated		
		.00000	33-0674409				PrimeCare of Temecula, Inc.	.CA	.NIA	PrimeCare Medical Network, Inc.	Ownership	100.000	UnitedHealth Group Incorporated		
		.00000	14-1873402				Procura Management, Inc.	.DE	.NIA	Healthcare Solutions, Inc.	Ownership	100.000	UnitedHealth Group Incorporated		
		.00000	27-4371197				Progressive Enterprises Holdings, Inc.	.DE	.NIA	OptumRx, Inc.	Ownership	100.000	UnitedHealth Group Incorporated		
		.00000	31-1192384				Progressive Medical, LLC	.OH	.NIA	PMI Acquisition, LLC	Ownership	100.000	UnitedHealth Group Incorporated		.4



SCHEDULE Y  
PART 1A - DETAIL OF INSURANCE HOLDING COMPANY SYSTEM

1	2	3	4	5	6	7	8	9	10	11	12	13	14	15	16
Group Code	Group Name	NAIC Company Code	ID Number	Federal RSSD	CIK	Name of Securities Exchange if Publicly Traded (U.S. or International)	Names of Parent, Subsidiaries Or Affiliates	Domi-ciliary Location	Relation-ship to Reporting Entity	Directly Controlled by (Name of Entity/Person)	Type of Control (Ownership, Board, Management, Attorney-in-Fact, Influence, Other)	If Control is Owner-ship Provide Percen-tage	Ultimate Controlling Entity(ies)/Person(s)	Is an SCA Filing Re-quired? (Y/N)	*
		.00000	45-4469117				ProHEALTH Accountable Care Medical Group, PLLC	.NY.	NIA.....	Physician(s) owned .....	Influence.....	0.000	UnitedHealth Group Incorporated .....		.4
		.00000	11-3447394				ProHEALTH Ambulatory Surgery Center, Inc. ....	.NY.	NIA.....	Physician(s) owned .....	Influence.....	0.000	UnitedHealth Group Incorporated .....		.4
		.00000	11-3355604				ProHEALTH Care Associates LLP .....	.NY.	NIA.....	ProHEALTH Medical NY, P.C. ....	Influence.....	0.000	UnitedHealth Group Incorporated .....		.4
		.00000	11-3355604				ProHEALTH Care Associates, L.L.P. ....	.NY.	NIA.....	ProHEALTH Medical NY, P.C. ....	Ownership.....	51.000	UnitedHealth Group Incorporated .....		.2
		.00000	32-0229091				ProHEALTH Fitness of Lake Success, LLC .....	.NY.	NIA.....	ProHEALTH Medical Management, LLC .....	Ownership.....	82.620	UnitedHealth Group Incorporated .....		.2
		.00000	47-1049961				ProHEALTH Medical Management, LLC .....	.DE.	NIA.....	Collaborative Care Holdings, LLC .....	Ownership.....	100.000	UnitedHealth Group Incorporated .....		.2
		.00000	45-5470737				ProHealth Physicians ACO, LLC .....	.CT.	NIA.....	ProHealth Physicians, Inc. ....	Ownership.....	100.000	UnitedHealth Group Incorporated .....		.2
		.00000	06-1446075				Prohealth Physicians, Inc. ....	.CT.	NIA.....	Polo Holdco, LLC .....	Ownership.....	100.000	UnitedHealth Group Incorporated .....		.4
		.00000	06-1469068				Prohealth Physicians, P.C. ....	.CT.	NIA.....	Physician(s) owned .....	Influence.....	0.000	UnitedHealth Group Incorporated .....		.4
		.00000	32-0455430				ProHealth Proton Center Management, LLC .....	.DE.	NIA.....	ProHEALTH Medical Management, LLC .....	Ownership.....	100.000	UnitedHealth Group Incorporated .....		.4
							ProHEALTH Urgent Care Medicine of New Jersey LLP .....								
		.00000	47-5661535				ProHEALTH Urgent Care Medicine, PLLC .....	.NJ.	NIA.....	Physician(s) owned .....	Influence.....	0.000	UnitedHealth Group Incorporated .....		.4
		.00000	46-1883579				ProHEALTH Urgent Care Medicine, PLLC .....	.NY.	NIA.....	Physician(s) owned .....	Influence.....	0.000	UnitedHealth Group Incorporated .....		.4
		.00000					Promotora Country S.A. ....	.COL.	NIA.....	Banmedica S.A. ....	Ownership.....	50.000	UnitedHealth Group Incorporated .....		.3
		.00000	22-3493126				Pronounced Health Solutions, Inc. ....	.DE.	NIA.....	My Wellness Solutions, LLC .....	Ownership.....	100.000	UnitedHealth Group Incorporated .....		.1
		.00000	98-1444638				Prosemedic S.A.C. ....	.PER.	NIA.....	Pacifico S.A. Entidad Prestadora de Salud .....	Ownership.....	80.000	UnitedHealth Group Incorporated .....		.1
		.00000					Prospero Health, LLC .....	.DE.	NIA.....	Optum Growth Partners, LLC .....	Ownership.....	100.000	UnitedHealth Group Incorporated .....		
		.00000	83-4217561				Prospero Management Services, LLC .....	.DE.	NIA.....	Optum Growth Partners, LLC .....	Ownership.....	100.000	UnitedHealth Group Incorporated .....		
		.00000	82-3765555				Providence & SCA Off-Campus Holdings, LLC .....	.DE.	NIA.....	SCA-Portland, LLC .....	Ownership.....	40.000	UnitedHealth Group Incorporated .....		
		.00000	82-3270499				Providence & SCA On-Campus Holdings, LLC .....	.DE.	NIA.....	SCA-Portland, LLC .....	Ownership.....	20.000	UnitedHealth Group Incorporated .....		
							Providence & SCA Outreach Markets Holdings, LLC .....								
		.00000	83-1591205				LLC .....	.DE.	NIA.....	SCA-Portland, LLC .....	Ownership.....	49.000	UnitedHealth Group Incorporated .....		.5
		.00000	90-0876656				PS Center, LLC .....	.CA.	NIA.....	Beach Surgical Holdings II, LLC .....	Influence.....	100.000	UnitedHealth Group Incorporated .....		.5
		.00000	93-1068319				Pueblo-SCA Surgery Center, LLC .....	.DE.	NIA.....	SC Affiliates, LLC .....	Ownership.....	100.000	UnitedHealth Group Incorporated .....		
		.00000					Pulse Platform, LLC .....	.DE.	NIA.....	Rally Health, Inc. ....	Ownership.....	100.000	UnitedHealth Group Incorporated .....		
		.00000	46-3901920				QoL Acquisition Holdings Corp. ....	.DE.	NIA.....	Genoa Healthcare, Inc. ....	Ownership.....	100.000	UnitedHealth Group Incorporated .....		
		.00000	35-2493256				Rally Health, Inc. ....	.DE.	NIA.....	Optum Digital Health Holdings, LLC .....	Ownership.....	100.000	UnitedHealth Group Incorporated .....		
		.00000	80-0947972				Real Appeal, Inc. ....	.DE.	NIA.....	Rally Health, Inc. ....	Ownership.....	100.000	UnitedHealth Group Incorporated .....		
		.00000					Recaudación y Cobranzas Honodav Ltda. ....	.CHL.	NIA.....	Clínica Dávila y Servicios Médicos S.A. ....	Ownership.....	99.000	UnitedHealth Group Incorporated .....		
		.00000					Recaudación y Cobranzas Honodav Ltda. ....	.CHL.	NIA.....	Servicios Integrados de Salud Ltda. ....	Ownership.....	1.000	UnitedHealth Group Incorporated .....		.2
		.00000	94-3115625				Redlands Ambulatory Surgery Center .....	.CA.	NIA.....	Redlands-SCA Surgery Centers, Inc. ....	Ownership.....	54.000	UnitedHealth Group Incorporated .....		.2
							Redlands Family Practice Medical Group, Inc. ....								
		.00000	56-2627067				Redlands-SCA Surgery Centers, Inc. ....	.CA.	NIA.....	Physician(s) owned .....	Influence.....	0.000	UnitedHealth Group Incorporated .....		.4
		.00000	94-3115627				Redwood City Endoscopy Suite, LLC .....	.CA.	NIA.....	SC Affiliates, LLC .....	Ownership.....	100.000	UnitedHealth Group Incorporated .....		.5
		.00000	94-3323051				Redwood City Endoscopy Suite, LLC .....	.CA.	NIA.....	SCA Pacific Holdings, Inc. ....	Influence.....	50.000	UnitedHealth Group Incorporated .....		.5
		.00000	82-3745100				Reliant MSO, LLC .....	.DE.	NIA.....	Collaborative Care Holdings, LLC .....	Ownership.....	100.000	UnitedHealth Group Incorporated .....		
		.00000	32-0543788				Renai Health Holdings, Inc. ....	.DE.	NIA.....	UnitedHealth Group Ventures, LLC .....	Ownership.....	100.000	UnitedHealth Group Incorporated .....		
		.00000	82-3161933				Renai Health IPA, LLC .....	.DE.	NIA.....	Renai Health Holdings, Inc. ....	Ownership.....	100.000	UnitedHealth Group Incorporated .....		
		.00000	82-3130872				Renai Health Management, LLC .....	.DE.	NIA.....	Renai Health Holdings, Inc. ....	Ownership.....	100.000	UnitedHealth Group Incorporated .....		.2
		.00000	46-0758315				River Valley ASC, LLC .....	.CT.	NIA.....	SCA-River Valley, LLC .....	Ownership.....	55.360	UnitedHealth Group Incorporated .....		.2
							Riverside Electronic Healthcare Resources, Inc. ....			Riverside Community Healthplan Medical Group, Inc. ....	Ownership.....	100.000	UnitedHealth Group Incorporated .....		
		.00000	20-3420379				Riverside Medical Management, LLC .....	.CA.	NIA.....	ProHEALTH Medical Management, LLC .....	Ownership.....	100.000	UnitedHealth Group Incorporated .....		.4
		.00000	32-0500242				Riverside Pediatric Group, P.C. ....	.NJ.	NIA.....	Physician(s) owned .....	Influence.....	0.000	UnitedHealth Group Incorporated .....		.4
							Riverside Surgical Center of Meadowlands, LLC .....								
		.00000					LLC .....	.NJ.	NIA.....	Riverside Medical Management, LLC .....	Influence.....	49.000	UnitedHealth Group Incorporated .....		.5
		.00000					Riverside Surgical Center of Newark, LLC .....	.NJ.	NIA.....	Riverside Medical Management, LLC .....	Influence.....	44.100	UnitedHealth Group Incorporated .....		.5
		.00000	86-0857176				Robert B. McBeath, M.D. II, P.C. ....	.NV.	NIA.....	Physician(s) owned .....	Influence.....	0.000	UnitedHealth Group Incorporated .....		.4
.0707	UnitedHealth Group Incorporated .....	.00000	46-2662506				Robert B. McBeath, M.D. III, P.C. ....	.NV.	NIA.....	Physician(s) owned .....	Influence.....	0.000	UnitedHealth Group Incorporated .....		.4
							Robert B. McBeath, M.D., Professional Corporation .....								
		.00000	88-0310956				Rocky Mountain Health Maintenance Organization, Incorporated .....	.NV.	NIA.....	Physician(s) owned .....	Influence.....	0.000	UnitedHealth Group Incorporated .....		.4
.0707	UnitedHealth Group Incorporated .....	.95482	84-0614905				United HealthCare Services, Inc. ....	.CO.	.IA.....	United HealthCare Services, Inc. ....	Ownership.....	100.000	UnitedHealth Group Incorporated .....		



SCHEDULE Y  
PART 1A - DETAIL OF INSURANCE HOLDING COMPANY SYSTEM

1	2	3	4	5	6	7	8	9	10	11	12	13	14	15	16
Group Code	Group Name	NAIC Company Code	ID Number	Federal RSSD	CIK	Name of Securities Exchange if Publicly Traded (U.S. or International)	Names of Parent, Subsidiaries Or Affiliates	Domi-ciliary Location	Relation-ship to Reporting Entity	Directly Controlled by (Name of Entity/Person)	Type of Control (Ownership, Board, Management, Attorney-in-Fact, Influence, Other)	If Control is Owner-ship Provide Percen-tage	Ultimate Controlling Entity(ies)/Person(s)	Is an SCA Filing Re-quired? (Y/N)	*
		.00000	84-1224718				Rocky Mountain HealthCare Options, Inc. ....	..CO.	..NIA.....	Rocky Mountain Health Maintenance Organization, Incorporated .....	Ownership.....	100.000	UnitedHealth Group Incorporated .....		
		.00000	83-0521940				Sacred Heart ASC, LLC .....	..FL.	..NIA.....	Formation Documents Pending .....	Ownership.....	0.000	UnitedHealth Group Incorporated .....		
		.00000					Saden S.A. ....	..CHL.	..NIA.....	Banmédica S.A. ....	Ownership.....	99.920	UnitedHealth Group Incorporated .....		
		.00000					Saden S.A. ....	..CHL.	..NIA.....	Clínica Dávila y Servicios Médicos S.A. ....	Ownership.....	0.080	UnitedHealth Group Incorporated .....		2
		.00000					Sahtu Medical Ltd .....	..CAN.	..NIA.....	UnitedHealthcare Global Canada Limited .....	Ownership.....	100.000	UnitedHealth Group Incorporated .....		
		.00000	74-2462470				Salem Surgery Center, LLC .....	..OR.	..NIA.....	Surgicare of Salem, LLC .....	Ownership.....	70.000	UnitedHealth Group Incorporated .....		2
		.00000	45-2219585				Salveo Specialty Pharmacy, Inc. ....	..DE.	..NIA.....	OptumRx Administrative Services, LLC .....	Ownership.....	100.000	UnitedHealth Group Incorporated .....		2
		.00000	77-0322251				San Diego Endoscopy Center .....	..CA.	..NIA.....	Endoscopy Center Affiliates, Inc. ....	Ownership.....	39.000	UnitedHealth Group Incorporated .....		2
		.00000	27-3787593				Sand Lake SurgiCenter, LLC .....	..FL.	..NIA.....	SCA-Sand Lake, LLC .....	Ownership.....	51.450	UnitedHealth Group Incorporated .....		2
		.00000	91-2127820				Santa Cruz Endoscopy Center, LLC .....	..CA.	..NIA.....	SCA Pacific Holdings, Inc. ....	Ownership.....	50.000	UnitedHealth Group Incorporated .....		2
		.00000					Santa Helena Assistência Médica S.A. ....	..BRA.	..NIA.....	Elual Participações S.A. ....	Ownership.....	77.301	UnitedHealth Group Incorporated .....		2
		.00000					Santa Helena Assistência Médica S.A. ....	..BRA.	..NIA.....	Amil Assistência Médica Internacional S.A. ....	Ownership.....	22.292	UnitedHealth Group Incorporated .....		2
		.00000					Santos Administração e Participações S.A. ....	..BRA.	..NIA.....	Amil Assistência Médica Internacional S.A. ....	Ownership.....	100.000	UnitedHealth Group Incorporated .....		
		.00000	84-1754732				Sanvello Behavioral Health Services, P.A. ....	..DE.	..NIA.....	Physician(s) owned .....	Influence.....	0.000	UnitedHealth Group Incorporated .....		4
		.00000	83-3057919				Sanvello Health Holdings, LLC .....	..DE.	..NIA.....	UnitedHealth Group Ventures, LLC .....	Ownership.....	85.790	UnitedHealth Group Incorporated .....		
		.00000	47-1920345				Sanvello Health Inc. ....	..DE.	..NIA.....	Sanvello Health Holdings, LLC .....	Ownership.....	100.000	UnitedHealth Group Incorporated .....		2
		.00000	27-4028885				Savvysherpa Administrative Services, LLC .....	..MN.	..NIA.....	Savvysherpa, LLC .....	Ownership.....	100.000	UnitedHealth Group Incorporated .....		
		.00000					Savvysherpa Asia, Inc. ....	..PHL.	..NIA.....	Savvysherpa, LLC .....	Ownership.....	99.986	UnitedHealth Group Incorporated .....		2
		.00000	41-1934238				Savvysherpa, LLC .....	..DE.	..NIA.....	United HealthCare Services, Inc. ....	Ownership.....	100.000	UnitedHealth Group Incorporated .....		
		.00000	62-1149229				SC Affiliates, LLC .....	..DE.	..NIA.....	Surgical Care Affiliates, LLC .....	Ownership.....	100.000	UnitedHealth Group Incorporated .....		
		.00000	92-0080881				SCA Alaska Surgery Center, Inc. ....	..AK.	..NIA.....	SC Affiliates, LLC .....	Ownership.....	100.000	UnitedHealth Group Incorporated .....		
		.00000	47-5537316				SCA Athens, LLC .....	..DE.	..NIA.....	SC Affiliates, LLC .....	Ownership.....	100.000	UnitedHealth Group Incorporated .....		
		.00000	47-5014406				SCA Austin Holdings, LLC .....	..DE.	..NIA.....	SC Affiliates, LLC .....	Ownership.....	100.000	UnitedHealth Group Incorporated .....		
		.00000	45-4230864				SCA BOSC Holdings, LLC .....	..DE.	..NIA.....	National Surgery Centers, LLC .....	Ownership.....	25.000	UnitedHealth Group Incorporated .....		
		.00000	45-4230864				SCA BOSC Holdings, LLC .....	..DE.	..NIA.....	SC Affiliates, LLC .....	Ownership.....	25.000	UnitedHealth Group Incorporated .....		
		.00000	45-4230864				SCA BOSC Holdings, LLC .....	..DE.	..NIA.....	SunSurgery, LLC .....	Ownership.....	25.000	UnitedHealth Group Incorporated .....		
		.00000	45-4230864				SCA BOSC Holdings, LLC .....	..DE.	..NIA.....	Surgery Center Holding, LLC .....	Ownership.....	25.000	UnitedHealth Group Incorporated .....		
		.00000	47-2110605				SCA California Surgical Holdings, LLC .....	..DE.	..NIA.....	National Surgery Centers, LLC .....	Ownership.....	100.000	UnitedHealth Group Incorporated .....		
		.00000	47-3916468				SCA Capital, LLC .....	..DE.	..NIA.....	Surgical Care Affiliates, LLC .....	Ownership.....	100.000	UnitedHealth Group Incorporated .....		2
		.00000	47-5030792				SCA Cedar Park Holdings, LLC .....	..DE.	..NIA.....	SCA Austin Holdings, LLC .....	Ownership.....	100.000	UnitedHealth Group Incorporated .....		
		.00000	04-3170801				SCA Danbury Surgical Center, LLC .....	..DE.	..NIA.....	SunSurgery, LLC .....	Ownership.....	63.010	UnitedHealth Group Incorporated .....		2
		.00000	62-1535981				SCA Development, LLC .....	..DE.	..NIA.....	SC Affiliates, LLC .....	Ownership.....	100.000	UnitedHealth Group Incorporated .....		
		.00000	98-1372069				SCA eCode Solutions Private Limited .....	..IND.	..NIA.....	eCode Solutions, LLC .....	Ownership.....	100.000	UnitedHealth Group Incorporated .....		
		.00000	98-1372069				SCA eCode Solutions Private Limited .....	..IND.	..NIA.....	eCode Solutions, LLC .....	Ownership.....	99.990	UnitedHealth Group Incorporated .....		
		.00000	45-4230987				SCA EHSC Holdings, LLC .....	..DE.	..NIA.....	National Surgery Centers, LLC .....	Ownership.....	25.000	UnitedHealth Group Incorporated .....		
		.00000	45-4230987				SCA EHSC Holdings, LLC .....	..DE.	..NIA.....	SC Affiliates, LLC .....	Ownership.....	25.000	UnitedHealth Group Incorporated .....		
		.00000	45-4230987				SCA EHSC Holdings, LLC .....	..DE.	..NIA.....	SunSurgery, LLC .....	Ownership.....	25.000	UnitedHealth Group Incorporated .....		
		.00000	45-4230987				SCA EHSC Holdings, LLC .....	..DE.	..NIA.....	Surgery Center Holding, LLC .....	Ownership.....	25.000	UnitedHealth Group Incorporated .....		
		.00000	47-5512838				SCA EIASC Holdings, LLC .....	..DE.	..NIA.....	National Surgery Centers, LLC .....	Ownership.....	25.000	UnitedHealth Group Incorporated .....		
		.00000	47-5512838				SCA EIASC Holdings, LLC .....	..DE.	..NIA.....	SC Affiliates, LLC .....	Ownership.....	25.000	UnitedHealth Group Incorporated .....		
		.00000	47-5512838				SCA EIASC Holdings, LLC .....	..DE.	..NIA.....	SunSurgery, LLC .....	Ownership.....	25.000	UnitedHealth Group Incorporated .....		
		.00000	47-5512838				SCA EIASC Holdings, LLC .....	..DE.	..NIA.....	Surgery Center Holding, LLC .....	Ownership.....	25.000	UnitedHealth Group Incorporated .....		
		.00000	47-5064834				SCA Hays Holdings, LLC .....	..DE.	..NIA.....	SCA Austin Holdings, LLC .....	Ownership.....	100.000	UnitedHealth Group Incorporated .....		
		.00000	83-2735871				SCA Heartland Holdings, LLC .....	..DE.	..NIA.....	SC Affiliates, LLC .....	Ownership.....	100.000	UnitedHealth Group Incorporated .....		
		.00000	36-4869243				SCA HoldCo, Inc. ....	..DE.	..NIA.....	Collaborative Care Holdings, LLC .....	Ownership.....	100.000	UnitedHealth Group Incorporated .....		
		.00000	27-1664837				SCA Holding Company, Inc. ....	..DE.	..NIA.....	SCA Surgery Holdings, LLC .....	Ownership.....	100.000	UnitedHealth Group Incorporated .....		
		.00000	47-1256943				SCA Holdings, Inc. ....	..CA.	..NIA.....	National Surgery Centers, LLC .....	Ownership.....	100.000	UnitedHealth Group Incorporated .....		
		.00000	45-4240475				SCA IEC Holdings, LLC .....	..DE.	..NIA.....	National Surgery Centers, LLC .....	Ownership.....	25.000	UnitedHealth Group Incorporated .....		
		.00000	45-4240475				SCA IEC Holdings, LLC .....	..DE.	..NIA.....	SC Affiliates, LLC .....	Ownership.....	25.000	UnitedHealth Group Incorporated .....		
		.00000	45-4240475				SCA IEC Holdings, LLC .....	..DE.	..NIA.....	SunSurgery, LLC .....	Ownership.....	25.000	UnitedHealth Group Incorporated .....		
		.00000	45-4240475				SCA IEC Holdings, LLC .....	..DE.	..NIA.....	Surgery Center Holding, LLC .....	Ownership.....	25.000	UnitedHealth Group Incorporated .....		



SCHEDULE Y  
PART 1A - DETAIL OF INSURANCE HOLDING COMPANY SYSTEM

1	2	3	4	5	6	7	8	9	10	11	12	13	14	15	16
Group Code	Group Name	NAIC Company Code	ID Number	Federal RSSD	CIK	Name of Securities Exchange if Publicly Traded (U.S. or International)	Names of Parent, Subsidiaries Or Affiliates	Domi-ciliary Location	Relation-ship to Reporting Entity	Directly Controlled by (Name of Entity/Person)	Type of Control (Ownership, Board, Management, Attorney-in-Fact, Influence, Other)	If Control is Owner-ship Provide Percen-tage	Ultimate Controlling Entity(ies)/Person(s)	Is an SCA Filing Re-quired? (Y/N)	*
		.00000	45-2684108				SCA Indiana Holdings, LLC	DE	NIA	National Surgery Centers, LLC	Ownership	25.000	UnitedHealth Group Incorporated		
		.00000	45-2684108				SCA Indiana Holdings, LLC	DE	NIA	SC Affiliates, LLC	Ownership	25.000	UnitedHealth Group Incorporated		
		.00000	45-2684108				SCA Indiana Holdings, LLC	DE	NIA	SunSurgery, LLC	Ownership	25.000	UnitedHealth Group Incorporated		
		.00000	45-2684108				SCA Indiana Holdings, LLC	DE	NIA	Surgery Center Holding, LLC	Ownership	25.000	UnitedHealth Group Incorporated		
		.00000	20-8116987				SCA Nashville ASC, LLC	TN	NIA	Nashville-SCA Surgery Centers, Inc.	Ownership	99.000	UnitedHealth Group Incorporated		
		.00000	20-8116987				SCA Nashville ASC, LLC	TN	NIA	SC Affiliates, LLC	Ownership	1.000	UnitedHealth Group Incorporated		
		.00000	62-1505276				SCA of Clarksville, Inc.	TN	NIA	Surgical Health, LLC	Ownership	100.000	UnitedHealth Group Incorporated		
		.00000	27-1707364				SCA Pacific Holdings, Inc.	CA	NIA	SC Affiliates, LLC	Ownership	100.000	UnitedHealth Group Incorporated		
		.00000	46-1686425				SCA Pennsylvania Holdings, LLC	DE	NIA	Surgery Center Holding, LLC	Ownership	100.000	UnitedHealth Group Incorporated		2
							SCA Premier Surgery Center of Louisville, LLC								
		.00000	72-1386840					DE	NIA	SC Affiliates, LLC	Ownership	100.000	UnitedHealth Group Incorporated		
		.00000	81-5211225				SCA Rockledge JV, LLC	DE	NIA	SCA-Merritt, LLC	Ownership	97.000	UnitedHealth Group Incorporated		2
		.00000	45-4252645				SCA ROCS Holdings, LLC	DE	NIA	National Surgery Centers, LLC	Ownership	25.000	UnitedHealth Group Incorporated		
		.00000	45-4252645				SCA ROCS Holdings, LLC	DE	NIA	SC Affiliates, LLC	Ownership	25.000	UnitedHealth Group Incorporated		
		.00000	45-4252645				SCA ROCS Holdings, LLC	DE	NIA	SunSurgery, LLC	Ownership	25.000	UnitedHealth Group Incorporated		
		.00000	45-4252645				SCA ROCS Holdings, LLC	DE	NIA	Surgery Center Holding, LLC	Ownership	25.000	UnitedHealth Group Incorporated		
		.00000	84-3673924				SCA Sage Medical, LLC	DE	NIA	SC Affiliates, LLC	Ownership	100.000	UnitedHealth Group Incorporated		
		.00000	47-4928368				SCA Southwestern PA, LLC	DE	NIA	SC Affiliates, LLC	Ownership	100.000	UnitedHealth Group Incorporated		
		.00000	47-3165040				SCA Specialists of Florida, LLC	DE	NIA	SCA Surgery Holdings, LLC	Ownership	100.000	UnitedHealth Group Incorporated		
		.00000	46-4898819				SCA SSC Holdings, LLC	DE	NIA	National Surgery Centers, LLC	Ownership	25.000	UnitedHealth Group Incorporated		
		.00000	46-4898819				SCA SSC Holdings, LLC	DE	NIA	SC Affiliates, LLC	Ownership	25.000	UnitedHealth Group Incorporated		
		.00000	46-4898819				SCA SSC Holdings, LLC	DE	NIA	SunSurgery, LLC	Ownership	25.000	UnitedHealth Group Incorporated		
		.00000	46-4898819				SCA SSC Holdings, LLC	DE	NIA	Surgery Center Holding, LLC	Ownership	25.000	UnitedHealth Group Incorporated		
		.00000	45-4266502				SCA SSSC Holdings, LLC	DE	NIA	National Surgery Centers, LLC	Ownership	25.000	UnitedHealth Group Incorporated		
		.00000	45-4266502				SCA SSSC Holdings, LLC	DE	NIA	SC Affiliates, LLC	Ownership	25.000	UnitedHealth Group Incorporated		
		.00000	45-4266502				SCA SSSC Holdings, LLC	DE	NIA	SunSurgery, LLC	Ownership	25.000	UnitedHealth Group Incorporated		
		.00000	45-4266502				SCA SSSC Holdings, LLC	DE	NIA	Surgery Center Holding, LLC	Ownership	25.000	UnitedHealth Group Incorporated		
		.00000	47-5038680				SCA Stonegate Holdings, LLC	DE	NIA	SCA Austin Holdings, LLC	Ownership	100.000	UnitedHealth Group Incorporated		
		.00000	63-1286887				SCA Surgery Center of Cullman, LLC	DE	NIA	SC Affiliates, LLC	Ownership	100.000	UnitedHealth Group Incorporated		
		.00000	26-2602268				SCA Surgery Holdings, LLC	DE	NIA	Surgical Care Affiliates, LLC	Ownership	100.000	UnitedHealth Group Incorporated		
		.00000	46-4774546				SCA Surgery Partners, LLC	DE	NIA	National Surgery Centers, LLC	Ownership	100.000	UnitedHealth Group Incorporated		
		.00000	75-2501088				SCA Surgicare of Laguna Hills, LLC	DE	NIA	Surgery Center Holding, LLC	Ownership	100.000	UnitedHealth Group Incorporated		
		.00000	27-2096767				SCA Teammate Support Network	AL	NIA	Surgical Care Affiliates, LLC	Ownership	100.000	UnitedHealth Group Incorporated		
		.00000	74-2555097				SCA-Albuquerque Surgery Properties, Inc.	NM	NIA	SC Affiliates, LLC	Ownership	100.000	UnitedHealth Group Incorporated		
		.00000	47-1807383				SCA-Alliance, LLC	DE	NIA	SCA Surgery Holdings, LLC	Ownership	100.000	UnitedHealth Group Incorporated		
		.00000	82-4763869				SCA-Anne Arundel, LLC	DE	NIA	SC Affiliates, LLC	Ownership	100.000	UnitedHealth Group Incorporated		
		.00000	83-2703057				SCA-Applecare Partners, LLC	DE	NIA	SCA-Downey, LLC	Ownership	100.000	UnitedHealth Group Incorporated		
		.00000	82-3857984				SCA-Bethesda, LLC	DE	NIA	SC Affiliates, LLC	Ownership	100.000	UnitedHealth Group Incorporated		
		.00000	62-1530120				SCA-Blue Ridge, LLC	DE	NIA	SC Affiliates, LLC	Ownership	100.000	UnitedHealth Group Incorporated		2
		.00000	83-1529292				SCA-Bonita Springs, LLC	DE	NIA	SC Affiliates, LLC	Ownership	100.000	UnitedHealth Group Incorporated		
		.00000	82-1980137				SCA-Brandon, LLC	DE	NIA	SC Affiliates, LLC	Ownership	50.980	UnitedHealth Group Incorporated		2
		.00000	83-1094012				SCA-Castle Rock, LLC	DE	NIA	SC Affiliates, LLC	Ownership	100.000	UnitedHealth Group Incorporated		
		.00000	47-1535510				SCA-Central Florida, LLC	FL	NIA	SC Affiliates, LLC	Ownership	55.360	UnitedHealth Group Incorporated		2
		.00000	58-1709758				SCA-Charleston, LLC	DE	NIA	SCA Surgery Holdings, LLC	Ownership	100.000	UnitedHealth Group Incorporated		
		.00000	82-4511713				SCA-Chatham, LLC	DE	NIA	SC Affiliates, LLC	Ownership	100.000	UnitedHealth Group Incorporated		
		.00000	83-1093626				SCA-Cherry Creek, LLC	DE	NIA	SC Affiliates, LLC	Ownership	100.000	UnitedHealth Group Incorporated		
		.00000	81-3301058				SCA-Chevy Chase, LLC	DE	NIA	SC Affiliates, LLC	Ownership	100.000	UnitedHealth Group Incorporated		
		.00000	62-1516306				SCA-Citrus, Inc.	TN	NIA	SC Affiliates, LLC	Ownership	100.000	UnitedHealth Group Incorporated		
		.00000	83-1541326				SCA-Colonial Partners, LLC	DE	NIA	SCA-Ft. Myers, LLC	Ownership	69.698	UnitedHealth Group Incorporated		
		.00000	93-1047471				SCA-Colorado Springs, LLC	DE	NIA	SC Affiliates, LLC	Ownership	100.000	UnitedHealth Group Incorporated		
		.00000	83-1585952				SCA-Connecticut Partners, LLC	DE	NIA	SunSurgery, LLC	Ownership	100.000	UnitedHealth Group Incorporated		
		.00000	47-4028383				SCA-Davenport, LLC	DE	NIA	SC Affiliates, LLC	Ownership	100.000	UnitedHealth Group Incorporated		
		.00000	84-2003112				SCA-Denver Physicians Holdings, LLC	DE	NIA	SCA-Denver, LLC	Ownership	55.000	UnitedHealth Group Incorporated		2
		.00000	84-2997638				SCA-Denver, LLC	DE	NIA	SC Affiliates, LLC	Ownership	100.000	UnitedHealth Group Incorporated		



**SCHEDULE Y**  
**PART 1A - DETAIL OF INSURANCE HOLDING COMPANY SYSTEM**

1	2	3	4	5	6	7	8	9	10	11	12	13	14	15	16
Group Code	Group Name	NAIC Company Code	ID Number	Federal RSSD	CIK	Name of Securities Exchange if Publicly Traded (U.S. or International)	Names of Parent, Subsidiaries Or Affiliates	Domi-ciliary Location	Relation-ship to Reporting Entity	Directly Controlled by (Name of Entity/Person)	Type of Control (Ownership, Board, Management, Attorney-in-Fact, Influence, Other)	If Control is Owner-ship Provide Percen-tage	Ultimate Controlling Entity(ies)/Person(s)	Is an SCA Filing Re-quired? (Y/N)	*
		.00000	82-1470227				SCA-Derry, LLC	DE	NIA	SC Affiliates, LLC	Ownership	78.873	UnitedHealth Group Incorporated		2
		.00000	81-3734814				SCA-Doral, LLC	DE	NIA	SC Affiliates, LLC	Ownership	100.000	UnitedHealth Group Incorporated		
		.00000	83-3055579				SCA-Downey, LLC	DE	NIA	SC Affiliates, LLC	Ownership	100.000	UnitedHealth Group Incorporated		
		.00000	83-1093886				SCA-DRY CREEK, LLC	DE	NIA	SC Affiliates, LLC	Ownership	100.000	UnitedHealth Group Incorporated		
		.00000	83-1102015				SCA-DTC Holdings, LLC	DE	NIA	SC Affiliates, LLC	Ownership	100.000	UnitedHealth Group Incorporated		
		.00000	81-1594261				SCA-Dublin, LLC	DE	NIA	SC Affiliates, LLC	Ownership	100.000	UnitedHealth Group Incorporated		
		.00000	81-3301305				SCA-Encinitas, Inc.	DE	NIA	Surgical Health, LLC	Ownership	100.000	UnitedHealth Group Incorporated		
		.00000	62-1541235				SCA-Eugene, Inc.	TN	NIA	SC Affiliates, LLC	Ownership	100.000	UnitedHealth Group Incorporated		
		.00000	83-2805878				SCA-First Coast, LLC	DE	NIA	SC Affiliates, LLC	Ownership	100.000	UnitedHealth Group Incorporated		
		.00000	62-1551099				SCA-Florence, LLC	DE	NIA	SC Affiliates, LLC	Ownership	100.000	UnitedHealth Group Incorporated		
		.00000	93-1067967				SCA-Fort Collins, Inc.	CO	NIA	SC Affiliates, LLC	Ownership	100.000	UnitedHealth Group Incorporated		
		.00000	62-1502719				SCA-Fort Walton, Inc.	TN	NIA	SC Affiliates, LLC	Ownership	100.000	UnitedHealth Group Incorporated		
		.00000	47-3641516				SCA-Franklin, LLC	DE	NIA	SC Affiliates, LLC	Ownership	100.000	UnitedHealth Group Incorporated		
		.00000	81-2727879				SCA-Frederick, LLC	DE	NIA	SC Affiliates, LLC	Ownership	100.000	UnitedHealth Group Incorporated		
		.00000	82-3535257				SCA-Freeway Holdings, LLC	DE	NIA	SC Affiliates, LLC	Ownership	100.000	UnitedHealth Group Incorporated		
		.00000	36-4907566				SCA-Ft. Myers, LLC	DE	NIA	SC Affiliates, LLC	Ownership	100.000	UnitedHealth Group Incorporated		
		.00000	62-1547690				SCA-Gainesville, LLC	DE	NIA	SC Affiliates, LLC	Ownership	100.000	UnitedHealth Group Incorporated		
		.00000	81-1956407				SCA-Gladiolus, LLC	DE	NIA	SC Affiliates, LLC	Ownership	100.000	UnitedHealth Group Incorporated		
		.00000	82-1438326				SCA-GRAINTS PASS, LLC	DE	NIA	SC Affiliates, LLC	Ownership	100.000	UnitedHealth Group Incorporated		
		.00000	81-2376695				SCA-Grove Place, LLC	DE	NIA	SC Affiliates, LLC	Ownership	100.000	UnitedHealth Group Incorporated		
		.00000	47-3466283				SCA-Hagerstown, LLC	DE	NIA	SC Affiliates, LLC	Ownership	100.000	UnitedHealth Group Incorporated		
		.00000	81-4605501				SCA-Hamden, LLC	DE	NIA	SC Affiliates, LLC	Ownership	100.000	UnitedHealth Group Incorporated		
		.00000	47-5229514				SCA-Hilton Head, LLC	DE	NIA	SC Affiliates, LLC	Ownership	100.000	UnitedHealth Group Incorporated		
		.00000	62-1506650				SCA-Honolulu, LLC	DE	NIA	SC Affiliates, LLC	Ownership	100.000	UnitedHealth Group Incorporated		
		.00000	81-3445356				SCA-Houston Executive, LLC	DE	NIA	SCA Pacific Holdings, Inc.	Ownership	100.000	UnitedHealth Group Incorporated		
		.00000	81-4905342				SCAI Holdings, LLC	DE	NIA	SCA HoldCo, Inc.	Ownership	100.000	UnitedHealth Group Incorporated		
		.00000	81-1666861				SCA-Illinois, LLC	DE	NIA	SCA Surgery Holdings, LLC	Ownership	100.000	UnitedHealth Group Incorporated		
		.00000	47-3930052				SCA-IT Holdings, LLC	DE	NIA	SC Affiliates, LLC	Ownership	100.000	UnitedHealth Group Incorporated		
		.00000	83-3090526				SCA-JPM Holdings, LLC	DE	NIA	SC Affiliates, LLC	Ownership	100.000	UnitedHealth Group Incorporated		
		.00000	83-1102109				SCA-Kissing Camels Holdings, LLC	DE	NIA	SC Affiliates, LLC	Ownership	100.000	UnitedHealth Group Incorporated		
		.00000	81-4292506				SCA-Main Street, LLC	DE	NIA	SC Affiliates, LLC	Ownership	100.000	UnitedHealth Group Incorporated		
		.00000	47-1751165				SCA-Marina del Rey, LLC	CA	NIA	SC Affiliates, LLC	Ownership	100.000	UnitedHealth Group Incorporated		
		.00000	81-1367813				SCA-MC VBP, Inc.	DE	NIA	SC Affiliates, LLC	Ownership	100.000	UnitedHealth Group Incorporated		
		.00000	62-1184188				SCA-Mecklenburg Development Corp.	NC	NIA	SC Affiliates, LLC	Ownership	100.000	UnitedHealth Group Incorporated		
		.00000	81-4616104				SCA-Memorial City, LLC	DE	NIA	SC Affiliates, LLC	Ownership	100.000	UnitedHealth Group Incorporated		
		.00000	81-1771410				SCA-Merritt, LLC	DE	NIA	SC Affiliates, LLC	Ownership	100.000	UnitedHealth Group Incorporated		
		.00000	82-2455773				SCA-Midlands, LLC	DE	NIA	SC Affiliates, LLC	Ownership	100.000	UnitedHealth Group Incorporated		
		.00000	81-2976543				SCA-Midway Management, LLC	IL	NIA	SC Affiliates, LLC	Ownership	100.000	UnitedHealth Group Incorporated		
		.00000	83-1093787				SCA-Mile High Holdings, LLC	DE	NIA	SC Affiliates, LLC	Ownership	100.000	UnitedHealth Group Incorporated		
		.00000	80-0070617				SCA-Mobile, LLC	DE	NIA	SC Affiliates, LLC	Ownership	100.000	UnitedHealth Group Incorporated		
		.00000	81-1320467				SCA-Mokena Properties, LLC	DE	NIA	SCA-Mokena, LLC	Ownership	100.000	UnitedHealth Group Incorporated		
		.00000	81-1065674				SCA-Mokena, LLC	DE	NIA	SC Affiliates, LLC	Ownership	100.000	UnitedHealth Group Incorporated		
		.00000					SCA-Morris County, LLC	DE	NIA	SC Affiliates, LLC	Ownership	100.000	UnitedHealth Group Incorporated		
		.00000	62-1506655				SCA-Mt. Pleasant, LLC	DE	NIA	SC Affiliates, LLC	Ownership	100.000	UnitedHealth Group Incorporated		
		.00000	81-2850365				SCA-Naperville, LLC	DE	NIA	SC Affiliates, LLC	Ownership	100.000	UnitedHealth Group Incorporated		
		.00000	82-3002171				SCA-Naples, LLC	DE	NIA	SC Affiliates, LLC	Ownership	100.000	UnitedHealth Group Incorporated		
		.00000	81-1347328				SCA-ND VBP, Inc.	DE	NIA	SC Affiliates, LLC	Ownership	100.000	UnitedHealth Group Incorporated		
		.00000	47-4418919				SCA-New Jersey, LLC	DE	NIA	SC Affiliates, LLC	Ownership	100.000	UnitedHealth Group Incorporated		2
		.00000	47-1760663				SCA-Newport Beach, LLC	CA	NIA	SC Affiliates, LLC	Ownership	100.000	UnitedHealth Group Incorporated		2
		.00000					Scanner Centromed S.A.	CHL	NIA	Administradora Médica Centromed S.A.	Ownership	84.500	UnitedHealth Group Incorporated		2
		.00000	62-1589343				SCA-Northeast Georgia Health, LLC	TN	NIA	SCA-Gainesville, LLC	Ownership	50.100	UnitedHealth Group Incorporated		2
		.00000	81-3445510				SCA-Palm Beach MSO Holdings, LLC	DE	NIA	SunSurgery, LLC	Ownership	100.000	UnitedHealth Group Incorporated		
		.00000	82-3050836				SCA-Palm Beach, LLC	DE	NIA	SC Affiliates, LLC	Ownership	100.000	UnitedHealth Group Incorporated		
		.00000	62-1538850				SCA-Paoli, LLC	DE	NIA	SC Affiliates, LLC	Ownership	100.000	UnitedHealth Group Incorporated		



SCHEDULE Y  
PART 1A - DETAIL OF INSURANCE HOLDING COMPANY SYSTEM

1	2	3	4	5	6	7	8	9	10	11	12	13	14	15	16
Group Code	Group Name	NAIC Company Code	ID Number	Federal RSSD	CIK	Name of Securities Exchange if Publicly Traded (U.S. or International)	Names of Parent, Subsidiaries Or Affiliates	Domi-ciliary Location	Relation-ship to Reporting Entity	Directly Controlled by (Name of Entity/Person)	Type of Control (Ownership, Board, Management, Attorney-in-Fact, Influence, Other)	If Control is Owner-ship Provide Percen-tage	Ultimate Controlling Entity(ies)/Person(s)	Is an SCA Filing Re-quired? (Y/N)	*
		.00000	47-2785908				SCA-Phoenix, LLC	.DE	NIA	SC Affiliates, LLC	Ownership	100.000	UnitedHealth Group Incorporated		
		.00000	47-1620189				SCA-Pocono, LLC	.DE	NIA	SC Affiliates, LLC	Ownership	100.000	UnitedHealth Group Incorporated		
		.00000	81-4139195				SCA-PORTLAND, LLC	.DE	NIA	SC Affiliates, LLC	Ownership	100.000	UnitedHealth Group Incorporated		
		.00000					SCA-Practice Partners Holdings, LLC	.DE	NIA	SC Affiliates, LLC	Ownership	100.000	UnitedHealth Group Incorporated		2
		.00000	81-4304317				SCA-River Valley, LLC	.DE	NIA	SC Affiliates, LLC	Ownership	100.000	UnitedHealth Group Incorporated		
		.00000	83-2111732				SCA-Riverside Partners, LLC	.DE	NIA	SCA-Riverside, LLC	Ownership	51.000	UnitedHealth Group Incorporated		2
		.00000	83-2721919				SCA-Riverside, LLC	.DE	NIA	SC Affiliates, LLC	Ownership	100.000	UnitedHealth Group Incorporated		
		.00000	47-1647512				SCA-Rockville, LLC	.DE	NIA	SC Affiliates, LLC	Ownership	100.000	UnitedHealth Group Incorporated		
		.00000	81-2963561				SCA-San Diego, Inc.	.DE	NIA	Surgical Health, LLC	Ownership	100.000	UnitedHealth Group Incorporated		2
		.00000	94-3138088				SCA-San Luis Obispo, LLC	.DE	NIA	SC Affiliates, LLC	Ownership	100.000	UnitedHealth Group Incorporated		
		.00000	47-1685878				SCA-Sand Lake, LLC	.FL	NIA	SC Affiliates, LLC	Ownership	83.480	UnitedHealth Group Incorporated		2
		.00000	88-0185362				SCA-Santa Rosa, Inc.	.NV	NIA	SC Affiliates, LLC	Ownership	100.000	UnitedHealth Group Incorporated		
		.00000	62-1179532				SCA-Shelby Development Corp.	.TN	NIA	SC Affiliates, LLC	Ownership	100.000	UnitedHealth Group Incorporated		
		.00000	81-3300613				SCA-Somerset, LLC	.DE	NIA	SCA Surgery Holdings, LLC	Ownership	100.000	UnitedHealth Group Incorporated		
		.00000	22-3117714				SCA-South Jersey, LLC	.DE	NIA	SC Affiliates, LLC	Ownership	100.000	UnitedHealth Group Incorporated		
		.00000	47-2676325				SCA-Sparta, LLC	.DE	NIA	SC Affiliates, LLC	Ownership	100.000	UnitedHealth Group Incorporated		
		.00000	82-4499088				SCA-Spartanburg Holdings, LLC	.DE	NIA	SC Affiliates, LLC	Ownership	100.000	UnitedHealth Group Incorporated		
		.00000	47-4106989				SCA-St. Louis, LLC	.DE	NIA	Surgical Health, LLC	Ownership	100.000	UnitedHealth Group Incorporated		
		.00000	82-3270591				SCA-St. Lucie, LLC	.DE	NIA	SC Affiliates, LLC	Ownership	100.000	UnitedHealth Group Incorporated		
		.00000	81-4371453				SCA-SurgiCare, LLC	.DE	NIA	SC Affiliates, LLC	Ownership	100.000	UnitedHealth Group Incorporated		
		.00000	81-2455241				SCA-Swiftpath, LLC	.DE	NIA	SC Affiliates, LLC	Ownership	100.000	UnitedHealth Group Incorporated		
		.00000	82-1987225				SCA-VERTA, LLC	.DE	NIA	SC Affiliates, LLC	Ownership	100.000	UnitedHealth Group Incorporated		2
		.00000	82-2294882				SCA-Wake Forest, LLC	.DE	NIA	SC Affiliates, LLC	Ownership	100.000	UnitedHealth Group Incorporated		
		.00000	82-1449412				SCA-Western Connecticut, LLC	.DE	NIA	SC Affiliates, LLC	Ownership	67.000	UnitedHealth Group Incorporated		2
		.00000	82-3689825				SCA-Westover Hills, LLC	.DE	NIA	SC Affiliates, LLC	Ownership	100.000	UnitedHealth Group Incorporated		
		.00000	83-3082789				SCA-Wilmington, LLC	.DE	NIA	SC Affiliates, LLC	Ownership	100.000	UnitedHealth Group Incorporated		
		.00000	47-2890788				SCA-Wilson, LLC	.DE	NIA	SCA Surgery Holdings, LLC	Ownership	100.000	UnitedHealth Group Incorporated		
		.00000	81-1159878				SCA-Winchester, LLC	.DE	NIA	SC Affiliates, LLC	Ownership	100.000	UnitedHealth Group Incorporated		
		.00000	62-1525777				SCA-Winter Park, Inc.	.TN	NIA	SC Affiliates, LLC	Ownership	100.000	UnitedHealth Group Incorporated		
		.00000	82-3528300				SCA-Woodlands Holdings, LLC	.DE	NIA	SC Affiliates, LLC	Ownership	100.000	UnitedHealth Group Incorporated		
		.00000	27-2635371				SCP Specialty Infusion, LLC	.DE	NIA	BrivoRx Infusion Services, Inc.	Ownership	100.000	UnitedHealth Group Incorporated		
		.00000	98-1097822				ScriptSwitch Limited	.GBR	NIA	Optum UK Solutions Group Limited	Ownership	100.000	UnitedHealth Group Incorporated		
										Anil Assistência Médica Internacional S.A.					
		.00000	98-1202716				Seisa Serviços Integrados de Saúde Ltda.	.BRA	NIA		Ownership	100.000	UnitedHealth Group Incorporated		2
										Cemed Care – Empresa de Atendimento Clínico Geral Ltda.					
		.00000	98-1202716				Seisa Serviços Integrados de Saúde Ltda.	.BRA	NIA		Ownership	0.000	UnitedHealth Group Incorporated		
		.00000	42-1709357				Senate Street Surgery Center, LLC	.IN	NIA	SCA SSSC Holdings, LLC	Ownership	50.720	UnitedHealth Group Incorporated		2
		.00000	86-0739432				Senior Benefits, L.L.C.	.AZ	NIA	USHEALTH Career Agency, Inc.	Ownership	100.000	UnitedHealth Group Incorporated		
		.00000	27-1533951				Serquinox Holdings LLC	.DE	NIA	BrivoRx Infusion Services, Inc.	Ownership	100.000	UnitedHealth Group Incorporated		
		.00000					Servicios de Entrenamiento en Competencias Clínicas Ltda.	.CHL	NIA	Clínica Santa María S.A.	Ownership	99.900	UnitedHealth Group Incorporated		
							Servicios de Entrenamiento en Competencias Clínicas Ltda.	.CHL	NIA						
		.00000					Servicios Integrados de Salud Ltda.	.CHL	NIA	Sociedad de Inversiones Santa María S.A.	Ownership	0.100	UnitedHealth Group Incorporated		
		.00000					Servicios Integrados de Salud Ltda.	.CHL	NIA	Clínica Dávila y Servicios Médicos S.A.	Ownership	99.900	UnitedHealth Group Incorporated		
		.00000					Servicios Integrados de Salud Ltda.	.CHL	NIA	Clínica Santa María S.A.	Ownership	0.100	UnitedHealth Group Incorporated		
		.00000					Servicios Médicos Amed Quilpué S.A.	.CHL	NIA	Centromed Quilpué S.A.	Ownership	99.900	UnitedHealth Group Incorporated		
		.00000					Servicios Médicos Amed Quilpué S.A.	.CHL	NIA	Laboratorios Médicos Amed Quilpué S.A.	Ownership	0.100	UnitedHealth Group Incorporated		
		.00000					Servicios Médicos Bío Bío Limitada	.CHL	NIA	Clínica Bío Bío S.A.	Ownership	99.000	UnitedHealth Group Incorporated		
		.00000					Servicios Médicos Bío Bío Limitada	.CHL	NIA	Saden S.A.	Ownership	1.000	UnitedHealth Group Incorporated		
		.00000					Servicios Médicos Ciudad del Mar Ltda.	.CHL	NIA	Clínica Ciudad del Mar S.A.	Ownership	99.000	UnitedHealth Group Incorporated		
		.00000					Servicios Médicos Ciudad del Mar Ltda.	.CHL	NIA	Saden S.A.	Ownership	1.000	UnitedHealth Group Incorporated		
		.00000					Servicios Médicos Santa María Limitada	.CHL	NIA	Sociedad de Inversiones Santa María S.A.	Ownership	99.176	UnitedHealth Group Incorporated		
		.00000					Servicios Médicos Santa María Limitada	.CHL	NIA	Clínica Santa María S.A.	Ownership	0.824	UnitedHealth Group Incorporated		
		.00000					Servicios Médicos Vespucio Ltda.	.CHL	NIA	Clínica Vespucio S.A.	Ownership	99.000	UnitedHealth Group Incorporated		



SCHEDULE Y  
PART 1A - DETAIL OF INSURANCE HOLDING COMPANY SYSTEM

1	2	3	4	5	6	7	8	9	10	11	12	13	14	15	16
Group Code	Group Name	NAIC Company Code	ID Number	Federal RSSD	CIK	Name of Securities Exchange if Publicly Traded (U.S. or International)	Names of Parent, Subsidiaries Or Affiliates	Domi-ciliary Location	Relation-ship to Reporting Entity	Directly Controlled by (Name of Entity/Person)	Type of Control (Ownership, Board, Management, Attorney-in-Fact, Influence, Other)	If Control is Owner-ship Provide Percen-tage	Ultimate Controlling Entity(ies)/Person(s)	Is an SCA Filing Re-quired? (Y/N)	*
0707	UnitedHealth Group Incorporated	.00000					Servicios Médicos Vespucio Ltda. ....	.CHL	NIA	Saden S.A. ....	Ownership.....	1.000	UnitedHealth Group Incorporated		
		.00000	45-4233576				SharedClarity LLC .....	.DE	NIA	United HealthCare Services, Inc. ....	Ownership.....	100.000	UnitedHealth Group Incorporated		
		.00000	58-1978974				SHC Atlanta, LLC .....	.DE	NIA	Surgical Health, LLC .....	Ownership.....	100.000	UnitedHealth Group Incorporated		
		.00000	58-2013443				SHC Austin, Inc. ....	.GA	NIA	Surgical Health, LLC .....	Ownership.....	100.000	UnitedHealth Group Incorporated		
		.00000	58-2062812				SHC Hawthorn, Inc. ....	.GA	NIA	Surgical Health, LLC .....	Ownership.....	100.000	UnitedHealth Group Incorporated		
		.00000	58-2101924				SHC Melbourne, Inc. ....	.GA	NIA	Surgical Health, LLC .....	Ownership.....	100.000	UnitedHealth Group Incorporated		
		.00000	62-1223273				Shelby Surgery Properties, Inc. ....	.TN	NIA	SC Affiliates, LLC .....	Ownership.....	100.000	UnitedHealth Group Incorporated		
							Sierra Health and Life Insurance Company, Inc. ....	.NV	.IA	Sierra Health Services, Inc. ....	Ownership.....	100.000	UnitedHealth Group Incorporated		
		.00000	88-0200415				Sierra Health Services, Inc. ....	.NV	NIA	UnitedHealthcare, Inc. ....	Ownership.....	100.000	UnitedHealth Group Incorporated		
		.00000	88-0254322				Sierra Health-Care Options, Inc. ....	.NV	NIA	Sierra Health Services, Inc. ....	Ownership.....	100.000	UnitedHealth Group Incorporated		
0707	UnitedHealth Group Incorporated	.00000	88-0385705				Sierra Home Medical Products, Inc. ....	.NV	NIA	Sierra Health Services, Inc. ....	Ownership.....	100.000	UnitedHealth Group Incorporated		1
		.00000	88-0264562				Sierra Nevada Administrators, Inc. ....	.NV	NIA	Sierra Health Services, Inc. ....	Ownership.....	100.000	UnitedHealth Group Incorporated		
							Sistema de Administración Hospitalaria S.A.C. ....								
		.00000						.PER	NIA	Pacifico S.A. Entidad Prestadora de Salud .....	Ownership.....	99.870	UnitedHealth Group Incorporated		1
		.00000	20-1004228				Small Business Insurance Advisors, Inc. ....	.TX	NIA	USHEALTH Group, Inc. ....	Ownership.....	100.000	UnitedHealth Group Incorporated		2
		.00000					Sobam – Centro Médico Hospitalar S.A. ....	.BRA	.IA	Santa Helena Assistência Médica S.A. ....	Ownership.....	98.080	UnitedHealth Group Incorporated		2
										CMO – Centro Médico de Oftalmologia S/S Ltda. ....	Ownership.....	1.910	UnitedHealth Group Incorporated		2
		.00000	98-1453235				Sociedad de Inversiones Santa María S.A. ....	.CHL	NIA	Clínica Santa María S.A. ....	Ownership.....	99.743	UnitedHealth Group Incorporated		2
		.00000	98-1453235				Sociedad de Inversiones Santa María S.A. ....	.CHL	NIA	Clínica Dávila y Servicios Médicos S.A. ....	Ownership.....	0.257	UnitedHealth Group Incorporated		2
							Sociedad Editorial para la Ciencia Limitada. ....								
		.00000	98-1462570					.COL	NIA	Banmédica S.A. ....	Ownership.....	76.290	UnitedHealth Group Incorporated		2
		.00000	20-8433398				Somerset Outpatient Surgery, L.L.C. ....	.NJ	NIA	SCA-Somerset, LLC .....	Ownership.....	59.520	UnitedHealth Group Incorporated		2
							Southern California Medical Practice Concepts, LLC .....	.CA	NIA	Riverside Electronic Healthcare Resources, Inc. ....	Ownership.....	100.000	UnitedHealth Group Incorporated		
		.00000	30-0743767				Southwest Medical Associates, Inc. ....	.NV	NIA	Sierra Health Services, Inc. ....	Ownership.....	100.000	UnitedHealth Group Incorporated		2
		.00000	88-0201420				Southwest Michigan Health Network Inc. ....	.MI	NIA	UnitedHealthcare, Inc. ....	Ownership.....	100.000	UnitedHealth Group Incorporated		2
		.00000	38-2609888				Southwest Surgery Center, LLC .....	.IL	NIA	SCA-Mokena, LLC .....	Ownership.....	54.300	UnitedHealth Group Incorporated		2
		.00000	36-4369359				Space Coast Surgical Center, Ltd. ....	.FL	NIA	SCA Rockledge JV, LLC .....	Ownership.....	52.190	UnitedHealth Group Incorporated		2
		.00000	75-2516426				Spartanburg Surgery Center, LLC .....	.SC	NIA	SCA-Spartanburg Holdings, LLC .....	Ownership.....	10.700	UnitedHealth Group Incorporated		
		.00000	57-0953005				Specialists in Urology Surgery Center, LLC .....	.FL	NIA	SCA Specialists of Florida, LLC .....	Ownership.....	100.000	UnitedHealth Group Incorporated		
		.00000	55-0790742				Specialized Pharmaceuticals, Inc. ....	.PA	NIA	QoL Acquisition Holdings Corp. ....	Ownership.....	100.000	UnitedHealth Group Incorporated		2
		.00000	25-1868213				Specialty Benefits, LLC .....	.DE	NIA	United HealthCare Services, Inc. ....	Ownership.....	100.000	UnitedHealth Group Incorporated		
		.00000	41-1921983				Specialty Surgical Center, LLC .....	.NJ	NIA	SCA-Sparta, LLC .....	Ownership.....	51.000	UnitedHealth Group Incorporated		2
		.00000	20-3412545				Spectera of New York, IPA, Inc. ....	.NY	NIA	Spectera, Inc. ....	Ownership.....	100.000	UnitedHealth Group Incorporated		
		.00000	71-0886811				Spectera, Inc. ....	.MD	NIA	Specialty Benefits, LLC .....	Ownership.....	100.000	UnitedHealth Group Incorporated		
		.00000	52-1260282				SPINETRACK 20/20, Inc. ....	.CA	NIA	SCA-ND VBP, Inc. ....	Ownership.....	100.000	UnitedHealth Group Incorporated		
		.00000	81-1387232				Sports and Spinal Physical Therapy, Inc. ....	.DC	NIA	Orthology, Inc. ....	Ownership.....	100.000	UnitedHealth Group Incorporated		
		.00000	20-4615218				Spotlite, Inc. ....	.DE	NIA	Rally Health, Inc. ....	Ownership.....	100.000	UnitedHealth Group Incorporated		5
		.00000	46-5587702				SRPS, LLC .....	.DE	NIA	Progressive Enterprises Holdings, Inc. ....	Ownership.....	100.000	UnitedHealth Group Incorporated		
		.00000	62-1770924				St. Cloud Outpatient Surgery, Ltd., a Minnesota Limited Partnership .....	.MN	NIA	St. Cloud Surgical Center, LLC .....	Influence.....	23.947	UnitedHealth Group Incorporated		5
		.00000	75-2201400				St. Cloud Surgical Center, LLC .....	.DE	NIA	Surgery Center Holding, LLC .....	Ownership.....	100.000	UnitedHealth Group Incorporated		
		.00000	41-1348916				Stonegate Surgery Center, L.P. ....	.TX	NIA	SCA Stonegate Holdings, LLC .....	Ownership.....	58.670	UnitedHealth Group Incorporated		2
		.00000	20-1211544				Streamlines Health, LLC .....	.MN	NIA	Savvysherpa, LLC .....	Ownership.....	100.000	UnitedHealth Group Incorporated		
		.00000	27-2944223				SunSurgery, LLC .....	.DE	NIA	Surgical Care Affiliates, LLC .....	Ownership.....	100.000	UnitedHealth Group Incorporated		2
		.00000	06-1082848				Surgery Center at Cherry Creek, LLC .....	.CO	NIA	SCA-Denver Physicians Holdings, LLC .....	Ownership.....	100.000	UnitedHealth Group Incorporated		
		.00000	82-5164277				Surgery Center at Kissing Camels, LLC .....	.CO	NIA	SCA-Kissing Camels Holdings, LLC .....	Ownership.....	55.000	UnitedHealth Group Incorporated		2
		.00000	82-5207693				Surgery Center at St. Vincent, LLC .....	.OR	NIA	Providence & SCA On-Campus Holdings, LLC .....	Ownership.....	57.700	UnitedHealth Group Incorporated		
		.00000	81-3129674				Surgery Center Holding, LLC .....	.DE	NIA	Surgical Care Affiliates, LLC .....	Ownership.....	100.000	UnitedHealth Group Incorporated		2
		.00000	62-1739361				Surgery Center of Boca Raton, Inc. ....	.FL	NIA	Surgical Health, LLC .....	Ownership.....	100.000	UnitedHealth Group Incorporated		
		.00000	62-1509341				Surgery Center of Clarksville, L.P. ....	.TN	NIA	Surgical Health, LLC .....	Ownership.....	99.900	UnitedHealth Group Incorporated		2
		.00000	62-1506370				Surgery Center of Colorado Springs, LLC .....	.DE	NIA	SC Affiliates, LLC .....	Ownership.....	100.000	UnitedHealth Group Incorporated		



SCHEDULE Y  
PART 1A - DETAIL OF INSURANCE HOLDING COMPANY SYSTEM

1	2	3	4	5	6	7	8	9	10	11	12	13	14	15	16
Group Code	Group Name	NAIC Company Code	ID Number	Federal RSSD	CIK	Name of Securities Exchange if Publicly Traded (U.S. or International)	Names of Parent, Subsidiaries Or Affiliates	Domi-ciliary Location	Relation-ship to Reporting Entity	Directly Controlled by (Name of Entity/Person)	Type of Control (Ownership, Board, Management, Attorney-in-Fact, Influence, Other)	If Control is Owner-ship Provide Percen-tage	Ultimate Controlling Entity(ies)/Person(s)	Is an SCA Filing Re-quired? (Y/N)	*
		.00000	42-1168764				Surgery Center of Des Moines, LLC	DE	NIA	Surgery Center Holding, LLC	Ownership	100.000	UnitedHealth Group Incorporated		
		.00000	72-1349752				Surgery Center of Easton, LLC	DE	NIA	SC Affiliates, LLC	Ownership	100.000	UnitedHealth Group Incorporated		
		.00000	63-1212213				Surgery Center of Ellicott City, Inc.	DE	NIA	SC Affiliates, LLC	Ownership	100.000	UnitedHealth Group Incorporated		5
		.00000	20-1733152				Surgery Center of Fairfield County, LLC	DE	NIA	SunSurgery, LLC	Ownership	47.032	UnitedHealth Group Incorporated		
		.00000	62-1179539				Surgery Center of Lexington, LLC	DE	NIA	SC Affiliates, LLC	Influence	49.000	UnitedHealth Group Incorporated		5
		.00000	62-1179537				Surgery Center of Louisville, LLC	DE	NIA	SC Affiliates, LLC	Ownership	100.000	UnitedHealth Group Incorporated		
		.00000	63-1231944				Surgery Center of Maui, LLC	DE	NIA	SC Affiliates, LLC	Ownership	100.000	UnitedHealth Group Incorporated		2
		.00000	63-1194204				Surgery Center of Muskogee, LLC	DE	NIA	SC Affiliates, LLC	Ownership	100.000	UnitedHealth Group Incorporated		
		.00000	11-3701564				Surgery Center of Rockville, L.L.C.	MD	NIA	SCA-Rockville, LLC	Ownership	59.000	UnitedHealth Group Incorporated		2
		.00000	63-1212214				Surgery Center of Southern Pines, LLC	DE	NIA	Surgery Center Holding, LLC	Ownership	100.000	UnitedHealth Group Incorporated		
		.00000	63-1178497				Surgery Center of Spokane, LLC	DE	NIA	SC Affiliates, LLC	Ownership	100.000	UnitedHealth Group Incorporated		2
		.00000	63-1184216				Surgery Center of Summerlin, LLC	DE	NIA	SC Affiliates, LLC	Ownership	100.000	UnitedHealth Group Incorporated		
		.00000	82-3448050				Surgery Center of The Woodlands, LLC	TX	NIA	SCA-Woodlands Holdings, LLC	Ownership	55.790	UnitedHealth Group Incorporated		2
		.00000	62-1491963				Surgery Center of Vero Beach, Inc.	TN	NIA	Surgical Health, LLC	Ownership	100.000	UnitedHealth Group Incorporated		
							Surgery Center of Wilmington Properties, LLC								
		.00000						NC	NIA	Surgery Center of Wilmington, LLC	Ownership	100.000	UnitedHealth Group Incorporated		2
		.00000					Surgery Center of Wilmington, LLC	NC	NIA	SCA-Wilmington, LLC	Ownership	100.000	UnitedHealth Group Incorporated		
		.00000	36-3562598				Surgery Centers of Des Moines, Ltd., an Iowa Limited Partnership	IA	NIA	Surgery Center Holding, LLC	Ownership	67.950	UnitedHealth Group Incorporated		2
		.00000	68-0282268				Surgery Centers-West Holdings, LLC	DE	NIA	Surgical Care Affiliates, LLC	Ownership	100.000	UnitedHealth Group Incorporated		
							Surgical Care Affiliates Political Action Committee	AL	NIA	Surgical Care Affiliates, LLC	Ownership	100.000	UnitedHealth Group Incorporated		2
		.00000	33-1187498												
		.00000	20-8922307				Surgical Care Affiliates, LLC	DE	NIA	SCAI Holdings, LLC	Ownership	100.000	UnitedHealth Group Incorporated		5
		.00000	46-2971080				Surgical Care Partners of Melbourne, LLC	DE	NIA	SHC Melbourne, Inc.	Ownership	72.750	UnitedHealth Group Incorporated		2
		.00000	75-1925497				Surgical Caregivers of Fort Worth, LLC	TX	NIA	THR-SCA Holdings, LLC	Influence	0.000	UnitedHealth Group Incorporated		5
		.00000	63-1251243				Surgical Center of Greensboro, LLC	NC	NIA	NSC Greensboro, LLC	Influence	35.716	UnitedHealth Group Incorporated		5
							Surgical Center of South Jersey, Limited Partnership	NJ	NIA	SCA-South Jersey, LLC	Ownership	61.853	UnitedHealth Group Incorporated		2
		.00000	22-2709324												
		.00000	63-1138507				Surgical Center of Tuscaloosa Holdings, LLC	AL	NIA	Surgical Care Affiliates, LLC	Ownership	100.000	UnitedHealth Group Incorporated		
		.00000	58-1997354				Surgical Health of Orlando, LLC	FL	NIA	Surgical Health, LLC	Ownership	81.760	UnitedHealth Group Incorporated		2
		.00000	58-1941168				Surgical Health, LLC	DE	NIA	Surgical Care Affiliates, LLC	Ownership	100.000	UnitedHealth Group Incorporated		
		.00000	27-0168681				Surgical Hospital Holdings of Oklahoma, LLC	DE	NIA	SCA Surgery Holdings, LLC	Ownership	100.000	UnitedHealth Group Incorporated		
		.00000	75-2157730				Surgicare of Belleville, LLC	DE	NIA	Surgery Center Holding, LLC	Ownership	100.000	UnitedHealth Group Incorporated		5
		.00000	64-0629000				Surgicare of Jackson, LLC	DE	NIA	Surgery Center Holding, LLC	Ownership	100.000	UnitedHealth Group Incorporated		
							Surgicare of Jackson, Ltd., a Mississippi Limited Partnership	MS	NIA	Surgicare of Jackson, LLC	Influence	40.000	UnitedHealth Group Incorporated		5
		.00000	75-2162993												
		.00000	75-2287141				Surgicare of Joliet, Inc.	IL	NIA	Surgery Center Holding, LLC	Ownership	100.000	UnitedHealth Group Incorporated		
		.00000	75-2501191				Surgicare of La Veta, Inc.	CA	NIA	Surgery Centers-West Holdings, LLC	Ownership	100.000	UnitedHealth Group Incorporated		
							Surgicare of La Veta, Ltd., a California Limited Partnership	CA	NIA	Beach Surgical Holdings III, LLC	Ownership	28.333	UnitedHealth Group Incorporated		5
		.00000	75-2507129												
		.00000	41-1437636				Surgicare of Minneapolis, LLC	DE	NIA	Surgery Center Holding, LLC	Ownership	100.000	UnitedHealth Group Incorporated		
							Surgicare of Minneapolis, Ltd., a Minnesota Limited Partnership	MN	NIA	Surgicare of Minneapolis, LLC	Influence	20.305	UnitedHealth Group Incorporated		5
		.00000	41-1624905												
		.00000	75-2459713				Surgicare of Mobile, LLC	DE	NIA	Surgery Center Holding, LLC	Ownership	100.000	UnitedHealth Group Incorporated		
		.00000	75-2459715				Surgicare of Mobile, Ltd.	AL	NIA	Surgicare of Mobile, LLC	Influence	20.000	UnitedHealth Group Incorporated		5
		.00000	75-2448926				Surgicare of Oceanside, Inc.	CA	NIA	Surgery Center Holding, LLC	Ownership	100.000	UnitedHealth Group Incorporated		
		.00000	75-2184730				Surgicare of Owensboro, LLC	DE	NIA	Surgery Center Holding, LLC	Ownership	100.000	UnitedHealth Group Incorporated		2
		.00000	75-2200171				Surgicare of Salem, LLC	DE	NIA	Surgery Center Holding, LLC	Ownership	100.000	UnitedHealth Group Incorporated		
		.00000	35-1975122				Surgicare, LLC	IN	NIA	SCA-SurgiCare, LLC	Ownership	53.680	UnitedHealth Group Incorporated		2
							SurgiCenter of San Antonio at Westover Hills, LLC								
		.00000	82-3717201												
0707	UnitedHealth Group Incorporated	.00000	95-3329855				Surgicenters of Southern California, Inc.	CA	NIA	Surgery Center Holding, LLC	Ownership	100.000	UnitedHealth Group Incorporated		
		.00000	46-1536748				Symphonix Health Holdings, LLC	DE	NIA	United HealthCare Services, Inc.	Ownership	100.000	UnitedHealth Group Incorporated		5
0707	UnitedHealth Group Incorporated	.84549	38-2044243				Symphonix Health Insurance, Inc.	IL	IA	Symphonix Health Holdings, LLC	Ownership	100.000	UnitedHealth Group Incorporated		4



SCHEDULE Y  
PART 1A - DETAIL OF INSURANCE HOLDING COMPANY SYSTEM

1	2	3	4	5	6	7	8	9	10	11	12	13	14	15	16
Group Code	Group Name	NAIC Company Code	ID Number	Federal RSSD	CIK	Name of Securities Exchange if Publicly Traded (U.S. or International)	Names of Parent, Subsidiaries Or Affiliates	Domi-ciliary Loca-tion	Relation-ship to Reporting Entity	Directly Controlled by (Name of Entity/Person)	Type of Control (Ownership, Board, Management, Attorney-in-Fact, Influence, Other)	If Control is Owner-ship Provide Percen-tage	Ultimate Controlling Entity(ies)/Person(s)	Is an SCA Filing Re-quired? (Y/N)	*
		.00000	98-1260384				Taidene Medical Ltd.	.CAN	NIA	UnitedHealthcare Global Canada Limited	Influence	.49.000	UnitedHealth Group Incorporated		.5
		.00000	93-1172065				Talbert Medical Group, P.C.	.CA	NIA	Physician(s) owned	Influence	.0.000	UnitedHealth Group Incorporated		.4
		.00000	47-4751035				TeamMD Holdings, Inc.	.DE	NIA	AmeriChoice Corporation	Ownership	100.000	UnitedHealth Group Incorporated		
		.00000	47-4850893				TeamMD Iowa, Inc.	.DE	NIA	TeamMD Holdings, Inc.	Ownership	100.000	UnitedHealth Group Incorporated		.4
		.00000	35-2584893				TeamMD Physicians of Texas, Inc.	.TX	NIA	TeamMD Holdings, Inc.	Ownership	100.000	UnitedHealth Group Incorporated		
		.00000	30-0445773				TeamMD Physicians, P.C.	.IA	NIA	Physician(s) owned	Influence	.0.000	UnitedHealth Group Incorporated		.4
		.00000	82-1019055				TeamUP Insurance Services, Inc.	.CA	NIA	HealthMarkets Insurance Agency, Inc.	Ownership	100.000	UnitedHealth Group Incorporated		
		.00000					Tecnologías de Información en Salud S.A.	.CHL	NIA	Clínica Santa María S.A.	Ownership	50.000	UnitedHealth Group Incorporated		
		.00000					Tecnologías de Información en Salud S.A.	.CHL	NIA	Clínica Dávila y Servicios Médicos S.A.	Ownership	50.000	UnitedHealth Group Incorporated		
		.00000	38-3897811				Texas Health Craig Ranch Surgery Center, LLC	.TX	NIA	THR-SCA Holdings, LLC	Ownership	.0.000	UnitedHealth Group Incorporated		
		.00000	80-0866449				Texas Health Flower Mound Orthopedic Surgery Center, LLC	.TX	NIA	THR-SCA Holdings, LLC	Ownership	.0.000	UnitedHealth Group Incorporated		
		.00000	81-4977249				Texas Health Orthopedic Surgery Center Alliance, LLC	.TX	NIA	THR-SCA Holdings, LLC	Ownership	.0.000	UnitedHealth Group Incorporated		
		.00000	82-2296081				Texas Health Surgery Center Alliance, LLC	.TX	NIA	THR-SCA Holdings, LLC	Ownership	.0.000	UnitedHealth Group Incorporated		
		.00000	82-1307876				Texas Health Surgery Center Bedford, LLC	.TX	NIA	THR-SCA Holdings, LLC	Ownership	.0.000	UnitedHealth Group Incorporated		
		.00000	83-0781259				Texas Health Surgery Center Las Colinas, LLC	.TX	NIA	THR-SCA Holdings, LLC	Ownership	.0.000	UnitedHealth Group Incorporated		
		.00000	20-3991622				Texas Health Surgery Center Preston Plaza, LLC	.TX	NIA	THR-SCA Holdings, LLC	Ownership	.0.000	UnitedHealth Group Incorporated		
		.00000	47-4425996				Texas Health Surgery Center Rockwall, LLC	.TX	NIA	THR-SCA Holdings, LLC	Ownership	.0.000	UnitedHealth Group Incorporated		
		.00000	83-1464243				Texas Health Surgery Center Waxahachie, LLC	.TX	NIA	THR-SCA Holdings, LLC	Ownership	.0.000	UnitedHealth Group Incorporated		
		.00000	84-1953918				Texas Health Surgery Center Willow Park, LLC	.TX	NIA	THR-SCA Holdings, LLC	Ownership	.0.000	UnitedHealth Group Incorporated		
.0707	UnitedHealth Group Incorporated	.00000					The Advisory Board (Chile) SpA	.CHL	NIA	The Advisory Board Company	Ownership	100.000	UnitedHealth Group Incorporated		
		.00000	52-1468699				The Advisory Board Company	.DE	NIA	OptumInsight, Inc.	Ownership	100.000	UnitedHealth Group Incorporated		.4
.0707	UnitedHealth Group Incorporated	.61832	52-0676509				The Chesapeake Life Insurance Company	.OK	IA	HealthMarkets Group, Inc.	Ownership	100.000	UnitedHealth Group Incorporated		.5
		.00000	91-0214500				The Everett Clinic, PLLC	.WA	NIA	Physician(s) owned	Influence	.0.000	UnitedHealth Group Incorporated		.4
		.00000	20-5562797				The Eye Surgery Center of the Carolinas, L.P.	.NC	NIA	Surgery Center of Southern Pines, LLC	Influence	.46.000	UnitedHealth Group Incorporated		.5
		.00000	56-1970224				The Lewin Group, Inc.	.NC	NIA	Optum Public Sector Solutions, Inc.	Ownership	100.000	UnitedHealth Group Incorporated		.2
		.00000					The Magan Medical Group	.CA	NIA	DaVita Magan Management, Inc.	Ownership	50.000	UnitedHealth Group Incorporated		.2
		.00000	61-1409045				The Outpatient Surgery Center of Hilton Head, LLC	.SC	NIA	SCA-Hilton Head, LLC	Ownership	50.000	UnitedHealth Group Incorporated		.2
		.00000					The Polyclinic MSO, LLC	.DE	NIA	Collaborative Care Holdings, LLC	Ownership	80.100	UnitedHealth Group Incorporated		.2
		.00000	91-0369070				The Polyclinic, PLLC	.IA	NIA	Physician(s) owned	Influence	.0.000	UnitedHealth Group Incorporated		.4
		.00000	72-1349755				The Surgery Center of Easton, L.P.	.TN	NIA	Surgery Center of Easton, LLC	Ownership	42.000	UnitedHealth Group Incorporated		.5
		.00000	63-1184215				The Surgical Center at Tenaya, L.P.	.TN	NIA	Surgery Center of Summerlin, LLC	Influence	20.000	UnitedHealth Group Incorporated		.5
		.00000	06-1552689				The Surgical Center of Connecticut, LLC	.CT	NIA	SCA-Main Street, LLC	Influence	20.000	UnitedHealth Group Incorporated		.5
		.00000	37-1446353				THE SURGICAL CENTER OF THE TREASURE COAST, L.L.C.	.FL	NIA	SCA-St. Lucie, LLC	Ownership	51.000	UnitedHealth Group Incorporated		.2
		.00000	26-1479919				Thomas Johnson Surgery Center, LLC	.MD	NIA	SCA-Frederick, LLC	Ownership	65.000	UnitedHealth Group Incorporated		.2
		.00000	77-0367271				Thousand Oaks Endoscopy Center, LLC	.CA	NIA	Endoscopy Center Affiliates, Inc.	Ownership	99.000	UnitedHealth Group Incorporated		.2
		.00000	25-1825549				Three Rivers Holdings, Inc.	.DE	NIA	AmeriChoice Corporation	Ownership	100.000	UnitedHealth Group Incorporated		
		.00000	63-1194203				Three Rivers Surgical Care, L.P.	.TN	NIA	Muskogee Surgical Investors, LLC	Ownership	72.530	UnitedHealth Group Incorporated		.2
		.00000	46-1096461				THR-SCA Holdings, LLC	.TX	NIA	Texas Health Resources	Ownership	.0.000	UnitedHealth Group Incorporated		.2
		.00000	59-3143128				Tmesys, LLC	.FL	NIA	PMSI Holdings, LLC	Ownership	100.000	UnitedHealth Group Incorporated		.2
		.00000	98-1287904				Topimagem Diagnóstico por Imagem Ltda.	.BRA	NIA	S.A. - Empresa de Serviços Hospitalares	Ownership	89.000	UnitedHealth Group Incorporated		.2
		.00000	83-1528858				Trails Edge Surgery Center, LLC	.FL	NIA	SCA-Bonita Springs, LLC	Ownership	59.000	UnitedHealth Group Incorporated		.2
		.00000	46-5482620				Trauma Surgery Affiliates, LLC	.TX	NIA	National Surgery Centers, LLC	Influence	49.000	UnitedHealth Group Incorporated		.5
		.00000	52-1431155				Travel Express Incorporated	.MD	NIA	FrontierMEDEX, Inc.	Ownership	100.000	UnitedHealth Group Incorporated		



SCHEDULE Y  
PART 1A - DETAIL OF INSURANCE HOLDING COMPANY SYSTEM

1	2	3	4	5	6	7	8	9	10	11	12 Type of Control (Ownership, Board, Management, Attorney-in-Fact, Influence, Other)	13 If Control is Owner- ship Provide Percen- tage	14 Ultimate Controlling Entity(ies)/Person(s)	15 Is an SCA Filing Re- quired? (Y/N)	16 *
Group Code	Group Name	NAIC Company Code	ID Number	Federal RSSD	CIK	Name of Securities Exchange if Publicly Traded (U.S. or International)	Names of Parent, Subsidiaries Or Affiliates	Domi- ciliary Loca- tion	Rela- tion- ship to Reporting Entity	Directly Controlled by (Name of Entity/Person)					
		.00000	46-2613170				Treasure Valley Emerald Properties, LLC Treasure Valley Hospital Limited Partnership	DE	NIA	Treasure Valley Hospital Limited Partnership	Ownership	100.000	UnitedHealth Group Incorporated		
		.00000	33-0592165				TriMed, LLC	ID	NIA	Surgical Health, LLC	Ownership	40.375	UnitedHealth Group Incorporated		
		.00000	47-5088596				Trio Motion, LLC	UT	NIA	National MedTrans, LLC	Ownership	100.000	UnitedHealth Group Incorporated		
		.00000	46-5530255				Tucson Arizona Surgical Center, LLC	DE	NIA	Savvysherpa, LLC	Ownership	100.000	UnitedHealth Group Incorporated		
		.00000	82-4692800					AZ	NIA	Formation Documents Pending	Ownership	0.000	UnitedHealth Group Incorporated		
		.00000	63-0974161				Tuscaloosa Surgical Center, L.P.	AL	NIA	Surgical Center of Tuscaloosa Holdings, LLC	Ownership	30.000	UnitedHealth Group Incorporated		
		.00000	94-3077084				U.S. Behavioral Health Plan, California	CA	IA	United Behavioral Health	Ownership	100.000	UnitedHealth Group Incorporated		
		.00000	98-1388279				UHC Finance (Ireland) Unlimited Company	JRL	NIA	UnitedHealth Group International Finance (Ireland) Unlimited Company	Ownership	100.000	UnitedHealth Group Incorporated		
		.00000	41-1913059				UHC International Services, Inc.	DE	NIA	UnitedHealth Group Incorporated	Ownership	100.000	UnitedHealth Group Incorporated		
		.00000	95-2931460				UHC of California	CA	IA	United HealthCare Services, Inc.	Ownership	100.000	UnitedHealth Group Incorporated		
		.00000	98-1103713				UHCG – FZE	ARE	NIA	UnitedHealthcare Global Medical (UK) Limited	Ownership	100.000	UnitedHealth Group Incorporated		
		.00000	98-1372063				UHCG Holdings (Ireland) Limited	JRL	NIA	United HealthCare Services, Inc.	Ownership	100.000	UnitedHealth Group Incorporated		
		.00000	98-1372064				UHCG Services (Ireland) Limited	JRL	NIA	UHCG Holdings (Ireland) Limited	Ownership	100.000	UnitedHealth Group Incorporated		
		.00000	98-1122490				UHG Brasil Participações S.A.	BRA	NIA	Polar II Fundo de Investimento em Participações Multiestratégia	Ownership	100.000	UnitedHealth Group Incorporated		
		.00000	41-1921008				UHC Holdings, Inc.	DE	NIA	United HealthCare Services, Inc.	Ownership	100.000	UnitedHealth Group Incorporated		
		.00000	75-2922396				UICI Funding Corp. 2	DE	NIA	HealthMarkets, LLC	Ownership	100.000	UnitedHealth Group Incorporated		2
		.00000	39-1995276				UMR, Inc.	DE	NIA	United HealthCare Services, Inc.	Ownership	100.000	UnitedHealth Group Incorporated		2
.0707	UnitedHealth Group Incorporated	.00000	98-1444648				Unidad Médica Diagnóstico S.A.	COL	NIA	Colmedica Medicina Prepagada	Ownership	92.380	UnitedHealth Group Incorporated		2
.0707	UnitedHealth Group Incorporated	.00000	98-1444648				Unidad Médica Diagnóstico S.A.	COL	NIA	Banmedica Colombia SpA	Ownership	7.619	UnitedHealth Group Incorporated		2
.0707	UnitedHealth Group Incorporated	.91529	52-1996029				Unimerica Insurance Company	WI	IA	OptumHealth Holdings, LLC	Ownership	100.000	UnitedHealth Group Incorporated		
		.11596	01-0637149				Unimerica Life Insurance Company of New York	NY	IA	UnitedHealthcare Insurance Company	Ownership	100.000	UnitedHealth Group Incorporated		
		.00000	20-5917714				Unison Health Plan of Delaware, Inc.	DE	IA	Three Rivers Holdings, Inc.	Ownership	100.000	UnitedHealth Group Incorporated		
		.00000	94-2649097				United Behavioral Health	CA	NIA	OptumHealth Holdings, LLC	Ownership	100.000	UnitedHealth Group Incorporated		
		.00000	41-1868911				United Behavioral Health of New York, I.P.A., Inc.	NY	NIA	United Behavioral Health	Ownership	100.000	UnitedHealth Group Incorporated		
		.00000	75-2583080	3410132			United Group Reinsurance, Inc.	TCA	NIA	HealthMarkets, LLC	Ownership	100.000	UnitedHealth Group Incorporated		
		.00000	41-1941615				United Health Foundation	MN	NIA	UnitedHealth Group Incorporated	Ownership	100.000	UnitedHealth Group Incorporated		
		.00000	41-1289245	3410132			United HealthCare Services, Inc.	MN	UIP	UnitedHealth Group Incorporated	Ownership	100.000	UnitedHealth Group Incorporated		
		.00000	75-2601147				United Management Services, Inc.	NY	NIA	HealthMarkets, LLC	Ownership	100.000	UnitedHealth Group Incorporated		
		.00000	30-0318238				United Resource Networks IPA of New York, Inc.	NY	NIA	OptumHealth Care Solutions, LLC	Ownership	100.000	UnitedHealth Group Incorporated		
		.00000	01-0538317	4665014	0000731766		UnitedHealth Advisors, LLC	ME	NIA	United HealthCare Services, Inc.	Ownership	100.000	UnitedHealth Group Incorporated		2
		.00000	84-3188598				UnitedHealth Group Finance Inc.	DE	NIA	Bordeaux (Barbados) Holdings III, SRL	Ownership	100.000	UnitedHealth Group Incorporated		
		.00000	41-1321939	4665014	0000731766		UnitedHealth Group Incorporated	DE	UIP	Self	Ownership	0.000	UnitedHealth Group Incorporated		2
		.00000	98-1422474				UnitedHealth Group International Finance (Ireland) Unlimited Company	JRL	NIA	UnitedHealthcare Europe S.á r.l.	Ownership	100.000	UnitedHealth Group Incorporated		
		.00000	98-1079826				UnitedHealth Group International GP	CYM	NIA	FrontierMEDEX US, Inc.	Ownership	100.000	UnitedHealth Group Incorporated		
		.00000	46-3311984				UnitedHealth Group Ventures, LLC	DE	NIA	UnitedHealth Group Incorporated	Ownership	100.000	UnitedHealth Group Incorporated		
		.00000	41-1917398				UnitedHealth International, Inc.	DE	NIA	UnitedHealth Group Incorporated	Ownership	100.000	UnitedHealth Group Incorporated		
.0707	UnitedHealth Group Incorporated	.00000	26-2574977				UnitedHealth Military & Veterans Services, LLC	DE	NIA	United HealthCare Services, Inc.	Ownership	100.000	UnitedHealth Group Incorporated		
.0707	UnitedHealth Group Incorporated	.95174	33-0115163				UnitedHealth UK Limited	GBR	NIA	Optum Solutions UK Holdings Limited	Ownership	100.000	UnitedHealth Group Incorporated		
.0707	UnitedHealth Group Incorporated	.00000	47-3221444				UnitedHealthcare Benefits of Texas, Inc.	TX	IA	United HealthCare Services, Inc.	Ownership	100.000	UnitedHealth Group Incorporated		
.0707	UnitedHealth Group Incorporated	.00000	46-4348775				UnitedHealthcare Benefits Plan of California	CA	IA	United HealthCare Services, Inc.	Ownership	100.000	UnitedHealth Group Incorporated		
.0707	UnitedHealth Group Incorporated	.00000	46-4348775				UnitedHealthcare Community Plan of California, Inc.	CA	IA	United HealthCare Services, Inc.	Ownership	100.000	UnitedHealth Group Incorporated		



SCHEDULE Y  
PART 1A - DETAIL OF INSURANCE HOLDING COMPANY SYSTEM

1	2	3	4	5	6	7	8	9	10	11	12	13	14	15	16
Group Code	Group Name	NAIC Company Code	ID Number	Federal RSSD	CIK	Name of Securities Exchange if Publicly Traded (U.S. or International)	Names of Parent, Subsidiaries Or Affiliates	Domi-ciliary Location	Relation-ship to Reporting Entity	Directly Controlled by (Name of Entity/Person)	Type of Control (Ownership, Board, Management, Attorney-in-Fact, Influence, Other)	If Control is Owner-ship Provide Percen-tage	Ultimate Controlling Entity(ies)/Person(s)	Is an SCA Filing Re-quired? (Y/N)	*
..0707	UnitedHealth Group Incorporated	..13168	26-2688274				UnitedHealthcare Community Plan of Georgia, Inc.	..GA	..IA	AmeriChoice Corporation	Ownership	100.000	UnitedHealth Group Incorporated		
..0707	UnitedHealth Group Incorporated	..12323	56-2451429				UnitedHealthcare Community Plan of Ohio, Inc.	..OH	..IA	Three Rivers Holdings, Inc.	Ownership	100.000	UnitedHealth Group Incorporated		
..0707	UnitedHealth Group Incorporated	..11141	91-2008361				UnitedHealthcare Community Plan of Texas, L.L.C.	..TX	..IA	Ovations, Inc.	Ownership	100.000	UnitedHealth Group Incorporated		
..0707	UnitedHealth Group Incorporated	..95467	38-3204052				UnitedHealthcare Community Plan, Inc.	..MI	..IA	AmeriChoice Corporation	Ownership	100.000	UnitedHealth Group Incorporated		
		..00000	98-1200034				UnitedHealthcare Consulting & Assistance Service (Beijing) Co., Ltd.	..CHN	NIA	UnitedHealthcare International I B.V.	Ownership	100.000	UnitedHealth Group Incorporated		
		..00000	98-1199879				UnitedHealthcare Europe S.à r.l.	..LUX	NIA	FrontierMEDEX US, Inc.	Ownership	100.000	UnitedHealth Group Incorporated		
		..00000	98-1104429				UnitedHealthcare Global Canada Limited	..CAN	NIA	UnitedHealthcare International I B.V.	Ownership	100.000	UnitedHealth Group Incorporated		
		..00000	98-1029201				UnitedHealthcare Global Medical (UK) Limited	..GBR	NIA	UnitedHealthcare International I B.V.	Ownership	100.000	UnitedHealth Group Incorporated		
..0707	UnitedHealth Group Incorporated	..00000	98-1099116				UnitedHealthcare India Private Limited	..IND	NIA	OptumHealth International B.V.	Ownership	99.999	UnitedHealth Group Incorporated		
..0707	UnitedHealth Group Incorporated	..00000	98-1099116				UnitedHealthcare India Private Limited	..IND	NIA	UnitedHealth International, Inc.	Ownership	0.001	UnitedHealth Group Incorporated		
..0707	UnitedHealth Group Incorporated	..79413	36-2739571				UnitedHealthcare Insurance Company	..CT	..IA	UHC Holdings, Inc.	Ownership	100.000	UnitedHealth Group Incorporated		
..0707	UnitedHealth Group Incorporated	..60318	36-3800349				UnitedHealthcare Insurance Company of Illinois	..IL	..IA	UnitedHealthcare Insurance Company	Ownership	100.000	UnitedHealth Group Incorporated		
..0707	UnitedHealth Group Incorporated	..60093	11-3283886				UnitedHealthcare Insurance Company of New York	..NY	..IA	UnitedHealthcare Insurance Company	Ownership	100.000	UnitedHealth Group Incorporated		
..0707	UnitedHealth Group Incorporated	..12231	20-1902768				UnitedHealthcare Insurance Company of the River Valley	..IL	..IA	UnitedHealthcare, Inc.	Ownership	100.000	UnitedHealth Group Incorporated		
		..00000	98-1372065				UnitedHealthcare Insurance Designated Activity Company	..IRL	..IA	UHC Holdings (Ireland) Limited	Ownership	100.000	UnitedHealth Group Incorporated		
..0707	UnitedHealth Group Incorporated	..00000	86-0618309				UnitedHealthcare Integrated Services, Inc.	..AZ	..IA	Ovations, Inc.	Ownership	100.000	UnitedHealth Group Incorporated		
		..00000	41-1988797				UnitedHealthcare International Asia, LLC	..DE	NIA	UnitedHealth Group Incorporated	Ownership	100.000	UnitedHealth Group Incorporated		
		..00000	98-1100512				UnitedHealthcare International I B.V.	..MLD	NIA	FrontierMEDEX US, Inc.	Ownership	100.000	UnitedHealth Group Incorporated		
		..00000	98-1079459				UnitedHealthcare International II S.à r.l.	..LUX	NIA	UnitedHealthcare Europe S.à r.l.	Ownership	100.000	UnitedHealth Group Incorporated		
		..00000	98-1340853				UnitedHealthcare International III B.V.	..MLD	NIA	UnitedHealthcare Europe S.à r.l.	Ownership	100.000	UnitedHealth Group Incorporated		
		..00000	98-1077436				UnitedHealthcare International III S.à r.l.	..LUX	NIA	Optum Services (Ireland) Limited	Ownership	100.000	UnitedHealth Group Incorporated		
		..00000	98-1080926				UnitedHealthcare International IV S.à r.l.	..LUX	NIA	UnitedHealthcare International VIII S.à r.l.	Ownership	100.000	UnitedHealth Group Incorporated		
		..00000	98-1372058				UnitedHealthcare International VI S.à r.l.	..LUX	NIA	FrontierMEDEX US, Inc.	Ownership	100.000	UnitedHealth Group Incorporated		
		..00000	98-1372060				UnitedHealthcare International VII S.à r.l.	..LUX	NIA	UHC Finance (Ireland) Unlimited Company	Ownership	100.000	UnitedHealth Group Incorporated		
..0707	UnitedHealth Group Incorporated	..00000	98-1372062				UnitedHealthcare International VIII S.à r.l.	..LUX	NIA	UnitedHealthcare International X S.à r.l.	Ownership	100.000	UnitedHealth Group Incorporated		
..0707	UnitedHealth Group Incorporated	..00000	98-1443728				UnitedHealthcare International X S.à r.l.	..LUX	NIA	UnitedHealthcare International III S.à r.l.	Ownership	100.000	UnitedHealth Group Incorporated		
..0707	UnitedHealth Group Incorporated	..97179	86-0207231				UnitedHealthcare Life Insurance Company	..WI	..IA	Golden Rule Financial Corporation	Ownership	100.000	UnitedHealth Group Incorporated		
..0707	UnitedHealth Group Incorporated	..95784	63-0899562				UnitedHealthcare of Alabama, Inc.	..AL	..IA	UnitedHealthcare, Inc.	Ownership	100.000	UnitedHealth Group Incorporated		
..0707	UnitedHealth Group Incorporated	..96016	86-0507074				UnitedHealthcare of Arizona, Inc.	..AZ	..IA	UnitedHealthcare, Inc.	Ownership	100.000	UnitedHealth Group Incorporated		
..0707	UnitedHealth Group Incorporated	..95446	63-1036819				UnitedHealthcare of Arkansas, Inc.	..AR	..IA	UnitedHealthcare, Inc.	Ownership	100.000	UnitedHealth Group Incorporated		
..0707	UnitedHealth Group Incorporated	..95090	84-1004639				UnitedHealthcare of Colorado, Inc.	..CO	..IA	UnitedHealthcare, Inc.	Ownership	100.000	UnitedHealth Group Incorporated		
..0707	UnitedHealth Group Incorporated	..95264	59-1293865				UnitedHealthcare of Florida, Inc.	..FL	..IA	UnitedHealthcare, Inc.	Ownership	100.000	UnitedHealth Group Incorporated		
..0707	UnitedHealth Group Incorporated	..95850	58-1653544				UnitedHealthcare of Georgia, Inc.	..GA	..IA	UnitedHealthcare, Inc.	Ownership	100.000	UnitedHealth Group Incorporated		
..0707	UnitedHealth Group Incorporated	..95776	36-3280214				UnitedHealthcare of Illinois, Inc.	..IL	..IA	UnitedHealthcare, Inc.	Ownership	100.000	UnitedHealth Group Incorporated		
..0707	UnitedHealth Group Incorporated	..96644	62-1240316				UnitedHealthcare of Kentucky, Ltd.	..KY	..IA	United HealthCare Services, Inc.	Ownership	94.170	UnitedHealth Group Incorporated		
..0707	UnitedHealth Group Incorporated	..96644	62-1240316				UnitedHealthcare of Kentucky, Ltd.	..KY	..IA	UnitedHealthcare, Inc.	Ownership	5.830	UnitedHealth Group Incorporated		
..0707	UnitedHealth Group Incorporated	..95833	72-1074008				UnitedHealthcare of Louisiana, Inc.	..LA	..IA	UnitedHealthcare, Inc.	Ownership	100.000	UnitedHealth Group Incorporated		
..0707	UnitedHealth Group Incorporated	..95716	63-1036817				UnitedHealthcare of Mississippi, Inc.	..MS	..IA	UnitedHealthcare, Inc.	Ownership	100.000	UnitedHealth Group Incorporated		
..0707	UnitedHealth Group Incorporated	..95149	05-0413469				UnitedHealthcare of New England, Inc.	..RI	..IA	United HealthCare Services, Inc.	Ownership	100.000	UnitedHealth Group Incorporated		
..0707	UnitedHealth Group Incorporated	..13214	26-2697886				UnitedHealthcare of New Mexico, Inc.	..NM	..IA	UnitedHealthcare Insurance Company	Ownership	100.000	UnitedHealth Group Incorporated		
..0707	UnitedHealth Group Incorporated	..95085	06-1172891				UnitedHealthcare of New York, Inc.	..NY	..IA	AmeriChoice Corporation	Ownership	100.000	UnitedHealth Group Incorporated		
..0707	UnitedHealth Group Incorporated	..95103	56-1461010				UnitedHealthcare of North Carolina, Inc.	..NC	..IA	UnitedHealthcare, Inc.	Ownership	100.000	UnitedHealth Group Incorporated		



SCHEDULE Y  
PART 1A - DETAIL OF INSURANCE HOLDING COMPANY SYSTEM

1	2	3	4	5	6	7	8	9	10	11	12	13	14	15	16
Group Code	Group Name	NAIC Company Code	ID Number	Federal RSSD	CIK	Name of Securities Exchange if Publicly Traded (U.S. or International)	Names of Parent, Subsidiaries Or Affiliates	Domi-ciliary Location	Relation-ship to Reporting Entity	Directly Controlled by (Name of Entity/Person)	Type of Control (Ownership, Board, Management, Attorney-in-Fact, Influence, Other)	If Control is Owner-ship Provide Percen-tage	Ultimate Controlling Entity(ies)/Person(s)	Is an SCA Filing Re-quired? (Y/N)	*
.0707	UnitedHealth Group Incorporated	.95186	31-1142815				UnitedHealthcare of Ohio, Inc.	.OH	.IA	United HealthCare Services, Inc.	Ownership	100.000	UnitedHealth Group Incorporated		
.0707	UnitedHealth Group Incorporated	.96903	33-0115166				UnitedHealthcare of Oklahoma, Inc.	.OK	.IA	United HealthCare Services, Inc.	Ownership	100.000	UnitedHealth Group Incorporated		
.0707	UnitedHealth Group Incorporated	.95893	93-0938819				UnitedHealthcare of Oregon, Inc.	.OR	.IA	United HealthCare Services, Inc.	Ownership	100.000	UnitedHealth Group Incorporated		
.0707	UnitedHealth Group Incorporated	.95220	25-1756858				UnitedHealthcare of Pennsylvania, Inc.	.PA	.IA	Three Rivers Holdings, Inc.	Ownership	100.000	UnitedHealth Group Incorporated		
.0707	UnitedHealth Group Incorporated	.00000	35-2674992				UnitedHealthcare of South Carolina, Inc.	.SC	.IA	UnitedHealthcare, Inc.	Ownership	100.000	UnitedHealth Group Incorporated		
.0707	UnitedHealth Group Incorporated	.95765	95-3939697				UnitedHealthcare of Texas, Inc.	.TX	.IA	UnitedHealthcare, Inc.	Ownership	100.000	UnitedHealth Group Incorporated		
.0707	UnitedHealth Group Incorporated	.95025	52-1130183				UnitedHealthcare of the Mid-Atlantic, Inc.	.MD	.IA	UnitedHealthcare, Inc.	Ownership	100.000	UnitedHealth Group Incorporated		
.0707	UnitedHealth Group Incorporated	.95591	47-0676824				UnitedHealthcare of the Midlands, Inc.	.NE	.IA	UnitedHealthcare, Inc.	Ownership	100.000	UnitedHealth Group Incorporated		
.0707	UnitedHealth Group Incorporated	.96385	43-1361841				UnitedHealthcare of the Midwest, Inc.	.MO	.IA	UnitedHealthcare, Inc.	Ownership	100.000	UnitedHealth Group Incorporated		
.0707	UnitedHealth Group Incorporated	.95501	41-1488563				UnitedHealthcare of Utah, Inc.	.UT	.IA	UnitedHealthcare, Inc.	Ownership	100.000	UnitedHealth Group Incorporated		
.0707	UnitedHealth Group Incorporated	.48038	91-1312551				UnitedHealthcare of Washington, Inc.	.WA	.IA	United HealthCare Services, Inc.	Ownership	100.000	UnitedHealth Group Incorporated		.5
.0707	UnitedHealth Group Incorporated	.95710	39-1555888				UnitedHealthcare of Wisconsin, Inc.	.WI	.IA	UnitedHealthcare, Inc.	Ownership	100.000	UnitedHealth Group Incorporated		
		.00000	98-1099116				UnitedHealthcare Parekh Insurance TPA Private Limited	.IND	.NIA	UnitedHealth International, Inc.	Influence	25.926	UnitedHealth Group Incorporated		.5
.0707	UnitedHealth Group Incorporated	.95378	36-3379945				UnitedHealthcare Plan of the River Valley, Inc.	.IL	.RE	UnitedHealthcare, Inc.	Ownership	100.000	UnitedHealth Group Incorporated		
		.00000	47-0854646				UnitedHealthcare Service LLC	.DE	.NIA	UnitedHealthcare Insurance Company	Ownership	100.000	UnitedHealth Group Incorporated		
		.00000	01-0518346				UnitedHealthcare Specialty Benefits, LLC	.ME	.NIA	Specialty Benefits, LLC	Ownership	100.000	UnitedHealth Group Incorporated		
		.00000	41-1922511				UnitedHealthcare, Inc.	.DE	.LDP	United HealthCare Services, Inc.	Ownership	100.000	UnitedHealth Group Incorporated		.2
		.00000	26-4219191				UpFront Insurance Agency, LLC	.MN	.NIA	Savvysherpa, LLC	Ownership	100.000	UnitedHealth Group Incorporated		.2
		.00000	83-4657754				Upland Holdings, LLC	.CA	.NIA	NSC Upland, LLC	Ownership	58.990	UnitedHealth Group Incorporated		.2
		.00000	33-0812827				Upland Outpatient Surgical Center, L.P.	.CA	.NIA	NSC Upland, LLC	Ownership	51.000	UnitedHealth Group Incorporated		.2
		.00000	26-0382877				Urgent Care Holdings, Inc.	.DE	.NIA	Optum Clinics Intermediate Holdings, Inc.	Ownership	100.000	UnitedHealth Group Incorporated		.4
		.00000	26-3667220				Urgent Care MSO, LLC	.DE	.NIA	Urgent Care Holdings, Inc.	Ownership	100.000	UnitedHealth Group Incorporated		
		.00000	82-2400620				Urgent Care New York, P.C.	.NY	.NIA	Physician(s) owned	Influence	0.000	UnitedHealth Group Incorporated		.4
		.00000	75-2613230				Urology Associates of North Texas, P.L.L.C.	.TX	.NIA	USMD Affiliated Services	Ownership	100.000	UnitedHealth Group Incorporated		
		.00000	75-2613230				Urology Associates of North Texas, P.L.L.C.	.TX	.NIA	USMD Affiliated Services	Influence	100.000	UnitedHealth Group Incorporated		.5
		.00000	20-3887008				USHEALTH Academy, Inc.	.TX	.NIA	USHEALTH Group, Inc.	Ownership	100.000	UnitedHealth Group Incorporated		
		.00000	26-4163593				USHEALTH Administrators, LLC	.DE	.NIA	USHEALTH Group, Inc.	Ownership	100.000	UnitedHealth Group Incorporated		
		.00000	26-3887598				USHEALTH Advisors, L.L.C.	.TX	.NIA	USHEALTH Group, Inc.	Ownership	100.000	UnitedHealth Group Incorporated		
		.00000	75-2192748				USHEALTH Career Agency, Inc.	.DE	.NIA	USHEALTH Group, Inc.	Ownership	100.000	UnitedHealth Group Incorporated		
		.00000	75-2225185				USHEALTH Funding, Inc.	.DE	.NIA	USHEALTH Group, Inc.	Ownership	100.000	UnitedHealth Group Incorporated		
		.00000	73-1165000				USHEALTH Group, Inc.	.DE	.NIA	Golden Rule Financial Corporation	Ownership	100.000	UnitedHealth Group Incorporated		
		.00000	20-8048861				USMD Administrative Services, L.L.C.	.TX	.NIA	USMD Inc.	Ownership	100.000	UnitedHealth Group Incorporated		.5
		.00000	27-2956222				USMD Affiliated Services	.TX	.NIA	USMD Inc.	Ownership	100.000	UnitedHealth Group Incorporated		
		.00000	84-2381722				USMD ASC IV1, LLC	.TX	.NIA	USMD PPM, LLC	Influence	20.000	UnitedHealth Group Incorporated		.5
		.00000	27-2866866				USMD Holdings, Inc.	.DE	.NIA	WellMed Medical Management, Inc.	Ownership	100.000	UnitedHealth Group Incorporated		.4
		.00000	20-8050318				USMD Inc.	.TX	.NIA	USMD Holdings, Inc.	Ownership	100.000	UnitedHealth Group Incorporated		
		.00000	73-1662757				USMD of Arlington GP, L.L.C.	.TX	.NIA	Physician(s) owned	Influence	0.000	UnitedHealth Group Incorporated		.4
		.00000	35-2446102				USMD PPM, LLC	.TX	.NIA	USMD Inc.	Ownership	100.000	UnitedHealth Group Incorporated		.2
		.00000	98-1259657				V & L Medical Ltd.	.CAN	.NIA	UnitedHealthcare Global Canada Limited	Influence	100.000	UnitedHealth Group Incorporated		.5
		.00000	63-1182191				Vailley Hospital, L.L.C.	.WA	.NIA	Surgery Center of Spokane, LLC	Ownership	50.000	UnitedHealth Group Incorporated		.2
		.00000	87-0757396				Vailley Physicians Network, Inc.	.CA	.NIA	PrimeCare Medical Network, Inc.	Ownership	100.000	UnitedHealth Group Incorporated		
		.00000	81-4629242				VERTA MANAGEMENT SERVICES, LLC	.DE	.NIA	SCA-VERTA, LLC	Ownership	50.000	UnitedHealth Group Incorporated		.2
		.00000	98-1444067				Vida Tres Internacional S.A.	.CHL	.NIA	Banmedica S.A.	Ownership	100.000	UnitedHealth Group Incorporated		.5
		.00000	98-1443076				Vidaintegra S.A.	.CHL	.NIA	Banmedica S.A.	Ownership	100.000	UnitedHealth Group Incorporated		
		.00000					Virtual Therapeutics Corporation	.DE	.NIA	United HealthCare Services, Inc.	Influence	33.000	UnitedHealth Group Incorporated		.5
		.00000					Vivify Health Canada, Inc.	.CAN	.NIA	Vivify Health, Inc.	Ownership	100.000	UnitedHealth Group Incorporated		
		.00000	27-1348358				Vivify Health, Inc.	.DE	.NIA	OptumHealth Care Solutions, LLC	Ownership	100.000	UnitedHealth Group Incorporated		.2
		.00000	36-3469841				Wauwatosa Outpatient Surgery Center, LLC	.DE	.NIA	Surgery Centers-West Holdings, LLC	Ownership	100.000	UnitedHealth Group Incorporated		.2
		.00000					Wauwatosa Surgery Center, Limited Partnership	.WI	.NIA	Wauwatosa Outpatient Surgery Center, LLC	Ownership	51.000	UnitedHealth Group Incorporated		.2
		.00000	20-5429310				Wayland Square Surgicare Acquisition, L.P.	.RI	.NIA	Wayland Square Surgicare GP, Inc.	Ownership	99.000	UnitedHealth Group Incorporated		.2
		.00000	75-2500274				Wayland Square Surgicare GP, Inc.	.RI	.NIA	Surgery Center Holding, LLC	Ownership	100.000	UnitedHealth Group Incorporated		



SCHEDULE Y  
PART 1A - DETAIL OF INSURANCE HOLDING COMPANY SYSTEM

1	2	3	4	5	6	7	8	9	10	11	12 Type of Control (Ownership, Board, Management, Attorney-in-Fact, Influence, Other)	13 If Control is Owner- ship Provide Percen- tage	14 Ultimate Controlling Entity(ies)/Person(s)	15 Is an SCA Filing Re- quired? (Y/N)	16 *
Group Code	Group Name	NAIC Company Code	ID Number	Federal RSSD	CIK	Name of Securities Exchange if Publicly Traded (U.S. or International)	Names of Parent, Subsidiaries Or Affiliates	Domi- ciliary Loca- tion	Relation- ship to Reporting Entity	Directly Controlled by (Name of Entity/Person)					
		.00000	46-2854394				Waypoint Minnesota PC	.MN	NIA	Physician(s) owned	Influence	0.000	UnitedHealth Group Incorporated		.4
		.00000					WebInsure Benefits, LLC	.DE	NIA	hCentive, Inc.	Ownership	100.000	UnitedHealth Group Incorporated		
		.00000	74-2574229				WellMed Medical Group, P.A.	.TX	NIA	Physician(s) owned	Influence	0.000	UnitedHealth Group Incorporated		.4
		.00000	74-2797745				WellMed Medical Management of Florida, Inc.	.FL	NIA	WellMed Medical Management, Inc.	Ownership	100.000	UnitedHealth Group Incorporated		.4
		.00000	74-2786364				WellMed Medical Management, Inc.	.TX	NIA	Collaborative Care Holdings, LLC	Ownership	85.000	UnitedHealth Group Incorporated		.2
		.00000	35-2314192				WellMed Network of Florida, Inc.	.TX	NIA	Physician(s) owned	Influence	0.000	UnitedHealth Group Incorporated		.4
		.00000	74-2889447				WellMed Networks, Inc.	.TX	NIA	Physician(s) owned	Influence	0.000	UnitedHealth Group Incorporated		.4
		.00000	92-0183013				WellMed of Las Cruces, Inc.	.TX	NIA	Physician(s) owned	Influence	0.000	UnitedHealth Group Incorporated		.4
		.00000	27-2809113				West Coast Endoscopy Holdings, LLC	.DE	NIA	SCA Surgery Holdings, LLC	Ownership	100.000	UnitedHealth Group Incorporated		
		.00000					Western Connecticut Orthopedic Surgical Center, LLC	.CT	NIA	SCA-Western Connecticut, LLC	Ownership	61.380	UnitedHealth Group Incorporated		.2
		.00000	45-0636596				WESTMED Practice Partners LLC	.DE	NIA	Collaborative Care Holdings, LLC	Ownership	100.000	UnitedHealth Group Incorporated		
		.00000	83-3608739				WillowB Labs LLC	.DE	NIA	OptumRx, Inc.	Ownership	100.000	UnitedHealth Group Incorporated		
		.00000					Wilmington ASC, LLC	.NC	NIA	SCA-Wilmington, LLC	Ownership	100.000	UnitedHealth Group Incorporated		.2
		.00000	27-4816583				Wilson Creek Surgical Center, LLC	.TX	NIA	THR-SCA Holdings, LLC	Ownership	0.000	UnitedHealth Group Incorporated		.5
		.00000	46-5548304				Winchester Endoscopy, LLC	.IL	NIA	SCA-Winchester, LLC	Ownership	51.000	UnitedHealth Group Incorporated		.2
		.00000	62-1525776				Winter Park Surgery Center, L.P.	.TN	NIA	SCA-Winter Park, Inc.	Influence	1.000	UnitedHealth Group Incorporated		.5
		.00000	62-1587564				Winter Park, LLC	.TN	NIA	SCA-Winter Park, Inc.	Ownership	51.000	UnitedHealth Group Incorporated		.2
		.00000	45-2158334				WIND Medical, PLLC	.TX	NIA	Physician(s) owned	Influence	0.000	UnitedHealth Group Incorporated		.4
		.00000	52-2102846				XLHealth Corporation	.MD	NIA	United HealthCare Services, Inc.	Ownership	100.000	UnitedHealth Group Incorporated		
		.00000	98-1107695				XLHealth Corporation India Private Limited	.IND	NIA	XLHealth Corporation	Ownership	99.998	UnitedHealth Group Incorporated		.4
		.00000	98-1107695				XLHealth Corporation India Private Limited	.IND	NIA	UnitedHealth International, Inc.	Ownership	0.002	UnitedHealth Group Incorporated		.4
		.00000	46-3537245				XLHome Michigan, P.C.	.MI	NIA	Physician(s) owned	Influence	0.000	UnitedHealth Group Incorporated		.4
		.00000	45-5530241				XLHome Northeast, P.C.	.NJ	NIA	Physician(s) owned	Influence	0.000	UnitedHealth Group Incorporated		.4
		.00000	46-2931689				XLHome Oklahoma, Inc.	.OK	NIA	Physician(s) owned	Influence	0.000	UnitedHealth Group Incorporated		.4
		.00000	27-3543997				XLHome, P.C.	.MD	NIA	Physician(s) owned	Influence	0.000	UnitedHealth Group Incorporated		.4
		.00000	11-3764012				Your Health Options Insurance Services, Inc.	.CA	NIA	PrimeCare Medical Network, Inc.	Ownership	100.000	UnitedHealth Group Incorporated		

Asterisk	Explanation
1	TBD – Majority and/or Minority or additional shareholder information will be disclosed in a future reporting period.
2	The remaining percentage is owned by either: 1) non-affiliated entity(ies), 2) external shareholders, 3) outside investors or 4) multiple sources.
3	Currently undergoing a liquidation procedure
4	Represents a physician or physicians' owned entity, where the entity is deemed to be influenced by the ultimate owner.
5	Represents a minority-owned entity (with respect to the ultimate owner), where the ultimate owner is deemed to have influence over the entity.



SCHEDULE Y

PART 2 - SUMMARY OF INSURER'S TRANSACTIONS WITH ANY AFFILIATES

1	2	3	4	5	6	7	8	9	10	11	12	13
NAIC Company Code	ID Number	Names of Insurers and Parent, Subsidiaries or Affiliates	Shareholder Dividends	Capital Contributions	Purchases, Sales or Exchanges of Loans, Securities, Real Estate, Mortgage Loans or Other Investments	Income/ (Disbursements) Incurred in Connection with Guarantees or Undertakings for the Benefit of any Affiliate(s)	Management Agreements and Service Contracts	Income/ (Disbursements) Incurred Under Reinsurance Agreements	*	Any Other Material Activity Not in the Ordinary Course of the Insurer's Business	Totals	Reinsurance Recoverable/ (Payable) on Losses and/or Reserve Credit Taken/(Liability)
	41-1913523	ACN Group IPA of New York, Inc.	0	0	0	0	831,902	0		0	831,902	0
	27-0015861	ACN Group of California, Inc.	(5,000,000)	0	0	0	10,765,570	0		0	5,765,570	0
82406	35-1665915	All Savers Insurance Company	(250,000,000)	0	0	0	(80,823,813)	(4,097)		0	(330,827,910)	(1,075)
73130	35-1744596	All Savers Life Insurance Company of California	0	0	0	0	(3,505)	0		0	(3,505)	0
52623	35-2108729	American Health Network of Indiana, LLC	0	0	0	0	0	0		0	0	0
	54-1743136	AmeriChoice Corporation	0	(150,000,000)	0	0	0	0		0	(150,000,000)	0
95497	22-3368602	AmeriChoice of New Jersey, Inc.	0	150,000,000	0	0	(323,024,551)	0		0	(173,024,551)	0
	86-0813232	Arizona Physicians IPA, Inc.	(60,000,000)	0	0	0	(792,818,137)	0		0	(852,818,137)	0
	30-0842394	AxelaCare Intermediate Holdings, LLC	0	0	0	0	239,137,554	0		0	239,137,554	0
	88-0267857	Behavioral Healthcare Options, Inc.	0	0	0	0	7,505,811	0		0	7,505,811	0
12558	45-4976934	Care Improvement Plus of Texas Insurance Company	(15,000,000)	0	0	0	(287,774,842)	0		0	(302,774,842)	0
12567	20-3888112	Care Improvement Plus South Central Insurance Company	(125,000,000)	0	0	0	(459,282,855)	(35)		0	(584,282,890)	0
14041	27-5038136	Care Improvement Plus Wisconsin Insurance Company	0	0	0	0	(66,336,006)	0		0	(66,336,006)	0
	52-1811176	DBP Services of New York IPA, Inc.	0	0	0	0	1,896,823	0		0	1,896,823	0
	52-1452809	Dental Benefit Providers of California, Inc.	(5,000,000)	0	0	0	(11,833,285)	0		0	(16,833,285)	0
52053	36-4008355	Dental Benefit Providers of Illinois, Inc.	0	0	0	0	2,387	0		0	2,387	0
	41-2014834	Dental Benefit Providers, Inc.	0	0	0	0	173,401,855	0		0	173,401,855	0
	75-1617708	Enterprise Life Insurance Company	0	0	0	0	(5,674,957)	27,517,754		0	21,842,797	(25,895,257)
	20-0087132	Excelsior Insurance Brokerage, Inc.	0	0	0	0	26,296	0		0	26,296	0
	61-1096685	Freedom Life Insurance Company of America	0	0	0	0	(91,049,301)	(26,402,999)		0	(117,452,300)	26,655,307
	20-3420886	Golden Outlook, Inc.	0	0	0	0	3,643,159	0		0	3,643,159	0
	37-0855360	Golden Rule Financial Corporation	0	0	0	0	0	0		0	0	0
62286	37-6028756	Golden Rule Insurance Company	(130,000,000)	0	0	0	(270,998,156)	0		0	(400,998,156)	0
	98-0213198	H&W Indemnity (SPC), Ltd.	0	0	0	0	0	1,015,101		0	1,015,101	37,639,788
79480	35-1279304	Harken Health Insurance Company	(10,000,000)	7,000,000	0	0	(9,005,632)	0		0	(12,005,632)	0
96342	88-0201035	Health Plan of Nevada, Inc.	(125,000,000)	0	0	0	(312,650,058)	(1,057,318)		0	(438,707,376)	(16,902)
	27-0277771	HealthMarkets Insurance Agency, Inc.	0	0	0	0	67,856,560	0		0	67,856,560	0
	46-1131431	HealthMarkets Services, Inc.	0	0	0	0	(24,058)	0		0	(24,058)	0
	75-2044750	HealthMarkets, Inc.	0	0	0	0	2,292,661	0		0	2,292,661	0
	45-3143218	Lifeprint East, Inc.	0	0	0	0	204,316,053	0		0	204,316,053	0
	27-2309024	LifePrint Health, Inc.	0	0	0	0	3,936,178,227	0		0	3,936,178,227	0
60321	52-1803283	MAMSI Life and Health Insurance Company	0	0	0	0	(18,943,523)	(3,270)		0	(18,946,793)	150
	95-4874334	March Vision Care Group, Incorporated	0	0	0	0	16,916,416	0		0	16,916,416	0
96310	52-1169135	MD-Individual Practice Association, Inc.	(25,000,000)	0	0	0	(18,767,069)	(252,665)		0	(44,019,734)	689
12756	20-3391186	Medica Health Plans of Florida, Inc.	0	0	0	0	12,339	0		0	12,339	0
12155	01-0788576	Medica HealthCare Plans, Inc.	(10,000,000)	0	0	0	(78,103,876)	0		0	(88,103,876)	0
	32-0037402	Medical Transportation Services, LLC	0	0	0	0	3,297,749	0		0	3,297,749	0



SCHEDULE Y

PART 2 - SUMMARY OF INSURER'S TRANSACTIONS WITH ANY AFFILIATES

1	2	3	4	5	6	7	8	9	10	11	12	13
NAIC Company Code	ID Number	Names of Insurers and Parent, Subsidiaries or Affiliates	Shareholder Dividends	Capital Contributions	Purchases, Sales or Exchanges of Loans, Securities, Real Estate, Mortgage Loans or Other Investments	Income/ (Disbursements) Incurred in Connection with Guarantees or Undertakings for the Benefit of any Affiliate(s)	Management Agreements and Service Contracts	Income/ (Disbursements) Incurred Under Reinsurance Agreements	*	Any Other Material Activity Not in the Ordinary Course of the Insurer's Business	Totals	Reinsurance Recoverable/ (Payable) on Losses and/or Reserve Credit Taken/(Liability)
66087	62-0724538	Mid-West National Life Insurance Company of Tennessee	0	0	0	0	(2,013,705)	187,607		0	(1,826,098)	2,181,537
	22-3935634	Monarch Health Plan, Inc.	0	0	0	0	0	2,322,695		0	2,322,695	(16,850)
	73-1187572	National Foundation Life Insurance Company	0	0	0	0	(13,280,773)	(1,114,755)		0	(14,395,528)	(760,050)
	47-2336925	National MedTrans, LLC	0	0	0	0	16,941,632	0		0	16,941,632	0
95251	76-0196559	National Pacific Dental, Inc.	(1,500,000)	0	0	0	(1,023,753)	0		0	(2,523,753)	0
95123	65-0996107	Neighborhood Health Partnership, Inc.	(17,500,000)	0	0	0	(99,148,788)	0		0	(116,648,788)	0
95758	88-0228572	Nevada Pacific Dental	0	0	0	0	(407,373)	0		0	(407,373)	0
	72-1267232	New Orleans Regional Physician Hospital Organization, L.L.C.	0	0	0	0	1,032,941,002	0		0	1,032,941,002	0
	84-1250135	New West Physicians, Inc.	0	0	0	0	35,237	0		0	35,237	0
96940	52-1518174	Optimum Choice, Inc.	0	0	0	0	(33,048,135)	(301,618)		0	(33,349,753)	66
69647	31-0628424	Optum Insurance of Ohio, Inc.	(35,000,000)	0	0	0	(10,403,347)	0		0	(45,403,347)	0
11068	30-0029448	Optum Networks of New Jersey, Inc.	0	15,000,000	0	0	(1,474,935)	0		0	13,525,065	0
	46-2385459	OptumCare Health Plan of California, Inc.	0	0	0	0	384,860,805	0		0	384,860,805	0
	95-4509662	OptumCare Management, LLC	0	0	0	0	0	0		0	0	0
	13-4138668	OptumCare New York IPA, Inc.	0	0	0	0	120,120,784	0		0	120,120,784	0
	41-1591944	OptumHealth Care Solutions, LLC	0	0	0	0	198,320,603	0		0	198,320,603	0
	41-1858498	OptumInsight, Inc.	0	0	0	0	334,759,444	0		0	334,759,444	0
	33-0441200	OptumRx, Inc.	0	0	0	0	8,200,488,453	0		0	8,200,488,453	0
	13-3818652	OrthoNet LLC	0	0	0	0	7,141,187	0		0	7,141,187	0
78026	22-2797560	Oxford Health Insurance, Inc.	(270,000,000)	0	0	0	(1,106,633,634)	(885,931)		0	(1,377,519,565)	181,534
96798	06-1181201	Oxford Health Plans (CT), Inc.	(80,000,000)	0	0	0	(402,673,737)	(1,750,301)		0	(484,424,038)	893
95506	22-2745725	Oxford Health Plans (NJ), Inc.	(40,000,000)	0	0	0	(341,358,500)	535,333		0	(380,823,167)	6,110
95479	06-1181200	Oxford Health Plans (NY), Inc.	0	0	0	0	(133,288,950)	0		0	(133,288,950)	0
	52-2443751	Oxford Health Plans LLC	0	0	0	0	0	0		0	0	0
70785	35-1137395	PacifiCare Life and Health Insurance Company	0	0	0	0	(1,215,200)	136		0	(1,215,064)	12,426
84506	95-2829463	PacifiCare Life Assurance Company	0	5,000,000	0	0	(5,378,343)	0		0	(378,343)	0
95617	94-3267522	PacifiCare of Arizona, Inc.	(6,000,000)	0	0	0	(10,110,394)	(511)		0	(16,110,905)	0
95434	84-1011378	PacifiCare of Colorado, Inc.	(138,000,000)	0	0	0	(1,940,818,440)	(5,378,144)		0	(2,084,196,584)	0
95685	86-0875231	PacifiCare of Nevada, Inc.	0	0	0	0	(83,052)	(36)		0	(83,088)	0
	20-5662149	Peoples Health, Inc.	0	0	0	0	(1,034,344,032)	0		0	(1,034,344,032)	0
11494	04-3677255	Physicians Health Choice of Texas, LLC	0	20,000,000	0	0	(730,642,989)	12,049		0	(710,630,940)	2,287
11176	65-0885893	Preferred Care Partners, Inc.	(66,000,000)	0	0	0	(811,175,451)	0		0	(877,175,451)	0
	33-0607478	PrimeCare Medical Network, Inc.	(60,000,000)	0	0	0	288,337,094	0		0	228,337,094	0
	87-0757397	PrimeCare of Citrus Valley, Inc.	0	0	0	0	(650)	0		0	(650)	0
	33-0674407	PrimeCare of Corona, Inc.	0	0	0	0	(300)	0		0	(300)	0
	33-0674401	PrimeCare of Hemet Valley, Inc.	0	0	0	0	(100)	0		0	(100)	0
	33-0674408	PrimeCare of Inland Valley, Inc.	0	0	0	0	(8,517)	0		0	(8,517)	0
	33-0674400	PrimeCare of Redlands, Inc.	0	0	0	0	(200)	0		0	(200)	0
	33-0674404	PrimeCare of Riverside, Inc.	0	0	0	0	(1,630)	0		0	(1,630)	0



SCHEDULE Y

PART 2 - SUMMARY OF INSURER'S TRANSACTIONS WITH ANY AFFILIATES

1	2	3	4	5	6	7	8	9	10	11	12	13
NAIC Company Code	ID Number	Names of Insurers and Parent, Subsidiaries or Affiliates	Shareholder Dividends	Capital Contributions	Purchases, Sales or Exchanges of Loans, Securities, Real Estate, Mortgage Loans or Other Investments	Income/ (Disbursements) Incurred in Connection with Guarantees or Undertakings for the Benefit of any Affiliate(s)	Management Agreements and Service Contracts	Income/ (Disbursements) Incurred Under Reinsurance Agreements	*	Any Other Material Activity Not in the Ordinary Course of the Insurer's Business	Totals	Reinsurance Recoverable/ (Payable) on Losses and/or Reserve Credit Taken/(Liability)
	14-1915328	PrimeCare of San Bernardino, Inc.	0	0	0	0	(39)	0		0	(39)	0
	33-0674409	PrimeCare of Temecula, Inc.	0	0	0	0	(360)	0		0	(360)	0
95482	84-0614905	Rocky Mountain Health Maintenance Organization, Incorporated	(7,400,000)	0	0	0	(86,249,895)	(215,156)		0	(93,865,051)	0
71420	94-0734860	Sierra Health and Life Insurance Company, Inc.	(300,000,000)	0	0	0	(3,195,084,717)	(95,670)		0	(3,495,180,387)	(95,098)
	88-0201420	Southwest Medical Associates, Inc.	0	0	0	0	193,559,151	0		0	193,559,151	0
	71-0886811	Spectera of New York, IPA, Inc.	0	0	0	0	28,280	0		0	28,280	0
	52-1260282	Spectera, Inc.	0	0	0	0	54,868,866	0		0	54,868,866	0
84549	38-2044243	Symphonix Health Insurance, Inc.	(25,000,000)	0	0	0	(116,224,037)	0		0	(141,224,037)	0
	30-0445773	TeamMD Physicians, P.C.	0	0	0	0	2,986,206	0		0	2,986,206	0
61832	52-0676509	The Chesapeake Life Insurance Company	0	0	0	0	(92,359,399)	0		0	(92,359,399)	0
	94-3077084	U.S. Behavioral Health Plan, California	0	20,000,000	0	0	106,433,157	0		0	126,433,157	0
	95-2931460	UHC of California	(200,000,000)	0	0	0	(1,514,633,162)	0		0	(1,714,633,162)	0
91529	52-1996029	Unimerica Insurance Company	(73,000,000)	0	0	0	(29,740,956)	(1,351,023)		0	(104,091,979)	(415,920)
11596	01-0637149	Unimerica Life Insurance Company of New York	0	0	0	0	(1,724,019)	0		0	(1,724,019)	0
	20-5917714	Unison Health Plan of Delaware, Inc.	(10,000,000)	0	0	0	90,804	0		0	(9,909,196)	0
	94-2649097	United Behavioral Health	0	0	0	0	1,955,369,584	0		0	1,955,369,584	0
	41-1868911	United Behavioral Health of New York, I.P.A., Inc.	0	0	0	0	2,003,273	0		0	2,003,273	0
	75-2583080	United Group Reinsurance, Inc.	0	0	0	0	0	(187,607)		0	(187,607)	(2,181,537)
	41-1289245	United HealthCare Services, Inc.	5,016,754,273	(163,000,000)	0	0	13,054,548,663	0		0	17,908,302,936	0
	41-1321939	UnitedHealth Group Incorporated	620,500,000	0	0	0	2,160,887,138	0		0	2,781,387,138	0
95174	33-0115163	UnitedHealthcare Benefits of Texas, Inc.	(74,000,000)	0	0	0	(2,795,305,174)	(4,059,682)		0	(2,873,364,856)	15,891
	47-3221444	UnitedHealthcare Benefits Plan of California	0	0	0	0	(83,009)	0		0	(83,009)	0
	46-4348775	UnitedHealthcare Community Plan of California, Inc.	0	0	0	0	(12,300,577)	0		0	(12,300,577)	0
13168	26-2688274	UnitedHealthcare Community Plan of Georgia, Inc.	0	0	0	0	5,349	0		0	5,349	0
12323	56-2451429	UnitedHealthcare Community Plan of Ohio, Inc.	(50,000,000)	0	0	0	(556,223,987)	(3,756,091)		0	(609,980,078)	18,409,942
11141	91-2008361	UnitedHealthcare Community Plan of Texas, L.L.C.	0	10,000,000	0	0	(325,052,808)	214,587		0	(314,838,221)	244,410
95467	38-3204052	UnitedHealthcare Community Plan, Inc.	(25,000,000)	0	0	0	(158,919,820)	625,550		0	(183,294,270)	1,197,835
79413	36-2739571	UnitedHealthcare Insurance Company	(2,511,554,273)	0	0	0	(10,420,162,768)	95,420,329		0	(12,836,296,712)	(545,438,407)
60318	36-3800349	UnitedHealthcare Insurance Company of Illinois	(70,000,000)	0	0	0	(147,429,115)	(107,273)		0	(217,536,388)	2,620
60093	11-3283886	UnitedHealthcare Insurance Company of New York	0	0	0	0	(570,144,332)	(60,535,970)		0	(630,680,302)	320,773,851
12231	20-1902768	UnitedHealthcare Insurance Company of the River Valley	(15,000,000)	0	0	0	(267,307,621)	(206,693)		0	(282,514,314)	(73,774)



SCHEDULE Y

PART 2 - SUMMARY OF INSURER'S TRANSACTIONS WITH ANY AFFILIATES

1	2	3	4	5	6	7	8	9	10	11	12	13
NAIC Company Code	ID Number	Names of Insurers and Parent, Subsidiaries or Affiliates	Shareholder Dividends	Capital Contributions	Purchases, Sales or Exchanges of Loans, Securities, Real Estate, Mortgage Loans or Other Investments	Income/ (Disbursements) Incurred in Connection with Guarantees or Undertakings for the Benefit of any Affiliate(s)	Management Agreements and Service Contracts	Income/ (Disbursements) Incurred Under Reinsurance Agreements	*	Any Other Material Activity Not in the Ordinary Course of the Insurer's Business	Totals	Reinsurance Recoverable/ (Payable) on Losses and/or Reserve Credit Taken/(Liability)
	86-0618309	UnitedHealthcare Integrated Services, Inc.										
			0	0	0	0	487,433	0		0	487,433	0
97179	86-0207231	UnitedHealthcare Life Insurance Company	(35,500,000)	0	0	0	(41,950,501)	(136)		0	(77,450,637)	(12,426)
95784	63-0899562	UnitedHealthcare of Alabama, Inc.	(20,000,000)	0	0	0	(33,188,123)	(156,426)		0	(53,344,549)	0
96016	86-0507074	UnitedHealthcare of Arizona, Inc.	(10,000,000)	0	0	0	(10,927,193)	(115,019)		0	(21,042,212)	0
95446	63-1036819	UnitedHealthcare of Arkansas, Inc.	0	0	0	0	(24,548,595)	(131,877)		0	(24,680,472)	0
95090	84-1004639	UnitedHealthcare of Colorado, Inc.	(1,500,000)	0	0	0	(17,378,506)	(112,421)		0	(18,990,927)	0
95264	59-1293865	UnitedHealthcare of Florida, Inc.	(75,000,000)	0	0	0	(327,485,979)	(2,069,007)		0	(404,554,986)	0
95850	58-1653544	UnitedHealthcare of Georgia, Inc.	0	0	0	0	(48,892,800)	(333,987)		0	(49,226,787)	0
95776	36-3280214	UnitedHealthcare of Illinois, Inc.	(10,000,000)	0	0	0	(20,634,308)	(171,252)		0	(30,805,560)	2
96644	62-1240316	UnitedHealthcare of Kentucky, Ltd.	(1,800,000)	10,000,000	0	0	(20,497,697)	(175,111)		0	(12,472,808)	0
95833	72-1074008	UnitedHealthcare of Louisiana, Inc.	0	0	0	0	(248,424,305)	(2,679,550)		0	(251,103,855)	(1,245)
95716	63-1036817	UnitedHealthcare of Mississippi, Inc.	(20,000,000)	0	0	0	(118,390,855)	(172,330)		0	(138,563,185)	27,804
95149	05-0413469	UnitedHealthcare of New England, Inc.	0	0	0	0	(307,283,023)	(2,338,532)		0	(309,621,555)	1,201,427
13214	26-2697886	UnitedHealthcare of New Mexico, Inc.	(50,000,000)	0	0	0	(14,295,511)	0		0	(64,295,511)	0
95085	06-1172891	UnitedHealthcare of New York, Inc.	0	0	0	0	(897,178,488)	0		0	(897,178,488)	0
95103	56-1461010	UnitedHealthcare of North Carolina, Inc.	0	76,000,000	0	0	(57,681,443)	(571,020)		0	(17,747,537)	0
95186	31-1142815	UnitedHealthcare of Ohio, Inc.	(26,000,000)	0	0	0	(6,492,161)	(52,331)		0	(32,544,492)	0
96903	33-0115166	UnitedHealthcare of Oklahoma, Inc.	(26,500,000)	0	0	0	(84,429,758)	0		0	(110,929,758)	0
95893	93-0938819	UnitedHealthcare of Oregon, Inc.	(43,500,000)	0	0	0	(269,382,516)	0		0	(312,882,516)	0
95220	25-1756858	UnitedHealthcare of Pennsylvania, Inc.	0	0	0	0	(200,888,351)	(1,202,724)		0	(202,091,075)	0
95765	95-3939697	UnitedHealthcare of Texas, Inc.	0	0	0	0	(16,885,444)	(170,100)		0	(17,055,544)	7
95025	52-1130183	UnitedHealthcare of the Mid-Atlantic, Inc.										
			0	0	0	0	(245,504,594)	(1,800,228)		0	(247,304,822)	16
95591	47-0676824	UnitedHealthcare of the Midlands, Inc.	(110,000,000)	0	0	0	(714,307,230)	(14,332,541)		0	(838,639,771)	0
96385	43-1361841	UnitedHealthcare of the Midwest, Inc.	(25,000,000)	0	0	0	(413,435,486)	21,681,958		0	(416,753,528)	166,353,595
95501	41-1488563	UnitedHealthcare of Utah, Inc.	(7,500,000)	0	0	0	(865,597,213)	(901,799)		0	(873,999,012)	0
48038	91-1312551	UnitedHealthcare of Washington, Inc.	(15,000,000)	0	0	0	(185,348,633)	0		0	(200,348,633)	0
95710	39-1555888	UnitedHealthcare of Wisconsin, Inc.	(325,000,000)	0	0	0	(1,528,685,480)	(9,657,936)		0	(1,863,343,416)	354
95378	36-3379945	UnitedHealthcare Plan of the River Valley, Inc.	0	0	0	0	(558,444,080)	(4,721,927)		0	(563,166,007)	0
	47-0854646	UnitedHealthcare Service LLC	0	0	0	0	971,462	0		0	971,462	0
	01-0518346	UnitedHealthcare Specialty Benefits, LLC	0	0	0	0	40,855	0		0	40,855	0
	73-1165000	USHEALTH Group, Inc.	0	0	0	0	102,810,105	0		0	102,810,105	0
	35-2314192	WellMed Network of Florida, Inc.	0	0	0	0	1,014,473,684	0		0	1,014,473,684	0
	74-2889447	WellMed Networks, Inc.	0	0	0	0	3,171,161,007	0		0	3,171,161,007	0
9999999 Control Totals			0	0	0	0	0	0	XXX	0	0	0



ANNUAL STATEMENT FOR THE YEAR 2019 OF THE UnitedHealthcare Plan of the River Valley, Inc.

SUPPLEMENTAL EXHIBITS AND SCHEDULES INTERROGATORIES


The following supplemental reports are required to be filed as part of your statement filing unless specifically waived by the domiciliary state. However, in the event that your domiciliary state waives the filing requirement, your response of WAIVED to the specific interrogatory will be accepted in lieu of filing a "NONE" report and a bar code will be printed below. If the supplement is required of your company but is not being filed for whatever reason enter SEE EXPLANATION and provide an explanation following the interrogatory questions.

		Responses
MARCH FILING		
1.	Will the Supplemental Compensation Exhibit be filed with the state of domicile by March 1? .....	YES
2.	Will an actuarial opinion be filed by March 1? .....	YES
3.	Will the confidential Risk-based Capital Report be filed with the NAIC by March 1?.....	YES
4.	Will the confidential Risk-based Capital Report be filed with the state of domicile, if required, by March 1?.....	YES
APRIL FILING		
5.	Will Management's Discussion and Analysis be filed by April 1? .....	YES
6.	Will the Supplemental Investment Risks Interrogatories be filed by April 1? .....	YES
7.	Will the Accident and Health Policy Experience Exhibit be filed by April 1? .....	YES
JUNE FILING		
8.	Will an audited financial report be filed by June 1? .....	YES
9.	Will Accountant's Letter of Qualifications be filed with the state of domicile and electronically with the NAIC by June 1? .....	YES
AUGUST FILING		
10.	Will the regulator-only (non-public) Communication of Internal Control Related Matters Noted in Audit be filed with the state of domicile and electronically with the NAIC (as a regulator-only non-public document) by August 1? .....	YES
The following supplemental reports are required to be filed as part of your annual statement filing <b><u>if your company is engaged in the type of business covered by the supplement. However, in the event that your company does not transact the type of business for which the special report must be filed, your response of NO to the specific interrogatory will be accepted in lieu of filing a "NONE" report and a bar code will be printed below.</u></b> If the supplement is required of your company but is not being filed for whatever reason enter SEE EXPLANATION and provide an explanation following the interrogatory questions.		
MARCH FILING		
11.	Will the Medicare Supplement Insurance Experience Exhibit be filed with the state of domicile and the NAIC by March 1? .....	NO
12.	Will the Supplemental Life data due March 1 be filed with the state of domicile and the NAIC? .....	NO
13.	Will Schedule SIS (Stockholder Information Supplement) be filed with the state of domicile by March 1?.....	NO
14.	Will the actuarial opinion on participating and non-participating policies as required in Interrogatories 1 and 2 on Exhibit 5 to Life Supplement be filed with the state of domicile and electronically with the NAIC by March 1?.....	NO
15.	Will the actuarial opinion on non-guaranteed elements as required in Interrogatory 3 to Exhibit 5 to Life Supplement be filed with the state of domicile and electronically with the NAIC by March 1?.....	NO
16.	Will the Medicare Part D Coverage Supplement be filed with the state of domicile and the NAIC by March 1?.....	NO
17.	Will an approval from the reporting entity's state of domicile for relief related to the five-year rotation requirement for lead audit partner be filed electronically with the NAIC by March 1? .....	NO
18.	Will an approval from the reporting entity's state of domicile for relief related to the one-year cooling off period for independent CPA be filed electronically with the NAIC by March 1? .....	NO
19.	Will an approval from the reporting entity's state of domicile for relief related to the Requirements for Audit Committees be filed electronically with the NAIC by March 1?.....	NO
APRIL FILING		
20.	Will the Long-Term Care Experience Reporting Forms be filed with the state of domicile and the NAIC by April 1? .....	NO
21.	Will the Supplemental Life data due April 1 be filed with the state of domicile and the NAIC? .....	NO
22.	Will the Supplemental Health Care Exhibit (Parts 1, 2 and 3) be filed with the state of domicile and the NAIC by April 1? .....	YES
23.	Will the regulator only (non-public) Supplemental Health Care Exhibit's Expense Allocation Report be filed with the state of domicile and the NAIC by April 1? .....	YES
24.	Will the Life, Health & Annuity Guaranty Association Model Act Assessment Base Reconciliation Exhibit be filed with the state of domicile and the NAIC by April 1? .....	YES
25.	Will the Adjustments to the Life, Health & Annuity Guaranty Association Model Act Assessment Base Reconciliation Exhibit (if required) be filed with the state of domicile and the NAIC by April 1? .....	YES
AUGUST FILING		
26.	Will Management's Report of Internal Control Over Financial Reporting be filed with the state of domicile by August 1? .....	YES

11.
12.
13.
14.
15.
16.
17.
18.
19.
20.
21.

Bar Codes:

11. Medicare Supplement Insurance Experience Exhibit [Document Identifier 360]
12. Life Supplement [Document Identifier 205]
13. SIS Stockholder Information Supplement [Document Identifier 420]
14. Participating Opinion for Exhibit 5 [Document Identifier 371]
15. Non-Guaranteed Opinion for Exhibit 5 [Document Identifier 370]
16. Medicare Part D Coverage Supplement [Document Identifier 365]
17. Relief from the five-year rotation requirement for lead audit partner [Document Identifier 224]
18. Relief from the one-year cooling off period for independent CPA [Document Identifier 225]





ANNUAL STATEMENT FOR THE YEAR 2019 OF THE UnitedHealthcare Plan of the River Valley, Inc.

SUPPLEMENTAL EXHIBITS AND SCHEDULES INTERROGATORIES

19. Relief from the Requirements for Audit Committees [Document Identifier 226]



20. Long-Term Care Experience Reporting Forms [Document Identifier 306]



21. Life Supplement [Document Identifier 211]





OVERFLOW PAGE FOR WRITE-INS

Additional Write-ins for Assets Line 25

	Current Year			Prior Year
	1	2	3	4
	Assets	Nonadmitted Assets	Net Admitted Assets (Cols. 1 - 2)	Net Admitted Assets
2504. Taxes Receivable-State .....	0	0	0	11,062
2597. Summary of remaining write-ins for Line 25 from overflow page	0	0	0	11,062

Additional Write-ins for Underwriting and Investment Exhibit Part 3 Line 25

	Claim Adjustment Expenses		3	4	5
	1	2			
	Cost Containment Expenses	Other Claim Adjustment Expenses	General Administrative Expenses	Investment Expenses	Total
2504. Miscellaneous Losses .....	16,748	6,262	26,542	0	49,552
2505. Professional Fees\Consulting .....	2,638,282	986,396	2,432,663	0	6,057,341
2506. Sundry General Expenses .....	11,571,508	2,797,923	7,252,072	0	21,621,503
2597. Summary of remaining write-ins for Line 25 from overflow page	14,226,538	3,790,581	9,711,277	0	27,728,396



ANNUAL STATEMENT FOR THE YEAR 2019 OF THE UnitedHealthcare Plan of the River Valley, Inc.

OVERFLOW PAGE FOR WRITE-INS

Additional Write-ins for Underwriting and Investment Exhibit Part 2D Line 5

	1	2	3	4	5	6	7	8	9
	Total	Comprehensive (Hospital & Medical)	Medicare Supplement	Dental Only	Vision Only	Federal Employees Health Benefits Plan	Title XVIII Medicare	Title XIX Medicaid	Other
0504. Part D Risk Adjustment Factor Payable .....	.377,116	0	0	0	0	0	.377,116	0	0
0505. High-Cost Risk Pool Payable .....	161,151	161,151	0	0	0	0	0	0	0
0597. Summary of remaining write-ins for Line 5 from overflow page	538,267	161,151	0	0	0	0	377,116	0	0



SUMMARY INVESTMENT SCHEDULE

Investment Categories	Gross Investment Holdings		Admitted Assets as Reported in the Annual Statement			
	1	2	3	4	5	6
	Amount	Percentage of Column 1 Line 13	Amount	Securities Lending Reinvested Collateral Amount	Total (Col. 3 + 4) Amount	Percentage of Column 5 Line 13
1. Long-Term Bonds (Schedule D, Part 1):						
1.01 U.S. governments .....	98,786,633	13.221	98,786,633	0	98,786,633	13.221
1.02 All other governments .....	0	0.000	0	0	0	0.000
1.03 U.S. states, territories and possessions, etc. guaranteed .....	13,396,471	1.793	13,396,471	0	13,396,471	1.793
1.04 U.S. political subdivisions of states, territories, and possessions, guaranteed .....	9,255,692	1.239	9,255,692	0	9,255,692	1.239
1.05 U.S. special revenue and special assessment obligations, etc. non-guaranteed .....	215,555,698	28.849	215,555,698	0	215,555,698	28.849
1.06 Industrial and miscellaneous .....	293,877,982	39.332	293,877,982	0	293,877,982	39.332
1.07 Hybrid securities .....	0	0.000	0	0	0	0.000
1.08 Parent, subsidiaries and affiliates .....	0	0.000	0	0	0	0.000
1.09 SVO identified funds .....	0	0.000	0	0	0	0.000
1.10 Unaffiliated Bank loans .....	0	0.000	0	0	0	0.000
1.11 Total long-term bonds .....	630,872,476	84.434	630,872,476	0	630,872,476	84.434
2. Preferred stocks (Schedule D, Part 2, Section 1):						
2.01 Industrial and miscellaneous (Unaffiliated) .....	0	0.000	0	0	0	0.000
2.02 Parent, subsidiaries and affiliates .....	0	0.000	0	0	0	0.000
2.03 Total preferred stocks .....	0	0.000	0	0	0	0.000
3. Common stocks (Schedule D, Part 2, Section 2):						
3.01 Industrial and miscellaneous Publicly traded (Unaffiliated) .....	0	0.000	0	0	0	0.000
3.02 Industrial and miscellaneous Other (Unaffiliated) .....	0	0.000	0	0	0	0.000
3.03 Parent, subsidiaries and affiliates Publicly traded .....	0	0.000	0	0	0	0.000
3.04 Parent, subsidiaries and affiliates Other .....	0	0.000	0	0	0	0.000
3.05 Mutual funds .....	0	0.000	0	0	0	0.000
3.06 Unit investment trusts .....	0	0.000	0	0	0	0.000
3.07 Closed-end funds .....	0	0.000	0	0	0	0.000
3.08 Total common stocks .....	0	0.000	0	0	0	0.000
4. Mortgage loans (Schedule B):						
4.01 Farm mortgages .....	0	0.000	0	0	0	0.000
4.02 Residential mortgages .....	0	0.000	0	0	0	0.000
4.03 Commercial mortgages .....	0	0.000	0	0	0	0.000
4.04 Mezzanine real estate loans .....	0	0.000	0	0	0	0.000
4.05 Total mortgage loans .....	0	0.000	0	0	0	0.000
5. Real estate (Schedule A):						
5.01 Properties occupied by company .....	0	0.000	0	0	0	0.000
5.02 Properties held for production of income .....	0	0.000	0	0	0	0.000
5.03 Properties held for sale .....	0	0.000	0	0	0	0.000
5.04 Total real estate .....	0	0.000	0	0	0	0.000
6. Cash, cash equivalents and short-term investments:						
6.01 Cash (Schedule E, Part 1) .....	490,634	0.066	490,634	0	490,634	0.066
6.02 Cash equivalents (Schedule E, Part 2) .....	76,062,090	10.180	76,062,090	0	76,062,090	10.180
6.03 Short-term investments (Schedule DA) .....	29,830,879	3.992	29,830,879	0	29,830,879	3.992
6.04 Total cash, cash equivalents and short-term investments .....	106,383,603	14.238	106,383,603	0	106,383,603	14.238
7. Contract loans .....	0	0.000	0	0	0	0.000
8. Derivatives (Schedule DB) .....	0	0.000	0	0	0	0.000
9. Other invested assets (Schedule BA) .....	9,924,596	1.328	9,924,596	0	9,924,596	1.328
10. Receivables for securities .....	0	0.000	0	0	0	0.000
11. Securities Lending (Schedule DL, Part 1).....	0	0.000	0	XXX	XXX	XXX
12. Other invested assets (Page 2, Line 11) .....	0	0.000	0	0	0	0.000
13. Total invested assets	747,180,675	100.000	747,180,675	0	747,180,675	100.000



Schedule A - Verification - Real Estate

**N O N E**

Schedule B - Verification - Mortgage Loans

**N O N E**



SCHEDULE BA - VERIFICATION BETWEEN YEARS

Other Long-Term Invested Assets

1.	Book/adjusted carrying value, December 31 of prior year .....	11,787,076
2.	Cost of acquired:	
2.1	Actual cost at time of acquisition (Part 2, Column 8) .....	0
2.2	Additional investment made after acquisition (Part 2, Column 9) .....	0
3.	Capitalized deferred interest and other:	
3.1	Totals, Part 1, Column 16 .....	0
3.2	Totals, Part 3, Column 12 .....	0
4.	Accrual of discount .....	0
5.	Unrealized valuation increase (decrease):	
5.1	Totals, Part 1, Column 13 .....	0
5.2	Totals, Part 3, Column 9 .....	0
6.	Total gain (loss) on disposals, Part 3, Column 19 .....	0
7.	Deduct amounts received on disposals, Part 3, Column 16 .....	1,862,480
8.	Deduct amortization of premium and depreciation .....	0
9.	Total foreign exchange change in book/adjusted carrying value:	
9.1	Totals, Part 1, Column 17 .....	0
9.2	Totals, Part 3, Column 14 .....	0
10.	Deduct current year's other than temporary impairment recognized:	
10.1	Totals, Part 1, Column 15 .....	0
10.2	Totals, Part 3, Column 11 .....	0
11.	Book/adjusted carrying value at end of current period (Lines 1+2+3+4+5+6-7-8+9-10) .....	9,924,596
12.	Deduct total nonadmitted amounts .....	0
13.	Statement value at end of current period (Line 11 minus Line 12) .....	9,924,596

SCHEDULE D - VERIFICATION BETWEEN YEARS

Bonds and Stocks

1.	Book/adjusted carrying value, December 31 of prior year .....	580,414,742
2.	Cost of bonds and stocks acquired, Part 3, Column 7 .....	365,541,020
3.	Accrual of discount .....	754,400
4.	Unrealized valuation increase (decrease):	
4.1.	Part 1, Column 12 .....	0
4.2.	Part 2, Section 1, Column 15 .....	0
4.3.	Part 2, Section 2, Column 13 .....	0
4.4.	Part 4, Column 11 .....	0
5.	Total gain (loss) on disposals, Part 4, Column 19 .....	4,503,371
6.	Deduction consideration for bonds and stocks disposed of, Part 4, Column 7 .....	315,997,350
7.	Deduct amortization of premium .....	4,343,707
8.	Total foreign exchange change in book/adjusted carrying value:	
8.1.	Part 1, Column 15 .....	0
8.2.	Part 2, Section 1, Column 19 .....	0
8.3.	Part 2, Section 2, Column 16 .....	0
8.4.	Part 4, Column 15 .....	0
9.	Deduct current year's other than temporary impairment recognized:	
9.1.	Part 1, Column 14 .....	0
9.2.	Part 2, Section 1, Column 17 .....	0
9.3.	Part 2, Section 2, Column 14 .....	0
9.4.	Part 4, Column 13 .....	0
10.	Total investment income recognized as a result of prepayment penalties and/or acceleration fees, Note 5Q, Line 2 .....	0
11.	Book/adjusted carrying value at end of current period (Lines 1+2+3+4+5-6-7+8-9+10) .....	630,872,476
12.	Deduct total nonadmitted amounts .....	0
13.	Statement value at end of current period (Line 11 minus Line 12) .....	630,872,476



SCHEDULE D - SUMMARY BY COUNTRY

Long-Term Bonds and Stocks OWNED December 31 of Current Year

Description		1 Book/Adjusted Carrying Value	2 Fair Value	3 Actual Cost	4 Par Value of Bonds
BONDS					
Governments (Including all obligations guaranteed by governments)	1. United States .....	98,786,633	100,302,503	98,258,779	99,020,000
	2. Canada .....	0	0	0	0
	3. Other Countries	0	0	0	0
	4. Totals	98,786,633	100,302,503	98,258,779	99,020,000
U.S. States, Territories and Possessions (Direct and guaranteed)					
	5. Totals	13,396,471	13,600,927	14,166,164	10,950,000
U.S. Political Subdivisions of States, Territories and Possessions (Direct and guaranteed)					
	6. Totals	9,255,692	9,476,603	9,789,261	8,130,000
U.S. Special Revenue and Special Assessment Obligations and all Non-Guaranteed Obligations of Agencies and Authorities of Governments and their Political Subdivisions					
	7. Totals	215,555,698	220,678,633	222,182,452	200,441,108
Industrial and Miscellaneous, SVO Identified Funds, Unaffiliated Bank Loans and Hybrid Securities (unaffiliated)	8. United States .....	269,359,464	276,140,740	269,735,384	267,898,874
	9. Canada .....	8,562,117	8,753,429	8,540,764	8,574,410
	10. Other Countries	15,956,402	16,490,162	15,950,205	16,005,000
	11. Totals	293,877,983	301,384,331	294,226,353	292,478,284
Parent, Subsidiaries and Affiliates	12. Totals	0	0	0	0
	13. Total Bonds	630,872,477	645,442,997	638,623,009	611,019,392
PREFERRED STOCKS					
Industrial and Miscellaneous (unaffiliated)	14. United States .....	0	0	0	
	15. Canada .....	0	0	0	
	16. Other Countries	0	0	0	
	17. Totals	0	0	0	
Parent, Subsidiaries and Affiliates	18. Totals	0	0	0	
	19. Total Preferred Stocks	0	0	0	
COMMON STOCKS					
Industrial and Miscellaneous (unaffiliated)	20. United States .....	0	0	0	
	21. Canada .....	0	0	0	
	22. Other Countries	0	0	0	
	23. Totals	0	0	0	
Parent, Subsidiaries and Affiliates	24. Totals	0	0	0	
	25. Total Common Stocks	0	0	0	
	26. Total Stocks	0	0	0	
	27. Total Bonds and Stocks	630,872,477	645,442,997	638,623,009	



ANNUAL STATEMENT FOR THE YEAR 2019 OF THE UnitedHealthcare Plan of the River Valley, Inc.

SCHEDULE D - PART 1A - SECTION 1

Quality and Maturity Distribution of All Bonds Owned December 31, at Book/Adjusted Carrying Values by Major Types of Issues and NAIC Designations

NAIC Designation	1 1 Year or Less	2 Over 1 Year Through 5 Years	3 Over 5 Years Through 10 Years	4 Over 10 Years Through 20 Years	5 Over 20 Years	6 No Maturity Date	7 Total Current Year	8 Col. 7 as a % of Line 11.7	9 Total from Col. 7 Prior Year	10 % From Col. 8 Prior Year	11 Total Publicly Traded	12 Total Privately Placed (a)
1. U.S. Governments												
1.1 NAIC 1	80,730,032	26,706,769	17,951,290	0	0	XXX	125,388,091	18.8	130,215,740	21.2	125,388,091	0
1.2 NAIC 2	0	0	0	0	0	XXX	0	0.0	0	0.0	0	0
1.3 NAIC 3	0	0	0	0	0	XXX	0	0.0	0	0.0	0	0
1.4 NAIC 4	0	0	0	0	0	XXX	0	0.0	0	0.0	0	0
1.5 NAIC 5	0	0	0	0	0	XXX	0	0.0	0	0.0	0	0
1.6 NAIC 6	0	0	0	0	0	XXX	0	0.0	0	0.0	0	0
1.7 Totals	80,730,032	26,706,769	17,951,290	0	0	XXX	125,388,091	18.8	130,215,740	21.2	125,388,091	0
2. All Other Governments												
2.1 NAIC 1	0	0	0	0	0	XXX	0	0.0	0	0.0	0	0
2.2 NAIC 2	0	0	0	0	0	XXX	0	0.0	0	0.0	0	0
2.3 NAIC 3	0	0	0	0	0	XXX	0	0.0	0	0.0	0	0
2.4 NAIC 4	0	0	0	0	0	XXX	0	0.0	0	0.0	0	0
2.5 NAIC 5	0	0	0	0	0	XXX	0	0.0	0	0.0	0	0
2.6 NAIC 6	0	0	0	0	0	XXX	0	0.0	0	0.0	0	0
2.7 Totals	0	0	0	0	0	XXX	0	0.0	0	0.0	0	0
3. U.S. States, Territories and Possessions etc., Guaranteed												
3.1 NAIC 1	0	0	13,396,471	0	0	XXX	13,396,471	2.0	16,163,116	2.6	13,396,471	0
3.2 NAIC 2	0	0	0	0	0	XXX	0	0.0	0	0.0	0	0
3.3 NAIC 3	0	0	0	0	0	XXX	0	0.0	0	0.0	0	0
3.4 NAIC 4	0	0	0	0	0	XXX	0	0.0	0	0.0	0	0
3.5 NAIC 5	0	0	0	0	0	XXX	0	0.0	0	0.0	0	0
3.6 NAIC 6	0	0	0	0	0	XXX	0	0.0	0	0.0	0	0
3.7 Totals	0	0	13,396,471	0	0	XXX	13,396,471	2.0	16,163,116	2.6	13,396,471	0
4. U.S. Political Subdivisions of States, Territories and Possessions , Guaranteed												
4.1 NAIC 1	0	3,873,494	5,382,197	0	0	XXX	9,255,691	1.4	27,854,571	4.5	9,255,691	0
4.2 NAIC 2	0	0	0	0	0	XXX	0	0.0	0	0.0	0	0
4.3 NAIC 3	0	0	0	0	0	XXX	0	0.0	0	0.0	0	0
4.4 NAIC 4	0	0	0	0	0	XXX	0	0.0	0	0.0	0	0
4.5 NAIC 5	0	0	0	0	0	XXX	0	0.0	0	0.0	0	0
4.6 NAIC 6	0	0	0	0	0	XXX	0	0.0	0	0.0	0	0
4.7 Totals	0	3,873,494	5,382,197	0	0	XXX	9,255,691	1.4	27,854,571	4.5	9,255,691	0
5. U.S. Special Revenue & Special Assessment Obligations, etc., Non-Guaranteed												
5.1 NAIC 1	20,365,153	94,679,763	77,071,719	17,382,238	3,652,670	XXX	213,151,543	32.0	187,266,629	30.5	213,151,543	0
5.2 NAIC 2	0	0	2,404,155	0	0	XXX	2,404,155	0.4	2,426,408	0.4	2,404,155	0
5.3 NAIC 3	0	0	0	0	0	XXX	0	0.0	0	0.0	0	0
5.4 NAIC 4	0	0	0	0	0	XXX	0	0.0	0	0.0	0	0
5.5 NAIC 5	0	0	0	0	0	XXX	0	0.0	0	0.0	0	0
5.6 NAIC 6	0	0	0	0	0	XXX	0	0.0	0	0.0	0	0
5.7 Totals	20,365,153	94,679,763	79,475,874	17,382,238	3,652,670	XXX	215,555,698	32.4	189,693,037	30.8	215,555,698	0



ANNUAL STATEMENT FOR THE YEAR 2019 OF THE UnitedHealthcare Plan of the River Valley, Inc.

SCHEDULE D - PART 1A - SECTION 1 (Continued)

Quality and Maturity Distribution of All Bonds Owned December 31, at Book/Adjusted Carrying Values by Major Types of Issues and NAIC Designations

NAIC Designation	1 1 Year or Less	2 Over 1 Year Through 5 Years	3 Over 5 Years Through 10 Years	4 Over 10 Years Through 20 Years	5 Over 20 Years	6 No Maturity Date	7 Total Current Year	8 Col. 7 as a % of Line 11.7	9 Total from Col. 7 Prior Year	10 % From Col. 8 Prior Year	11 Total Publicly Traded	12 Total Privately Placed (a)
6. Industrial & Miscellaneous (Unaffiliated)												
6.1 NAIC 1 .....	71,420,628	105,655,746	41,979,972	1,390,000	0	XXX	220,446,346	33.1	191,381,660	31.1	164,995,856	55,450,490
6.2 NAIC 2 .....	5,240,335	28,174,640	46,058,593	1,935,372	0	XXX	81,408,940	12.2	59,637,645	9.7	80,405,155	1,003,785
6.3 NAIC 3 .....	0	0	0	0	0	XXX	0	0.0	0	0.0	0	0
6.4 NAIC 4 .....	0	0	0	0	0	XXX	0	0.0	0	0.0	0	0
6.5 NAIC 5 .....	0	0	0	0	0	XXX	0	0.0	0	0.0	0	0
6.6 NAIC 6 .....	0	0	0	0	0	XXX	0	0.0	0	0.0	0	0
6.7 Totals	76,660,963	133,830,386	88,038,565	3,325,372	0	XXX	301,855,286	45.4	251,019,305	40.8	245,401,011	56,454,275
7. Hybrid Securities												
7.1 NAIC 1 .....	0	0	0	0	0	XXX	0	0.0	0	0.0	0	0
7.2 NAIC 2 .....	0	0	0	0	0	XXX	0	0.0	0	0.0	0	0
7.3 NAIC 3 .....	0	0	0	0	0	XXX	0	0.0	0	0.0	0	0
7.4 NAIC 4 .....	0	0	0	0	0	XXX	0	0.0	0	0.0	0	0
7.5 NAIC 5 .....	0	0	0	0	0	XXX	0	0.0	0	0.0	0	0
7.6 NAIC 6 .....	0	0	0	0	0	XXX	0	0.0	0	0.0	0	0
7.7 Totals	0	0	0	0	0	XXX	0	0.0	0	0.0	0	0
8. Parent, Subsidiaries and Affiliates												
8.1 NAIC 1 .....	0	0	0	0	0	XXX	0	0.0	0	0.0	0	0
8.2 NAIC 2 .....	0	0	0	0	0	XXX	0	0.0	0	0.0	0	0
8.3 NAIC 3 .....	0	0	0	0	0	XXX	0	0.0	0	0.0	0	0
8.4 NAIC 4 .....	0	0	0	0	0	XXX	0	0.0	0	0.0	0	0
8.5 NAIC 5 .....	0	0	0	0	0	XXX	0	0.0	0	0.0	0	0
8.6 NAIC 6 .....	0	0	0	0	0	XXX	0	0.0	0	0.0	0	0
8.7 Totals	0	0	0	0	0	XXX	0	0.0	0	0.0	0	0
9. SVO Identified Funds												
9.1 NAIC 1 .....	XXX	XXX	XXX	XXX	XXX	0	0	0.0	0	0.0	0	0
9.2 NAIC 2 .....	XXX	XXX	XXX	XXX	XXX	0	0	0.0	0	0.0	0	0
9.3 NAIC 3 .....	XXX	XXX	XXX	XXX	XXX	0	0	0.0	0	0.0	0	0
9.4 NAIC 4 .....	XXX	XXX	XXX	XXX	XXX	0	0	0.0	0	0.0	0	0
9.5 NAIC 5 .....	XXX	XXX	XXX	XXX	XXX	0	0	0.0	0	0.0	0	0
9.6 NAIC 6 .....	XXX	XXX	XXX	XXX	XXX	0	0	0.0	0	0.0	0	0
9.7 Totals	XXX	XXX	XXX	XXX	XXX	0	0	0.0	0	0.0	0	0
10. Unaffiliated Bank Loans												
10.1 NAIC 1 .....	0	0	0	0	0	XXX	0	0.0	0	0.0	0	0
10.2 NAIC 2 .....	0	0	0	0	0	XXX	0	0.0	0	0.0	0	0
10.3 NAIC 3 .....	0	0	0	0	0	XXX	0	0.0	0	0.0	0	0
10.4 NAIC 4 .....	0	0	0	0	0	XXX	0	0.0	0	0.0	0	0
10.5 NAIC 5 .....	0	0	0	0	0	XXX	0	0.0	0	0.0	0	0
10.6 NAIC 6 .....	0	0	0	0	0	XXX	0	0.0	0	0.0	0	0
10.7 Totals	0	0	0	0	0	XXX	0	0.0	0	0.0	0	0



ANNUAL STATEMENT FOR THE YEAR 2019 OF THE UnitedHealthcare Plan of the River Valley, Inc.

SCHEDULE D - PART 1A - SECTION 1 (Continued)

Quality and Maturity Distribution of All Bonds Owned December 31, at Book/Adjusted Carrying Values by Major Types of Issues and NAIC Designations

NAIC Designation	1 1 Year or Less	2 Over 1 Year Through 5 Years	3 Over 5 Years Through 10 Years	4 Over 10 Years Through 20 Years	5 Over 20 Years	6 No Maturity Date	7 Total Current Year	8 Col. 7 as a % of Line 11.7	9 Total from Col. 7 Prior Year	10 % From Col. 8 Prior Year	11 Total Publicly Traded	12 Total Privately Placed (a)
11. Total Bonds Current Year												
11.1 NAIC 1	(d) 172,515,813	230,915,772	155,781,649	18,772,238	3,652,670	0	581,638,142	87.4	XXX	XXX	526,187,652	55,450,490
11.2 NAIC 2	(d) 5,240,335	28,174,640	48,462,748	1,935,372	0	0	83,813,095	12.6	XXX	XXX	82,809,310	1,003,785
11.3 NAIC 3	(d) 0	0	0	0	0	0	0	0.0	XXX	XXX	0	0
11.4 NAIC 4	(d) 0	0	0	0	0	0	0	0.0	XXX	XXX	0	0
11.5 NAIC 5	(d) 0	0	0	0	0	0	0	0.0	XXX	XXX	0	0
11.6 NAIC 6	(d) 0	0	0	0	0	0	(c) 0	0.0	XXX	XXX	0	0
11.7 Totals	177,756,148	259,090,412	204,244,397	20,707,610	3,652,670	0	(b) 665,451,237	100.0	XXX	XXX	608,996,962	56,454,275
11.8 Line 11.7 as a % of Col. 7	26.7	38.9	30.7	3.1	0.5	0.0	100.0	XXX	XXX	XXX	91.5	8.5
12. Total Bonds Prior Year												
12.1 NAIC 1	113,269,902	288,946,666	132,243,633	15,646,699	2,774,816	0	XXX	XXX	552,881,716	89.9	508,215,772	44,665,944
12.2 NAIC 2	4,794,109	26,285,318	29,769,626	1,215,000	0	0	XXX	XXX	62,064,053	10.1	60,622,005	1,442,048
12.3 NAIC 3	0	0	0	0	0	0	XXX	XXX	0	0.0	0	0
12.4 NAIC 4	0	0	0	0	0	0	XXX	XXX	0	0.0	0	0
12.5 NAIC 5	0	0	0	0	0	0	XXX	XXX	(c) 0	0.0	0	0
12.6 NAIC 6	0	0	0	0	0	0	XXX	XXX	(c) 0	0.0	0	0
12.7 Totals	118,064,011	315,231,984	162,013,259	16,861,699	2,774,816	0	XXX	XXX	(b) 614,945,769	100.0	568,837,777	46,107,992
12.8 Line 12.7 as a % of Col. 9	19.2	51.3	26.3	2.7	0.5	0.0	XXX	XXX	100.0	XXX	92.5	7.5
13. Total Publicly Traded Bonds												
13.1 NAIC 1	151,251,517	199,541,041	152,970,186	18,772,238	3,652,670	0	526,187,652	79.1	508,215,772	82.6	526,187,652	XXX
13.2 NAIC 2	5,240,335	27,915,640	47,717,963	1,935,372	0	0	82,809,310	12.4	60,622,005	9.9	82,809,310	XXX
13.3 NAIC 3	0	0	0	0	0	0	0	0.0	0	0.0	0	XXX
13.4 NAIC 4	0	0	0	0	0	0	0	0.0	0	0.0	0	XXX
13.5 NAIC 5	0	0	0	0	0	0	0	0.0	0	0.0	0	XXX
13.6 NAIC 6	0	0	0	0	0	0	0	0.0	0	0.0	0	XXX
13.7 Totals	156,491,852	227,456,681	200,688,149	20,707,610	3,652,670	0	608,996,962	91.5	568,837,777	92.5	608,996,962	XXX
13.8 Line 13.7 as a % of Col. 7	25.7	37.3	33.0	3.4	0.6	0.0	100.0	XXX	XXX	XXX	100.0	XXX
13.9 Line 13.7 as a % of Line 11.7, Col. 7, Section 11	23.5	34.2	30.2	3.1	0.5	0.0	91.5	XXX	XXX	XXX	91.5	XXX
14. Total Privately Placed Bonds												
14.1 NAIC 1	21,264,296	31,374,731	2,811,463	0	0	0	55,450,490	8.3	44,665,944	7.3	XXX	55,450,490
14.2 NAIC 2	0	259,000	744,785	0	0	0	1,003,785	0.2	1,442,048	0.2	XXX	1,003,785
14.3 NAIC 3	0	0	0	0	0	0	0	0.0	0	0.0	XXX	0
14.4 NAIC 4	0	0	0	0	0	0	0	0.0	0	0.0	XXX	0
14.5 NAIC 5	0	0	0	0	0	0	0	0.0	0	0.0	XXX	0
14.6 NAIC 6	0	0	0	0	0	0	0	0.0	0	0.0	XXX	0
14.7 Totals	21,264,296	31,633,731	3,556,248	0	0	0	56,454,275	8.5	46,107,992	7.5	XXX	56,454,275
14.8 Line 14.7 as a % of Col. 7	37.7	56.0	6.3	0.0	0.0	0.0	100.0	XXX	XXX	XXX	XXX	100.0
14.9 Line 14.7 as a % of Line 11.7, Col. 7, Section 11	3.2	4.8	0.5	0.0	0.0	0.0	8.5	XXX	XXX	XXX	XXX	8.5

(a) Includes \$ 0 freely tradable under SEC Rule 144 or qualified for resale under SEC Rule 144A.

(b) Includes \$ 0 current year of bonds with Z designations and \$ 938,703 prior year of bonds with Z designations. The letter "Z" means the NAIC designation was not assigned by the Securities Valuation Office (SVO) at the date of the statement.

(c) Includes \$ 0 current year, \$ 0 prior year of bonds with 5GI designations and \$ 0 current year, \$ 0 prior year of bonds with 6\* designations. "5GI" means the NAIC designation was assigned by the (SVO) in reliance on the insurer's certification that the issuer is current in all principal and interest payments. "6\*" means the NAIC designation was assigned by the SVO due to inadequate certification of principal and interest payments.

(d) Includes the following amount of short-term and cash equivalent bonds by NAIC designation: NAIC 1 \$ 33,873,686 ; NAIC 2 \$ 705,078 ; NAIC 3 \$ 0 ; NAIC 4 \$ 0 ; NAIC 5 \$ 0 ; NAIC 6 \$ 0



ANNUAL STATEMENT FOR THE YEAR 2019 OF THE UnitedHealthcare Plan of the River Valley, Inc.

SCHEDULE D - PART 1A - SECTION 2

Maturity Distribution of All Bonds Owned December 31, at Book/Adjusted Carrying Values by Major Type and Subtype of Issues

Distribution by Type	1 1 Year or Less	2 Over 1 Year Through 5 Years	3 Over 5 Years Through 10 Years	4 Over 10 Years Through 20 Years	5 Over 20 Years	6 No Maturity Date	7 Total Current Year	8 Col. 7 as a % of Line 11.08	9 Total from Col. 7 Prior Year	10 % From Col. 8 Prior Year	11 Total Publicly Traded	12 Total Privately Placed
1. U.S. Governments												
1.01 Issuer Obligations .....	80,730,032	26,706,769	17,951,290	0	0	XXX	125,388,091	18.8	130,215,619	21.2	125,388,091	0
1.02 Residential Mortgage-Backed Securities .....	0	0	0	0	0	XXX	0	0.0	120	0.0	0	0
1.03 Commercial Mortgage-Backed Securities .....	0	0	0	0	0	XXX	0	0.0	0	0.0	0	0
1.04 Other Loan-Backed and Structured Securities .....	0	0	0	0	0	XXX	0	0.0	0	0.0	0	0
1.05 Totals	80,730,032	26,706,769	17,951,290	0	0	XXX	125,388,091	18.8	130,215,739	21.2	125,388,091	0
2. All Other Governments												
2.01 Issuer Obligations .....	0	0	0	0	0	XXX	0	0.0	0	0.0	0	0
2.02 Residential Mortgage-Backed Securities .....	0	0	0	0	0	XXX	0	0.0	0	0.0	0	0
2.03 Commercial Mortgage-Backed Securities .....	0	0	0	0	0	XXX	0	0.0	0	0.0	0	0
2.04 Other Loan-Backed and Structured Securities .....	0	0	0	0	0	XXX	0	0.0	0	0.0	0	0
2.05 Totals	0	0	0	0	0	XXX	0	0.0	0	0.0	0	0
3. U.S. States, Territories and Possessions, Guaranteed												
3.01 Issuer Obligations .....	0	0	13,396,471	0	0	XXX	13,396,471	2.0	16,163,116	2.6	13,396,471	0
3.02 Residential Mortgage-Backed Securities .....	0	0	0	0	0	XXX	0	0.0	0	0.0	0	0
3.03 Commercial Mortgage-Backed Securities .....	0	0	0	0	0	XXX	0	0.0	0	0.0	0	0
3.04 Other Loan-Backed and Structured Securities .....	0	0	0	0	0	XXX	0	0.0	0	0.0	0	0
3.05 Totals	0	0	13,396,471	0	0	XXX	13,396,471	2.0	16,163,116	2.6	13,396,471	0
4. U.S. Political Subdivisions of States, Territories and Possessions, Guaranteed												
4.01 Issuer Obligations .....	0	3,873,494	5,382,197	0	0	XXX	9,255,691	1.4	27,854,571	4.5	9,255,691	0
4.02 Residential Mortgage-Backed Securities .....	0	0	0	0	0	XXX	0	0.0	0	0.0	0	0
4.03 Commercial Mortgage-Backed Securities .....	0	0	0	0	0	XXX	0	0.0	0	0.0	0	0
4.04 Other Loan-Backed and Structured Securities .....	0	0	0	0	0	XXX	0	0.0	0	0.0	0	0
4.05 Totals	0	3,873,494	5,382,197	0	0	XXX	9,255,691	1.4	27,854,571	4.5	9,255,691	0
5. U.S. Special Revenue & Special Assessment Obligations etc., Non-Guaranteed												
5.01 Issuer Obligations .....	0	47,581,537	53,337,446	0	0	XXX	100,918,983	15.2	138,956,715	22.6	100,918,983	0
5.02 Residential Mortgage-Backed Securities .....	20,071,375	45,882,161	24,431,694	16,277,846	3,327,014	XXX	109,990,090	16.5	48,988,552	8.0	109,990,090	0
5.03 Commercial Mortgage-Backed Securities .....	293,778	1,216,064	1,706,734	1,104,392	325,656	XXX	4,646,624	0.7	1,747,770	0.3	4,646,624	0
5.04 Other Loan-Backed and Structured Securities .....	0	0	0	0	0	XXX	0	0.0	0	0.0	0	0
5.05 Totals	20,365,153	94,679,762	79,475,874	17,382,238	3,652,670	XXX	215,555,697	32.4	189,693,037	30.8	215,555,697	0
6. Industrial and Miscellaneous												
6.01 Issuer Obligations .....	30,836,408	92,675,287	88,038,566	3,325,372	0	XXX	214,875,633	32.3	164,897,010	26.8	193,741,769	21,133,864
6.02 Residential Mortgage-Backed Securities .....	0	0	0	0	0	XXX	0	0.0	0	0.0	0	0
6.03 Commercial Mortgage-Backed Securities .....	147,370	2,871,416	0	0	0	XXX	3,018,786	0.5	5,186,028	0.8	1,888,074	1,130,712
6.04 Other Loan-Backed and Structured Securities .....	45,677,185	38,283,683	0	0	0	XXX	83,960,868	12.6	80,936,267	13.2	49,771,168	34,189,700
6.05 Totals	76,660,963	133,830,386	88,038,566	3,325,372	0	XXX	301,855,287	45.4	251,019,305	40.8	245,401,011	56,454,276
7. Hybrid Securities												
7.01 Issuer Obligations .....	0	0	0	0	0	XXX	0	0.0	0	0.0	0	0
7.02 Residential Mortgage-Backed Securities .....	0	0	0	0	0	XXX	0	0.0	0	0.0	0	0
7.03 Commercial Mortgage-Backed Securities .....	0	0	0	0	0	XXX	0	0.0	0	0.0	0	0
7.04 Other Loan-Backed and Structured Securities .....	0	0	0	0	0	XXX	0	0.0	0	0.0	0	0
7.05 Totals	0	0	0	0	0	XXX	0	0.0	0	0.0	0	0
8. Parent, Subsidiaries and Affiliates												
8.01 Issuer Obligations .....	0	0	0	0	0	XXX	0	0.0	0	0.0	0	0
8.02 Residential Mortgage-Backed Securities .....	0	0	0	0	0	XXX	0	0.0	0	0.0	0	0
8.03 Commercial Mortgage-Backed Securities .....	0	0	0	0	0	XXX	0	0.0	0	0.0	0	0
8.04 Other Loan-Backed and Structured Securities .....	0	0	0	0	0	XXX	0	0.0	0	0.0	0	0
8.05 Affiliated Bank Loans - Issued .....	0	0	0	0	0	XXX	0	0.0	0	0.0	0	0
8.06 Affiliated Bank Loans - Acquired .....	0	0	0	0	0	XXX	0	0.0	0	0.0	0	0
8.07 Totals	0	0	0	0	0	XXX	0	0.0	0	0.0	0	0



ANNUAL STATEMENT FOR THE YEAR 2019 OF THE UnitedHealthcare Plan of the River Valley, Inc.

**SCHEDULE D - PART 1A - SECTION 2 (Continued)**

Maturity Distribution of All Bonds Owned December 31, at Book/Adjusted Carrying Values by Major Type and Subtype of Issues

Distribution by Type	1 1 Year or Less	2 Over 1 Year Through 5 Years	3 Over 5 Years Through 10 Years	4 Over 10 Years Through 20 Years	5 Over 20 Years	6 No Maturity Date	7 Total Current Year	8 Col. 7 as a % of Line 11.08	9 Total from Col. 7 Prior Year	10 % From Col. 8 Prior Year	11 Total Publicly Traded	12 Total Privately Placed
9. SVO Identified Funds												
9.01 Exchange Traded Funds Identified by the SVO	XXX	XXX	XXX	XXX	XXX	0	0	0.0	0	0.0	0	0
9.02 Bond Mutual Funds Identified by the SVO	XXX	XXX	XXX	XXX	XXX	0	0	0.0	0	0.0	0	0
9.03 Totals	XXX	XXX	XXX	XXX	XXX	0	0	0.0	0	0.0	0	0
10. Unaffiliated Bank Loans												
10.01 Unaffiliated Bank Loans - Issued	0	0	0	0	0	XXX	0	0.0	0	0.0	0	0
10.02 Unaffiliated Bank Loans - Acquired	0	0	0	0	0	XXX	0	0.0	0	0.0	0	0
10.03 Totals	0	0	0	0	0	XXX	0	0.0	0	0.0	0	0
11. Total Bonds Current Year												
11.01 Issuer Obligations	111,566,440	170,837,087	178,105,970	3,325,372	0	XXX	463,834,869	69.7	XXX	XXX	442,701,005	21,133,864
11.02 Residential Mortgage-Backed Securities	20,071,375	45,882,161	24,431,694	16,277,846	3,327,014	XXX	109,990,090	16.5	XXX	XXX	109,990,090	0
11.03 Commercial Mortgage-Backed Securities	441,148	4,087,480	1,706,734	1,104,392	325,656	XXX	7,665,410	1.2	XXX	XXX	6,534,698	1,130,712
11.04 Other Loan-Backed and Structured Securities	45,677,185	38,283,683	0	0	0	XXX	83,960,868	12.6	XXX	XXX	49,771,168	34,189,700
11.05 SVO Identified Funds	XXX	XXX	XXX	XXX	XXX	0	0	0.0	XXX	XXX	0	0
11.06 Affiliated Bank Loans	0	0	0	0	0	XXX	0	0.0	XXX	XXX	0	0
11.07 Unaffiliated Bank Loans	0	0	0	0	0	XXX	0	0.0	XXX	XXX	0	0
11.08 Totals	177,756,148	259,090,411	204,244,398	20,707,610	3,652,670	0	665,451,237	100.0	XXX	XXX	608,996,961	56,454,276
11.09 Line 11.08 as a % of Col. 7	26.7	38.9	30.7	3.1	0.5	0.0	100.0	XXX	XXX	XXX	91.5	8.5
12. Total Bonds Prior Year												
12.01 Issuer Obligations	80,221,877	244,754,008	148,305,792	4,805,354	0	XXX	XXX	XXX	478,087,031	77.7	459,840,117	18,246,914
12.02 Residential Mortgage-Backed Securities	5,340,899	16,482,134	12,606,705	11,784,118	2,774,816	XXX	XXX	XXX	48,988,672	8.0	48,988,672	0
12.03 Commercial Mortgage-Backed Securities	3,841,988	2,101,788	717,795	272,227	0	XXX	XXX	XXX	6,933,798	1.1	5,796,144	1,137,654
12.04 Other Loan-Backed and Structured Securities	28,659,246	51,894,054	382,967	0	0	XXX	XXX	XXX	80,936,267	13.2	54,212,843	26,723,424
12.05 SVO Identified Funds	XXX	XXX	XXX	XXX	XXX	0	XXX	XXX	0	0.0	0	0
12.06 Affiliated Bank Loans	0	0	0	0	0	XXX	XXX	XXX	0	0.0	0	0
12.07 Unaffiliated Bank Loans	0	0	0	0	0	XXX	XXX	XXX	0	0.0	0	0
12.08 Totals	118,064,010	315,231,984	162,013,259	16,861,699	2,774,816	0	XXX	XXX	614,945,768	100.0	568,837,776	46,107,992
12.09 Line 12.08 as a % of Col. 9	19.2	51.3	26.3	2.7	0.5	0.0	XXX	XXX	100	XXX	92.5	7.5
13. Total Publicly Traded Bonds												
13.01 Issuer Obligations	107,353,191	157,472,722	174,549,722	3,325,372	0	XXX	442,701,007	66.5	459,840,117	74.8	442,701,007	XXX
13.02 Residential Mortgage-Backed Securities	20,071,375	45,882,161	24,431,694	16,277,846	3,327,014	XXX	109,990,090	16.5	48,988,672	8.0	109,990,090	XXX
13.03 Commercial Mortgage-Backed Securities	441,148	2,956,768	1,706,734	1,104,392	325,656	XXX	6,534,698	1.0	5,796,144	0.9	6,534,698	XXX
13.04 Other Loan-Backed and Structured Securities	28,626,138	21,145,030	0	0	0	XXX	49,771,168	7.5	54,212,843	8.8	49,771,168	XXX
13.05 SVO Identified Funds	XXX	XXX	XXX	XXX	XXX	0	0	0.0	0	0.0	0	XXX
13.06 Affiliated Bank Loans	0	0	0	0	0	XXX	0	0.0	0	0.0	0	XXX
13.07 Unaffiliated Bank Loans	0	0	0	0	0	XXX	0	0.0	0	0.0	0	XXX
13.08 Totals	156,491,852	227,456,681	200,688,150	20,707,610	3,652,670	0	608,996,963	91.5	568,837,776	92.5	608,996,963	XXX
13.09 Line 13.08 as a % of Col. 7	25.7	37.3	33.0	3.4	0.6	0.0	100.0	XXX	XXX	XXX	100.0	XXX
13.10 Line 13.08 as a % of Line 11.08, Col. 7, Section 11	23.5	34.2	30.2	3.1	0.5	0.0	91.5	XXX	XXX	XXX	91.5	XXX
14. Total Privately Placed Bonds												
14.01 Issuer Obligations	4,213,249	13,364,365	3,556,248	0	0	XXX	21,133,862	3.2	18,246,914	3.0	XXX	21,133,862
14.02 Residential Mortgage-Backed Securities	0	0	0	0	0	XXX	0	0.0	0	0.0	XXX	0
14.03 Commercial Mortgage-Backed Securities	0	1,130,712	0	0	0	XXX	1,130,712	0.2	1,137,654	0.2	XXX	1,130,712
14.04 Other Loan-Backed and Structured Securities	17,051,047	17,138,653	0	0	0	XXX	34,189,700	5.1	26,723,424	4.3	XXX	34,189,700
14.05 SVO Identified Funds	XXX	XXX	XXX	XXX	XXX	0	0	0.0	0	0.0	XXX	0
14.06 Affiliated Bank Loans	0	0	0	0	0	XXX	0	0.0	0	0.0	XXX	0
14.07 Unaffiliated Bank Loans	0	0	0	0	0	XXX	0	0.0	0	0.0	XXX	0
14.08 Totals	21,264,296	31,633,730	3,556,248	0	0	0	56,454,274	8.5	46,107,992	7.5	XXX	56,454,274
14.09 Line 14.08 as a % of Col. 7	37.7	56.0	6.3	0.0	0.0	0.0	100.0	XXX	XXX	XXX	XXX	100.0
14.10 Line 14.08 as a % of Line 11.08, Col. 7, Section 11	3.2	4.8	0.5	0.0	0.0	0.0	8.5	XXX	XXX	XXX	XXX	8.5



SCHEDULE DA - VERIFICATION BETWEEN YEARS

Short-Term Investments

	1	2	3	4	5
	Total	Bonds	Mortgage Loans	Other Short-term Investment Assets (a)	Investments in Parent, Subsidiaries and Affiliates
1. Book/adjusted carrying value, December 31 of prior year .....	29,036,669	29,036,669	0	0	0
2. Cost of short-term investments acquired .....	5,333,024,113	5,333,024,113	0	0	0
3. Accrual of discount .....	153,484	153,484	0	0	0
4. Unrealized valuation increase (decrease) .....	0	0	0	0	0
5. Total gain (loss) on disposals .....	0	0	0	0	0
6. Deduct consideration received on disposals .....	5,332,290,236	5,332,290,236	0	0	0
7. Deduct amortization of premium .....	93,151	93,151	0	0	0
8. Total foreign exchange change in book/adjusted carrying value .....	0	0	0	0	0
9. Deduct current year's other than temporary impairment recognized .....	0	0	0	0	0
10. Book adjusted carrying value at end of current period (Lines 1+2+3+4+5-6-7+8-9) .....	29,830,879	29,830,879	0	0	0
11. Deduct total nonadmitted amounts .....	0	0	0	0	0
12. Statement value at end of current period (Line 10 minus Line 11)	29,830,879	29,830,879	0	0	0

(a) Indicate the category of such assets, for example, joint ventures, transportation equipment:



Schedule DB - Part A - Verification - Options, Caps, Floors, Collars, Swaps and Forwards

**N O N E**

Schedule DB - Part B - Verification - Futures Contracts

**N O N E**

Schedule DB - Part C - Section 1 - Replication (Synthetic Asset) Transactions (RSATs) Open

**N O N E**

Schedule DB-Part C-Section 2-Reconciliation of Replication (Synthetic Asset) Transactions Open

**N O N E**

Schedule DB - Verification - Book/Adjusted Carrying Value, Fair Value and Potential Exposure of  
Derivatives

**N O N E**



SCHEDULE E - PART 2 - VERIFICATION BETWEEN YEARS

(Cash Equivalents)

	1	2	3	4
	Total	Bonds	Money Market Mutual funds	Other (a)
1. Book/adjusted carrying value, December 31 of prior year .....	359,812,156	5,494,358	354,317,798	0
2. Cost of cash equivalents acquired .....	4,419,263,643	10,125,369	4,409,138,274	0
3. Accrual of discount .....	14,158	14,158	0	0
4. Unrealized valuation increase (decrease) .....	5,683	0	5,683	0
5. Total gain (loss) on disposals .....	13,541	0	13,541	0
6. Deduct consideration received on disposals .....	4,703,047,091	10,886,000	4,692,161,091	0
7. Deduct amortization of premium .....	0	0	0	0
8. Total foreign exchange change in book/adjusted carrying value .....	0	0	0	0
9. Deduct current year's other than temporary impairment recognized .....	0	0	0	0
10. Book/adjusted carrying value at end of current period (Lines 1+2+3+4+5-6-7+8-9) .....	76,062,090	4,747,885	71,314,205	0
11. Deduct total nonadmitted amounts .....	0	0	0	0
12. Statement value at end of current period (Line 10 minus Line 11)	76,062,090	4,747,885	71,314,205	0

(a) Indicate the category of such investments, for example, joint ventures, transportation equipment:



Schedule A - Part 1 - Real Estate Owned

**N O N E**

Schedule A - Part 2 - Real Estate Acquired and Additions Made

**N O N E**

Schedule A - Part 3 - Real Estate Disposed

**N O N E**

Schedule B - Part 1 - Mortgage Loans Owned

**N O N E**

Schedule B - Part 2 - Mortgage Loans Acquired and Additions Made

**N O N E**

Schedule B - Part 3 - Mortgage Loans Disposed, Transferred or Repaid

**N O N E**



## ANNUAL STATEMENT FOR THE YEAR 2019 OF THE UnitedHealthcare Plan of the River Valley, Inc.

## SCHEDULE BA - PART 1

Showing Other Long-Term Invested Assets OWNED December 31 of Current Year

[illegible]



ANNUAL STATEMENT FOR THE YEAR 2019 OF THE UnitedHealthcare Plan of the River Valley, Inc.

## SCHEDULE BA - PART 2

Showing Other Long-Term Invested Assets ACQUIRED AND ADDITIONS MADE December 31 of Current Year

[illegible]



SCHEDULE BA - PART 3

Showing Other Long-Term Invested Assets DISPOSED, Transferred or Repaid During the Current Year

1	2	Location		5	6	7	8	Change in Book/Adjusted Carrying Value						15	16	17	18	19	20
		3	4					9	10	11	12	13	14						
CUSIP Identification	Name or Description	City	State	Name of Purchaser or Nature of Disposal	Date Originally Acquired	Disposal Date	Book/ Adjusted Carrying Value Less Encumbrances, Prior Year	Unrealized Valuation Increase (Decrease)	Current Year's (Depreciation) or (Amortization)/ Accretion	Current Year's Other-Than-Temporary Impairment Recognized	Capitalized Deferred Interest and Other	Total Change in Book/ Adjusted Carrying Value (9+10-11+12)	Total Foreign Exchange Change in Book/ Adjusted Carrying Value	Book/ Adjusted Carrying Value Less Encumbrances on Disposal	Consideration	Foreign Exchange Gain (Loss) on Disposal	Realized Gain (Loss) on Disposal	Total Gain (Loss) on Disposal	Investment Income
	US Bancorp Guar Fed LIHTC Fd 2012-5 Prv P		US	Paydown	.07/02/2012	.01/15/2019	177,793	.0	.0	.0	.0	.0	.0	177,793	177,793	.0	.0	.0	.0
	US Bancorp Guar Fed LIHTC Fd 2012-5 Prv P		US	Paydown	.07/02/2012	.04/15/2019	177,793	.0	.0	.0	.0	.0	.0	177,793	177,793	.0	.0	.0	.0
	US Bancorp Guar Fed LIHTC Fd 2012-5 Prv P		US	Paydown	.07/02/2012	.07/15/2019	177,793	.0	.0	.0	.0	.0	.0	177,793	177,793	.0	.0	.0	.0
	US Bancorp Guar Fed LIHTC Fd 2012-5 Prv P		US	Paydown	.07/02/2012	.10/15/2019	177,793	.0	.0	.0	.0	.0	.0	177,793	177,793	.0	.0	.0	.0
3599999. Guaranteed Federal Low Income Housing Tax Credit - Unaffiliated							711,172	0	0	0	0	0	0	711,172	711,172	0	0	0	0
	Enterprise N Guar Fed LIHTC PrvPlc CS		US	Paydown	.08/27/2013	.01/15/2019	287,827	.0	.0	.0	.0	.0	.0	287,827	287,827	.0	.0	.0	.0
	Enterprise N Guar Fed LIHTC PrvPlc CS		US	Paydown	.08/27/2013	.04/15/2019	287,827	.0	.0	.0	.0	.0	.0	287,827	287,827	.0	.0	.0	.0
	Enterprise N Guar Fed LIHTC PrvPlc CS		US	Paydown	.08/27/2013	.07/15/2019	287,827	.0	.0	.0	.0	.0	.0	287,827	287,827	.0	.0	.0	.0
	Enterprise N Guar Fed LIHTC PrvPlc CS		US	Paydown	.08/27/2013	.10/15/2019	287,827	.0	.0	.0	.0	.0	.0	287,827	287,827	.0	.0	.0	.0
3799999. Non-Guaranteed Federal Low Income Housing Tax Credit - Unaffiliated							1,151,308	0	0	0	0	0	0	1,151,308	1,151,308	0	0	0	0
4899999. Total - Unaffiliated							1,862,480	0	0	0	0	0	0	1,862,480	1,862,480	0	0	0	0
4999999. Total - Affiliated							0	0	0	0	0	0	0	0	0	0	0	0	0
5099999 - Totals							1,862,480	0	0	0	0	0	0	1,862,480	1,862,480	0	0	0	0



ANNUAL STATEMENT FOR THE YEAR 2019 OF THE UnitedHealthcare Plan of the River Valley, Inc.

SCHEDULE D - PART 1

Showing All Long-Term BONDS Owned December 31 of Current Year

1	2	Codes			6	7	Fair Value		10	11	Change in Book/Adjusted Carrying Value				Interest					Dates	
		3	4	5			8	9			12	13	14	15	16	17	18	19	20	21	22
CUSIP	Description	C o d e	F o r e i g n	Bond Char	NAIC Design- ation and Admini- strative Symbol	Actual Cost	Rate Used to Obtain Fair Value	Fair Value	Par Value	Book/ Adjusted Carrying Value	Unrealized Valuation Increase/ (Decrease)	Current Year's (Amor- tization) Accretion	Current Year's Other- Than- Temporary Impairment Recognized	Total Foreign Exchange Change in Book/ Adjusted Carrying Value	Rate of	Effective Rate of	When Paid	Admitted Amount Due and Accrued	Amount Received During Year	Acquired	Stated Contractual Maturity Date
912828-20-2	US Treasury Note				1	1,990,078	.99.9260	1,998,520	2,000,000	1,994,283	0	4,205	0	0	1.500	1.965	FA	11,332	15,000	07/15/2019	08/15/2020
912828-22-2	US Treasury Note				1	1,193,672	.99.9910	1,199,892	1,200,000	1,196,328	0	2,656	0	0	1.625	2.019	AO	4,156	9,750	06/04/2019	10/15/2020
912828-40-0	US Treasury Note				1	2,048,639	100.3470	2,057,114	2,050,000	2,049,560	0	921	0	0	2.500	2.553	MN	4,481	51,250	02/28/2019	05/31/2020
912828-4W-7	US Treasury Note				1	509,414	101.8260	509,130	500,000	507,971	0	(1,443)	0	0	2.750	1.749	FA	5,194	0	09/12/2019	08/15/2021
912828-6B-1	US Treasury Note				1	16,058,230	105.9240	17,106,726	16,150,000	16,065,092	0	6,862	0	0	2.625	2.690	FA	160,129	211,969	03/06/2019	02/15/2029
912828-6G-0	US Treasury Note				1	6,166,336	102.7830	6,372,546	6,200,000	6,171,608	0	5,272	0	0	2.375	2.492	FA	49,758	73,625	03/06/2019	02/29/2024
912828-B9-0	US Treasury Note				1	2,260,195	100.4090	2,259,203	2,250,000	2,260,172	0	(24)	0	0	2.000	1.605	FA	15,206	0	12/30/2019	02/28/2021
912828-H5-2	US Treasury Note				1	1,232,109	.99.9680	1,249,600	1,250,000	1,248,641	0	16,383	0	0	1.250	2.601	JJ	6,539	15,625	01/04/2019	01/31/2020
912828-J8-4	US Treasury Note				1	1,626,281	.99.9360	1,648,944	1,650,000	1,645,124	0	18,842	0	0	1.375	2.592	MS	5,765	22,688	01/14/2019	03/31/2020
912828-K5-8	US Treasury Note				1	2,967,461	.99.9090	2,997,270	3,000,000	2,989,625	0	22,164	0	0	1.375	2.437	AO	7,026	41,250	04/16/2019	04/30/2020
912828-L3-2	US Treasury Note				1	835,583	.99.8360	848,606	850,000	843,495	0	7,912	0	0	1.375	2.549	FA	3,949	5,844	03/06/2019	08/31/2020
912828-L6-5	US Treasury Note				1	1,182,094	.99.8000	1,197,600	1,200,000	1,190,993	0	8,899	0	0	1.375	2.397	MS	4,193	8,250	04/01/2019	09/30/2020
912828-PX-2	US Treasury Note	.SD			1	332,475	102.1870	316,780	310,000	316,872	0	(6,021)	0	0	3.625	1.623	FA	4,245	11,238	05/16/2017	02/15/2021
912828-QN-3	US Treasury Note	.SD			1	976,641	102.0400	918,360	900,000	921,021	0	(15,076)	0	0	3.125	1.398	MN	3,632	28,125	03/28/2016	05/15/2021
912828-R7-7	US Treasury Note				1	1,293,652	.99.6920	1,295,996	1,300,000	1,293,898	0	246	0	0	1.375	1.713	MN	1,563	0	12/10/2019	05/31/2021
912828-T6-7	US Treasury Note				1	1,288,523	.99.3910	1,292,083	1,300,000	1,289,356	0	832	0	0	1.250	1.701	AO	2,768	0	11/07/2019	10/31/2021
912828-U0-1	US Treasury Note				1	1,623,863	.99.9350	1,648,928	1,650,000	1,646,330	0	22,185	0	0	1.250	2.640	FA	6,969	20,625	01/14/2019	02/29/2020
912828-V9-8	US Treasury Note				1	1,881,594	102.7100	1,951,490	1,900,000	1,886,198	0	1,760	0	0	2.250	2.361	FA	16,147	42,750	05/08/2017	02/15/2027
912828-VA-5	US Treasury Note				1	1,619,270	.99.8310	1,647,212	1,650,000	1,642,171	0	22,901	0	0	1.125	2.583	AO	3,162	18,563	01/14/2019	04/30/2020
912828-VJ-6	US Treasury Note				1	795,781	100.1260	801,008	800,000	798,096	0	2,315	0	0	1.875	2.359	JD	41	15,000	05/21/2019	06/30/2020
912828-WI-6	US Treasury Note	.SD			1	632,113	104.0270	634,565	610,000	624,508	0	(3,559)	0	0	2.750	2.107	MN	2,166	16,775	11/02/2017	11/15/2023
912828-WY-2	US Treasury Note				1	1,612,063	101.0100	1,616,160	1,600,000	1,609,292	0	(2,771)	0	0	2.250	1.876	JJ	15,065	18,000	07/05/2019	07/31/2021
912828-XR-6	US Treasury Note				1	9,661,309	100.3710	9,685,802	9,650,000	9,655,608	0	(2,289)	0	0	1.750	1.725	MN	14,765	168,875	06/07/2017	05/31/2022
912828-XU-9	US Treasury Note	.SD			1	36,413,203	.99.9690	36,988,530	37,000,000	36,883,929	0	251,949	0	0	1.500	2.199	JD	25,779	555,000	02/09/2018	06/15/2020
912828-Y2-0	US Treasury Note				1	814,938	101.5610	812,488	800,000	812,203	0	(2,735)	0	0	2.625	1.618	JJ	9,701	0	08/22/2019	07/15/2021
912828-YC-8	US Treasury Note				1	1,243,262	.99.8360	1,247,950	1,250,000	1,244,259	0	1,001	0	0	1.500	1.782	FA	6,336	0	09/13/2019	08/31/2021
0199999. Subtotal - Bonds - U.S. Governments - Issuer Obligations						98,258,779	XXX	100,302,503	99,020,000	98,786,633	0	363,387	0	0	XXX	XXX	XXX	390,067	1,350,202	XXX	XXX
0599999. Total - U.S. Government Bonds						98,258,779	XXX	100,302,503	99,020,000	98,786,633	0	363,387	0	0	XXX	XXX	XXX	390,067	1,350,202	XXX	XXX
1099999. Total - All Other Government Bonds						0	XXX	0	0	0	0	0	0	0	XXX	XXX	XXX	0	0	XXX	XXX
130630-OR-2	CALIFORNIA ST GO Cont Call			2	1FE	4,870,384	129.6220	4,796,014	3,700,000	4,839,024	0	(31,360)	0	0	5.000	1.580	AO	53,444	0	09/06/2019	10/01/2032
56052A-YZ-3	MAINE ST GO Non Call				1FE	3,895,620	122.9450	3,688,350	3,000,000	3,595,191	0	(86,989)	0	0	5.000	1.720	JD	12,500	150,000	06/08/2016	06/01/2026
677522-KU-7	OHIO ST GO Non Call				1FE	2,884,140	119.8170	2,695,883	2,250,000	2,635,723	0	(68,634)	0	0	5.000	1.630	MN	18,750	112,500	04/13/2016	05/01/2025
939740-UF-3	WASHINGTON ST GO Cont Call			2	1FE	2,516,020	121.0340	2,420,680	2,000,000	2,326,533	0	(50,570)	0	0	5.000	2.091	JJ	50,000	100,000	02/17/2016	07/01/2027
1199999. Subtotal - Bonds - U.S. States, Territories and Possessions - Issuer Obligations						14,166,164	XXX	13,600,927	10,950,000	13,396,471	0	(237,553)	0	0	XXX	XXX	XXX	134,694	362,500	XXX	XXX
1799999. Total - U.S. States, Territories and Possessions Bonds						14,166,164	XXX	13,600,927	10,950,000	13,396,471	0	(237,553)	0	0	XXX	XXX	XXX	134,694	362,500	XXX	XXX
35880C-XA-7	FRISCO TX INDEP GO Non Call				1FE	1,518,166	113.8310	1,479,803	1,300,000	1,443,799	0	(38,060)	0	0	5.000	1.830	FA	24,556	65,000	01/09/2018	08/15/2023
366155-M3-0	GARLAND TX INDEP GO Non Call				1FE	2,703,825	104.3500	2,431,355	2,330,000	2,429,696	0	(87,778)	0	0	5.000	1.151	FA	44,011	116,500	10/06/2016	02/15/2021
486063-VH-0	KATY TX INDEP SC GO Non Call				1FE	3,052,250	121.4730	3,036,825	2,500,000	2,885,041	0	(57,954)	0	0	5.000	2.289	FA	47,222	125,000	01/12/2017	02/15/2026
649660-CP-3	NEW YORK NY GO Call			2	1FE	2,515,020	126.4310	2,528,620	2,000,000	2,497,156	0	(17,864)	0	0	5.000	2.120	FA	38,333	0	07/25/2019	08/01/2035
1899999. Subtotal - Bonds - U.S. Political Subdivisions - Issuer Obligations						9,789,261	XXX	9,476,603	8,130,000	9,255,692	0	(201,656)	0	0	XXX	XXX	XXX	154,122	306,500	XXX	XXX
2499999. Total - U.S. Political Subdivisions Bonds						9,789,261	XXX	9,476,603	8,130,000	9,255,692	0	(201,656)	0	0	XXX	XXX	XXX	154,122	306,500	XXX	XXX
01757L-FM-3	ALLEN CNTY OH HO Rev Bond Non Call				1FE	3,383,190	109.2910	3,278,730	3,000,000	3,219,182	0	(81,729)	0	0	5.000	2.081	FA	62,500	150,000	12/13/2017	08/01/2022
047870-OW-3	ATLANTA GA WTR & Rev Bond Non Call				1FE	3,706,972	120.9900	3,883,779	3,210,000	3,629,930	0	(65,870)	0	0	5.000	2.570	MN	26,750	160,946	10/24/2018	11/01/2025
052476-AA-0	AUSTIN TX WTR & Rev Bond Cont Call			2	1FE	4,971,880															



ANNUAL STATEMENT FOR THE YEAR 2019 OF THE UnitedHealthcare Plan of the River Valley, Inc.

SCHEDULE D - PART 1

Showing All Long-Term BONDS Owned December 31 of Current Year

1	2	Codes			6	7	Fair Value		10	11	Change in Book/Adjusted Carrying Value				Interest				Dates		
		3	4	5			8	9			12	13	14	15	16	17	18	19	20	21	22
CUSIP Identification	Description	C o d e	F o r e i g n	Bond Char	NAIC Designation and Administrative Symbol	Actual Cost	Rate Used to Obtain Fair Value	Fair Value	Par Value	Book/ Adjusted Carrying Value	Unrealized Valuation Increase/ (Decrease)	Current Year's (Amor-tization) Accretion	Current Year's Other-Than-Temporary Impairment Recognized	Total Foreign Exchange Change in Book/ Adjusted Carrying Value	Rate of	Effective Rate of	When Paid	Admitted Amount Due and Accrued	Amount Received During Year	Acquired	Stated Contractual Maturity Date
41422E-JR-5	HARRIS CNTY TX M Rev Bond Cont Call			2	1FE	4,447,948	127.9750	4,351,150	3,400,000	4,422,596	0	(25,352)	0	0	5.000	1.670	MN	44,861	0	09/05/2019	11/01/2034
426357-FV-6	HENRY CNTY GA HO Rev Bond Non Call				1FE	1,178,242	109.3060	1,098,525	1,005,000	1,065,529	0	(23,178)	0	0	5.000	2.500	JJ	25,125	50,250	10/24/2014	07/01/2022
45203H-4Q-2	ILLINOIS ST FIN Rev Bond Non Call				1FE	1,745,668	110.0150	1,677,729	1,525,000	1,619,035	0	(31,046)	0	0	5.000	2.751	MN	9,743	76,250	09/17/2015	11/15/2022
452252-KA-6	ILLINOIS ST TOLL Rev Bond Non Call				1FE	1,772,430	103.8060	1,557,090	1,500,000	1,547,208	0	(46,365)	0	0	5.000	1.810	JJ	37,500	75,000	11/26/2014	01/01/2021
45470R-CS-3	INDIANA ST FIN A Rev Bond Non Call				1FE	3,191,925	118.2160	2,955,400	2,500,000	2,922,209	0	(82,303)	0	0	5.000	1.430	JD	10,417	125,000	08/19/2016	12/01/2024
45506D-SR-2	INDIANA ST FIN A Rev Bond Cont Call			2	1FE	1,936,395	127.3670	1,910,505	1,500,000	1,926,592	0	(9,803)	0	0	5.000	1.621	FA	16,875	0	10/04/2019	02/01/2032
544445-GK-9	LOS ANGELES CA D Rev Bond Non Call				1FE	1,353,104	123.7830	1,466,829	1,185,000	1,333,161	0	(17,630)	0	0	5.000	3.090	MN	7,571	59,415	11/01/2018	05/15/2027
544445-GL-7	LOS ANGELES CA D Rev Bond Non Call				1FE	2,338,000	126.0200	2,520,400	2,000,000	2,303,721	0	(31,525)	0	0	5.000	2.940	MN	12,778	100,278	11/28/2018	05/15/2028
544445-GM-5	LOS ANGELES CA D Rev Bond Non Call				1FE	3,593,340	127.9900	3,839,700	3,000,000	3,540,635	0	(49,719)	0	0	5.000	2.800	MN	19,167	150,417	12/06/2018	05/15/2029
58261A-DE-4	MET TRANSPRTN AU Rev Bond Non Call				1FE	2,090,342	107.0500	1,851,965	1,730,000	1,850,556	0	(63,286)	0	0	5.000	1.221	MN	11,053	86,500	02/19/2016	11/15/2021
58261A-JH-1	MET TRANSPRTN AU Rev Bond Non Call				1FE	4,631,702	107.0500	4,260,590	3,980,000	4,228,572	0	(129,818)	0	0	5.000	1.597	MN	25,428	199,000	06/07/2017	11/15/2021
58447P-7V-7	MICHIGAN ST FIN Rev Bond Non Call				1FE	4,620,613	114.3220	4,395,681	3,845,000	4,211,758	0	(88,211)	0	0	5.000	2.431	JD	16,021	192,250	02/12/2015	12/01/2023
64577B-SN-0	NEW JERSEY ST EC Rev Bond Non Call				2FE	2,427,495	120.0960	2,618,093	2,180,000	2,404,155	0	(22,253)	0	0	5.000	3.580	JD	4,844	114,147	12/12/2018	06/15/2028
645790-JL-1	NEW JERSEY ST HL Rev Bond Non Call				1FE	5,628,893	119.4200	5,672,450	4,750,000	5,359,411	0	(102,165)	0	0	5.000	2.490	JJ	118,750	237,500	04/06/2017	07/01/2025
64990E-Y4-3	NEW YORK ST DORM Rev Bond Non Call				1FE	2,424,680	119.1320	2,382,640	2,000,000	2,244,578	0	(43,453)	0	0	5.000	2.480	MS	29,444	100,000	09/02/2015	03/15/2025
658203-4K-7	NORTH CAROLINA S Rev Bond Call			2	1FE	4,810,598	122.3180	4,697,011	3,840,000	4,477,617	0	(90,155)	0	0	5.000	2.241	JJ	96,000	192,000	02/19/2016	01/01/2027
795576-FK-8	SALT LAKE CITY U Rev Bond Non Call				1FE	1,769,895	120.4240	1,806,360	1,500,000	1,694,790	0	(26,964)	0	0	5.000	2.801	JJ	37,500	75,000	02/09/2017	07/01/2026
796311-CS-5	San Antonio TX Util Rev Bond Cont Call				1FE	2,025,563	111.5630	1,812,899	1,625,000	1,761,429	0	(42,325)	0	0	5.000	2.171	FA	33,854	81,250	04/25/2013	02/01/2024
83703F-KX-9	SOUTH CAROLINA S Rev Bond Non Call				1FE	1,673,595	118.1140	1,771,710	1,500,000	1,646,715	0	(25,029)	0	0	5.000	3.001	MN	12,500	67,917	11/15/2018	05/01/2025
838810-DM-8	S MIAMI FL HLTH Rev Bond Non Call				1FE	1,883,586	116.6490	1,895,546	1,625,000	1,809,554	0	(37,335)	0	0	5.000	2.390	FA	30,694	81,250	12/15/2017	08/15/2024
88213A-KS-3	TEXAS ST A & M U Rev Bond Non Call				1FE	2,821,176	116.4480	2,794,752	2,400,000	2,693,391	0	(63,471)	0	0	5.000	2.061	MN	15,333	120,000	11/30/2017	05/15/2024
93978H-GB-5	WASHINGTON ST HL Rev Bond Non Call				1FE	3,849,414	106.5210	3,600,410	3,380,000	3,559,312	0	(99,808)	0	0	5.000	1.900	AO	42,250	169,000	01/11/2017	10/01/2021
97712D-4N-3	WISCONSIN ST HLT Rev Bond Cont Call			2	1FE	2,450,888	112.7400	2,480,280	2,200,000	2,450,164	0	(724)	0	0	4.000	2.690	JD	2,689	0	11/20/2019	12/15/2036
2599999. Subtotal - Bonds - U.S. Special Revenues - Issuer Obligations						107,330,669	XXX	104,857,524	89,915,000	100,918,982	0	(2,001,472)	0	0	XXX	XXX	XXX	1,290,105	4,073,106	XXX	XXX
3128MJ-2L-3	FHLMC Pool G08778 MBS		4		1	1,163,385	102.1960	1,191,637	1,166,027	1,163,397	0	12	0	0	3.000	3.038	MON	2,915	26,236	03/28/2019	09/01/2047
3128MJ-3J-7	FHLMC Pool G08800 MBS		4		1	1,317,856	104.0890	1,360,579	1,307,133	1,317,668	0	(187)	0	0	3.500	3.333	MON	3,812	34,312	03/12/2019	02/01/2048
3128MJ-4A-5	FHLMC Pool G08816 MBS		4		1	2,521,352	103.4890	2,589,496	2,502,194	2,521,094	0	(258)	0	0	3.500	3.338	MON	7,298	65,683	03/19/2019	06/01/2048
3128MJ-6T-2	FHLMC Pool G08881 MBS		4		1	1,702,829	102.8770	1,709,086	1,661,296	1,702,535	0	(294)	0	0	3.500	2.849	MON	4,845	24,227	07/23/2019	06/01/2049
3128MJ-V5-6	FHLMC Pool G08635 MBS		4		1	915,279	102.7280	938,925	913,993	915,250	0	(28)	0	0	3.000	2.974	MON	2,285	20,565	03/27/2019	04/01/2045
3128MJ-XX-3	FHLMC Pool G08693 MBS		4		1	1,188,407	104.4670	1,217,057	1,165,016	1,188,163	0	(244)	0	0	3.500	3.102	MON	3,398	30,582	03/27/2019	02/01/2046
3128MJ-ZM-5	FHLMC Pool G08747 MBS		4		1	2,884,394	102.4810	2,961,513	2,889,813	2,884,418	0	24	0	0	3.000	3.030	MON	7,225	65,021	03/25/2019	01/01/2047
3128PC-2X-9	FHLMC Pool J01690 MBS		4		1	4,287	100.2980	4,302	4,289	4,281	0	(1)	0	0	5.500	5.494	MON	20	236	09/21/2006	04/01/2021
3128PE-4K-1	FHLMC Pool J03526 MBS		4		1	19,426	101.4750	19,391	19,109	19,165	0	(36)	0	0	6.000	5.382	MON	96	1,147	11/02/2006	10/01/2021
3128PE-4P-0	FHLMC Pool J03530 MBS		4		1	14,408	101.6570	14,444	14,208	14,240	0	(23)	0	0	6.000	5.475	MON	71	852	11/09/2006	10/01/2021
3128PL-PR-7	FHLMC Pool J08532 MBS		4		1	114,155	102.8740	116,129	112,885	113,345	0	(75)	0	0	5.500	5.103	MON	517	6,209	11/05/2008	08/01/2023
3128PU-WF-5	FHLMC Pool J15146 MBS		4		1	59,400	103.2770	57,713	55,881	57,940	0	(108)	0	0	4.500	2.854	MON	210	2,515	05/16/2011	04/01/2026
3128PV-AA-2	FHLMC Pool J15427 MBS		4		1	75,191	103.7680	73,370	70,706	73,382	0	(115)	0	0	4.500	2.804	MON	265	3,182	05/17/2011	05/01/2026
3128PV-F3-9	FHLMC Pool J15586 MBS		4		1	156,540	104.3920	153,713	147,245	152,821	0	(227)	0	0	4.500	2.820	MON	552	6,626	05/17/2011	06/01/2026
312926-2P-2	FHLMC Pool A80782 MBS		4		1	69,476	110.7400	75,544	68,218	69,323	0	(11)	0	0	6.000	5.577	MON	341	4,093	09/24/2008	08/01/2038
31292L-YA-7	FHLMC Pool C04305 MBS		4		1	391,611	103.0780	387,092	375,533	389,790	0	(99)	0	0	3.000	2.371	MON	939	11,266	12/18/2012	11/01/2042
312972-LE-0	FHLMC Pool B19325 MBS		4		1	2,249	103.3490	2,372													



ANNUAL STATEMENT FOR THE YEAR 2019 OF THE UnitedHealthcare Plan of the River Valley, Inc.

SCHEDULE D - PART 1

Showing All Long-Term BONDS Owned December 31 of Current Year

1	2	Codes			6	7	Fair Value		10	11	Change in Book/Adjusted Carrying Value				Interest				Dates		
		3	4	5			8	9			12	13	14	15	16	17	18	19	20	21	22
CUSIP	Description	C o d e	F o r e i g n	Bond Char	NAIC Designation and Administrative Symbol	Actual Cost	Rate Used to Obtain Fair Value	Fair Value	Par Value	Book/ Adjusted Carrying Value	Unrealized Valuation Increase/ (Decrease)	Current Year's (Amor-tization) Accretion	Current Year's Other-Than-Temporary Impairment Recognized	Total Foreign Exchange Change in Book/ Adjusted Carrying Value	Rate of	Effective Rate of	When Paid	Admitted Amount Due and Accrued	Amount Received During Year	Acquired	Stated Contractual Maturity Date
3132XU-SH-9	FHLMC Pool 052319 MBS			4	1	2,133,281	104.1290	2,216,779	2,128,874	2,133,222	0	(.59)	.0	.0	3.500	3.459	MON	6,209	55,883	02/28/2019	11/01/2047
3132Y1-VY-4	FHLMC Pool 057923 MBS			4	1	1,861,932	104.0040	1,883,579	1,811,066	1,860,083	0	(1,849)	.0	.0	4.000	2.693	MON	6,037	48,295	04/02/2019	08/01/2048
3132Y2-RF-5	FHLMC Pool 058585 MBS			4	1	1,051,291	103.9940	1,062,646	1,021,833	1,050,476	0	(815)	.0	.0	4.000	2.781	MON	3,406	27,249	09/05/2019	09/01/2048
31335A-HP-6	FHLMC Pool 060238 MBS			4	1	1,801,305	105.4810	1,819,306	1,724,768	1,801,003	0	(301)	.0	.0	3.500	2.697	MON	5,031	25,153	07/30/2019	10/01/2045
3138A2-B0-1	FNMA Pool AH0946 MBS			4	1	147,036	107.2570	150,040	139,889	146,347	0	.6	.0	.0	4.000	3.012	MON	466	5,595	06/11/2013	12/01/2040
3138AP-DP-0	FNMA Pool A19109 MBS			4	1	2,143,651	106.9800	2,124,950	1,986,299	2,128,389	0	936	.0	.0	4.000	2.549	MON	6,621	79,452	05/15/2012	05/01/2042
3138AT-CX-6	FNMA Pool AJ1885 MBS			4	1	7,641	102.9900	7,432	7,216	7,588	0	(.4)	.0	.0	3.000	2.148	MON	18	216	12/10/2012	03/01/2042
3138AW-EN-9	FNMA Pool AJ4640 MBS			4	1	205,869	107.2530	209,197	195,049	204,889	0	30	.0	.0	4.000	2.941	MON	650	7,802	06/10/2013	10/01/2041
3138E9-YH-7	FNMA Pool AK5211 MBS			4	1	891,552	103.1560	874,461	847,710	874,571	0	(1,685)	.0	.0	3.000	1.804	MON	2,119	25,431	05/15/2012	04/01/2027
3138EE-7J-2	FNMA Pool AK9896 MBS			4	1	701,277	105.4110	692,783	657,222	696,585	0	178	.0	.0	3.500	2.384	MON	1,917	23,003	09/04/2012	07/01/2042
3138EN-LE-7	FNMA Pool AL5724 MBS			4	1	792,133	107.5000	782,802	728,189	789,213	0	(248)	.0	.0	4.500	2.658	MON	2,731	32,769	01/14/2016	10/01/2044
3138EN-QA-0	FNMA Pool AI5848 MBS			4	1	1,179,086	107.2400	1,231,826	1,148,664	1,178,317	0	(424)	.0	.0	4.000	3.450	MON	3,829	45,947	09/06/2018	09/01/2044
3138EP-YR-9	FNMA Pool AL7019 MBS			4	1	910,679	105.4050	941,079	892,822	910,215	0	(464)	.0	.0	3.500	3.088	MON	2,604	20,833	04/01/2019	11/01/2042
3138EQ-K8-4	FNMA Pool AL7518 MBS			4	1	705,942	105.8030	700,087	661,691	704,019	0	(175)	.0	.0	3.500	2.337	MON	1,930	23,159	07/21/2016	10/01/2045
3138ER-FX-3	FNMA Pool AL9181 MBS			4	1	1,985,716	102.9460	1,972,999	1,916,541	1,982,145	0	(691)	.0	.0	3.000	2.451	MON	4,791	57,496	11/04/2016	10/01/2046
3138M4-E3-2	FNMA Pool AP1053 MBS			4	1	709,500	105.4110	700,807	664,831	704,725	0	141	.0	.0	3.500	2.385	MON	1,939	23,269	09/04/2012	07/01/2042
3138M4-TC-6	FNMA Pool AP1446 MBS			4	1	458,344	105.8060	453,297	428,421	455,230	0	141	.0	.0	3.500	2.323	MON	1,250	14,995	09/05/2012	08/01/2042
3138M7-6J-9	FNMA Pool AP4472 MBS			4	1	110,950	105.8060	110,033	103,995	110,238	0	37	.0	.0	3.500	2.354	MON	303	3,640	09/06/2012	08/01/2042
3138M9-3C-3	FNMA Pool AP6194 MBS			4	1	278,126	106.4730	276,110	259,325	276,115	0	60	.0	.0	3.500	2.308	MON	756	9,076	09/05/2012	08/01/2042
3138M9-VP-3	FNMA Pool AP6021 MBS			4	1	1,806,403	102.9940	1,815,659	1,762,882	1,802,525	0	(413)	.0	.0	3.000	2.610	MON	4,407	52,886	01/07/2015	04/01/2043
3138MK-VC-7	FNMA Pool AQ4210 MBS			4	1	1,569,658	103.0190	1,535,018	1,490,034	1,560,521	0	(372)	.0	.0	3.000	2.196	MON	3,725	44,701	12/10/2012	11/01/2042
3138MS-AA-1	FNMA Pool AQ9926 MBS			4	1	510,234	102.9940	499,666	485,143	507,551	0	(14)	.0	.0	3.000	2.190	MON	1,213	14,554	12/17/2012	12/01/2042
3138NI-XS-3	FNMA Pool AR0688 MBS			4	1	153,573	102.9420	150,585	146,281	152,722	0	(53)	.0	.0	3.000	2.275	MON	366	4,388	12/17/2012	12/01/2042
3138NC-F3-2	FNMA Pool AS2885 MBS			4	1	872,922	105.7880	900,927	851,631	871,361	0	29	.0	.0	3.500	3.040	MON	2,484	29,807	07/08/2014	07/01/2044
3138NF-MA-5	FNMA Pool AS5778 MBS			4	1	870,776	104.3990	895,923	858,171	870,472	0	(303)	.0	.0	3.500	3.195	MON	2,503	20,024	04/01/2019	09/01/2045
3138NG-YP-3	FNMA Pool AS7017 MBS			4	1	1,247,725	105.5130	1,247,510	1,182,328	1,244,377	0	(216)	.0	.0	3.500	2.523	MON	3,448	41,382	05/02/2016	04/01/2046
3138NK-3E-3	FNMA Pool AS9796 MBS			4	1	1,229,858	105.3310	1,300,909	1,235,068	1,229,898	0	23	.0	.0	3.500	3.559	MON	3,602	43,227	09/06/2018	06/01/2047
3138NK-XE-0	FNMA Pool AS9676 MBS			4	1	1,186,961	106.6040	1,201,693	1,127,251	1,186,801	0	(159)	.0	.0	4.000	2.924	MON	3,758	18,788	07/30/2019	05/01/2047
3138X9-WS-4	FNMA Pool AU9656 MBS			4	1	439,928	107.7270	436,919	405,581	438,321	0	(78)	.0	.0	4.500	2.580	MON	1,521	18,251	11/13/2015	09/01/2043
3138XE-TZ-1	FNMA Pool AV3267 MBS			4	1	1,043,376	108.3900	1,009,326	931,196	1,039,391	0	1,204	.0	.0	5.000	1.357	MON	3,880	46,560	05/19/2015	12/01/2043
3138Y7-D9-0	FNMA Pool AX5527 MBS			4	1	753,337	104.5420	739,814	707,670	751,219	0	(211)	.0	.0	3.500	2.435	MON	2,064	24,768	06/17/2016	06/01/2046
3138YA-FD-2	FNMA Pool AX8263 MBS			4	1	622,346	105.9460	619,109	584,362	620,883	0	293	.0	.0	4.000	2.511	MON	1,948	23,374	07/28/2015	12/01/2044
3138YB-DG-5	FNMA Pool AX9102 MBS			4	1	1,290,641	107.4600	1,273,864	1,185,433	1,284,995	0	(317)	.0	.0	4.500	2.622	MON	4,445	53,344	09/01/2015	11/01/2044
3138YN-MS-3	FNMA Pool AY8468 MBS			4	1	1,464,852	106.4810	1,462,020	1,373,030	1,459,965	0	(320)	.0	.0	4.000	2.728	MON	4,577	54,921	11/05/2015	08/01/2045
31407N-FK-4	FNMA Pool B35470 MBS			4	1	4,994	103.3080	5,266	5,098	5,069	0	11	.0	.0	5.000	5.705	MON	21	255	09/14/2006	09/01/2020
31407S-GA-4	FNMA Pool B39093 MBS			4	1	4,127	103.3080	4,349	4,210	4,185	0	8	.0	.0	5.000	5.672	MON	18	210	09/05/2006	10/01/2020
3140EO-6Q-3	FNMA Pool AZ8078 MBS			4	1	174,224	105.3580	176,605	167,623	173,840	0	(21)	.0	.0	3.500	2.791	MON	489	5,867	10/30/2015	08/01/2045
3140EW-AM-7	FNMA Pool BC1811 MBS			4	1	884,851	102.9460	877,860	852,740	883,180	0	(245)	.0	.0	3.000	2.413	MON	2,132	25,582	06/16/2016	04/01/2046
3140FO-US-1	FNMA Pool BC5092 MBS			4	1	946,945	106.4630	946,863	889,378	943,804	0	(395)	.0	.0	3.500	2.387	MON	2,594	31,128	06/17/2016	11/01/2043
3140F1-YH-9	FNMA Pool BC6111 MBS			4	1	1,548,719	106.6320	1,537,783	1,442,136	1,543,813	0	(565)	.0	.0	3.500	2.284	MON	4,206	50,475	08/15/2016	06/01/2046
3140F5-DT-7	FNMA Pool BC9113 MBS			4	1	401,313	106.4660	399,077	374,840	400,095	0	(128)	.0</								



ANNUAL STATEMENT FOR THE YEAR 2019 OF THE UnitedHealthcare Plan of the River Valley, Inc.

SCHEDULE D - PART 1

Showing All Long-Term BONDS Owned December 31 of Current Year

1	2	Codes			6	7	Fair Value		10	11	Change in Book/Adjusted Carrying Value				Interest					Dates	
		3	4	5			8	9			12	13	14	15	16	17	18	19	20	21	22
CUSIP Identification	Description	C o d e	F o r e i g n	Bond Char	NAIC Designation and Administrative Symbol	Actual Cost	Rate Used to Obtain Fair Value	Fair Value	Par Value	Book/ Adjusted Carrying Value	Unrealized Valuation Increase/ (Decrease)	Current Year's (Amor-tization) Accretion	Current Year's Other-Than-Temporary Impairment Recognized	Total Foreign Exchange Change in Book/ Adjusted Carrying Value	Rate of	Effective Rate of	When Paid	Admitted Amount Due and Accrued	Amount Received During Year	Acquired	Stated Contractual Maturity Date
314009-ZD-8	FNMA Pool CA2539 MBS			4	1	1,127,344		103.9360	1,136,894	1,093,845	1,127,242	0	(102)	0	4.000	2.629	MON	3,646	25,523	05/29/2019	10/01/2048
31400A-AJ-9	FNMA Pool CA2708 MBS			4	1	2,013,417		104.8860	2,064,611	1,968,435	2,012,591	0	(826)	0	4.000	3.329	MON	6,561	65,614	02/12/2019	05/01/2048
3140X4-DF-0	FNMA Pool FM1001 MBS			4	1	1,833,587		103.7720	1,848,734	1,781,533	1,833,208	0	(379)	0	3.500	2.925	MON	5,196	31,177	06/25/2019	11/01/2048
3140X4-DG-6	FNMA Pool FM1010 MBS			4	1	1,955,778		104.1010	1,967,728	1,890,211	1,955,065	0	(713)	0	3.500	2.844	MON	5,513	16,539	09/12/2019	07/01/2048
3140X4-PB-6	FNMA Pool FM1317 MBS			4	1	2,595,536		105.9330	2,599,649	2,454,045	2,594,124	0	(1,411)	0	4.000	2.737	MON	8,180	16,360	10/11/2019	10/01/2048
3140X4-TQ-9	FNMA Pool FM1458 MBS			4	1	3,001,589		105.4220	3,003,380	2,848,905	2,998,468	0	(3,121)	0	4.500	1.224	MON	10,683	32,050	09/18/2019	04/01/2049
31410X-VR-4	FNMA Pool 900724 MBS			4	1	2,920		101.4380	2,962	2,920	2,912	0	(1)	0	5.500	5.425	MON	13	161	09/21/2006	08/01/2021
31412V-AG-3	FNMA Pool 935707 MBS			4	1	114,599		103.3460	111,189	107,589	110,918	0	(302)	0	5.000	3.254	MON	448	5,379	11/30/2009	11/01/2024
31414F-K9-1	FNMA Pool 964820 MBS			4	1	52,875		103.7280	54,337	52,384	52,516	0	(28)	0	5.000	4.631	MON	218	2,619	09/09/2008	08/01/2023
31416B-PB-6	FNMA Pool 995182 MBS			4	1	3		99.9200	3	3	3	0	0	0	5.500	1.454	MON	0	0	10/20/2010	06/01/2020
31416T-2S-7	FNMA Pool AA9784 MBS			4	1	242,243		103.4460	241,315	233,277	237,182	0	(542)	0	5.000	3.927	MON	972	11,664	06/30/2009	07/01/2024
31416V-Y6-5	FNMA Pool AB0732 MBS			4	1	565,186		107.2410	570,288	531,784	563,431	0	(546)	0	4.000	2.713	MON	1,773	21,271	07/18/2017	06/01/2039
31417A-QE-2	FNMA Pool AB4052 MBS			4	1	910,335		107.1710	915,133	853,898	906,645	0	(329)	0	4.000	2.725	MON	2,846	34,156	12/09/2015	12/01/2041
31417G-TY-2	FNMA Pool AB9566 MBS			4	1	1,872,654		103.0090	1,882,529	1,827,537	1,868,739	0	(357)	0	3.000	2.605	MON	4,569	54,826	01/07/2015	06/01/2043
31418B-6G-6	FNMA Pool MA2670 MBS			4	1	923,841		102.4130	946,280	923,986	923,823	0	(19)	0	3.000	2.987	MON	2,310	20,790	03/27/2019	07/01/2046
31418C-V2-7	FNMA Pool MA3332 MBS			4	1	2,000,115		103.7760	2,075,877	2,000,350	1,999,993	0	(41)	0	3.500	3.484	MON	5,834	70,012	04/05/2018	04/01/2048
31418C-ZJ-6	FNMA Pool MA3444 MBS			4	1	1,550,097		105.5400	1,575,533	1,492,833	1,548,891	0	(1,206)	0	4.500	2.176	MON	5,598	50,383	03/18/2019	08/01/2048
31418D-CB-6	FNMA Pool MA3665 MBS			4	1	1,357,277		105.2330	1,365,679	1,297,762	1,356,744	0	(532)	0	4.500	1.794	MON	4,867	29,200	06/25/2019	05/01/2049
2699999. Subtotal - Bonds - U.S. Special Revenues - Residential Mortgage-Backed Securities						110,185,438	XXX	111,063,504	105,945,164	109,990,088	0	(37,624)	0	0	XXX	XXX	XXX	326,582	2,706,175	XXX	XXX
3136AN-GF-8	FNMA FMR 2015-22 HT RMBS			4	1	372,948		102.8130	368,304	358,227	365,855	0	(1,176)	0	3.000	2.509	MON	896	10,747	04/09/2015	04/25/2045
3137BP-VM-8	FHLMC FHMS K152 A1 CMBS			4		1,176,278		103.0290	1,188,212	1,153,279	1,167,113	0	(2,439)	0	2.830	2.573	MON	2,720	34,016	06/01/2016	05/25/2030
35563P-JF-7	FHLMC SCRT-2019-1 MA RMBS			4	1	1,451,516		103.2530	1,490,173	1,443,232	1,450,214	0	(1,302)	0	3.500	3.385	MON	4,209	42,094	03/07/2019	07/25/2058
35563P-JK-6	FHLMC FHLMC 2019-1 M5SD RMBS			4	1	1,665,603		105.2090	1,710,916	1,626,206	1,663,446	0	(2,160)	0	4.000	3.765	MON	5,421	54,207	03/07/2019	07/25/2058
2799999. Subtotal - Bonds - U.S. Special Revenues - Commercial Mortgage-Backed Securities						4,666,345	XXX	4,757,605	4,580,944	4,646,628	0	(7,077)	0	0	XXX	XXX	XXX	13,246	141,064	XXX	XXX
3199999. Total - U.S. Special Revenues Bonds						222,182,452	XXX	220,678,633	200,441,108	215,555,698	0	(2,046,173)	0	0	XXX	XXX	XXX	1,629,933	6,920,345	XXX	XXX
00138C-AE-8	AIG Corp Note Non Call Prv Plc				1FE	128,230		100.1940	128,248	128,000	128,070	0	(138)	0	2.565	2.769	JAJO	830	3,903	10/29/2018	07/02/2020
00138C-AH-1	AIG Corp Note Non Call Prv Plc				1FE	196,000		100.4000	196,784	196,000	196,000	0	0	0	2.407	2.795	MJSD	66	5,812	06/20/2018	06/25/2021
00206R-CN-0	AT&T INC Corp Note Call MW		2		2FE	4,618,951		104.8210	4,931,828	4,705,000	4,629,271	0	10,320	0	3.400	3.733	MM	20,441	159,970	03/26/2019	05/15/2025
00206R-HV-7	AT&T INC Corp Note Call MW		2		2FE	709,853		101.9840	713,888	700,000	709,110	0	(743)	0	2.950	2.724	JJ	9,522	10,325	05/31/2019	07/15/2026
00287Y-AQ-2	ABBVIE INC Corp Note Call MW		1		2FE	929,588		105.5440	976,282	925,000	929,073	0	(515)	0	3.600	3.506	MM	4,348	33,300	03/26/2019	05/14/2025
00287Y-AT-6	ABBVIE INC Corp Note Call MW		2		2FE	191,378		100.1550	192,298	192,000	191,773	0	395	0	2.500	2.825	MM	627	4,800	05/06/2019	05/14/2020
00287Y-BG-3	ABBVIE INC Corp Note Call				2FE	399,940		100.2290	400,916	400,000	399,943	0	3	0	2.150	2.158	MM	956	0	11/12/2019	11/19/2021
00287Y-BQ-1	ABBVIE INC Corp Note Call MW		1		2FE	999,110		100.6850	1,006,850	1,000,000	999,129	0	19	0	2.600	2.619	MM	2,889	0	11/12/2019	11/21/2024
00440E-AT-4	CHUBB INA HOLDINGS Corp Note Call MW		2		1FE	581,102		100.3610	581,090	579,000	580,605	0	(497)	0	2.300	1.915	MM	2,146	6,659	10/07/2019	11/03/2020
00912X-AJ-3	AIR LEASE CORP Corp Note MW		2		2	105,566		100.4040	104,420	104,000	104,257	0	(1,309)	0	4.750	3.228	MS	1,647	4,940	02/22/2019	03/01/2020
00914A-AC-6	AIR LEASE CORP Corp Note Non Call				2FE	398,000		100.3260	399,297	398,000	398,000	0	0	0	2.576	3.190	MJSD	826	6,069	05/24/2019	06/03/2021
015271-AM-1	ALEXANDRIA REAL Corp Note Call MW		2		2FE	999,330		106.5330	1,065,330	1,000,000	999,522	0	110	0	4.000	4.013	JJ	18,444	42,667	06/12/2018	01/15/2024
015271-AR-0	ALEXANDRIA REAL Corp Note Call MW		2		2FE	961,701		104.3640	991,458	950,000	961,370	0	(331)	0	3.375	3.248	FA	14,784	0	07/24/2019	08/15/2031
025816-CB-3	AMERICAN EXPRESS Corp Note Call		2		1FE	699,300		101.2010	708,407	700,000	699,596	0	296	0	3.000	3.052	FA	7,525	10,500	02/19/2019	02/22/2021
025816-CG-2	AMERICAN EXPRESS Corp Note Call				1FE	1,594,848		101.1500	1,618,400	1,600,000	1,595,258	0	410	0	2.500	2.569	JJ	16,778	0	07/25/2019	07/30/2024
02665W-CG-4	AMERICAN HONDA F Corp Note Non Call				1FE	199,000		100.0590	199,117	199,000	199,000	0	0	0	2.154	2.433	MJSD	190	5,519	07/11/2018	06/16/2020
026874-CY-1	AMER INTL GROUP Corp Note MW		2		2FE	3,064,590		107.3760	3,221,280	3,000,000	3,054,760	0	(9,830)	0	4.125	3.644	FA	46,750	61,875	03/06/2019	02/15/2024
031162-CQ-1	AMGEN INC Corp Note Call MW		2		2FE	947,293		105.2800	973,8												



ANNUAL STATEMENT FOR THE YEAR 2019 OF THE UnitedHealthcare Plan of the River Valley, Inc.

SCHEDULE D - PART 1

Showing All Long-Term BONDS Owned December 31 of Current Year

1	2	Codes			6	7	Fair Value		10	11	Change in Book/Adjusted Carrying Value				Interest					Dates	
		3	4	5			8	9			12	13	14	15	16	17	18	19	20	21	22
CUSIP Identification	Description	C o d e	F o r e i g n	Bond Char	NAIC Designation and Administrative Symbol	Actual Cost	Rate Used to Obtain Fair Value	Fair Value	Par Value	Book/ Adjusted Carrying Value	Unrealized Valuation Increase/ (Decrease)	Current Year's (Amor-tization) Accretion	Current Year's Other-Than-Temporary Impairment Recognized	Total Foreign Exchange Change in Book/ Adjusted Carrying Value	Rate of	Effective Rate of	When Paid	Admitted Amount Due and Accrued	Amount Received During Year	Acquired	Stated Contractual Maturity Date
06051G-HB-8	BANK OF AMER CRP Corp Note Call			2	1FE	1,200,000	100.0120	1,200,144	1,200,000	1,200,000	.0	.0	.0	.0	2.661	2.557	FMAN	5,055	40,282	01/31/2018	02/05/2026
06051G-HH-5	BANK OF AMER CRP Corp Note Call				1FE	1,465,000	102.0050	1,494,373	1,465,000	1,465,000	.0	.0	.0	.0	3.499	3.499	MN	6,265	51,260	05/14/2018	05/17/2022
06051G-HR-3	BANK OF AMER CRP Corp Note Call MW			2	1FE	1,567,779	104.4430	1,618,867	1,550,000	1,565,242	.0	(2,536)	.0	.0	3.458	3.206	MS	15,782	26,800	03/26/2019	03/15/2025
06051G-HV-4	BANK OF AMER CRP Corp Note Call MW			2	1FE	1,390,000	103.4340	1,437,733	1,390,000	1,390,000	.0	.0	.0	.0	3.194	3.194	JJ	19,485	.0	07/18/2019	07/23/2030
0640SL-AB-7	BK OF NY MELLON Corp Note Call			2	1FE	800,000	100.0980	800,784	800,000	800,000	.0	.0	.0	.0	2.180	2.783	MJSD	1,357	10,568	05/30/2019	06/04/2021
07330M-AA-5	BRANCH BKG & TR Corp Note Call			2	1FE	1,074,351	107.4980	1,112,604	1,035,000	1,063,368	.0	(3,687)	.0	.0	3.800	3.343	AO	6,664	39,330	11/28/2016	10/30/2026
07330N-AS-4	BRANCH BKG & TR Corp Note Call			2	1FE	250,000	100.0520	250,130	250,000	250,000	.0	.0	.0	.0	2.134	1.701	MJSD	459	6,898	12/05/2017	06/01/2020
07330N-AT-2	BRANCH BKG & TR Corp Note Call			2	1FE	2,795,240	99.8150	2,794,820	2,800,000	2,795,304	.0	.64	.0	.0	2.150	2.186	JD	4,181	.0	12/03/2019	12/06/2024
10373Q-AE-0	BP CAP MKTS AMER Corp Note Call			2	1FE	639,400	113.0490	650,032	575,000	636,691	.0	(2,709)	.0	.0	4.234	2.819	MN	3,719	12,173	07/24/2019	11/06/2028
110122-CB-2	BRISTOL-MYERS Corp Note Call MW Prv Plc			2	1FE	966,329	106.9540	989,325	925,000	964,842	.0	(1,487)	.0	.0	3.400	2.870	JJ	19,656	.0	07/26/2019	07/26/2029
125896-BQ-2	CMS ENERGY Corp Note Call MW			2	2FE	677,430	102.7430	698,652	680,000	678,281	.0	.241	.0	.0	3.000	3.044	MN	2,607	20,400	05/02/2016	05/15/2026
126650-CJ-7	CVS HEALTH CORP Corp Note Call MW			2	2FE	385,221	100.2920	385,121	384,000	384,608	.0	(613)	.0	.0	2.800	2.431	JJ	4,809	.0	07/18/2019	07/20/2020
126650-CV-0	CVS HEALTH CORP Corp Note Call MW			2	2FE	1,626,361	104.1630	1,640,567	1,575,000	1,620,529	.0	(5,832)	.0	.0	3.700	2.723	MS	18,130	29,138	07/30/2019	03/09/2023
126650-CX-6	CVS HEALTH CORP Corp Note Call MW			2	2FE	1,395,105	109.2120	1,545,350	1,415,000	1,398,105	.0	1,662	.0	.0	4.300	4.475	MS	16,225	60,845	03/06/2018	03/25/2028
133131-AX-0	CAMDEN PROP TRST Corp Note Call MW			2	1FE	970,340	104.1410	989,340	950,000	969,601	.0	(739)	.0	.0	3.150	2.894	JJ	16,126	.0	07/30/2019	07/01/2029
14042R-FH-9	CAPITAL ONE NA Corp Note Call			2	2FE	790,360	100.0210	800,168	800,000	799,358	.0	7,801	.0	.0	2.350	3.351	JJ	7,886	18,800	11/01/2018	01/31/2020
144141-DA-3	DUKE ENERGY PROG Corp Note Call MW			2	1FE	97,873	101.8260	97,753	96,000	97,587	.0	(286)	.0	.0	3.000	1.843	MS	848	.0	09/24/2019	09/15/2021
14912L-5F-4	CATERPILLAR FINL Corp Note Non Call				1FE	1,862,013	102.0260	1,887,481	1,850,000	1,859,310	.0	(2,703)	.0	.0	2.850	2.634	JD	4,394	52,725	04/16/2019	06/01/2022
14913Q-2H-1	CATERPILLAR FINL Corp Note Non Call				1FE	673,503	100.0530	673,357	673,000	673,483	.0	(20)	.0	.0	2.124	2.289	MJSD	635	3,995	12/11/2019	03/15/2021
14913Q-2P-3	CATERPILLAR FINL Corp Note Non Call				1FE	95,000	100.0490	95,047	95,000	95,000	.0	.0	.0	.0	2.165	2.597	MJSD	131	2,679	09/04/2018	09/07/2021
172967-KB-6	CITIGROUP INC Corp Note Non Call				1FE	1,321,807	100.5540	1,332,341	1,325,000	1,324,415	.0	.699	.0	.0	2.650	2.705	AO	6,340	35,113	02/26/2016	10/26/2020
172967-KN-0	CITIGROUP INC Corp Note Non Call				1FE	550,246	105.0300	561,911	535,000	545,410	.0	(1,467)	.0	.0	3.400	3.060	MN	3,032	18,190	07/25/2016	05/01/2026
172967-KX-8	CITIGROUP INC Corp Note Call			2	1FE	1,201,943	102.1690	1,200,486	1,175,000	1,192,720	.0	(6,364)	.0	.0	3.337	3.145	MJSD	3,267	46,758	07/10/2018	09/01/2023
172967-LW-9	CITIGROUP INC Corp Note Call			1	1FE	1,215,000	109.5700	1,331,276	1,215,000	1,215,000	.0	.0	.0	.0	4.075	4.075	AO	9,352	49,511	04/16/2018	04/23/2029
172967-LZ-2	CITIGROUP INC Corp Note Call MW			2	1FE	1,557,946	105.7850	1,592,064	1,505,000	1,548,882	.0	(9,064)	.0	.0	4.044	3.137	JD	5,072	60,862	03/27/2019	06/01/2024
172967-ME-8	CITIGROUP INC Corp Note Call MW			2	1FE	639,870	109.4020	656,412	600,000	638,335	.0	(1,535)	.0	.0	3.980	3.175	MS	6,700	11,940	07/23/2019	03/20/2030
17325F-AN-8	CITIBANK NA Corp Note Call MW			2	1FE	750,976	100.3050	752,288	750,000	750,237	.0	(739)	.0	.0	3.050	2.925	MN	3,813	22,875	02/28/2019	05/01/2020
17325F-AR-9	CITIBANK NA Corp Note Call			2	1FE	250,000	100.4510	251,128	250,000	250,000	.0	.0	.0	.0	2.504	2.917	JAJO	1,217	7,841	07/16/2018	07/23/2021
17325F-AS-7	CITIBANK NA Corp Note Call MW			2	1FE	1,472,994	105.8670	1,561,538	1,475,000	1,473,344	.0	.350	.0	.0	3.650	3.680	JJ	23,629	26,919	01/15/2019	01/23/2024
17401Q-AG-6	CITIZENS BANK NA Corp Note Call			2	2FE	275,853	100.0090	280,025	280,000	279,423	.0	3,401	.0	.0	2.250	3.502	MS	2,083	6,300	12/12/2018	03/02/2020
17401Q-AK-7	CITIZENS BANK NA Corp Note Non Call				2FE	502,776	100.1770	500,885	500,000	500,549	.0	(1,358)	.0	.0	2.487	2.241	FMAN	1,244	15,551	05/02/2018	05/26/2020
17461Q-AN-5	CITIZENS FIN GRP Corp Note Call			2	2FE	1,054,451	100.4910	1,060,180	1,055,000	1,054,820	.0	.111	.0	.0	2.375	2.386	JJ	10,649	25,056	07/25/2016	07/28/2021
17461Q-AR-6	CITIZENS FIN GRP Corp Note MW			1	2FE	948,081	101.8570	967,642	950,000	948,190	.0	.109	.0	.0	2.850	2.882	JJ	11,733	.0	07/22/2019	07/27/2026
19828Q-AD-1	COLUMBIA PIPELIN Corp Note Call MW			2	1FE	150,297	100.3460	150,519	150,000	150,090	.0	(207)	.0	.0	3.300	3.121	JD	413	4,950	03/06/2019	06/01/2020
20030N-BR-1	COMCAST CORP Corp Note Call MW			2	1FE	1,334,510	102.3390	1,340,641	1,310,000	1,321,574	.0	(3,560)	.0	.0	2.750	2.451	MS	12,008	36,025	03/22/2016	03/01/2023
20030N-CR-0	COMCAST CORP Corp Note Call MW			2	1FE	952,515	106.6080	959,472	900,000	948,031	.0	(4,484)	.0	.0	3.700	2.359	AO	7,030	16,650	07/31/2019	04/15/2024
20030N-CS-8	COMCAST CORP Corp Note Call MW			2	1FE	644,207	109.1370	703,934	645,000	644,337	.0	.106	.0	.0	3.950	3.970	AO	5,379	26,185	10/02/2018	10/15/2025
20030N-CV-1	COMCAST CORP Corp Note Non Call				1FE	259,000	100.1850	259,479	259,000	259,000	.0	.0	.0	.0	2.429	2.726	JAJO	1,607	7,424	10/02/2018	10/01/2020
200339-DW-6	COMERICA BANK Corp Note Non Call				1FE	248,115	100.2590	250,648	250,000	249,379	.0	1,264	.0	.0	2.500	3.103	JD	503	6,250	02/19/2019	06/02/2020
205887-CA-8	CONAGRA BRANDS Corp Note Call MW			2	2FE	1,276,368	107.6830	1,292,196	1,200,000	1,269,966	.0	(6,402)	.0	.0	4.300	2.834	MN	8,600	25,800	07/30/2019	05/01/2024
209111-FR-9	CONSOLIDATED EDI Corp Note Non Call				1FE	426,000	100.2950	427,257	426,000	426,00											



ANNUAL STATEMENT FOR THE YEAR 2019 OF THE UnitedHealthcare Plan of the River Valley, Inc.

SCHEDULE D - PART 1

Showing All Long-Term BONDS Owned December 31 of Current Year

1	2	Codes			6	7	Fair Value		10	11	Change in Book/Adjusted Carrying Value				Interest					Dates	
		3	4	5			8	9			12	13	14	15	16	17	18	19	20	21	22
CUSIP	Description	C o d e	F o r e i g n	Bond Char	NAIC Designation and Administrative Symbol	Actual Cost	Rate Used to Obtain Fair Value	Fair Value	Par Value	Book/ Adjusted Carrying Value	Unrealized Valuation Increase/ (Decrease)	Current Year's (Amor-tization) Accretion	Current Year's Other-Than-Temporary Impairment Recognized	Total Foreign Exchange Change in Book/ Adjusted Carrying Value	Rate of	Effective Rate of	When Paid	Admitted Amount Due and Accrued	Amount Received During Year	Acquired	Stated Contractual Maturity Date
29379V-BP-7	ENTERPRISE PRODU Corp Note MW			2	2FE	1,259,320	101.0200	1,272,852	1,260,000	1,259,739	.0	226	.0	.0	2.800	2.819	FA	13,328	35,280	02/01/2018	02/15/2021
29379V-BV-4	ENTERPRISE PRODU Corp Note Call MW			2	2FE	979,485	102.8170	1,002,466	975,000	979,269	.0	(216)	.0	.0	3.125	3.071	JJ	14,727	.0	07/24/2019	07/31/2029
29717P-AP-2	ESSEX PORTFOLIO Corp Note Call MW			2	2FE	1,695,699	104.9650	1,784,405	1,700,000	1,697,576	.0	413	.0	.0	3.500	3.530	AO	14,875	59,500	03/10/2015	04/01/2025
29736R-AN-0	ESTEE LAUDER CO Corp Note Call MW			2	1FE	343,002	100.3700	346,277	345,000	343,044	.0	42	.0	.0	2.000	2.122	JD	.767	.0	11/19/2019	12/01/2024
30040W-AC-2	EVERSOURCE ENERG Corp Note Call MW			2	2FE	723,985	101.4830	735,752	725,000	724,538	.0	200	.0	.0	2.750	2.780	MS	5,870	19,938	03/02/2017	03/15/2022
30161M-AH-6	EXELON GENERATIO Corp Note MW 25BP			2	2FE	1,104,264	100.9750	1,060,238	1,050,000	1,054,151	.0	(8,053)	.0	.0	4.000	3.201	AO	10,500	42,000	03/07/2013	10/01/2020
30161N-AU-5	EXELON CORP Corp Note Call MW			2	2FE	1,620,463	104.4630	1,619,177	1,550,000	1,616,408	.0	(4,055)	.0	.0	3.400	2.628	AO	11,126	26,350	08/02/2019	04/15/2026
30231G-BB-7	EXXON MOBIL CORP Corp Note MW			2	1FE	154,000	100.5940	154,915	154,000	154,000	.0	.0	.0	.0	1.902	1.902	FA	1,098	.0	08/13/2019	08/16/2022
31428X-BM-7	FEDEX CORP Corp Note Call MW			2	2FE	796,784	103.3660	826,928	800,000	797,660	.0	282	.0	.0	3.300	3.346	MS	7,773	26,400	01/03/2017	03/15/2027
31428X-BV-7	FEDEX CORP Corp Note Call			2	2FE	647,829	99.9880	649,922	650,000	647,913	.0	84	.0	.0	3.100	3.139	FA	8,788	.0	07/22/2019	08/05/2029
316770-BK-4	FIFTH THRD BANK Corp Note Call			2	1FE	200,334	100.1790	200,358	200,000	200,220	.0	(114)	.0	.0	2.200	2.051	AO	.746	2,200	08/05/2019	10/30/2020
341099-QM-9	FLORIDA PIWR CORP Corp Note MW 15BP			2	1FE	528,845	100.6100	522,166	519,000	520,808	.0	(7,148)	.0	.0	4.550	3.127	AO	5,904	23,615	11/14/2018	04/01/2020
369550-BB-3	GENERAL DYNAMICS Corp Note Non Call			2	1FE	702,618	100.0640	701,449	701,000	701,389	.0	(1,069)	.0	.0	2.191	2.478	FMAN	2,133	19,822	11/02/2018	05/11/2020
369550-BE-7	GENERAL DYNAMICS Corp Note MW			2	1FE	294,894	101.6850	295,903	291,000	293,789	.0	(1,104)	.0	.0	3.000	2.280	MN	1,213	4,365	06/11/2019	05/11/2021
369604-BD-4	GEN ELECTRIC CO Corp Note MW			2	2FE	3,043,814	101.3620	3,192,903	3,150,000	3,066,825	.0	23,012	.0	.0	2.700	3.712	AO	19,373	85,050	03/06/2019	10/09/2022
38141G-GO-1	GOLDMAN SACHS GP Corp Note Non Call			2	1FE	1,364,760	104.9490	1,259,388	1,200,000	1,242,944	.0	(26,354)	.0	.0	5.250	2.902	JJ	26,950	63,000	02/10/2015	07/27/2021
38141G-IB-6	GOLDMAN SACHS GP Corp Note Call MW			2	1FE	797,081	106.4290	835,468	785,000	793,820	.0	(1,277)	.0	.0	3.850	3.642	JJ	13,012	30,223	05/02/2017	01/26/2027
38141G-IO-3	GOLDMAN SACHS GP Corp Note Call MW			2	1FE	975,000	103.5040	1,009,164	975,000	975,000	.0	.0	.0	.0	3.272	3.272	MS	8,153	31,902	09/26/2017	09/29/2025
38141G-IU-4	GOLDMAN SACHS GP Corp Note Non Call			2	1FE	1,198,632	100.6220	1,207,464	1,200,000	1,199,073	.0	277	.0	.0	2.660	3.106	FMAN	3,280	39,719	06/04/2018	02/23/2023
38141G-IZ-3	GOLDMAN SACHS GP Corp Note Call MW			2	1FE	1,929,942	110.2040	1,983,672	1,800,000	1,924,365	.0	(5,577)	.0	.0	4.223	3.269	MN	12,669	38,007	07/22/2019	05/01/2029
38143U-BH-7	GOLDMAN SACHS GP Corp Note Call			2	1FE	528,145	105.8300	529,150	500,000	518,779	.0	(2,861)	.0	.0	3.750	3.050	FA	6,563	18,750	08/04/2016	02/25/2026
40428H-PV-8	HSBC USA INC Corp Note Non Call			2	1FE	230,334	100.4400	232,016	231,000	230,719	.0	385	.0	.0	2.750	2.956	FA	2,541	3,176	02/27/2019	08/07/2020
446438-RU-9	HUNTINGTON NATL Corp Note Call			2	1FE	350,287	100.0420	354,149	354,000	353,537	.0	2,405	.0	.0	2.375	3.075	MS	2,592	8,408	08/22/2018	03/10/2020
454889-AP-1	JND MICH POWER Corp Note Call MW 20BP			2	1FE	1,392,754	102.9790	1,436,557	1,395,000	1,394,200	.0	233	.0	.0	3.200	3.219	MS	13,144	44,640	03/13/2013	03/15/2023
458140-AW-0	INTEL CORP Corp Note Call MW			2	1FE	322,647	99.9380	324,799	325,000	323,226	.0	579	.0	.0	1.700	2.103	MN	.645	2,763	07/15/2019	05/19/2021
458140-BA-7	INTEL CORP Corp Note Non Call			2	1FE	300,000	100.0260	300,078	300,000	300,000	.0	.0	.0	.0	1.981	1.262	FMAN	825	7,846	05/08/2017	05/11/2020
459745-QF-6	INTL LEASE FIN Corp Note Non Call			2	2FE	546,188	105.7340	475,803	450,000	472,031	.0	(22,444)	.0	.0	8.250	3.002	JD	1,650	37,125	07/27/2016	12/15/2020
46625H-JY-7	JPMORGAN CHASE Corp Note Non Call			2	1FE	458,451	107.0440	481,698	450,000	454,520	.0	(868)	.0	.0	3.875	3.640	MS	5,377	17,438	02/23/2015	09/10/2024
46625H-KC-3	JPMORGAN CHASE Corp Note Call			2	1FE	1,056,653	104.3920	1,158,751	1,110,000	1,079,245	.0	5,427	.0	.0	3.125	3.731	JJ	15,224	34,688	07/22/2015	01/23/2025
46625H-QJ-2	JPMORGAN CHASE Corp Note Call			2	1FE	1,608,793	100.7760	1,622,494	1,610,000	1,609,705	.0	246	.0	.0	2.550	2.566	MS	13,685	41,055	02/25/2016	03/01/2021
46647P-AX-4	JPMORGAN CHASE Corp Note Call MW			2	1FE	3,089,063	113.7420	3,355,389	2,950,000	3,079,446	.0	(9,617)	.0	.0	4.452	3.866	JD	9,485	131,334	03/06/2019	12/05/2029
46849L-SP-7	JACKSON NAT LIFE Corp Note Non Call Prv Plc			2	1FE	289,698	100.4480	294,313	293,000	290,814	.0	1,116	.0	.0	2.250	2.828	AO	1,135	6,593	04/17/2019	04/29/2021
46849L-TE-1	JACKSON NAT LIFE Corp Note Non Call Prv Plc			2	1FE	1,873,294	102.8210	1,927,894	1,875,000	1,873,797	.0	503	.0	.0	3.300	3.332	FA	25,781	30,938	01/29/2019	02/01/2022
49271V-AG-5	KEURIG DR PEPPER Corp Note Call MW			2	2FE	1,602,317	105.4640	1,608,326	1,525,000	1,593,538	.0	(8,779)	.0	.0	4.057	2.633	MN	6,187	30,935	07/18/2019	05/25/2023
49326E-ED-1	KEYCORP Corp Note Non Call			2	2FE	176,044	103.7910	175,407	169,000	173,348	.0	(2,696)	.0	.0	5.100	2.950	MS	2,322	8,619	03/18/2019	03/24/2021
49456B-AF-8	KINDER MORGAN Corp Note Call MW			2	2FE	966,349	108.4820	1,003,459	925,000	958,824	.0	(4,839)	.0	.0	4.300	3.517	JD	3,315	39,775	04/03/2019	06/01/2025
49456B-AP-6	KINDER MORGAN Corp Note Call MW			2	2FE	941,428	109.0590	1,030,608	945,000	941,974	.0	302	.0	.0	4.300	4.347	MS	13,545	40,635	02/22/2018	03/01/2028
534187-BE-8	LINCOLN NATL CRP Corp Note MW			2	2FE	673,920	104.0860	702,581	675,000	674,395	.0	105	.0	.0	3.350	3.369	MS	7,035	22,613	03/04/2015	03/09/2025
534187-BJ-7	LINCOLN NATL CRP Corp Note Call MW			2	2FE	973,986	100.7030	981,854	975,000	974,002	.0	16	.0	.0	3.050	3.062	JJ	10,904	.0	08/12/2019	01/15/2030
55336V-AG-5	MPLX LP Corp Note Call MW			2	2FE	1,308,828	108.6880	1,304,256	1,200,000	1,300,405	.0	(8,424)	.0	.0	4.875	2.941	JD	4,875	29,250	07/25/2019	12/01/2024
55336V-AQ-3	MPLX LP Corp Note Call MW			2	2																



ANNUAL STATEMENT FOR THE YEAR 2019 OF THE UnitedHealthcare Plan of the River Valley, Inc.

SCHEDULE D - PART 1

Showing All Long-Term BONDS Owned December 31 of Current Year

1	2	Codes			6	7	Fair Value		10	11	Change in Book/Adjusted Carrying Value				Interest					Dates	
		3	4	5			8	9			12	13	14	15	16	17	18	19	20	21	22
CUSIP Identification	Description	C o d e	F o r e i g n	Bond Char	NAIC Designation and Administrative Symbol	Actual Cost	Rate Used to Obtain Fair Value	Fair Value	Par Value	Book/ Adjusted Carrying Value	Unrealized Valuation Increase/ (Decrease)	Current Year's (Amor-tization) Accretion	Current Year's Other-Than-Temporary Impairment Recognized	Total Foreign Exchange Change in Book/ Adjusted Carrying Value	Rate of	Effective Rate of	When Paid	Admitted Amount Due and Accrued	Amount Received During Year	Acquired	Stated Contractual Maturity Date
61761J-3R-8	MORGAN STANLEY Corp Note MW			2	1FE	1,044,742		1,104,529	1,070,000	1,051,988	.0	2,394	.0	.0	3.125	3.412	JJ	14,304	33,438	11/28/2016	07/27/2026
61761J-B3-2	MORGAN STANLEY Corp Note Non Call				1FE	727,916		728,744	726,000	726,105	.0	(281)	.0	.0	2.800	2.768	JD	.847	.0	03/01/2019	06/16/2020
64952W-BY-8	NEW YORK LIFE GL Corp Note Non Call Prv Plc				1FE	506,398		514,005	514,000	513,414	.0	5,200	.0	.0	1.950	2.988	FA	3,898	10,023	08/21/2018	02/11/2020
64952W-CQ-4	NEW YORK LIFE GL Corp Note Non Call Prv Plc				1FE	124,000		124,122	124,000	124,000	.0	.0	.0	.0	2.282	1.425	JAJO	660	3,514	04/06/2017	04/09/2020
64952W-CZ-4	NEW YORK LIFE GL Corp Note Non Call PRV PLC				1FE	192,000		192,559	192,000	192,000	.0	.0	.0	.0	2.228	2.661	FIAN	666	5,551	08/01/2018	08/06/2021
64952W-DE-0	NEW YORK LIFE GL Corp Note Non Call Prv Plc				1FE	95,000		95,206	95,000	95,000	.0	.0	.0	.0	2.216	3.045	JAJO	380	1,989	01/29/2019	01/28/2021
64952W-DK-6	NEW YORK LIFE GL Corp Note Non Call Prv Plc				1FE	390,000		390,940	390,000	390,000	.0	.0	.0	.0	2.246	2.246	JAJO	1,718	.0	10/15/2019	01/21/2022
65339K-AS-9	NEXTERA ENERGY Corp Note Non Call				2FE	173,424		174,272	173,000	173,342	.0	(82)	.0	.0	2.403	2.281	MS	1,386	266	08/05/2019	09/01/2021
65473Q-BE-2	NI-CALLO7/18 Corp Note Call	2			2FE	1,558,177		1,645,911	1,565,000	1,558,750	.0	574	.0	.0	3.490	3.552	MN	6,979	54,619	04/05/2019	05/15/2027
655844-BS-6	NORFOLK SOUTHERN Corp Note Call MW	2			2FE	991,637		1,025,785	995,000	992,731	.0	315	.0	.0	2.900	2.939	JD	1,282	28,855	05/31/2016	06/15/2026
655844-BZ-0	NORFOLK SOUTHERN Corp Note Call MW	2			2FE	649,638		659,136	600,000	647,575	.0	(2,063)	.0	.0	3.800	2.730	FA	9,500	11,400	07/29/2019	08/01/2028
67103H-AH-0	O'REILLY AUTOMOT Corp Note Call MW	2			2FE	1,913,531		2,047,969	1,875,000	1,912,114	.0	(1,417)	.0	.0	3.900	3.640	JD	6,094	38,797	07/28/2019	06/01/2029
68389X-BR-5	ORACLE CORP Corp Note Call MW	2			1FE	949,373		970,178	950,000	949,658	.0	104	.0	.0	2.625	2.637	FA	9,421	24,938	11/07/2017	02/15/2023
693475-AP-0	PNC FINANCIAL Corp Note Call	2			1FE	1,554,165		1,595,790	1,500,000	1,527,401	.0	(5,895)	.0	.0	3.900	3.434	AO	10,075	58,500	02/23/2015	04/29/2024
693475-AW-5	PNC FINANCIAL Corp Note Call	2			1FE	1,422,176		1,413,484	1,325,000	1,421,478	.0	(698)	.0	.0	3.450	2.545	AO	8,635	.0	12/03/2019	04/23/2029
693475-AX-3	PNC FINANCIAL Corp Note Call	2			1FE	1,197,708		1,216,056	1,200,000	1,197,840	.0	132	.0	.0	2.600	2.630	JJ	.0	.0	07/18/2019	07/23/2026
69353R-FC-7	PNC BANK NA Corp Note Call	2			1FE	246,483		250,053	250,000	248,987	.0	2,505	.0	.0	2.000	3.077	MN	583	5,000	01/14/2019	05/19/2020
69353R-FD-5	PNC BANK NA Corp Note Non Call				1FE	500,000		500,555	500,000	500,000	.0	.0	.0	.0	2.263	1.538	FIAN	1,351	14,450	05/16/2017	05/19/2020
69353R-FM-5	PNC BANK NA Corp Note Call	2			1FE	250,000		250,263	250,000	250,000	.0	.0	.0	.0	2.237	2.947	MJSD	.311	5,231	03/05/2019	03/12/2021
69371R-P6-7	PACCAR FINL CORP Corp Note Non Call				1FE	709,000		709,227	709,000	709,000	.0	.0	.0	.0	2.105	2.818	FIAN	2,031	19,429	11/07/2018	11/13/2020
713448-DX-3	PEPSICO INC Corp Note Call MW	2			1FE	974,795		979,814	977,000	975,376	.0	581	.0	.0	2.000	2.132	AO	4,125	9,770	07/15/2019	04/15/2021
718549-AF-5	PHILLIPS 66 PTMR Corp Note Call	2			2FE	963,421		1,010,003	970,000	964,519	.0	561	.0	.0	3.750	3.831	MS	12,125	36,375	01/24/2018	03/01/2028
737415-AL-3	Post Apartment Homes Corp Note Call MW 25BP	2			2FE	1,799,496		1,854,882	1,800,000	1,799,849	.0	49	.0	.0	3.375	3.378	JD	5,063	60,750	11/02/2012	12/01/2022
74153W-CG-2	PRICOA GLOB FUND Corp Note Non Call Prv Plc				1FE	595,194		603,444	600,000	597,530	.0	2,336	.0	.0	2.550	3.020	MN	1,573	15,300	02/19/2019	11/24/2020
74153W-CH-0	PRICOA GLOB FUND Corp Note Non Call Prv Plc				1FE	1,353,089		1,359,634	1,355,000	1,354,436	.0	387	.0	.0	2.200	2.230	JD	2,319	29,810	05/26/2016	06/03/2021
74256L-AW-9	PRINCIPAL LFE II Corp Note Non Call Prv Plc				1FE	1,081,702		1,091,163	1,085,000	1,083,708	.0	661	.0	.0	2.375	2.440	MN	2,863	25,769	11/14/2016	11/21/2021
74256L-BE-8	PRINCIPAL LFE II Corp Note Non Call Prv Plc				1FE	330,000		330,248	330,000	330,000	.0	.0	.0	.0	2.236	2.956	MJSD	594	6,696	03/04/2019	03/02/2021
74368C-AL-8	PROTECTIVE LIFE Corp Note Non Call Prv Plc				1FE	350,000		351,691	350,000	350,000	.0	.0	.0	.0	2.481	2.856	MJSD	48	10,631	06/21/2018	06/28/2021
74456Q-BY-1	PUBLIC SERVICE Corp Note Call MW	2			1FE	1,294,917		1,370,798	1,300,000	1,295,205	.0	288	.0	.0	3.200	3.246	MN	5,316	21,609	05/06/2019	05/15/2029
756109-AS-3	REALTY INCOME Corp Note Call MW	2			1FE	498,289		521,453	505,000	500,158	.0	606	.0	.0	3.000	3.153	JJ	6,986	15,150	10/04/2016	01/15/2027
756109-AW-4	REALTY INCOME Corp Note Call MW	2			1FE	639,769		660,031	625,000	639,203	.0	(566)	.0	.0	3.250	2.966	JD	903	9,931	07/24/2019	06/15/2029
75884R-AV-5	REGENCY CENTERS Corp Note Call MW	2			2FE	960,261		970,473	925,000	958,371	.0	(1,890)	.0	.0	3.600	3.011	FA	13,875	16,650	07/23/2019	02/01/2027
75884R-AX-1	REGENCY CENTERS Corp Note Call MW	2			2FE	514,161		558,507	515,000	514,291	.0	71	.0	.0	4.125	4.145	MS	6,255	21,244	02/28/2018	03/15/2028
78355H-KA-6	RYDER SYSTEM INC Corp Note Call MW	2			2FE	157,406		158,725	158,000	157,742	.0	336	.0	.0	2.875	3.126	MS	1,514	4,543	02/13/2019	09/01/2020
808513-AV-7	CHARLES SCHWAB Corp Note Call	2			1FE	876,849		876,981	876,000	876,441	.0	(312)	.0	.0	2.215	2.610	FIAN	2,209	24,947	08/31/2018	05/21/2021
842587-CV-7	SOUTHERN CO Corp Note Call MW	2			2FE	1,615,432		1,650,809	1,585,000	1,613,704	.0	(1,728)	.0	.0	3.250	2.931	JJ	25,756	.0	07/25/2019	07/01/2026
857477-AW-3	STATE STREET CRP Corp Note Non Call				1FE	998,600		1,017,660	1,000,000	999,064	.0	133	.0	.0	2.650	2.666	MN	3,092	26,500	05/16/2016	05/19/2026
86765B-AN-9	SUNOCO LOGISTICS Corp Note Call MW	2			2FE	959,728		1,019,916	970,000	962,264	.0	1,618	.0	.0	4.250	4.458	AO	10,306	41,225	06/12/2018	04/01/2024
86765B-AR-0	SUNOCO LOGISTICS Corp Note Call MW	2			2FE	527,355		512,045	500,000	507,659	.0	(6,604)	.0	.0	4.400	3.002	AO	5,500	22,000	11/30/2016	04/01/2021
86765B-AT-6	SUNOCO LOGISTICS Corp Note Call MW	2			2FE	319,027		332,339	320,000	319,323	.0	89	.0	.0	3.900	3.937	JJ	5,755	12,480	07/07/2016	07/15/2026
87875U-AK-8	TECO FINANCE Corp Note MW 25BP	2			2FE	41,853		41,253	41,000	41,170	.0	(683)	.0	.0	5.150	3.082	MS	622	2,112	02/28/2019	03/15/2020
89236T-GP-4	TOYOTA MTR CRED Corp Note Non Call				1FE	616,000		616,339	616,000	616,000	.0	.0	.0	.0	1.920	2.280	MON	296	2,148	10/17/2019	10/23/2020
90327Q-D2-2	USAA CAP CORP Corp Note MW Prv Plc	2			1FE	351,542		353,950	352,000	351,884	.0	228	.0	.0	3.000	3.067	JJ	5,280	10,648	06/26/2018	07/01/2020
90331H-NT-6	US BANK NA OHIO Corp Note Call	2			1FE	670,274		670,603	670,000	670,110	.0	(164)	.0	.0	2.185	2.769	FIAN	1,667	8,995	05/29/2019	05/21/2021
90331H-NW-9	US BANK NA OHIO Corp Note Call	2			1FE	300,000		300,312	300,000	300,000	.0	.0	.0	.0	2.186	2.592	JAJO	1,257	8,459	07/19/2018	07/24/2020
907818-FB-9	UNION PAC CORP Corp Note Call MW	2			2FE	1,848,576		2,021,329	1,850,000	1,848,722	.0	146	.0	.0	3.700	3.709	MS	22,817	36,507	03/06/2019	03/01/2029
91159H-HN-3	US BANCORP Corp Note Call	2			1FE	1,310,338		1,323,775	1,320,000	1,313,402	.0	917	.0	.0	2.375	2.458	JJ	13,846	31,350	07/19/2016	07/22/2026
92277G-AG-2	VENTAS REALTY LP Corp Note Call MW	2			2FE	545,546		540,865	505,000	531,841	.0	(4,168)	.0	.0	4.125	3.115	JJ	9,606	20,831	07/28/2016	01/15/2026
92277G-AM-9	VENTAS REALTY LP Corp Note Call MW	2			2FE	719,439		727,287	725,000	720,313	.0	474	.0	.0	4.000	4.094	MS	9,667	29,000	02/13/2018	03/01/2028
92277G-AN-7	VENTAS REALTY LP Corp Note Call MW	2			2FE	932,912		986,371	895,000	930,415	.0	(2,498)	.0	.0	4.400	3.864	JJ	18,159	19,690	03/26/2019	01/15/2029
92343V-ER-1	VERIZON COMM INC Corp Note MW	2			2FE	508,000		576,245	508,000	508,000	.0	.0	.0	.0	4.329	4.329	MS	6,109	27,489	10/22/2018	09/21/2028
92343V-ES-9	VERIZON COMM INC Corp Note Call MW	2			2FE	3,053,172		3,366,163	3,050,000	3,053,034	.0	(138)	.0	.0	3.875	3.862	FA	46,947	59,094	03/06/2019	02/08/2029
927804-GB-4	VIRGINIA EL&PWIR Corp Note Call MW	2			1FE	649,773		666,471	650,000	649,784	.0	11	.0	.0	2.875	2.879	JJ	8,877	.0	07/08/2019	07/15/2029
92826C-AB-8	VISA INC Corp Note Call MW	2			1FE	858,374		860,205	857,000	857,841	.0	(533)	.0	.0	2.200	2.073	JD	890	9,427	07/01/2019	12/14/2020
928668-AW-2	VOLKSWAGEN GRP Corp Note Non Call Prv Plc				2FE	259,000		260,875	259,000	259,000	.0	.0	.0	.0	2.795	2.995	MJSD	161	1,904	09/19/2019	09/24/2021



ANNUAL STATEMENT FOR THE YEAR 2019 OF THE UnitedHealthcare Plan of the River Valley, Inc.

SCHEDULE D - PART 1

Showing All Long-Term BONDS Owned December 31 of Current Year

1	2	Codes			6	7	Fair Value		10	11	Change in Book/Adjusted Carrying Value				Interest					Dates	
		3	4	5			8	9			12	13	14	15	16	17	18	19	20	21	22
CUSIP Identification	Description	C o d e	F o r e i g n	Bond Char	NAIC Designation and Administrative Symbol	Actual Cost	Rate Used to Obtain Fair Value	Fair Value	Par Value	Book/ Adjusted Carrying Value	Unrealized Valuation Increase/ (Decrease)	Current Year's (Amor-tization) Accretion	Current Year's Other-Than-Temporary Impairment Recognized	Total Foreign Exchange Change in Book/ Adjusted Carrying Value	Rate of	Effective Rate of	When Paid	Admitted Amount Due and Accrued	Amount Received During Year	Acquired	Stated Contractual Maturity Date
94106L-AW-9	WASTE MANAGEMENT Corp Note MW 25BP			2	2FE	334,446	101.2880	303,864	300,000	303,064	0	(6,076)	0	0	4.750	2.657	JD	40	14,250	07/08/2014	06/30/2020
949746-RS-2	WELLS FARGO CO Corp Note Non Call				1FE	1,578,336	100.7230	1,596,460	1,585,000	1,581,022	0	2,589	0	0	2.500	2.719	MS	12,878	29,375	03/19/2019	03/04/2021
94974B-FC-9	WELLS FARGO CO Corp Note Non Call				1FE	1,886,236	103.2910	1,905,719	1,845,000	1,875,931	0	(10,304)	0	0	3.500	2.704	MS	20,269	32,288	03/27/2019	03/08/2022
95040Q-AD-6	WELLTOWER INC Corp Note Call MW			2	2FE	789,676	109.6430	866,180	790,000	789,727	0	27	0	0	4.250	4.255	AO	7,088	33,575	04/03/2018	04/15/2028
064159-MK-9	BANK NOVA SCOTIA Corp Note Non Call		A		1FE	1,871,740	104.7670	1,927,713	1,840,000	1,867,132	0	(4,608)	0	0	3.400	3.016	FA	24,329	31,280	03/26/2019	02/11/2024
67077M-AD-0	NUTRIEN LTD Corp Note Call MW		A	2	2FE	1,011,596	102.0220	1,086,534	1,065,000	1,023,544	0	6,998	0	0	3.000	3.826	AO	7,988	31,950	04/10/2018	04/01/2025
78013X-ZU-5	ROYAL BK CANADA Corp Note Non Call		A		1FE	1,946,646	101.5130	1,979,504	1,950,000	1,946,937	0	291	0	0	2.550	2.587	JJ	22,791	0	07/09/2019	07/16/2024
89114Q-CA-4	TORONTO DOM BANK Corp Note Non Call		A		1FE	1,613,872	102.4140	1,638,624	1,600,000	1,612,765	0	(1,107)	0	0	2.650	2.459	JD	2,238	21,200	07/30/2019	06/12/2024
01609W-AT-9	ALIBABA GROUP Corp Note Call MW		D	2	1FE	3,082,272	104.1530	3,332,896	3,200,000	3,091,776	0	9,504	0	0	3.400	3.900	JD	7,556	108,800	03/06/2019	12/06/2027
05565Q-CP-1	BP CAPITAL PLC Corp Note MW		D	2	1FE	1,214,976	106.7420	1,280,904	1,200,000	1,211,327	0	(2,517)	0	0	3.814	3.565	FA	17,926	45,768	07/09/2018	02/10/2024
05971K-AD-1	BANCO SANTANDER Corp Note Non Call		D		1FE	1,400,000	101.3990	1,419,586	1,400,000	1,400,000	0	0	0	0	2.706	2.706	JD	421	18,942	06/20/2019	06/27/2024
404280-BJ-7	HSBC HOLDINGS Corp Note Call		D	2	1FE	1,110,000	102.2860	1,135,375	1,110,000	1,110,000	0	0	0	0	3.262	3.262	MS	10,862	36,208	03/06/2017	03/13/2023
456837-AP-8	ING GROEP NV Corp Note Non Call		D		1FE	1,248,125	104.7180	1,308,975	1,250,000	1,248,379	0	254	0	0	3.550	3.583	AO	10,108	22,188	04/02/2019	04/09/2024
456873-AD-0	INGERSOLL-RAND Corp Note Call MW		D	2	2FE	978,632	107.3400	992,895	925,000	976,659	0	(1,973)	0	0	3.800	3.083	MS	9,764	17,575	07/29/2019	03/21/2029
539439-AP-4	LLOYDS BK GR PLC Corp Note Call		D	2	1FE	485,000	101.4990	492,270	485,000	485,000	0	0	0	0	2.907	2.907	MM	2,115	14,099	10/31/2017	11/07/2023
53944Y-AC-7	LLOYDS BK GR PLC Corp Note Non Call		D		1FE	1,061,368	101.6040	1,082,083	1,065,000	1,063,461	0	.725	0	0	3.000	3.074	JJ	15,088	31,950	01/04/2017	01/11/2022
3299999. Subtotal - Bonds - Industrial and Miscellaneous (Unaffiliated) - Issuer Obligations						207,285,282	XXX	213,832,929	205,441,000	206,898,336	0	(162,787)	0	0	XXX	XXX	XXX	1,772,303	4,872,632	XXX	XXX
125284-AA-7	CGDB Commercial CGDB 2019-MOB A CMBS Prv Plc			4	1FML	1,480,000	99.9680	1,479,526	1,480,000	1,480,000	0	0	0	0	2.690	2.705	MM	1,659	2,680	11/12/2019	11/15/2036
12594J-AA-3	COMM MORTGAGE TR COMM 2016-GCT A CMBS Prv Plc			4	1FML	1,153,566	100.2490	1,122,789	1,120,000	1,130,712	0	(6,942)	0	0	2.681	2.042	MM	2,502	30,027	07/25/2016	08/10/2029
17326F-AA-5	CITIGROUP COMMERCIAL 2017-C4 A1 CMBS			4	1FML	408,230	99.8390	407,578	408,235	408,074	0	(69)	0	0	2.121	2.109	MM	.722	8,659	10/19/2017	10/12/2050
3499999. Subtotal - Bonds - Industrial and Miscellaneous (Unaffiliated) - Commercial Mortgage-Backed Securities						3,041,796	XXX	3,009,893	3,008,235	3,018,786	0	(7,011)	0	0	XXX	XXX	XXX	4,883	41,366	XXX	XXX
02007R-AC-3	Ally Auto Receiv ALLYA 2019-3 A3 ABS			4	1FE	1,949,945	99.9850	1,949,708	1,950,000	1,949,952	0	.7	0	0	1.930	1.939	MM	1,568	9,200	09/10/2019	05/15/2024
03065D-AF-4	AmeriCredit Auto AMCAR 2016-3 C ABS			4	1FE	2,669,775	100.0370	2,670,988	2,670,000	2,669,883	0	47	0	0	2.240	2.252	MM	3,821	59,808	08/02/2016	04/08/2022
03066F-AE-1	AmeriCredit Auto AMCAR 2017-4 A3 ABS			4	1FE	1,243,245	100.0140	1,243,452	1,243,278	1,243,222	0	(21)	0	0	2.040	2.048	MM	916	25,363	11/07/2017	07/18/2022
03066L-AB-4	AmeriCredit Auto AMCAR 2018-2 A2A ABS			4	1FE	878,039	100.1090	879,067	878,109	878,020	0	(33)	0	0	2.860	2.877	MM	907	25,114	08/08/2018	11/18/2021
05586V-AC-6	BMW Vehicle Leas BMWLT 2019-1 A3 ABS			4	1FE	2,014,700	100.8130	2,031,382	2,015,000	2,014,779	0	79	0	0	2.840	2.862	MM	1,749	42,919	03/12/2019	11/22/2021
05588C-AC-6	BMW Vehicle Owne BMWOT 20109-A3 ABS			4	1FE	2,024,728	100.0600	2,026,215	2,025,000	2,024,770	0	42	0	0	1.920	1.935	MM	648	10,476	09/10/2019	01/25/2024
12510F-AB-0	CGG Receivables CCG 2019-2 A2 ABS			4	1FE	2,849,713	99.9830	2,849,516	2,850,000	2,849,726	0	13	0	0	2.110	2.123	MM	2,840	5,011	11/05/2019	03/15/2027
14314J-AC-4	CarMax Auto Owne CARMX 2017-1 A3 ABS			4	1FE	146,244	100.0010	145,643	145,641	145,714	0	(127)	0	0	1.980	1.835	MM	128	2,884	06/20/2017	11/15/2021
14314R-AC-6	CarMax Auto Owne CARMX 2017-4 A3 ABS			4	1FE	2,068,876	100.1070	2,102,963	2,100,715	2,090,295	0	14,265	0	0	2.110	2.890	MM	1,970	44,325	07/19/2018	10/17/2022
165183-BY-9	Chesapeake Fundi CFII 2019-1A A1 ABS Prv Plc			4	1FE	2,264,407	101.3100	2,294,411	2,264,743	2,264,489	0	82	0	0	2.940	2.963	MM	2,959	47,903	03/20/2019	04/15/2031
29372E-BW-7	Enterprise Fleet EFF 2017-1 A3 ABS Prv Plc			4	1FE	2,479,382	100.2220	2,485,506	2,480,000	2,479,847	0	156	0	0	2.600	2.621	MM	1,970	64,480	01/24/2017	07/20/2022
29373F-AB-0	Enterprise Fleet EFF 2018-2 A2 ABS Prv Plc			4	1FE	2,686,371	100.7970	2,708,191	2,686,777	2,686,542	0	106	0	0	3.140	3.166	MM	2,578	84,365	07/25/2018	02/20/2024
29374A-AB-0	Enterprise Fleet EFF 2019-1 A2 ABS Prv Plc			4	1FE	2,014,984	101.0760	2,036,681	2,015,000	2,014,950	0	(34)	0	0	2.980	2.996	MM	1,835	45,035	03/12/2019	10/22/2024
29374W-AB-2	Enterprise Fleet EFF 2019-3 A2 ABS Prv Plc			4	1FE	2,324,631	99.9990	2,324,977	2,325,000	2,324,654	0	22	0	0	2.060	2.075	MM	1,463	6,652	10/22/2019	05/20/2025
31680Y-AB-3	Fifth Third Auto FITAT 2019-1 A2A ABS			4	1FE	2,556,983	100.4390	2,568,350	2,557,124	2,556,996	0	13	0	0	2.660	2.675	MM	3,023	41,001	04/30/2019	05/16/2022
34528Q-FY-5	Ford Credit Floo FORDF 2018-1 A1 ABS			4	1FE	2,317,440	101.0590	2,354,675	2,330,000	2,323,485	0	4,286	0	0	2.950	3.166	MM	3,055	68,735	07/26/2018	05/15/2023
34528Q-GS-7	Ford Credit Floo FORDF 2019-1 A ABS			4	1FE	1,749,749	101.4720	1,775,760	1,750,000	1,749,809	0	.60	0	0	2.840	2.862	MM	2,209	33,962	04/02/2019	03/15/2024
34530U-AA-9	Ford Credit Auto FORDR 2016-1 A ABS Prv Plc			4	1FE	3,194,131	100.3780	3,262,285	3,250,000	3,210,576	0	12,991	0	0	2.310	2.791	MM	3,337	66,413	03/20/2019	08/15/2027
34532E-AE-5	Ford Credit Auto FORDO 2016-B A4 ABS			4	1FE	533,437	99.9210	535,631	536,054	535,836	0	748	0	0	1.520	1.709					



ANNUAL STATEMENT FOR THE YEAR 2019 OF THE UnitedHealthcare Plan of the River Valley, Inc.

SCHEDULE D - PART 1

Showing All Long-Term BONDS Owned December 31 of Current Year

1	2	Codes			6	7	Fair Value		10	11	Change in Book/Adjusted Carrying Value				Interest					Dates	
		3	4	5			8	9			12	13	14	15	16	17	18	19	20	21	22
CUSIP Identification	Description	C o d e	F o r e i g n	Bond Char	NAIC Designation and Administrative Symbol	Actual Cost	Rate Used to Obtain Fair Value	Fair Value	Par Value	Book/ Adjusted Carrying Value	Unrealized Valuation Increase/ (Decrease)	Current Year's (Amor-tization) Accretion	Current Year's Other-Than-Temporary Impairment Recognized	Total Foreign Exchange Change in Book/ Adjusted Carrying Value	Rate of	Effective Rate of	When Paid	Admitted Amount Due and Accrued	Amount Received During Year	Acquired	Stated Contractual Maturity Date
60700F-AC-7	MMAF Equipment F MMAF 2019-A A2 ABS Prv Plc		4		1FE	4,032,837	100.4160	4,050,158	4,033,379	4,033,092	0	255	0	0	2.840	2.867	MON	6,682	80,820	03/19/2019	01/10/2022
80285H-AC-4	Santander Drive SDART 2019-1 A2B ABS		4		1FE	209,341	100.0050	209,352	209,341	209,341	0	0	0	0	2.010	2.018	MON	187	4,369	02/12/2019	01/18/2022
80285M-AE-9	Santander Drive SDART 2018-4 A3 ABS		4		1FE	215,840	100.0340	215,913	215,840	215,815	0	(23)	0	0	3.010	3.021	MON	289	6,497	08/13/2018	03/15/2022
98162V-AD-1	World Omni Auto WORAT 2019-B A3 ABS		4		1FE	2,749,935	101.1590	2,781,873	2,750,000	2,749,935	0	0	0	0	2.590	2.604	MON	3,166	41,548	05/07/2019	07/15/2024
98162Y-AB-9	WORLD OMNI AUTO REC WOART 2019-A A2 ABS		4		1FE	1,595,170	100.3880	1,601,374	1,595,185	1,595,115	0	(55)	0	0	3.020	3.035	MON	2,141	42,153	01/23/2019	04/15/2022
98163E-AB-2	World Omni Auto WOART 2018-C A2 ABS		4		1FE	1,278,998	100.1580	1,281,030	1,279,009	1,278,947	0	(43)	0	0	2.800	2.813	MON	1,592	35,812	07/24/2018	01/18/2022
136452-AE-9	Canadian Pacer A CPART 2017-1A A4 ABS Prv Plc	A	4		1FE	1,577,500	100.1060	1,601,696	1,600,000	1,592,329	0	10,526	0	0	2.286	3.015	MON	1,219	36,576	08/16/2018	01/19/2022
81376N-AD-7	Securitized Term SSTRT 2017-2A A3 ABS Prv Plc	A	4		1FE	519,410	99.9900	519,358	519,410	519,410	0	0	0	0	2.040	2.047	MON	177	10,596	09/27/2017	04/26/2021
68784X-AD-8	OSCAR US Funding OSCAR 2018-2A A3 ABS Prv Plc	D	4		1FE	2,269,890	101.2840	2,299,147	2,270,000	2,269,883	0	(11)	0	0	3.390	3.414	MON	4,489	76,953	07/18/2018	09/12/2022
68784Y-AD-6	OSCAR US Funding OSCAR 2019-1A A3 ABS Prv Plc	D	4		1FE	3,099,930	101.4840	3,146,012	3,100,000	3,099,911	0	(12)	0	0	3.180	3.200	MON	5,751	69,554	03/12/2019	05/10/2023
3599999. Subtotal - Bonds - Industrial and Miscellaneous (Unaffiliated) - Other Loan-Backed and Structured Securities						83,899,275	XXX	84,541,509	84,029,047	83,960,860	0	43,140	0	0	XXX	XXX	XXX	94,392	1,773,369	XXX	XXX
3899999. Total - Industrial and Miscellaneous (Unaffiliated) Bonds						294,226,353	XXX	301,384,331	292,478,282	293,877,982	0	(126,658)	0	0	XXX	XXX	XXX	1,871,578	6,687,367	XXX	XXX
4899999. Total - Hybrid Securities						0	XXX	0	0	0	0	0	0	0	XXX	XXX	XXX	0	0	XXX	XXX
5599999. Total - Parent, Subsidiaries and Affiliates Bonds						0	XXX	0	0	0	0	0	0	0	XXX	XXX	XXX	0	0	XXX	XXX
6099999. Subtotal - SVO Identified Funds						0	XXX	0	0	0	0	0	0	0	XXX	XXX	XXX	0	0	XXX	XXX
6599999. Subtotal - Unaffiliated Bank Loans						0	XXX	0	0	0	0	0	0	0	XXX	XXX	XXX	0	0	XXX	XXX
7699999. Total - Issuer Obligations						436,830,155	XXX	442,070,486	413,456,000	429,256,114	0	(2,240,081)	0	0	XXX	XXX	XXX	3,741,291	10,964,940	XXX	XXX
7799999. Total - Residential Mortgage-Backed Securities						110,185,438	XXX	111,063,504	105,945,164	109,990,088	0	(37,624)	0	0	XXX	XXX	XXX	326,582	2,706,175	XXX	XXX
7899999. Total - Commercial Mortgage-Backed Securities						7,708,141	XXX	7,767,498	7,589,179	7,665,414	0	(14,088)	0	0	XXX	XXX	XXX	18,129	182,430	XXX	XXX
7999999. Total - Other Loan-Backed and Structured Securities						83,899,275	XXX	84,541,509	84,029,047	83,960,860	0	43,140	0	0	XXX	XXX	XXX	94,392	1,773,369	XXX	XXX
8099999. Total - SVO Identified Funds						0	XXX	0	0	0	0	0	0	0	XXX	XXX	XXX	0	0	XXX	XXX
8199999. Total - Affiliated Bank Loans						0	XXX	0	0	0	0	0	0	0	XXX	XXX	XXX	0	0	XXX	XXX
8299999. Total - Unaffiliated Bank Loans						0	XXX	0	0	0	0	0	0	0	XXX	XXX	XXX	0	0	XXX	XXX
8399999 - Total Bonds						638,623,009	XXX	645,442,997	611,019,390	630,872,476	0	(2,248,653)	0	0	XXX	XXX	XXX	4,180,394	15,626,914	XXX	XXX



Schedule D - Part 2 - Section 1 - Preferred Stocks Owned  
**N O N E**

Schedule D - Part 2 - Section 2 - Common Stocks Owned  
**N O N E**



ANNUAL STATEMENT FOR THE YEAR 2019 OF THE UnitedHealthcare Plan of the River Valley, Inc.

SCHEDULE D - PART 3

Showing All Long-Term Bonds and Stocks ACQUIRED During Current Year

1	2	3	4	5	6	7	8	9
CUSIP Identification	Description	Foreign	Date Acquired	Name of Vendor	Number of Shares of Stock	Actual Cost	Par Value	Paid for Accrued Interest and Dividends
912828-20-2	US Treasury Note 1.500% 08/15/20		07/15/2019	Morgan Stanley		1,990,078	2,000,000	12,514
912828-22-2	US Treasury Note 1.625% 10/15/20		06/04/2019	CitiGroup		1,193,672	1,200,000	2,717
912828-40-0	US Treasury Note 2.500% 05/31/20		02/28/2019	Merrill Lynch		2,048,639	2,050,000	12,813
912828-4W-7	US Treasury Note 2.750% 08/15/21		09/12/2019	CitiGroup		509,414	500,000	1,084
912828-6B-1	US Treasury Note 2.625% 02/15/29		03/06/2019	Various		16,058,230	16,150,000	21,790
912828-6G-0	US Treasury Note 2.375% 02/29/24		03/06/2019	CitiGroup		6,166,336	6,200,000	2,801
912828-B9-0	US Treasury Note 2.000% 02/28/21		12/30/2019	Nomura Securities		2,260,195	2,250,000	15,082
912828-H5-2	US Treasury Note 1.250% 01/31/20		01/04/2019	Nomura Securities		739,746	750,000	4,076
912828-J8-4	US Treasury Note 1.375% 03/31/20		01/14/2019	Goldman Sachs		1,626,281	1,650,000	6,669
912828-K5-8	US Treasury Note 1.375% 04/30/20		04/16/2019	Various		2,967,461	3,000,000	18,954
912828-L3-2	US Treasury Note 1.375% 08/31/20		03/06/2019	Wells Fargo		835,583	850,000	222
912828-L6-5	US Treasury Note 1.375% 09/30/20		04/01/2019	HSBC Securities Inc		1,182,094	1,200,000	90
912828-R7-7	US Treasury Note 1.375% 05/31/21		12/10/2019	Goldman Sachs		1,293,652	1,300,000	537
912828-T6-7	US Treasury Note 1.250% 10/31/21		11/07/2019	Toronto Dominion Sec		1,288,523	1,300,000	355
912828-U0-1	US Treasury Note 1.250% 02/29/20		01/14/2019	Nomura Securities		394,078	400,000	1,892
912828-VA-5	US Treasury Note 1.125% 04/30/20		01/14/2019	Various		1,619,270	1,650,000	3,586
912828-VJ-6	US Treasury Note 1.875% 06/30/20		05/21/2019	CitiGroup		795,781	800,000	5,884
912828-WY-2	US Treasury Note 2.250% 07/31/21		07/05/2019	Goldman Sachs		1,612,063	1,600,000	15,713
912828-Y2-0	US Treasury Note 2.625% 07/15/21		08/22/2019	Harris Nesbitt Corp		814,938	800,000	2,226
912828-YC-8	US Treasury Note 1.500% 08/31/21		09/13/2019	Merrill Lynch		1,243,262	1,250,000	824
0599999. Subtotal - Bonds - U.S. Governments						46,639,296	46,900,000	129,829
130630-QR-2	CALIFORNIA ST GO Cont Call 5.000% 10/01/32		09/06/2019	Jefferies and Company		4,870,384	3,700,000	0
1799999. Subtotal - Bonds - U.S. States, Territories and Possessions						4,870,384	3,700,000	0
649660-CP-3	NEW YORK NY GO Call 5.000% 08/01/35		07/25/2019	Samuel A Ramirez & Co		2,515,020	2,000,000	0
2499999. Subtotal - Bonds - U.S. Political Subdivisions of States, Territories and Possessions						2,515,020	2,000,000	0
11506K-EY-3	BROWARD CNTY FL Rev Bond Cont Call 5.000% 09/01/30		10/08/2019	RBC Capital Markets		1,265,950	1,000,000	1,944
3128MJ-2L-3	FHLMC Pool G08778 MBS 3.000% 09/01/47		03/28/2019	Jefferies and Company		1,163,385	1,166,027	2,721
3128MJ-3J-7	FHLMC Pool G08800 MBS 3.500% 02/01/48		03/12/2019	Jefferies and Company		1,317,856	1,307,133	1,525
3128MJ-4A-5	FHLMC Pool G08816 MBS 3.500% 06/01/48		03/19/2019	Harris Nesbitt Corp		2,521,352	2,502,194	4,622
3128MJ-6T-2	FHLMC Pool G08881 MBS 3.500% 06/01/49		07/23/2019	Bosc Inc		1,702,829	1,661,296	3,715
3128MJ-V5-6	FHLMC Pool G08635 MBS 3.000% 04/01/45		03/27/2019	Credit Suisse		915,279	913,993	2,056
3128MJ-XX-3	FHLMC Pool G08693 MBS 3.500% 02/01/46		03/27/2019	Nomura Securities		1,188,047	1,165,016	3,058
3128MJ-ZM-5	FHLMC Pool G08747 MBS 3.000% 01/01/47		03/25/2019	Goldman Sachs		2,884,394	2,889,813	6,020
3132AE-EZ-5	FHLMC Pool ZT1952 MBS 4.000% 05/01/49		07/26/2019	CitiGroup		1,146,127	1,106,367	3,442
3132AE-J8-0	FHLMC Pool ZT2087 MBS 4.000% 06/01/49		09/12/2019	Nomura Securities		1,732,349	1,668,729	2,225
3132DM-BC-8	FHLMC Pool SD0035 MBS 3.000% 04/01/47		07/22/2019	Morgan Stanley		1,985,042	1,951,201	3,577
3132DV-3P-8	FHLMC Pool SD8006 MBS 4.000% 08/01/49		07/30/2019	Bosc Inc		1,721,835	1,658,975	5,530
3132L6-ST-9	FHLMC Pool V81430 MBS 4.000% 11/01/44		04/08/2019	Sterne Agee and Leach		1,084,749	1,044,912	929
3132WH-SN-1	FHLMC Pool Q44452 MBS 3.000% 11/01/46		05/21/2019	Nomura Securities		1,354,083	1,360,567	2,494
3132XU-SH-9	FHLMC Pool Q52319 MBS 3.500% 11/01/47		02/28/2019	Wells Fargo		2,133,281	2,128,874	0
3132Y1-VY-4	FHLMC Pool Q57923 MBS 4.000% 08/01/48		04/02/2019	Goldman Sachs		1,861,932	1,811,066	402
3132Y2-RF-5	FHLMC Pool Q58585 MBS 4.000% 09/01/48		04/05/2019	Merrill Lynch		1,051,291	1,021,833	795
31335A-HP-6	FHLMC Pool G60238 MBS 3.500% 10/01/45		07/30/2019	Morgan Stanley		1,801,305	1,724,768	5,031
3138EP-YR-9	FNMA Pool AL7019 MBS 3.500% 11/01/42		04/01/2019	First Tennessee		910,679	892,822	87
3138WF-IM-5	FNMA Pool AS5778 MBS 3.500% 09/01/45		04/01/2019	Mitsubishi Bank LTD		870,776	858,171	83
3138WK-XE-0	FNMA Pool AS9676 MBS 4.000% 05/01/47		07/30/2019	Barclays Group Inc.		1,127,251	1,127,251	3,758
3140FX-DB-2	FNMA Pool BF0126 MBS 3.500% 07/01/56		03/12/2019	Nomura Securities		1,587,108	1,578,169	1,995
3140FX-GC-0	FNMA Pool BF0194 MBS 4.500% 07/01/40		08/15/2019	Morgan Stanley		1,111,279	1,021,719	1,916
3140J6-GP-6	FNMA Pool BM2005 MBS 4.000% 12/01/47		04/09/2019	JP Morgan Chase		1,149,135	1,112,038	1,112
3140J8-WR-1	FNMA Pool BM3967 MBS 4.000% 11/01/46		08/19/2019	Morgan Stanley		1,376,246	1,280,508	2,703
3140J8-VQ-3	FNMA Pool BM4222 MBS 3.000% 01/01/44		09/23/2019	Merrill Lynch		3,206,458	3,114,719	5,970
3140J9-QR-5	FNMA Pool BM4963 MBS 3.000% 05/01/48		10/11/2019	Goldman Sachs		978,891	955,817	1,115
3140J9-UB-2	FNMA Pool BM5106 MBS 4.500% 12/01/48		08/14/2019	Credit Suisse		1,949,091	1,812,976	4,986
3140JA-DP-0	FNMA Pool BM5509 MBS 5.000% 02/01/49		08/13/2019	Credit Suisse		986,616	904,375	1,633
3140JA-EM-6	FNMA Pool BM5539 MBS 5.000% 01/01/49		09/11/2019	Barclays Group Inc.		2,177,146	1,981,194	3,027
3140JA-FG-8	FNMA Pool BM5566 MBS 4.500% 02/01/49		04/24/2019	Merrill Lynch		962,534	914,386	2,743
3140JA-ND-6	FNMA Pool BM5787 MBS 4.000% 08/01/47		04/16/2019	JP Morgan Chase		1,036,265	1,003,950	1,785
3140JA-PG-7	FNMA Pool BM5822 MBS 3.000% 11/01/48		06/19/2019	Credit Suisse		1,477,339	1,462,938	2,316
3140JM-ZF-2	FNMA Pool BM5241 MBS 4.500% 02/01/49		04/04/2019	Merrill Lynch		770,015	739,233	370
3140Q7-V5-5	FNMA Pool CA0859 MBS 3.500% 12/01/47		07/23/2019	JP Morgan Chase		1,719,982	1,669,885	3,734
3140Q9-ZD-8	FNMA Pool CA2539 MBS 4.000% 10/01/48		05/29/2019	Nomura Securities		1,127,344	1,093,845	3,525
3140QA-AJ-9	FNMA Pool CA2708 MBS 4.000% 05/01/48		02/12/2019	Barclays Group Inc.		2,013,417	1,968,435	2,625
3140X4-DF-0	FNMA Pool FM1001 MBS 3.500% 11/01/48		06/25/2019	JP Morgan Chase		1,833,587	1,781,533	4,330
3140X4-DQ-6	FNMA Pool FM1010 MBS 3.500% 07/01/48		09/12/2019	CitiGroup		1,955,778	1,890,211	2,205



ANNUAL STATEMENT FOR THE YEAR 2019 OF THE UnitedHealthcare Plan of the River Valley, Inc.

SCHEDULE D - PART 3

Showing All Long-Term Bonds and Stocks ACQUIRED During Current Year

1	2	3	4	5	6	7	8	9
CUSIP Identification	Description	Foreign	Date Acquired	Name of Vendor	Number of Shares of Stock	Actual Cost	Par Value	Paid for Accrued Interest and Dividends
3140X4-PB-6	FNMA Pool FM1317 MBS 4.000% 10/01/48		10/11/2019	JP Morgan Chase		2,595,536	2,454,045	3,817
3140X4-TQ-9	FNMA Pool FM1458 MBS 4.500% 04/01/49		09/16/2019	JP Morgan Chase		3,001,589	2,848,905	6,410
31418B-66-6	FNMA Pool MA2670 MBS 3.000% 07/01/46		03/27/2019	Nomura Securities		923,841	923,986	2,079
31418C-ZJ-6	FNMA Pool MA3444 MBS 4.500% 08/01/48		03/18/2019	Morgan Stanley		1,550,097	1,492,833	3,359
31418D-CB-6	FNMA Pool MA3665 MBS 4.500% 05/01/49		06/25/2019	JP Morgan Chase		1,357,277	1,297,762	4,056
35563P-JF-7	FHLMC SCRT-2019-1 MA RMBS 3.500% 07/25/58		03/07/2019	Merrill Lynch		1,451,516	1,443,232	5,893
35563P-JK-6	FHLMC FHLMC 2019-1 M55D RMBS 4.000% 07/25/58		03/07/2019	Merrill Lynch		1,665,603	1,626,206	7,589
41422E-JR-5	HARRIS CNTY TX M Rev Bond Cont Call 5.000% 11/01/34		09/05/2019	Merrill Lynch		4,447,948	3,400,000	0
45506D-SR-2	INDIANA ST FIN A Rev Bond Cont Call 5.000% 02/01/32		10/04/2019	Morgan Stanley		1,936,395	1,500,000	0
97712D-4N-3	WISCONSIN ST HLT Rev Bond Cont Call 4.000% 12/15/36		11/20/2019	Merrill Lynch		2,450,888	2,200,000	0
3199999. Subtotal - Bonds - U.S. Special Revenues						80,598,783	76,433,908	135,307
00206R-CN-0	AT&T INC Corp Note Call MW 3.400% 05/15/25		03/26/2019	Various		4,618,951	4,705,000	53,150
00206R-HV-7	AT&T INC Corp Note Call MW 2.950% 07/15/26		05/31/2019	Tax Free Exchange		709,853	700,000	8,031
00287Y-AQ-2	ABBVIE INC Corp Note Call MW 3.600% 05/14/25		03/26/2019	US Bank		929,588	925,000	12,395
00287Y-AT-6	ABBVIE INC Corp Note Call MW 2.500% 05/14/20		05/06/2019	Wells Fargo		191,378	192,000	2,320
00287Y-BG-3	ABBVIE INC Corp Note Call 2.150% 11/19/21		11/12/2019	Barclays Group Inc.		399,940	400,000	0
00287Y-BQ-1	ABBVIE INC Corp Note Call MW 2.600% 11/21/24		11/12/2019	Morgan Stanley		999,110	1,000,000	0
00440E-AT-4	CHUBB INA HOLDINGS Corp Note Call MW 2.300% 11/03/20		10/07/2019	CitiGroup		581,102	579,000	5,771
00912X-AJ-3	AIR LEASE CORP Corp Note MW 4.750% 03/01/20		02/22/2019	US Bank		105,566	104,000	2,401
00914A-AC-6	AIR LEASE CORP Corp Note Non Call 2.576% 06/03/21		05/24/2019	Wells Fargo		398,000	398,000	0
015271-AR-0	ALEXANDRIA REAL Corp Note Call MW 3.375% 08/15/31		07/24/2019	Sun Trust		961,701	950,000	928
02007R-AC-3	Ally Auto Receiv ALLYA 2019-3 A3 ABS 1.930% 05/15/24		09/10/2019	Barclays Group Inc.		1,949,945	1,950,000	0
025816-CB-3	AMERICAN EXPRESS Corp Note Call 3.000% 02/22/21		02/19/2019	Credit Suisse		699,300	700,000	0
025816-CG-2	AMERICAN EXPRESS Corp Note Call 2.500% 07/30/24		07/25/2019	RBC Capital Markets		1,594,848	1,600,000	0
026874-CY-1	AMER INTL GROUP Corp Note MW 4.125% 02/15/24		03/06/2019	Credit Suisse		3,064,590	3,000,000	7,906
031162-CQ-1	AMGEN INC Corp Note Call MW 3.200% 11/02/27		07/30/2019	Morgan Stanley		947,293	925,000	7,318
037833-AK-6	APPLE INC Corp Note MW 15BP 2.400% 05/03/23		07/30/2019	BNP Paribar Securities Corp		1,597,870	1,585,000	9,299
04685A-2D-2	ATHENE GLOBAL FU Corp Note Non Call Prv Plc 3.106% 04/20/20		02/22/2019	Stifel Nicolaus & Co.		604,224	600,000	2,276
053332-AX-0	AUTOZONE INC Corp Note Call MW 3.125% 04/18/24		04/04/2019	Merrill Lynch		1,570,448	1,575,000	0
05586V-AC-6	BMW Vehicle Leas BMWLT 2019-1 A3 ABS 2.840% 11/22/21		03/12/2019	CitiGroup		2,014,700	2,015,000	0
05588C-AC-6	BMW Vehicle Owne BMWOT 20109-A A3 ABS 1.920% 01/25/24		09/10/2019	Barclays Group Inc.		2,024,728	2,025,000	0
06051G-FT-1	BANK OF AMER CRP Corp Note Non Call 2.625% 10/19/20		03/13/2019	Various		414,492	416,000	4,429
06051G-HR-3	BANK OF AMER CRP Corp Note Call MW 3.458% 03/15/25		03/26/2019	BNP Paribar Securities Corp		1,567,779	1,550,000	1,936
06051G-HV-4	BANK OF AMER CRP Corp Note Call MW 3.194% 07/23/30		07/18/2019	Merrill Lynch		1,390,000	1,390,000	0
06405L-AB-7	BK OF NY MELLON Corp Note Call 2.180% 06/04/21		05/30/2019	Morgan Stanley		800,000	800,000	0
07330N-AT-2	BRANCH BKG & TR Corp Note Call 2.150% 12/06/24		12/03/2019	RBC Capital Markets		2,795,240	2,800,000	0
10373Q-AE-0	BP CAP MKTS AMER Corp Note Call 4.234% 11/06/28		07/24/2019	Deutsche Bank		639,400	575,000	5,410
110122-CB-2	BRISTOL-MYERS Corp Note Call MW Prv Plc 3.400% 07/26/29		07/26/2019	HSBC Securities Inc		966,329	925,000	6,465
12510F-AB-0	COG Receivables COG 2019-2 A2 ABS 2.110% 03/15/27		11/05/2019	JP Morgan Chase		2,849,713	2,850,000	0
125284-AA-7	COGB Commercial COGB 2019-MOB A CMBS Prv Plc 2.690% 11/15/36		11/12/2019	CitiGroup		1,480,000	1,480,000	0
126650-CJ-7	CVS HEALTH CORP Corp Note Call MW 2.800% 07/20/20		07/18/2019	Wells Fargo		385,221	384,000	60
126650-CV-0	CVS HEALTH CORP Corp Note Call MW 3.700% 03/09/23		07/30/2019	Jane Street Execution Services		1,626,361	1,575,000	22,986
133131-AX-0	CAMDEN PROP TRST Corp Note Call MW 3.150% 07/01/29		07/30/2019	Sun Trust		970,340	950,000	3,658
144141-DA-3	DUKE ENERGY PROG Corp Note Call MW 3.000% 09/15/21		09/24/2019	US Bank		97,873	96,000	88
14912L-SF-4	CATERPILLAR FINL Corp Note Non Call 2.850% 06/01/22		04/16/2019	Various		1,862,013	1,850,000	18,264
14913Q-2H-1	CATERPILLAR FINL Corp Note Non Call 2.124% 03/15/21		12/11/2019	Various		673,503	673,000	3,864
165183-BY-9	Chesapeake Fundi CFII 2019-1A A1 ABS Prv Plc 2.940% 04/15/31		03/20/2019	Merrill Lynch		2,264,407	2,264,743	0
172967-LZ-2	CITIGROUP INC Corp Note Call MW 4.044% 06/01/24		03/27/2019	ScotiaMcLeod Corporation		1,557,946	1,505,000	19,949
172967-ME-8	CITIGROUP INC Corp Note Call MW 3.980% 03/20/30		07/23/2019	CitiGroup		639,870	600,000	8,292
17325F-AN-8	CITIBANK NA Corp Note Call MW 3.050% 05/01/20		02/28/2019	Various		750,976	750,000	7,816
17325F-AS-7	CITIBANK NA Corp Note Call MW 3.650% 01/23/24		01/15/2019	CitiGroup		1,472,994	1,475,000	0
174610-AR-6	CITIZENS FIN GRP Corp Note MW 2.850% 07/27/26		07/22/2019	Barclays Group Inc.		948,081	950,000	0
198280-AD-1	COLUMBIA PIPELIN Corp Note Call MW 3.300% 06/01/20		03/06/2019	Cantor Fitzgerald		150,297	150,000	1,334
20030N-CR-0	COMCAST CORP Corp Note Call MW 3.700% 04/15/24		07/31/2019	Mitsubishi Bank LTD		952,515	900,000	9,898
200339-DW-6	COMERICA BANK Corp Note Non Call 2.500% 06/02/20		02/19/2019	Merrill Lynch		248,115	250,000	1,372
205887-CA-8	CONAGRA BRANDS Corp Note Call MW 4.300% 05/01/24		07/30/2019	Wachovia Bank		1,276,368	1,200,000	12,900
239851-DR-2	DAIMLER FINANCE Corp Note MW Prv Plc 3.400% 02/22/22		03/06/2019	JP Morgan Chase		3,100,651	3,100,000	4,684
24422E-UV-9	JOHN DEERE CAP Corp Note Non Call 2.300% 06/07/21		06/04/2019	CitiGroup		242,835	243,000	0
25389J-AU-0	DIGITAL REALTY Corp Note Call MW 3.600% 07/01/29		07/23/2019	Sun Trust		1,270,563	1,250,000	5,125
25466A-AQ-4	DISCOVER BANK Corp Note Call 2.450% 09/12/24		09/09/2019	CitiGroup		1,544,351	1,545,000	0
257375-AN-5	DOMINION ENERGY Corp Note Call MW 2.500% 11/15/24		11/18/2019	Mitsubishi Bank LTD		599,610	600,000	0
26442C-AY-0	DUKE ENERGY CAR Corp Note Call MW 2.450% 08/15/29		08/12/2019	Barclays Group Inc.		1,623,001	1,625,000	0
26875P-AP-6	EOG RESOURCES Corp Note Call MW 4.150% 01/15/26		07/30/2019	Merrill Lynch		261,886	240,000	443
29374A-AB-0	Enterprise Fleet EFF 2019-1 A2 ABS Prv Plc 2.980% 10/22/24		03/12/2019	Wachovia Bank		2,014,984	2,015,000	0
29374W-AB-2	Enterprise Fleet EFF 2019-3 A2 ABS Prv Plc 2.060% 05/20/25		10/22/2019	Mitsubishi Bank LTD		2,324,631	2,325,000	0



ANNUAL STATEMENT FOR THE YEAR 2019 OF THE UnitedHealthcare Plan of the River Valley, Inc.

SCHEDULE D - PART 3

Showing All Long-Term Bonds and Stocks ACQUIRED During Current Year

1	2	3	4	5	6	7	8	9
CUSIP Identification	Description	Foreign	Date Acquired	Name of Vendor	Number of Shares of Stock	Actual Cost	Par Value	Paid for Accrued Interest and Dividends
29379V-BV-4	ENTERPRISE PRODU Corp Note Call MW 3.125% 07/31/29		07/24/2019	Credit Suisse		979,485	975,000	1,523
29736R-AN-0	ESTEE LAUDER CO Corp Note Call MW 2.000% 12/01/24		11/19/2019	JP Morgan Chase		343,002	345,000	.0
30161N-AU-5	EXELON CORP Corp Note Call MW 3.400% 04/15/26		08/02/2019	Deutsche Bank		1,620,463	1,550,000	16,249
30231G-BB-7	EXXON MOBIL CORP Corp Note MW 1.902% 08/16/22		08/13/2019	Morgan Stanley		154,000	154,000	.0
31428X-BV-7	FEDEX CORP Corp Note Call 3.100% 08/05/29		07/22/2019	JP Morgan Chase		647,829	650,000	.0
31677Q-BK-4	FIFTH THIRD BANK Corp Note Call 2.200% 10/30/20		08/05/2019	Toronto Dominion Sec		200,334	200,000	1,186
31680Y-AB-3	Fifth Third Auto FITAT 2019-1 A2A ABS 2.660% 05/16/22		04/30/2019	Credit Suisse		2,556,983	2,557,124	.0
34528Q-GS-7	Ford Credit Floo FORDF 2019-1 A ABS 2.840% 03/15/24		04/02/2019	Barclays Group Inc.		1,749,749	1,750,000	.0
34530U-AA-9	Ford Credit Auto FORDR 2016-1 A ABS Prv Plc 2.310% 08/15/27		03/20/2019	Calyon Securities		1,482,891	1,500,000	674
34533F-AD-3	Ford Credit Auto FORDO 2019-A A3 ABS 2.780% 09/15/23		03/19/2019	JP Morgan Chase		3,644,387	3,645,000	.0
36257A-AD-3	GMALT 2019-2 A4 GMALT 2019-2 A3 ABS 2.670% 03/21/22		04/30/2019	JP Morgan Chase		2,004,931	2,005,000	.0
36955Q-BE-7	GENERAL DYNAMICS Corp Note MW 3.000% 05/11/21		06/11/2019	Wells Fargo		294,894	291,000	776
369604-BD-4	GEN ELECTRIC CO Corp Note MW 2.700% 10/09/22		03/06/2019	BNP Paribar Securities Corp		3,043,814	3,150,000	35,201
38141G-WZ-3	GOLDMAN SACHS GP Corp Note Call MW 4.223% 05/01/29		07/22/2019	Goldman Sachs		1,929,942	1,800,000	17,525
40428H-PV-8	HSBC USA INC Corp Note Non Call 2.750% 08/07/20		02/27/2019	Various		230,334	231,000	424
43814W-AB-1	Honda Auto Recei HAROT 2019-1 A2 ABS 2.750% 09/20/21		02/19/2019	Merrill Lynch		2,586,089	2,586,256	.0
44891J-AB-4	Hyundai Auto Rec HART 2019-B A2 ABS 1.930% 07/15/22		10/29/2019	RBC Capital Markets		2,299,858	2,300,000	.0
448969-AB-1	HALST 2019-A A2 HALST 2019-A A2 ABS 2.920% 07/15/21		02/12/2019	CitiGroup		1,715,388	1,715,412	.0
45814Q-AW-0	INTEL CORP Corp Note Call MW 1.700% 05/19/21		07/15/2019	Merrill Lynch		322,647	325,000	890
46647P-AX-4	JPMORGAN CHASE Corp Note Call MW 4.452% 12/05/29		03/06/2019	Deutsche Bank		3,089,063	2,950,000	33,928
46849L-SP-7	JACKSON NAT LIFE Corp Note Non Call Prv Plc 2.250% 04/29/21		04/17/2019	FBS Securities		289,698	293,000	3,168
46849L-TE-1	JACKSON NAT LIFE Corp Note Non Call Prv Plc 3.300% 02/01/22		01/29/2019	Morgan Stanley		1,873,294	1,875,000	.0
49271V-AG-5	KEURIG DR PEPPER Corp Note Call MW 4.057% 05/25/23		07/18/2019	Various		1,602,317	1,525,000	9,504
49326E-ED-1	KEYCORP Corp Note Non Call 5.100% 03/24/21		03/18/2019	Merrill Lynch		176,044	169,000	4,214
49456B-AF-8	KINDER MORGAN Corp Note Call MW 4.300% 06/01/25		04/03/2019	Merrill Lynch		626,058	600,000	8,887
534187-BJ-7	LINCOLN NATL CRP Corp Note Call MW 3.050% 01/15/30		08/12/2019	Wachovia Bank		973,986	975,000	.0
55336V-AG-5	MPLX LP Corp Note Call MW 4.875% 12/01/24		07/25/2019	JP Morgan Chase		1,308,828	1,200,000	9,425
55336V-BG-4	MPLX LP Corp Note Call 2.785% 09/09/21		09/04/2019	CitiGroup		80,000	80,000	.0
565849-AP-1	MARATHON OIL COR Corp Note Call 4.400% 07/15/27		07/24/2019	Barclays Group Inc.		977,790	925,000	1,244
571748-BF-8	MARSH & MCLENNAN Corp Note Call MW 3.875% 03/15/24		07/30/2019	Wachovia Bank		1,272,720	1,200,000	25,317
571748-BG-6	MARSH & MCLENNAN Corp Note Call MW 4.375% 03/15/29		03/06/2019	Wachovia Bank		1,836,930	1,775,000	11,433
57629W-CF-5	MASSMUTUAL GLBL Corp Note Non Call Prv Plc 1.950% 09/22/20		02/26/2019	Market Axess		344,813	350,000	2,958
57629W-CH-1	MASSMUTUAL GLBL Corp Note Non Call Prv Plc 3.400% 03/08/26		03/05/2019	JP Morgan Chase		1,846,226	1,850,000	.0
58772T-AC-4	Mercedes-Benz Au MBALT 2019-A A3 ABS 3.100% 11/15/21		01/23/2019	Bank of New York		2,399,930	2,400,000	.0
59217G-CT-4	MET LIFE GLOB Corp Note Non Call Prv Plc 3.600% 01/11/24		03/06/2019	Wachovia Bank		3,053,460	3,000,000	17,100
60700F-AC-7	MMAF Equipment F MMAF 2019-A A2 ABS Prv Plc 2.840% 01/10/22		03/19/2019	JP Morgan Chase		4,032,837	4,033,379	.0
617446-7P-8	MORGAN STANLEY Corp Note MW 45BP 5.500% 07/24/20		05/13/2019	Morgan Stanley		515,990	500,000	8,479
617446-8G-7	MORGAN STANLEY Corp Note Call MW 4.431% 01/23/30		03/06/2019	Morgan Stanley		3,050,330	2,950,000	16,339
61761J-B3-2	MORGAN STANLEY Corp Note Non Call 2.800% 06/16/20		03/01/2019	US Bank		200,548	201,000	1,235
64952W-DE-0	NEW YORK LIFE GL Corp Note Non Call Prv Plc 2.216% 01/28/21		01/29/2019	Morgan Stanley		95,000	95,000	.0
64952W-DK-6	NEW YORK LIFE GL Corp Note Non Call Prv Plc 2.246% 01/21/22		10/15/2019	Merrill Lynch		390,000	390,000	.0
65339K-AS-9	NEXTERA ENERGY Corp Note Non Call 2.403% 09/01/21		08/05/2019	Goldman Sachs		173,424	173,000	.0
65473Q-BE-2	NI-CALLO7/18 Corp Note Call 3.490% 05/15/27		04/05/2019	Merrill Lynch		1,558,177	1,565,000	21,847
655844-BZ-0	NORFOLK SOUTHERN Corp Note Call MW 3.800% 08/01/28		07/29/2019	Goldman Sachs		649,638	600,000	11,400
67103H-AH-0	O'REILLY AUTOMOT Corp Note Call MW 3.900% 06/01/29		07/26/2019	Various		1,913,531	1,875,000	4,740
693475-AW-5	PNC FINANCIAL Corp Note Call 3.450% 04/23/29		12/03/2019	Toronto Dominion Sec		1,422,176	1,325,000	5,333
693475-AX-3	PNC FINANCIAL Corp Note Call 2.600% 07/23/26		07/18/2019	JP Morgan Chase		1,197,708	1,200,000	.0
69353R-FC-7	PNC BANK NA Corp Note Call 2.000% 05/19/20		01/14/2019	Toronto Dominion Sec		246,483	250,000	792
69353R-FM-5	PNC BANK NA Corp Note Call 2.237% 03/12/21		03/05/2019	PNC Bank		250,000	250,000	.0
713448-DX-3	PEPSICO INC Corp Note Call MW 2.000% 04/15/21		07/15/2019	Goldman Sachs		974,795	977,000	4,994
74153W-CG-2	PRICOA GLOB FUND Corp Note Non Call Prv Plc 2.550% 11/24/20		02/19/2019	Wachovia Bank		595,194	600,000	3,698
74256L-BE-8	PRINCIPAL LIFE II Corp Note Non Call Prv Plc 2.236% 03/02/21		03/04/2019	Merrill Lynch		330,000	330,000	.0
74456Q-BY-1	PUBLIC SERVICE Corp Note Call MW 3.200% 05/15/29		05/06/2019	Mizuho Investor Sec Co		1,294,917	1,300,000	.0
756109-AW-4	REALTY INCOME Corp Note Call MW 3.250% 06/15/29		07/24/2019	Sun Trust		639,769	625,000	2,088
75884R-AV-5	REGENCY CENTERS Corp Note Call MW 3.600% 02/01/27		07/23/2019	Wachovia Bank		960,261	925,000	16,095
78355H-KA-6	RYDER SYSTEM INC Corp Note Call MW 2.875% 09/01/20		02/13/2019	US Bank		157,406	158,000	2,069
80285H-AC-4	Santander Drive SDART 2019-1 A2B ABS 2.010% 01/18/22		02/12/2019	Wachovia Bank		209,341	209,341	.0
842587-CV-7	SOUTHERN CO Corp Note Call MW 3.250% 07/01/26		07/25/2019	Jefferies and Company		1,615,432	1,585,000	4,007
87875U-AK-8	TECO FINANCE Corp Note MW 25BP 5.150% 03/15/20		02/28/2019	Wells Fargo		41,853	41,000	991
89236T-GP-4	TOYOTA MTR CRED Corp Note Non Call 1.920% 10/23/20		10/17/2019	Morgan Stanley		616,000	616,000	.0
90331H-NT-6	US BANK NA OHIO Corp Note Call 2.185% 05/21/21		05/29/2019	Wells Fargo		670,274	670,000	523
907818-FB-9	UNION PAC CORP Corp Note Call MW 3.700% 03/01/29		03/06/2019	JP Morgan Chase		1,848,576	1,850,000	3,613
92277G-AN-7	VENTAS REALTY LP Corp Note Call MW 4.400% 01/15/29		03/26/2019	US Bank		932,912	895,000	7,985
92343V-ES-9	VERIZON COMM INC Corp Note Call MW 3.875% 02/08/29		03/06/2019	CitiGroup		3,053,172	3,050,000	9,849
927804-GB-4	VIRGINIA EL&PWR Corp Note Call MW 2.875% 07/15/29		07/08/2019	Merrill Lynch		649,773	650,000	.0



ANNUAL STATEMENT FOR THE YEAR 2019 OF THE UnitedHealthcare Plan of the River Valley, Inc.

SCHEDULE D - PART 3

Showing All Long-Term Bonds and Stocks ACQUIRED During Current Year

1	2	3	4	5	6	7	8	9
CUSIP Identification	Description	Foreign	Date Acquired	Name of Vendor	Number of Shares of Stock	Actual Cost	Par Value	Paid for Accrued Interest and Dividends
92826C-AB-8	VISA INC Corp Note Call MW 2.200% 12/14/20		07/01/2019	Various		858,374	857,000	731
928668-AW-2	VOLKSWAGEN GRP Corp Note Non Call Prv Plc 2.795% 09/24/21		09/19/2019	Merrill Lynch		259,000	259,000	.0
931142-EF-6	WALMART INC Corp Note Non Call 1.968% 06/23/20		03/19/2019	Mizuho Investor Sec Co		980,167	980,000	6,782
949746-RS-2	WELLS FARGO CO Corp Note Non Call 2.500% 03/04/21		03/19/2019	Various		813,512	820,000	968
94974B-FC-9	WELLS FARGO CO Corp Note Non Call 3.500% 03/08/22		03/27/2019	Wachovia Bank		1,886,236	1,845,000	3,767
98162V-AD-1	World Omni Auto WORAT 2019-B A3 ABS 2.590% 07/15/24		05/07/2019	Wachovia Bank		2,749,935	2,750,000	.0
98162Y-AB-9	WORLD OMNI AUTO REC WOART 2019-A A2 ABS 3.020% 04/15/22		01/23/2019	Merrill Lynch		1,595,170	1,595,185	.0
064159-MK-9	BANK NOVA SCOTIA Corp Note Non Call 3.400% 02/11/24	A	03/26/2019	Harris Nesbitt Corp		1,871,740	1,840,000	8,168
78013X-ZU-5	ROYAL BK CANADA Corp Note Non Call 2.550% 07/16/24	A	07/09/2019	RBC Capital Markets		1,946,646	1,950,000	.0
89114Q-CA-4	TORONTO DOM BANK Corp Note Non Call 2.650% 06/12/24	A	07/30/2019	Morgan Stanley		1,613,872	1,600,000	5,771
01609W-AT-9	ALIBABA GROUP Corp Note Call MW 3.400% 12/06/27	D	03/06/2019	Goldman Sachs		3,082,272	3,200,000	27,804
05971K-AD-1	BANCO SANTANDER Corp Note Non Call 2.706% 06/27/24	D	06/20/2019	Merrill Lynch		1,400,000	1,400,000	.0
456837-AP-8	ING GROEP NV Corp Note Non Call 3.550% 04/09/24	D	04/02/2019	CitiGroup		1,248,125	1,250,000	.0
456873-AD-0	INGERSOLL-RAND Corp Note Call MW 3.800% 03/21/29	D	07/29/2019	US Bank		978,632	925,000	12,693
68784Y-AD-6	OSCAR US Funding OSCAR 2019-1A A3 ABS Prv Plc 3.180% 05/10/23	D	03/12/2019	Mizuho Investor Sec Co		3,099,924	3,100,000	.0
3899999. Subtotal - Bonds - Industrial and Miscellaneous (Unaffiliated)						171,952,779	170,386,440	645,155
8399997. Total - Bonds - Part 3						306,576,262	299,420,348	910,291
8399998. Total - Bonds - Part 5						58,964,758	57,996,348	182,203
8399999. Total - Bonds						365,541,020	357,416,696	1,092,494
8999997. Total - Preferred Stocks - Part 3						0	XXX	0
8999998. Total - Preferred Stocks - Part 5						0	XXX	0
8999999. Total - Preferred Stocks						0	XXX	0
9799997. Total - Common Stocks - Part 3						0	XXX	0
9799998. Total - Common Stocks - Part 5						0	XXX	0
9799999. Total - Common Stocks						0	XXX	0
9899999. Total - Preferred and Common Stocks						0	XXX	0
9999999 - Totals						365,541,020	XXX	1,092,494



ANNUAL STATEMENT FOR THE YEAR 2019 OF THE UnitedHealthcare Plan of the River Valley, Inc.

SCHEDULE D - PART 4

Showing All Long-Term Bonds and Stocks SOLD, REDEEMED or Otherwise DISPOSED OF During Current Year

1	2	3	4	5	6	7	8	9	10	Change In Book/Adjusted Carrying Value					16	17	18	19	20	21
										11	12	13	14	15						
CUSIP Identification	Description	Foreign	Disposal Date	Name of Purchaser	Number of Shares of Stock	Consideration	Par Value	Actual Cost	Prior Year Book/ Adjusted Carrying Value	Unrealized Valuation Increase/ Decrease	Current Year's (Amortization)/ Accretion	Current Year's Other-Than-Temporary Impairment Recognized	Total Change in Book/ Adjusted Carrying Value (11+12-13)	Total Foreign Exchange Change in Book/ Adjusted Carrying Value	Book/ Adjusted Carrying Value at Disposal Date	Foreign Exchange Gain (Loss) on Disposal	Realized Gain (Loss) on Disposal	Total Gain (Loss) on Disposal	Bond Interest/ Stock Dividends Received During Year	Stated Contractual Maturity Date
36220N-VU-8	GNMA Pool 283327 MBS 9.000% 12/15/19		05/01/2019	Paydown		120	120	120	120	0	0	0	0	0	120	0	0	0	3	12/15/2019
912828-2B-5	US Treasury Note 0.750% 08/15/19		08/15/2019	Maturity		800,000	800,000	785,969	791,559	0	8,441	0	8,441	0	800,000	0	0	0	6,000	08/15/2019
912828-2G-4	US Treasury Note 0.875% 09/15/19		09/15/2019	Maturity		1,200,000	1,200,000	1,179,250	1,186,617	0	13,383	0	13,383	0	1,200,000	0	0	0	10,500	09/15/2019
912828-2R-0	US Treasury Note 2.250% 08/15/27		09/19/2019	Morgan Stanley		2,512,812	2,425,000	2,451,997	2,448,801	0	(1,905)	0	(1,905)	0	2,446,896	0	65,915	65,915	59,900	08/15/2027
912828-3F-5	US Treasury Note 2.250% 11/15/27		09/24/2019	Goldman Sachs		2,905,579	2,770,000	2,689,381	2,696,180	0	5,453	0	5,453	0	2,701,633	0	203,946	203,946	53,688	11/15/2027
912828-3N-8	US Treasury Note 1.875% 12/31/19		12/31/2019	Maturity		800,000	800,000	792,125	792,999	0	7,001	0	7,001	0	800,000	0	0	0	15,000	12/31/2019
912828-3W-8	US Treasury Note 2.750% 02/15/28		09/24/2019	Goldman Sachs		10,594,298	9,730,000	9,543,713	9,555,177	0	12,381	0	12,381	0	9,567,559	0	1,026,739	1,026,739	297,386	02/15/2028
912828-4N-7	US Treasury Note 2.875% 05/15/28		09/06/2019	Merrill Lynch		2,661,450	2,410,000	2,392,113	2,392,837	0	1,106	0	1,106	0	2,393,943	0	267,506	267,506	56,673	05/15/2028
912828-4V-9	US Treasury Note 2.875% 08/15/28		09/24/2019	Goldman Sachs		2,701,221	2,450,000	2,408,752	2,409,929	0	2,529	0	2,529	0	2,412,458	0	288,763	288,763	78,285	08/15/2028
912828-D2-3	US Treasury Note 1.625% 04/30/19		04/30/2019	Maturity		1,200,000	1,200,000	1,195,141	1,198,734	0	1,266	0	1,266	0	1,200,000	0	0	0	9,750	04/30/2019
912828-D8-0	US Treasury Note 1.625% 08/31/19		08/31/2019	Maturity		800,000	800,000	792,688	795,339	0	4,661	0	4,661	0	800,000	0	0	0	13,000	08/31/2019
912828-N6-3	US Treasury Note 1.125% 01/15/19		01/15/2019	Maturity		1,600,000	1,600,000	1,591,063	1,599,706	0	294	0	294	0	1,600,000	0	0	0	9,000	01/15/2019
912828-N8-9	US Treasury Note 1.375% 01/31/21		08/12/2019	CitiGroup		15,650,706	15,725,000	15,942,447	15,817,553	0	(26,729)	0	(26,729)	0	15,790,824	0	(140,118)	(140,118)	221,522	01/31/2021
912828-P8-5	US Treasury Note 0.875% 06/15/19		06/15/2019	Maturity		500,000	500,000	492,070	496,763	0	3,237	0	3,237	0	500,000	0	0	0	2,188	06/15/2019
912828-S2-7	US Treasury Note 1.125% 06/30/21		03/25/2019	Barclays Group Inc.		10,463,007	10,730,000	10,781,554	10,756,078	0	(2,398)	0	(2,398)	0	10,753,680	0	(290,673)	(290,673)	28,344	06/30/2021
912828-S7-6	US Treasury Note 1.125% 07/31/21		08/12/2019	Morgan Stanley		5,251,969	5,300,000	5,319,668	5,310,311	0	(2,438)	0	(2,438)	0	5,307,872	0	(55,904)	(55,904)	61,731	07/31/2021
912828-T5-9	US Treasury Note 1.000% 10/15/19		10/15/2019	Maturity		1,200,000	1,200,000	1,180,016	1,185,699	0	14,301	0	14,301	0	1,200,000	0	0	0	12,000	10/15/2019
912828-U3-2	US Treasury Note 1.000% 11/15/19		11/15/2019	Maturity		1,410,000	1,410,000	1,384,224	1,389,848	0	20,152	0	20,152	0	1,410,000	0	0	0	14,100	11/15/2019
912828-W3-0	US Treasury Note 1.125% 02/28/19		02/28/2019	Maturity		2,350,000	2,350,000	2,332,008	2,347,583	0	2,417	0	2,417	0	2,350,000	0	0	0	13,219	02/28/2019
912828-W9-7	US Treasury Note 1.250% 03/31/19		03/31/2019	Maturity		1,200,000	1,200,000	1,189,922	1,197,862	0	2,138	0	2,138	0	1,200,000	0	0	0	7,500	03/31/2019
912828-XS-4	US Treasury Note 1.250% 05/31/19		05/31/2019	Maturity		1,600,000	1,600,000	1,581,938	1,593,101	0	6,899	0	6,899	0	1,600,000	0	0	0	10,000	05/31/2019
0599999	Subtotal - Bonds - U.S. Governments					67,401,162	66,200,120	66,026,159	65,962,796	0	72,189	0	72,189	0	66,034,985	0	1,366,174	1,366,174	979,789	XXX
13063C-4L-1	CALIFORNIA ST GO Non Call 5.000% 08/01/24		07/22/2019	Wachovia Bank		5,057,245	4,250,000	5,095,453	4,876,708	0	(59,684)	0	(59,684)	0	4,817,025	0	240,220	240,220	208,368	08/01/2024
13063C-YA-2	CALIFORNIA ST GO Non Call 5.000% 09/01/21		07/18/2019	Stifel Nicolaus & Co.		1,353,238	1,250,000	1,486,000	1,361,007	0	(22,612)	0	(22,612)	0	1,338,396	0	14,842	14,842	55,729	09/01/2021
574193-PC-6	MARYLAND ST GO Non Call 5.000% 08/01/24		07/24/2019	Jefferies and Company		1,186,260	1,000,000	1,191,230	1,161,761	0	(15,657)	0	(15,657)	0	1,146,105	0	40,155	40,155	49,306	08/01/2024
1799999	Subtotal - Bonds - U.S. States, Territories and Possessions					7,596,743	6,500,000	7,772,683	7,399,476	0	(97,953)	0	(97,953)	0	7,301,526	0	295,217	295,217	313,403	XXX
346604-HS-3	FORSYTH CNTY GA GO Non Call 5.000% 02/01/24		07/31/2019	Hutchinson Shockey & Erly		1,493,089	1,275,000	1,585,004	1,452,358	0	(19,425)	0	(19,425)	0	1,432,934	0	60,155	60,155	63,750	02/01/2024
613340-5V-6	MONTGOMERY CNTY GO Non Call 5.000% 12/01/23		07/24/2019	Merrill Lynch		4,072,145	3,500,000	4,124,785	3,950,593	0	(49,377)	0	(49,377)	0	3,901,216	0	170,929	170,929	114,236	12/01/2023
64966M-AQ-2	NEW YORK NY GO Non Call 5.000% 08/01/22		07/19/2019	Morgan Stanley		5,573,300	5,000,000	6,046,750	5,621,358	0	(94,873)	0	(94,873)	0	5,526,485	0	46,815	46,815	244,444	08/01/2022
64966M-AR-0	NEW YORK NY GO Non Call 5.000% 08/01/23		07/30/2019	CitiGroup		5,755,100	5,000,000	6,166,500	5,762,732	0	(93,766)	0	(93,766)	0	5,668,967	0	86,133	86,133	250,000	08/01/2023
64966M-EK-1	NEW YORK NY GO Non Call 5.000% 08/01/21		07/31/2019	Wachovia Bank		2,020,800	1,875,000	2,152,838	2,030,764	0	(34,607)	0	(34,607)	0	1,996,157	0	24,644	24,644	93,750	08/01/2021
969887-4U-9	WILLIAMSON CNTY GO Non Call 5.000% 02/15/21		07/31/2019	Hutchinson Shockey & Erly		2,070,892	1,955,000	2,162,543	2,094,437	0	(37,876)	0	(37,876)	0	2,056,561	0	14,331	14,331	93,949	02/15/2021
2499999	Subtotal - Bonds - U.S. Political Subdivisions of States, Territories and Possessions					20,985,326	18,605,000	22,238,420	20,912,242	0	(329,924)	0	(329,924)	0	20,582,320	0	403,007	403,007	860,129	XXX
047870-MR-8	ATLANTA GA WTR & Rev Bond Non Call 5.000% 11/01/23		07/24/2019	Jefferies and Company		3,480,810	3,000,000	3,652,050	3,380,078	0	(42,407)	0	(42,407)	0	3,337,670	0	143,140	143,140	110,417	11/01/2023
3128PC-2X-9	FHLIC Pool J01690 MBS 5.500% 04/01/21		12/01/2019	Paydown		6,498	6,498	6,496	6,488	0	10	0	10	0	6,498	0	0	0	202	04/01/2021
3128PE-4K-1	FHLIC Pool J03526 MBS 6.000% 10/01/21		12/01/2019	Paydown		22,157	22,157	22,524	22,264	0	(107)	0	(107)	0	22,157	0	0	0	723	10/01/2021
3128PE-4P-0	FHLIC Pool J03530 MBS 6.000% 10/01/21		12/01/2019	Paydown		7,833	7,833	7,943	7,863	0	(30)	0	(30)	0	7,833	0	0	0	257	10/01/2021
3128PL-PR-7	FHLIC Pool J08532 MBS 5.500% 08/01/23		12/01/2019	Paydown		74,854	74,854	75,696	75,209	0	(355)	0	(355)	0	74,854	0	0	0	2,301	08/01/2023
3128PU-WF-5	FHLIC Pool J15146 MBS 4.500% 04/01/26		12/01/2019	Paydown		7,406	7,406	7,873	7,693	0	(287)	0	(287)	0	7,406	0	0	0	182	04/01/2026
3128PV-AA-2	FHLIC Pool J15427 MBS 4.500% 05/01/26		12/01/2019	Paydown		52,817	52,817	56,168	54,902	0	(2,085)	0	(2,085)	0	52,817	0	1,098	1,098	1,098	05/01/2026
3128PV-F3-9	FHLIC Pool J15586 MBS 4.500% 06/01/26		12/01/2019	Paydown		27,093	27,093	28,803	28,161	0	(1,068)	0	(1,068)	0	27,093	0	0	0	679	06/01/2026
	FHLIC FHR 1105 CIs EZ RMBS 7.950%																			
312906-FZ-8	07/01/21		05/01/2019	Northern Trust		0	36,343	36,536	36,233	0	(9)	0	(9)	0	36,224	0	(36,224)	(36,224)	0	07/01/2021
312926-2P-2	FHLIC Pool A80782 MBS 6.000% 08/01/38		12/01/2019	Paydown		2,213	2,213	2,254	2,249	0	(36)	0	(36)	0	2,213	0	0	0	73	08/01/2038
31292L-YA-7	FHLIC Pool C04305 MBS 3.000% 11/01/42		12/01/2019	Paydown		49,903	49,903	52,039	51,811	0	(1,908)	0	(1,908)	0	49,903	0	0	0	878	11/01/2042
312972-LE-0	FHLIC Pool B19325 MBS 5.000% 05/01/20		12/01/2019	Paydown		7,869	7,869	7,710	7,823	0	46	0	46	0	7,869	0	0	0	197	05/01/2020
3130A8-OS-5	FHLB Note Non Call 1.125% 07/14/21		09/12/2019	Morgan Stanley		5,041,595	5,100,000	5,090,738	5,095,186	0	1,317	0	1,317	0	5,096,504	0	(54,909)	(54,909)	66,778	07/14/2021
3130AC-M9-2	FHLB Note Non Call 1.500% 10/21/19		10/21/2019	Maturity		335,000	335,000	334,407	334,763	0	237	0	237	0	335,000	0	0	0	5,025	10/21/2019
3132CF-JS-7	FHLIC Pool Q02073 MBS 4.500% 07/01/41		12/01/2019	Paydown		208,055	208,055	225,187	224,673	0	(16,619)	0	(16,619)	0	208,055	0	0	0	5,861	07/01/2041
3132GV-JF-0	FHLIC Pool Q09862 MBS 3.500% 08/01/42		12/01/2019	Paydown		7,287	7,287	7,789	7,735	0	(447)	0	(447)	0	7,287	0	0	0	140	08/01/2042
3132HQ-DB-5	FHLIC Pool Q13698 MBS 3.000% 12/01/42		12/01/2019	Paydown		111,580	111,580	116,846	116,298	0	(4,718)	0	(4,718)	0	111,580	0	0	0	2,110	12/01/2042



ANNUAL STATEMENT FOR THE YEAR 2019 OF THE UnitedHealthcare Plan of the River Valley, Inc.

SCHEDULE D - PART 4

Showing All Long-Term Bonds and Stocks SOLD, REDEEMED or Otherwise DISPOSED OF During Current Year

1	2	3	4	5	6	7	8	9	10	Change In Book/Adjusted Carrying Value					16	17	18	19	20	21
										11	12	13	14	15						
CUSIP Identi- fication	Description	For- eign	Disposal Date	Name of Purchaser	Number of Shares of Stock	Con- sideration	Par Value	Actual Cost	Prior Year Book/ Adjusted Carrying Value	Unrealized Valuation Increase/ Decrease	Current Year's (Amor- tization)/ Accretion	Current Year's Other- Than- Temporary Impairment Recognized	Total Change in Book/ Adjusted Carrying Value (11+12-13)	Total Foreign Exchange Change in Book/ Adjusted Carrying Value	Book/ Adjusted Carrying Value at Disposal Date	Foreign Exchange Gain (Loss) on Disposal	Realized Gain (Loss) on Disposal	Total Gain (Loss) on Disposal	Bond Interest/ Stock Dividends Received During Year	Stated Con- tractual Maturity Date
3132HQ-MA-1	FHLNC Pool Q13979 MBS 3.000% 12/01/42		12/01/2019	Paydown		104,427	104,427	109,322	108,801	0	(4,374)	0	(4,374)	0	104,427	0	0	0	2,758	12/01/2042
3132JA-PW-9	FHLNC Pool Q19036 MBS 3.500% 06/01/43		12/01/2019	Paydown		58,125	58,125	60,250	60,126	0	(2,001)	0	(2,001)	0	58,125	0	0	0	1,147	06/01/2043
3132MA-VC-2	FHLNC Pool Q29911 MBS 3.500% 11/01/44		12/01/2019	Paydown		149,743	149,743	157,558	157,066	0	(7,323)	0	(7,323)	0	149,743	0	0	0	3,040	11/01/2044
3132QL-BR-3	FHLNC Pool Q30047 MBS 3.500% 11/01/44		12/01/2019	Paydown		81,007	81,007	83,867	83,719	0	(2,713)	0	(2,713)	0	81,007	0	0	0	2,074	11/01/2044
3132QM-GF-3	FHLNC Pool Q31769 MBS 4.000% 03/01/45		12/01/2019	Paydown		78,211	78,211	83,135	82,902	0	(4,691)	0	(4,691)	0	78,211	0	0	0	2,170	03/01/2045
3132QN-XX-2	FHLNC Pool Q32493 MBS 4.000% 04/01/45		12/01/2019	Paydown		153,419	153,419	162,960	162,537	0	(9,118)	0	(9,118)	0	153,419	0	0	0	2,142	04/01/2045
3135G0-Q2-2	FNMA Note Non Call 1.875% 09/24/26		09/06/2019	Morgan Stanley		5,633,119	5,535,000	5,235,335	5,281,501	0	20,478	0	20,478	0	5,301,979	0	331,140	331,140	99,457	09/24/2026
3136AN-GF-8	FNMA FNR 2015-22 HT RMBS 3.000% 04/25/45		12/01/2019	Paydown		72,517	72,517	75,497	74,299	0	(1,782)	0	(1,782)	0	72,517	0	0	0	1,193	04/25/2045
3137BP-VM-8	FHLNC FHMS K152 A1 CMBS 2.830% 05/25/30		12/01/2019	Paydown		99,256	99,256	101,235	100,656	0	(1,400)	0	(1,400)	0	99,256	0	0	0	1,386	05/25/2030
3138A2-B0-1	FNMA Pool AH0946 MBS 4.000% 12/01/40		12/01/2019	Paydown		22,787	22,787	23,951	23,838	0	(1,051)	0	(1,051)	0	22,787	0	0	0	550	12/01/2040
3138AP-DP-0	FNMA Pool AI9109 MBS 4.000% 05/01/42		12/01/2019	Paydown		74,814	74,814	80,741	80,131	0	(5,317)	0	(5,317)	0	74,814	0	0	0	1,268	05/01/2042
3138AT-CX-6	FNMA Pool AJ1885 MBS 3.000% 03/01/42		12/01/2019	Paydown		685	685	726	721	0	(36)	0	(36)	0	685	0	0	0	9	03/01/2042
3138AW-EN-9	FNMA Pool AJ4640 MBS 4.000% 10/01/41		12/01/2019	Paydown		27,074	27,074	28,575	28,435	0	(1,362)	0	(1,362)	0	27,074	0	0	0	772	10/01/2041
3138E9-YH-7	FNMA Pool AK5211 MBS 3.000% 04/01/27		12/01/2019	Paydown		303,161	303,161	318,840	313,370	0	(10,209)	0	(10,209)	0	303,161	0	0	0	4,739	04/01/2027
3138EE-7J-2	FNMA Pool AK9896 MBS 3.500% 07/01/42		12/01/2019	Paydown		25,089	25,089	26,771	26,585	0	(1,496)	0	(1,496)	0	25,089	0	0	0	477	07/01/2042
3138EN-LE-7	FNMA Pool AL5724 MBS 4.500% 10/01/44		12/01/2019	Paydown		152,580	152,580	165,979	165,419	0	(12,839)	0	(12,839)	0	152,580	0	0	0	3,697	10/01/2044
3138EN-QA-0	FNMA Pool AI5848 MBS 4.000% 09/01/44		12/01/2019	Paydown		215,603	215,603	221,313	221,249	0	(5,645)	0	(5,645)	0	215,603	0	0	0	4,609	09/01/2044
3138EQ-K8-4	FNMA Pool AL7518 MBS 3.500% 10/01/45		12/01/2019	Paydown		91,970	91,970	98,121	97,878	0	(5,908)	0	(5,908)	0	91,970	0	0	0	1,770	10/01/2045
3138ER-FX-3	FNMA Pool AL9181 MBS 3.000% 10/01/46		12/01/2019	Paydown		298,604	298,604	309,382	308,933	0	(10,329)	0	(10,329)	0	298,604	0	0	0	5,069	10/01/2046
3138M4-E3-2	FNMA Pool AP1053 MBS 3.500% 07/01/42		12/01/2019	Paydown		85,219	85,219	90,945	90,315	0	(5,096)	0	(5,096)	0	85,219	0	0	0	1,486	07/01/2042
3138M4-TC-6	FNMA Pool AP1446 MBS 3.500% 08/01/42		12/01/2019	Paydown		36,830	36,830	39,403	39,123	0	(2,293)	0	(2,293)	0	36,830	0	0	0	782	08/01/2042
3138M7-6J-9	FNMA Pool AP4472 MBS 3.500% 08/01/42		12/01/2019	Paydown		3,179	3,179	3,391	3,368	0	(190)	0	(190)	0	3,179	0	0	0	61	08/01/2042
3138M9-3C-3	FNMA Pool AP6194 MBS 3.500% 08/01/42		12/01/2019	Paydown		8,406	8,406	9,015	8,948	0	(542)	0	(542)	0	8,406	0	0	0	160	08/01/2042
3138M9-VP-3	FNMA Pool AP6021 MBS 3.000% 04/01/43		12/01/2019	Paydown		261,462	261,462	267,917	267,403	0	(5,941)	0	(5,941)	0	261,462	0	0	0	5,179	04/01/2043
3138MK-VC-7	FNMA Pool AQ4210 MBS 3.000% 11/01/42		12/01/2019	Paydown		270,948	270,948	285,427	283,833	0	(12,885)	0	(12,885)	0	270,948	0	0	0	2,957	11/01/2042
3138MS-AA-1	FNMA Pool AQ9926 MBS 3.000% 12/01/42		12/01/2019	Paydown		60,476	60,476	63,604	63,271	0	(2,795)	0	(2,795)	0	60,476	0	0	0	828	12/01/2042
3138NW-XS-3	FNMA Pool AR0688 MBS 3.000% 12/01/42		12/01/2019	Paydown		7,304	7,304	7,668	7,628	0	(324)	0	(324)	0	7,304	0	0	0	112	12/01/2042
3138WC-F3-2	FNMA Pool AS2885 MBS 3.500% 07/01/44		12/01/2019	Paydown		93,546	93,546	95,884	95,709	0	(2,164)	0	(2,164)	0	93,546	0	0	0	1,662	07/01/2044
3138WG-YP-3	FNMA Pool AS7017 MBS 3.500% 04/01/46		12/01/2019	Paydown		139,081	139,081	146,774	146,406	0	(7,324)	0	(7,324)	0	139,081	0	0	0	3,126	04/01/2046
3138WK-3E-3	FNMA Pool AS9796 MBS 3.500% 06/01/47		12/01/2019	Paydown		181,735	181,735	180,968	180,971	0	764	0	764	0	181,735	0	0	0	4,128	06/01/2047
3138X9-WS-4	FNMA Pool AU9656 MBS 4.500% 09/01/43		12/01/2019	Paydown		45,579	45,579	49,438	49,267	0	(3,688)	0	(3,688)	0	45,579	0	0	0	1,412	09/01/2043
3138XE-TZ-1	FNMA Pool AV3267 MBS 5.000% 12/01/43		12/01/2019	Paydown		214,355	214,355	240,179	238,984	0	(24,629)	0	(24,629)	0	214,355	0	0	0	10,179	12/01/2043
3138Y7-D9-0	FNMA Pool AX5527 MBS 3.500% 06/01/46		12/01/2019	Paydown		15,562	15,562	16,566	16,524	0	(962)	0	(962)	0	15,562	0	0	0	296	06/01/2046
3138YA-FD-2	FNMA Pool AX8263 MBS 4.000% 12/01/44		12/01/2019	Paydown		120,009	120,009	127,809	127,449	0	(7,440)	0	(7,440)	0	120,009	0	0	0	2,298	12/01/2044
3138YB-DG-5	FNMA Pool AX9102 MBS 4.500% 11/01/44		12/01/2019	Paydown		177,922	177,922	193,712	192,912	0	(14,991)	0	(14,991)	0	177,922	0	0	0	1,195	11/01/2044
3138YN-MS-3	FNMA Pool AY8468 MBS 4.000% 08/01/45		12/01/2019	Paydown		292,824	292,824	312,406	311,432	0	(18,608)	0	(18,608)	0	292,824	0	0	0	6,411	08/01/2045
31407N-FK-4	FNMA Pool 835470 MBS 5.000% 09/01/20		12/01/2019	Paydown		9,380	9,380	9,190	9,307	0	73	0	73	0	9,380	0	0	0	245	09/01/2020
31407S-GA-4	FNMA Pool 839093 MBS 5.000% 10/01/20		12/01/2019	Paydown		10,238	10,238	10,038	10,158	0	80	0	80	0	10,238	0	0	0	281	10/01/2020
3140EO-60-3	FNMA Pool AZ8078 MBS 3.500% 08/01/45		12/01/2019	Paydown		31,677	31,677	32,924	32,855	0	(1,179)	0	(1,179)	0	31,677	0	0	0	609	08/01/2045
3140EW-AM-7	FNMA Pool BC1811 MBS 3.000% 04/01/46		12/01/2019	Paydown		209,366	209,366	217,250	216,900	0	(7,534)	0	(7,534)	0	209,366	0	0	0	3,138	04/01/2046
3140FO-US-1	FNMA Pool BC5092 MBS 3.500% 11/01/43		12/01/2019	Paydown		180,589	180,589	192,278	191,720	0	(11,132)	0	(11,132)	0	180,589	0	0	0	4,018	11/01/2043
3140F1-YH-9	FNMA Pool BC6111 MBS 3.500% 06/01/46		12/01/2019	Pay																



ANNUAL STATEMENT FOR THE YEAR 2019 OF THE UnitedHealthcare Plan of the River Valley, Inc.

SCHEDULE D - PART 4

Showing All Long-Term Bonds and Stocks SOLD, REDEEMED or Otherwise DISPOSED OF During Current Year

1	2	3	4	5	6	7	8	9	10	Change In Book/Adjusted Carrying Value					16	17	18	19	20	21
										11	12	13	14	15						
CUSIP Identi- fication	Description	For- eign	Disposal Date	Name of Purchaser	Number of Shares of Stock	Con- sideration	Par Value	Actual Cost	Prior Year Book/ Adjusted Carrying Value	Unrealized Valuation Increase/ Decrease	Current Year's (Amor- tization)/ Accretion	Current Year's Other- Than- Temporary Impairment Recognized	Total Change in Book/ Adjusted Carrying Value (11+12-13)	Total Foreign Exchange Change in Book/ Adjusted Carrying Value	Book/ Adjusted Carrying Value at Disposal Date	Foreign Exchange Gain (Loss) on Disposal	Realized Gain (Loss) on Disposal	Total Gain (Loss) on Disposal	Bond Interest/ Stock Dividends Received During Year	Stated Con- tractual Maturity Date
59259Y-F5-3	MET TRANSPRTN AU Rev Bond Non Call 5.000% 11/15/20		07/31/2019	CitiGroup		1,152,943	1,100,000	1,275,428	1,147,852	0	(14,657)	0	(14,657)	0	1,133,195	0	19,748	19,748	39,111	11/15/2020
59447P-NG-2	MICHIGAN ST FIN Rev Bond Cont Call 5.000% 07/01/21		01/01/2019	Call 100.0000		1,000,000	1,000,000	1,188,760	1,000,000	0	0	0	0	0	1,000,000	0	0	0	25,000	07/01/2021
594695-X4-5	MICHIGAN ST TRUN Rev Bond Non Call 5.000% 11/15/21		07/31/2019	Wachovia Bank		1,087,890	1,000,000	1,213,360	1,088,244	0	(17,533)	0	(17,533)	0	1,070,711	0	17,179	17,179	35,556	11/15/2021
63968A-YS-8	NEBRASKA ST PUBL Rev Bond Non Call 5.000% 07/01/21		02/26/2019	Morgan Stanley		2,688,600	2,500,000	2,975,150	2,687,682	0	(11,801)	0	(11,801)	0	2,675,882	0	12,718	12,718	82,292	07/01/2021
64990A-QN-3	NEW YORK ST DORM Rev Bond Non Call 5.000% 03/15/21		02/14/2019	Fidelity Capital Markets		1,805,951	1,690,000	2,056,240	1,819,877	0	(7,856)	0	(7,856)	0	1,812,022	0	(6,071)	(6,071)	36,147	03/15/2021
64990E-HB-3	NEW YORK ST DORM Rev Bond Non Call 5.000% 02/15/23		07/24/2019	Merrill Lynch		5,679,400	5,000,000	5,936,900	5,527,863	0	(69,670)	0	(69,670)	0	5,458,194	0	221,206	221,206	236,806	02/15/2023
71883P-JA-6	PHOENIX AZ CIVIC Rev Bond Non Call 5.000% 07/01/21		02/27/2019	JP Morgan Chase		3,228,900	3,000,000	3,394,800	3,219,914	0	(14,056)	0	(14,056)	0	3,205,858	0	23,042	23,042	100,000	07/01/2021
837151-NK-1	SOUTH CAROLINA S Rev Bond Non Call 5.000% 12/01/19		07/29/2019	Morgan Stanley		1,938,976	1,915,000	2,200,029	1,980,229	0	(41,004)	0	(41,004)	0	1,939,225	0	(249)	(249)	63,567	12/01/2019
849103-AF-3	SPOKANE WA WATR Rev Bond Non Call 5.000% 12/01/20		07/24/2019	Morgan Stanley		10,449	10,000	11,912	10,631	0	(184)	0	(184)	0	10,447	0	2	2	326	12/01/2020
913366-JJ-0	UNIV OF CALIFORN Rev Bond Call 5.000% 05/15/24		02/26/2019	Morgan Stanley		1,010,077	885,000	949,982	938,703	0	(1,832)	0	(1,832)	0	936,872	0	73,205	73,205	12,660	05/15/2024
913366-JS-0	UNIV OF CALIFORN Rev Bond Cont Call 5.000% 05/15/24		07/18/2019	Fidelity Capital Markets		131,488	115,000	123,444	121,978	0	(829)	0	(829)	0	121,149	0	10,338	10,338	3,945	05/15/2024
914692-U5-5	UNIV OF NEW MEXI Rev Bond Non Call 5.000% 06/01/21		07/31/2019	M& T Bank		1,337,275	1,250,000	1,490,000	1,342,558	0	(21,924)	0	(21,924)	0	1,320,634	0	16,641	16,641	41,667	06/01/2021
927793-D2-2	VIRGINIA ST CMWL Rev Bond Non Call 5.000% 05/15/24		07/30/2019	Merrill Lynch		3,418,445	2,895,000	3,442,589	3,357,400	0	(47,720)	0	(47,720)	0	3,309,681	0	108,764	108,764	102,933	05/15/2024
928172-Q2-4	VIRGINIA ST PUBL Rev Bond Non Call 5.000% 08/01/21		02/08/2019	Barclays Group Inc.		1,459,175	1,350,000	1,591,016	1,480,838	0	(5,576)	0	(5,576)	0	1,475,263	0	(16,088)	(16,088)	35,625	08/01/2021
3199999	Subtotal - Bonds - U.S. Special Revenues					52,979,310	49,874,758	55,941,763	52,689,947	0	(612,031)	0	(612,031)	0	52,077,925	0	901,384	901,384	1,400,716	XXX
00138C-AF-5	AIG Corp Note Non Call Prv Plc 1.950% 10/18/19		10/18/2019	Maturity		443,000	443,000	437,197	439,491	0	3,509	0	3,509	0	443,000	0	0	0	8,639	10/18/2019
00287Y-AT-6	ABBVIE INC Corp Note Call MW 2.500% 05/14/20		09/26/2019	JP Morgan Chase		1,192,118	1,190,000	1,203,161	1,196,081	0	(3,504)	0	(3,504)	0	1,192,577	0	(459)	(459)	26,114	05/14/2020
00912X-AL-8	AIR LEASE CORP Corp Note Call MW 3.375% 01/15/19		01/15/2019	Maturity		103,000	103,000	104,035	103,000	0	0	0	0	0	103,000	0	0	0	1,738	01/15/2019
015271-AF-6	ALEXANDRIA REAL Corp Note Call MW 2.750% 01/15/20		08/16/2019	Call 100.1702		1,001,702	1,000,000	997,930	999,584	0	2,118	0	2,118	0	1,001,702	0	0	0	29,868	01/15/2020
02005A-GU-6	Ally Master Owne AMOT 2018-2 A ABS 3.290% 05/15/23		09/25/2019	JP Morgan Chase		2,518,725	2,470,000	2,469,977	2,469,893	0	(104)	0	(104)	0	2,469,788	0	48,937	48,937	63,430	05/15/2023
02005A-GZ-5	Ally Master Owne AMOT 2018-3 A ABS 2.060% 07/15/22		09/25/2019	Barclays Group Inc.		3,101,211	3,100,000	3,100,000	3,100,000	0	0	0	0	0	3,100,000	0	1,211	1,211	66,352	07/15/2022
0258M0-DK-2	AMERICAN EXPRESS Corp Note Non Call 2.125% 03/18/19		03/18/2019	Maturity		700,000	700,000	698,295	699,654	0	346	0	346	0	700,000	0	0	0	7,438	03/18/2019
0258M0-EJ-4	AMERICAN EXPRESS Corp Note Call 2.906% 05/03/19		04/02/2019	Call 100.0000		100,000	100,000	100,000	100,000	0	0	0	0	0	100,000	0	0	0	1,222	05/03/2019
02665W-BE-0	AMERICAN HONDA F Corp Note MW 1.200% 07/12/19		07/12/2019	Maturity		655,000	655,000	643,564	649,703	0	5,297	0	5,297	0	655,000	0	0	0	7,860	07/12/2019
026874-CU-9	AMER INTL GROUP Corp Note MW 50BP 4.875% 06/01/22		09/25/2019	Market Axxess		944,684	885,000	973,650	950,699	0	(13,707)	0	(13,707)	0	936,993	0	7,692	7,692	35,474	06/01/2022
03065V-AE-7	AmeriCredit Auto AMCAR 2016-1 B ABS 2.300% 03/08/21		08/08/2019	Paydown		2,390,000	2,390,000	2,406,245	2,392,481	0	(2,481)	0	(2,481)	0	2,390,000	0	0	0	18,526	03/08/2021
03066F-AE-1	AmeriCredit Auto AMCAR 2017-4 A3 ABS 2.040% 07/18/22		12/18/2019	Paydown		821,722	821,722	821,700	821,699	0	23	0	23	0	821,722	0	0	0	13,619	07/18/2022
03066L-AB-4	AmeriCredit Auto AMCAR 2018-2 A2A ABS 2.860% 11/18/21		12/18/2019	Paydown		2,846,891	2,846,891	2,846,663	2,846,705	0	186	0	186	0	2,846,891	0	0	0	45,669	11/18/2021
031162-CL-2	AMGEN INC Corp Note Non Call 2.865% 05/10/19		05/10/2019	Maturity		158,000	158,000	158,000	158,000	0	0	0	0	0	158,000	0	0	0	2,363	05/10/2019



ANNUAL STATEMENT FOR THE YEAR 2019 OF THE UnitedHealthcare Plan of the River Valley, Inc.

SCHEDULE D - PART 4

Showing All Long-Term Bonds and Stocks SOLD, REDEEMED or Otherwise DISPOSED OF During Current Year

1	2	3	4	5	6	7	8	9	10	Change In Book/Adjusted Carrying Value					16	17	18	19	20	21
										11	12	13	14	15						
CUSIP Identi- fication	Description	For- eign	Disposal Date	Name of Purchaser	Number of Shares of Stock	Con- sideration	Par Value	Actual Cost	Prior Year Book/ Adjusted Carrying Value	Unrealized Valuation Increase/ Decrease	Current Year's (Amor- tization)/ Accretion	Current Year's Other- Than- Temporary Impairment Recognized	Total Change in Book/ Adjusted Carrying Value (11+12-13)	Total Foreign Exchange Change in Book/ Adjusted Carrying Value	Book/ Adjusted Carrying Value at Disposal Date	Foreign Exchange Gain (Loss) on Disposal	Realized Gain (Loss) on Disposal	Total Gain (Loss) on Disposal	Bond Interest/ Stock Dividends Received During Year	Stated Con- tractual Maturity Date
037833-CF-5	APPLE INC Corp Note Non Call 2.818% 02/08/19		02/08/2019	Maturity		300,000	300,000	300,315	300,026	0	(26)	0	(26)	0	300,000	0	0	0	2,048	02/08/2019
037833-CZ-1	APPLE INC Corp Note MW 1.500% 09/12/19 ARIZONA PUB SERV Corp Note MW 8.750%		09/12/2019	Maturity		209,000	209,000	208,820	208,937	0	63	0	63	0	209,000	0	0	0	3,135	09/12/2019
040555-QL-6	03/01/19		03/01/2019	Maturity		144,000	144,000	153,037	145,424	0	(1,424)	0	(1,424)	0	144,000	0	0	0	6,300	03/01/2019
049560-AJ-4	ATMOS ENERGY Corp Note MW 50BP 8.500% 03/15/19		03/15/2019	Maturity		500,000	500,000	613,430	503,018	0	(3,018)	0	(3,018)	0	500,000	0	0	0	21,250	03/15/2019
05565E-AD-7	BMW US CAP LLC Corp Note MW Prv Plc 1.500% 04/11/19		04/11/2019	Maturity		125,000	125,000	124,041	124,785	0	215	0	215	0	125,000	0	0	0	938	04/11/2019
06050T-IH-2	BANK OF AMERICA Corp Note Call 2.164% 08/28/20		08/28/2019	Call	100.0000	597,000	597,000	597,000	597,000	0	0	0	0	0	597,000	0	0	0	12,987	08/28/2020
06051G-FT-1	BK OF AMER CRP Corp Note Non Call 2.625% 10/19/20		09/25/2019	Market Axxess		1,358,073	1,350,000	1,338,566	1,345,393	0	1,861	0	1,861	0	1,347,253	0	10,820	10,820	33,272	10/19/2020
06405L-AA-9	BK OF NY MELLON Corp Note Call 2.200% 12/04/20		12/04/2019	Call	100.0000	321,000	321,000	321,000	321,000	0	0	0	0	0	321,000	0	0	0	9,101	12/04/2020
06406H-CR-8	BANK OF NY MELLO Corp Note Call 2.200% 03/04/19		03/04/2019	Maturity		258,000	258,000	260,056	258,133	0	(133)	0	(133)	0	258,000	0	0	0	2,838	03/04/2019
084664-CP-4	BERKSHIRE HATH Corp Note Non Call 3.049% 01/11/19		01/11/2019	Maturity		600,000	600,000	601,803	600,041	0	(41)	0	(41)	0	600,000	0	0	0	4,095	01/11/2019
084670-BJ-6	BERKSHIRE HATHWY Corp Note MW 3.000% 02/11/23		09/25/2019	SumRidge Partners		517,460	500,000	514,325	507,768	0	(1,337)	0	(1,337)	0	506,432	0	11,028	11,028	16,917	02/11/2023
126650-DA-5	CVS HEALTH CORP Corp Note MW 3.125% 03/09/20		03/15/2019	HSBC Securities Inc		250,463	250,000	249,296	249,377	0	113	0	113	0	249,490	0	972	972	4,123	03/09/2020
126650-DB-3	CVS HEALTH CORP Corp Note Non Call 2.515% 03/09/20		03/15/2019	Credit Suisse		245,432	245,000	245,000	245,000	0	0	0	0	0	245,000	0	432	432	2,280	03/09/2020
14314J-AC-4	CarMax Auto Owne CARMX 2017-1 A3 ABS 1.980% 11/15/21		12/15/2019	Paydown		244,566	244,566	245,578	244,900	0	(334)	0	(334)	0	244,566	0	0	0	2,533	11/15/2021
14314R-AC-6	CarMax Auto Owne CARMX 2017-4 A3 ABS 2.110% 10/17/22		12/15/2019	Paydown		402,285	402,285	396,188	397,558	0	4,727	0	4,727	0	402,285	0	0	0	7,819	10/17/2022
14913Q-2D-0	CATERPILLAR FINL Corp Note Non Call 2.039% 11/29/19		11/29/2019	Maturity		800,000	800,000	800,000	800,000	0	0	0	0	0	800,000	0	0	0	21,269	11/29/2019
165183-BN-3	Chesapeake Fundi CFII 2018-2A A1 ABS Prv Plc 3.230% 08/15/30		09/25/2019	Mitsubishi Bank LTD		3,001,956	2,963,180	2,962,838	2,962,881	0	71	0	71	0	2,962,952	0	39,004	39,004	74,707	08/15/2030
165183-BN-3	Chesapeake Fundi CFII 2018-2A A1 ABS Prv Plc 3.230% 08/15/30		09/15/2019	Paydown		716,820	716,820	716,737	716,747	0	72	0	72	0	716,820	0	0	0	11,537	08/15/2030
17322V-AR-7	Citigroup Commer CGOINT 2014-GC23 A2 CMBS 2.851% 07/10/47		04/01/2019	Paydown		589,295	589,295	606,966	589,984	0	(689)	0	(689)	0	589,295	0	0	0	4,794	07/10/2047
17325F-AA-6	CITIBANK NA Corp Note Call 2.000% 03/20/19		02/20/2019	Call	100.0000	600,000	600,000	596,836	599,362	0	638	0	638	0	600,000	0	0	0	5,000	03/20/2019
17326F-AA-5	CITIGROUP COMMER CGOINT 2017-C4 A1 CMBS 2.121% 10/12/50		12/01/2019	Paydown		115,341	115,341	115,340	115,315	0	26	0	26	0	115,341	0	0	0	1,364	10/12/2050
19416Q-EF-3	COLGATE-PALM CO Corp Note MW 1.750% 03/15/19		03/15/2019	Maturity		400,000	400,000	400,816	400,113	0	(113)	0	(113)	0	400,000	0	0	0	3,500	03/15/2019
20030N-CH-2	COMCAST CORP Corp Note Call MW 3.550% 05/01/28		09/25/2019	US Bank		268,475	251,000	250,114	250,171	0	56	0	56	0	250,226	0	18,248	18,248	8,069	05/01/2028
233331-AT-4	DTE ENERGY CO Corp Note Call MW 2.400% 12/01/19		12/01/2019	Maturity		31,000	31,000	30,699	30,730	0	270	0	270	0	31,000	0	0	0	744	12/01/2019
233851-CF-9	DAIMLER FINANCE Corp Note MW Prv Plc 1.500% 07/05/19		07/05/2019	Maturity		280,000	280,000	275,710	278,110	0	1,890	0	1,890	0	280,000	0	0	0	4,200	07/05/2019
233851-CL-6	DAIMLER FINANCE Corp Note Non Call Prv Plc 2.556% 10/30/19		10/30/2019	Maturity		586,000	586,000	589,375	587,697	0	(1,697)	0	(1,697)	0	586,000	0	0	0	18,706	10/30/2019
24422E-TD-1	JOHN DEERE CAP Corp Note Non Call 3.374% 01/08/19		01/08/2019	Maturity		550,000	550,000	550,000	550,000	0	0	0	0	0	550,000	0	0	0	4,140	01/08/2019
24422E-TK-5	JOHN DEERE CAP Corp Note Non Call 2.297% 10/09/19		10/09/2019	Maturity		367,000	367,000	368,196	367,648	0	(648)	0	(648)	0	367,000	0	0	0	10,459	10/09/2019
25466A-AK-7	DISCOVER BANK Corp Note Call 3.350% 02/06/23		03/27/2019	JP Morgan Chase		1,154,186	1,145,000	1,144,897	1,144,914	0	5	0	5	0	1,144,919	0	9,267	9,267	24,793	02/06/2023



ANNUAL STATEMENT FOR THE YEAR 2019 OF THE UnitedHealthcare Plan of the River Valley, Inc.

SCHEDULE D - PART 4

Showing All Long-Term Bonds and Stocks SOLD, REDEEMED or Otherwise DISPOSED OF During Current Year

1	2	3	4	5	6	7	8	9	10	Change In Book/Adjusted Carrying Value					16	17	18	19	20	21
										11	12	13	14	15						
CUSIP Identi- fication	Description	For- eign	Disposal Date	Name of Purchaser	Number of Shares of Stock	Con- sideration	Par Value	Actual Cost	Prior Year Book/ Adjusted Carrying Value	Unrealized Valuation Increase/ Decrease	Current Year's (Amor- tization)/ Accretion	Current Year's Other- Than- Temporary Impairment Recognized	Total Change in Book/ Adjusted Carrying Value (11+12-13)	Total Foreign Exchange Change in Book/ Adjusted Carrying Value	Book/ Adjusted Carrying Value at Disposal Date	Foreign Exchange Gain (Loss) on Disposal	Realized Gain (Loss) on Disposal	Total Gain (Loss) on Disposal	Bond Interest/ Stock Dividends Received During Year	Stated Con- tractual Maturity Date
25468P-DA-1	WALT DISNEY CO Corp Note MW 1.850% 05/30/19		05/30/2019	Maturity		800,000	800,000	796,728	799,000	0	1,000	0	1,000	0	800,000	0	0	0	7,400	05/30/2019
25468P-DM-5	WALT DISNEY CO Corp Note MW 1.850% 07/30/26		09/25/2019	US Bank		856,089	870,000	851,704	855,860	0	1,284	0	1,284	0	857,144	0	(1,055)	(1,055)	18,643	07/30/2026
25746U-CJ-6	DOMINION ENERGY Corp Note Call MW 2.000% 08/15/21		09/26/2019	Mitsubishi Bank LTD		786,729	790,000	788,870	789,396	0	169	0	169	0	789,565	0	(2,836)	(2,836)	17,775	08/15/2021
26884A-BC-6	ERP OPERATING LP Corp Note Call MW 2.375% 07/01/19		07/01/2019	Maturity		205,000	205,000	204,758	204,912	0	88	0	88	0	205,000	0	0	0	4,869	07/01/2019
26884L-AE-9	EQT CORP Corp Note Call MW 3.000% 10/01/22		03/25/2019	Morgan Stanley		1,267,760	1,290,000	1,286,620	1,287,414	0	152	0	152	0	1,287,566	0	(19,806)	(19,806)	18,920	10/01/2022
291011-AY-0	EMERSON ELECTRIC Corp Note MW 4.875% 10/15/19		10/15/2019	Maturity		176,000	176,000	180,715	178,761	0	(2,761)	0	(2,761)	0	176,000	0	0	0	8,580	10/15/2019
29373F-AB-0	Enterprise Fleet EFF 2018-2 A2 ABS Prv Plc 3.140% 02/20/24		12/20/2019	Paydown		933,223	933,223	933,081	933,104	0	119	0	119	0	933,223	0	0	0	21,911	02/20/2024
29379V-AZ-6	ENTERPRISE PRODU Corp Note Call MW 3.350% 03/15/23		09/25/2019	Janney Montgomery, Scott		1,260,821	1,220,000	1,206,055	1,207,411	0	2,065	0	2,065	0	1,209,476	0	51,345	51,345	42,232	03/15/2023
31677Q-BB-4	FIFTH THIRD BANK Corp Note Call 2.375% 04/25/19		04/25/2019	Maturity		600,000	600,000	597,990	599,442	0	558	0	558	0	600,000	0	0	0	7,125	04/25/2019
34528F-AD-0	Ford Credit Auto FORDO 2018-A A3 ABS 3.030% 11/15/22		09/26/2019	HSBC Securities Inc		2,393,052	2,370,000	2,372,685	2,372,119	0	(945)	0	(945)	0	2,371,174	0	21,878	21,878	56,252	11/15/2022
34530N-AA-5	FORD CREDIT AUTO FORDR 2014-2 A ABS Prv Plc 2.310% 04/15/26		10/15/2019	Paydown		2,020,000	2,020,000	2,042,252	2,032,853	0	(12,853)	0	(12,853)	0	2,020,000	0	0	0	38,885	04/15/2026
34531D-AD-0	Ford Credit Auto FORDL 2017-B A3 ABS 2.030% 12/15/20		12/15/2019	Paydown		1,660,000	1,660,000	1,659,928	1,659,942	0	58	0	58	0	1,660,000	0	0	0	26,790	12/15/2020
34531H-AD-1	Ford Credit Auto FORDO 2017-B A3 ABS 1.690% 11/15/21		09/26/2019	LLoyds Bank/Sec		1,064,987	1,067,197	1,067,149	1,067,163	0	5	0	5	0	1,067,168	0	(2,181)	(2,181)	14,128	11/15/2021
34531H-AD-1	Ford Credit Auto FORDO 2017-B A3 ABS 1.690% 11/15/21		09/15/2019	Paydown		512,803	512,803	512,781	512,787	0	16	0	16	0	512,803	0	0	0	5,081	11/15/2021
34532E-AE-5	Ford Credit Auto FORDO 2016-B A4 ABS 1.520% 08/15/21		12/15/2019	Paydown		548,946	548,946	546,265	547,957	0	989	0	989	0	548,946	0	0	0	7,059	08/15/2021
345397-YS-6	FORD MOTOR CRED Corp Note Non Call 2.343% 11/02/20		09/26/2019	Harris Nesbitt Corp		1,242,238	1,250,000	1,250,000	1,250,000	0	0	0	0	0	1,250,000	0	(7,763)	(7,763)	26,684	11/02/2020
361886-AL-8	GMF FLOORPLAN OW GFORT 2016-1 A1 ABS Prv Plc 1.960% 05/17/21		05/15/2019	Paydown		2,690,000	2,690,000	2,689,466	2,689,931	0	69	0	69	0	2,690,000	0	0	0	21,968	05/17/2021
36251L-AE-3	GM Financial Aut GMA LT 2016-2 A4 ABS 1.760% 03/20/20		02/20/2019	Paydown		817,857	817,857	817,473	817,804	0	53	0	53	0	817,857	0	0	0	1,339	03/20/2020
36254A-AC-8	GM Financial Sec GMCAR 2017-1A A2B ABS Prv Plc 1.860% 03/16/20		01/16/2019	Paydown		38,335	38,335	38,335	38,335	0	0	0	0	0	38,335	0	0	0	82	03/16/2020
36255K-AD-3	GM Financial Aut GMA LT 2018-2 A3 ABS 3.060% 06/21/21		12/20/2019	Paydown		140,378	140,378	140,369	140,371	0	7	0	7	0	140,378	0	0	0	4,205	06/21/2021
36962G-AD-3	GEN ELEC CAP CRP Corp Note Non Call 6.000% 08/07/19		08/07/2019	Maturity		285,000	285,000	303,593	291,590	0	(6,590)	0	(6,590)	0	285,000	0	0	0	17,100	08/07/2019
37045X-AN-6	GEN MOTORS FIN Corp Note MW 3.500% 07/10/19		07/10/2019	Maturity		146,000	146,000	146,888	146,429	0	(429)	0	(429)	0	146,000	0	0	0	5,110	07/10/2019
37045X-BT-2	GEN MOTORS FIN Corp Note MW 4.350% 01/17/27		03/25/2019	Goldman Sachs		999,862	1,030,000	1,048,303	1,045,505	0	(384)	0	(384)	0	1,045,121	0	(45,259)	(45,259)	31,115	01/17/2027
375558-BP-7	GILEAD SCIENCES Corp Note Non Call 2.853% 03/20/19		03/20/2019	Maturity		469,000	469,000	469,000	469,000	0	0	0	0	0	469,000	0	0	0	3,532	03/20/2019
38013M-AE-6	GM Financial Aut GMA LT 2017-2 A4 ABS 2.180% 06/21/21		12/20/2019	Paydown		1,186,777	1,186,777	1,186,536	1,186,677	0	100	0	100	0	1,186,777	0	0	0	25,872	06/21/2021
39154T-AQ-1	GREAT AMERICA LE GALT 2018-1 A3 ABS Prv Plc 2.600% 06/15/21		12/15/2019	Paydown		241,722	241,722	241,691	241,700	0	23	0	23	0	241,722	0	0	0	6,054	06/15/2021
40428H-PN-6	HSBC USA INC Corp Note Non Call 2.375% 11/13/19		11/13/2019	Maturity		158,000	158,000	157,022	157,290	0	710	0	710	0	158,000	0	0	0	3,753	11/13/2019
40434C-AC-9	HSBC USA INC Corp Note Non Call 2.250% 06/23/19		06/24/2019	Maturity		500,000	500,000	500,585	500,164	0	(164)	0	(164)	0	500,000	0	0	0	5,594	06/23/2019
42217K-AY-2	HEALTH CARE REIT Corp Note Call 4.125% 04/01/19		03/18/2019	Call	100.0000	248,000	248,000	251,375	248,000	0	0	0	0	0	248,000	0	0	0	4,746	04/01/2019



ANNUAL STATEMENT FOR THE YEAR 2019 OF THE UnitedHealthcare Plan of the River Valley, Inc.

SCHEDULE D - PART 4

Showing All Long-Term Bonds and Stocks SOLD, REDEEMED or Otherwise DISPOSED OF During Current Year

1	2	3	4	5	6	7	8	9	10	Change In Book/Adjusted Carrying Value					16	17	18	19	20	21
										11	12	13	14	15						
CUSIP Identi- fication	Description	For- eign	Disposal Date	Name of Purchaser	Number of Shares of Stock	Con- sideration	Par Value	Actual Cost	Prior Year Book/ Adjusted Carrying Value	Unrealized Valuation Increase/ Decrease	Current Year's (Amor- tization)/ Accretion	Current Year's Other- Than- Temporary Impairment Recognized	Total Change in Book/ Adjusted Carrying Value (11+12-13)	Total Foreign Exchange Change in Book/ Adjusted Carrying Value	Book/ Adjusted Carrying Value at Disposal Date	Foreign Exchange Gain (Loss) on Disposal	Realized Gain (Loss) on Disposal	Total Gain (Loss) on Disposal	Bond Interest/ Stock Dividends Received During Year	Stated Con- tractual Maturity Date
437076-BN-1	HOME DEPOT INC Corp Note Call MW 2.125% 09/15/26		09/26/2019	Morgan Stanley		666,000	670,000	662,657	664,203	0	516	0	516	0	664,719	0	1,281	1,281	14,831	09/15/2026
43811B-AC-8	Honda Auto Recei HAROT 2017-2 A3 ABS 1.680% 08/16/21		09/26/2019	LLoyds Bank/Sec		1,314,072	1,316,850	1,316,736	1,316,787	0	14	0	14	0	1,316,801	0	(2,729)	(2,729)	17,330	08/16/2021
43811B-AC-8	Honda Auto Recei HAROT 2017-2 A3 ABS 1.680% 08/16/21		09/15/2019	Paydown		1,078,150	1,078,150	1,078,057	1,078,098	0	52	0	52	0	1,078,150	0	0	0	8,213	08/16/2021
43813F-AC-7	Honda Auto Recei HAROT 2017-4 A3 ABS 2.050% 11/22/21		12/21/2019	Paydown		268,349	268,349	268,311	268,325	0	24	0	24	0	268,349	0	0	0	3,901	11/22/2021
43815H-AC-1	Honda Auto Recei HAROT 2018-3 A3 ABS 2.950% 08/22/22		09/26/2019	Wachovia Bank		2,427,750	2,400,000	2,399,671	2,399,704	0	75	0	75	0	2,399,779	0	27,971	27,971	54,280	08/22/2022
438516-BQ-8	HONEYWELL INTL Corp Note MW 1.800% 10/30/19		10/30/2019	Maturity		355,000	355,000	354,723	354,884	0	116	0	116	0	355,000	0	0	0	6,390	10/30/2019
452308-AU-3	ILLINOIS TOOL WK Corp Note MW 1.950% 03/01/19		03/01/2019	Maturity		309,000	309,000	307,758	308,805	0	195	0	195	0	309,000	0	0	0	3,013	03/01/2019
459200-HE-4	IBM CORP Corp Note Non Call 1.875% 05/15/19		05/15/2019	Maturity		800,000	800,000	799,704	799,926	0	74	0	74	0	800,000	0	0	0	7,500	05/15/2019
459745-GL-3	INTL LEASE FIN Corp Note Non Call 5.875% 04/01/19		04/01/2019	Maturity		170,000	170,000	184,221	171,408	0	(1,408)	0	(1,408)	0	170,000	0	0	0	4,994	04/01/2019
46849L-SH-5	JACKSON NAT LIFE Corp Note Non Call Prv Plc 2.300% 04/16/19		04/16/2019	Maturity		900,000	900,000	897,399	899,344	0	656	0	656	0	900,000	0	0	0	10,350	04/16/2019
478160-BW-3	JOHNSON&JOHNSON Corp Note Non Call 2.896% 03/01/19		03/01/2019	Maturity		187,000	187,000	187,000	187,000	0	0	0	0	0	187,000	0	0	0	1,406	03/01/2019
49326E-EF-6	KEYCORP Corp Note Non Call 2.900% 09/15/20		09/25/2019	Keybanc Capital Markets		533,636	530,000	530,710	530,279	0	(119)	0	(119)	0	530,160	0	3,476	3,476	15,882	09/15/2020
49327M-2N-3	KEY BANK NA Corp Note Non Call 2.350% 03/08/19		03/08/2019	Maturity		294,000	294,000	295,105	294,157	0	(157)	0	(157)	0	294,000	0	0	0	3,455	03/08/2019
49327M-2P-8	KEY BANK NA Corp Note Non Call Prv Plc 1.600% 08/22/19		08/22/2019	Maturity		500,000	500,000	492,520	495,997	0	4,003	0	4,003	0	500,000	0	0	0	8,000	08/22/2019
50077L-AS-5	KRAFT HEINZ FOOD Corp Note Call MW 4.000% 06/15/23		03/25/2019	JP Morgan Chase		1,208,347	1,175,000	1,172,685	1,172,917	0	101	0	101	0	1,173,017	0	35,329	35,329	13,317	06/15/2023
50116W-AC-9	Kubota Credit Ov KCOT 2016-1A A3 ABS PRV PLC 1.500% 07/15/20		10/15/2019	Paydown		821,039	821,039	820,838	821,000	0	39	0	39	0	821,039	0	0	0	5,283	07/15/2020
55279H-AG-5	MANUF & TRADERS Corp Note Call 2.250% 07/25/19		07/25/2019	Maturity		250,000	250,000	248,663	249,464	0	536	0	536	0	250,000	0	0	0	5,625	07/25/2019
61746B-DX-1	MORGAN STANLEY Corp Note Non Call 2.450% 02/01/19		02/01/2019	Maturity		800,000	800,000	806,392	800,369	0	(369)	0	(369)	0	800,000	0	0	0	9,800	02/01/2019
61763M-AB-6	MORGAN STANLEY B MSBAM 2014-C16 A2 CMBS 2.849% 06/15/47		08/01/2019	Paydown		2,933,281	2,933,281	3,021,160	2,934,933	0	(1,652)	0	(1,652)	0	2,933,281	0	0	0	33,346	06/15/2047
63743H-EP-3	NATL RURAL UTIL Corp Note Non Call 2.798% 04/05/19		04/05/2019	Maturity		797,000	797,000	797,000	797,000	0	0	0	0	0	797,000	0	0	0	11,280	04/05/2019
64952W-CT-8	NEW YORK LIFE GL Corp Note Non Call Prv Plc 2.724% 04/12/19		04/12/2019	Maturity		400,000	400,000	400,000	400,000	0	0	0	0	0	400,000	0	0	0	5,510	04/12/2019
65364U-AK-2	NIAGARA MOHAWK Corp Note Call MW Prv Plc 3.508% 10/01/24		06/11/2019	Mitsubishi Bank LTD		1,762,237	1,700,000	1,699,983	1,699,995	0	0	0	0	0	1,699,995	0	62,242	62,242	41,745	10/01/2024
68389X-AG-0	ORACLE CORP Corp Note 5.000% 07/08/19		07/08/2019	Maturity		750,000	750,000	768,098	758,966	0	(8,966)	0	(8,966)	0	750,000	0	0	0	37,500	07/08/2019
68389X-BA-2	ORACLE CORP Corp Note MW 2.800% 07/08/21		09/24/2019	Morgan Stanley		1,285,367	1,265,000	1,314,752	1,289,424	0	(7,019)	0	(7,019)	0	1,282,405	0	2,961	2,961	43,094	07/08/2021
69353R-EV-6	PNC BANK NA Corp Note Call 1.950% 03/04/19		03/04/2019	Maturity		250,000	250,000	250,928	250,053	0	(53)	0	(53)	0	250,000	0	0	0	2,438	03/04/2019
713448-DC-9	PEPSICO INC Corp Note Call MW 2.150% 10/14/20		09/24/2019	Morgan Stanley		1,587,837	1,585,000	1,612,500	1,595,736	0	(4,591)	0	(4,591)	0	1,591,145	0	(3,308)	(3,308)	32,374	10/14/2020
74153W-CD-9	PRICOA GLOB FUND Corp Note Non Call Prv Plc 2.200% 05/16/19		05/16/2019	Maturity		300,000	300,000	302,247	300,501	0	(501)	0	(501)	0	300,000	0	0	0	3,300	05/16/2019
74256L-BA-6	PRINCIPAL LFE II Corp Note Non Call Prv Plc 2.951% 02/22/19		02/22/2019	Maturity		800,000	800,000	800,000	800,000	0	0	0	0	0	800,000	0	0	0	6,020	02/22/2019
742718-EZ-8	PROCTER & GAMBLE Corp Note MW 1.750% 10/25/19		10/25/2019	Maturity		551,000	551,000	550,807	550,921	0	79	0	79	0	551,000	0	0	0	9,643	10/25/2019



ANNUAL STATEMENT FOR THE YEAR 2019 OF THE UnitedHealthcare Plan of the River Valley, Inc.

SCHEDULE D - PART 4

Showing All Long-Term Bonds and Stocks SOLD, REDEEMED or Otherwise DISPOSED OF During Current Year

1	2	3	4	5	6	7	8	9	10	Change In Book/Adjusted Carrying Value					16	17	18	19	20	21
										11	12	13	14	15						
CUSIP Identi- fication	Description	For- eign	Disposal Date	Name of Purchaser	Number of Shares of Stock	Con- sideration	Par Value	Actual Cost	Prior Year Book/ Adjusted Carrying Value	Unrealized Valuation Increase/ Decrease	Current Year's (Amor- tization)/ Accretion	Current Year's Other- Than- Temporary Impairment Recognized	Total Change in Book/ Adjusted Carrying Value (11+12-13)	Total Foreign Exchange Change in Book/ Adjusted Carrying Value	Book/ Adjusted Carrying Value at Disposal Date	Foreign Exchange Gain (Loss) on Disposal	Realized Gain (Loss) on Disposal	Total Gain (Loss) on Disposal	Bond Interest/ Stock Dividends Received During Year	Stated Con- tractual Maturity Date
74274T-AA-8	PRIVATE EXPT FDG Corp Note Non Call Prv Plc 2.100% 12/19/19		12/19/2019	Maturity		250,000	250,000	249,965	249,963	0	17	0	17	0	250,000	0	0	0	5,250	12/19/2019
74368C-AD-6	PROTECTIVE LIFE Corp Note Non Call Prv Plc 1.555% 09/13/19		09/13/2019	Maturity		696,000	696,000	684,780	689,702	0	6,298	0	6,298	0	696,000	0	0	0	10,793	09/13/2019
774341-AB-7	ROCKWELL COLLINS Corp Note MW 5.250% 07/15/19		07/15/2019	Maturity		250,000	250,000	259,465	253,594	0	(3,594)	0	(3,594)	0	250,000	0	0	0	13,125	07/15/2019
78355H-JX-8	RYDER SYSTEM INC Corp Note Call MW 2.450% 09/03/19		09/03/2019	Maturity		121,000	121,000	120,270	120,550	0	450	0	450	0	121,000	0	0	0	2,981	09/03/2019
80284T-AH-8	Santander Drive SDART 2017-1 B ABS 2.100% 06/15/21		07/15/2019	Paydown		2,099,037	2,099,037	2,098,876	2,099,025	0	12	0	12	0	2,099,037	0	0	0	13,059	06/15/2021
80285M-AE-9	Santander Drive SDART 2018-4 A3 ABS 3.010% 03/15/22		12/15/2019	Paydown		649,160	649,160	649,160	649,153	0	7	0	7	0	649,160	0	0	0	16,994	03/15/2022
816851-BE-8	SEMPRA ENERGY Corp Note MW 2.400% 02/01/20		03/22/2019	Toronto Dominion Sec		596,904	600,000	599,184	599,567	0	91	0	91	0	599,658	0	(2,754)	(2,754)	9,400	02/01/2020
887317-BA-2	TIME WARNER INC Corp Note Call MW 2.950% 07/15/26		05/31/2019	Tax Free Exchange		709,853	700,000	713,342	710,409	0	(555)	0	(555)	0	709,853	0	0	0	19,056	07/15/2026
89231A-AB-7	Toyota Auto Rece TAOT 2018-C A2A ABS 2.770% 08/16/21		09/26/2019	Wachovia Bank		1,576,203	1,571,843	1,571,696	1,571,721	0	34	0	34	0	1,571,754	0	4,448	4,448	34,106	08/16/2021
89231A-AB-7	Toyota Auto Rece TAOT 2018-C A2A ABS 2.770% 08/16/21		09/15/2019	Paydown		963,157	963,157	963,066	963,081	0	75	0	75	0	963,157	0	0	0	14,498	08/16/2021
90131H-AN-5	21ST CENTURY FOX Corp Note MW 6.900% 03/01/19		03/01/2019	Maturity		275,000	275,000	319,825	276,952	0	(1,952)	0	(1,952)	0	275,000	0	0	0	9,488	03/01/2019
902494-BA-0	TYSON FOODS INC Corp Note Non Call 2.974% 05/30/19		05/30/2019	Maturity		100,000	100,000	100,000	100,000	0	0	0	0	0	100,000	0	0	0	1,567	05/30/2019
90327Q-CZ-0	USAA CAP CORP Corp Note Non Call Prv Plc 2.966% 02/01/19		02/01/2019	Maturity		519,000	519,000	519,220	519,016	0	(16)	0	(16)	0	519,000	0	0	0	3,675	02/01/2019
90331H-NE-9	US BANK NA OHIO Corp Note Call 2.675% 05/24/19		04/24/2019	Call 100.0000		759,494	759,494	760,109	759,627	0	(133)	0	(133)	0	759,494	0	0	0	8,878	05/24/2019
90331H-NJ-8	US BANK NA OHIO Corp Note Call 2.350% 01/23/20		12/23/2019	Call 100.0000		500,000	500,000	499,775	499,879	0	121	0	121	0	500,000	0	0	0	16,646	01/23/2020
90520E-AF-8	UNION BANK NA Corp Note Call 2.250% 05/06/19		05/06/2019	Maturity		1,000,000	1,000,000	994,640	998,250	0	1,750	0	1,750	0	1,000,000	0	0	0	11,250	05/06/2019
913017-CR-8	UNITED TECH CORP Corp Note Call MW 3.125% 05/04/27		09/26/2019	Barclays Group Inc.		1,446,820	1,380,000	1,380,000	1,380,000	0	0	0	0	0	1,380,000	0	66,820	66,820	39,052	05/04/2027
92890H-AB-8	WEA FINANCE LLC/ Corp Note Call MW Prv Plc 2.700% 09/17/19		09/17/2019	Maturity		200,000	200,000	199,348	199,589	0	411	0	411	0	200,000	0	0	0	5,400	09/17/2019
959802-AT-6	WESTERN UNION CO Corp Note MW 3.350% 05/22/19		05/22/2019	Maturity		286,000	286,000	287,468	286,473	0	(473)	0	(473)	0	286,000	0	0	0	4,791	05/22/2019
976656-CC-0	WISCONSIN ELECTR Corp Note MW 4.250% 12/15/19		12/15/2019	Maturity		341,000	341,000	345,829	344,859	0	(3,859)	0	(3,859)	0	341,000	0	0	0	14,493	12/15/2019
98161T-AC-9	World Omni Auto WIOART 2017-B A2B ABS 1.840% 02/16/21		09/16/2019	Paydown		426,871	426,871	426,871	426,871	0	0	0	0	0	426,871	0	0	0	4,239	02/16/2021
98161V-AB-6	World Omni Auto WIOART 2018-A A2 ABS 2.190% 05/17/21		12/15/2019	Paydown		1,262,126	1,262,126	1,262,015	1,262,079	0	47	0	47	0	1,262,126	0	0	0	14,295	05/17/2021
98163E-AB-2	World Omni Auto WIOART 2018-C A2 ABS 2.800% 01/18/22		12/15/2019	Paydown		2,165,991	2,165,991	2,165,972	2,165,968	0	33	0	33	0	2,165,991	0	0	0	38,045	01/18/2022
06367T-PX-2	BANK OF MONTREAL Corp Note Non Call 2.100% 12/12/19	A	09/25/2019	Wachovia Bank		1,204,795	1,205,000	1,210,627	1,207,176	0	(1,695)	0	(1,695)	0	1,205,480	0	(685)	(685)	20,033	12/12/2019
15135U-AD-1	CENOVUS ENERGY Corp Note MW 35BP 5.700% 10/15/19	A	10/15/2019	Maturity		403,846	403,846	468,365	413,057	0	(9,210)	0	(9,210)	0	403,846	0	0	0	23,019	10/15/2019
448055-AK-9	HUSKY ENERGY INC Corp Note Call MW 4.000% 04/15/24	A	03/25/2019	JP Morgan Chase		2,436,993	2,385,000	2,380,015	2,382,186	0	112	0	112	0	2,382,298	0	54,695	54,695	42,930	04/15/2024
81376N-AD-7	Securitized Term SSTRT 2017-2A A3 ABS Prv Plc 2.040% 04/26/21	A	12/25/2019	Paydown		1,040,590	1,040,590	1,040,590	1,040,590	0	0	0	0	0	1,040,590	0	0	0	14,558	04/26/2021
81379J-AD-3	Securitized Term SSTRT 2017-1A A3 ABS Prv Plc 1.890% 08/25/20	A	10/25/2019	Paydown		1,526,188	1,526,188	1,526,188	1,526,188	0	0	0	0	0	1,526,188	0	0	0	12,405	08/25/2020
05964H-AG-0	BANCO SANTANDER Corp Note Non Call 3.848% 04/12/23	D	06/20/2019	Merrill Lynch		1,037,020	1,000,000	1,000,000	1,000,000	0	0	0	0	0	1,000,000	0	37,020	37,020	26,936	04/12/2023



ANNUAL STATEMENT FOR THE YEAR 2019 OF THE UnitedHealthcare Plan of the River Valley, Inc.

SCHEDULE D - PART 4

Showing All Long-Term Bonds and Stocks SOLD, REDEEMED or Otherwise DISPOSED OF During Current Year

1	2	3	4	5	6	7	8	9	10	Change In Book/Adjusted Carrying Value					16	17	18	19	20	21
										11	12	13	14	15						
CUSIP Identi- fication	Description	For- eign	Disposal Date	Name of Purchaser	Number of Shares of Stock	Con- sideration	Par Value	Actual Cost	Prior Year Book/ Adjusted Carrying Value	Unrealized Valuation Increase/ Decrease	Current Year's (Amor- tization)/ Accretion	Current Year's Other- Than- Temporary Impairment Recognized	Total Change in Book/ Adjusted Carrying Value (11+12-13)	Total Foreign Exchange Change in Book/ Adjusted Carrying Value	Book/ Adjusted Carrying Value at Disposal Date	Foreign Exchange Gain (Loss) on Disposal	Realized Gain (Loss) on Disposal	Total Gain (Loss) on Disposal	Bond Interest/ Stock Dividends Received During Year	Stated Con- tractual Maturity Date
111013-AM-0	BRIT SKY BROADCA Corp Note MW Prv Plc	D	09/16/2019	Maturity		700,000	700,000	698,957	699,845	0	155	0	155	0	700,000	0	0	0	18,375	09/16/2019
654740-AQ-2	NISSAN MOTOR ACC Corp Note Non Call Prv Plc	C	09/13/2019	Maturity		364,000	364,000	364,000	364,000	0	0	0	0	0	364,000	0	0	0	8,674	09/13/2019
654740-AR-0	NISSAN MOTOR ACC Corp Note MW Prv Plc	C	09/13/2019	Maturity		319,000	319,000	313,454	315,890	0	3,110	0	3,110	0	319,000	0	0	0	4,945	09/13/2019
3899999. Subtotal - Bonds - Industrial and Miscellaneous (Unaffiliated)						107,282,097	106,782,310	107,339,310	106,905,405	0	(51,550)	0	(51,550)	0	106,853,850	0	428,242	428,242	2,006,810	XXX
8399997. Total - Bonds - Part 4						256,244,638	247,962,188	259,318,335	253,869,866	0	(1,019,269)	0	(1,019,269)	0	252,850,606	0	3,394,024	3,394,024	5,560,847	XXX
8399998. Total - Bonds - Part 5						59,752,712	57,996,348	58,964,758	0	0	(321,385)	0	(321,385)	0	58,643,370	0	1,109,347	1,109,347	855,624	XXX
8399999. Total - Bonds						315,997,350	305,958,536	318,283,093	253,869,866	0	(1,340,654)	0	(1,340,654)	0	311,493,976	0	4,503,371	4,503,371	6,416,471	XXX
8999997. Total - Preferred Stocks - Part 3						0	XXX	0	0	0	0	0	0	0	0	0	0	0	0	XXX
8999998. Total - Preferred Stocks - Part 5						0	XXX	0	0	0	0	0	0	0	0	0	0	0	0	XXX
8999999. Total - Preferred Stocks						0	XXX	0	0	0	0	0	0	0	0	0	0	0	0	XXX
9799997. Total - Common Stocks - Part 4						0	XXX	0	0	0	0	0	0	0	0	0	0	0	0	XXX
9799998. Total - Common Stocks - Part 5						0	XXX	0	0	0	0	0	0	0	0	0	0	0	0	XXX
9799999. Total - Common Stocks						0	XXX	0	0	0	0	0	0	0	0	0	0	0	0	XXX
9899999. Total - Preferred and Common Stocks						0	XXX	0	0	0	0	0	0	0	0	0	0	0	0	XXX
9999999 - Totals						315,997,350	XXX	318,283,093	253,869,866	0	(1,340,654)	0	(1,340,654)	0	311,493,976	0	4,503,371	4,503,371	6,416,471	XXX



ANNUAL STATEMENT FOR THE YEAR 2019 OF THE UnitedHealthcare Plan of the River Valley, Inc.

SCHEDULE D - PART 5

Showing All Long-Term Bonds and Stocks ACQUIRED During Year and Fully DISPOSED OF During Current Year

1	2	3	4	5	6	7	8	9	10	11	Change in Book/Adjusted Carrying Value					17	18	19	20	21
											12	13	14	15	16					
CUSIP Identi- fication	Description	For- eign	Date Acquired	Name of Vendor	Disposal Date	Name of Purchaser	Par Value (Bonds) or Number of Shares (Stock)	Actual Cost	Consid- eration	Book/ Adjusted Carrying Value at Disposal	Unrealized Valuation Increase/ (Decrease)	Current Year's (Amort- ization)/ Accretion	Current Year's Other- Than- Temporary Impairment Recognized	Total Change in Book/ Adjusted Carrying Valu (12 + 13 - 14)	Total Foreign Exchange Change in Book/ Adjusted Carrying Value	Foreign Exchange Gain (Loss) on Disposal	Realized Gain (Loss) on Disposal	Total Gain (Loss) on Disposal	Interest and Dividends Received During Year	Paid for Accrued Interest and Dividends
912828-6B-1	US Treasury Note 2.625% 02/15/29		02/28/2019	Goldman Sachs	12/13/2019	Various	1,250,000	1,240,723	1,340,223	1,241,306	0	583	0	583	0	0	98,917	98,917	24,278	1,269
912828-6T-2	US Treasury Note 2.375% 05/15/29		05/31/2019	Merrill Lynch	09/19/2019	Morgan Stanley	1,865,000	1,904,413	1,961,237	1,903,450	0	(963)	0	(963)	0	0	57,787	57,787	15,407	2,287
912828-YB-0	US Treasury Note 1.625% 08/15/29		08/30/2019	Barclays Group Inc.	09/19/2019	CitiGroup	3,200,000	3,233,500	3,153,500	3,233,356	0	(144)	0	(144)	0	0	(79,856)	(79,856)	5,087	2,685
0599999	Subtotal - Bonds - U.S. Governments						6,315,000	6,378,636	6,454,960	6,378,112	0	(524)	0	(524)	0	0	76,848	76,848	44,772	6,241
3128MJ-2L-3	FHLMC Pool G08778 MBS 3.000% 09/01/47		03/28/2019	Jefferies and Company	12/01/2019	Paydown	113,186	112,929	113,186	113,186	0	256	0	256	0	0	0	0	1,577	264
3128MJ-3J-7	FHLMC Pool G08800 MBS 3.500% 02/01/48		03/12/2019	Jefferies and Company	12/01/2019	Paydown	206,506	208,200	206,506	206,506	0	(1,694)	0	(1,694)	0	0	0	0	3,507	241
3128MJ-4A-5	FHLMC Pool G08816 MBS 3.500% 06/01/48		03/19/2019	Harris Nesbitt Corp	12/01/2019	Paydown	522,877	526,881	522,877	522,877	0	(4,003)	0	(4,003)	0	0	0	0	9,131	966
3128MJ-6T-2	FHLMC Pool G08881 MBS 3.500% 06/01/49		07/23/2019	Bosc Inc	12/01/2019	Paydown	218,366	223,825	218,366	218,366	0	(5,459)	0	(5,459)	0	0	0	0	2,317	498
3128MJ-V5-6	FHLMC Pool G08635 MBS 3.000% 04/01/45		03/27/2019	Credit Suisse	12/01/2019	Paydown	107,439	107,590	107,439	107,439	0	(151)	0	(151)	0	0	0	0	1,436	242
3128MJ-XX-3	FHLMC Pool G08693 MBS 3.500% 02/01/46		03/27/2019	Nomura Securities	12/01/2019	Paydown	107,439	107,590	107,439	107,439	0	(151)	0	(151)	0	0	0	0	1,436	242
3128MJ-XX-3	FHLMC Pool G08747 MBS 3.000% 01/01/47		03/27/2019	Nomura Securities	12/01/2019	Paydown	197,930	201,904	197,930	197,930	0	(3,974)	0	(3,974)	0	0	0	0	3,226	520
3128MJ-ZM-5	FHLMC Pool ZT1955 MBS 3.000% 05/01/49		03/25/2019	Goldman Sachs	12/01/2019	Paydown	291,733	291,186	291,733	291,733	0	547	0	547	0	0	0	0	3,836	608
3132AE-E4-4	FHLMC Pool ZT1955 MBS 3.000% 05/01/49		07/22/2019	Morgan Stanley	10/15/2019	Morgan Stanley	1,047,903	1,058,423	1,059,855	1,058,429	0	7	0	7	0	0	1,426	1,426	9,082	1,921
3132AE-E4-4	FHLMC Pool ZT1955 MBS 3.000% 05/01/49		07/22/2019	Morgan Stanley	10/01/2019	Paydown	60,335	60,941	60,335	60,335	0	(606)	0	(606)	0	0	0	0	361	111
3132AE-EZ-5	FHLMC Pool ZT1952 MBS 4.000% 05/01/49		07/26/2019	CitiGroup	12/01/2019	Paydown	264,163	273,656	264,163	264,163	0	(9,493)	0	(9,493)	0	0	0	0	2,936	822
3132AE-JB-0	FHLMC Pool ZT2087 MBS 4.000% 06/01/49		09/12/2019	Nomura Securities	12/01/2019	Paydown	229,881	238,645	229,881	229,881	0	(8,764)	0	(8,764)	0	0	0	0	1,605	307
3132DM-BC-8	FHLMC Pool SD0035 MBS 3.000% 04/01/47		07/22/2019	Morgan Stanley	12/01/2019	Paydown	148,799	151,380	148,799	148,799	0	(2,581)	0	(2,581)	0	0	0	0	1,134	273
3132DV-3P-8	FHLMC Pool SD8006 MBS 4.000% 08/01/49		07/30/2019	Bosc Inc	12/01/2019	Paydown	141,025	146,368	141,025	141,025	0	(5,344)	0	(5,344)	0	0	0	0	1,690	470
3132L6-ST-9	FHLMC Pool V81430 MBS 4.000% 11/01/44		04/08/2019	Sterne Agee and Leach	12/01/2019	Paydown	154,038	159,910	154,038	154,038	0	(5,873)	0	(5,873)	0	0	0	0	2,201	137
3132IH-5N-1	FHLMC Pool Q44452 MBS 3.000% 11/01/46		05/21/2019	Nomura Securities	12/01/2019	Paydown	130,900	130,276	130,900	130,900	0	624	0	624	0	0	0	0	1,326	240
3132XU-SH-9	FHLMC Pool Q52319 MBS 3.500% 11/01/47		02/28/2019	Wells Fargo	12/01/2019	Paydown	269,478	270,036	269,478	269,478	0	(558)	0	(558)	0	0	0	0	4,444	0
3132Y1-VV-4	FHLMC Pool Q57923 MBS 4.000% 08/01/48		04/02/2019	Goldman Sachs	12/01/2019	Paydown	664,122	682,774	664,122	664,122	0	(18,652)	0	(18,652)	0	0	0	0	11,532	148
3132Y2-RF-5	FHLMC Pool Q58585 MBS 4.000% 09/01/48		04/05/2019	Merrill Lynch	12/01/2019	Paydown	346,887	356,888	346,887	346,887	0	(10,000)	0	(10,000)	0	0	0	0	5,877	270
31335A-HP-6	FHLMC Pool G60238 MBS 3.500% 10/01/45		07/30/2019	Morgan Stanley	12/01/2019	Paydown	129,388	135,129	129,388	129,388	0	(5,742)	0	(5,742)	0	0	0	0	1,101	377
3138EP-YR-9	FNMA Pool AL7019 MBS 3.500% 11/01/42		04/01/2019	First Tennessee	12/01/2019	Paydown	99,130	101,113	99,130	99,130	0	(1,983)	0	(1,983)	0	0	0	0	1,361	10
3138IF-IM-5	FNMA Pool AS5778 MBS 3.500% 09/01/45		04/01/2019	Mitsubishi Bank LTD	12/01/2019	Paydown	159,136	161,473	159,136	159,136	0	(2,337)	0	(2,337)	0	0	0	0	2,090	15
3138IK-XE-0	FNMA Pool AS9676 MBS 4.000% 05/01/47		07/30/2019	Barclays Group Inc.	12/01/2019	Paydown	111,716	117,634	111,716	111,716	0	(5,917)	0	(5,917)	0	0	0	0	1,156	372
3140FX-DB-2	FNMA Pool BF0126 MBS 3.500% 07/01/56		03/12/2019	Nomura Securities	12/01/2019	Paydown	156,176	157,061	156,176	156,176	0	(885)	0	(885)	0	0	0	0	2,222	197
3140FX-GC-0	FNMA Pool BF0194 MBS 4.500% 07/01/40		08/15/2019	Morgan Stanley	12/01/2019	Paydown	65,610	71,361	65,610	65,610	0	(5,751)	0	(5,751)	0	0	0	0	612	123
3140J6-GP-6	FNMA Pool BM2005 MBS 4.000% 12/01/47		04/09/2019	JP Morgan Chase	12/01/2019	Paydown	236,944	244,848	236,944	236,944	0	(7,904)	0	(7,904)	0	0	0	0	3,993	237
3140J8-HR-1	FNMA Pool BM3967 MBS 4.000% 11/01/46		08/19/2019	Morgan Stanley	12/01/2019	Paydown	74,122	79,664	74,122	74,122	0	(5,542)	0	(5,542)	0	0	0	0	640	156



ANNUAL STATEMENT FOR THE YEAR 2019 OF THE UnitedHealthcare Plan of the River Valley, Inc.

SCHEDULE D - PART 5

Showing All Long-Term Bonds and Stocks ACQUIRED During Year and Fully DISPOSED OF During Current Year

1	2	3	4	5	6	7	8	9	10	11	Change in Book/Adjusted Carrying Value					17	18	19	20	21
											12	13	14	15	16					
CUSIP Identi- fication	Description	For- eign	Date Acquired	Name of Vendor	Disposal Date	Name of Purchaser	Par Value (Bonds) or Number of Shares (Stock)	Actual Cost	Consid- eration	Book/ Adjusted Carrying Value at Disposal	Unrealized Valuation Increase/ (Decrease)	Current Year's (Amort- ization)/ Accretion	Current Year's Other- Than- Temporary Impairment Recognized	Total Change in Book/ Adjusted Carrying Valu (12 + 13 - 14)	Total Foreign Exchange Change in Book/ Adjusted Carrying Value	Foreign Exchange Gain (Loss) on Disposal	Realized Gain (Loss) on Disposal	Total Gain (Loss) on Disposal	Interest and Dividends Received During Year	Paid for Accrued Interest and Dividends
3140J8-VQ-3	FNMA Pool BM4222 MBS 3.000% 01/01/44		09/23/2019	Merrill Lynch	12/01/2019	Paydown	108,636	111,836	108,636	108,636	.0	(3,200)	.0	(3,200)	.0	.0	.0	.0	.556	208
3140J9-OR-5	FNMA Pool BM4963 MBS 3.000% 05/01/48		10/11/2019	Goldman Sachs	12/01/2019	Paydown	17,702	18,129	17,702	17,702	.0	(427)	.0	(427)	.0	.0	.0	.0	.64	21
3140J9-UB-2	FNMA Pool BM5106 MBS 4.500% 12/01/48		08/14/2019	Credit Suisse	12/01/2019	Paydown	170,190	182,924	170,190	170,190	.0	(12,734)	.0	(12,734)	.0	.0	.0	.0	1,844	485
3140JA-DP-0	FNMA Pool BM5509 MBS 5.000% 02/01/49		08/13/2019	Credit Suisse	12/01/2019	Paydown	88,674	96,738	88,674	88,674	.0	(8,064)	.0	(8,064)	.0	.0	.0	.0	.911	160
3140JA-EM-6	FNMA Pool BM5539 MBS 5.000% 01/01/49		09/11/2019	Barclays Group Inc.	12/01/2019	Paydown	126,619	139,142	126,619	126,619	.0	(12,523)	.0	(12,523)	.0	.0	.0	.0	1,122	193
3140JA-FG-8	FNMA Pool BM5566 MBS 4.500% 02/01/49		04/24/2019	Merrill Lynch	12/01/2019	Paydown	173,947	183,106	173,947	173,947	.0	(9,159)	.0	(9,159)	.0	.0	.0	.0	3,244	522
3140JA-ND-6	FNMA Pool BM5787 MBS 4.000% 08/01/47		04/16/2019	JP Morgan Chase	12/01/2019	Paydown	178,673	184,424	178,673	178,673	.0	(5,751)	.0	(5,751)	.0	.0	.0	.0	2,879	318
3140JA-PG-7	FNMA Pool BM5822 MBS 3.000% 11/01/48		06/19/2019	Credit Suisse	12/01/2019	Paydown	107,414	108,472	107,414	107,414	.0	(1,057)	.0	(1,057)	.0	.0	.0	.0	.954	170
3140JM-ZF-2	FNMA Pool BN5241 MBS 4.500% 02/01/49		04/04/2019	Merrill Lynch	12/01/2019	Paydown	241,808	251,878	241,808	241,808	.0	(10,069)	.0	(10,069)	.0	.0	.0	.0	4,797	121
3140Q7-5V-5	FNMA Pool CA0859 MBS 3.500% 12/01/47		07/23/2019	JP Morgan Chase	12/01/2019	Paydown	159,743	164,535	159,743	159,743	.0	(4,792)	.0	(4,792)	.0	.0	.0	.0	1,575	357
3140Q7-JJ-7	FNMA Pool CA0264 MBS 4.000% 08/01/47		06/20/2019	Nomura Securities	10/16/2019	JP Morgan Chase	1,349,112	1,407,398	1,409,823	1,407,292	.0	(106)	.0	(106)	.0	.0	2,530	2,530	20,387	2,998
3140Q7-JJ-7	FNMA Pool CA0264 MBS 4.000% 08/01/47		06/20/2019	Nomura Securities	10/01/2019	Paydown	177,096	184,747	177,096	177,096	.0	(7,651)	.0	(7,651)	.0	.0	.0	.0	1,724	394
3140Q9-ZD-8	FNMA Pool CA2539 MBS 4.000% 10/01/48		05/29/2019	Nomura Securities	12/01/2019	Paydown	441,134	454,644	441,134	441,134	.0	(13,510)	.0	(13,510)	.0	.0	.0	.0	6,313	1,421
3140QA-AJ-9	FNMA Pool CA2708 MBS 4.000% 05/01/48		02/12/2019	Barclays Group Inc.	12/01/2019	Paydown	427,422	437,189	427,422	427,422	.0	(9,767)	.0	(9,767)	.0	.0	.0	.0	9,376	570
3140X4-DF-0	FNMA Pool FH1001 MBS 3.500% 11/01/48		06/25/2019	JP Morgan Chase	12/01/2019	Paydown	218,467	224,851	218,467	218,467	.0	(6,383)	.0	(6,383)	.0	.0	.0	.0	2,344	531
3140X4-DQ-6	FNMA Pool FH1010 MBS 3.500% 07/01/48		09/12/2019	CitiGroup	12/01/2019	Paydown	109,404	113,199	109,404	109,404	.0	(3,795)	.0	(3,795)	.0	.0	.0	.0	.696	128
3140X4-PB-6	FNMA Pool FH1317 MBS 4.000% 10/01/48		10/11/2019	JP Morgan Chase	12/01/2019	Paydown	101,286	107,126	101,286	101,286	.0	(5,840)	.0	(5,840)	.0	.0	.0	.0	.487	158
3140X4-TQ-9	FNMA Pool FM1458 MBS 4.500% 04/01/49		09/18/2019	JP Morgan Chase	12/01/2019	Paydown	276,095	290,892	276,095	276,095	.0	(14,797)	.0	(14,797)	.0	.0	.0	.0	2,411	621
3141BB-6G-6	FNMA Pool MA2670 MBS 3.000% 07/01/46		03/27/2019	Nomura Securities	12/01/2019	Paydown	111,320	111,302	111,320	111,320	.0	.17	.0	.17	.0	.0	.0	.0	1,462	250
3141BC-ZJ-6	FNMA Pool MA3444 MBS 4.500% 08/01/48		03/18/2019	Morgan Stanley	12/01/2019	Paydown	610,514	633,933	610,514	610,514	.0	(23,419)	.0	(23,419)	.0	.0	.0	.0	12,109	1,374
3141BD-CB-6	FNMA Pool MA3665 MBS 4.500% 05/01/49		06/25/2019	JP Morgan Chase	12/01/2019	Paydown	246,180	257,470	246,180	246,180	.0	(11,290)	.0	(11,290)	.0	.0	.0	.0	3,949	769
35563P-JF-7	FHLMC SCRT-2019-1 MA RMBS 3.500% 07/25/58		03/07/2019	Merrill Lynch	12/01/2019	Paydown	161,768	162,697	161,768	161,768	.0	(929)	.0	(929)	.0	.0	.0	.0	2,763	661
35563P-JK-6	FHLMC FHLMC 2019-1 M5SD RMBS 4.000% 07/25/58		03/07/2019	Merrill Lynch	12/01/2019	Paydown	238,794	244,579	238,794	238,794	.0	(5,785)	.0	(5,785)	.0	.0	.0	.0	4,351	1,114
3199999	Subtotal - Bonds - U.S. Special Revenues						11,989,788	12,341,306	12,062,451	12,058,494	.0	(282,810)	.0	(282,810)	.0	.0	3,956	3,956	166,711	23,059
002824-BF-6	ABBOTT LABS Corp Note Call MW 3.750% 11/30/26		07/26/2019	Morgan Stanley	09/26/2019	Jefferies and Company	900,000	970,848	978,489	969,319	.0	(1,529)	.0	(1,529)	.0	.0	9,170	9,170	11,250	5,625
039483-BP-6	ARCHER-DANIELS Corp Note Call MW 3.375% 03/15/22		08/02/2019	JP Morgan Chase	09/26/2019	Amherst Sec Group	990,000	1,022,507	1,023,076	1,020,617	.0	(1,891)	.0	(1,891)	.0	.0	2,459	2,459	18,098	13,018
165183-BY-9	Chesapeake Fundl CFII 2019-1A A1 ABS Prv Plc 2.940% 04/15/31		03/20/2019	Merrill Lynch	12/15/2019	Paydown	435,257	435,192	435,257	435,257	.0	.65	.0	.65	.0	.0	.0	.0	6,560	.0
24422E-UQ-0	JOHN DEERE CAP Corp Note Non Call 3.200% 01/10/22		04/03/2019	Various	09/26/2019	Toronto Dominion Sec	3,060,000	3,115,770	3,144,119	3,106,057	.0	(9,713)	.0	(9,713)	.0	.0	38,062	38,062	70,720	21,829
302316-BC-5	EXXON MOBIL CORP Corp Note Call 2.019% 08/16/24		08/13/2019	Morgan Stanley	09/25/2019	Deutsche Bank	1,935,000	1,935,000	1,944,540	1,935,000	.0	.0	.0	.0	.0	.0	9,540	9,540	4,449	.0



ANNUAL STATEMENT FOR THE YEAR 2019 OF THE UnitedHealthcare Plan of the River Valley, Inc.

SCHEDULE D - PART 5

Showing All Long-Term Bonds and Stocks ACQUIRED During Year and Fully DISPOSED OF During Current Year

1	2	3	4	5	6	7	8	9	10	11	Change in Book/Adjusted Carrying Value					17	18	19	20	21
											12	13	14	15	16					
CUSIP Identi- fication	Description	For- eign	Date Acquired	Name of Vendor	Disposal Date	Name of Purchaser	Par Value (Bonds) or Number of Shares (Stock)	Actual Cost	Consid- eration	Book/ Adjusted Carrying Value at Disposal	Unrealized Valuation Increase/ (Decrease)	Current Year's (Amort- ization)/ Accretion	Current Year's Other- Than- Temporary Impairment Recognized	Total Change in Book/ Adjusted Carrying Valu (12 + 13 - 14)	Total Foreign Exchange Change in Book/ Adjusted Carrying Value	Foreign Exchange Gain (Loss) on Disposal	Realized Gain (Loss) on Disposal	Total Gain (Loss) on Disposal	Interest and Dividends Received During Year	Paid for Accrued Interest and Dividends
31680Y-AB-3	Fifth Third Auto FITAT 2019-1 A2A ABS 2.660% 05/16/22		04/30/2019	Credit Suisse	12/15/2019	Paydown	467,876	467,850	467,876	467,876	.0	.26	.0	.26	.0	.0	.0	.0	.7,005	.0
341081-FW-2	FLORIDA POWER & Corp Note Call 2.308% 05/06/22		05/02/2019	Wells Fargo	09/09/2019	Wells Fargo	400,000	400,000	400,000	400,000	.0	.0	.0	.0	.0	.0	.0	.0	4,054	.0
36256U-AC-2	GM Financial Aut GMALT 2019-1 A2B ABS 2.005% 04/20/21		02/13/2019	Wachovia Bank	09/25/2019	Goldman Sachs	1,724,787	1,724,787	1,725,191	1,724,787	.0	.0	.0	.0	.0	.0	404	404	27,224	.0
36256U-AC-2	GM Financial Aut GMALT 2019-1 A2B ABS 2.005% 04/20/21		02/13/2019	Wachovia Bank	09/20/2019	Paydown	75,213	75,213	75,213	75,213	.0	.0	.0	.0	.0	.0	.0	.0	1,159	.0
38013F-AD-3	GM Financial Sec GMCAR 2018-4 A3 ABS 3.210% 10/16/23		03/21/2019	LLoyds Bank/Sec	09/26/2019	JP Morgan Chase	1,575,000	1,591,611	1,603,424	1,587,490	.0	(4,122)	.0	(4,122)	.0	.0	15,934	15,934	26,824	1,264
43814W-AB-1	Honda Auto Recei HAROT 2019-1 A2 ABS 2.750% 09/20/21		02/19/2019	Merrill Lynch	12/18/2019	Paydown	413,744	413,717	413,744	413,744	.0	.27	.0	.27	.0	.0	.0	.0	8,797	.0
43815M-AC-0	Honda Auto Recei HAROT 2019-2 A3 ABS 2.520% 06/21/23		05/21/2019	JP Morgan Chase	09/26/2019	Barclays Group Inc.	1,890,000	1,889,930	1,910,524	1,889,931	.0	.2	.0	.2	.0	.0	20,593	20,593	15,611	.0
438516-BU-9	HONEYWELL INTL Corp Note Call MW 2.700% 08/15/29		07/30/2019	Wachovia Bank	09/26/2019	Barclays Group Inc.	1,600,000	1,594,288	1,652,912	1,594,357	.0	.69	.0	.69	.0	.0	58,555	58,555	6,240	.0
448969-AB-1	HALST 2019-A A2 HALST 2019-A A2 ABS 2.920% 07/15/21		02/12/2019	CitiGroup	12/15/2019	Paydown	394,588	394,583	394,588	394,588	.0	.5	.0	.5	.0	.0	.0	.0	8,371	.0
44932N-AD-2	Hyundai Auto Rec HART 2019-A A3 ABS 2.660% 06/15/23		04/03/2019	SG Cowen and Company	09/26/2019	Mitsubishi Bank LTD	2,185,000	2,184,712	2,210,008	2,184,759	.0	.47	.0	.47	.0	.0	25,249	25,249	26,962	.0
539830-BH-1	LOCKHEED MARTIN Corp Note Call MW 3.550% 01/15/26		07/25/2019	Credit Suisse	09/26/2019	Deutsche Bank	900,000	958,968	964,800	957,458	.0	(1,510)	.0	(1,510)	.0	.0	7,342	7,342	6,656	1,243
57636Q-AM-6	MASTERCARD INC Corp Note Call MW 2.950% 06/01/29		05/28/2019	US Bank	09/26/2019	Sun Trust	1,600,000	1,597,792	1,681,264	1,597,856	.0	.64	.0	.64	.0	.0	83,408	83,408	15,733	.0
58013M-FF-6	MCDONALD'S CORP Corp Note Call MW 3.800% 04/01/28		03/26/2019	Goldman Sachs	09/26/2019	US Bank	1,820,000	1,880,078	1,989,933	1,877,056	.0	(3,022)	.0	(3,022)	.0	.0	112,877	112,877	68,968	34,004
585055-BS-4	MEDTRONIC INC Corp Note MW 3.500% 03/15/25		03/26/2019	Merrill Lynch	09/26/2019	Jane Street Execution Services	670,000	693,725	718,669	691,871	.0	(1,854)	.0	(1,854)	.0	.0	26,798	26,798	12,702	847
585055-BS-4	MEDTRONIC INC Corp Note MW 3.500% 03/15/25		03/26/2019	Merrill Lynch	07/12/2019	Redemption 106.8040	835,000	864,567	891,813	863,254	.0	(1,313)	.0	(1,313)	.0	.0	28,559	28,559	9,498	1,055
58933Y-AX-3	MERCK & CO INC Corp Note Call MW 3.400% 03/07/29		03/05/2019	JP Morgan Chase	09/26/2019	Wachovia Bank	1,515,000	1,506,486	1,642,548	1,506,892	.0	.406	.0	.406	.0	.0	135,656	135,656	29,046	.0
60700F-AC-7	MMAF Equipment F MMAF 2019-A A2 ABS Prv Plc 2.840% 01/10/22		03/19/2019	JP Morgan Chase	12/10/2019	Paydown	116,621	116,606	116,621	116,621	.0	.16	.0	.16	.0	.0	.0	.0	2,337	.0
64952W-DE-0	NEW YORK LIFE GL Corp Note Non Call Prv Plc 2.216% 01/28/21		01/29/2019	Morgan Stanley	09/25/2019	Wachovia Bank	1,175,000	1,175,000	1,176,961	1,175,000	.0	.0	.0	.0	.0	.0	1,961	1,961	22,032	.0
713448-EL-8	PEPSICO INC Corp Note Call MW 2.625% 07/29/29		07/25/2019	Various	09/24/2019	Jane Street Execution Services	1,600,000	1,596,018	1,644,944	1,596,074	.0	.56	.0	.56	.0	.0	48,870	48,870	6,650	38
717081-EA-7	Pfizer INC Corp Note MW 3.000% 12/15/26		07/30/2019	Morgan Stanley	09/24/2019	BNP Paribar Securities Corp	1,250,000	1,288,825	1,317,163	1,288,096	.0	(729)	.0	(729)	.0	.0	29,067	29,067	10,521	4,792
760759-AT-7	REPUBLIC SVCS Corp Note Call MW 3.950% 05/15/28		04/10/2019	Various	09/24/2019	Merrill Lynch	1,485,000	1,557,062	1,647,117	1,553,854	.0	(3,208)	.0	(3,208)	.0	.0	93,264	93,264	50,674	23,834
80285H-AC-4	Santander Drive SDART 2019-1 A2B ABS 2.010% 01/18/22		02/12/2019	Wachovia Bank	12/16/2019	Paydown	585,659	585,659	585,659	585,659	.0	.0	.0	.0	.0	.0	.0	.0	9,717	.0
87612E-BH-8	TARGET CORP Corp Note Call MW 3.375% 04/15/29		04/02/2019	BNP Paribar Securities Corp	09/24/2019	Merrill Lynch	1,535,000	1,550,457	1,660,732	1,549,835	.0	(623)	.0	(623)	.0	.0	110,897	110,897	25,759	1,007
907818-DD-7	UNION PAC CORP Corp Note MW 6.125% 02/15/20		02/11/2019	Merrill Lynch	10/15/2019	Call 101.2640	213,000	219,350	215,692	215,692	.0	(3,657)	.0	(3,657)	.0	.0	.0	.0	15,221	6,451
94106L-BE-8	WASTE MANAGEMENT Corp Note Call MW 3.150% 11/15/27		04/09/2019	Morgan Stanley	09/24/2019	US Bank	1,565,000	1,557,081	1,650,606	1,557,480	.0	.399	.0	.399	.0	.0	93,125	93,125	42,588	19,993
94106L-BG-3	WASTE MANAGEMENT Corp Note MW Call 3.450% 06/15/29		07/26/2019	Wachovia Bank	09/26/2019	Merrill Lynch	925,000	973,313	995,920	972,613	.0	(700)	.0	(700)	.0	.0	23,307	23,307	11,347	6,028
98162Y-AB-9	WORLD OMNI AUTO REC WOART 2019-A A2 ABS 3.020% 04/15/22		01/23/2019	Merrill Lynch	12/15/2019	Paydown	754,815	754,809	754,815	754,815	.0	.7	.0	.7	.0	.0	.0	.0	16,871	.0
89114Q-C4-8	TORONTO DOM BANK Corp Note Non Call 3.500% 07/19/23	A	03/27/2019	Goldman Sachs	09/25/2019	Morgan Stanley	1,500,000	1,547,844	1,580,955	1,542,631	.0	(5,213)	.0	(5,213)	.0	.0	38,324	38,324	36,167	10,144



ANNUAL STATEMENT FOR THE YEAR 2019 OF THE UnitedHealthcare Plan of the River Valley, Inc.

SCHEDULE D - PART 5

Showing All Long-Term Bonds and Stocks ACQUIRED During Year and Fully DISPOSED OF During Current Year

1	2	3	4	5	6	7	8	9	10	11	Change in Book/Adjusted Carrying Value					17	18	19	20	21
											12	13	14	15	16					
CUSIP Identi- fication	Description	For- eign	Date Acquired	Name of Vendor	Disposal Date	Name of Purchaser	Par Value (Bonds) or Number of Shares (Stock)	Actual Cost	Consid- eration	Book/ Adjusted Carrying Value at Disposal	Unrealized Valuation Increase/ (Decrease)	Current Year's (Amort- ization)/ Accretion	Current Year's Other- Than- Temporary Impairment Recognized	Total Change in Book/ Adjusted Carrying Valu (12 + 13 - 14)	Total Foreign Exchange Change in Book/ Adjusted Carrying Value	Foreign Exchange Gain (Loss) on Disposal	Realized Gain (Loss) on Disposal	Total Gain (Loss) on Disposal	Interest and Dividends Received During Year	Paid for Accrued Interest and Dividends
89153V-AS-8	TOTAL CAP INTL Corp Note Call MW 2.434% 01/10/25	D	07/24/2019	JP Morgan Chase	09/25/2019	Merrill Lynch	1,600,000	1,605,168	1,620,128	1,605,012	0	(156)	0	(156)	0	0	15,122	15,122	8,330	1,731
3899999. Subtotal - Bonds - Industrial and Miscellaneous (Unaffiliated)							39,691,560	40,244,816	41,235,301	40,206,764	0	(38,051)	0	(38,051)	0	0	1,028,543	1,028,543	644,141	152,903
8399998. Total - Bonds							57,996,348	58,964,758	59,752,712	58,643,370	0	(321,385)	0	(321,385)	0	0	1,109,347	1,109,347	855,624	182,203
8999998. Total - Preferred Stocks								0	0	0	0	0	0	0	0	0	0	0	0	0
9799998. Total - Common Stocks								0	0	0	0	0	0	0	0	0	0	0	0	0
9899999. Total - Preferred and Common Stocks								0	0	0	0	0	0	0	0	0	0	0	0	0
9999999 - Totals								58,964,758	59,752,712	58,643,370	0	(321,385)	0	(321,385)	0	0	1,109,347	1,109,347	855,624	182,203



Schedule D-Part 6-Section 1-Valuation of Shares of Subsidiary, Controlled or Affiliated Companies

**N O N E**

Schedule D - Part 6 - Section 2

**N O N E**



ANNUAL STATEMENT FOR THE YEAR 2019 OF THE UnitedHealthcare Plan of the River Valley, Inc.

SCHEDULE DA - PART 1

Showing All SHORT-TERM INVESTMENTS Owned December 31 of Current Year

1	Codes		4	5	6	7	Change in Book/Adjusted Carrying Value				12	13	Interest						20
	2	3					8	9	10	11			14	15	16	17	18	19	
Description	Code	For- eign	Date Acquired	Name of Vendor	Maturity Date	Book/ Adjusted Carrying Value	Unrealized Valuation Increase/ (Decrease)	Current Year's (Amor- tization)/ Accretion	Current Year's Other- Than- Temporary Impairment Recognized	Total Foreign Exchange Change in Book/ Adjusted Carrying Value	Par Value	Actual Cost	Amount Due and Accrued Dec. 31 of Current Year on Bond Not in Default	Non- Admitted Due and Accrued	Rate of	Effective Rate of	When Paid	Amount Received During Year	Paid for Accrued Interest
US Treasury Note .....			..12/23/2019	Various .....	..11/15/2020	..4,504,176	..0	..(355)	..0	..0	..4,500,000	..4,504,531	..10,168	..0	..1.750	..1.642	..MN	..0	..4,471
US Treasury Note .....			..04/01/2019	Harris Nesbitt Corp .....	..03/31/2020	..1,199,557	..0	..1,338	..0	..0	..1,200,000	..1,198,219	..6,861	..0	..2.250	..2.402	..MS	..13,500	..148
US Treasury Note .....			..09/30/2019	HSBC Securities Inc .....	..08/31/2020	..1,608,227	..0	..(3,148)	..0	..0	..1,600,000	..1,611,375	..14,192	..0	..2.625	..1.839	..FA	..0	..3,462
US Treasury Note .....			..09/18/2019	Various .....	..03/31/2020	..2,496,369	..0	..6,459	..0	..0	..2,500,000	..2,489,910	..8,735	..0	..1.375	..1.971	..MS	..17,188	..11,173
US Treasury Note .....			..10/17/2019	Harris Nesbitt Corp .....	..09/30/2020	..1,696,820	..0	..870	..0	..0	..1,700,000	..1,695,949	..5,940	..0	..1.375	..1.628	..MS	..0	..1,150
US Treasury Note .....			..12/19/2019	Harris Nesbitt Corp .....	..11/30/2020	..1,999,774	..0	..8	..0	..0	..2,000,000	..1,999,766	..2,842	..0	..1.625	..1.637	..MN	..0	..1,776
US Treasury Note .....			..11/27/2019	Various .....	..08/15/2020	..6,635,017	..0	..(14,593)	..0	..0	..6,600,000	..6,649,609	..65,440	..0	..2.625	..1.763	..FA	..0	..18,874
US Treasury Note .....			..12/02/2019	Harris Nesbitt Corp .....	..11/15/2020	..1,713,634	..0	..(1,241)	..0	..0	..1,700,000	..1,714,875	..5,762	..0	..2.625	..1.693	..MN	..0	..2,207
0199999. Subtotal - Bonds - U.S. Governments - Issuer Obligations						21,853,574	0	(10,662)	0	0	21,800,000	21,864,234	119,940	0	XXX	XXX	XXX	30,688	43,261
0599999. Total - U.S. Government Bonds						21,853,574	0	(10,662)	0	0	21,800,000	21,864,234	119,940	0	XXX	XXX	XXX	30,688	43,261
1099999. Total - All Other Government Bonds						0	0	0	0	0	0	0	0	0	XXX	XXX	XXX	0	0
1799999. Total - U.S. States, Territories and Possessions Bonds						0	0	0	0	0	0	0	0	0	XXX	XXX	XXX	0	0
2499999. Total - U.S. Political Subdivisions Bonds						0	0	0	0	0	0	0	0	0	XXX	XXX	XXX	0	0
3199999. Total - U.S. Special Revenues Bonds						0	0	0	0	0	0	0	0	0	XXX	XXX	XXX	0	0
APPLE INC Corp Note MW .....			..08/27/2019	Goldman Sachs .....	..05/11/2020	..599,771	..0	..221	..0	..0	..600,000	..599,550	..1,500	..0	..1.800	..1.907	..MN	..5,400	..3,240
BRANCH BKG & TR Corp Note Call .....			..12/02/2019	Stifel Nicolaus & Co. ....	..05/01/2020	..315,368	..0	..(85)	..0	..0	..315,000	..315,454	..591	..0	..2.250	..1.896	..JD	..0	..59
CIGNA CORP Corp Note Non Call .....			..08/28/2019	Tax Free Exchange .....	..03/17/2020	..400,110	..0	..(180)	..0	..0	..400,000	..400,290	..375	..0	..2.250	..2.628	..MJSD	..5,339	..2,208
CHEVRON PHILLIPS Corp Note Call MW Prv Plc .....			..05/15/2019	Mizuho Investor Sec Co .....	..05/01/2020	..599,647	..0	..661	..0	..0	..600,000	..598,986	..2,450	..0	..2.450	..2.630	..MN	..7,350	..653
JOHN DEERE CAP Corp Note Non Call .....			..11/21/2019	DAIWA CAPITAL MARKETS .....	..06/22/2020	..255,395	..0	..(83)	..0	..0	..255,000	..255,478	..141	..0	..2.218	..2.124	..MJSD	..1,579	..1,093
DOWDUPONT Corp Note MW .....			..12/04/2019	Various .....	..11/15/2020	..173,598	..0	..(212)	..0	..0	..171,000	..173,810	..823	..0	..3.766	..1.995	..MN	..0	..376
DUKE ENERGY IND Corp Note MW .....			..08/08/2019	Cantor Fitzgerald .....	..07/15/2020	..70,644	..0	..(458)	..0	..0	..70,000	..71,103	..1,210	..0	..3.750	..2.021	..JJ	..0	..197
ESTEE LAUDER CO Corp Note MW .....			..02/11/2019	Wells Fargo .....	..02/07/2020	..86,909	..0	..789	..0	..0	..87,000	..86,120	..626	..0	..1.800	..2.850	..FA	..783	..26
MICROSOFT CORP Corp Note Call MW .....			..02/12/2019	CitiGroup .....	..02/12/2020	..399,649	..0	..2,689	..0	..0	..400,000	..396,960	..2,857	..0	..1.850	..2.629	..FA	..3,700	..41
SOUTHERN CO Corp Note Call .....			..11/21/2019	Goldman Sachs .....	..05/15/2020	..131,370	..0	..(101)	..0	..0	..131,000	..131,470	..160	..0	..2.750	..1.983	..JD	..1,801	..1,601
TARGET CORP Corp Note MW 15BP PPut .....			..08/13/2019	Cantor Fitzgerald .....	..07/15/2020	..807,718	..0	..(5,373)	..0	..0	..800,000	..813,090	..14,294	..0	..3.875	..2.062	..JJ	..0	..2,583
VW CREDIT INC Disc Comm Paper .....			..11/19/2019	Bank of New York .....	..03/18/2020	..348,499	..0	..813	..0	..0	..350,000	..347,686	..0	..0	..2.000	..2.041	..MAT	..0	..0
WELLS FARGO CO Corp Note Non Call .....			..08/20/2019	Market Axess .....	..07/22/2020	..401,248	..0	..(796)	..0	..0	..400,000	..402,044	..4,593	..0	..2.600	..2.033	..JJ	..0	..867
UHC Liquidity Pool Pro Rata Share Portion .....			..12/31/2019	Various .....	..12/31/2020	..3,387,379	..0	..0	..0	..0	..0	..3,387,377	..0	..0	..0.000	..0.000		..16,250	..0
3299999. Subtotal - Bonds - Industrial and Miscellaneous (Unaffiliated) - Issuer Obligations						7,977,305	0	(2,115)	0	0	4,579,000	7,979,418	29,620	0	XXX	XXX	XXX	42,202	12,944
3899999. Total - Industrial and Miscellaneous (Unaffiliated) Bonds						7,977,305	0	(2,115)	0	0	4,579,000	7,979,418	29,620	0	XXX	XXX	XXX	42,202	12,944
4899999. Total - Hybrid Securities						0	0	0	0	0	0	0	0	0	XXX	XXX	XXX	0	0
5599999. Total - Parent, Subsidiaries and Affiliates Bonds						0	0	0	0	0	0	0	0	0	XXX	XXX	XXX	0	0
6099999. Subtotal - SVO Identified Funds						0	0	0	0	0	0	0	0	0	XXX	XXX	XXX	0	0
6599999. Subtotal - Unaffiliated Bank Loans						0	0	0	0	0	0	0	0	0	XXX	XXX	XXX	0	0
7699999. Total - Issuer Obligations						29,830,879	0	(12,777)	0	0	26,379,000	29,843,652	149,560	0	XXX	XXX	XXX	72,890	56,205
7799999. Total - Residential Mortgage-Backed Securities						0	0	0	0	0	0	0	0	0	XXX	XXX	XXX	0	0
7899999. Total - Commercial Mortgage-Backed Securities						0	0	0	0	0	0	0	0	0	XXX	XXX	XXX	0	0
7999999. Total - Other Loan-Backed and Structured Securities						0	0	0	0	0	0	0	0	0	XXX	XXX	XXX	0	0
8099999. Total - SVO Identified Funds						0	0	0	0	0	0	0	0	0	XXX	XXX	XXX	0	0
8199999. Total - Affiliated Bank Loans						0	0	0	0	0	0	0	0	0	XXX	XXX	XXX	0	0
8299999. Total - Unaffiliated Bank Loans						0	0	0	0	0	0	0	0	0	XXX	XXX	XXX	0	0
8399999. Total Bonds						29,830,879	0	(12,777)	0	0	26,379,000	29,843,652	149,560	0	XXX	XXX	XXX	72,890	56,205
8699999. Total - Parent, Subsidiaries and Affiliates						0	0	0	0	0	XXX	0	0	0	XXX	XXX	XXX	0	0
9199999 - Totals						29,830,879	0	(12,777)	0	0	XXX	29,843,652	149,560	0	XXX	XXX	XXX	72,890	56,205



Schedule DB - Part A - Section 1 - Options, Caps, Floors, Collars, Swaps and Forwards Open

**N O N E**

Schedule DB - Part A - Section 2 - Options, Caps, Floors, Collars, Swaps and Forwards Terminated

**N O N E**

Schedule DB - Part B - Section 1 - Futures Contracts Open

**N O N E**

Schedule DB - Part B - Section 1B - Brokers with whom cash deposits have been made

**N O N E**

Schedule DB - Part B - Section 2 - Futures Contracts Terminated

**N O N E**

Schedule DB - Part D - Section 1 - Counterparty Exposure for Derivative Instruments Open

**N O N E**

Schedule DB - Part D-Section 2 - Collateral for Derivative Instruments Open - Pledged By

**N O N E**

Schedule DB - Part D-Section 2 - Collateral for Derivative Instruments Open - Pledged To

**N O N E**

Schedule DB - Part E - Derivatives Hedging Variable Annuity Guarantees as of December 31 of  
Current Year

**N O N E**

Schedule DL - Part 1 - Reinvested Collateral Assets Owned

**N O N E**

Schedule DL - Part 2 - Reinvested Collateral Assets Owned

**N O N E**



SCHEDULE E - PART 1 - CASH

1	2	3	4	5	6	7
Depository	Code	Rate of Interest	Amount of Interest Received During Year	Amount of Interest Accrued December 31 of Current Year	Balance	*
JP Morgan Chase ..... New York City, New York .....		0.000	0	0	9,596	XXX
Optum Health Bank ..... Salt Lake City, Utah .....	SD	0.000	0	0	508,898	XXX
Northern Trust ..... Chicago, Illinois .....		0.000	0	0	(27,860)	XXX
0199998 Deposits in ... 0 depositories which do not exceed the allowable limit in any one depository (See instructions) - open depositories	XXX	XXX	0	0	0	XXX
0199999. Totals - Open Depositories	XXX	XXX	0	0	490,634	XXX
0299998 Deposits in ... 0 depositories which do not exceed the allowable limit in any one depository (See instructions) - suspended depositories	XXX	XXX	0	0	0	XXX
0299999. Totals - Suspended Depositories	XXX	XXX	0	0	0	XXX
0399999. Total Cash on Deposit	XXX	XXX	0	0	490,634	XXX
0499999. Cash in Company's Office	XXX	XXX	XXX	XXX	0	XXX
.....						
.....						
.....						
.....						
.....						
.....						
.....						
.....						
0599999 Total - Cash	XXX	XXX	0	0	490,634	XXX

TOTALS OF DEPOSITORY BALANCES ON THE LAST DAY OF EACH MONTH DURING THE CURRENT YEAR

1. January.....	5,482,145	4. April.....	458,369	7. July.....	16,138,594	10. October.....	842,421
2. February.....	457,557	5. May.....	10,363	8. August.....	7,036,773	11. November.....	517,136
3. March.....	457,860	6. June.....	514,454	9. September.....	17,516,646	12. December.....	490,634



SCHEDULE E - PART 2 - CASH EQUIVALENTS

Show Investments Owned December 31 of Current Year

1	2	3	4	5	6	7	8	9
CUSIP	Description	Code	Date Acquired	Rate of Interest	Maturity Date	Book/Adjusted Carrying Value	Amount of Interest Due and Accrued	Amount Received During Year
	US Treasury Bill .....		12/24/2019 .....	1.455 .....	01/09/2020 .....	2,799,094 .....	.0 .....	679 .....
	US Treasury Bill .....		12/27/2019 .....	1.490 .....	01/16/2020 .....	1,948,789 .....	.0 .....	161 .....
0199999.	Subtotal - Bonds - U.S. Governments - Issuer Obligations					4,747,883	0	840
0599999.	Total - U.S. Government Bonds					4,747,883	0	840
1099999.	Total - All Other Government Bonds					0	0	0
1799999.	Total - U.S. States, Territories and Possessions Bonds					0	0	0
2499999.	Total - U.S. Political Subdivisions Bonds					0	0	0
3199999.	Total - U.S. Special Revenues Bonds					0	0	0
3899999.	Total - Industrial and Miscellaneous (Unaffiliated) Bonds					0	0	0
4899999.	Total - Hybrid Securities					0	0	0
5599999.	Total - Parent, Subsidiaries and Affiliates Bonds					0	0	0
6099999.	Subtotal - SVO Identified Funds					0	0	0
6599999.	Subtotal - Unaffiliated Bank Loans					0	0	0
7699999.	Total - Issuer Obligations					4,747,883	0	840
7799999.	Total - Residential Mortgage-Backed Securities					0	0	0
7899999.	Total - Commercial Mortgage-Backed Securities					0	0	0
7999999.	Total - Other Loan-Backed and Structured Securities					0	0	0
8099999.	Total - SVO Identified Funds					0	0	0
8199999.	Total - Affiliated Bank Loans					0	0	0
8299999.	Total - Unaffiliated Bank Loans					0	0	0
8399999.	Total Bonds					4,747,883	0	840
09248U-71-8 .....	BlackRock Liquidity Funds T-Fund Port .....		12/02/2019 .....	0.000 .....		55,088 .....	.0 .....	9,707 .....
38141W-32-3 .....	Goldman Sachs Treasury Obligations Fund .....		12/02/2019 .....	0.000 .....		17,993 .....	.0 .....	1,276 .....
38142B-88-0 .....	Goldman Sachs Financial Square Federal Fund .....		12/02/2019 .....	0.000 .....		853,758 .....	.0 .....	25,381 .....
61747C-58-2 .....	Morgan Stanley Institutional Liquidity Fund Treasury Port .....		12/02/2019 .....	0.000 .....		5,012 .....	.0 .....	1,042 .....
825252-40-6 .....	Invesco AIM STIT TREASURY MMF .....		12/02/2019 .....	0.000 .....		8,916 .....	.0 .....	1,300 .....
94975H-29-6 .....	Wells Fargo Treasury Plus MMKT Fund - Inst .....		12/02/2019 .....	0.000 .....		2,205,936 .....	.0 .....	7,662 .....
8599999.	Subtotal - Exempt Money Market Mutual Funds - as Identified by the SVO					3,146,703	0	46,368
147539-67-0 .....	DEUTSCHE INV MGT CASH ACCT GOV/AGENCY DWS-IST .....		12/02/2019 .....	0.000 .....		50,161 .....	.0 .....	2,348 .....
25160K-20-7 .....	DEUTSCHE GOV MMKT Gov Series Ins Shares .....		12/02/2019 .....	0.000 .....		417,611 .....	.0 .....	20,760 .....
26200T-10-9 .....	Dreyfus Inst Preferred Money Market .....		12/02/2019 .....	0.000 .....		525,920 .....	.0 .....	38,757 .....
26200X-20-9 .....	Dreyfus Inst Pred Govt MMF-Hamilton .....		12/02/2019 .....	0.000 .....		264,892 .....	.0 .....	25,255 .....
38141W-27-3 .....	Goldman Sachs Government Fund .....		12/02/2019 .....	0.000 .....		20,110,505 .....	.0 .....	80,449 .....
38141W-36-4 .....	Goldman Sachs Prime Oblg Fund - Inst .....		12/02/2019 .....	0.000 .....		4,088,741 .....	.0 .....	102,021 .....
40428X-10-7 .....	HSBC HSBC US GOVT MMKT-I .....		12/02/2019 .....	0.000 .....		307,281 .....	.0 .....	20,642 .....
4812A0-36-7 .....	JP Morgan Prime MMF .....		12/02/2019 .....	0.000 .....		514,649 .....	.0 .....	38,650 .....
4812C0-67-0 .....	JP Morgan US Govt MMKT OP .....		12/06/2019 .....	0.000 .....		579,479 .....	.0 .....	23,528 .....
61747C-70-7 .....	Morgan Stanley Institutional Liquidity Fund Government Port .....		12/02/2019 .....	0.000 .....		5,038,855 .....	.0 .....	61,542 .....
61747C-71-5 .....	Morgan Stanley Institutional Liquidity Funds Prime Port .....		12/02/2019 .....	0.000 .....		2,191,493 .....	.0 .....	49,614 .....
665278-70-1 .....	Northern Inst Govt Select Port .....		12/31/2019 .....	0.000 .....		2,150,844 .....	.0 .....	53,007 .....
69351J-15-7 .....	PNC GOVT MONEY MARKET FUND .....		12/31/2019 .....	0.000 .....		.0 .....	.0 .....	1,270 .....
74926P-69-6 .....	TUGXX US Equity US Government Money Market .....		12/27/2019 .....	0.000 .....		15,099,437 .....	.0 .....	27,467 .....
825252-88-5 .....	Invesco AIM STIT GOVT & AGENCY-INST MMF .....		12/06/2019 .....	0.000 .....		15,311,327 .....	.0 .....	66,600 .....
94975P-40-5 .....	Wells Fargo Government MMKT Fund-Inst Cls .....		12/02/2019 .....	0.000 .....		1,516,309 .....	.0 .....	16,983 .....
8699999.	Subtotal - All Other Money Market Mutual Funds					68,167,504	0	628,893
8899999.	Total Cash Equivalents					76,062,090	0	676,101



SCHEDULE E - PART 3 - SPECIAL DEPOSITS

	1	2	Deposits For the Benefit of All Policyholders		All Other Special Deposits	
			3	4	5	6
States, Etc.	Type of Deposit	Purpose of Deposit	Book/Adjusted Carrying Value	Fair Value	Book/Adjusted Carrying Value	Fair Value
1. Alabama	AL		0	.0	0	.0
2. Alaska	AK		0	.0	0	.0
3. Arizona	AZ		0	.0	0	.0
4. Arkansas	AR		0	.0	0	.0
5. California	CA		0	.0	0	.0
6. Colorado	CO		0	.0	0	.0
7. Connecticut	CT		0	.0	0	.0
8. Delaware	DE		0	.0	0	.0
9. District of Columbia	DC		0	.0	0	.0
10. Florida	FL		0	.0	0	.0
11. Georgia	GA		0	.0	0	.0
12. Hawaii	HI		0	.0	0	.0
13. Idaho	ID		0	.0	0	.0
14. Illinois	IL	B Multiple	1,545,529	1,552,925	0	.0
15. Indiana	IN		0	.0	0	.0
16. Iowa	IA		0	.0	0	.0
17. Kansas	KS		0	.0	0	.0
18. Kentucky	KY		0	.0	0	.0
19. Louisiana	LA		0	.0	0	.0
20. Maine	ME		0	.0	0	.0
21. Maryland	MD		0	.0	0	.0
22. Massachusetts	MA		0	.0	0	.0
23. Michigan	MI		0	.0	0	.0
24. Minnesota	MN		0	.0	0	.0
25. Mississippi	MS		0	.0	0	.0
26. Missouri	MO		0	.0	0	.0
27. Montana	MT		0	.0	0	.0
28. Nebraska	NE		0	.0	0	.0
29. Nevada	NV		0	.0	0	.0
30. New Hampshire	NH		0	.0	0	.0
31. New Jersey	NJ		0	.0	0	.0
32. New Mexico	NM		0	.0	0	.0
33. New York	NY		0	.0	0	.0
34. North Carolina	NC		0	.0	0	.0
35. North Dakota	ND		0	.0	0	.0
36. Ohio	OH		0	.0	0	.0
37. Oklahoma	OK		0	.0	0	.0
38. Oregon	OR		0	.0	0	.0
39. Pennsylvania	PA		0	.0	0	.0
40. Rhode Island	RI		0	.0	0	.0
41. South Carolina	SC		0	.0	0	.0
42. South Dakota	SD		0	.0	0	.0
43. Tennessee	TN	B TennCare Medicaid Program Contract	0	.0	36,883,929	36,988,530
44. Texas	TX		0	.0	0	.0
45. Utah	UT		0	.0	0	.0
46. Vermont	VT		0	.0	0	.0
47. Virginia	VA	B VA Ins Code Stat 38.2-4310.1	0	.0	316,872	316,780
48. Washington	WA		0	.0	0	.0
49. West Virginia	WV		0	.0	0	.0
50. Wisconsin	WI		0	.0	0	.0
51. Wyoming	WY		0	.0	0	.0
52. American Samoa	AS		0	.0	0	.0
53. Guam	GU		0	.0	0	.0
54. Puerto Rico	PR		0	.0	0	.0
55. U.S. Virgin Islands	VI		0	.0	0	.0
56. Northern Mariana Islands	MP		0	.0	0	.0
57. Canada	CAN		0	.0	0	.0
58. Aggregate Alien and Other	OT	XXX XXX	0	0	508,898	508,898
59. Subtotal	XXX	XXX	1,545,529	1,552,925	37,709,699	37,814,208
DETAILS OF WRITE-INS						
5801. Optum Health Bank Demand Deposit Account	ST	Collateral	0	.0	508,898	508,898
5802.						
5803.						
5898. Summary of remaining write-ins for Line 58 from overflow page	XXX	XXX	0	.0	0	.0
5899. Totals (Lines 5801 thru 5803 plus 5898)(Line 58 above)	XXX	XXX	0	0	508,898	508,898



**ANNUAL STATEMENT FOR THE YEAR 2019**  
**UNITEDHEALTHCARE PLAN OF THE RIVER VALLEY, INC.**  
**STATEMENT OF ACTUARIAL OPINION**

Table of Key Indicators.

This Opinion is:    ☒ Unqualified    ☐ Qualified    ☐ Adverse    ☐ Inconclusive

IDENTIFICATION SECTION:

☐ Prescribed Wording Only    ☐ Prescribed Wording with Additional Wording    ☒ Revised Wording

SCOPE SECTION:

☒ Prescribed Wording Only    ☐ Prescribed Wording with Additional Wording    ☐ Revised Wording

RELIANCE SECTION:

☒ Prescribed Wording Only    ☐ Prescribed Wording with Additional Wording    ☐ Revised Wording

OPINION SECTION:

☒ Prescribed Wording Only    ☐ Prescribed Wording with Additional Wording    ☐ Revised Wording

RELEVANT COMMENTS:

☐ Revised Wording

☐ The Actuarial Memorandum includes "Deviation from Standard" wording regarding conformity with an Actuarial Standard of Practice.

Identification.

I, Gary Iannone, am Vice President, Corporate Actuarial Services, of United HealthCare Services, Inc., of which UnitedHealthcare Plan of the River Valley, Inc. is an affiliate. I am a member of the American Academy of Actuaries. I was appointed on December 30, 2016 in accordance with the requirements of the annual statement instructions. I meet the Academy qualification standards for rendering the opinion.

Scope.

I have examined the assumptions and methods used in determining loss reserves, actuarial liabilities, and related items listed below, as shown in the annual statement of the organization as prepared for filing with state regulatory officials, as of December 31, 2019.

A. Claims unpaid (Page 3, Line 1)	\$300,477,322
B. Accrued medical incentive pool and bonus payments (Page 3, Line 2)	\$9,171,225
C. Unpaid claims adjustment expenses (Page 3, Line 3)	\$3,266,502
D. Aggregate health policy reserves (Page 3, Line 4) including unearned premium reserves, premium deficiency reserves, and additional policy reserves from the Underwriting and Investment Exhibit – Part 2D	\$35,964,879
E. Aggregate life policy reserves (Page 3, Line 5)	\$0



**ANNUAL STATEMENT FOR THE YEAR 2019  
UNITEDHEALTHCARE PLAN OF THE RIVER VALLEY, INC.  
STATEMENT OF ACTUARIAL OPINION**

F. Property/casualty unearned premium reserves (Page 3, Line 6)	\$0
G. Aggregate health claim reserves (Page 3, Line 7)	\$853,993
H. Any other loss reserves, actuarial liabilities, or related items presented as liabilities in the annual statement:	
1. Reserve for claim interest (Page 3, Line 9, in part)	\$340,792
I. Specified actuarial items presented as assets in the annual statement:	
1. Medicare risk adjustment receivable (Page 2, Line 15.3, Col. 1, in part)	\$80,768,406
2. Accrued retrospective premiums (Page 2, Line 15.3, Col. 1, in part)	\$60,064,952
3. Affordable Care Act permanent risk adjustment program – premium receivable (Page 2, Line 15.3, Col. 1, in part)	\$607,675
4. Health care and other amounts receivable (Page 2, Line 24, Col. 1)	\$74,442,002

Reliance.

In forming my opinion on the items identified above, I relied upon data prepared by Nyle Brent Cottingham, Vice President and Regulatory Controller for United HealthCare Services, Inc.; and on Clint Egenes, Vice President and Controller for Optum; and on Eric R. Lewis, UnitedHealthcare Community & State Controller for United HealthCare Services, Inc.; and on Brian McGuire, UnitedHealthcare Employer & Individual Controller for UnitedHealthcare; and on Brian H. St Martin, VP, Controller for UnitedHealthcare Medicare & Retirement; and on Paul E. Stordahl, Chief Actuarial Officer for Unitedhealthcare, as certified in the attached statements. I evaluated that data for reasonableness and consistency. I also reconciled that data to the Underwriting and Investment Exhibit – Part 2B of the company's current annual statement. In other respects, my examination included review of the actuarial assumptions and actuarial methods used and tests of the calculations I considered necessary.

Opinion.

In my opinion, the amounts carried in the balance sheet on account of the items identified above:

- A. Are in accordance with accepted actuarial standards consistently applied and are fairly stated in accordance with sound actuarial principles;
- B. Are based on actuarial assumptions relevant to contract provisions and appropriate to the purpose for which the statement was prepared;
- C. Meet the requirements of the Insurance Laws and regulations of the state of Illinois, and are at least as great as the minimum aggregate amounts required by any state;
- D. Make a good and sufficient provision for all unpaid claims and other actuarial liabilities of the organization under the terms of its contracts and agreements;
- E. Are computed on the basis of assumptions and methods consistent with those used in computing the corresponding items in the annual statement of the preceding year-end; and
- F. Include appropriate provision for all actuarial items that ought to be established.

The Underwriting and Investment Exhibit – Part 2B was reviewed for reasonableness and consistency with the applicable Actuarial Standards of Practice.



**ANNUAL STATEMENT FOR THE YEAR 2019  
UNITEDHEALTHCARE PLAN OF THE RIVER VALLEY, INC.  
STATEMENT OF ACTUARIAL OPINION**

Actuarial methods, considerations, and analyses used in forming my opinion conform to the relevant Standards of Practice as promulgated from time to time by the Actuarial Standards Board, which standards form the basis of this statement of opinion.



---

Gary Iannone, A.S.A., M.A.A.A.

Mail Route CT039-004A  
UnitedHealth Group  
185 Asylum Street  
Hartford, CT 06103

Telephone: (860) 702-5767

February 22, 2020





**Nyle Brent Cottingham**  
**Vice President & Regulatory Controller**  
MN006-W500  
9800 Health Care Lane  
Minnetonka, MN 55343  
952-979-6133 phone  
952-979-7825 fax

February 7, 2020

I, Nyle Brent Cottingham, am employed by United HealthCare Services, Inc. as Vice President and Regulatory Controller. Listings and summaries reconciling the annual statement as of December 31, 2019, for UnitedHealthcare Plan of the River Valley, Inc., to the company's general ledger were prepared under my direction and submitted to Gary Iannone in support of his statement of actuarial opinion for that company as of December 31, 2019. I hereby affirm that those listings and summaries, to the best of my knowledge and belief, are substantially accurate and complete and are the same as, or derived from, the records and other data that form the basis for the company's annual statement for the year ended December 31, 2019.

  
\_\_\_\_\_  
Nyle Brent Cottingham  
United HealthCare Services, Inc.





February 7, 2020

UnitedHealthcare Plan of the River Valley, Inc.

I, Clint Egenes am employed by Optum as Vice President and Controller. Listings, summaries, and analyses of claim and exposure data and of balances in the general ledger of UnitedHealthcare Plan of the River Valley, Inc., all relating specifically to the OptumHealth business of that organization, were prepared under my direction and submitted to Gary Iannone in support of his actuarial opinion for that organization as of December 31, 2019. I hereby affirm that those listings, summaries, and analyses are, to the best of my knowledge and belief, substantially accurate and complete and the same as, or derived from, the records and other data which form the basis of the annual statement of the organization for the year ended December 31, 2019.

  
Clint Egenes

11000 Optum Circle

Eden Prairie, MN 55344

(952) 205-0493





February 7, 2020

I, Eric R. Lewis, am employed by United HealthCare Services, Inc. as UnitedHealthcare Community & State Controller. Listings, summaries, and analyses of claim and exposure data and of balances in the general ledger of UnitedHealthcare Plan of the River Valley, Inc., all relating specifically to the UnitedHealthcare Community & State business of that organization, were prepared under my direction and submitted to Gary Iannone in support of his actuarial opinion for that organization as of December 31, 2019. I hereby affirm that those listings, summaries, and analyses are, to the best of my knowledge and belief, substantially accurate and complete and the same as, or derived from, the records and other data which form the basis of the annual statement of the organization for the year ended December 31, 2019.

A handwritten signature in blue ink, appearing to read "Eric R. Lewis", written over a horizontal line.

Eric R. Lewis  
9800 Health Care Lane  
Minnetonka, MN 55343  
(952) 931-5953





February 7, 2020

I, Brian McGuire, am employed by UnitedHealthcare as UnitedHealthcare Employer & Individual Controller. Listings, summaries, and analyses of claim and exposure data and of balances in the general ledger of UnitedHealthcare Plan of the River Valley, Inc., all relating specifically to the UnitedHealthcare Employer & Individual business of that organization, were prepared under my direction and submitted to Gary Iannone in support of his actuarial opinion for that organization as of December 31, 2019. I hereby affirm that those listings, summaries, and analyses are, to the best of my knowledge and belief, substantially accurate and complete and the same as, or derived from, the records and other data which form the basis of the annual statement of the organization for the year ended December 31, 2019.

Brian McGuire  
9700 Health Care Lane  
MN017-E500  
Minnetonka, MN 55343  
952-979-6276





UnitedHealthcare Medicare & Retirement  
9800 Health Care Lane  
MN006-W010  
Minnetonka, MN 55343

February 7, 2020

I, Brian H. St. Martin, am employed by UnitedHealthcare Medicare & Retirement as VP, Controller. Listings, summaries, and analyses of claim and exposure data and of balances in the general ledger of UnitedHealthcare Plan of the River Valley, Inc., all relating specifically to the UnitedHealthcare Medicare & Retirement business of that organization, were prepared under my direction and submitted to Gary Iannone in support of his actuarial opinion for that organization as of December 31, 2019. I hereby affirm that those listings, summaries, and analyses are, to the best of my knowledge and belief, substantially accurate and complete and the same as, or derived from, the records and other data which form the basis of the annual statement of the organization for the year ended December 31, 2019.

A handwritten signature in blue ink, appearing to read 'B. St. Martin', written over a horizontal line.

Brian H. St. Martin  
Tel. #952-931-4279



February 7, 2020

I, Paul E. Stordahl, am employed by Unitedhealthcare as Chief Actuarial Officer. Listings, summaries, and analyses relating to the permanent risk adjustment program of the Affordable Care Act with regard to UnitedHealthcare Plan of the River Valley, Inc., were prepared under my direction and submitted to Gary Iannone in support of his statement of actuarial opinion for that company as of December 31, 2019. I hereby affirm that those listings and summaries, to the best of my knowledge and belief, are substantially accurate and complete.



Paul E. Stordahl  
Chief Actuarial Officer  
952.979.5644





STATE OF TENNESSEE  
DEPARTMENT OF COMMERCE AND INSURANCE

CERTIFICATE OF COMPLIANCE COVERING ADVERTISEMENT  
OF ACCIDENT AND HEALTH POLICIES

This is to certify that to the best of my knowledge, information and belief, the advertisements which were disseminated by UnitedHealthcare Plan of the River Valley, Inc., during the preceding statement year, complied with or were made to comply in all respects with the provisions of the Insurance Laws and Rules of Tennessee as prescribed in Tenn. Comp. R & Regs., Department of Commerce Insurance, ch. 0780-1-8.17 and the ruling issued thereunder by the State Commissioner of Commerce and Insurance of the State of Tennessee.

Nyle Brent Cottingham  
Authorized Officer

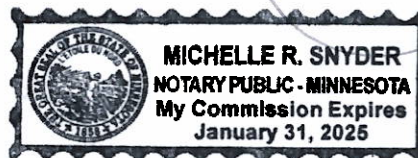
2/21/2020  
Date

Vice President  
Officers Title

Subscribed and sworn to before me this February 21, 2020  
(date)

My Commission Expires January 31, 2025  
(date)

Michelle R. Snyder  
Notary Signature:







I, the undersigned, Director of Insurance of the State of Illinois, do hereby certify that  
the                                      UnitedHealthcare Plan of the River Valley, Inc.  
located at                                      Moline, Illinois                                      has securities on  
deposit with the Department of Insurance of the State of Illinois amounting to the sum  
of not less than ----- ONE MILLION FIVE HUNDRED TEN THOUSAND ----- Dollars  
( \$1,510,000.00 ), and that said securities are of a class contemplated and permitted by  
the provisions of the "ILLINOIS COMPILED STATUTES." This deposit is maintained  
with the Director for the benefit and protection of all creditors, policyholders, and policy  
obligations of the company.

SEE ATTACHED LIST FOR DESCRIPTION OF SECURITIES



*IN TESTIMONY WHEREOF*, I hereto set my hand and cause  
to be affixed this Seal.

Done at the City of Springfield, this 6th day of January, 2020.

*Robert H. Muriel*  
Robert H. Muriel

*or*  
Director




ILLINOIS DEPARTMENT OF INSURANCE  
STATUTORY DEPOSITS  
SECURITIES CONFIRMATION  
FOR THE PERIOD ENDING  
JANUARY 6, 2020

COMPANY: UNITEDHEALTHCARE PLAN OF RIVER VALLEY IN  
1 KONE COURT  
101 17TH STREET, SUITE 301  
MOLINE, IL 61265  
FEIN: 36-3379945

CUSIP NO	SECURITY NAME	SECURITY DESCRIPTION	INT RATE/ SHARES	MATURITY DATE	AMOUNT ON DEPOSIT
912828QN3	U. S. TREASURY NOTES		3.125	05/15/2021	900,000.00
912828WE6	U. S. TREASURY NOTE		2.750	11/15/2023	610,000.00
** TOTAL ON DEPOSIT **					\$1,510,000.00

SECURITIES UNIT 01/06/2020





WHEREAS, the UnitedHealthcare Plan of the River Valley, Inc., located at Moline, in the State of Illinois, has a certificate of authority issued pursuant to the provisions of the "**Health Maintenance Organization Act**" applicable to said

NOW, THEREFORE, I, the undersigned, Director of Insurance of the State of Illinois, certify that the above Company is authorized to transact its appropriate business as set forth in the "**Health Maintenance Organization Act**" (HMO) in this State, in accordance with the laws thereof.

DEPARTMENT OF INSURANCE  
OF THE STATE OF ILLINOIS

Date: January 6, 2020

A handwritten signature in blue ink that reads "Robert H. Muriel".

Robert H. Muriel  
Director of Insurance



Certificate of Compliance



Americhoice - Tennessee  
Report 2A - TennCare Income Statement  
CRA 2.30.14.3.3 and 2.30.14.3.4

Member Months	East	Middle	West	Total
	1,688,989	1,934,448	1,440,203	5,063,640
Revenues:				
TennCare Capitation	680,792,875	750,820,313	540,204,089	1,971,817,277
Investment	-	-	-	-
Other Revenues	2,002,404	1,869,907	1,675,690	5,548,000
Total Revenues	682,795,279	752,690,219	541,879,779	1,977,365,277
Estimated Expenses:				
Hospital and Medical (w/o Mental Health)				
Capitated Physician Services	-	-	-	-
Fee-for Service Physician Services	102,500,268	114,299,072	71,986,131	288,785,471
Inpatient Hospital Services	93,169,877	118,634,527	78,309,013	290,113,418
Outpatient Hospital Services	67,391,907	83,006,959	52,926,404	203,325,270
Emergency Room Services	39,134,410	33,018,323	23,794,182	95,946,915
Dental Services	-	-	-	-
Vision Services	2,536,100	3,322,314	2,749,158	8,607,572
Pharmacy Services	-	-	-	-
Home Health Services	8,263,324	3,983,464	3,532,598	15,779,386
Chiropractic Services	-	-	-	-
Radiology Services	6,653,846	8,379,378	4,537,220	19,570,445
Laboratory Services	7,463,456	8,663,031	5,771,796	21,898,282
Durable Medical Equipment Services	7,810,560	8,324,080	5,401,961	21,536,602
Transportation Services	2,349,638	2,510,012	2,558,331	7,417,980
Outside Referrals	-	-	-	-
Occupancy, Depreciation and Amortization	-	-	-	-
Other Medical and Hospital Services - Write-Ins	263,522	1,308,161	1,490,324	3,062,007
Subtotal Medical and Hospital	337,536,907	385,449,322	253,057,118	976,043,347
Mental Health and Substance Abuse Services	-	-	-	-
Inpatient Psychiatric Facility Services	9,895,933	11,838,598	14,804,899	36,539,430
Inpatient Substance Abuse Treatment and Detox	857,340	1,290,226	644,461	2,792,027
Outpatient Mental Health Services	4,845,710	8,206,545	2,361,175	15,413,430
Outpatient Substance Abuse Treatment and Detox	1,407,030	1,444,540	554,062	3,405,633
Housing/Residential Treatment	6,257,506	6,416,935	4,635,415	17,309,856
Specialized Crisis Services	185,624	228,532	348,508	762,665
Psychiatric Rehab and Support Services	6,049,913	9,923,574	8,201,659	24,175,146
Case Management	418,614	2,185,810	2,157,701	4,762,125
Forensics	-	-	-	-
Other Judicial	-	-	-	-
Pharmacy	-	-	-	-
Lab Services	-	-	-	-
Transportation	104,679	72,140	68,605	245,424
Occupancy, Depreciation and Amortization	-	-	-	-
Other Mental Health and Substance Abuse Services	3,443,271	745,777	290,911	4,479,959
PCP and Specialist Services	-	-	-	-
Tennessee Health Link	11,445,427	15,653,109	5,485,679	32,584,215
Other Mental Health Services - Write-Ins	2,400,942	3,174,331	1,263,654	6,838,926
Subtotal MH&SAS	47,311,988	61,180,118	40,816,729	149,308,834
CHOICES	-	-	-	-
Nursing Facility Care	139,092,080	123,742,485	102,099,451	364,934,016
HCBS Services	32,731,171	34,106,596	36,938,435	103,776,202
Subtotal CHOICES	171,823,251	157,849,080	139,037,886	468,710,217
Value Based Payouts	441,069	461,963	384,923	1,287,954
Value Based Recoveries	92,153	135,008	19,742	246,904
Other Medical Incentive Pool and Withhold Adjustments	-	-	-	-
Subtotal Hospital, Medical, MH&SAS, CHOICES	557,021,062	604,805,475	433,276,913	1,595,103,450
LESS:				
Net Reinsurance Recoveries Incurred	-	-	-	-
Copayments	-	-	-	-
Subrogation and Coordination of Benefits	-	-	-	-
Subtotal Reinsurance, Copay, Subrogation	-	-	-	-
Total Hospital, Medical, MH&SAS	557,021,062	604,805,475	433,276,913	1,595,103,450
Administration:				
Compensation	-	-	-	-
Direct and Allocated Admin expenses	-	-	-	-
Marketing	-	-	-	-
Interest Expense	-	-	-	-
Premium Tax Expense	40,847,131	45,048,755	32,411,907	118,307,792
Occupancy, Depreciation, and Amortization	-	-	-	-
Other Administration - Write-Ins	67,808,432	78,039,808	54,227,112	200,075,352
Total Administration Expenses	108,655,562	123,088,563	86,639,019	318,383,144
Total Expenses	665,676,624	727,894,038	519,915,932	1,913,486,594
Extraordinary Item	-	-	-	-
Provision for Income Tax	3,594,918	5,207,198	4,612,408	13,414,523
Net Income (Loss)	13,523,737	19,588,983	17,351,439	50,464,160
Write-Ins for Other Revenues				
Other Revenue - TennCare Bonuses	221,808	242,196	183,995	648,000
Other Revenue - ECF Administration Revenue and TennCare Bonuses	1,780,595	1,627,710	1,491,695	4,900,000
Other Revenue - Estimated TennCare Health Insurer Reimbursement Fee	-	-	-	-
Total Other Revenues	2,002,404	1,869,907	1,675,690	5,548,000
Write-Ins for Other Medical and Hospital	-	-	-	-
Premium Deficiency Reserve	-	-	-	-
Other Miscellaneous	(251,609)	651,667	1,053,375	1,453,434
Other Capitated Services	515,131	656,494	436,949	1,608,573
Total Other Medical and Hospital	263,522	1,308,161	1,490,324	3,062,007
Write-Ins for Other MH & SS	-	-	-	-
Other Capitated Services	2,652,282	3,173,582	1,263,654	7,089,517
Other Miscellaneous	(251,341)	749	-	(250,591)
Total Other MH & SS	2,400,942	3,174,331	1,263,654	6,838,926
Write-Ins for Other Administration	-	-	-	-
Administrative Services Fee	53,944,755	59,193,179	42,762,245	155,900,179
Behaviorial Healthcare Services	4,802,529	8,229,179	4,574,857	17,606,565
Spectera Administration Fees	-	-	-	-
Other Miscellaneous	9,061,148	10,617,449	6,890,010	26,568,608
Total Other Administration	67,808,432	78,039,808	54,227,112	200,075,352
Note	-	-	-	-

The pass-through revenue and associated taxes are excluded.  
Premium taxes reported on accrual basis, please reference the reconciliation of cash to Accrual basis accounting.



UnitedHealthcare Community Plan - East Tennessee  
Report 2A - TennCare Income Statement  
CRA 2.30.14.3.3 and 2.30.14.3.4

Member Months	Current Qtr YTD		
	Total as of 12/31/2019	YTD Total as of 12/31/2019	Prior Year as of 12/31/2018
	419,657	1,688,989	1,793,356
<b>Revenues:</b>			
TennCare Capitation	184,483,845	680,792,875	702,083,821
Investment	-	-	-
Other Revenues	512,584	2,002,404	14,562,659
<b>Total Revenues</b>	184,996,429	682,795,279	716,646,480
<b>Estimated Expenses:</b>			
<b>Hospital and Medical (w/o Mental Health)</b>			
Capitated Physician Services	-	-	-
Fee-for Service Physician Services	24,352,173	102,500,268	110,665,309
Inpatient Hospital Services	23,203,383	93,169,877	117,703,034
Outpatient Hospital Services	15,617,909	67,391,907	71,844,495
Emergency Room Services	9,380,529	39,134,410	45,906,622
Dental Services	-	-	-
Vision Services	660,642	2,536,100	2,571,426
Pharmacy Services	-	-	-
Home Health Services	2,198,770	8,263,324	7,640,921
Chiropractic Services	-	-	-
Radiology Services	1,706,922	6,653,846	7,521,119
Laboratory Services	1,760,882	7,463,456	8,361,391
Durable Medical Equipment Services	1,877,505	7,810,560	8,933,552
Transportation Services	587,049	2,349,638	3,074,049
Outside Referrals	-	-	-
Occupancy, Depreciation and Amortization	-	-	-
Other Medical and Hospital Services - Write-Ins	299,626	263,522	18,527,450
<b>Subtotal Medical and Hospital</b>	81,645,390	337,536,907	402,749,368
<b>Mental Health and Substance Abuse Services</b>			
Inpatient Psychiatric Facility Services	3,532,585	9,895,933	7,958,988
Inpatient Substance Abuse Treatment and Detox	221,272	857,340	721,260
Outpatient Mental Health Services	1,378,532	4,845,710	5,892,448
Outpatient Substance Abuse Treatment and Detox	351,094	1,407,030	1,260,369
Housing/Residential Treatment	2,576,954	6,257,506	4,193,862
Specialized Crisis Services	52,824	185,624	132,140
Psychiatric Rehab and Support Services	1,438,986	6,049,913	6,056,736
Case Management	14,993	418,614	524,151
Forensics	-	-	-
Other Judicial	-	-	-
Pharmacy	-	-	-
Lab Services	-	-	-
Transportation	21,792	104,679	209,478
Occupancy, Depreciation and Amortization	-	-	-
Other Mental Health and Substance Abuse Services	882,955	3,443,271	3,564,764
PCP and Specialist Services	-	-	-
Tennessee Health Link	3,532,116	11,445,427	10,939,304
Other Mental Health Services - Write-Ins	433,860	2,400,942	-
<b>Subtotal MH&amp;SAS</b>	14,437,963	47,311,988	41,453,498
<b>CHOICES</b>			
Nursing Facility Care	33,114,828	139,092,080	137,619,509
HCBS Services	8,078,926	32,731,171	32,971,078
<b>Subtotal CHOICES</b>	41,193,754	171,823,251	170,590,587
Value Based Payouts	426,655	441,069	343,386
Value Based Recoveries	131,918	92,153	57,411
Other Medical Incentive Pool and Withhold Adjustments	-	-	-
<b>Subtotal Hospital, Medical, MH&amp;SAS, CHOICES</b>	137,571,843	557,021,062	615,079,429
<b>LESS:</b>			
Net Reinsurance Recoveries Incurred	-	-	-
Copayments	-	-	-
Subrogation and Coordination of Benefits	-	-	-
<b>Subtotal Reinsurance, Copay, Subrogation</b>	-	-	-
<b>Total Hospital, Medical, MH&amp;SAS</b>	137,571,843	557,021,062	615,079,429
<b>Administration:</b>			
Compensation	-	-	-
Direct and Allocated Admin expenses	-	-	-
Marketing	-	-	-
Interest Expense	-	-	-
Premium Tax Expense	11,069,069	40,847,131	54,890,400
Occupancy, Depreciation, and Amortization	-	-	-
Other Administration - Write-Ins	18,750,058	67,808,432	78,093,627
<b>Total Administration Expenses</b>	29,819,126	108,655,562	132,984,027
<b>Total Expenses</b>	167,390,969	665,676,624	748,063,455
Extraordinary Item	-	-	-
Provision for Income Tax	3,697,147	3,594,918	(1,401,065)
<b>Net Income (Loss)</b>	13,908,314	13,523,737	(30,015,911)
<b>Write-Ins for Other Revenues</b>			
Other Revenue - TennCare Bonuses		221,808	
Other Revenue - ECF Administration Revenue and TennCare Bonuses	290,776	1,780,595	1,939,633
Other Revenue - Estimated TennCare Health Insurer Reimbursement Fee	-	-	12,036,025
Total Other Revenues	290,776	2,002,404	14,562,659
<b>Write-Ins for Other Medical and Hospital</b>			
Premium Deficiency Reserve	-	-	14,707,000
Other Miscellaneous	172,968	(251,609)	222,950
Other Capitated Services	126,658	515,131	3,597,500
Total Other Medical and Hospital	299,626	263,522	18,527,450
<b>Write-Ins for Other MH &amp; SS</b>			
Other Capitated Services	433,860	2,652,282	-
Other Miscellaneous	-	(251,341)	-
Total Other MH & SS	433,860	2,400,942	-
<b>Write-Ins for Other Administration</b>			
Administrative Services Fee	15,378,923	53,944,755	54,049,169
Behaviorial Healthcare Services	1,184,369	4,802,529	5,136,797
Spectera Administration Fees	-	-	-
Other Miscellaneous	2,186,766	9,061,148	18,907,661
Total Other Administration	18,750,058	67,808,432	78,093,627
	-	-	-

Note

The pass-through revenue and associated taxes are excluded.  
Premium taxes reported on accrual basis, please reference the reconciliation of cash to Accrual basis accounting.



UnitedHealthcare Community Plan - Middle Tennessee  
Report 2A - TennCare Income Statement  
CRA 2.30.14.3.3 and 2.30.14.3.4

Member Months	Current Qtr YTD		
	Total as of 12/31/2019	YTD Total as of 12/31/2019	Prior Year as of 12/31/2018
	493,555	1,934,448	1,948,362
<b>Revenues:</b>			
TennCare Capitation	212,145,002	750,820,313	740,421,641
Investment	-	-	-
Other Revenues	502,309	1,869,907	18,185,879
<b>Total Revenues</b>	<b>212,647,311</b>	<b>752,690,219</b>	<b>758,607,520</b>
<b>Estimated Expenses:</b>			
<b>Hospital and Medical (w/o Mental Health)</b>			
Capitated Physician Services	-	-	-
Fee-for Service Physician Services	27,588,281	114,299,072	113,380,090
Inpatient Hospital Services	30,561,590	118,634,527	134,570,138
Outpatient Hospital Services	19,621,065	83,006,959	80,418,067
Emergency Room Services	8,691,142	33,018,323	37,319,263
Dental Services	-	-	-
Vision Services	883,606	3,322,314	3,202,177
Pharmacy Services	-	-	-
Home Health Services	1,064,737	3,983,464	3,664,726
Chiropractic Services	-	-	-
Radiology Services	2,046,464	8,379,378	8,916,072
Laboratory Services	2,116,614	8,663,031	9,438,311
Durable Medical Equipment Services	2,198,613	8,324,080	8,583,045
Transportation Services	627,533	2,510,012	3,161,773
Outside Referrals	-	-	-
Occupancy, Depreciation and Amortization	-	-	-
Other Medical and Hospital Services - Write-Ins	629,678	1,308,161	5,713,771
<b>Subtotal Medical and Hospital</b>	<b>96,029,321</b>	<b>385,449,322</b>	<b>408,367,434</b>
<b>Mental Health and Substance Abuse Services</b>			
Inpatient Psychiatric Facility Services	2,575,773	11,838,598	11,264,652
Inpatient Substance Abuse Treatment and Detox	149,881	1,290,226	1,316,940
Outpatient Mental Health Services	1,390,321	8,206,545	10,027,392
Outpatient Substance Abuse Treatment and Detox	169,282	1,444,540	1,479,567
Housing/Residential Treatment	1,329,743	6,416,935	5,768,925
Specialized Crisis Services	38,597	228,532	257,502
Psychiatric Rehab and Support Services	1,699,731	9,923,574	10,816,041
Case Management	(276,225)	2,185,810	3,018,187
Forensics	-	-	-
Other Judicial	-	-	-
Pharmacy	-	-	-
Lab Services	-	-	-
Transportation	5,427	72,140	151,646
Occupancy, Depreciation and Amortization	-	-	-
Other Mental Health and Substance Abuse Services	141,840	745,777	851,882
PCP and Specialist Services	-	-	-
Tennessee Health Link	3,687,942	15,653,109	14,584,169
Other Mental Health Services - Write-Ins	804,912	3,174,331	-
<b>Subtotal MH&amp;SAS</b>	<b>11,717,225</b>	<b>61,180,118</b>	<b>59,536,902</b>
<b>CHOICES</b>			
Nursing Facility Care	31,370,315	123,742,485	121,131,681
HCBS Services	8,286,491	34,106,596	34,738,021
<b>Subtotal CHOICES</b>	<b>39,656,805</b>	<b>157,849,080</b>	<b>155,869,702</b>
Value Based Payouts	461,963	461,963	403,708
Value Based Recoveries	226,886	135,008	353,407
Other Medical Incentive Pool and Withhold Adjustments	-	-	-
<b>Subtotal Hospital, Medical, MH&amp;SAS, CHOICES</b>	<b>147,638,428</b>	<b>604,805,475</b>	<b>623,824,339</b>
<b>LESS:</b>			
Net Reinsurance Recoveries Incurred	-	-	-
Copayments	-	-	-
Subrogation and Coordination of Benefits	-	-	-
<b>Subtotal Reinsurance, Copay, Subrogation</b>	<b>-</b>	<b>-</b>	<b>-</b>
<b>Total Hospital, Medical, MH&amp;SAS</b>	<b>147,638,428</b>	<b>604,805,475</b>	<b>623,824,339</b>
<b>Administration:</b>			
Compensation	-	-	-
Direct and Allocated Admin expenses	-	-	-
Marketing	-	-	-
Interest Expense	-	-	-
Premium Tax Expense	12,728,700	45,048,755	57,300,933
Occupancy, Depreciation, and Amortization	-	-	-
Other Administration - Write-Ins	21,075,257	78,039,808	85,656,088
<b>Total Administration Expenses</b>	<b>33,803,957</b>	<b>123,088,563</b>	<b>142,957,021</b>
<b>Total Expenses</b>	<b>181,442,385</b>	<b>727,894,038</b>	<b>766,781,360</b>
Extraordinary Item	-	-	-
Provision for Income Tax	6,553,035	5,207,198	556,099
<b>Net Income (Loss)</b>	<b>24,651,892</b>	<b>19,588,983</b>	<b>(8,729,938)</b>
<b>Write-Ins for Other Revenues</b>			
Other Revenue - TennCare Bonuses		242,196	
Other Revenue - ECF Administration Revenue and TennCare Bonuses	260,113	1,627,710	1,669,916
Other Revenue - Estimated TennCare Health Insurer Reimbursement Fee	-	-	16,515,962
Total Other Revenues	260,113	1,869,907	18,185,879
<b>Write-Ins for Other Medical and Hospital</b>			
Premium Deficiency Reserve	-	-	
Other Miscellaneous	482,067	651,667	1,761,171
Other Capitated Services	147,611	656,494	3,952,600
Total Other Medical and Hospital	629,678	1,308,161	5,713,771
<b>Write-Ins for Other MH &amp; SS</b>			
Other Capitated Services	804,163	3,173,582	-
Other Miscellaneous	749	749	-
Total Other MH & SS	804,912	3,174,331	-
<b>Write-Ins for Other Administration</b>			
Administrative Services Fee	17,617,272	59,193,179	56,827,297
Behaviorial Healthcare Services	2,088,020	8,229,179	5,996,253
Spectera Administration Fees	-	-	
Other Miscellaneous	1,369,965	10,617,449	22,832,538
Total Other Administration	21,075,257	78,039,808	85,656,088
		-	
<b>Note</b>			
<b>Note</b>			

The pass-through revenue and associated taxes are excluded.  
Premium taxes reported on accrual basis, please reference the reconciliation of cash to Accrual basis accounting.



UnitedHealthcare Community Plan - West Tennessee  
Report 2A - TennCare Income Statement  
CRA 2.30.14.3.3 and 2.30.14.3.4

Member Months	Current Qtr YTD		Prior Year as of 12/31/2018
	Total as of 12/31/2019	YTD Total as of 12/31/2019	
	364,815	1,440,203	1,462,439
<b>Revenues:</b>			
TennCare Capitation	150,365,787	540,204,089	539,231,310
Investment	-	-	-
Other Revenues	421,906	1,675,690	11,390,990
<b>Total Revenues</b>	<b>150,787,694</b>	<b>541,879,779</b>	<b>550,622,299</b>
<b>Estimated Expenses:</b>			
<b>Hospital and Medical (w/o Mental Health)</b>			
Capitated Physician Services	-	-	-
Fee-for Service Physician Services	17,135,051	71,986,131	69,642,554
Inpatient Hospital Services	20,175,557	78,309,013	86,864,433
Outpatient Hospital Services	12,777,340	52,926,404	56,247,820
Emergency Room Services	6,143,968	23,794,182	27,601,687
Dental Services	-	-	-
Vision Services	717,282	2,749,158	3,010,432
Pharmacy Services	-	-	-
Home Health Services	975,863	3,532,598	3,322,868
Chiropractic Services	-	-	-
Radiology Services	1,106,010	4,537,220	4,273,419
Laboratory Services	1,366,218	5,771,796	6,035,880
Durable Medical Equipment Services	1,365,766	5,401,961	6,231,021
Transportation Services	658,984	2,558,331	3,190,412
Outside Referrals	-	-	-
Occupancy, Depreciation and Amortization	-	-	-
Other Medical and Hospital Services - Write-Ins	1,095,215	1,490,324	1,793,724
<b>Subtotal Medical and Hospital</b>	<b>63,517,254</b>	<b>253,057,118</b>	<b>268,214,250</b>
<b>Mental Health and Substance Abuse Services</b>			
Inpatient Psychiatric Facility Services	4,891,848	14,804,899	12,929,043
Inpatient Substance Abuse Treatment and Detox	173,041	644,461	629,331
Outpatient Mental Health Services	654,686	2,361,175	2,903,964
Outpatient Substance Abuse Treatment and Detox	146,581	554,062	605,488
Housing/Residential Treatment	1,248,127	4,635,415	3,408,165
Specialized Crisis Services	47,216	348,508	101,354
Psychiatric Rehab and Support Services	2,077,591	8,201,659	7,978,340
Case Management	521,753	2,157,701	2,685,167
Forensics	-	-	-
Other Judicial	-	-	-
Pharmacy	-	-	-
Lab Services	-	-	-
Transportation	18,802	68,605	114,044
Occupancy, Depreciation and Amortization	-	-	-
Other Mental Health and Substance Abuse Services	75,151	290,911	379,033
PCP and Specialist Services	-	-	-
Tennessee Health Link	1,461,873	5,485,679	5,411,453
Other Mental Health Services - Write-Ins	317,501	1,263,654	-
<b>Subtotal MH&amp;SAS</b>	<b>11,634,169</b>	<b>40,816,729</b>	<b>37,145,381</b>
<b>CHOICES</b>			
Nursing Facility Care	24,869,712	102,099,451	101,515,967
HCBS Services	9,311,458	36,938,435	35,564,089
<b>Subtotal CHOICES</b>	<b>34,181,170</b>	<b>139,037,886</b>	<b>137,080,056</b>
Value Based Payouts	384,923	384,923	239,785
Value Based Recoveries	23,464	19,742	(17,179)
Other Medical Incentive Pool and Withhold Adjustments	-	-	-
<b>Subtotal Hospital, Medical, MH&amp;SAS, CHOICES</b>	<b>109,694,052</b>	<b>433,276,913</b>	<b>442,696,651</b>
<b>LESS:</b>			
Net Reinsurance Recoveries Incurred	-	-	-
Copayments	-	-	-
Subrogation and Coordination of Benefits	-	-	-
<b>Subtotal Reinsurance, Copay, Subrogation</b>	<b>-</b>	<b>-</b>	<b>-</b>
<b>Total Hospital, Medical, MH&amp;SAS</b>	<b>109,694,052</b>	<b>433,276,913</b>	<b>442,696,651</b>
<b>Administration:</b>			
Compensation	-	-	-
Direct and Allocated Admin expenses	-	-	-
Marketing	-	-	-
Interest Expense	-	-	-
Premium Tax Expense	9,021,947	32,411,907	40,472,716
Occupancy, Depreciation, and Amortization	-	-	-
Other Administration - Write-Ins	15,427,848	54,227,112	60,301,195
<b>Total Administration Expenses</b>	<b>24,449,795</b>	<b>86,639,019</b>	<b>100,773,911</b>
<b>Total Expenses</b>	<b>134,143,847</b>	<b>519,915,932</b>	<b>543,470,562</b>
Extraordinary Item	-	-	-
Provision for Income Tax	3,495,208	4,612,408	3,102,714
<b>Net Income (Loss)</b>	<b>13,148,639</b>	<b>17,351,439</b>	<b>4,049,023</b>
<b>Write-Ins for Other Revenues</b>			
Other Revenue - TennCare Bonuses	-	183,995	-
Other Revenue - ECF Administration Revenue and TennCare Bonuses	237,911	1,491,695	1,586,850
Other Revenue - Estimated TennCare Health Insurer Reimbursement Fee	-	-	9,804,139
<b>Total Other Revenues</b>	<b>237,911</b>	<b>1,675,690</b>	<b>11,390,990</b>
<b>Write-Ins for Other Medical and Hospital</b>			
Premium Deficiency Reserve	-	-	-
Other Miscellaneous	985,665	1,053,375	68,179
Other Capitated Services	109,550	436,949	1,725,545
<b>Total Other Medical and Hospital</b>	<b>1,095,215</b>	<b>1,490,324</b>	<b>1,793,724</b>
<b>Write-Ins for Other MH &amp; SS</b>			
Other Capitated Services	317,501	1,263,654	-
Other Miscellaneous	-	-	-
<b>Total Other MH &amp; SS</b>	<b>317,501</b>	<b>1,263,654</b>	<b>-</b>
<b>Write-Ins for Other Administration</b>			
Administrative Services Fee	12,508,696	42,762,245	41,422,801
Behaviorial Healthcare Services	1,149,670	4,574,857	4,196,555
Spectera Administration Fees	-	-	-
Other Miscellaneous	1,769,482	6,890,010	14,681,838
<b>Total Other Administration</b>	<b>15,427,848</b>	<b>54,227,112</b>	<b>60,301,195</b>

**Note**

The pass-through revenue and associated taxes are excluded.  
Premium taxes reported on accrual basis, please reference the reconciliation of cash to Accrual basis accounting.





## Actuarial Certification

Carrier: UnitedHealthcare Plan of the River Valley, Inc.  
Date: January 10, 2020  
Valuation Date: December 2019  
Subject: TennCare Claim Reserve Estimate (IBNR) as of December 2019 – Risk Business – Eastern Tennessee – Long Term Care

I, Kevin P. Donnelly, am Director of Actuarial Services for United HealthCare. I am a member of the American Academy of Actuaries and am qualified to render the actuarial opinion contained herein.

In my opinion, the claim reserve estimate (IBNR) of \$15,647,562 provides good and sufficient provision for all unpaid claim liabilities and was computed in accordance with currently accepted actuarial standards.

Note that, as of December 2019, this block of business had approximately 3,400 members.

A handwritten signature in black ink, appearing to read 'Kevin P. Donnelly', written over a horizontal line.

Kevin P. Donnelly, FSA, FCAS, MAAA

Director of Actuarial Services, United Healthcare

9800 Health Care Lane, MN006-W009

Minnetonka, MN 55343

(952) 931-5433

E-mail: [Kevin.donnelly@uhc.com](mailto:Kevin.donnelly@uhc.com)





## Actuarial Certification

Carrier: UnitedHealthcare Plan of the River Valley, Inc.  
Date: January 10, 2020  
Valuation Date: December 2019  
Subject: TennCare Claim Reserve Estimate (IBNR) as of December 2019 – Risk Business – Eastern Tennessee – Excluding Long Term Care

I, Kevin P. Donnelly, am Director of Actuarial Services for United HealthCare. I am a member of the American Academy of Actuaries and am qualified to render the actuarial opinion contained herein.

In my opinion, the claim reserve estimate (IBNR) of \$42,044,384 provides good and sufficient provision for all unpaid claim liabilities and was computed in accordance with currently accepted actuarial standards.

Note that, as of December 2019, this block of business had approximately 135,200 members.

A handwritten signature in black ink, appearing to read 'Kevin P. Donnelly', written over a horizontal line.

Kevin P. Donnelly, FSA, FCAS, MAAA

Director of Actuarial Services, United Healthcare

9800 Health Care Lane, MN006-W009

Minnetonka, MN 55343

(952) 931-5433

E-mail: Kevin.donnelly@uhc.com





## Actuarial Certification

Carrier: UnitedHealthcare Plan of the River Valley, Inc.  
Date: January 10, 2020  
Valuation Date: December 2019  
Subject: TennCare Claim Reserve Estimate (IBNR) as of December 2019 – Risk Business – Middle Tennessee – Long Term Care

I, Kevin P. Donnelly, am Director of Actuarial Services for United HealthCare. I am a member of the American Academy of Actuaries and am qualified to render the actuarial opinion contained herein.

In my opinion, the claim reserve estimate (IBNR) of \$14,349,283 provides good and sufficient provision for all unpaid claim liabilities and was computed in accordance with currently accepted actuarial standards.

Note that, as of December 2019, this block of business had approximately 3,300 members.

Kevin P. Donnelly, FSA, FCAS, MAAA

Director of Actuarial Services, United Healthcare

9800 Health Care Lane, MN006-W009

Minnetonka, MN 55343

(952) 931-5433

E-mail: Kevin.donnelly@uhc.com





## Actuarial Certification

Carrier: UnitedHealthcare Plan of the River Valley, Inc.  
Date: January 10, 2020  
Valuation Date: December 2019  
Subject: TennCare Claim Reserve Estimate (IBNR) as of December 2019 – Risk Business – Middle Tennessee – Excluding Long Term Care

I, Kevin P. Donnelly, am Director of Actuarial Services for United HealthCare. I am a member of the American Academy of Actuaries and am qualified to render the actuarial opinion contained herein.

In my opinion, the claim reserve estimate (IBNR) of \$48,936,280 provides good and sufficient provision for all unpaid claim liabilities and was computed in accordance with currently accepted actuarial standards.

Note that, as of December 2019, this block of business had approximately 159,900 members.

Kevin P. Donnelly, FSA, FCAS, MAAA

Director of Actuarial Services, United Healthcare

9800 Health Care Lane, MN006-W009

Minnetonka, MN 55343

(952) 931-5433

E-mail: Kevin.donnelly@uhc.com





## Actuarial Certification

Carrier: UnitedHealthcare Plan of the River Valley, Inc.  
Date: January 10, 2020  
Valuation Date: December 2019  
Subject: TennCare Claim Reserve Estimate (IBNR) as of December 2019 – Risk Business –  
Western Tennessee – Long Term Care

I, Kevin P. Donnelly, am Director of Actuarial Services for United HealthCare. I am a member of the American Academy of Actuaries and am qualified to render the actuarial opinion contained herein.

In my opinion, the claim reserve estimate (IBNR) of \$11,233,756 provides good and sufficient provision for all unpaid claim liabilities and was computed in accordance with currently accepted actuarial standards.

Note that, as of December 2019, this block of business had approximately 2,800 members.

Kevin P. Donnelly, FSA, FCAS, MAAA

Director of Actuarial Services, United Healthcare

9800 Health Care Lane, MN006-W009

Minnetonka, MN 55343

(952) 931-5433

E-mail: Kevin.donnelly@uhc.com





## Actuarial Certification

Carrier: UnitedHealthcare Plan of the River Valley, Inc.  
Date: January 10, 2020  
Valuation Date: December 2019  
Subject: TennCare Claim Reserve Estimate (IBNR) as of December 2019 – Risk Business –  
Western Tennessee – Excluding Long Term Care

I, Kevin P. Donnelly, am Director of Actuarial Services for United HealthCare. I am a member of the American Academy of Actuaries and am qualified to render the actuarial opinion contained herein.

In my opinion, the claim reserve estimate (IBNR) of \$35,841,376 provides good and sufficient provision for all unpaid claim liabilities and was computed in accordance with currently accepted actuarial standards.

Note that, as of December 2019, this block of business had approximately 117,500 members.

A handwritten signature in black ink, appearing to read 'Kevin P. Donnelly', written over a horizontal line.

Kevin P. Donnelly, FSA, FCAS, MAAA

Director of Actuarial Services, United Healthcare

9800 Health Care Lane, MN006-W009

Minnetonka, MN 55343

(952) 931-5433

E-mail: Kevin.donnelly@uhc.com





January 10, 2020

## STATEMENT OF ACTUARIAL OPINION

Statutory Quarterly Statement of United Healthcare Plan of the River Valley, Inc.

Medicaid Risk Business in Eastern Tennessee, Long Term Care

As of and for the Period Ended December 31, 2019

I, Kevin P. Donnelly, am a Member of the American Academy of Actuaries (Academy) and Director of Actuarial Services for United Healthcare Plan of the River Valley, Inc.'s Medicaid plans. I meet the Academy qualification standards for rendering this statement of actuarial opinion.

This statement is for United Healthcare Plan of the River Valley, Inc.'s Medicaid Long Term Care risk business in Eastern Tennessee, which had approximately 3,400 members in December 2019. This business became effective August 1, 2010.

I have examined the actuarial assumptions and methods used in determining the loss reserves listed below, as prepared for filing with regulatory officials as of December 31, 2019.

I have determined that the appropriate level for claims liability for this block of business is \$15,647,562.

Note that in the annual statement, both Medicaid and non-Medicaid businesses are combined.

My examination included such review of the actuarial assumptions and actuarial methods and of the underlying basic liability records and such tests of the actuarial calculations as I considered necessary.

In my opinion the amounts carried in the balance sheet on account of the actuarial items identified above:

- a) Are computed in accordance with presently accepted actuarial standards consistently applied and are fairly stated in accordance with sound actuarial principles;
- b) Are based on actuarial assumptions which are in accordance with or stronger than those called for in related contract provisions and are appropriate for the purpose for which the statement was prepared;
- c) Meet the requirements of the laws of the State of Tennessee;
- d) Make good and sufficient provision for all unpaid claims and other actuarial liabilities of the organization guaranteed under the terms of its contracts and agreements;




- e) Are computed on the basis of actuarial assumptions and methods consistent in all material respects with those used in computing the corresponding items in the annual statement of the preceding year-end; and
- f) Include provision, in the aggregate, for all actuarial reserves and related statement items which ought to be established.

The actuarial methods, considerations and analyses used in forming my opinion conform to the appropriate Standards of Practice as promulgated from time to time by the Actuarial Standards Board, whose standards form the basis of this statement of opinion.

This statement has been prepared for inclusion with United Healthcare Plan of the River Valley, Inc.'s statutory quarterly statement for filing with regulatory authorities of the State of Tennessee and is intended for no other purpose.

January 10, 2020



Kevin P. Donnelly, FSA, FCAS, MAAA

Director of Actuarial Services, United Healthcare

9800 Health Care Lane, MN006-W009

Minnetonka, MN 55343

(952) 931-5433

E-mail: [Kevin.donnelly@uhc.com](mailto:Kevin.donnelly@uhc.com)





January 10, 2020

## STATEMENT OF ACTUARIAL OPINION

Statutory Quarterly Statement of United Healthcare Plan of the River Valley, Inc.

Medicaid Risk Business in Eastern Tennessee, Excluding Long Term Care

As of and for the Period Ended December 31, 2019

I, Kevin P. Donnelly, am a Member of the American Academy of Actuaries (Academy) and Director of Actuarial Services for United Healthcare Plan of the River Valley, Inc.'s Medicaid plans. I meet the Academy qualification standards for rendering this statement of actuarial opinion.

This statement is for United Healthcare Plan of the River Valley, Inc.'s Medicaid risk business in Eastern Tennessee, which had approximately 135,200 members in December 2019. This business became effective July 1, 2009.

I have examined the actuarial assumptions and methods used in determining the loss reserves listed below, as prepared for filing with regulatory officials as of December 31, 2019.

I have determined that the appropriate level for claims liability for this block of business is \$42,044,384.

Note that in the annual statement, both Medicaid and non-Medicaid businesses are combined.

My examination included such review of the actuarial assumptions and actuarial methods and of the underlying basic liability records and such tests of the actuarial calculations as I considered necessary.

In my opinion the amounts carried in the balance sheet on account of the actuarial items identified above:

- a) Are computed in accordance with presently accepted actuarial standards consistently applied and are fairly stated in accordance with sound actuarial principles;
- b) Are based on actuarial assumptions which are in accordance with or stronger than those called for in related contract provisions and are appropriate for the purpose for which the statement was prepared;
- c) Meet the requirements of the laws of the State of Tennessee;
- d) Make good and sufficient provision for all unpaid claims and other actuarial liabilities of the organization guaranteed under the terms of its contracts and agreements;




- e) Are computed on the basis of actuarial assumptions and methods consistent in all material respects with those used in computing the corresponding items in the annual statement of the preceding year-end; and
- f) Include provision, in the aggregate, for all actuarial reserves and related statement items which ought to be established.

The actuarial methods, considerations and analyses used in forming my opinion conform to the appropriate Standards of Practice as promulgated from time to time by the Actuarial Standards Board, whose standards form the basis of this statement of opinion.

This statement has been prepared for inclusion with United Healthcare Plan of the River Valley, Inc.'s statutory quarterly statement for filing with regulatory authorities of the State of Tennessee and is intended for no other purpose.

January 10, 2020

A handwritten signature in black ink, appearing to read "Kevin P. Donnelly", is written over a horizontal line.

Kevin P. Donnelly, FSA, FCAS, MAAA

Director of Actuarial Services, United Healthcare

9800 Health Care Lane, MN006-W009

Minnetonka, MN 55343

(952) 931-5433

E-mail: [Kevin.donnelly@uhc.com](mailto:Kevin.donnelly@uhc.com)





January 10, 2020

## STATEMENT OF ACTUARIAL OPINION

Statutory Quarterly Statement of United Healthcare Plan of the River Valley, Inc.

Medicaid Risk Business in Middle Tennessee, Long Term Care

As of and for the Period Ended December 31, 2019

I, Kevin P. Donnelly, am a Member of the American Academy of Actuaries (Academy) and Director of Actuarial Services for United Healthcare Plan of the River Valley, Inc.'s Medicaid plans. I meet the Academy qualification standards for rendering this statement of actuarial opinion.

This statement is for United Healthcare Plan of the River Valley, Inc.'s Medicaid Long Term Care risk business in Middle Tennessee, which had 3,300 members in December 2019. This business became effective December 1, 2010.

I have examined the actuarial assumptions and methods used in determining the loss reserves listed below, as prepared for filing with regulatory officials as of December 31, 2019.

I have determined that the appropriate level for claims liability for this block of business is \$14,349,283.

Note that in the annual statement, both Medicaid and non-Medicaid businesses are combined.

My examination included such review of the actuarial assumptions and actuarial methods and of the underlying basic liability records and such tests of the actuarial calculations as I considered necessary.

In my opinion the amounts carried in the balance sheet on account of the actuarial items identified above:

- a) Are computed in accordance with presently accepted actuarial standards consistently applied and are fairly stated in accordance with sound actuarial principles;
- b) Are based on actuarial assumptions which are in accordance with or stronger than those called for in related contract provisions and are appropriate for the purpose for which the statement was prepared;
- c) Meet the requirements of the laws of the State of Tennessee;
- d) Make good and sufficient provision for all unpaid claims and other actuarial liabilities of the organization guaranteed under the terms of its contracts and agreements;




- e) Are computed on the basis of actuarial assumptions and methods consistent in all material respects with those used in computing the corresponding items in the annual statement of the preceding year-end; and
- f) Include provision, in the aggregate, for all actuarial reserves and related statement items which ought to be established.

The actuarial methods, considerations and analyses used in forming my opinion conform to the appropriate Standards of Practice as promulgated from time to time by the Actuarial Standards Board, whose standards form the basis of this statement of opinion.

This statement has been prepared for inclusion with United Healthcare Plan of the River Valley, Inc.'s statutory quarterly statement for filing with regulatory authorities of the State of Tennessee and is intended for no other purpose.

January 10, 2020

A handwritten signature in black ink, appearing to read "Kevin P. Donnelly", is written over a horizontal line.

Kevin P. Donnelly, FSA, FCAS, MAAA

Director of Actuarial Services, United Healthcare

9800 Health Care Lane, MN006-W009

Minnetonka, MN 55343

(952) 931-5433

E-mail: Kevin.donnelly@uhc.com





January 10, 2020

## STATEMENT OF ACTUARIAL OPINION

Statutory Quarterly Statement of United Healthcare Plan of the River Valley, Inc.

Medicaid Risk Business in Middle Tennessee, Excluding Long Term Care

As of and for the Period Ended December 31, 2019

I, Kevin P. Donnelly, am a Member of the American Academy of Actuaries (Academy) and Director of Actuarial Services for United Healthcare Plan of the River Valley, Inc.'s Medicaid plans. I meet the Academy qualification standards for rendering this statement of actuarial opinion.

This statement is for United Healthcare Plan of the River Valley, Inc.'s Medicaid risk business in Middle Tennessee, which had approximately 159,900 members in December 2019. This business became effective April 1, 2007.

I have examined the actuarial assumptions and methods used in determining the loss reserves listed below, as prepared for filing with regulatory officials as of December 31, 2019.

I have determined that the appropriate level for claims liability for this block of business is \$48,936,280.

Note that in the annual statement, both Medicaid and non-Medicaid businesses are combined.

My examination included such review of the actuarial assumptions and actuarial methods and of the underlying basic liability records and such tests of the actuarial calculations as I considered necessary.

In my opinion the amounts carried in the balance sheet on account of the actuarial items identified above:

- a) Are computed in accordance with presently accepted actuarial standards consistently applied and are fairly stated in accordance with sound actuarial principles;
- b) Are based on actuarial assumptions which are in accordance with or stronger than those called for in related contract provisions and are appropriate for the purpose for which the statement was prepared;
- c) Meet the requirements of the laws of the State of Tennessee;
- d) Make good and sufficient provision for all unpaid claims and other actuarial liabilities of the organization guaranteed under the terms of its contracts and agreements;




- e) Are computed on the basis of actuarial assumptions and methods consistent in all material respects with those used in computing the corresponding items in the annual statement of the preceding year-end; and
- f) Include provision, in the aggregate, for all actuarial reserves and related statement items which ought to be established.

The actuarial methods, considerations and analyses used in forming my opinion conform to the appropriate Standards of Practice as promulgated from time to time by the Actuarial Standards Board, whose standards form the basis of this statement of opinion.

This statement has been prepared for inclusion with United Healthcare Plan of the River Valley, Inc.'s statutory quarterly statement for filing with regulatory authorities of the State of Tennessee and is intended for no other purpose.

January 10, 2020

A handwritten signature in black ink, appearing to read 'Kevin P. Donnelly', is written over a horizontal line.

Kevin P. Donnelly, FSA, FCAS, MAAA

Director of Actuarial Services, United Healthcare

9800 Health Care Lane, MN006-W009

Minnetonka, MN 55343

(952) 931-5433

E-mail: [Kevin.donnelly@uhc.com](mailto:Kevin.donnelly@uhc.com)





January 10, 2020

## STATEMENT OF ACTUARIAL OPINION

Statutory Quarterly Statement of United Healthcare Plan of the River Valley, Inc.

Medicaid Risk Business in Western Tennessee, Long Term Care

As of and for the Period Ended December 31, 2019

I, Kevin P. Donnelly, am a Member of the American Academy of Actuaries (Academy) and Director of Actuarial Services for United Healthcare Plan of the River Valley, Inc.'s Medicaid plans. I meet the Academy qualification standards for rendering this statement of actuarial opinion.

This statement is for United Healthcare Plan of the River Valley, Inc.'s Medicaid Long Term Care risk business in Western Tennessee, which had approximately 2,800 members in December 2019. This business became effective August 1, 2010.

I have examined the actuarial assumptions and methods used in determining the loss reserves listed below, as prepared for filing with regulatory officials as of December 31, 2019.

I have determined that the appropriate level for claims liability for this block of business is \$11,233,756.

Note that in the annual statement, both Medicaid and non-Medicaid businesses are combined.

My examination included such review of the actuarial assumptions and actuarial methods and of the underlying basic liability records and such tests of the actuarial calculations as I considered necessary.

In my opinion the amounts carried in the balance sheet on account of the actuarial items identified above:

- a) Are computed in accordance with presently accepted actuarial standards consistently applied and are fairly stated in accordance with sound actuarial principles;
- b) Are based on actuarial assumptions which are in accordance with or stronger than those called for in related contract provisions and are appropriate for the purpose for which the statement was prepared;
- c) Meet the requirements of the laws of the State of Tennessee;
- d) Make good and sufficient provision for all unpaid claims and other actuarial liabilities of the organization guaranteed under the terms of its contracts and agreements;




- e) Are computed on the basis of actuarial assumptions and methods consistent in all material respects with those used in computing the corresponding items in the annual statement of the preceding year-end; and
- f) Include provision, in the aggregate, for all actuarial reserves and related statement items which ought to be established.

The actuarial methods, considerations and analyses used in forming my opinion conform to the appropriate Standards of Practice as promulgated from time to time by the Actuarial Standards Board, whose standards form the basis of this statement of opinion.

This statement has been prepared for inclusion with United Healthcare Plan of the River Valley, Inc.'s statutory quarterly statement for filing with regulatory authorities of the State of Tennessee and is intended for no other purpose.

January 10, 2020

A handwritten signature in dark ink, appearing to read "Kevin P. Donnelly", is written over a horizontal line.

Kevin P. Donnelly, FSA, FCAS, MAAA

Director of Actuarial Services, United Healthcare

9800 Health Care Lane, MN006-W009

Minnetonka, MN 55343

(952) 931-5433

E-mail: [Kevin.donnelly@uhc.com](mailto:Kevin.donnelly@uhc.com)





January 10, 2020

## STATEMENT OF ACTUARIAL OPINION

Statutory Quarterly Statement of United Healthcare Plan of the River Valley, Inc.

Medicaid Risk Business in Western Tennessee, Excluding Long Term Care

As of and for the Period Ended December 31, 2019

I, Kevin P. Donnelly, am a Member of the American Academy of Actuaries (Academy) and Director of Actuarial Services for United Healthcare Plan of the River Valley, Inc.'s Medicaid plans. I meet the Academy qualification standards for rendering this statement of actuarial opinion.

This statement is for United Healthcare Plan of the River Valley, Inc.'s Medicaid risk business in Western Tennessee, which had approximately 117,500 members in December 2019. This business became effective December 1, 2008.

I have examined the actuarial assumptions and methods used in determining the loss reserves listed below, as prepared for filing with regulatory officials as of December 31, 2019.

I have determined that the appropriate level for claims liability for this block of business is \$35,841,376.

Note that in the annual statement, both Medicaid and non-Medicaid businesses are combined.

My examination included such review of the actuarial assumptions and actuarial methods and of the underlying basic liability records and such tests of the actuarial calculations as I considered necessary.

In my opinion the amounts carried in the balance sheet on account of the actuarial items identified above:

- a) Are computed in accordance with presently accepted actuarial standards consistently applied and are fairly stated in accordance with sound actuarial principles;
- b) Are based on actuarial assumptions which are in accordance with or stronger than those called for in related contract provisions and are appropriate for the purpose for which the statement was prepared;
- c) Meet the requirements of the laws of the State of Tennessee;
- d) Make good and sufficient provision for all unpaid claims and other actuarial liabilities of the organization guaranteed under the terms of its contracts and agreements;




- e) Are computed on the basis of actuarial assumptions and methods consistent in all material respects with those used in computing the corresponding items in the annual statement of the preceding year-end; and
- f) Include provision, in the aggregate, for all actuarial reserves and related statement items which ought to be established.

The actuarial methods, considerations and analyses used in forming my opinion conform to the appropriate Standards of Practice as promulgated from time to time by the Actuarial Standards Board, whose standards form the basis of this statement of opinion.

This statement has been prepared for inclusion with United Healthcare Plan of the River Valley, Inc.'s statutory quarterly statement for filing with regulatory authorities of the State of Tennessee and is intended for no other purpose.

January 10, 2020

A handwritten signature in black ink, appearing to read "Kevin P. Donnelly", is written over a horizontal line.

Kevin P. Donnelly, FSA, FCAS, MAAA

Director of Actuarial Services, United Healthcare

9800 Health Care Lane, MN006-W009

Minnetonka, MN 55343

(952) 931-5433

E-mail: Kevin.donnelly@uhc.com



12/31/2018 AR balance by component

			12/31/2018	Medicaid	LTC	Total	Source
GL Accrual for rate change		GL Accrual for rate change	55600-03000-11070	13,968,439.34	7,250,532.79	21,218,972.14	Dec 2018 TN Summary All
GL Accrual for future retroactive premium		GL Accrual for future retroactive premium	55600-03000-11070	8,824,659	2,524,211	11,348,871	Dec 2018 TN Summary All
GL Accrual for withholding		GL Accrual for withholding	55600-03000-11027	2,673,959	1,318,211	3,992,170	Dec 2018 TN Summary All
GL Accrual for LTC members not receiving LTC services		GL Accrual for LTC members not receiving LTC services	55600-03000-21297	608,510	(11,250,000)	(10,641,490)	Dec 2018 TN Summary All
GL balance 12/31/2018		GL balance 12/31/2018		26,075,567	(157,044)	25,918,523	

			Medicaid	LTC		
	Prior Medicaid	Prior LTC withhold	Withhold on CY	Withhold on CY Cash	Medicaid	LTC
	withhold paid	paid	Cash Received	Received	Recoupments	Recoupments
			for PY IDB Dates	for PY IDB Dates		
2019 Cash receipts related to 2018 service dates						
Jan-18	-	-	51,043	(34,832)		
Feb-18	(51,043)	34,832	4,793,816	206,285		
Mar-18	(4,793,816)	(206,285)	25,145	6,514		
Apr-18	(25,145)	(6,514)	27,136	5,294	(153,367)	2,318,353
May-18	(27,136)	(5,294)	17,589	(320)		
Jun-18	(17,589)	320	13,923	180	(152,076)	2,575,713
Jul-18	(13,923)	(180)	6,088	(548)	(124,571)	2,248,229
Aug-18	(6,088)	548	4,870	8		
Sep-18	(4,870)	(8)	3,154	332		
Oct-18	(3,154)	(332)	(13,457)	(288)		
Nov-18	13,457	288	-	-	(180,328)	2,885,181
Dec-18	-	-	-	-		
Total 2019 cash deposits for 2018 retro cash	(4,929,308)	(182,625)	4,929,308	182,625	(610,343)	10,027,477

Total			Total			
Medicaid	LTC	Cash Received	Medicaid & LTC			
Cash Received	Cash	Cash Received	Cash Received			
for PY IDB	Received for	for PY IDB Dates	for PY IDB		Difference	
Dates	PY IDB Dates	(includes W/H & Recoupments)	Medicaid	LTC	between L and O	
(2,041,707)	1,393,265	(632,231)	(1,990,665)	1,358,433	(632,231)	-
(29,821,104)	(4,154,963)	(28,992,177)	(25,078,330)	(3,913,846)	(28,992,177)	-
(953,033)	(259,129)	(6,180,604)	(5,721,704)	(458,900)	(6,180,604)	-
(1,041,842)	(210,423)	913,492	(1,039,851)	(211,643)	(1,251,494)	2,164,986
(681,906)	12,711	(684,356)	(691,453)	7,097	(684,356)	-
(540,960)	(7,205)	1,872,306	(544,626)	(6,705)	(551,331)	2,423,637
(237,528)	21,737	1,899,304	(245,363)	21,009	(224,354)	2,123,658
(189,001)	(326)	(189,989)	(190,219)	230	(189,989)	-
(122,621)	(13,195)	(137,209)	(124,338)	(12,871)	(137,209)	-
530,182	11,443	524,394	513,571	10,823	524,394	-
-	-	2,718,598	13,457	288	13,745	2,704,853
-	-	-	-	-	-	-
(35,099,521)	(3,206,085)	(28,888,471)	(35,099,521)	(3,206,085)	(38,305,606)	9,417,134



United Healthcare C & S - Tennessee  
Retroactive Revenue Accrual Summary  
December-19

Total												
IDB	Mid TN - TANF		Mid TN - LTC		West TN - TANF		West TN - LTC		East TN - TANF		East TN - LTC	
	Mbrs	Rev	Mbrs	Rev	Mbrs	Rev	Mbrs	Rev	Mbrs	Rev	Mbrs	Rev
Jul-19	147	104,475.44	1	7,544.32	77	61,501.65	(0)	808.50	51	40,020.79	(1)	(3,614.56)
Aug-19	378	239,543.32	2	15,309.26	203	140,074.98	(1)	(1,926.53)	137	95,829.53	(2)	(9,242.47)
Sep-19	771	433,745.99	3	23,335.48	421	243,495.73	(2)	(5,304.80)	297	179,785.37	(5)	(19,857.05)
Oct-19	1,508	755,967.64	3	43,004.04	835	405,288.99	(8)	(23,106.13)	631	333,535.73	(15)	(60,876.02)
Nov-19	2,837	1,303,014.25	(12)	(2,622.24)	1,577	664,443.32	(30)	(117,701.93)	1,262	610,176.87	(51)	(225,099.24)
Dec-19	3,389	1,530,535.57	(18)	(37,565.06)	1,880	757,695.39	(39)	(165,314.62)	1,444	727,802.52	(70)	(312,395.79)
Total	9,029	4,367,282.21	(20)	49,005.80	4,992	2,272,500.06	(81)	(312,545.51)	3,822	1,987,150.81	(143)	(631,085.13)
	-	-	-	-	-	-	-	-	-	-	-	-

Prior Month	7,111	3,495,051.29	(14)	67,198.68	3,761	1,734,911.14	(60)	(214,410.98)	2,847	1,553,792.04	(101)	(433,700.94)
Change from Prior Month	1,919	872,230.92	(7)	(18,192.88)	1,232	537,588.92	(21)	(98,134.53)	975	433,358.77	(42)	(197,384.19)



**UnitedHealthcare Community Plan - East Tennessee**  
**Reconciliation Between 2A and MLR Report**  
**As of December 31st, 2019**

<u><b>Capitation Revenue</b></u>		<u><b>Revenue</b></u>
Revenue reported per MLR report		683,830,743
STAT Adjustment		(5,517,590)
		<u>678,313,154</u>
TennCare Capitation per 2A		680,792,875
Other Revenues		2,002,404
Less: Restated revenue for prior months		(4,482,125)
		<u>678,313,154</u>
<b>Difference</b>		<u><b>0</b></u>
<u><b>Claims &amp; Reserve</b></u>		<u><b>Claims</b></u>
Total 2A Paid Claims and Change in Reserves		557,021,062
		<u>557,021,062</u>
Incurred Claims per the MLR for the reporting period		607,394,701
STAT Adjustment		(1,541,269)
Transportation Admin expense reclassified to Admin section on MLR.		2,547,486
Pass through - Expenses		(56,155,199)
Restated prior year incurred claims		4,775,343
<b>Adjusted MLR</b>		<u><b>557,021,062</b></u>
<b>Difference (rounding)</b>		<u><b>0</b></u>



**UnitedHealthcare Community Plan - Middle Tennessee**  
**Reconciliation Between 2A and MLR Report**  
**As of December 31st, 2019**

<u>Capitation Revenue</u>	<u>Revenue</u>
Revenue reported per MLR report	753,600,027
STAT Adjustment/Other Revenue	(2,445,398)
	<b>751,154,628</b>
TennCare Capitation per 2A	<b>750,820,313</b>
Other Revenues	<b>1,869,907</b>
Less: Restated revenue for prior months	(1,535,591)
	<b>751,154,628</b>
<b>Difference</b>	<b>0</b>
<u>Claims &amp; Reserve</u>	<u>Claims</u>
Total 2A Paid Claims and Change in Reserves	604,805,475
	<b>604,805,475</b>
Incurred Claims per the MLR for the reporting period	682,807,813
STAT Adjustment	(2,185,292)
Transportation Admin expense reclassified to Admin section on MLR.	2,897,281
Pass through - Expenses	(74,698,369)
Restated prior year incurred claims	(4,015,959)
<b>Adjusted MLR</b>	<b>604,805,475</b>
<b>Difference (rounding)</b>	<b>0</b>



**UnitedHealthcare Community Plan - West Tennessee**  
**Reconciliation Between 2A and MLR Report**  
**As of December 31st, 2019**

<u>Capitation Revenue</u>		<u>Revenue</u>
Revenue reported per MLR report		542,971,148
STAT Adjustment/Other Revenue		(3,757,868)
		<b>539,213,280</b>
TennCare Capitation per 2A		<b>540,204,089</b>
Other Revenues		<b>1,675,690</b>
Less: Restated revenue for prior months		(2,666,498)
		<b>539,213,280</b>
<b>Difference</b>		<b>0</b>
<u>Claims &amp; Reserve</u>		<u>Claims</u>
Total 2A Paid Claims and Change in Reserves		433,276,913
		<b>433,276,913</b>
Incurred Claims per the MLR for the reporting period		472,906,422
STAT Adjustment		(1,499,750)
Transportation Admin expense reclassified to Admin section on ML		2,164,213
Pass through - Expenses		(42,726,789)
Restated prior year incurred claims		2,432,817
<b>Adjusted MLR</b>		<b>433,276,913</b>
<b>Difference (rounding)</b>		<b>0</b>





SUPPLEMENT FOR THE YEAR 2019 OF THE UnitedHealthcare Plan of the River Valley, Inc.

**SUPPLEMENTAL COMPENSATION EXHIBIT**

For the Year Ended December 31, 2019  
(To be filed by March 1)

**PART 1 - INTERROGATORIES**

1.

Is the reporting insurer a member of a group of insurers or other holding company system?  
If yes, do the amounts below represent 1) total gross compensation earned for each individual by or on behalf of all companies which are part of the group: Yes [ ]; or 2) allocation to each insurer: Yes [ X ].

Yes [ X ] No [ ]
2.

Did any person while an officer, director, or trustee of the reporting entity receive directly or indirectly, during the period covered by this statement any commission on the business transactions of the reporting entity?

Yes [ ] No [ X ]
3.

Except for retirement plans generally applicable to its staff employees, has the reporting entity any agreement with any person, other than contracts with its agents for the payment of commissions whereby it agrees that for any service rendered or to be rendered, that he/she shall receive directly or indirectly, any salary, compensation or emolument that will extend beyond the period of 12 months from the date of the agreement?

Yes [ ] No [ X ]

**PART 2 - OFFICERS AND EMPLOYEES COMPENSATION**

1	2	3	4	5	6	7	8	9	10
Name and Principal Position	Year	Salary	Bonus	Stock Awards	Option Awards	Sign-on Payments	Severance Payments	All Other Compensation	Totals
Current:									
1. Robert Andersen Broomfield (KS) .....	2019	52,000	19,600	19,732	0	0	0	609	91,941
President, Commercial and Director .....	2018	52,000	23,400	18,788	35,676	0	0	539	130,404
	2017	48,947	14,910	17,141	73,854	0	0	483	155,335
Current:									
2. James Wesley Kelly (TN) .....	2019	179,238	35,000	16,444	0	0	0	454	231,136
Chief Financial Officer and Director .....	2018	173,996	39,000	8,442	0	0	0	427	221,865
	2017	167,792	37,150	1,795	0	0	0	485	207,222
3. Keith Christopher Payet (TN) .....	2019	273,462	68,000	68,119	110,374	0	0	1,163	521,117
President, Medicaid Division and Director .....	2018	271,539	82,500	34,152	80,540	0	0	614	469,346
	2017	0	0	0	0	0	0	0	0
4. Mark Andrew Murr (TN) .....	2019	53,547	17,241	13,942	76,653	0	0	207	161,591
Former Secretary .....	2018	79,747	21,459	8,847	182,729	0	0	1,394	294,175
	2017	77,795	19,075	3,182	0	0	0	1,023	101,075
5. ....	2019	0	0	0	0	0	0	0	0
	2018	0	0	0	0	0	0	0	0
	2017	0	0	0	0	0	0	0	0
6. ....	2019	0	0	0	0	0	0	0	0
	2018	0	0	0	0	0	0	0	0
	2017	0	0	0	0	0	0	0	0
7. ....	2019	0	0	0	0	0	0	0	0
	2018	0	0	0	0	0	0	0	0
	2017	0	0	0	0	0	0	0	0
8. ....	2019	0	0	0	0	0	0	0	0
	2018	0	0	0	0	0	0	0	0
	2017	0	0	0	0	0	0	0	0
9. ....	2019	0	0	0	0	0	0	0	0
	2018	0	0	0	0	0	0	0	0
	2017	0	0	0	0	0	0	0	0
10. ....	2019	0	0	0	0	0	0	0	0
	2018	0	0	0	0	0	0	0	0
	2017	0	0	0	0	0	0	0	0

**PART 3 - DIRECTOR COMPENSATION**

1	Paid or Deferred for Services as Director				6 All Other Compensation Paid or Deferred	7 Totals
	2 Direct Compensation	3 Stock Awards	4 Option Awards	5 Other		
Cathie Sue Whiteside – Consumer Director (IL) .....	3,000	0	0	0	0	3,000
James Edward Hecker – Consumer Director (IL) .....	3,000	0	0	0	0	3,000
William Kenneth Appelgate Ph.D. – Consumer Director (IL) .....	3,000	0	0	0	0	3,000
Scott Edward Williams – Director (IL) .....	63,736	7,874	31,687	0	55,947	159,244
Brendan Paul Hostetler – Director (IL) .....	18,411	6,042	4,586	0	4,787	33,826
Yasmine Herminia Winkler – Former Director (IL) .....	1,346	116,515	0	0	18,009	135,870



**PART 4 - NARRATIVE DESCRIPTION OF MATERIAL FACTORS**

Provide a narrative description of any material factors necessary to gain an understanding of the information disclosed in the tables.

N/A .....