

**QUARTERLY STATEMENT**

**OF THE**

**UnitedHealthcare Plan of the River Valley, Inc.**

**TO THE**

**Insurance Department**

**OF THE**

**STATE OF**

Illinois

FOR THE QUARTER ENDED  
JUNE 30, 2021

HEALTH

**2021**



**HEALTH QUARTERLY STATEMENT**  
AS OF JUNE 30, 2021  
OF THE CONDITION AND AFFAIRS OF THE  
**UnitedHealthcare Plan of the River Valley, Inc.**

NAIC Group Code 0707 0707 NAIC Company Code 95378 Employer's ID Number 36-3379945  
(Current) (Prior)

Organized under the Laws of Illinois, State of Domicile or Port of Entry IL

Country of Domicile United States of America

Licensed as business type: Health Maintenance Organization

Is HMO Federally Qualified? Yes [ ] No [ X ]

Incorporated/Organized 08/05/1985 Commenced Business 12/19/1985

Statutory Home Office 1 KONE Court, 101 17th Street, Suite 301, Moline, IL, US 61265  
(Street and Number) (City or Town, State, Country and Zip Code)

Main Administrative Office 1 KONE Court, 101 17th Street, Suite 301  
(Street and Number)  
Moline, IL, US 61265 309-736-4600  
(City or Town, State, Country and Zip Code) (Area Code) (Telephone Number)

Mail Address 9800 Health Care Lane, MN006-W500, Minnetonka, MN, US 55343  
(Street and Number or P.O. Box) (City or Town, State, Country and Zip Code)

Primary Location of Books and Records 1 KONE Court, 101 17th Street, Suite 301  
(Street and Number)  
Moline, IL, US 61265 309-736-4600  
(City or Town, State, Country and Zip Code) (Area Code) (Telephone Number)

Internet Website Address UHCRiverValley.com

Statutory Statement Contact Lisa A. Miller, +1(952) 202-4741  
(Name) (Area Code) (Telephone Number)  
regreporting\_illinois@uhc.com 952-931-4651  
(E-mail Address) (FAX Number)

**OFFICERS**

Secretary Heather Anastasia Lang Chief Financial Officer James Wesley Kelly  
Treasurer Peter Marshall Gill

**OTHER**

Robert Andersen Broomfield, President, Commercial Nyle Brent Cottingham, Vice President Keith Christopher Payet, President, Medicaid Division  
Jessica Leigh Zuba, Assistant Secretary

**DIRECTORS OR TRUSTEES**

William Kenneth Appelgate Ph.D. Robert Andersen Broomfield James Edward Hecker  
Brendan Paul Hostetler James Wesley Kelly Keith Christopher Payet  
Cathie Sue Whiteside Scott Edward Williams

State of Kansas State of Minnesota State of \_\_\_\_\_  
County of Johnson County of Hennepin County of \_\_\_\_\_

The officers of this reporting entity being duly sworn, each depose and say that they are the described officers of said reporting entity, and that on the reporting period stated above, all of the herein described assets were the absolute property of the said reporting entity, free and clear from any liens or claims thereon, except as herein stated, and that this statement, together with related exhibits, schedules and explanations therein contained, annexed or referred to, is a full and true statement of all the assets and liabilities and of the condition and affairs of the said reporting entity as of the reporting period stated above, and of its income and deductions therefrom for the period ended, and have been completed in accordance with the NAIC Annual Statement Instructions and Accounting Practices and Procedures manual except to the extent that: (1) state law may differ; or, (2) that state rules or regulations require differences in reporting not related to accounting practices and procedures, according to the best of their information, knowledge and belief, respectively. Furthermore, the scope of this attestation by the described officers also includes the related corresponding electronic filing with the NAIC, when required, that is an exact copy (except for formatting differences due to electronic filing) of the enclosed statement. The electronic filing may be requested by various regulators in lieu of or in addition to the enclosed statement.

[Signature]  
Robert Andersen Broomfield  
President, Commercial


[Signature]  
Heather Anastasia Lang  
Secretary

[Signature]  
James Wesley Kelly  
Chief Financial Officer

Subscribed and sworn to before me this  
19 day of July 2021

Subscribed and sworn to before me this  
22 day of July 2021  
[Signature]

Subscribed and sworn to before me this  
\_\_\_\_\_ day of \_\_\_\_\_



- a. Is this an original filing?..... Yes [ X ] No [ ]  
b. If no,  
1. State the amendment number.....  
2. Date filed.....  
3. Number of pages attached.....

STATEMENT AS OF JUNE 30, 2021 OF THE UnitedHealthcare Plan of the River Valley, Inc.

**ASSETS**

	Current Statement Date			4 December 31 Prior Year Net Admitted Assets
	1 Assets	2 Nonadmitted Assets	3 Net Admitted Assets (Cols. 1 - 2)	
1. Bonds .....	711,678,926	0	711,678,926	683,036,957
2. Stocks:				
2.1 Preferred stocks .....	0	0	0	0
2.2 Common stocks .....	0	0	0	0
3. Mortgage loans on real estate:				
3.1 First liens .....	0	0	0	0
3.2 Other than first liens.....	0	0	0	0
4. Real estate:				
4.1 Properties occupied by the company (less \$ .....0 encumbrances) .....	0	0	0	0
4.2 Properties held for the production of income (less \$ .....0 encumbrances) .....	0	0	0	0
4.3 Properties held for sale (less \$ .....0 encumbrances) .....	0	0	0	0
5. Cash (\$ .....8,037,950 ), cash equivalents (\$ .....358,334,634 ) and short-term investments (\$ .....23,846,161 ) .....	390,218,745	0	390,218,745	406,929,662
6. Contract loans (including \$ .....0 premium notes) .....	0	0	0	0
7. Derivatives .....	0	0	0	0
8. Other invested assets .....	6,878,040	0	6,878,040	7,838,898
9. Receivables for securities .....	0	0	0	0
10. Securities lending reinvested collateral assets .....	0	0	0	0
11. Aggregate write-ins for invested assets .....	0	0	0	0
12. Subtotals, cash and invested assets (Lines 1 to 11) .....	1,108,775,711	0	1,108,775,711	1,097,805,517
13. Title plants less \$ .....0 charged off (for Title insurers only) .....	0	0	0	0
14. Investment income due and accrued .....	5,011,055	0	5,011,055	5,103,968
15. Premiums and considerations:				
15.1 Uncollected premiums and agents' balances in the course of collection .....	2,790,701	87,956	2,702,745	51,727,112
15.2 Deferred premiums, agents' balances and installments booked but deferred and not yet due (including \$ .....0 earned but unbilled premiums) .....	0	0	0	0
15.3 Accrued retrospective premiums (\$ .....2,525,203 ) and contracts subject to redetermination (\$ .....67,188,983 ) .....	68,612,378	0	68,612,378	68,307,414
16. Reinsurance:				
16.1 Amounts recoverable from reinsurers .....	0	0	0	0
16.2 Funds held by or deposited with reinsured companies .....	0	0	0	0
16.3 Other amounts receivable under reinsurance contracts .....	0	0	0	0
17. Amounts receivable relating to uninsured plans .....	29,284,177	27,216	29,256,961	57,049,337
18.1 Current federal and foreign income tax recoverable and interest thereon .....	0	0	0	7,442,168
18.2 Net deferred tax asset .....	6,542,344	224,700	6,317,644	14,385,170
19. Guaranty funds receivable or on deposit .....	110,829	0	110,829	278,472
20. Electronic data processing equipment and software .....	0	0	0	0
21. Furniture and equipment, including health care delivery assets (\$ .....0 ) .....	0	0	0	0
22. Net adjustment in assets and liabilities due to foreign exchange rates .....	0	0	0	0
23. Receivables from parent, subsidiaries and affiliates .....	116,637	116,637	0	0
24. Health care (\$ .....56,745,290 ) and other amounts receivable .....	78,208,942	21,463,652	56,745,290	52,038,546
25. Aggregate write-ins for other than invested assets .....	41,211,770	9,758	41,202,012	20,021,607
26. Total assets excluding Separate Accounts, Segregated Accounts and Protected Cell Accounts (Lines 12 to 25) .....	1,340,664,544	21,929,919	1,318,734,625	1,374,159,311
27. From Separate Accounts, Segregated Accounts and Protected Cell Accounts .....	0	0	0	0
28. Total (Lines 26 and 27)	1,340,664,544	21,929,919	1,318,734,625	1,374,159,311
<b>DETAILS OF WRITE-INS</b>				
1101. ....				
1102. ....				
1103. ....				
1198. Summary of remaining write-ins for Line 11 from overflow page .....	0	0	0	0
1199. Totals (Lines 1101 through 1103 plus 1198)(Line 11 above)	0	0	0	0
2501. Note Receivable .....	41,200,000	0	41,200,000	20,000,000
2502. Prepaid Commissions .....	6,983	6,983	0	0
2503. Interest Receivable on Note .....	2,012	0	2,012	1,088
2598. Summary of remaining write-ins for Line 25 from overflow page .....	2,775	2,775	0	20,519
2599. Totals (Lines 2501 through 2503 plus 2598)(Line 25 above)	41,211,770	9,758	41,202,012	20,021,607

## LIABILITIES, CAPITAL AND SURPLUS

	Current Period			Prior Year
	1 Covered	2 Uncovered	3 Total	4 Total
1. Claims unpaid (less \$ .....0 reinsurance ceded) .....	311,289,465	0	311,289,465	292,702,370
2. Accrued medical incentive pool and bonus amounts .....	7,915,918	0	7,915,918	7,406,134
3. Unpaid claims adjustment expenses .....	3,330,280	0	3,330,280	3,104,209
4. Aggregate health policy reserves, including the liability of \$ .....53,733,777 for medical loss ratio rebate per the Public Health Service Act .....	148,387,767	0	148,387,767	100,791,779
5. Aggregate life policy reserves .....	0	0	0	0
6. Property/casualty unearned premium reserve .....	0	0	0	0
7. Aggregate health claim reserves .....	749,202	0	749,202	900,495
8. Premiums received in advance .....	2,908,986	0	2,908,986	196,222,194
9. General expenses due or accrued .....	57,821,297	0	57,821,297	46,302,565
10.1 Current federal and foreign income tax payable and interest thereon (including \$ .....0 on realized gains (losses)) .....	4,487,268	0	4,487,268	0
10.2 Net deferred tax liability .....	0	0	0	0
11. Ceded reinsurance premiums payable .....	264,327	0	264,327	257,620
12. Amounts withheld or retained for the account of others .....	38,649	0	38,649	51,150
13. Remittances and items not allocated .....	2,438	0	2,438	3,341
14. Borrowed money (including \$ .....0 current) and interest thereon \$ .....0 (including \$ .....0 current) .....	0	0	0	0
15. Amounts due to parent, subsidiaries and affiliates .....	39,473,568	0	39,473,568	28,365,920
16. Derivatives .....	0	0	0	0
17. Payable for securities .....	1,702,903	0	1,702,903	2,114,229
18. Payable for securities lending .....	0	0	0	0
19. Funds held under reinsurance treaties (with \$ .....0 authorized reinsurers, \$ .....0 unauthorized reinsurers and \$ .....0 certified reinsurers) .....	0	0	0	0
20. Reinsurance in unauthorized and certified (\$ .....0 ) companies .....	0	0	0	0
21. Net adjustments in assets and liabilities due to foreign exchange rates .....	0	0	0	0
22. Liability for amounts held under uninsured plans .....	56,730,126	0	56,730,126	48,361,497
23. Aggregate write-ins for other liabilities (including \$ .....0 current) .....	0	0	0	0
24. Total liabilities (Lines 1 to 23) .....	635,102,194	0	635,102,194	726,583,503
25. Aggregate write-ins for special surplus funds .....	XXX	XXX	0	0
26. Common capital stock .....	XXX	XXX	610,000	610,000
27. Preferred capital stock .....	XXX	XXX	0	0
28. Gross paid in and contributed surplus .....	XXX	XXX	104,977,137	104,977,137
29. Surplus notes .....	XXX	XXX	0	0
30. Aggregate write-ins for other than special surplus funds .....	XXX	XXX	1,500,000	1,500,000
31. Unassigned funds (surplus) .....	XXX	XXX	576,545,294	540,488,671
32. Less treasury stock, at cost:				
32.1 .....0 shares common (value included in Line 26 \$ .....0 ) .....	XXX	XXX	0	0
32.2 .....0 shares preferred (value included in Line 27 \$ .....0 ) .....	XXX	XXX	0	0
33. Total capital and surplus (Lines 25 to 31 minus Line 32) .....	XXX	XXX	683,632,431	647,575,808
34. Total liabilities, capital and surplus (Lines 24 and 33) .....	XXX	XXX	1,318,734,625	1,374,159,311
<b>DETAILS OF WRITE-INS</b>				
2301. ....				
2302. ....				
2303. ....				
2398. Summary of remaining write-ins for Line 23 from overflow page .....	0	0	0	0
2399. Totals (Lines 2301 through 2303 plus 2398)(Line 23 above) .....	0	0	0	0
2501. ....	XXX	XXX		
2502. ....	XXX	XXX		
2503. ....	XXX	XXX		
2598. Summary of remaining write-ins for Line 25 from overflow page .....	XXX	XXX	0	0
2599. Totals (Lines 2501 through 2503 plus 2598)(Line 25 above) .....	XXX	XXX	0	0
3001. Statutory Fund .....	XXX	XXX	1,500,000	1,500,000
3002. ....	XXX	XXX		
3003. ....	XXX	XXX		
3098. Summary of remaining write-ins for Line 30 from overflow page .....	XXX	XXX	0	0
3099. Totals (Lines 3001 through 3003 plus 3098)(Line 30 above) .....	XXX	XXX	1,500,000	1,500,000

**STATEMENT OF REVENUE AND EXPENSES**

	Current Year To Date		Prior Year To Date	Prior Year Ended December 31
	1 Uncovered	2 Total	3 Total	4 Total
1. Member Months	XXX	3,381,483	3,089,791	6,259,849
2. Net premium income ( including \$ 0 non-health premium income)	XXX	1,699,570,937	1,677,585,258	3,299,495,358
3. Change in unearned premium reserves and reserve for rate credits	XXX	(20,455,912)	(3,336,788)	(59,967,328)
4. Fee-for-service (net of \$ 0 medical expenses)	XXX	0	0	0
5. Risk revenue	XXX	0	0	0
6. Aggregate write-ins for other health care related revenues	XXX	0	0	0
7. Aggregate write-ins for other non-health revenues	XXX	0	0	0
8. Total revenues (Lines 2 to 7)	XXX	1,679,115,025	1,674,248,470	3,239,528,030
<b>Hospital and Medical:</b>				
9. Hospital/medical benefits	0	1,195,999,924	1,145,998,615	2,407,326,695
10. Other professional services	0	17,103,077	13,282,077	31,315,021
11. Outside referrals	0	0	0	0
12. Emergency room and out-of-area	0	0	0	0
13. Prescription drugs	0	33,394,878	26,669,322	46,013,058
14. Aggregate write-ins for other hospital and medical	0	0	0	0
15. Incentive pool, withhold adjustments and bonus amounts	0	3,842,867	4,071,203	10,072,832
16. Subtotal (Lines 9 to 15)	0	1,250,340,746	1,190,021,217	2,494,727,606
<b>Less:</b>				
17. Net reinsurance recoveries	0	0	0	0
18. Total hospital and medical (Lines 16 minus 17)	0	1,250,340,746	1,190,021,217	2,494,727,606
19. Non-health claims (net)	0	0	0	0
20. Claims adjustment expenses, including \$ 71,376,716 cost containment expenses	0	98,603,792	94,703,379	189,467,794
21. General administrative expenses	0	139,348,323	207,728,655	323,205,726
22. Increase in reserves for life and accident and health contracts (including \$ 0 increase in reserves for life only)	0	0	0	0
23. Total underwriting deductions (Lines 18 through 22)	0	1,488,292,861	1,492,453,251	3,007,401,126
24. Net underwriting gain or (loss) (Lines 8 minus 23)	XXX	190,822,164	181,795,219	232,126,904
25. Net investment income earned	0	5,668,744	9,279,950	14,472,450
26. Net realized capital gains (losses) less capital gains tax of \$ 39,786	0	128,452	(36,664)	302,023
27. Net investment gains (losses) (Lines 25 plus 26)	0	5,797,196	9,243,286	14,774,473
28. Net gain or (loss) from agents' or premium balances charged off [(amount recovered \$ 10,774 ) (amount charged off \$ (24,953) )]	0	(14,179)	(83)	(13,654)
29. Aggregate write-ins for other income or expenses	0	26,464	0	0
30. Net income or (loss) after capital gains tax and before all other federal income taxes (Lines 24 plus 27 plus 28 plus 29)	XXX	196,631,645	191,038,422	246,887,723
31. Federal and foreign income taxes incurred	XXX	31,876,650	51,922,473	69,950,546
32. Net income (loss) (Lines 30 minus 31)	XXX	164,754,995	139,115,949	176,937,177
<b>DETAILS OF WRITE-INS</b>				
0601.	XXX			
0602.	XXX			
0603.	XXX			
0698. Summary of remaining write-ins for Line 6 from overflow page	XXX	0	0	0
0699. Totals (Lines 0601 through 0603 plus 0698)(Line 6 above)	XXX	0	0	0
0701.	XXX			
0702.	XXX			
0703.	XXX			
0798. Summary of remaining write-ins for Line 7 from overflow page	XXX	0	0	0
0799. Totals (Lines 0701 through 0703 plus 0798)(Line 7 above)	XXX	0	0	0
1401.				
1402.				
1403.				
1498. Summary of remaining write-ins for Line 14 from overflow page	0	0	0	0
1499. Totals (Lines 1401 through 1403 plus 1498)(Line 14 above)	0	0	0	0
2901. Investment Proceeds - Settlement	0	26,514	0	0
2902. Fines & Penalties - Paid and Accrued	0	(50)	0	0
2903.				
2998. Summary of remaining write-ins for Line 29 from overflow page	0	0	0	0
2999. Totals (Lines 2901 through 2903 plus 2998)(Line 29 above)	0	26,464	0	0

**STATEMENT OF REVENUE AND EXPENSES (Continued)**

	1 Current Year to Date	2 Prior Year to Date	3 Prior Year Ended December 31
<b>CAPITAL AND SURPLUS ACCOUNT</b>			
33. Capital and surplus prior reporting year.....	647,575,808	615,878,537	615,878,537
34. Net income or (loss) from Line 32.....	164,754,995	139,115,949	176,937,177
35. Change in valuation basis of aggregate policy and claim reserves.....	0	0	0
36. Change in net unrealized capital gains (losses) less capital gains tax of \$ ..... 0	0	(883)	(884)
37. Change in net unrealized foreign exchange capital gain or (loss).....	0	0	0
38. Change in net deferred income tax.....	(8,067,526)	(1,188,077)	5,409,904
39. Change in nonadmitted assets.....	(630,846)	(927,578)	3,351,074
40. Change in unauthorized and certified reinsurance.....	0	0	0
41. Change in treasury stock.....	0	0	0
42. Change in surplus notes.....	0	0	0
43. Cumulative effect of changes in accounting principles.....	0	0	0
44. Capital Changes:			
44.1 Paid in.....	0	0	0
44.2 Transferred from surplus (Stock Dividend).....	0	0	0
44.3 Transferred to surplus.....	0	0	0
45. Surplus adjustments:			
45.1 Paid in.....	0	0	0
45.2 Transferred to capital (Stock Dividend).....	0	0	0
45.3 Transferred from capital.....	0	0	0
46. Dividends to stockholders.....	(120,000,000)	(100,000,000)	(154,000,000)
47. Aggregate write-ins for gains or (losses) in surplus.....	0	0	0
48. Net change in capital & surplus (Lines 34 to 47).....	36,056,623	36,999,411	31,697,271
49. Capital and surplus end of reporting period (Line 33 plus 48)	683,632,431	652,877,948	647,575,808
<b>DETAILS OF WRITE-INS</b>			
4701. ....			
4702. ....			
4703. ....			
4798. Summary of remaining write-ins for Line 47 from overflow page.....	0	0	0
4799. Totals (Lines 4701 through 4703 plus 4798)(Line 47 above)	0	0	0

**CASH FLOW**

	1 Current Year To Date	2 Prior Year To Date	3 Prior Year Ended December 31
<b>Cash from Operations</b>			
1. Premiums collected net of reinsurance .....	1,582,110,158	1,773,231,695	3,642,818,257
2. Net investment income .....	10,566,647	12,215,785	20,917,728
3. Miscellaneous income .....	0	0	0
4. Total (Lines 1 to 3) .....	1,592,676,805	1,785,447,480	3,663,735,985
5. Benefit and loss related payments .....	1,236,730,021	1,256,519,249	2,502,765,153
6. Net transfers to Separate Accounts, Segregated Accounts and Protected Cell Accounts .....	0	0	0
7. Commissions, expenses paid and aggregate write-ins for deductions .....	189,895,476	219,858,228	534,990,962
8. Dividends paid to policyholders .....	0	0	0
9. Federal and foreign income taxes paid (recovered) net of \$ .....0 tax on capital gains (losses) .....	19,987,000	24,537,003	101,078,971
10. Total (Lines 5 through 9) .....	1,446,612,497	1,500,914,480	3,138,835,086
11. Net cash from operations (Line 4 minus Line 10) .....	146,064,308	284,533,000	524,900,899
<b>Cash from Investments</b>			
12. Proceeds from investments sold, matured or repaid:			
12.1 Bonds .....	86,089,755	129,530,537	207,591,336
12.2 Stocks .....	0	0	0
12.3 Mortgage loans .....	0	0	0
12.4 Real estate .....	0	0	0
12.5 Other invested assets .....	0	0	0
12.6 Net gains or (losses) on cash, cash equivalents and short-term investments .....	0	(25,239)	(25,239)
12.7 Miscellaneous proceeds .....	0	0	2,114,229
12.8 Total investment proceeds (Lines 12.1 to 12.7) .....	86,089,755	129,505,298	209,680,326
13. Cost of investments acquired (long-term only):			
13.1 Bonds .....	118,399,986	89,882,688	264,207,862
13.2 Stocks .....	0	0	0
13.3 Mortgage loans .....	0	0	0
13.4 Real estate .....	0	0	0
13.5 Other invested assets .....	0	0	0
13.6 Miscellaneous applications .....	411,326	36,999,976	0
13.7 Total investments acquired (Lines 13.1 to 13.6) .....	118,811,312	126,882,664	264,207,862
14. Net increase (or decrease) in contract loans and premium notes .....	0	0	0
15. Net cash from investments (Line 12.8 minus Line 13.7 and Line 14) .....	(32,721,557)	2,622,634	(54,527,536)
<b>Cash from Financing and Miscellaneous Sources</b>			
16. Cash provided (applied):			
16.1 Surplus notes, capital notes .....	0	0	0
16.2 Capital and paid in surplus, less treasury stock .....	0	0	0
16.3 Borrowed funds .....	0	0	0
16.4 Net deposits on deposit-type contracts and other insurance liabilities .....	0	0	0
16.5 Dividends to stockholders .....	120,000,000	100,000,000	154,000,000
16.6 Other cash provided (applied) .....	(10,053,668)	(29,165,654)	(15,827,304)
17. Net cash from financing and miscellaneous sources (Line 16.1 through Line 16.4 minus Line 16.5 plus Line 16.6) .....	(130,053,668)	(129,165,654)	(169,827,304)
<b>RECONCILIATION OF CASH, CASH EQUIVALENTS AND SHORT-TERM INVESTMENTS</b>			
18. Net change in cash, cash equivalents and short-term investments (Line 11, plus Lines 15 and 17) .....	(16,710,917)	157,989,980	300,546,059
19. Cash, cash equivalents and short-term investments:			
19.1 Beginning of year .....	406,929,662	106,383,603	106,383,603
19.2 End of period (Line 18 plus Line 19.1) .....	390,218,745	264,373,583	406,929,662

Note: Supplemental disclosures of cash flow information for non-cash transactions:

STATEMENT AS OF JUNE 30, 2021 OF THE UnitedHealthcare Plan of the River Valley, Inc.

**EXHIBIT OF PREMIUMS, ENROLLMENT AND UTILIZATION**

	1 Total	Comprehensive (Hospital & Medical)		4 Medicare Supplement	5 Vision Only	6 Dental Only	7 Federal Employees Health Benefit Plan	8 Title XVIII Medicare	9 Title XIX Medicaid	10 Other
		2 Individual	3 Group							
<b>Total Members at end of:</b>										
1. Prior Year .....	545,286	0	22,800	0	0	0	0	62,073	460,413	0
2. First Quarter .....	566,986	14,171	20,756	0	0	0	0	63,348	468,711	0
3. Second Quarter .....	571,600	13,400	20,464	0	0	0	0	64,387	473,349	0
4. Third Quarter .....	0	0	0	0	0	0	0	0	0	0
5. Current Year	0	0	0	0	0	0	0	0	0	0
6. Current Year Member Months	3,381,483	84,516	124,384	0	0	0	0	380,619	2,791,964	0
<b>Total Member Ambulatory Encounters for Period:</b>										
7. Physician .....	3,027,392	42,561	104,668	0	0	0	0	894,834	1,985,329	0
8. Non-Physician .....	1,490,837	17,268	3,647	0	0	0	0	461,870	1,008,052	0
9. Total	4,518,229	59,829	108,315	0	0	0	0	1,356,704	2,993,381	0
10. Hospital Patient Days Incurred	704,102	1,679	1,180	0	0	0	0	38,778	662,465	0
11. Number of Inpatient Admissions	47,552	659	368	0	0	0	0	6,257	40,268	0
12. Health Premiums Written (a) .....	1,701,264,229	22,274,925	61,032,504	0	0	0	0	639,575,244	978,381,556	0
13. Life Premiums Direct .....	0	0	0	0	0	0	0	0	0	0
14. Property/Casualty Premiums Written .....	0	0	0	0	0	0	0	0	0	0
15. Health Premiums Earned .....	1,680,808,317	22,274,925	61,203,682	0	0	0	0	629,230,691	968,099,019	0
16. Property/Casualty Premiums Earned .....	0	0	0	0	0	0	0	0	0	0
17. Amount Paid for Provision of Health Care Services.....	1,236,730,021	8,894,983	41,744,875	0	0	0	(2,054)	443,384,385	742,707,832	0
18. Amount Incurred for Provision of Health Care Services	1,250,340,746	11,162,046	39,021,691	0	0	0	6,788	439,018,274	761,131,947	0

(a) For health premiums written: amount of Medicare Title XVIII exempt from state taxes or fees \$ .....639,575,244





## UNDERWRITING AND INVESTMENT EXHIBIT

### ANALYSIS OF CLAIMS UNPAID - PRIOR YEAR - NET OF REINSURANCE

Line of Business	Claims Paid Year to Date		Liability End of Current Quarter		5 Claims Incurred in Prior Years (Columns 1 + 3)	6 Estimated Claim Reserve and Claim Liability December 31 of Prior Year
	1 On Claims Incurred Prior to January 1 of Current Year	2 On Claims Incurred During the Year	3 On Claims Unpaid Dec. 31 of Prior Year	4 On Claims Incurred During the Year		
1. Comprehensive (hospital and medical) .....	5,598,556	45,032,109	205,048	10,938,830	5,803,604	11,509,621
2. Medicare Supplement .....	0	0	0	0	0	0
3. Dental Only .....	0	0	0	0	0	0
4. Vision Only .....	0	0	0	0	0	0
5. Federal Employees Health Benefits Plan .....	(2,054)	0	(839)	0	(2,893)	(9,681)
6. Title XVIII - Medicare .....	26,004,756	414,284,716	5,730,130	92,704,178	31,734,886	94,361,017
7. Title XIX - Medicaid .....	124,558,588	617,920,268	32,155,191	170,306,130	156,713,779	187,741,909
8. Other health .....	0	0	0	0	0	0
9. Health subtotal (Lines 1 to 8) .....	156,159,846	1,077,237,093	38,089,530	273,949,138	194,249,376	293,602,866
10. Healthcare receivables (a) .....	20,132,181	47,057,800	0	10,823,961	20,132,181	72,679,081
11. Other non-health .....	0	0	0	0	0	0
12. Medical incentive pools and bonus amounts .....	3,053,928	279,155	2,902,476	5,013,442	5,956,404	7,406,134
13. Totals (Lines 9-10+11+12)	139,081,593	1,030,458,448	40,992,006	268,138,619	180,073,599	228,329,919

(a) Excludes \$ 195,000 loans or advances to providers not yet expensed.

## NOTES TO FINANCIAL STATEMENTS

### 1. SUMMARY OF SIGNIFICANT ACCOUNTING POLICIES AND GOING CONCERN

#### Organization and Operation

Effective January 1, 2021, UnitedHealthcare Plan of the River Valley, Inc. (the "Company") administers the CoverKids benefits as described in the State of Tennessee Bureau of TennCare ("TennCare") Medicaid Contract Requirements. CoverKids includes children under age 19 and mothers of unborn eligible who do not qualify for TennCare but meet the condition of either Group One Children or Group Two Children as defined in the contract.

#### A. Accounting Practices

The statutory basis financial statements of the Company are presented on the basis of accounting practices prescribed or permitted by the Illinois Department of Insurance ("IDOI").

The IDOI recognizes only statutory accounting practices prescribed or permitted by the State of Illinois (the "State") for determining and reporting the financial condition and results of operations of a health maintenance organization, for determining its solvency under Illinois Insurance Law. The State prescribes the use of the National Association of Insurance Commissioners' ("NAIC") Accounting Practices and Procedures manual ("NAIC SAP") in effect for the accounting periods covered in the statutory basis financial statements.

No significant differences exist between the practices prescribed or permitted by the State and the NAIC SAP which materially affect the statutory basis net income and capital and surplus, as illustrated in the table below:

	SSAP #	F/S Page #	F/S Line #	June 30, 2021	December 31, 2020
<b>Net Income</b>					
(1) Company state basis (Page 4, Line 32, Columns 2 & 4)	XXX	XXX	XXX	\$ 164,754,995	\$ 176,937,177
(2) State prescribed practices that are an increase/(decrease) from NAIC SAP: Not Applicable				-	-
(3) State permitted practices that are an increase/(decrease) from NAIC SAP: Not Applicable				-	-
(4) NAIC SAP (1 - 2 - 3 = 4)	XXX	XXX	XXX	<u>\$ 164,754,995</u>	<u>\$ 176,937,177</u>
<b>Capital and Surplus</b>					
(5) Company state basis (Page 3, Line 33, Columns 3 & 4)	XXX	XXX	XXX	\$ 683,632,431	\$ 647,575,808
(6) State prescribed practices that are an increase/(decrease) from NAIC SAP: Not Applicable				-	-
(7) State permitted practices that are an increase/(decrease) from NAIC SAP: Not Applicable				-	-
(8) NAIC SAP (5 - 6 - 7 = 8)	XXX	XXX	XXX	<u>\$ 683,632,431</u>	<u>\$ 647,575,808</u>

#### B. Use of Estimates in the Preparation of the Statutory Basis Financial Statements

No significant change.

#### C. Accounting Policy

(1) No significant change.

(2) The Company does not have any mandatory convertible securities or Securities Valuation Office of the NAIC identified funds (i.e.: exchange traded funds or bond mutual funds) in its bond portfolio.

(3-5) No significant change.

- (6) U.S. government and agency securities and corporate debt securities include loan-backed securities (mortgage-backed securities and asset-backed securities), which are valued using the retrospective adjustment methodology. Prepayment assumptions for the determination of the book/adjusted carrying value, commonly referred to as amortized cost, of loan-backed securities are based on a three-month constant prepayment rate history obtained from external data source vendors. The Company's investment policy limits investments in nonagency residential mortgage-backed securities, including home equity and sub-prime mortgages, to 10% of total cash and invested assets. Total combined investments in mortgage-backed securities and asset-backed securities cannot exceed more than 30% of total cash and invested assets.

(7–13) No significant change.

**D. Going Concern**

The Company has the ability and will continue to operate for a period of time sufficient to carry out its commitments, obligations and business objectives.

**2. ACCOUNTING CHANGES AND CORRECTIONS OF ERRORS**

No significant change.

**3. BUSINESS COMBINATIONS AND GOODWILL**

A–D. No significant change.

**4. DISCONTINUED OPERATIONS**

**A. Discontinued Operation Disposed of or Classified as Held for Sale**

(1–4) No significant change.

**B. Change in Plan of Sale of Discontinued Operations** — Not applicable.

**C. Nature of any Significant Continuing Involvement with Discontinued Operations after Disposal** — Not applicable.

**D. Equity Interest Retained in the Discontinued Operation after Disposal** — Not applicable.

**5. INVESTMENTS**

**A. Mortgage Loans, including Mezzanine Real Estate Loans** — Not applicable.

**B. Debt Restructuring** — Not applicable.

**C. Reverse Mortgages** — Not applicable.

**D. Loan-Backed Securities**

(1) U.S. government and agency securities and corporate debt securities include loan-backed securities (mortgage-backed securities and asset-backed securities), which are valued using the retrospective adjustment methodology. Prepayment assumptions for the determination of the book/adjusted carrying value, commonly referred to as amortized cost, of loan-backed securities are based on a three-month constant prepayment rate history obtained from external data source vendors.

(2) The Company did not recognize any other-than-temporary impairments ("OTTIs") on loan-backed securities as of June 30, 2021.

(3) The Company did not have any loan-backed securities with OTTIs to report by CUSIP as of June 30, 2021.

- (4) The following table illustrates the fair value, gross unrecognized unrealized losses, and length of time that the loan-backed securities have been in a continuous unrecognized unrealized loss position as of June 30, 2021 and December 31, 2020:

	<b>June 30, 2021</b>
The aggregate amount of unrealized losses:	
1. Less than 12 months	\$ 936,038
2. 12 months or longer	5,906
The aggregate related fair value of securities with unrealized losses:	
1. Less than 12 months	82,606,035
2. 12 months or longer	445,128
	<b>December 31, 2020</b>
The aggregate amount of unrealized losses:	
1. Less than 12 months	\$ 5,706
2. 12 months or longer	3,875
The aggregate related fair value of securities with unrealized losses:	
1. Less than 12 months	6,030,621
2. 12 months or longer	454,001

- (5) The Company believes that it will continue to collect timely the principal and interest due on its loan-backed securities that have an amortized cost in excess of fair value. The unrealized losses were primarily caused by interest rate changes and not by unfavorable changes in the credit quality associated with these securities that impacted the assessment on collectability of principle and interest. At each reporting period, the Company evaluates available-for-sale debt securities for any credit-related impairment when the fair value of the investment is less than its amortized cost. The Company evaluated the expected cash flows, the underlying credit quality and credit ratings of the issuers, and the potential economic impacts of COVID-19 on the issuers, noting no significant credit deterioration since purchase. As of June 30, 2021, the unrealized loss on any security that the Company classified as intent to sell was not material to the Company's investment portfolio. Any other securities in an unrealized loss position as of June 30, 2021, the Company considers to be temporary.

**E. Dollar Repurchase Agreements and/or Securities Lending Transactions** — Not applicable.

**F. Repurchase Agreements Transactions Accounted for as Secured Borrowing** — Not applicable.

**G. Reverse Repurchase Agreements Transactions Accounted for as Secured Borrowing** — Not applicable.

**H. Repurchase Agreements Transactions Accounted for as a Sale** — Not applicable.

**I. Reverse Repurchase Agreements Transactions Accounted for as a Sale** — Not applicable.

**J. Real Estate** — Not applicable.

**K. Low-Income Housing Tax Credits ("LIHTC")**

- (1-7) LIHTC investments of \$6,878,040 and \$7,838,898 as of June 30, 2021 and December 31, 2020, respectively, are included in other invested assets in the statutory basis statements of admitted assets, liabilities, and capital and surplus. The Company has no corresponding liability as of June 30, 2021 and December 31, 2020. The number of remaining years of unexpired tax credits is three and the required holding period for the LIHTC investments is eight. The LIHTC investments are not currently subject to any regulatory reviews. The Company did not recognize any impairment losses, write-downs, or reclassifications during the six months ended June 30, 2021 and the year ended December 31, 2020.

**L. Restricted Assets** — No significant change.

**M. Working Capital Finance Investments** — Not applicable.

**N. Offsetting and Netting of Assets and Liabilities**

The Company does not have any offsetting or netting of assets and liabilities as it relates to derivatives, repurchase and reverse repurchase agreements, and securities borrowing and securities lending activities.

**O. 5GI Securities**

The Company does not have any investments with an NAIC designation of 5GI as of June 30, 2021 and December 31, 2020.

**P. Short Sales** — Not applicable.

**Q. Prepayment Penalty and Acceleration Fees**

No significant change.

**R. Reporting Entity's Share of Cash Pool by Asset Type**

The Company's investment in the qualified cash pool balance is \$2,692,709 and \$7,388,942 as of June 30, 2021 and December 31, 2020, respectively. The following table presents the percent share distribution by asset type of the total qualified cash pool balance as of June 30, 2021:

<u>Asset Type</u>	<u>Percent Share</u>
(1) Cash	0%
(2) Cash Equivalents	63%
(3) Short-Term Investments	37%
(4) Total	<u>100%</u>

**6. JOINT VENTURES, PARTNERSHIPS, AND LIMITED LIABILITY COMPANIES**

**A–B.** Not applicable.

**7. INVESTMENT INCOME**

**A–B.** No significant change.

**8. DERIVATIVE INSTRUMENTS**

**A–B.** Not applicable.

**9. INCOME TAXES**

**A. Deferred Tax Asset/Liability**

The Company's net deferred tax asset decreased \$8,067,526 from December 31, 2020 to June 30, 2021 as a result of the decrease in premiums received in advance. The change in net deferred income taxes, excluding the impact of nonadmitted assets, had a corresponding impact on the current federal income tax provision.

**B–C.** No significant change.

**D.** The ratio between the provision for federal income taxes incurred and net income before federal income taxes and net realized capital gains has changed from the prior year primarily due to the annual health insurer fee ("HIF") under Section 9010 of the Patient Protection and Affordable Care Act. In 2020, the HIF expense of \$68,412,366 was included in the statutory basis statements of operations but was non-deductible for income tax purposes. In accordance with the HIF repeal in January 2021, no HIF will be included in the statutory basis statements of operations in 2021 or thereafter.

**E–I.** No significant change.

**10. INFORMATION CONCERNING PARENT, SUBSIDIARIES, AND AFFILIATES**

**A–O. Material Related Party Transactions**

The Company has a subordinated revolving credit agreement with United HealthCare Services, Inc. ("UHS") at an interest rate of London InterBank Offered Rate plus a margin of 0.50%. Under this agreement, UHS can borrow money on a short-term basis from the Company. The aggregate principal amount that may be outstanding at any time is the lesser of 3% of the Company's admitted assets or 25% of the Company's policyholder surplus as of the preceding December 31. The IDOI did not disapprove the Company's request to admit any outstanding receivable at the end of each reporting period pursuant to this agreement provided it continues to be in compliance with statutory accounting principles and state statutes. As of June 30, 2021, the outstanding balance under this agreement is \$41,200,000, which is reported in note receivable in statutory basis statements of admitted assets, liabilities, and capital and surplus. The total amount of interest earned, which includes interest receivable on the outstanding note, through the reporting period is \$8,340 as of June 30, 2021.

As of June 30, 2021, the Company paid a dividend of \$120,000,000 to its parent (see Note 13).

**11. DEBT**

**A–B.** The Company had no outstanding debt with third-parties or outstanding Federal Home Loan Bank agreements during 2021 and 2020.

**12. RETIREMENT PLANS, DEFERRED COMPENSATION, POSTEMPLOYMENT BENEFITS AND COMPENSATED ABSENCES, AND OTHER POSTRETIREMENT BENEFIT PLANS**

**A–I.** The Company has no defined benefit plans, defined contribution plans, multiemployer plans, consolidated/holding company plans, postemployment benefits, and compensated absences plans and is not impacted by the Medicare Modernization Act on postretirement benefits, since all personnel are employees of UHS, which provides services to the Company under the terms of a management agreement (the “Agreement”).

**13. CAPITAL AND SURPLUS, DIVIDEND RESTRICTIONS, AND QUASI-REORGANIZATIONS**

**A–C.** No significant change.

**D.** The Company paid an ordinary cash dividend to its parent, UnitedHealthcare, Inc., of \$120,000,000 on June 9, 2021, which required no approval and was recorded as a reduction to unassigned surplus in the statutory basis statements of admitted assets, liabilities and capital and surplus. The dividend complied with the provisions set forth in the statutes of Illinois and Tennessee.

**E–M.** No significant change.

**14. LIABILITIES, CONTINGENCIES AND ASSESSMENTS**

**A–F.** No significant change.

**15. LEASES**

**A–B.** No significant change.

**16. INFORMATION ABOUT FINANCIAL INSTRUMENTS WITH OFF-BALANCE-SHEET RISK AND FINANCIAL INSTRUMENTS WITH CONCENTRATIONS OF CREDIT RISK**

**(1–4)** No significant change.

**17. SALE, TRANSFER, AND SERVICING OF FINANCIAL ASSETS AND EXTINGUISHMENTS OF LIABILITIES**

**A–C.** The Company did not participate in any transfers of receivables, financial assets, or wash sales as of June 30, 2021 or December 31, 2020.

**18. GAIN OR LOSS TO THE REPORTING ENTITY FROM UNINSURED PLANS AND THE UNINSURED PORTION OF PARTIALLY INSURED PLANS**

**A. ASO Plans**

The Company has an Administrative Services Only Contract (“ASO”) with TennCare for the Employment and Community First (“ECF”) product for which TennCare retains all of the health care service risk, while the Company assumes the administrative risk. The Company has recorded receivables for amounts due from TennCare for administering the ECF benefit of \$532,750 and \$519,450 at June 30, 2021 and December 31, 2020, respectively, which are included in amounts receivable relating to uninsured plans in the statutory basis statements of admitted assets, liabilities, and capital and surplus. The Company’s liability for premium taxes payable on the ECF activity of \$536,924 and \$952,201 at June 30, 2021 and December 31, 2020, respectively, is included in general expenses due or accrued in the statutory basis statements of admitted assets, liabilities, and capital and surplus.

The net gain from operations of the ASO uninsured plans and the uninsured portion of partially insured plans are as follows:

	June 30, 2021			December 31, 2020		
	ASO Uninsured Plans	Uninsured Portion of Partially Insured Plans	Total ASO	ASO Uninsured Plans	Uninsured Portion of Partially Insured Plans	Total ASO
a. Net reimbursement for administrative expenses (including administrative fees) in excess of actual expenses	\$ 1,292,760	\$ -	\$ 1,292,760	\$ 2,738,801	\$ -	\$ 2,738,801
b. Total net other income or expenses (including interest paid to or received from plans)	-	-	-	-	-	-
c. Net gain from operations	1,292,760	-	1,292,760	2,738,801	-	2,738,801
d. Total claim payment volume	6,852,881	-	6,852,881	12,356,177	-	12,356,177

**B.** The Company has no operations from Administrative Services Contracts.

**C. Medicare or Other Similarly Structured Cost Based Reimbursement Contract**

The Medicare Part D program is a partially insured plan. The Company recorded a receivable in amounts receivable relating to uninsured plans in the statutory basis statements of admitted assets, liabilities, and capital and surplus of \$20,472,943 and \$26,647,495 as of June 30, 2021 and December 31, 2020, respectively, for cost reimbursement under the Medicare Part D program for the catastrophic reinsurance and low-income member cost-sharing subsidies. A payable of \$2,190 and \$68,007 as of June 30, 2021 and December 31, 2020, respectively, for the Medicare Part D Coverage Gap Discount Program are included in liability for amounts held under uninsured plans in the statutory basis statements of admitted assets, liabilities, and capital and surplus.

The Company participates in administering the payments for TennCare's pharmaceutical benefit program and new in 2021, TennCare's dental benefit program. There is no risk to the Company as a result of these transactions. The Company recorded a premium tax receivable from TennCare of \$7,292,133 and \$5,804,163 and a corresponding premium tax payable of \$7,292,133 and \$5,804,163 as of June 30, 2021 and December 31, 2020, respectively, which is included in amounts receivable relating to uninsured plans and general expenses due or accrued, respectively, in the statutory basis statements of admitted assets, liabilities, and capital and surplus.

The Company administers TennCare's enhanced rate payments for the Emergency Medical Services ("EMS"), Patient Centered Medical Home ("PCMH"), Hospital Directed Payments ("HDP"), Medical Therapy Management ("MTM"), Physician Service ("PHY"), Health Links ("HL"), Behavioral Health ("BH"), Primary Care Provider ("PCP"), Nursing Facilities ("NF"), and Home Community Based Services ("HCBS") pass-through programs through non-risk reconciled payments. The acute benefits for EMS, PCMH, HDP, MTM, PHY, HL, BH, PCP, NF, and HCBS are included in the TennCare's capitation rate. The state-directed PCMH enhanced payments are reimbursed outside of the monthly capitation rates. The Company subsequently remits payment at agreed upon intervals based on a detailed listing provided by TennCare. There is no risk to the Company as any excess or shortfall is 100% remitted or received back from the state. In addition, TennCare will also reimburse the Company for specified COVID-19 related medical expenses incurred by TennCare members. A receivable of \$959,135 and \$24,078,229, and a payable of \$56,727,936 and \$48,139,775 as of June 30, 2021 and December 31, 2020, respectively, related to the enhanced rate payments and reimbursement are included in amounts receivable relating to uninsured plans and liability for amounts held under uninsured plans, respectively, in the statutory basis statements of admitted assets, liabilities, and capital and surplus.

The Company had a contract with the State of Iowa, Department of Human Services ("IA DHS"), to deliver high quality health care services for the Iowa Health Link, which includes Hawk-i (a program for uninsured children) eligible beneficiaries in Iowa. This contract was discontinued effective June 30, 2019. Prior to the contract discontinuance, the Company administered IA DHS' enhanced rate payments for the Graduate Medical Education Program ("GME") and the University of Iowa Health Care Physician Supplemental Program ("UIHCP") programs through non-risk reconciled payments. The IA DHS capitation rate was inclusive of the enhanced rate and the Company subsequently remits payment at agreed upon intervals to the GME and the UIHCP programs based on a detailed listing provided by the IA DHS. There is no risk to the Company as any excess or shortfall is 100% remitted or received back from the state. A payable of \$153,715 as of December 31, 2020 related to the enhanced rate payments is included in liability for amounts held under uninsured plans in the statutory basis statements of admitted assets, liabilities, and capital and surplus.

**19. DIRECT PREMIUM WRITTEN/PRODUCED BY MANAGING GENERAL AGENTS/THIRD-PARTY ADMINISTRATORS**

No significant change.



## 20. FAIR VALUE MEASUREMENTS

The NAIC SAP defines fair value, establishes a framework for measuring fair value, and outlines the disclosure requirements related to fair value measurements. The fair value hierarchy is as follows:

*Level 1* — Quoted (unadjusted) prices for identical assets in active markets.

*Level 2* — Other observable inputs, either directly or indirectly, including:

- Quoted prices for similar assets in active markets;
- Quoted prices for identical or similar assets in nonactive markets (few transactions, limited information, noncurrent prices, high variability over time, etc.);
- Inputs other than quoted prices that are observable for the asset (interest rates, yield curves, volatilities, default rates, etc.);
- Inputs that are derived principally from or corroborated by other observable market data.

*Level 3* — Unobservable inputs that cannot be corroborated by observable market data.

The estimated fair values of bonds, cash equivalents, and short-term investments (collectively “investment holdings”) are based on quoted market prices, where available. The Company obtains one price for each security primarily from a third-party pricing service (“pricing service”), which generally uses quoted prices or other observable inputs for the determination of fair value. The pricing service normally derives the security prices through recently reported trades for identical or similar securities, making adjustments through the reporting date based upon available observable market information. For securities not actively traded, the pricing service may use quoted market prices of comparable instruments or discounted cash flow analyses, incorporating inputs that are currently observable in the markets for similar securities. Inputs that are often used in the valuation methodologies include, but are not limited to, non-binding broker quotes, benchmark yields, credit spreads, default rates and prepayment speeds. As the Company is responsible for the determination of fair value, it performs quarterly analyses on the prices received from the pricing service to determine whether the prices are reasonable estimates of fair value. Specifically, the Company compares the prices received from the pricing service to a secondary pricing source; prices reported by its custodian, its investment consultant and third-party investment advisors. Additionally, the Company compares changes in the reported market values and returns to relevant market indices to test the reasonableness of the reported prices. The Company’s internal price verification procedures and review of fair value methodology documentation provided by independent pricing services have not historically resulted in an adjustment in the prices obtained from the pricing service.

In instances in which the inputs used to measure fair value fall into different levels of the fair value hierarchy, the fair value measurement has been determined based on the lowest-level input that is significant to the fair value measurement in its entirety. The Company’s assessment of the significance of a particular item to the fair value measurement in its entirety requires judgment, including the consideration of inputs specific to the asset or liability.

### A. Fair Value

#### (1) Fair Value Measurements at Reporting Date

The following tables present information about the Company’s financial assets that are measured and reported at fair value at June 30, 2021 and December 31, 2020, in the statutory basis statements of admitted assets, liabilities, and capital and surplus according to the valuation techniques the Company used to determine their fair values:

STATEMENT AS OF JUNE 30, 2021 OF THE UnitedHealthcare Plan of the River Valley, Inc.

June 30, 2021					
Description for Each Class of Asset or Liability	(Level 1)	(Level 2)	(Level 3)	Net Asset Value (NAV)	Total
a. Assets at fair value:					
Perpetual preferred stock:					
Industrial and misc	\$ -	\$ -	\$ -	\$ -	\$ -
Parent, subsidiaries, and affiliates	-	-	-	-	-
Total perpetual preferred stocks	-	-	-	-	-
Bonds:					
U.S. governments	-	-	-	-	-
Industrial and misc	-	-	-	-	-
Hybrid securities	-	-	-	-	-
Parent, subsidiaries, and affiliates	-	-	-	-	-
Total bonds	-	-	-	-	-
Common stock:					
Industrial and misc	-	-	-	-	-
Parent, subsidiaries, and affiliates	-	-	-	-	-
Total common stock	-	-	-	-	-
Derivative assets:					
Interest rate contracts	-	-	-	-	-
Foreign exchange contracts	-	-	-	-	-
Credit contracts	-	-	-	-	-
Commodity futures contracts	-	-	-	-	-
Commodity forward contracts	-	-	-	-	-
Total derivatives	-	-	-	-	-
Money-market funds	355,641,925	-	-	-	355,641,925
Qualified cash pool	2,692,709	-	-	-	2,692,709
Separate account assets	-	-	-	-	-
Total assets at fair value/NAV	<u>\$ 358,334,634</u>	<u>\$ -</u>	<u>\$ -</u>	<u>\$ -</u>	<u>\$ 358,334,634</u>
b. Liabilities at fair value:					
Derivative liabilities	\$ -	\$ -	\$ -	\$ -	\$ -
Total liabilities at fair value	<u>\$ -</u>	<u>\$ -</u>	<u>\$ -</u>	<u>\$ -</u>	<u>\$ -</u>

December 31, 2020					
Description for Each Class of Asset or Liability	(Level 1)	(Level 2)	(Level 3)	Net Asset Value (NAV)	Total
a. Assets at fair value:					
Perpetual preferred stock:					
Industrial and misc	\$ -	\$ -	\$ -	\$ -	\$ -
Parent, subsidiaries, and affiliates	-	-	-	-	-
Total perpetual preferred stocks	-	-	-	-	-
Bonds:					
U.S. governments	-	-	-	-	-
Industrial and misc	-	-	-	-	-
Hybrid securities	-	-	-	-	-
Parent, subsidiaries, and affiliates	-	-	-	-	-
Total bonds	-	-	-	-	-
Common stock:					
Industrial and misc	-	-	-	-	-
Parent, subsidiaries, and affiliates	-	-	-	-	-
Total common stock	-	-	-	-	-
Derivative assets:					
Interest rate contracts	-	-	-	-	-
Foreign exchange contracts	-	-	-	-	-
Credit contracts	-	-	-	-	-
Commodity futures contracts	-	-	-	-	-
Commodity forward contracts	-	-	-	-	-
Total derivatives	-	-	-	-	-
Money-market funds	157,640,366	-	-	-	157,640,366
Qualified cash pool	7,388,942	-	-	-	7,388,942
Separate account assets	-	-	-	-	-
Total assets at fair value/NAV	<u>\$ 165,029,308</u>	<u>\$ -</u>	<u>\$ -</u>	<u>\$ -</u>	<u>\$ 165,029,308</u>
b. Liabilities at fair value:					
Derivative liabilities	\$ -	\$ -	\$ -	\$ -	\$ -
Total liabilities at fair value	<u>\$ -</u>	<u>\$ -</u>	<u>\$ -</u>	<u>\$ -</u>	<u>\$ -</u>

STATEMENT AS OF JUNE 30, 2021 OF THE UnitedHealthcare Plan of the River Valley, Inc.

- (2) The Company considers its investments in LIHTC investments as a Level 3 investment even though no market valuation was required as of June 30, 2021 and December 31, 2020. As a result, these investments are excluded from being presented as a Level 3 security in the fair value hierarchy tables above. As there is no readily available market, these securities are recorded at book/adjusted carrying value and considered held to maturity as they will not be sold. As a result, these investments are recorded and reported at book value of \$6,878,040 and \$7,838,898 as of June 30, 2021 and December 31, 2020.
- (3) Transfers between fair value hierarchy levels, if any, are recorded as of the beginning of the reporting period in which the transfer occurs. There were no transfers between Levels 1, 2, or 3 of any financial assets or liabilities during the six months ended June 30, 2021 and the year ended December 31, 2020.
- (4) The framework the Company has established for determining the fair value of the investment holdings is outlined above.

**LIHTC Investments** — The Company does consider its investments in LIHTC as a Level 3 investment even though no market valuation adjustment was required as of June 30, 2021 and December 31, 2020. As a result, these investments are excluded from being presented as a level 3 security in the financial hierarchy tables above. As there is no readily available market, these securities are recorded and reported at book/adjusted carrying value and considered held to maturity as they will not be sold. Should any contractual breakage occur that jeopardizes the ability to receive the tax credits associated with these securities, impairments will be recognized. As of June 30, 2021, all of these investments are performing in accordance with their original contract terms.

- (5) The Company has no derivative assets and liabilities to disclose.

**B. Fair Value Combination** — Not applicable.

**C. Aggregate Fair Value Hierarchy**

The aggregate fair value by hierarchy of all financial instruments as of June 30, 2021 and December 31, 2020, is presented in the table below:

Type of Financial Instrument	June 30, 2021						Net Asset Value (NAV)	Not Practicable (Carrying Value)
	Aggregate Fair Value	Admitted Assets	(Level 1)	(Level 2)	(Level 3)			
U.S. government and agency securities	\$ 217,095,506	\$ 213,401,827	\$ 95,083,871	\$ 122,011,635	\$ -	\$ -	\$ -	
State and agency municipal securities	94,279,016	91,156,789	-	94,279,016	-	-	-	
City and county municipal securities	87,524,102	83,872,603	-	87,524,102	-	-	-	
Corporate debt securities	357,487,416	347,093,868	-	357,487,416	-	-	-	
Cash equivalents	358,334,634	358,334,634	358,334,634	-	-	-	-	
Other invested assets	6,878,040	6,878,040	-	-	6,878,040	-	-	
Total bonds, short-term investments, cash equivalents, and other invested assets	<u>\$ 1,121,598,714</u>	<u>\$ 1,100,737,761</u>	<u>\$ 453,418,505</u>	<u>\$ 661,302,169</u>	<u>\$ 6,878,040</u>	<u>\$ -</u>	<u>\$ -</u>	

Type of Financial Instrument	December 31, 2020						Net Asset Value (NAV)	Not Practicable (Carrying Value)
	Aggregate Fair Value	Admitted Assets	(Level 1)	(Level 2)	(Level 3)			
U.S. government and agency securities	\$ 229,974,715	\$ 223,027,357	\$ 109,667,242	\$ 120,307,473	\$ -	\$ -	\$ -	
State and agency municipal securities	92,291,878	88,432,794	-	92,291,878	-	-	-	
City and county municipal securities	87,118,036	82,681,238	-	87,118,036	-	-	-	
Corporate debt securities	341,442,491	325,118,371	-	341,442,491	-	-	-	
Cash equivalents	182,863,183	182,863,183	182,863,183	-	-	-	-	
Other invested assets	7,838,898	7,838,898	-	-	7,838,898	-	-	
Total bonds, short-term investments, cash equivalents, and other invested assets	<u>\$ 941,529,201</u>	<u>\$ 909,961,841</u>	<u>\$ 292,530,425</u>	<u>\$ 641,159,878</u>	<u>\$ 7,838,898</u>	<u>\$ -</u>	<u>\$ -</u>	

**D. Not Practicable to Estimate Fair Value** — Not applicable.

**E. Investments Measured Using the NAV Practical Expedient** — Not applicable.

**21. OTHER ITEMS**

**COVID-19 Trends and Uncertainties**

The COVID-19 pandemic continues to evolve and the ultimate impact on the Company and its statutory basis results of operations, financial condition and cash flows remains unknown and is dependent on the future pacing of the pandemic and general economic uncertainty.

**A-I.** No significant change.

**22. EVENTS SUBSEQUENT**

Subsequent events have been evaluated through August 13, 2021, which is the date these statutory basis financial statements were available for issuance.

**TYPE I — Recognized Subsequent Events**

Any material Type I events subsequent to June 30, 2021, have been recognized in the statutory basis financial statements and corresponding disclosures.

**TYPE II — Non-Recognized Subsequent Events**

Pursuant to the subordinated revolving credit agreement with UHS (see Note 10), the note receivable of \$41,200,000 including interest totaling \$41,202,012 was repaid to the Company on July 2, 2021.

There are no other material non-recognized Type II events that require disclosure.

**23. REINSURANCE**

**A-E.** No significant change.

**24. RETROSPECTIVELY RATED CONTRACTS AND CONTRACTS SUBJECT TO REDETERMINATION**

**A-B.** No significant change.

**C.** Pursuant to the ACA, the Company's commercial business is subject to retrospectively rated features based on the actual medical loss ratios experienced on the commercial lines of business and redetermination features for premium adjustments for changes to each member's health scores based on guidelines determined by the ACA. The total amount of direct premiums written for the commercial lines of business for which a portion is subject to the retrospectively rated and redetermination features was \$61,032,504 and \$126,883,851, representing 3.6% and 3.8% of total direct premiums written as of June 30, 2021 and December 31, 2020, respectively.

Pursuant to the ACA, the Company's Medicare business is subject to retrospectively rated features based on the actual medical loss ratios experienced on the Medicare line of business and redetermination features for premium adjustments for changes to each member's health scores based on guidelines determined by CMS. The formula is calculated pursuant to the ACA guidance. The total amount of direct premiums written for the Medicare line of business for which a portion is subject to the retrospectively rated and redetermination features was \$639,575,244 and \$1,159,246,845, representing 37.6% and 35.1% of total direct premiums written as of June 30, 2021 and December 31, 2020, respectively.

The Company has Medicare Part D risk-corridor amounts from CMS which are subject to a retrospectively rated feature related to Part D premiums. The Company has estimated accrued retrospective premiums related to certain Part D premiums based on guidelines determined by CMS. The formula is tiered and based on the bid medical loss ratio. The amount of Medicare Part D direct premiums written subject to the retrospectively rated feature was \$28,069,553 and \$47,475,983, representing 1.6% and 1.4% of total direct premiums written as of June 30, 2021 and December 31, 2020, respectively.

The Company has a contract with Ankeny Community School District that includes a retrospective premium feature. The Company is subject to premium adjustments based on a medical target. The amount of direct premiums written subject to the retrospectively rated feature was \$8,054,215 and \$15,542,544 representing 0.5% and 0.5% of total direct premiums written as of June 30, 2021 and December 31, 2020, respectively.

CMS has released the final Medicaid Managed Care Rule which is subject to each State's administration elections. This rule is the first major update to the Medicaid Managed Care regulations in more than a decade, which includes a minimum loss ratio requirement. Pursuant to the regulations, premiums associated with the Company's Medicaid line of business, which effective January 1, 2021 includes TennCare's CoverKids program, is subject to retrospectively rated features based on the actual medical loss ratios experienced on these products. The calculation is pursuant to the Medicaid Managed Care guidance. Effective June 30, 2019, the IA DHS contract was discontinued and the Company no longer has direct written premiums pursuant to this contract subject to the Medicaid Managed Care Rule. The total amount of direct premiums written, including the IA DHS runout premiums, for the Medicaid line of business for which a portion is subject to the retrospectively rated features was \$1,000,656,481 and \$2,016,641,925, representing 58.8% and 61.1% of total direct premiums written as of June 30, 2021 and December 31, 2020, respectively.

The Company records risk adjusted rates and withhold adjustments related to TennCare which include redetermination features. In addition, the Company is subject to retrospectively rated features based on the TennCare stated risk corridor target and estimated recoupments based on the medical spend corridor. The Company also holds an estimated reserve for recoupment for the rate differential between the TennCare rate and the CHOICES rate for TennCare Medicaid members which includes redetermination features. The total amount of direct premiums written for the TennCare Medicaid line of business, which effective January 1, 2021 includes CoverKids, for which a portion is subject to these redetermination and retrospectively rated features was \$998,140,897 and \$1,995,104,288 representing 58.7% and 60.4% of total direct premiums written as of June 30, 2021 and December 31, 2020, respectively.

Prior to the contract discontinuance (see Note 18), the Company recorded risk adjusted rates and withhold adjustments related to IA DHS and provided Home Based Habilitation services to eligible members which included redetermination features. The total amount of direct runout premiums for the IA DHS Medicaid line of business, including Hawk-i, for which a portion is subject to these redetermination features was \$2,515,584 and \$21,537,637, representing 0.1% and 0.7% of total direct premiums written as of June 30, 2021 and December 31, 2020, respectively.

- D. The Company is required to maintain specific minimum loss ratios on the comprehensive commercial and Medicare lines of business.

The following table discloses the minimum medical loss ratio rebate liability for the comprehensive commercial and Medicare lines of business which is included in aggregate health policy reserves in the statutory basis statements of admitted assets, liabilities, and capital and surplus for the six months ended June 30, 2021 and the year ended December 31, 2020:

	1	2	3	4	5
	Individual	Small Group Employer	Large Group Employer	Other Categories with Rebates	Total
Prior reporting year					
(1) Medical loss ratio rebates incurred	\$ -	\$ 1,986,669	\$ 176,463	\$ 39,101,938	\$ 41,265,070
(2) Medical loss ratio rebates paid	-	1,108,430	74,344	-	1,182,774
(3) Medical loss rebates unpaid	-	878,239	261,572	39,101,938	40,241,749
(4) Plus reinsurance assumed amounts	XXX	XXX	XXX	XXX	-
(5) Less reinsurance ceded amounts	XXX	XXX	XXX	XXX	-
(6) Rebates unpaid net of reinsurance	XXX	XXX	XXX	XXX	40,241,749
Current reporting year-to-date					
(7) Medical loss ratio rebates incurred	-	1,082,968	835,386	11,573,674	13,492,028
(8) Medical loss ratio rebates paid	-	-	-	-	-
(9) Medical loss rebates unpaid	-	1,961,207	1,096,958	50,675,612	53,733,777
(10) Plus reinsurance assumed amounts	XXX	XXX	XXX	XXX	-
(11) Less reinsurance ceded amounts	XXX	XXX	XXX	XXX	-
(12) Rebates unpaid net of reinsurance	XXX	XXX	XXX	XXX	53,733,777

Pursuant to the Medicaid Managed Care Rule, based on the State's election, the Company is required to maintain specific minimum loss ratios on its Medicaid line of business. The Company has no amounts accrued for Medicaid minimum loss ratio rebates as of June 30, 2021 and December 31, 2020, respectively.

**E. Risk-Sharing Provisions of the Affordable Care Act**

- (1) The Company has accident and health insurance premiums in 2021 and 2020 subject to the risk-sharing provisions of the ACA.

The ACA imposed fees and premium stabilization provisions on health insurance issuers offering comprehensive commercial health insurance. The three premium stabilization programs are commonly referred to as the 3Rs – risk adjustment, reinsurance, and risk corridors.

**Risk Adjustment** – The permanent risk adjustment program, designed to mitigate the potential impact of adverse selection and provide stability for health insurance issuers, applies to all non-grandfathered plans not subject to transitional relief in the individual and small group markets both inside and outside of the insurance exchanges. The risk adjustments and distributions are calculated using a high-cost risk pool which adds a reinsurance-like element to this program. The operation of the high-cost risk pools excludes a percentage of costs above a threshold level determined by federal regulations. The program operates two national high-cost risk pools, one for individuals and one for small groups. The data used by CMS to determine the risk adjustment amount is subject to risk adjustment data validation audits along with the true-up to the final CMS report, which may result in a material change to arrive at the final risk adjustment amount from the initial risk adjustment estimate recorded. The risk adjustment data validation audit for 2017 and 2018 have been finalized and any adjustments included in net premium income in the statutory basis financial statements in the period in which the amount became known. The remaining audits for the open years have not been completed. Estimates related to the open years have incorporated CMS Final Rule on Amendments to the U.S. Department of Health & Human Services (“HHS”) operated Risk Adjustment Data Validation under the ACA’s HHS-operated Risk Adjustment Program published December 1, 2020 and any estimated amounts receivable from or due to CMS are included in accrued retrospective premiums, aggregate health policy reserves, respectively, in the statutory basis statements of assets, liabilities, and capital and surplus. Premium adjustments pursuant to the risk adjustment program are accounted for as premium subject to redetermination and user fees are accounted for as assessments.

**Reinsurance** – The transitional reinsurance program was designed to protect issuers in the individual market from an expected increase in large claims due to the elimination of preexisting condition limitations. The transitional reinsurance program was effective from 2014 through 2016 and applied to all issuers of major medical commercial products and third-party administrators. Contributions attributable to enrollees in ACA compliant individual plans, including program administrative costs, were accounted for as ceded premium and payments received were accounted for as ceded benefit recoveries. The portion of the individual contributions earmarked for the U.S. Treasury was accounted for as an assessment. Contributions made for enrollees in fully insured plans other than ACA compliant individual plans, including program administrative costs and payments to the U.S. Treasury, were treated as assessments.

**Risk Corridors** – The temporary risk corridors program, designed to provide some aggregate protection against variability for issuers in the individual and small group markets during the period 2014 through 2016, applied to Qualified Health Plans in the individual and small group markets both inside and outside of the insurance exchanges.

STATEMENT AS OF JUNE 30, 2021 OF THE UnitedHealthcare Plan of the River Valley, Inc.

(2) The following table presents the current year impact of risk-sharing provisions of the ACA on assets, liabilities and operations.

<b>a. Permanent ACA Risk Adjustment Program</b>	<b>June 30, 2021</b>
<u>Assets</u>	
1. Premium adjustments receivable due to ACA Risk Adjustment (including high risk pool payments)	\$ 1,055,419
<u>Liabilities</u>	
2. Risk adjustment user fees payable for ACA Risk Adjustment	27,599
3. Premium adjustments payable due to ACA Risk Adjustment (including high risk pool premium)	4,489,347
<u>Operations (Revenue &amp; Expense)</u>	
4. Reported as revenue in premium for accident and health contracts (w/ritten/collected) due to ACA Risk Adjustment	732,787
5. Reported in expenses as ACA risk adjustment user fees (incurred/paid)	8,827
<b>b. Transitional ACA Reinsurance Program</b>	
<u>Assets</u>	
1. Amounts recoverable for claims paid due to ACA Reinsurance	\$ -
2. Amounts recoverable for claims unpaid due to ACA Reinsurance (Contra Liability)	-
3. Amounts receivable relating to uninsured plans for contributions for ACA Reinsurance	-
<u>Liabilities</u>	
4. Liabilities for contributions payable due to ACA Reinsurance - not reported as ceded premium	-
5. Ceded reinsurance premiums payable due to ACA Reinsurance	-
6. Liability for amounts held under uninsured plans contributions for ACA Reinsurance	-
<u>Operations (Revenue &amp; Expense)</u>	
7. Ceded reinsurance premiums due to ACA Reinsurance	-
8. Reinsurance recoveries (income statement) due to ACA reinsurance payments or expected payments	-
9. ACA Reinsurance contributions - not reported as ceded premium	-
<b>c. Temporary ACA Risk Corridors Program</b>	
<u>Assets</u>	
1. Accrued retrospective premium due to ACA Risk Corridors	\$ -
<u>Liabilities</u>	
2. Reserve for rate credits or policy experience rating refunds due to ACA Risk Corridors	-
<u>Operations (Revenue &amp; Expense)</u>	
3. Effect of ACA Risk Corridors on net premium income (paid/received)	-
4. Effect of ACA Risk Corridors on change in reserves for rate credits	-

STATEMENT AS OF JUNE 30, 2021 OF THE UnitedHealthcare Plan of the River Valley, Inc.

(3) The following table is a rollforward of the prior year ACA risk-sharing provisions for asset and liability balances, along with reasons for adjustments to prior year balances:

	Accrued During the Prior Year on Business Written before December 31 of the Prior Year		Received or Paid as of the Current Year on Business Written before December 31 of the Prior Year		Differences		Adjustments		Ref	Unsettled Balances as of the Reporting Date	
					Prior Year Accrued Less Payments (Col 1 - 3)	Prior Year Accrued Less Payments (Col 2 - 4)	To Prior Year Balances	To Prior Year Balances		Cumulative Balance from Prior Years (Col 1 - 3 + 7)	Cumulative Balance from Prior Years (Col 2 - 4 + 8)
	1	2	3	4	5	6	7	8		9	10
a. Permanent ACA Risk Adjustment Program											
1. Premium adjustment receivable (including high risk pool payments)	\$ 99,187	\$ -	\$ 166,648	\$ -	\$ (67,461)	\$ -	\$ 139,411	\$ -	A	\$ 71,950	\$ -
2. Premium adjustment (payable) (including high risk pool premium)	-	(5,374,825)	-	(1,275,572)	-	(4,099,253)	-	1,484,355	B	-	(2,614,898)
3. Subtotal ACA Permanent Risk Adjustment Program	99,187	(5,374,825)	166,648	(1,275,572)	(67,461)	(4,099,253)	139,411	1,484,355		71,950	(2,614,898)
b. Transitional ACA Reinsurance Program											
1. Amounts recoverable for claims paid	-	-	-	-	-	-	-	-	C	-	-
2. Amounts recoverable for claims unpaid (contra liability)	-	-	-	-	-	-	-	-	D	-	-
3. Amounts receivable relating to uninsured plans	-	-	-	-	-	-	-	-	E	-	-
4. Liabilities for contributions payable due to ACA Reinsurance—not reported as ceded premium	-	-	-	-	-	-	-	-	F	-	-
5. Ceded reinsurance premiums payable	-	-	-	-	-	-	-	-	G	-	-
6. Liability for amounts held under uninsured plans	-	-	-	-	-	-	-	-	H	-	-
7. Subtotal ACA Transitional Reinsurance Program	-	-	-	-	-	-	-	-		-	-
c. Temporary ACA Risk Corridors Program											
1. Accrued retrospective premium	-	-	-	-	-	-	-	-	I	-	-
2. Reserve for rate credits or policy experience rating refunds	-	-	-	-	-	-	-	-	J	-	-
3. Subtotal ACA Risk Corridors Program	-	-	-	-	-	-	-	-		-	-
d. Total for ACA Risk-Sharing Provisions	\$ 99,187	\$ (5,374,825)	\$ 166,648	\$ (1,275,572)	\$ (67,461)	\$ (4,099,253)	\$ 139,411	\$ 1,484,355		\$ 71,950	\$ (2,614,898)

Explanation of Adjustments

- A. The risk adjustment receivable as of December 31, 2020 utilized paid claims through October 31, 2020. As of the Reporting Date, the risk adjustment receivable related to prior periods was adjusted based on the CMS' Summary Report on Permanent Risk Adjustment Transfers for the 2020 Benefit Year. The risk adjustment receivable was further adjusted based on CMS' Updated Summary Report of 2017 Benefit Year Risk Adjustment Data Validation Adjustments to Risk Adjustment Transfers published January 15, 2021 and CMS' Final Rule amending Risk Adjustment Data Validation beginning with the 2019 Benefit Year.
- B. The risk adjustment payable as of December 31, 2020 utilized paid claims through October 31, 2020. As of the Reporting Date, the risk adjustment receivable related to prior periods was adjusted based on the CMS' Summary Report on Permanent Risk Adjustment Transfers for the 2020 Benefit Year. The risk adjustment payable was further adjusted based on CMS' Updated Summary Report of 2017 Benefit Year Risk Adjustment Data Validation Adjustments to Risk Adjustment Transfers published January 15, 2021 and CMS' Final Rule amending Risk Adjustment Data Validation beginning with the 2019 Benefit Year.
- C. NA  
D. NA  
E. NA  
F. NA  
G. NA  
H. NA  
I. NA  
J. NA

(4) The Company does not have any risk corridor receivables or payables to present in the table below.

Risk Corridors Program Year:	Accrued During the Prior Year on Business Written Before December 31 of the Prior Year		Received or Paid as of the Current Year on Business Written Before December 31 of the Prior Year		Differences		Adjustments		Ref	Unsettled Balances as of the Reporting Date	
					Prior Year Accrued Less Payments (Col 1-3)	Prior Year Accrued Less Payments (Col 2-4)	To Prior Year Balances	To Prior Year Balances		Cumulative Balance from Prior Years (Col 1-3+7)	Cumulative Balance from Prior Years (Col 2-4+8)
	1	2	3	4	5	6	7	8		9	10
a. 2014											
1. Accrued retrospective premium	\$ -	\$ -	\$ -	\$ -	\$ -	\$ -	\$ -	\$ -	A	\$ -	\$ -
2. Reserve for rate credits or policy experience rating refunds	-	-	-	-	-	-	-	-	B	-	-
b. 2015											
1. Accrued retrospective premium	-	-	-	-	-	-	-	-	C	-	-
2. Reserve for rate credits or policy experience rating refunds	-	-	-	-	-	-	-	-	D	-	-
c. 2016											
1. Accrued retrospective premium	-	-	-	-	-	-	-	-	E	-	-
2. Reserve for rate credits or policy experience rating refunds	-	-	-	-	-	-	-	-	F	-	-
d. Total for Risk Corridors	\$ -	\$ -	\$ -	\$ -	\$ -	\$ -	\$ -	\$ -		\$ -	\$ -

Explanation of Adjustments

- A.  
B.  
C.  
D.  
E.  
F.



(5) The Company does not have any risk corridor receivables to present in the table below.

	1	2	3	4	5	6
	Estimated Amount to be Filed or Final Amount Filed with CMS	Non-Accrued Amounts for Impairment or Other Reasons	Amounts received from CMS	Asset Balance (Gross of Non- admissions) (1-2-3)	Non-admitted Amount	Net Admitted Asset (4-5)
a. 2014	\$ -	\$ -	\$ -	\$ -	\$ -	\$ -
b. 2015	-	-	-	-	-	-
c. 2016	-	-	-	-	-	-
d. Total (a+b+c)	\$ -	\$ -	\$ -	\$ -	\$ -	\$ -

## 25. CHANGE IN INCURRED CLAIMS AND CLAIMS ADJUSTMENT EXPENSES

A. Changes in estimates related to the prior year incurred claims are included in total hospital and medical expenses in the current year in the statutory basis statements of operations. The following tables disclose paid claims, incurred claims, and the balance in claims unpaid, accrued medical incentive pool and bonus amounts, aggregate health claim reserves, and health care receivables (excluding provider loans and advances not yet expensed) at June 30, 2021 and December 31, 2020:

	June 30, 2021		
	Current Year Incurred Claims	Prior Years Incurred Claims	Total
Beginning of year claim reserve	\$ -	\$ (301,008,999)	\$ (301,008,999)
Paid claims—net of health care receivables*	1,077,516,247	159,213,774	1,236,730,021
End of year claim reserve	278,962,579	40,992,006	319,954,585
Incurred claims excluding the change in health care receivables	1,356,478,826	(100,803,219)	1,255,675,607
Beginning of year health care receivables*		72,679,081	72,679,081
End of year health care receivables*	(57,881,761)	(20,132,181)	(78,013,942)
Total incurred claims	\$ 1,298,597,065	\$ (48,256,319)	\$ 1,250,340,746

\*Health care receivables excludes provider loans and advances not yet expensed of \$195,000 for 2021 and 2020.

	December 31, 2020		
	Current Year Incurred Claims	Prior Years Incurred Claims	Total
Beginning of year claim reserve	\$ -	\$ (310,502,540)	\$ (310,502,540)
Paid claims—net of health care receivables*	2,307,417,187	195,347,966	2,502,765,153
End of year claim reserve	280,046,623	20,962,376	301,008,999
Incurred claims excluding the change in health care receivables	2,587,463,810	(94,192,198)	2,493,271,612
Beginning of year health care receivables*	-	74,135,075	74,135,075
End of year health care receivables*	(54,260,170)	(18,418,911)	(72,679,081)
Total incurred claims	\$ 2,533,203,640	\$ (38,476,034)	\$ 2,494,727,606

\*Health care receivables excludes provider loans and advances not yet expensed of \$195,000 and \$306,927 for 2020 and 2019, respectively.

STATEMENT AS OF JUNE 30, 2021 OF THE UnitedHealthcare Plan of the River Valley, Inc.

The liability for claims unpaid, accrued medical incentive pool and bonus amounts, and aggregate health claim reserves, net of health care receivables (excluding provider loans and advances not yet expensed) as of December 31, 2020 was \$228,329,918. As of June 30, 2021, \$159,213,774 has been paid for incurred claims attributable to insured events of prior years. Reserves remaining for prior years, net of health care receivables (excluding provider loans and advances not yet expensed) are now \$20,859,825, as a result of re-estimation of unpaid claims. Therefore, there has been \$48,256,319 favorable prior year development since December 31, 2020 to June 30, 2021. The primary drivers consist of favorable development of \$33,318,377 in retroactivity for inpatient, outpatient, physician, and pharmacy claims and \$14,561,410 as a result of a change in the provision for adverse deviations in experience. At December 31, 2020, the Company recorded \$38,476,034 of favorable development. The primary drivers consist of \$25,380,737 in retroactivity for inpatient, outpatient, physician, and pharmacy claims and \$17,412,181 as a result of a change in the provision for adverse deviations in experience, partially offset by unfavorable development of \$6,150,254 in provider claims settlements. Original estimates are increased or decreased, as additional information becomes known regarding individual claims, which could have an impact to the accruals for medical loss ratio rebates and retrospectively rated contracts. As a result of the prior year effects, on a regular basis, the Company adjusts revenue and the corresponding liability and/or receivable related to retrospectively rated policies and the impact of the change is included as a component of change in reserve for rate credits in the statutory basis statements of operations.

The Company incurred claims adjustment expenses (“CAE”) of \$98,603,792 and \$189,467,794 for the six months ended June 30, 2021 and the year ended December 31, 2020, respectively. These costs are included in the management service fees paid by the Company to UHS as a part of the Agreement. The following table discloses paid CAE, incurred CAE, and the balance in unpaid CAE reserve for the six months ended June 30, 2021 and the year ended December 31, 2020:

	June 30, 2021	December 31, 2020
Total claims adjustment expenses	\$ 98,603,792	\$ 189,467,794
Less: current year unpaid claims adjustment expenses	(3,330,280)	(3,104,209)
Add: prior year unpaid claims adjustment expenses	<u>3,104,209</u>	<u>3,266,502</u>
Total claims adjustment expenses paid	<u>\$ 98,377,721</u>	<u>\$ 189,630,087</u>

**B.** The Company did not make any significant changes in methodologies and assumptions used in the calculation of the liability for claims unpaid and unpaid CAE in 2021.

**26. INTERCOMPANY POOLING ARRANGEMENTS**

**A–G.** Not applicable.

**27. STRUCTURED SETTLEMENTS**

**A–B.** Not applicable.

**28. HEALTH CARE RECEIVABLES**

**A–B.** No significant change.

**29. PARTICIPATING POLICIES**

Not applicable.

**30. PREMIUM DEFICIENCY RESERVES**

The Company has not recorded any premium deficiency reserves (“PDR”) as of June 30, 2021 and December 31, 2020. The analysis of PDR was completed as of June 30, 2021 and December 31, 2020. The Company did consider anticipated investment income when calculating the PDR.

The following table summarizes the Company’s PDR as of June 30, 2021 and December 31, 2020:

	June 30, 2021
1. Liability carried for premium deficiency reserves	\$ -
2. Date of the most recent evaluation of this liability	<u>6/30/2021</u>
3. Was anticipated investment income utilized in this calculation?	Yes <input checked="" type="checkbox"/> No <input type="checkbox"/>
	December 31, 2020
1. Liability carried for premium deficiency reserves	\$ -
2. Date of the most recent evaluation of this liability	<u>12/31/2020</u>
3. Was anticipated investment income utilized in this calculation?	Yes <input checked="" type="checkbox"/> No <input type="checkbox"/>

**31. ANTICIPATED SALVAGE AND SUBROGATION**

No significant change.

# GENERAL INTERROGATORIES

## PART 1 - COMMON INTERROGATORIES

### GENERAL

- 1.1 Did the reporting entity experience any material transactions requiring the filing of Disclosure of Material Transactions with the State of Domicile, as required by the Model Act? ..... Yes [ ] No [ X ]
- 1.2 If yes, has the report been filed with the domiciliary state? ..... Yes [ ] No [ ]
- 2.1 Has any change been made during the year of this statement in the charter, by-laws, articles of incorporation, or deed of settlement of the reporting entity? ..... Yes [ ] No [ X ]
- 2.2 If yes, date of change: .....
- 3.1 Is the reporting entity a member of an Insurance Holding Company System consisting of two or more affiliated persons, one or more of which is an insurer? ..... Yes [ X ] No [ ]  
If yes, complete Schedule Y, Parts 1 and 1A.
- 3.2 Have there been any substantial changes in the organizational chart since the prior quarter end? ..... Yes [ ] No [ X ]
- 3.3 If the response to 3.2 is yes, provide a brief description of those changes.
- 3.4 Is the reporting entity publicly traded or a member of a publicly traded group? ..... Yes [ X ] No [ ]
- 3.5 If the response to 3.4 is yes, provide the CIK (Central Index Key) code issued by the SEC for the entity/group. .... 0000731766
- 4.1 Has the reporting entity been a party to a merger or consolidation during the period covered by this statement? ..... Yes [ ] No [ X ]  
If yes, complete and file the merger history data file with the NAIC.
- 4.2 If yes, provide the name of the entity, NAIC Company Code, and state of domicile (use two letter state abbreviation) for any entity that has ceased to exist as a result of the merger or consolidation.

1 Name of Entity	2 NAIC Company Code	3 State of Domicile

5. If the reporting entity is subject to a management agreement, including third-party administrator(s), managing general agent(s), attorney-in-fact, or similar agreement, have there been any significant changes regarding the terms of the agreement or principals involved? ..... Yes [ ] No [ X ] N/A [ ]  
If yes, attach an explanation.
- 6.1 State as of what date the latest financial examination of the reporting entity was made or is being made. .... 12/31/2016
- 6.2 State the as of date that the latest financial examination report became available from either the state of domicile or the reporting entity. This date should be the date of the examined balance sheet and not the date the report was completed or released. .... 12/31/2016
- 6.3 State as of what date the latest financial examination report became available to other states or the public from either the state of domicile or the reporting entity. This is the release date or completion date of the examination report and not the date of the examination (balance sheet date). .... 06/22/2018
- 6.4 By what department or departments?  
Illinois Department of Insurance
- 6.5 Have all financial statement adjustments within the latest financial examination report been accounted for in a subsequent financial statement filed with Departments? ..... Yes [ ] No [ ] N/A [ X ]
- 6.6 Have all of the recommendations within the latest financial examination report been complied with? ..... Yes [ X ] No [ ] N/A [ ]
- 7.1 Has this reporting entity had any Certificates of Authority, licenses or registrations (including corporate registration, if applicable) suspended or revoked by any governmental entity during the reporting period? ..... Yes [ ] No [ X ]
- 7.2 If yes, give full information:
- 8.1 Is the company a subsidiary of a bank holding company regulated by the Federal Reserve Board? ..... Yes [ ] No [ X ]
- 8.2 If response to 8.1 is yes, please identify the name of the bank holding company.
- 8.3 Is the company affiliated with one or more banks, thrifts or securities firms? ..... Yes [ X ] No [ ]
- 8.4 If response to 8.3 is yes, please provide below the names and location (city and state of the main office) of any affiliates regulated by a federal regulatory services agency [i.e. the Federal Reserve Board (FRB), the Office of the Comptroller of the Currency (OCC), the Federal Deposit Insurance Corporation (FDIC) and the Securities Exchange Commission (SEC)] and identify the affiliate's primary federal regulator.

1 Affiliate Name	2 Location (City, State)	3 FRB	4 OCC	5 FDIC	6 SEC
Optum Bank, Inc. ....	Salt Lake City, UT .....	NO	NO	YES	NO

## GENERAL INTERROGATORIES

- 9.1 Are the senior officers (principal executive officer, principal financial officer, principal accounting officer or controller, or persons performing similar functions) of the reporting entity subject to a code of ethics, which includes the following standards? ..... Yes  No
- (a) Honest and ethical conduct, including the ethical handling of actual or apparent conflicts of interest between personal and professional relationships;
- (b) Full, fair, accurate, timely and understandable disclosure in the periodic reports required to be filed by the reporting entity;
- (c) Compliance with applicable governmental laws, rules and regulations;
- (d) The prompt internal reporting of violations to an appropriate person or persons identified in the code; and
- (e) Accountability for adherence to the code.
- 9.11 If the response to 9.1 is No, please explain:
- 9.2 Has the code of ethics for senior managers been amended? ..... Yes  No
- 9.21 If the response to 9.2 is Yes, provide information related to amendment(s).  
Non-material updates to existing code.
- 9.3 Have any provisions of the code of ethics been waived for any of the specified officers? ..... Yes  No
- 9.31 If the response to 9.3 is Yes, provide the nature of any waiver(s).

### FINANCIAL

- 10.1 Does the reporting entity report any amounts due from parent, subsidiaries or affiliates on Page 2 of this statement? ..... Yes  No
- 10.2 If yes, indicate any amounts receivable from parent included in the Page 2 amount: ..... \$ .....0

### INVESTMENT

- 11.1 Were any of the stocks, bonds, or other assets of the reporting entity loaned, placed under option agreement, or otherwise made available for use by another person? (Exclude securities under securities lending agreements.) ..... Yes  No
- 11.2 If yes, give full and complete information relating thereto:
12. Amount of real estate and mortgages held in other invested assets in Schedule BA: ..... \$ .....0
13. Amount of real estate and mortgages held in short-term investments: ..... \$ .....0
- 14.1 Does the reporting entity have any investments in parent, subsidiaries and affiliates? ..... Yes  No
- 14.2 If yes, please complete the following:
- |   | 1<br>Prior Year-End<br>Book/Adjusted<br>Carrying Value | 2<br>Current Quarter<br>Book/Adjusted<br>Carrying Value |
|---|--|---|
| 14.21 Bonds .....   | \$ .....0  | \$ .....0   |
| 14.22 Preferred Stock .....   | \$ .....0  | \$ .....0   |
| 14.23 Common Stock .....  | \$ .....0  | \$ .....0   |
| 14.24 Short-Term Investments .....  | \$ .....0  | \$ .....0   |
| 14.25 Mortgage Loans on Real Estate .....   | \$ .....0  | \$ .....0   |
| 14.26 All Other .....   | \$ .....0  | \$ .....0   |
| 14.27 Total Investment in Parent, Subsidiaries and Affiliates (Subtotal Lines 14.21 to 14.26) ..... | \$ .....0  | \$ .....0   |
| 14.28 Total Investment in Parent included in Lines 14.21 to 14.26 above .....                       | \$ .....0  | \$ .....0   |
- 15.1 Has the reporting entity entered into any hedging transactions reported on Schedule DB? ..... Yes  No
- 15.2 If yes, has a comprehensive description of the hedging program been made available to the domiciliary state? ..... Yes  No  N/A
- If no, attach a description with this statement.
16. For the reporting entity's security lending program, state the amount of the following as of the current statement date:
- 16.1 Total fair value of reinvested collateral assets reported on Schedule DL, Parts 1 and 2. .... \$ .....0
- 16.2 Total book adjusted/carrying value of reinvested collateral assets reported on Schedule DL, Parts 1 and 2. .... \$ .....0
- 16.3 Total payable for securities lending reported on the liability page. .... \$ .....0

## GENERAL INTERROGATORIES

17. Excluding items in Schedule E - Part 3 - Special Deposits, real estate, mortgage loans and investments held physically in the reporting entity's offices, vaults or safety deposit boxes, were all stocks, bonds and other securities, owned throughout the current year held pursuant to a custodial agreement with a qualified bank or trust company in accordance with Section 1, III - General Examination Considerations, F. Outsourcing of Critical Functions, Custodial or Safekeeping Agreements of the NAIC Financial Condition Examiners Handbook? ..... Yes [ X ] No [ ]
- 17.1 For all agreements that comply with the requirements of the NAIC Financial Condition Examiners Handbook, complete the following:

1 Name of Custodian(s)	2 Custodian Address
Bank of New York Mellon .....	Global Liquidity Services, 1 Wall St, 14th Floor, New York City, NY 10286 .....
Northern Trust .....	50 S. LaSalle, Chicago, IL 60675 .....

- 17.2 For all agreements that do not comply with the requirements of the NAIC Financial Condition Examiners Handbook, provide the name, location and a complete explanation:

1 Name(s)	2 Location(s)	3 Complete Explanation(s)

- 17.3 Have there been any changes, including name changes, in the custodian(s) identified in 17.1 during the current quarter? ..... Yes [ ] No [ X ]
- 17.4 If yes, give full information relating thereto:

1 Old Custodian	2 New Custodian	3 Date of Change	4 Reason

- 17.5 Investment management – Identify all investment advisors, investment managers, broker/dealers, including individuals that have the authority to make investment decisions on behalf of the reporting entity. For assets that are managed internally by employees of the reporting entity, note as such. ["...that have access to the investment accounts"; "...handle securities"]

1 Name of Firm or Individual	2 Affiliation
Internally Managed .....	I.....
BlackRock Financial Management, Inc. ....	U.....
J.P. Morgan Asset Management .....	U.....
BNY Mellon Asset Management North America .....	U.....

- 17.5097 For those firms/individuals listed in the table for Question 17.5, do any firms/individuals unaffiliated with the reporting entity (i.e. designated with a "U") manage more than 10% of the reporting entity's invested assets? ..... Yes [ X ] No [ ]

- 17.5098 For firms/individuals unaffiliated with the reporting entity (i.e. designated with a "U") listed in the table for Question 17.5, does the total assets under management aggregate to more than 50% of the reporting entity's invested assets? ..... Yes [ X ] No [ ]

- 17.6 For those firms or individuals listed in the table for 17.5 with an affiliation code of "A" (affiliated) or "U" (unaffiliated), provide the information for the table below.

1 Central Registration Depository Number	2 Name of Firm or Individual	3 Legal Entity Identifier (LEI)	4 Registered With	5 Investment Management Agreement (IMA) Filed
107105 .....	BlackRock Financial Management, Inc. ....	549300LVXY1VJKE13M84 .....	SEC .....	NO.....
107038 .....	J.P. Morgan Asset Management .....	549300W78QHV4XMM6K69 .....	SEC .....	NO.....
105764 .....	BNY Mellon Asset Management North America .....	ME7YUCK4NF1W8VM8SP25 .....	SEC .....	NO.....

- 18.1 Have all the filing requirements of the Purposes and Procedures Manual of the NAIC Investment Analysis Office been followed? ..... Yes [ X ] No [ ]
- 18.2 If no, list exceptions:

19. By self-designating 5GI securities, the reporting entity is certifying the following elements for each self-designated 5GI security:
- a. Documentation necessary to permit a full credit analysis of the security does not exist or an NAIC CRP credit rating for an FE or PL security is not available.
  - b. Issuer or obligor is current on all contracted interest and principal payments.
  - c. The insurer has an actual expectation of ultimate payment of all contracted interest and principal.
- Has the reporting entity self-designated 5GI securities? ..... Yes [ ] No [ X ]

20. By self-designating PLGI securities, the reporting entity is certifying the following elements of each self-designated PLGI security:
- a. The security was purchased prior to January 1, 2018.
  - b. The reporting entity is holding capital commensurate with the NAIC Designation reported for the security.
  - c. The NAIC Designation was derived from the credit rating assigned by an NAIC CRP in its legal capacity as a NRSRO which is shown on a current private letter rating held by the insurer and available for examination by state insurance regulators.
  - d. The reporting entity is not permitted to share this credit rating of the PL security with the SVO.
- Has the reporting entity self-designated PLGI securities? ..... Yes [ ] No [ X ]

21. By assigning FE to a Schedule BA non-registered private fund, the reporting entity is certifying the following elements of each self-designated FE fund:
- a. The shares were purchased prior to January 1, 2019.
  - b. The reporting entity is holding capital commensurate with the NAIC Designation reported for the security.
  - c. The security had a public credit rating(s) with annual surveillance assigned by an NAIC CRP in its legal capacity as an NRSRO prior to January 1, 2019.
  - d. The fund only or predominantly holds bonds in its portfolio.
  - e. The current reported NAIC Designation was derived from the public credit rating(s) with annual surveillance assigned by an NAIC CRP in its legal capacity as an NRSRO.
  - f. The public credit rating(s) with annual surveillance assigned by an NAIC CRP has not lapsed.
- Has the reporting entity assigned FE to Schedule BA non-registered private funds that complied with the above criteria? ..... Yes [ ] No [ X ]

## GENERAL INTERROGATORIES

### PART 2 - HEALTH

1. Operating Percentages:
- 1.1 A&H loss percent .....78.7 %
  - 1.2 A&H cost containment percent .....4.3 %
  - 1.3 A&H expense percent excluding cost containment expenses .....9.9 %
- 2.1 Do you act as a custodian for health savings accounts? ..... Yes [ ] No [ X ]
- 2.2 If yes, please provide the amount of custodial funds held as of the reporting date .....\$.....0
- 2.3 Do you act as an administrator for health savings accounts? ..... Yes [ ] No [ X ]
- 2.4 If yes, please provide the balance of the funds administered as of the reporting date .....\$.....0
3. Is the reporting entity licensed or chartered, registered, qualified, eligible or writing business in at least two states? ..... Yes [ X ] No [ ]
- 3.1 If no, does the reporting entity assume reinsurance business that covers risks residing in at least one state other than the state of domicile of the reporting entity? ..... Yes [ ] No [ ]

**SCHEDULE S - CEDED REINSURANCE**

Showing All New Reinsurance Treaties - Current Year to Date

1 NAIC Company Code	2 ID Number	3 Effective Date	4 Name of Reinsurer	5 Domiciliary Jurisdiction	6 Type of Reinsurance Ceded	7 Type of Business Ceded	8 Type of Reinsurer	9 Certified Reinsurer Rating (1 through 6)	10 Effective Date of Certified Reinsurer Rating
<b>NONE</b>									



**SCHEDULE T - PREMIUMS AND OTHER CONSIDERATIONS**

Current Year to Date - Allocated by States and Territories

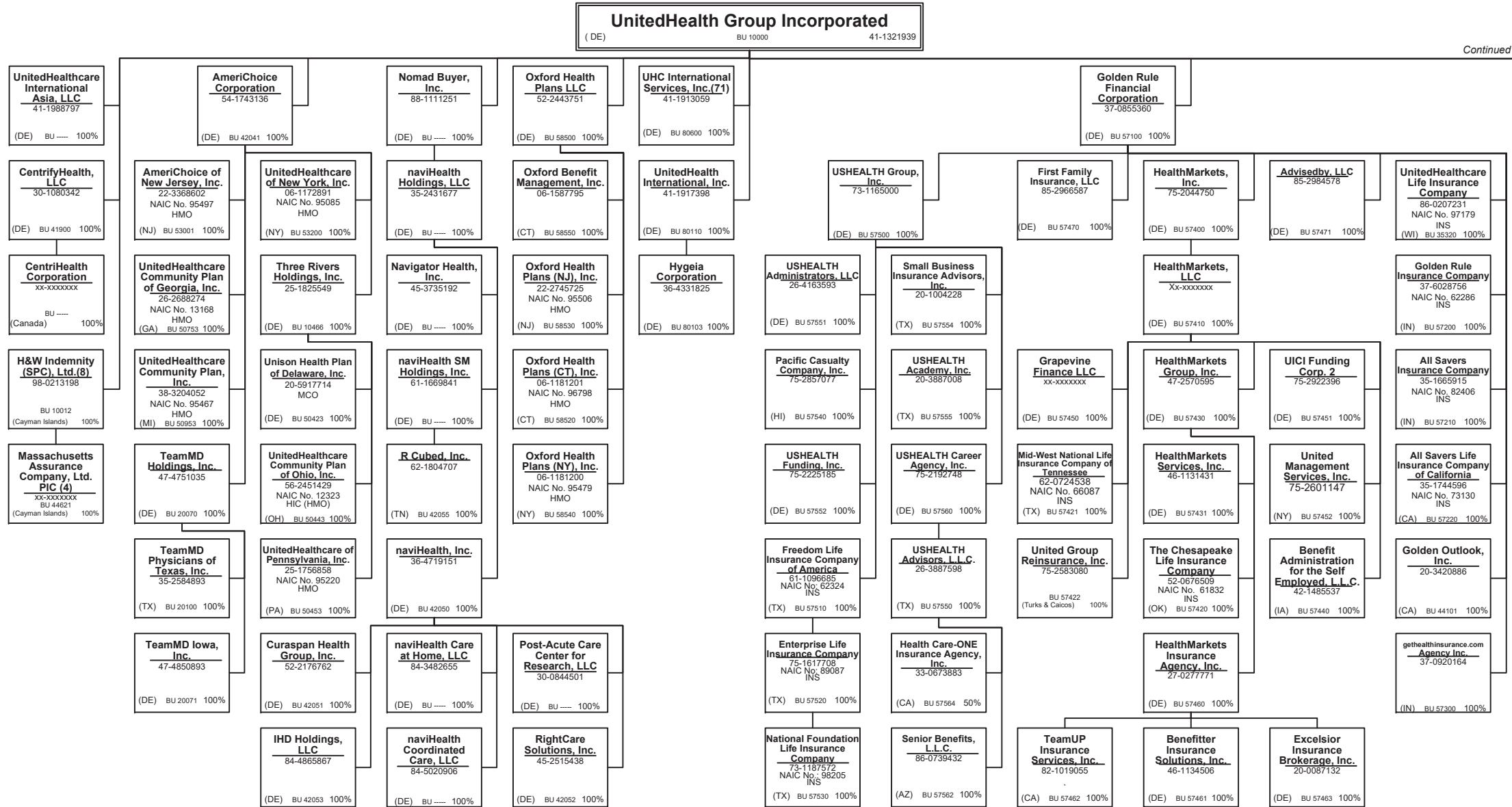
1 States, etc.	Active Status (a)	Direct Business Only									
		2 Accident and Health Premiums	3 Medicare Title XVIII	4 Medicaid Title XIX	5 CHIP Title XXI	6 Federal Employees Health Benefits Program Premiums	7 Life and Annuity Premiums & Other Considerations	8 Property/Casualty Premiums	9 Total Columns 2 Through 8	10 Deposit-Type Contracts	
1. Alabama	AL	N	.0	.0	.0	.0	.0	.0	.0	.0	.0
2. Alaska	AK	N	.0	.0	.0	.0	.0	.0	.0	.0	.0
3. Arizona	AZ	N	.0	.0	.0	.0	.0	.0	.0	.0	.0
4. Arkansas	AR	N	.0	.0	.0	.0	.0	.0	.0	.0	.0
5. California	CA	N	.0	.0	.0	.0	.0	.0	.0	.0	.0
6. Colorado	CO	N	.0	.0	.0	.0	.0	.0	.0	.0	.0
7. Connecticut	CT	N	.0	.0	.0	.0	.0	.0	.0	.0	.0
8. Delaware	DE	N	.0	.0	.0	.0	.0	.0	.0	.0	.0
9. District of Columbia	DC	N	.0	.0	.0	.0	.0	.0	.0	.0	.0
10. Florida	FL	N	.0	.0	.0	.0	.0	.0	.0	.0	.0
11. Georgia	GA	N	.0	.0	.0	.0	.0	.0	.0	.0	.0
12. Hawaii	HI	N	.0	.0	.0	.0	.0	.0	.0	.0	.0
13. Idaho	ID	N	.0	.0	.0	.0	.0	.0	.0	.0	.0
14. Illinois	IL	L	3,452,452	(4)	.0	.0	.0	.0	3,452,448	.0	.0
15. Indiana	IN	N	.0	.0	.0	.0	.0	.0	.0	.0	.0
16. Iowa	IA	L	46,996,486	.0	(15,154)	2,530,738	.0	.0	49,512,070	.0	.0
17. Kansas	KS	N	.0	.0	.0	.0	.0	.0	.0	.0	.0
18. Kentucky	KY	N	.0	.0	.0	.0	.0	.0	.0	.0	.0
19. Louisiana	LA	N	.0	.0	.0	.0	.0	.0	.0	.0	.0
20. Maine	ME	N	.0	.0	.0	.0	.0	.0	.0	.0	.0
21. Maryland	MD	N	.0	.0	.0	.0	.0	.0	.0	.0	.0
22. Massachusetts	MA	N	.0	.0	.0	.0	.0	.0	.0	.0	.0
23. Michigan	MI	N	.0	.0	.0	.0	.0	.0	.0	.0	.0
24. Minnesota	MN	N	.0	.0	.0	.0	.0	.0	.0	.0	.0
25. Mississippi	MS	N	.0	.0	.0	.0	.0	.0	.0	.0	.0
26. Missouri	MO	N	.0	.0	.0	.0	.0	.0	.0	.0	.0
27. Montana	MT	N	.0	.0	.0	.0	.0	.0	.0	.0	.0
28. Nebraska	NE	N	.0	.0	.0	.0	.0	.0	.0	.0	.0
29. Nevada	NV	N	.0	.0	.0	.0	.0	.0	.0	.0	.0
30. New Hampshire	NH	N	.0	.0	.0	.0	.0	.0	.0	.0	.0
31. New Jersey	NJ	N	.0	.0	.0	.0	.0	.0	.0	.0	.0
32. New Mexico	NM	N	.0	.0	.0	.0	.0	.0	.0	.0	.0
33. New York	NY	N	.0	.0	.0	.0	.0	.0	.0	.0	.0
34. North Carolina	NC	N	.0	.0	.0	.0	.0	.0	.0	.0	.0
35. North Dakota	ND	N	.0	.0	.0	.0	.0	.0	.0	.0	.0
36. Ohio	OH	N	.0	.0	.0	.0	.0	.0	.0	.0	.0
37. Oklahoma	OK	N	.0	.0	.0	.0	.0	.0	.0	.0	.0
38. Oregon	OR	N	.0	.0	.0	.0	.0	.0	.0	.0	.0
39. Pennsylvania	PA	N	.0	.0	.0	.0	.0	.0	.0	.0	.0
40. Rhode Island	RI	N	.0	.0	.0	.0	.0	.0	.0	.0	.0
41. South Carolina	SC	N	.0	.0	.0	.0	.0	.0	.0	.0	.0
42. South Dakota	SD	N	.0	.0	.0	.0	.0	.0	.0	.0	.0
43. Tennessee	TN	L	350,414	639,575,248	978,396,710	19,744,187	.0	.0	1,638,066,559	.0	.0
44. Texas	TX	N	.0	.0	.0	.0	.0	.0	.0	.0	.0
45. Utah	UT	N	.0	.0	.0	.0	.0	.0	.0	.0	.0
46. Vermont	VT	N	.0	.0	.0	.0	.0	.0	.0	.0	.0
47. Virginia	VA	L	10,233,152	.0	.0	.0	.0	.0	10,233,152	.0	.0
48. Washington	WA	N	.0	.0	.0	.0	.0	.0	.0	.0	.0
49. West Virginia	WV	N	.0	.0	.0	.0	.0	.0	.0	.0	.0
50. Wisconsin	WI	N	.0	.0	.0	.0	.0	.0	.0	.0	.0
51. Wyoming	WY	N	.0	.0	.0	.0	.0	.0	.0	.0	.0
52. American Samoa	AS	N	.0	.0	.0	.0	.0	.0	.0	.0	.0
53. Guam	GU	N	.0	.0	.0	.0	.0	.0	.0	.0	.0
54. Puerto Rico	PR	N	.0	.0	.0	.0	.0	.0	.0	.0	.0
55. U.S. Virgin Islands	VI	N	.0	.0	.0	.0	.0	.0	.0	.0	.0
56. Northern Mariana Islands	MP	N	.0	.0	.0	.0	.0	.0	.0	.0	.0
57. Canada	CAN	N	.0	.0	.0	.0	.0	.0	.0	.0	.0
58. Aggregate Other Aliens	OT	XXX	.0	.0	.0	.0	.0	.0	.0	.0	.0
59. Subtotal	XXX	61,032,504	639,575,244	978,381,556	22,274,925	.0	.0	.0	1,701,264,229	.0	.0
60. Reporting Entity Contributions for Employee Benefit Plans	XXX	.0	.0	.0	.0	.0	.0	.0	.0	.0	.0
61. Totals (Direct Business)	XXX	61,032,504	639,575,244	978,381,556	22,274,925	0	0	0	1,701,264,229	0	0
DETAILS OF WRITE-INS											
58001.	XXX										
58002.	XXX										
58003.	XXX										
58998. Summary of remaining write-ins for Line 58 from overflow page	XXX	.0	.0	.0	.0	.0	.0	.0	.0	.0	.0
58999. Totals (Lines 58001 through 58003 plus 58998)(Line 58 above)	XXX	0	0	0	0	0	0	0	0	0	0

(a) Active Status Counts:

L - Licensed or Chartered - Licensed Insurance carrier or domiciled RRG..... 4 R - Registered - Non-domiciled RRGs..... 0  
 E - Eligible - Reporting entities eligible or approved to write surplus lines in the state..... 0 Q - Qualified - Qualified or accredited reinsurer..... 0  
 N - None of the above - Not allowed to write business in the state..... 53

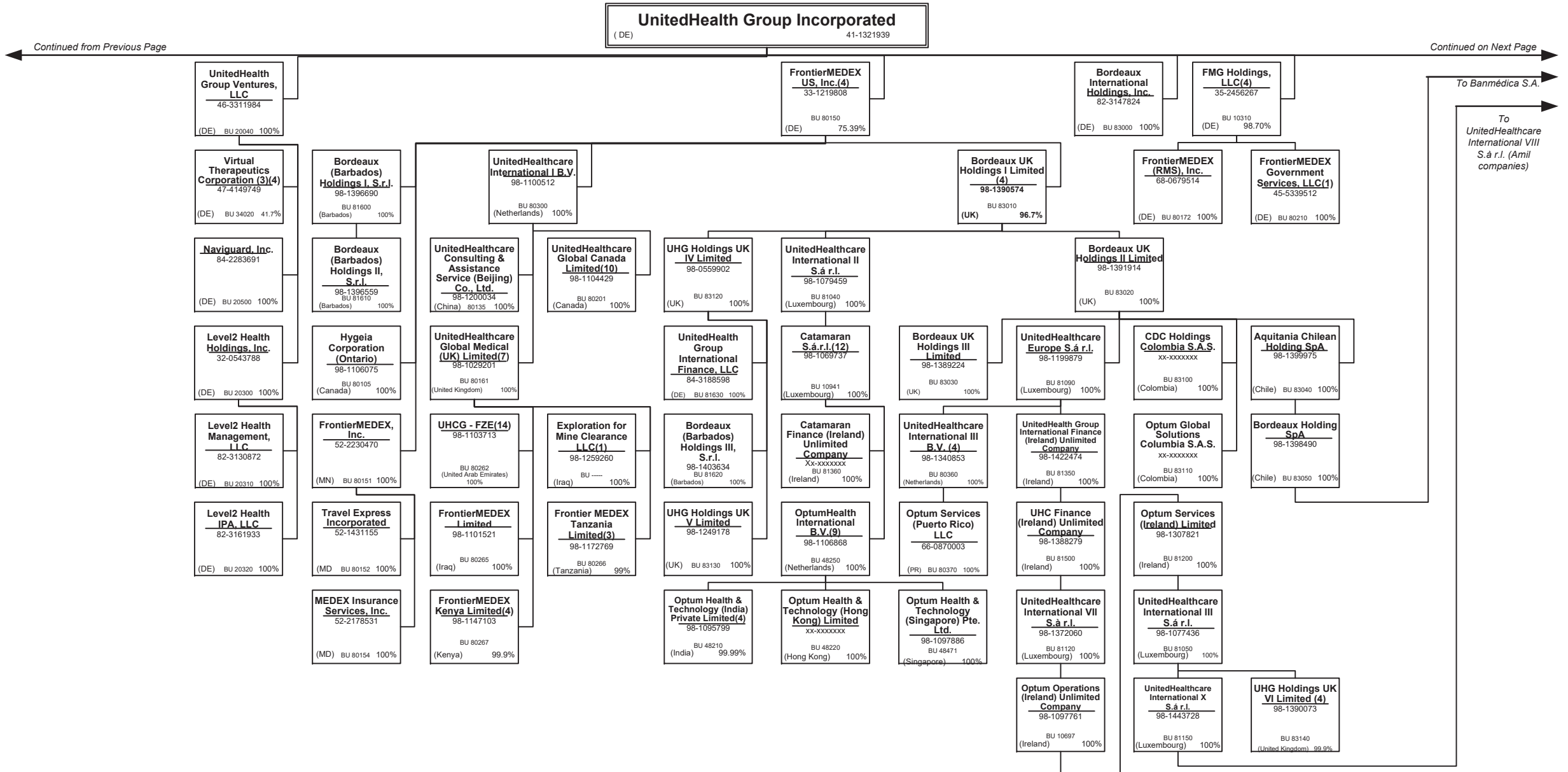
Premiums are allocated by state based upon geographic market.

**SCHEDULE Y – INFORMATION CONCERNING ACTIVITIES OF INSURER MEMBERS OF A HOLDING COMPANY GROUP**  
**PART 1 – ORGANIZATIONAL CHART**



Continued on Next Page

**SCHEDULE Y – INFORMATION CONCERNING ACTIVITIES OF INSURER MEMBERS OF A HOLDING COMPANY GROUP**  
**PART 1 – ORGANIZATIONAL CHART**



Continued from Previous Page

Continued on Next Page

To Banmedica S.A.

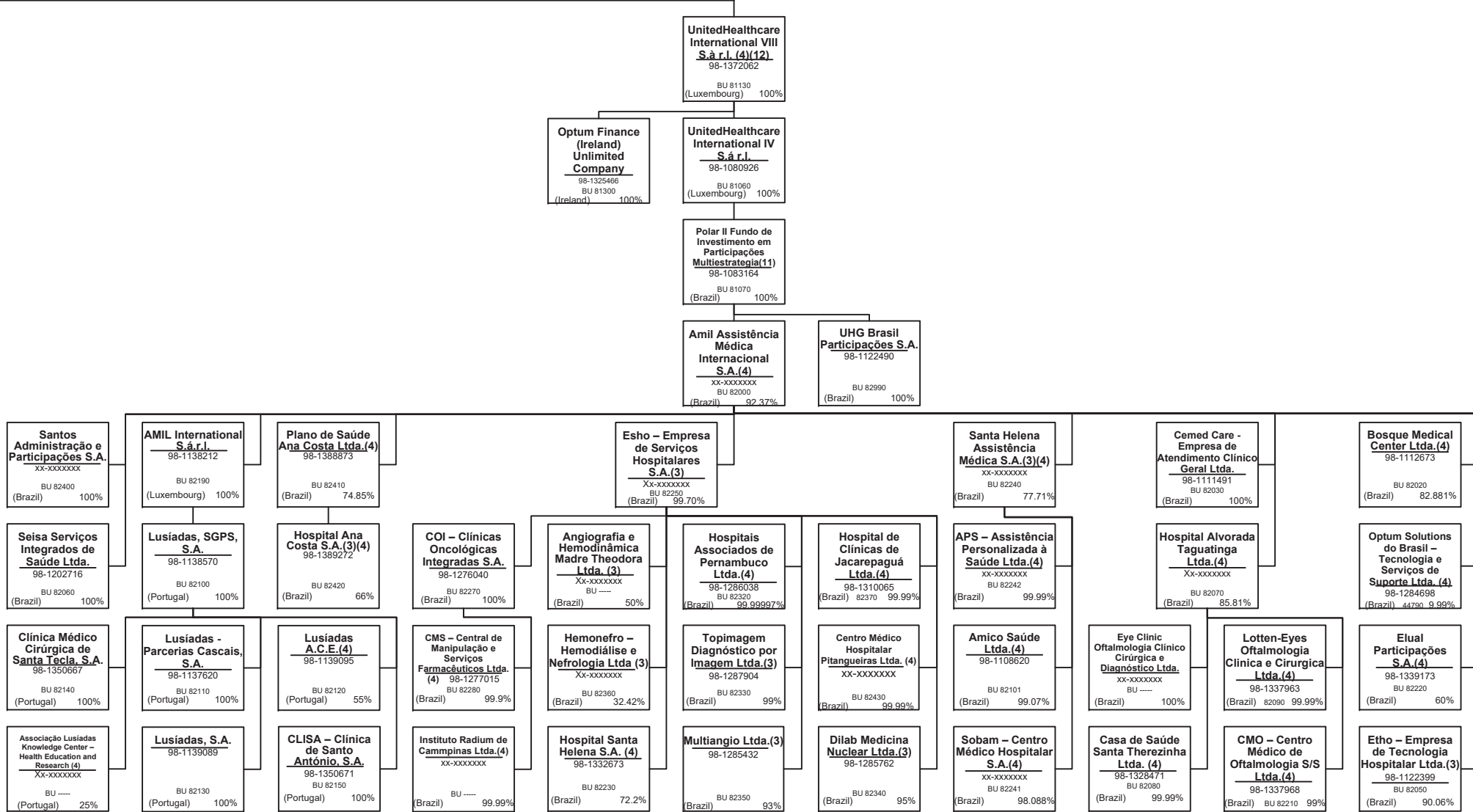
To UnitedHealthcare International VIII S.à r.l. (Amil companies)

**SCHEDULE Y – INFORMATION CONCERNING ACTIVITIES OF INSURER MEMBERS OF A HOLDING COMPANY GROUP**  
**PART 1 – ORGANIZATIONAL CHART**

**UnitedHealth Group Incorporated**  
 ( DE ) 41-1321939

Continued from Previous Page

Continued on Next Page



**SCHEDULE Y – INFORMATION CONCERNING ACTIVITIES OF INSURER MEMBERS OF A HOLDING COMPANY GROUP**  
**PART 1 – ORGANIZATIONAL CHART**


**UnitedHealth Group Incorporated**  
 ( DE ) 41-1321939

Continued from Previous Page

**United HealthCare Services, Inc.**  
 41-1289245  
 (MN) BU 20020 100%

Continued on Next Page

**Banmédica S.A.(3)**  
 98-1444127  
 BU 83060  
 (Chile) 99.39%

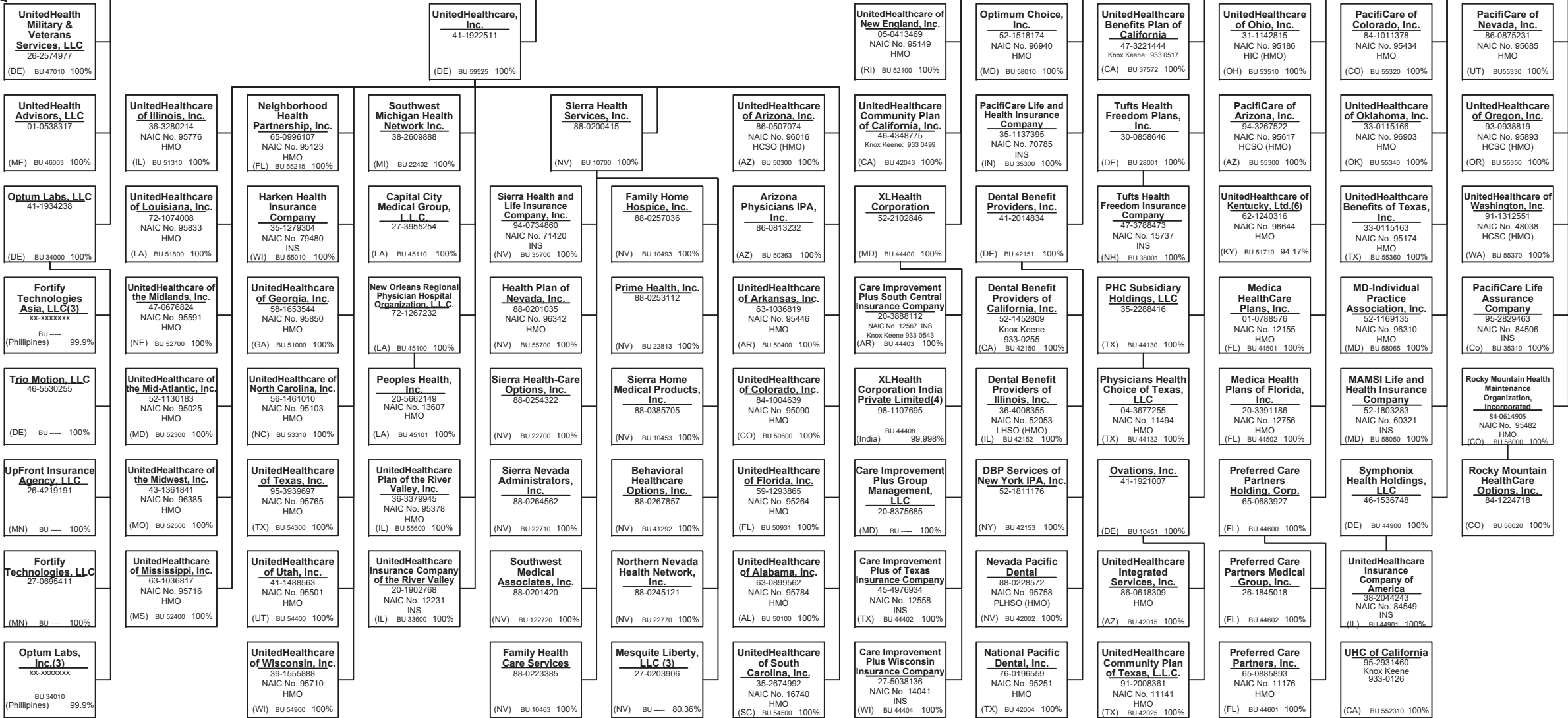


**SCHEDULE Y – INFORMATION CONCERNING ACTIVITIES OF INSURER MEMBERS OF A HOLDING COMPANY GROUP**  
**PART 1 – ORGANIZATIONAL CHART**

**United HealthCare Services, Inc.**  
 (MN) 41-1289245 100%

Continued from Previous Page

Continued on Next Page



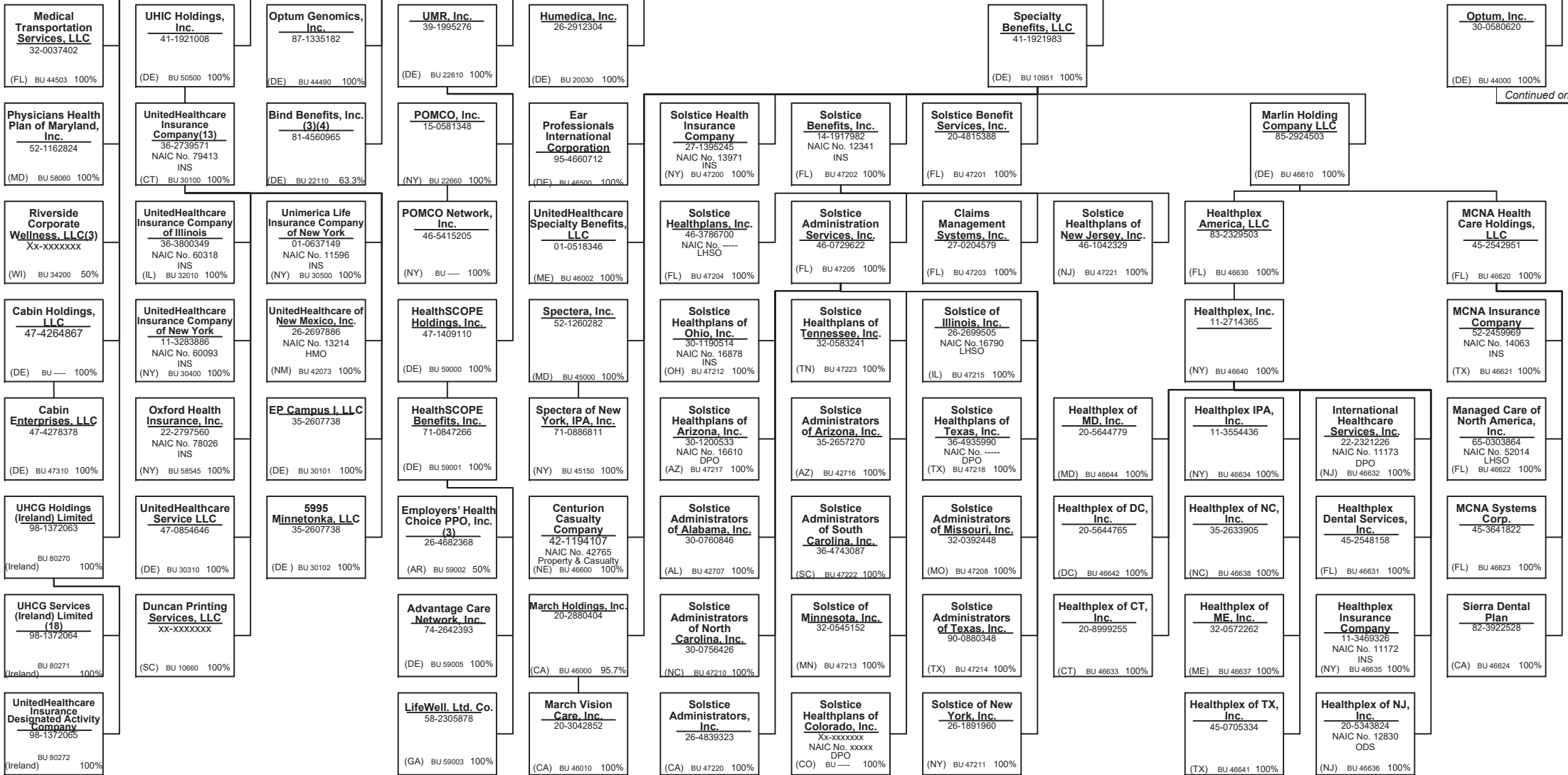
15.4

**SCHEDULE Y – INFORMATION CONCERNING ACTIVITIES OF INSURER MEMBERS OF A HOLDING COMPANY GROUP**  
**PART 1 – ORGANIZATIONAL CHART**

**United HealthCare Services, Inc.**  
 (MN) 41-1289245 100%

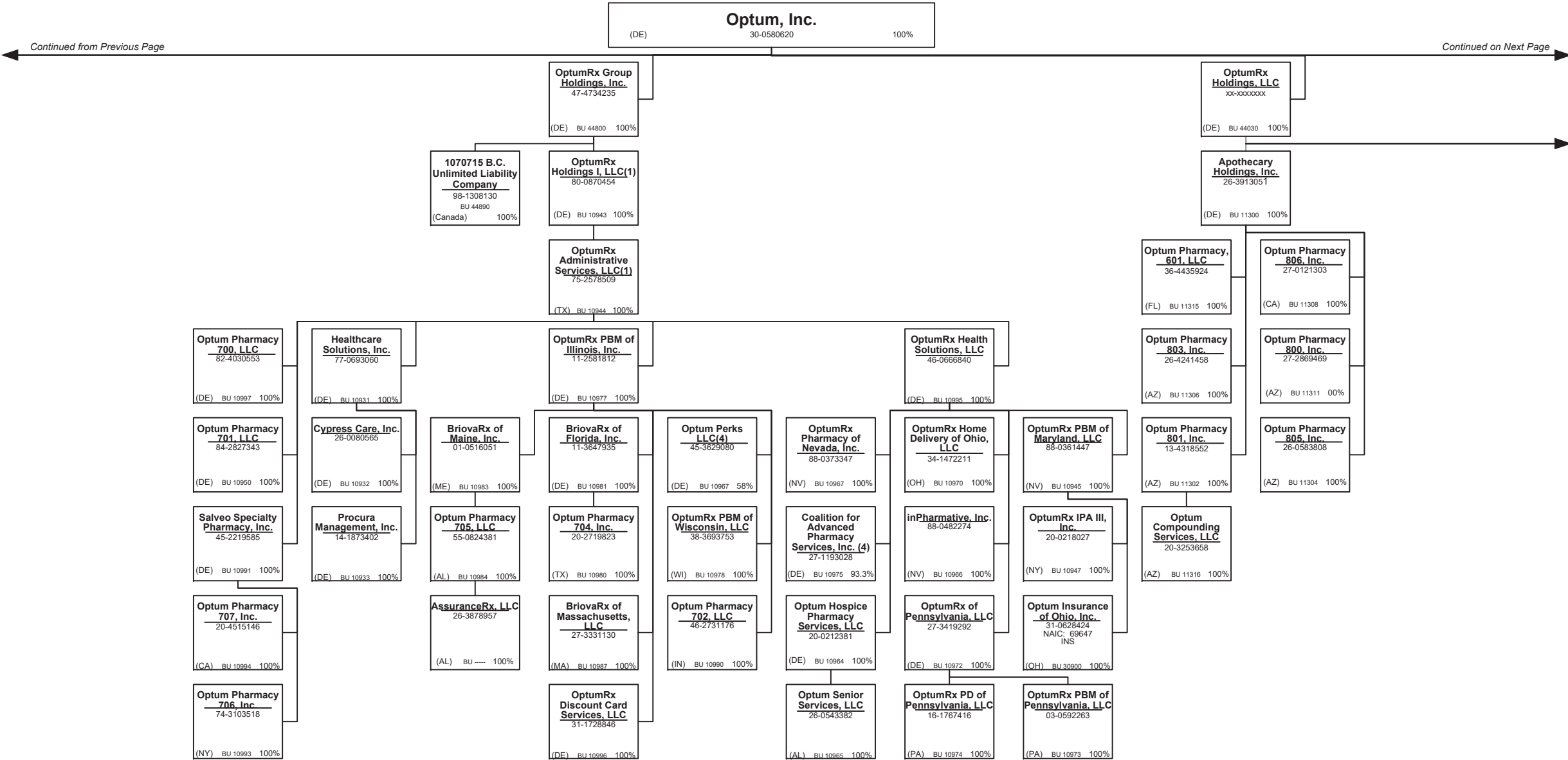
Continued from Previous Page

Continued on Next Page



15.5

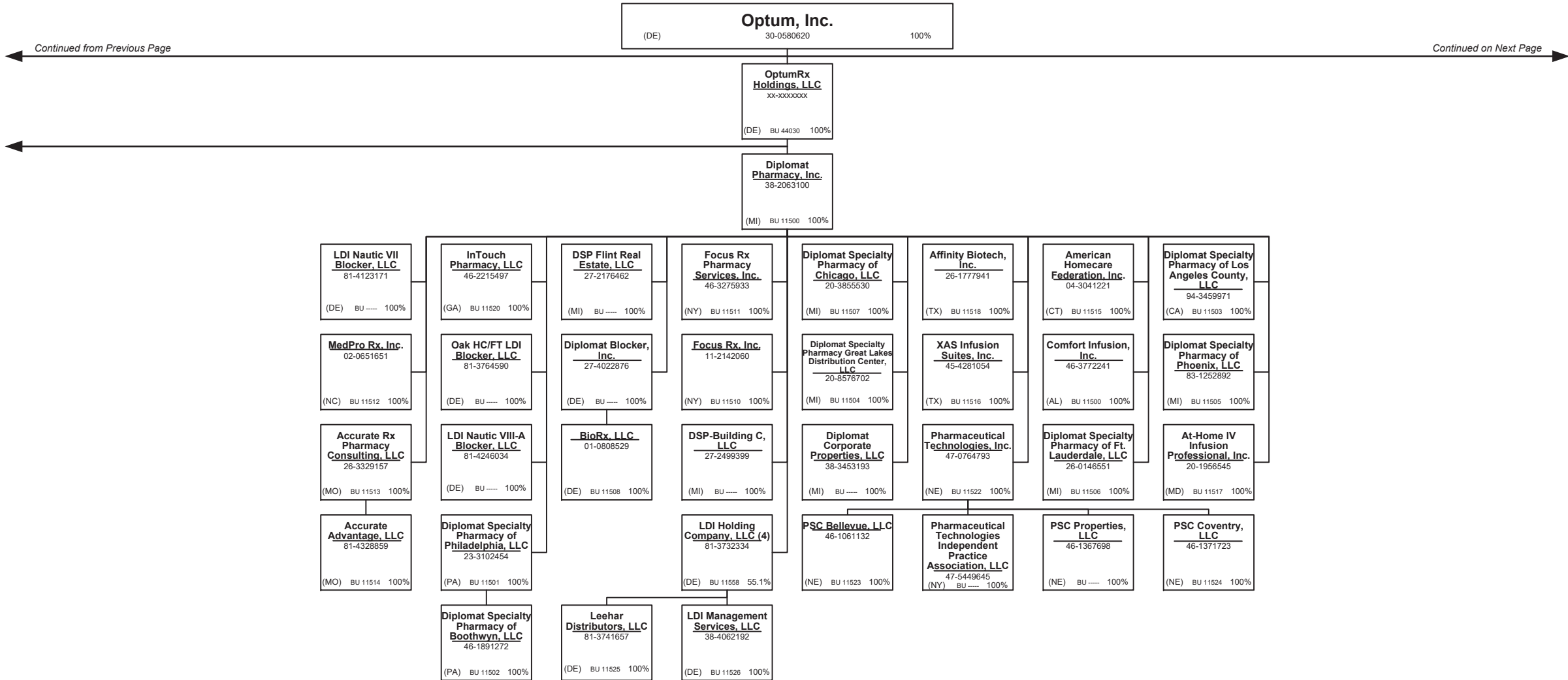
**SCHEDULE Y – INFORMATION CONCERNING ACTIVITIES OF INSURER MEMBERS OF A HOLDING COMPANY GROUP**  
**PART 1 – ORGANIZATIONAL CHART**







**SCHEDULE Y – INFORMATION CONCERNING ACTIVITIES OF INSURER MEMBERS OF A HOLDING COMPANY GROUP**  
**PART 1 – ORGANIZATIONAL CHART**



15.8

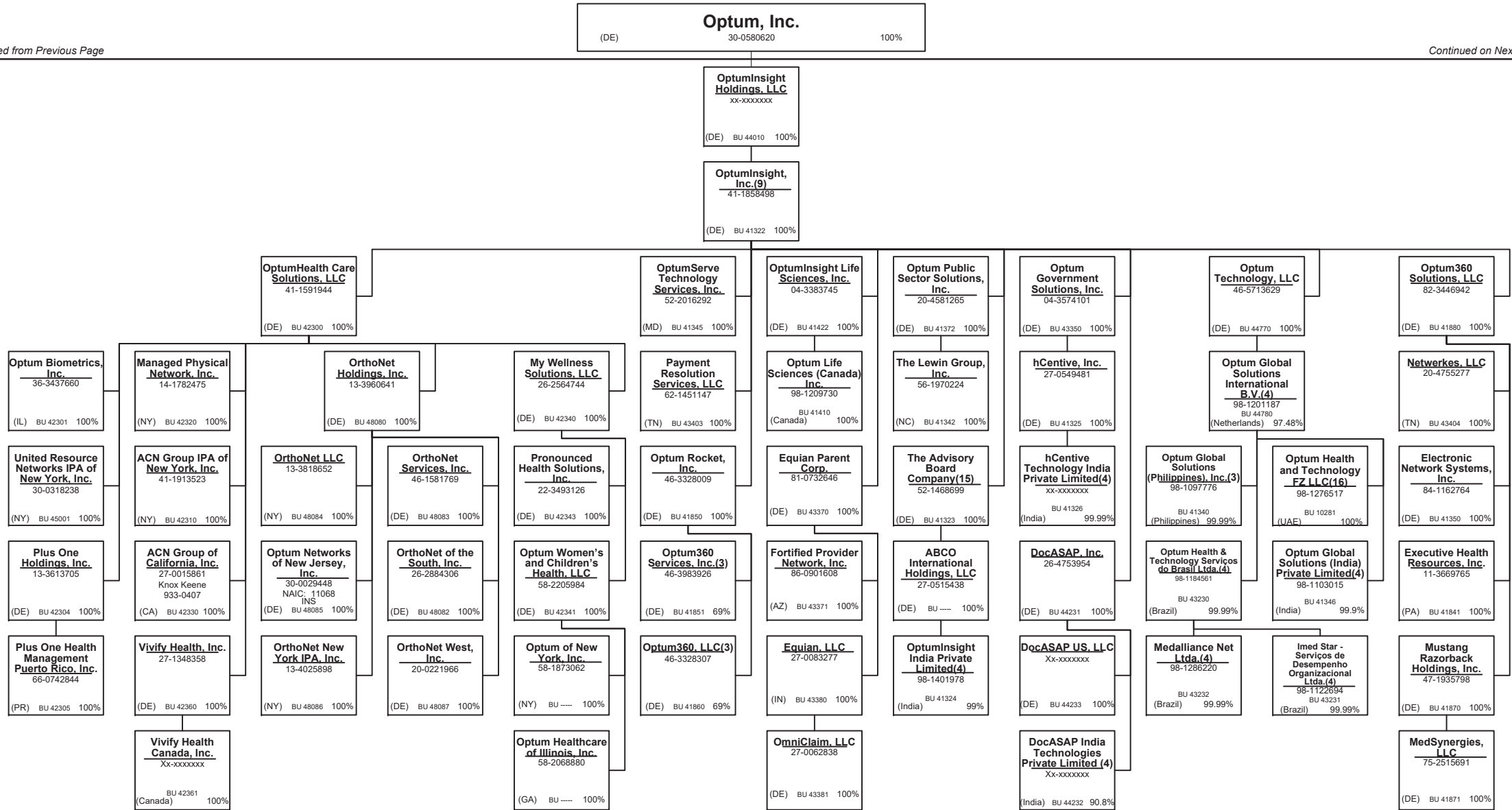
Continued from Previous Page

Continued on Next Page

**SCHEDULE Y – INFORMATION CONCERNING ACTIVITIES OF INSURER MEMBERS OF A HOLDING COMPANY GROUP**  
**PART 1 – ORGANIZATIONAL CHART**

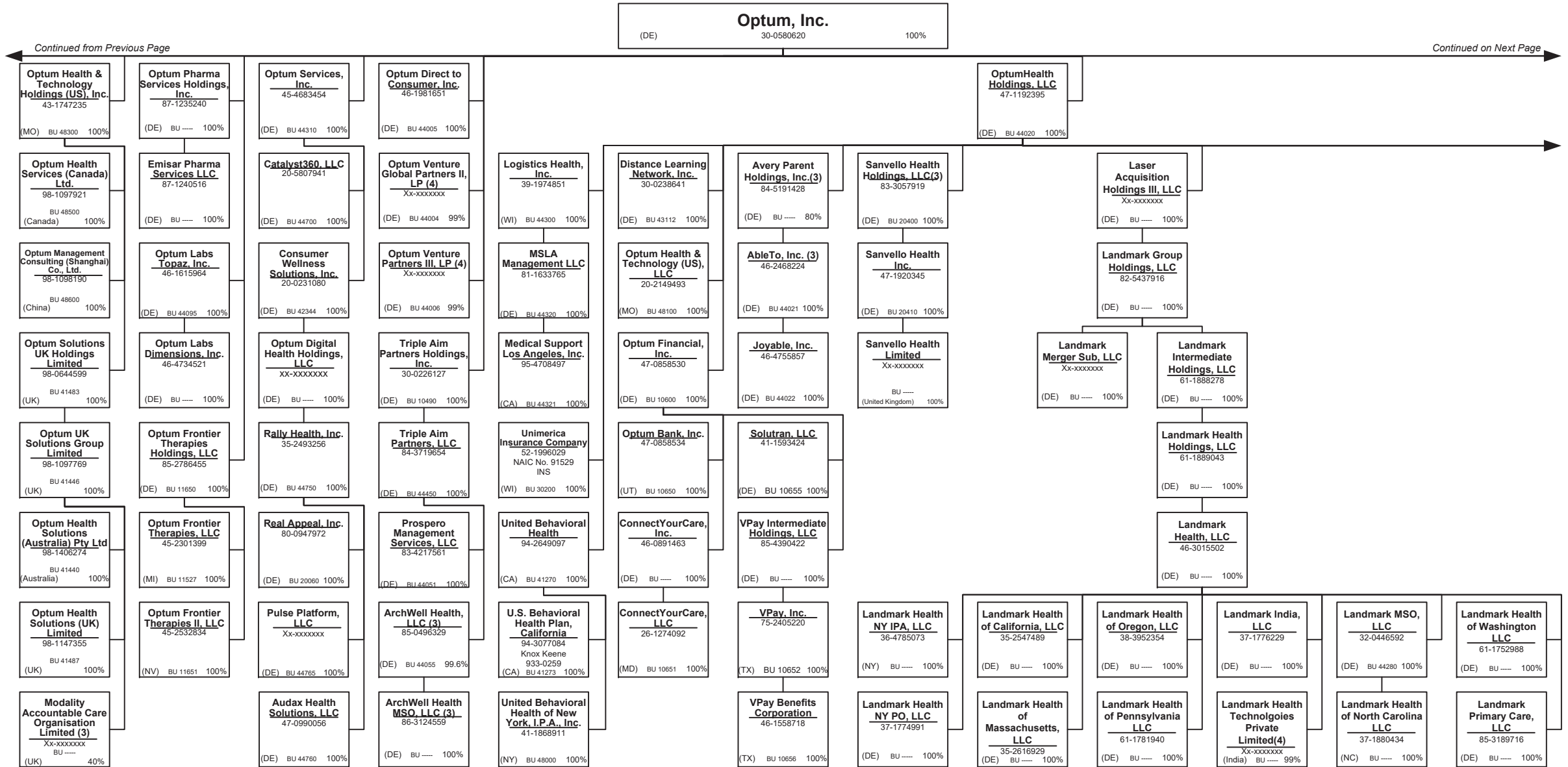
Continued from Previous Page

Continued on Next Page



15.9

**SCHEDULE Y – INFORMATION CONCERNING ACTIVITIES OF INSURER MEMBERS OF A HOLDING COMPANY GROUP**  
**PART 1 – ORGANIZATIONAL CHART**

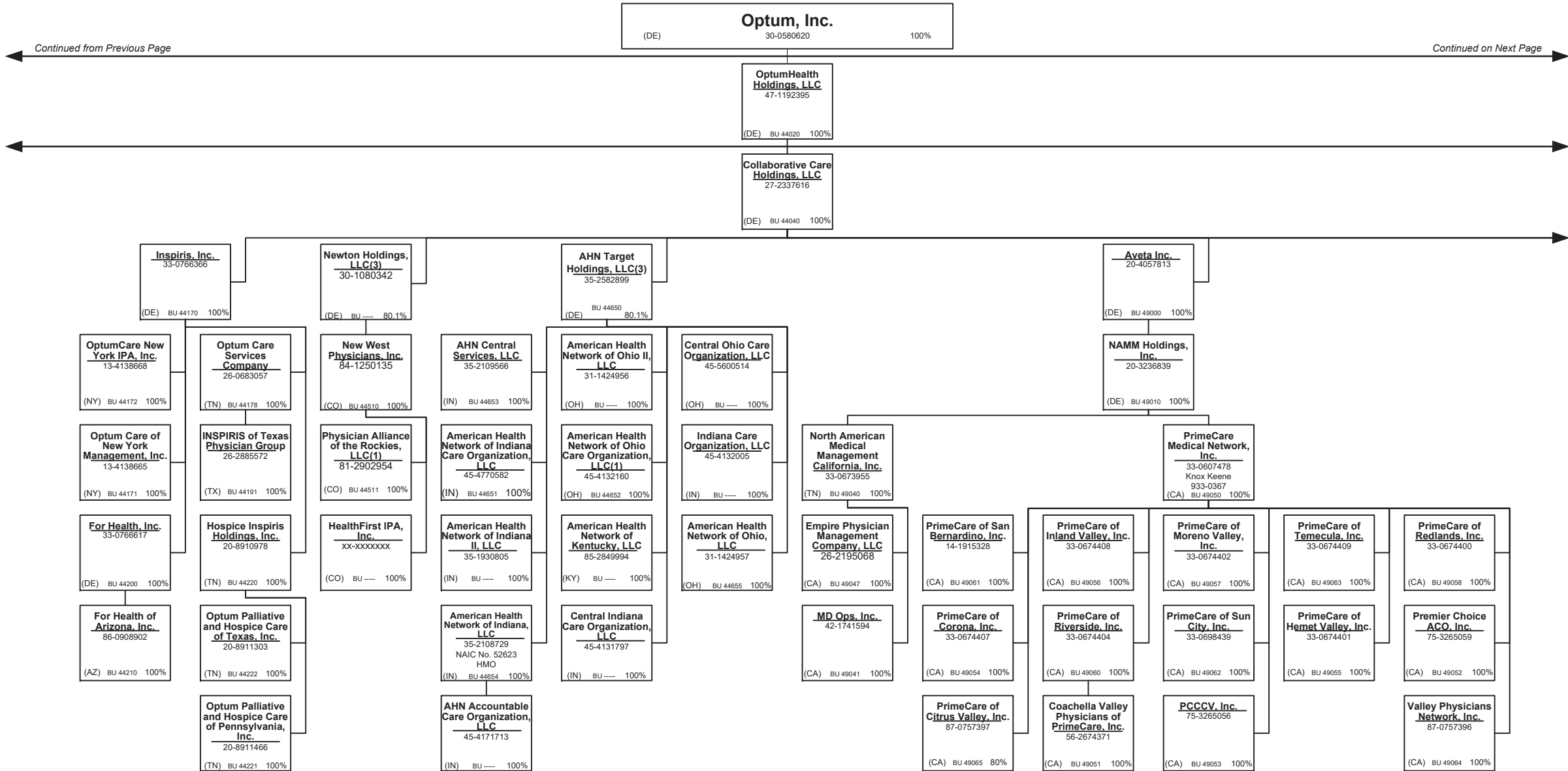


Continued from Previous Page

Continued on Next Page

15.10

**SCHEDULE Y – INFORMATION CONCERNING ACTIVITIES OF INSURER MEMBERS OF A HOLDING COMPANY GROUP**  
**PART 1 – ORGANIZATIONAL CHART**

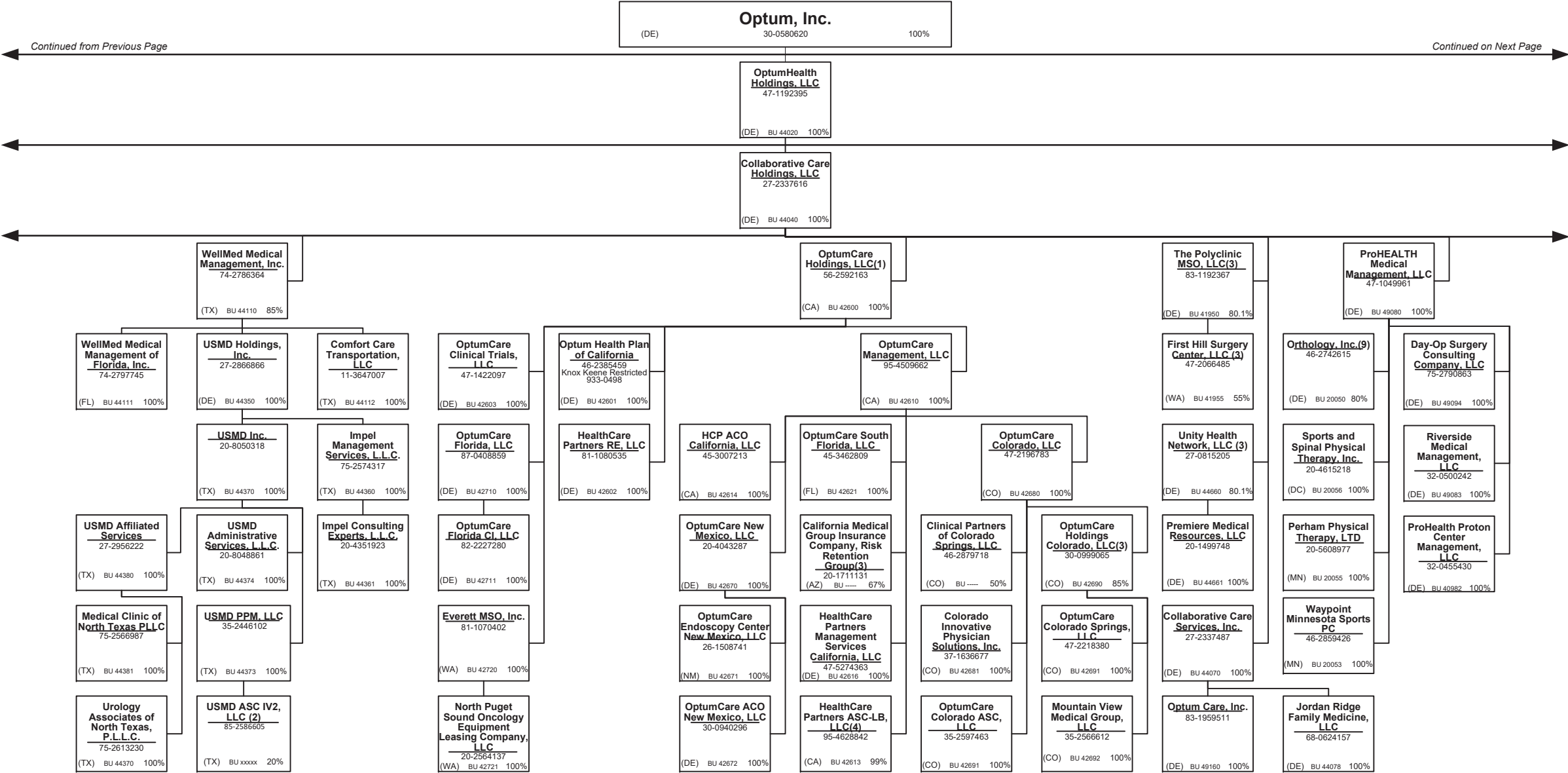


15.11

Continued from Previous Page

Continued on Next Page

**SCHEDULE Y – INFORMATION CONCERNING ACTIVITIES OF INSURER MEMBERS OF A HOLDING COMPANY GROUP**  
**PART 1 – ORGANIZATIONAL CHART**

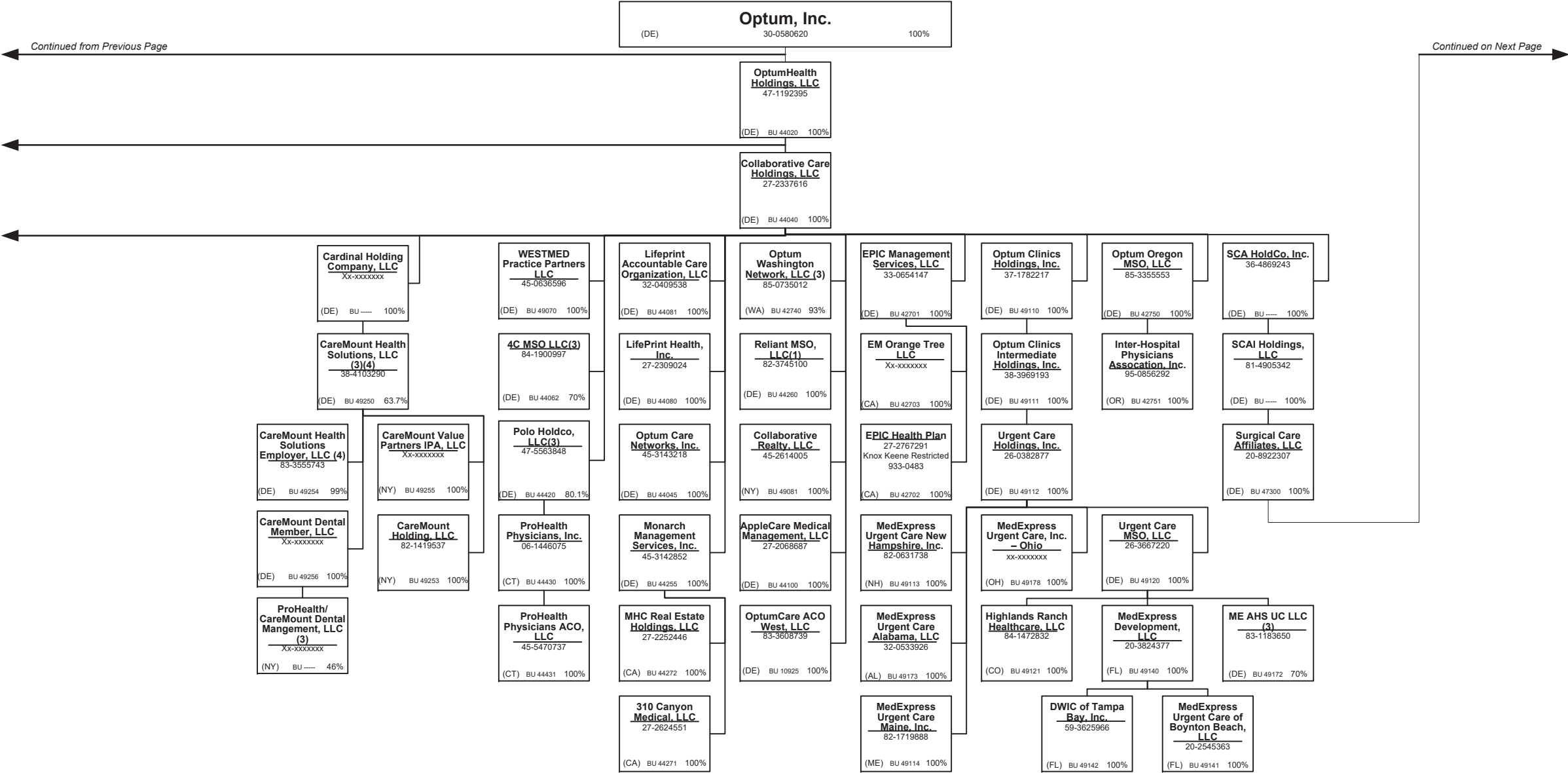


15.12

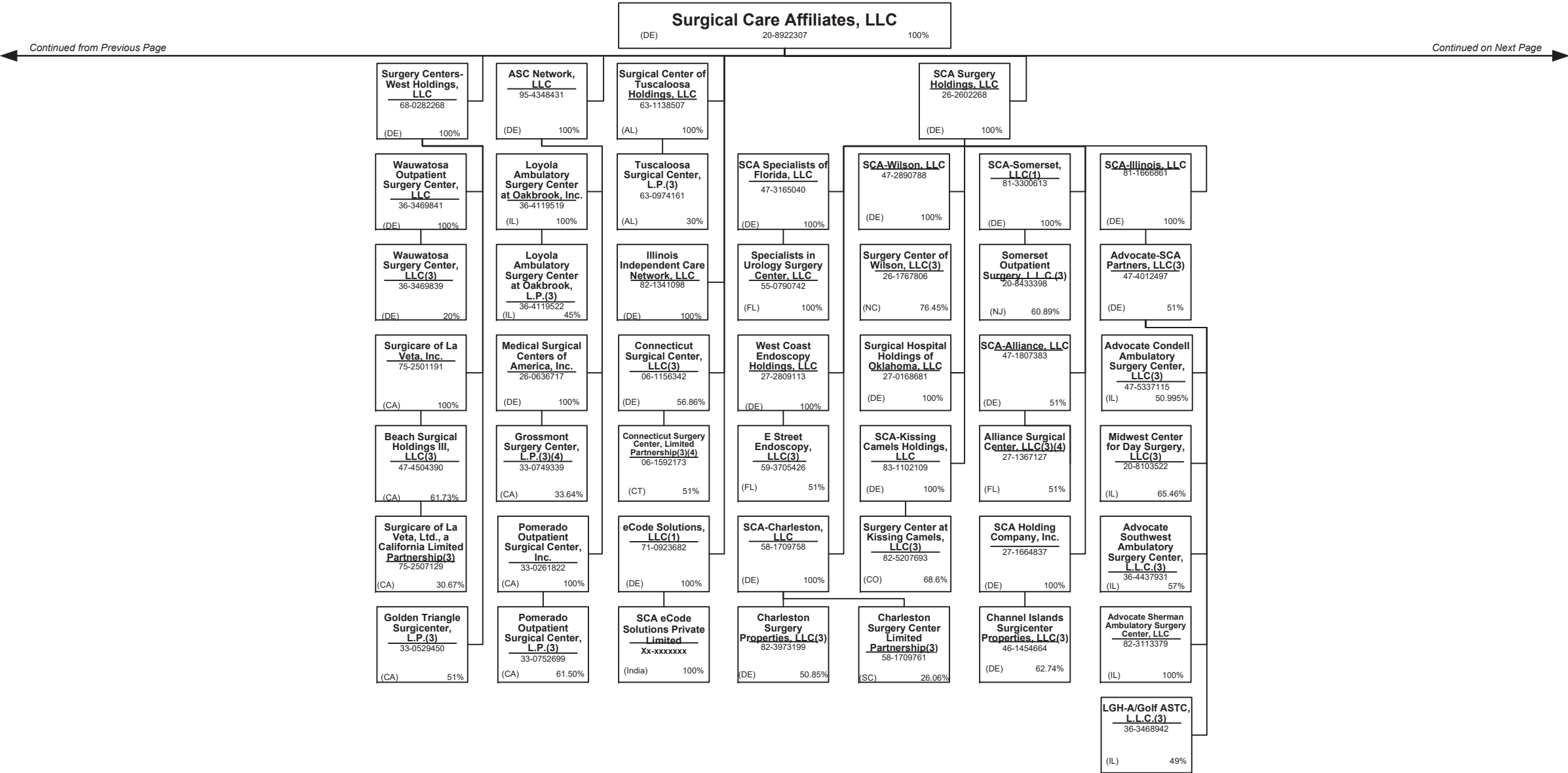
Continued from Previous Page

Continued on Next Page

**SCHEDULE Y – INFORMATION CONCERNING ACTIVITIES OF INSURER MEMBERS OF A HOLDING COMPANY GROUP**  
**PART 1 – ORGANIZATIONAL CHART**

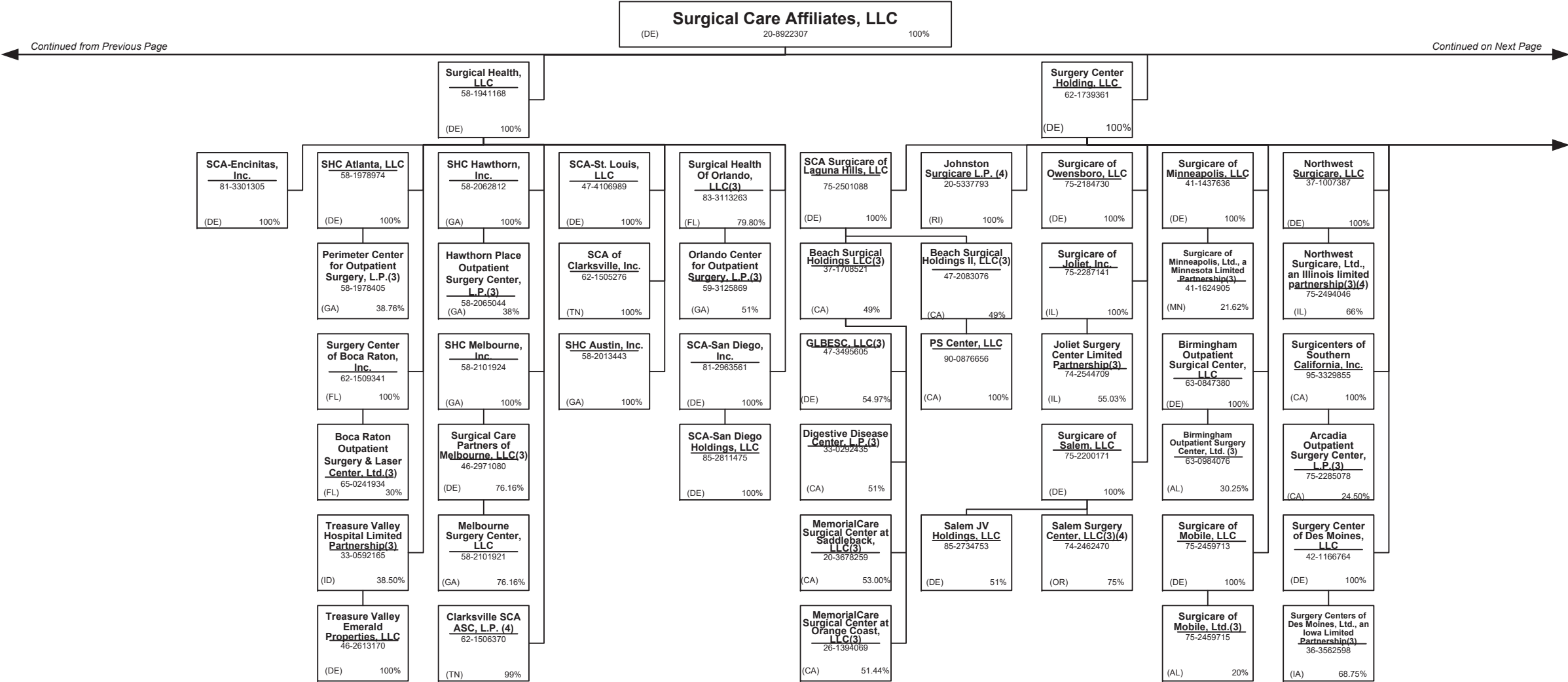


**SCHEDULE Y – INFORMATION CONCERNING ACTIVITIES OF INSURER MEMBERS OF A HOLDING COMPANY GROUP**  
**PART 1 – ORGANIZATIONAL CHART**

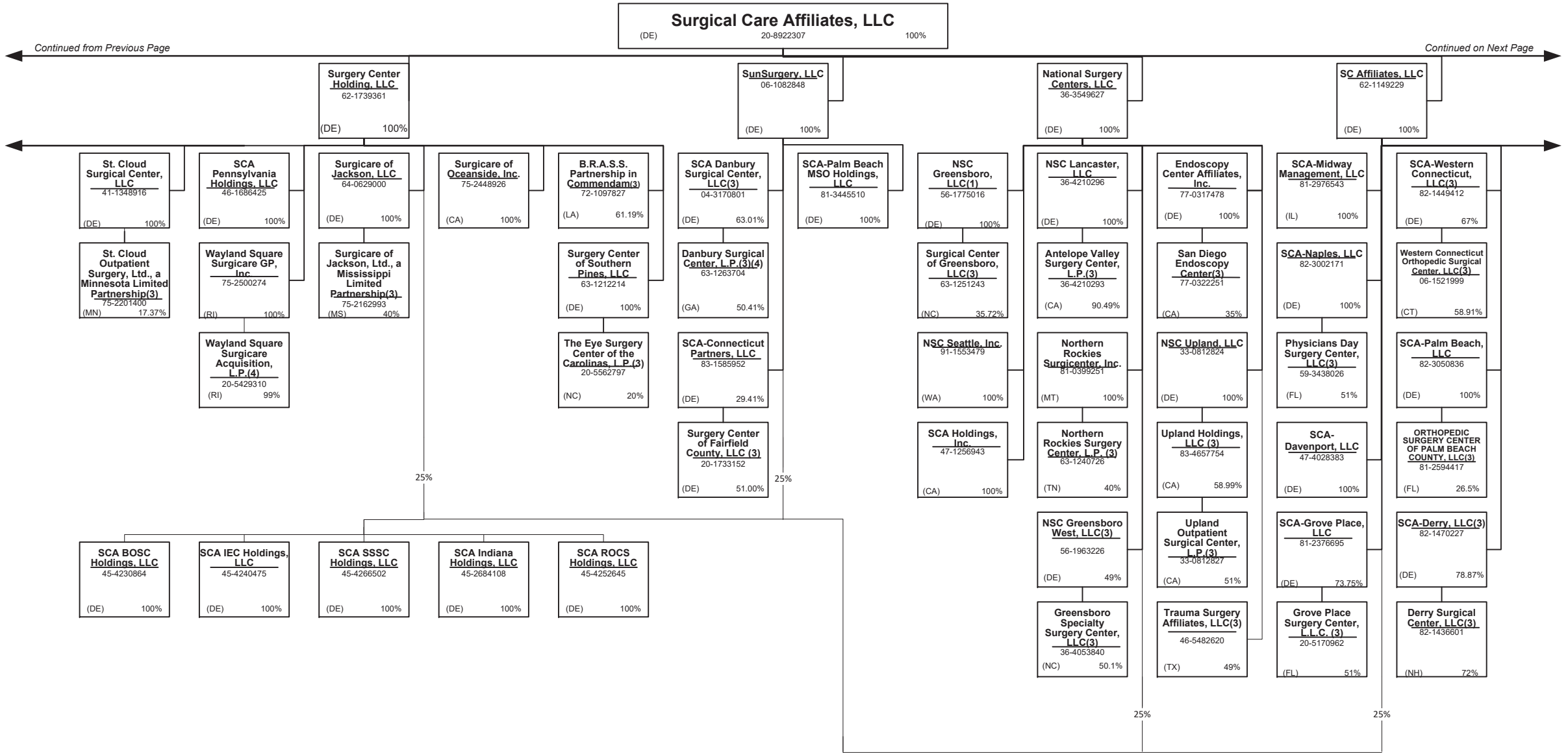




**SCHEDULE Y – INFORMATION CONCERNING ACTIVITIES OF INSURER MEMBERS OF A HOLDING COMPANY GROUP**  
**PART 1 – ORGANIZATIONAL CHART**

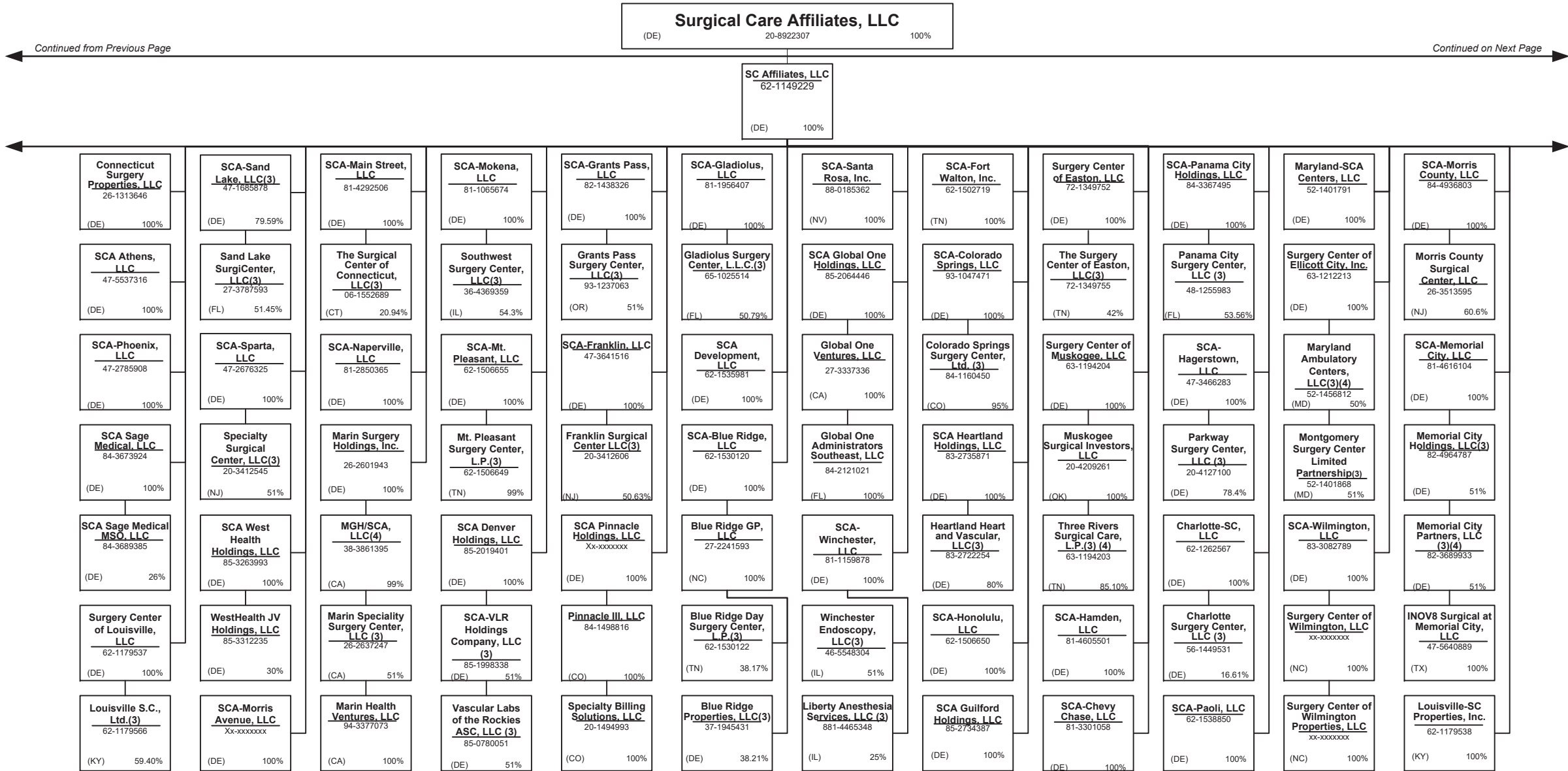


**SCHEDULE Y – INFORMATION CONCERNING ACTIVITIES OF INSURER MEMBERS OF A HOLDING COMPANY GROUP**  
**PART 1 – ORGANIZATIONAL CHART**




15.16

**SCHEDULE Y – INFORMATION CONCERNING ACTIVITIES OF INSURER MEMBERS OF A HOLDING COMPANY GROUP**  
**PART 1 – ORGANIZATIONAL CHART**



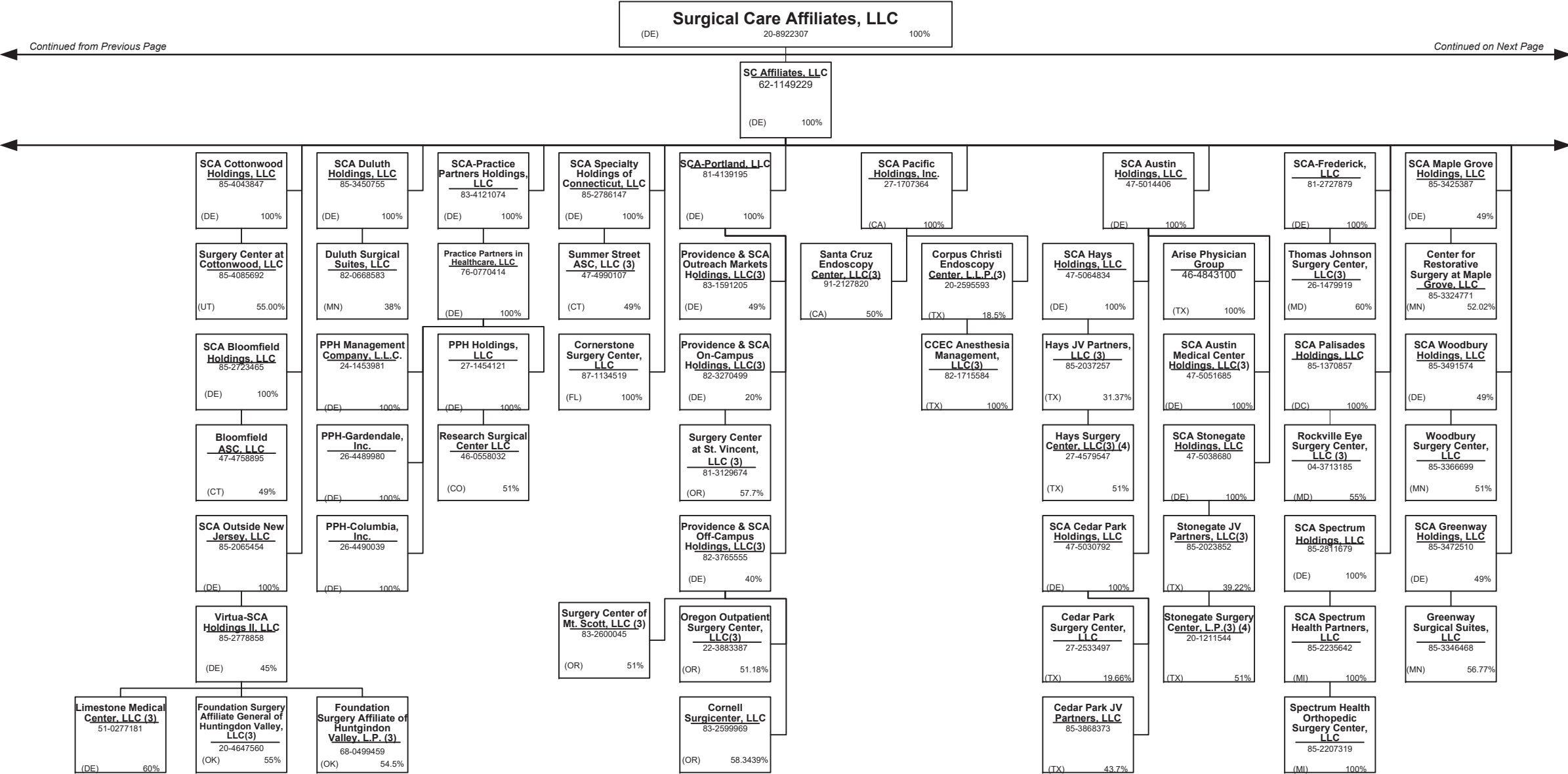
15.17

**SCHEDULE Y – INFORMATION CONCERNING ACTIVITIES OF INSURER MEMBERS OF A HOLDING COMPANY GROUP**  
**PART 1 – ORGANIZATIONAL CHART**





**SCHEDULE Y – INFORMATION CONCERNING ACTIVITIES OF INSURER MEMBERS OF A HOLDING COMPANY GROUP**  
**PART 1 – ORGANIZATIONAL CHART**

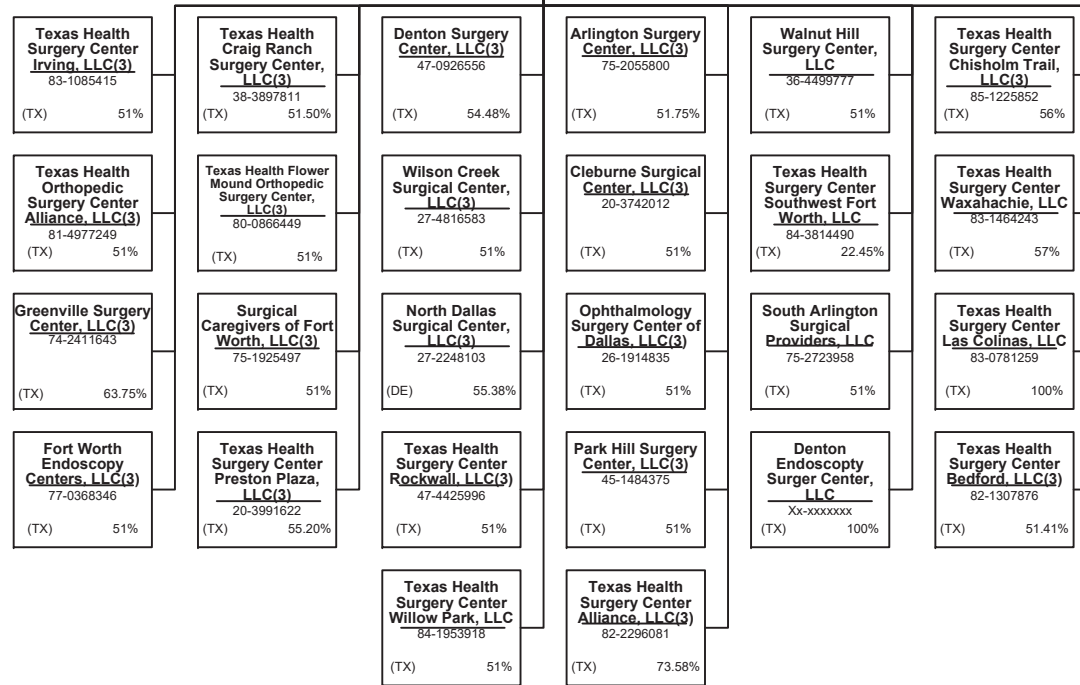
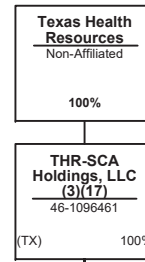



15.20

Continued from Previous Page

Continued on Next Page

**SCHEDULE Y – INFORMATION CONCERNING ACTIVITIES OF INSURER MEMBERS OF A HOLDING COMPANY GROUP**  
**PART 1 – ORGANIZATIONAL CHART**



**SCHEDULE Y – INFORMATION CONCERNING ACTIVITIES OF INSURER MEMBERS OF A HOLDING COMPANY GROUP****PART 1 – ORGANIZATIONAL CHART**

## Physician Owned Entities

<b>Entity Name</b>	<b>Juris.</b>	<b>Federal Tax ID</b>	<b>Entity Name</b>	<b>Juris.</b>	<b>Federal Tax ID</b>
4C Medical Group, PLC	AZ	45-2402948	HealthCare Partners Affiliates Medical Group	CA	95-4526112
A.G. Dikengil, Inc.	NJ	22-3149900	HealthCare Partners ASC-HB, LLC	CA	26-4247365
AbleTo Behavioral Health Services of Michigan, P.C.	MI	--	HealthCare Partners Associates Medical Group, P.C.	CA	45-5273760
AbleTo Behavioral Health Services of New Jersey, P.C.	NJ	--	HealthCare Partners Medical Group, P.C.	CA	95-4340584
AbleTo Behavioral Health Services, P.C.	CT	47-5519672	Homecare Dimensions of Florida, Inc.	TX	81-0884465
AbleTo Licensed Clinical Social Worker Services, P.C.	CA	--	Homecare Dimensions, Inc.	TX	74-2758644
AppleCare Hospitalists Medical Group, Inc.	CA	14-1890491	IN Style OPTICAL, LLC	MA	27-3296953
AppleCare Medical ACO, LLC	CA	45-2852872	Inland Faculty Medical Group, Inc.	CA	33-0618077
AppleCare Medical Group St. Francis, Inc.	CA	33-0845269	Inspiris Medical Services of New Jersey, P.C.	NJ	45-2563134
AppleCare Medical Group, Inc.	CA	33-0898174	INSPIRIS of Michigan Medical Services, P.C.	MI	27-1561674
ArchWell Health Professional Services Holding Co.	DE	86-3278602	INSPIRIS of New York Medical Services, P.C.	NY	13-4168739
ArchWell Health Professional Services of Alabama, LLC	AL	86-3152173	INSPIRIS of Pennsylvania Medical Services, P.C.	PA	26-2895670
ArchWell Health Professional Services of Kansas, P.A.	KS	86-3241870	Landmark Connect of California, PC	CA	36-4886532
ArchWell Health Professional Services of North Carolina, P.C.	NC	86-3222071	Landmark Connect of Oregon, P.C.	OR	82-4121823
ArchWell Health Professional Services of Oklahoma, LLC	OK	86-3190019	Landmark Connect of Pennsylvania, PC	PA	82-4513634
ARTA Western California, Inc.	CA	33-0658815	Landmark Connect of Washington, P.C.	WA	82-4273042
Aspectus, Inc.	MA	04-3403101	Landmark Medical of Arkansas, P.A.	AR	85-0997438
Beaver Medical Group, P.C.	CA	33-0645967	Landmark Medical of California, PC	CA	47-4553619
Better Health Value Network, LLC	WA	47-4349079	Landmark Medical of Connecticut, PC	CT	83-2295301
Bexar Imaging Center, LLC	TX	22-3858211	Landmark Medical of Florida, P.A.	FL	85-0838149
California Spring Holdings, PC	CA	81-0881243	Landmark Medical of Kansas, P.A.	KS	82-4633545
CareMount Health Solutions ACO, LLC	NY	--	Landmark Medical of Kentucky, PSC	KY	82-4881602
CareMount Medical, P.C.	NY	13-3544120	Landmark Medical of Louisiana, a Professional Corporation	LA	92-4881732
Centers for Family Medicine, GP	CA	33-0483510	Landmark Medical of Massachusetts, PLLC	MA	81-5364097
Connect Medical, P.C.	NY	32-0551188	Landmark Medical of Michigan, P.C.	MI	86-3599871
David Moen, M.D. P.C.	NY	81-5101448	Landmark Medical of Mississippi, P.C.	MS	82-5084178
David R. Ferrell, M.D., P.C.	NV	45-2380022	Landmark Medical of Missouri, P.C.	MO	82-4857713
Day-OP Center Of Long Island Inc.	NY	11-2811353	Landmark Medical of New Hampshire, P.C.	NH	85-1174070
Durable Medical Equipment, Inc.	MA	04-3106404	Landmark Medical of North Carolina, P.C.	NC	82-4256752
Empire Physicians' Medical Group, Inc.	CA	33-0181426	Landmark Medical of Ohio, Professional Corporation	OH	82-4864947
Everett Physicians, Inc. P.S.	WA	81-1625636	Landmark Medical of Oregon, PC	OR	47-2926188
First Hill Surgery Center, LLC	WA	47-2066485	Landmark Medical of Pennsylvania, PC	PA	81-1605378
Greater Phoenix Collaborative Care, P.C.	AZ	27-2337725	Landmark Medical of Rhode Island, PC	RI	84-2830065



**SCHEDULE Y – INFORMATION CONCERNING ACTIVITIES OF INSURER MEMBERS OF A HOLDING COMPANY GROUP****PART 1 – ORGANIZATIONAL CHART**

## Physician Owned Entities

<b>Entity Name</b>	<b>Juris.</b>	<b>Federal Tax ID</b>	<b>Entity Name</b>	<b>Juris.</b>	<b>Federal Tax ID</b>
Landmark Medical of Texas, PA	TX	83-2296389	MedExpress Urgent Care California, P.C.	CA	82-0930142
Landmark Medical of Utah, PC	UT	84-2660339	MedExpress Urgent Care Connecticut, P.C.	CT	81-1956812
Landmark Medical of Virginia, P.C.	VA	85-0839774	MedExpress Urgent Care Idaho, P.C.	ID	82-1135336
Landmark Medical of Washington, PC	WA	47-3028655	MedExpress Urgent Care Illinois, P.C.	IL	47-4308614
Landmark Medical, P.C.	NY	47-1588943	MedExpress Urgent Care Iowa, P.C.	IA	81-5353472
Level2 Medical Services, P.A.	DE	84-5003916	MedExpress Urgent Care Kansas, P.A.	KS	47-1919283
Level2 Medical Services, P.A. New Jersey	NJ	--	MedExpress Urgent Care Minnesota P.C.	MN	81-1125396
Level2 Medical Services, P.C. Alaska	AK	86-3756888	MedExpress Urgent Care Missouri P.C.	MO	47-3132625
Level2 Medical Services, P.C. California	CA	84-5003916	MedExpress Urgent Care North Carolina, P.C.	NC	81-5138747
Level2 Medical Services, P.C. Utah	UT	87-0989804	MedExpress Urgent Care Oregon, P.C.	OR	82-1919436
March Vision Care Group, Incorporated	CA	95-4874334	MedExpress Urgent Care Rhode Island, P.C.	RI	81-5362765
March Vision Care IPA, Inc.	NY	27-3115058	MedExpress Urgent Care South Carolina, P.C.	SC	81-5380706
March Vision Care of Texas, Inc.	TX	45-4227915	MedExpress Urgent Care Texas, P.A.	TX	47-5147441
MAT-RX DEVELOPMENT, L.L.C.	TX	43-1967820	MedExpress Urgent Care Washington, P.C.	WA	82-2443118
Mat-Rx Fort Worth GP, L.L.C.	TX	35-2262695	MedExpress Urgent Care Wisconsin, S.C.	WI	81-4281678
ME Urgent Care Nebraska, Inc.	NB *	81-0936574	MedExpress Urgent Care, Inc. – West Virginia	WV	26-4546400
MedExpress Employed Services, Inc.	DE	81-1265129	MedExpress Urgent Care, P.C. – Georgia	GA	47-1804667
MedExpress Primary Care Arizona, P.C.	AZ	81-4550969	MedExpress Urgent Care, P.C. – Indiana	IN	90-0929572
MedExpress Primary Care Arkansas, P.A.	AR	84-4234388	MedExpress Urgent Care, P.C. – Maryland	MD	45-3461101
MedExpress Primary Care Kansas, P.A.	KS	81-4605885	MedExpress Urgent Care, P.C. – Massachusetts	MA	47-1857908
MedExpress Primary Care Maryland, P.C.	MD	82-3384324	MedExpress Urgent Care, P.C. – Michigan	MI	46-4793937
MedExpress Primary Care Massachusetts, P.C.	MA	82-1096099	MedExpress Urgent Care, P.C. – Oklahoma	OK	47-1824365
MedExpress Primary Care Minnesota P.C.	MN	81-4396738	MedExpress Urgent Care, P.C. – Pennsylvania	PA	26-3750502
MedExpress Primary Care Oklahoma, P.C.	OK	83-1077265	MedExpress Urgent Care, P.C. – Tennessee	TN	45-4973138
MedExpress Primary Care South Carolina, P.C.	SC	83-0764858	MedExpress Urgent Care, P.C. – Virginia	VA	45-3123110
MedExpress Primary Care Texas, P.A.	TX	84-2500750	MedExpress Urgent Care, P.S.C. - Kentucky	KY	83-1565124
MedExpress Primary Care Virginia, P.C.	VA	82-3395792	MedExpress, Inc. – Delaware	DE	45-5436856
MedExpress Primary Care West Virginia, Inc.	WV	82-4401181	Memorial Healthcare IPA, GP	CA	95-4688463
MedExpress Primary Care Wisconsin, S.C.	WI	81-4563448	MH Physician Three Holdco, a Medical Corporation	CA	27-4691544
MedExpress Urgent Care – New Jersey, P.C.	NJ	45-5388778	MHCH, Inc.	CA	80-0507474
MedExpress Urgent Care - Northern New Jersey PC	NJ	83-2089623	MHIPA Physician Two Holdco, a Medical Corporation	CA	27-4691508
MedExpress Urgent Care Arizona, P.C.	AZ	81-4030280	Mobile Medical Services of New Jersey, PC	NJ	81-2977678
MedExpress Urgent Care Arkansas, P.A.	AR	46-4348120	Mobile Medical Services, P.C.	NY	30-0445773

**SCHEDULE Y – INFORMATION CONCERNING ACTIVITIES OF INSURER MEMBERS OF A HOLDING COMPANY GROUP****PART 1 – ORGANIZATIONAL CHART**

## Physician Owned Entities

<b>Entity Name</b>	<b>Juris.</b>	<b>Federal Tax ID</b>	<b>Entity Name</b>	<b>Juris.</b>	<b>Federal Tax ID</b>
Moen, M.D., P.C.	CA	85-3287029	ProHEALTH Urgent Care Medicine of New Jersey LLP	NJ	47-5661535
Monarch Health Plan, Inc.	CA	22-3935634	ProHEALTH Urgent Care Medicine, PLLC	NY	46-1883579
Monarch HealthCare, A Medical Group, Inc.	CA	33-0587660	Prospero Health Partners Florida, Inc.	FL	85-0775386
Monika Roots, M.D., P.C.	CA	84-4887072	Prospero Health Partners New York, P.C.	NY	82-2400620
Mosaic Management Services, Inc.	CA	20-5892451	Prospero Health Partners North Carolina, P.C.	NC	84-4569314
NAMM Medical Group Holdings, Inc.	CA	56-2627070	Prospero Health Partners, P.C.	MN	84-3234753
NAMM MGH, Inc.	CA	61-1627269	Prospero Medical Services New Jersey, P.C.	NJ	84-3844362
naviHealth Coordinated Care SC, P.C.	MI	85-0975337	Psychiatry Services of New York, P.C.	NY	85-0921665
naviHealth Michigan HBPC, P.C.	MI	84-3469040	Redlands Family Practice Medical Group, Inc.	CA	56-2627067
New York Licensed Clinical Social Work, P.C.	NY	86-3891057	Reliant Medical Group The Endoscopy Center, LLC	MA	20-5251393
Nifty After Fifty/Monarch, LLC	CA	26-2995765	Reliant Medical Group, Inc.	MA	04-2472266
Northwest Medical Group Alliance, LLC	WA	91-1699944	Riverside Community Healthplan Medical Group, Inc.	CA	33-0055097
NPN IPA Washington, PLLC	WA	61-1855159	Riverside Electronic Healthcare Resources, Inc.	CA	20-3420379
OHR Physician Group, P.C.	OR	93-0979031	Riverside Pediatric Group, P.C.	NJ	22-3624559
Optum Clinic, P.A.	TX	75-2778455	Robert B. McBeath, M.D. II, P.C.	NV	86-0857176
Optum Medical Services of California, P.C.	CA	30-0826311	Robert B. McBeath, M.D. III, P.C.	NV	46-2662506
Optum Medical Services of Colorado, P.C.	CO	45-5424191	Robert B. McBeath, M.D., Professional Corporation	NV	88-0310956
Optum Medical Services, P.C.	NC	45-3866363	San Bernardino Medical Group, Inc.	CA	--
OptumCare Portland, LLC	OR	93-1306308	Sanvello Behavioral Health Services of Michigan, P.C.	DE	85-1941832
Oregon Healthcare Resources, LLC	OR	27-3674492	Sanvello Behavioral Health Services of New Jersey, P.C.	NJ	85-0666386
Physician Partners Medical Group, Inc.	CA	30-0516435	Sanvello Behavioral Health Services of North Carolina, P.C.	NC	85-1959641
Physicians Care Network, L.L.C.	WA	91-1822767	Sanvello Behavioral Health Services of Texas, P.A.	TX	84-3152209
Polyclinic Holdings, P.C.	WA	83-3042027	Sanvello Behavioral Health Services, P.A.	DE	84-1754732
Polyclinic Management Services Company, LLC	WA	46-0508606	Southern California Medical Practice Concepts, LLC	CA	30-0743767
Primary Care Associated Medical Group, Inc.	CA	33-0527335	Surgical Eye Experts, LLC	MA	65-1321064
Prime Community Care, Inc.	CA	30-0516440	Talbert Medical Group, P.C.	CA	93-1172065
PrimeCare Medical Group of Chino Valley, Inc.	CA	33-0645768	TeamMD Physicians, P.C.	IA	42-1446216
ProHEALTH Accountable Care Medical Group, PLLC	NY	45-4469117	The Everett Clinic, PLLC	WA	91-0214500
ProHEALTH Ambulatory Surgery Center, Inc.	NY	11-3447394	The Polyclinic, PLLC	WA	91-0369070
ProHEALTH Care Associates of New Jersey LLP	NJ	47-5656253	USMD Diagnostic Services, LLC	TX	27-2803133
ProHEALTH Care Associates, L.L.P.	NY	11-3355604	USMD Hospital at Arlington, L.P.	TX	73-1662763
ProHEALTH Medical NY, P.C.	NY	47-1388406	USMD Hospital at Fort Worth, L.P.	TX	20-3571243
ProHealth Physicians, P.C.	CT	06-1469068	USMD of Arlington GP, L.L.C.	TX	73-1662757

**SCHEDULE Y – INFORMATION CONCERNING ACTIVITIES OF INSURER MEMBERS OF A HOLDING COMPANY GROUP**

**PART 1 – ORGANIZATIONAL CHART**

Physician Owned Entities

<u>Entity Name</u>	<u>Juris.</u>	<u>Federal Tax ID</u>
Vitucci, LCSW, P.C.	IL	85-1453387
Waypoint Minnesota PC	MN	46-2854394
WellMed Florida Medicare ACO, LLC	TX	84-2233329
WellMed Greater Texas Medicare ACO, LLC	TX	84-2178104
WellMed Medical Group, P.A.	TX	74-2574229
WellMed Network of Florida, Inc.	TX	35-2314192
WellMed Networks - DFW, Inc.	TX	41-2250215
WellMed Networks, Inc.	TX	74-2689447
WellMed of Las Cruces, Inc.	TX	92-0183013
WellMed Tampa/Orlando Medicare ACO, LLC	TX	84-2193803
WellMed Texas Medicare ACO, LLC	TX	84-2219968
WND Medical, PLLC	TX	45-2158334
XLHome Michigan, P.C.	MI	46-3537245
XLHome Northeast, P.C.	NJ	45-5530241
XLHome Oklahoma, Inc.	OK	46-2931689
XLHome, P.C.	MD	27-3543997

## SCHEDULE Y – INFORMATION CONCERNING ACTIVITIES OF INSURER MEMBERS OF A HOLDING COMPANY GROUP

### PART 1 – ORGANIZATIONAL CHART

#### Organizational Chart Footnotes

- (1) Entity is owned in full or in part by a UnitedHealth Group Incorporated friendly physician.
- (2) Control of the Foundation is based on sole membership, not the ownership of voting securities.
- (3) The remaining percentage is owned either by a non-affiliated entity, outside investor(s), former company officer(s), or third party shareholder(s).
- (4) The minority percentage is owned by one or more affiliated UnitedHealth Group Incorporated subsidiaries. Voting rights do vary.
- (5) No information of the other shareholder(s) has been provided
- (6) General partnership interests are held by United HealthCare Services, Inc. (89.77%) and by UnitedHealthcare, Inc. (10.23%). United HealthCare Services, Inc. also holds 100% of the limited partnership interests. When combining general and limited partner interests, United HealthCare Services, Inc. owns 94.18% and UnitedHealthcare, Inc. owns 5.83%.
- (7) Branch offices in Iraq and Uganda.
- (8) H&W Indemnity (SPC), Ltd. is an exempted segregated portfolio company organized under the laws of the Cayman Islands and holds a Cayman insurance license.
- (9) Registered as a foreign shareholder in Brazil.
- (10) Registered in Nova Scotia and Newfoundland& Labrador.
- (11) Polar II Fundo de Investimento em Participações is a Brazilian private equity investment fund incorporated in the form of a closed-end condominium.
- (12) Branch office located in the United States.
- (13) Entity has a representative office in Beijing, China.
- (14) Registered in the Dubai Silicon Oasis free zone.
- (15) Registered branches in Australia and the UK.
- (16) Registered in the Dubai Healthcare City free zone.
- (17) Entity is not directly owned by the parent. However, the parent does have a viable economic interest as well as control over the entity through contractual agreements.
- (18) Entity has a branch office in the United Kingdom.

STATEMENT AS OF JUNE 30, 2021 OF THE UnitedHealthcare Plan of the River Valley, Inc.

**SCHEDULE Y**  
**PART 1A - DETAIL OF INSURANCE HOLDING COMPANY SYSTEM**

1	2	3	4	5	6	7	8	9	10	11	12	13	14	15	16
Group Code	Group Name	NAIC Company Code	ID Number	Federal RSSD	CIK	Name of Securities Exchange if Publicly Traded (U.S. or International)	Names of Parent, Subsidiaries Or Affiliates	Domiciliary Location	Relationship to Reporting Entity	Directly Controlled by (Name of Entity/Person)	Type of Control (Ownership, Board, Management, Attorney-in-Fact, Influence, Other)	If Control is Ownership Provide Percentage	Ultimate Controlling Entity(ies)/Person(s)	Is an SCA Filing Required? (Y/N)	*
		.00000	98-1308130				1070715 B.C. Unlimited Liability Company	.CAN	NIA	OptumRx Group Holdings, Inc.	Ownership	100.000	UnitedHealth Group Incorporated		
		.00000	20-2904092				1st Avenue Pharmacy, Inc.	.WA	NIA	Genoa Healthcare LLC	Ownership	100.000	UnitedHealth Group Incorporated		
		.00000	27-2624551				310 Canyon Medical, LLC	.CA	NIA	Monarch Management Services, Inc.	Ownership	100.000	UnitedHealth Group Incorporated		
		.00000	45-2402948				4C Medical Group, PLC	.AZ	NIA	Greater Phoenix Collaborative Care, P.C.	Ownership	100.000	UnitedHealth Group Incorporated		.1
		.00000	84-1900997				4C MSO LLC	.DE	NIA	Collaborative Care Holdings, LLC	Ownership	70.000	UnitedHealth Group Incorporated		
		.00000	35-2607738				5995 Minnetonka, LLC	.DE	NIA	UnitedHealthcare Insurance Company	Ownership	100.000	UnitedHealth Group Incorporated		
		.00000	22-3149900				A.G. Dikengil, Inc.	.NJ	NIA	Riverside Pediatric Group, P.C.	Ownership	100.000	UnitedHealth Group Incorporated		.1
		.00000	27-0515438				ABCO International Holdings, LLC	.DE	NIA	The Advisory Board Company	Ownership	100.000	UnitedHealth Group Incorporated		
		.00000					AbleTo Behavioral Health Services of Michigan, P.C.	.MI	NIA	Physician(s) Owned	Influence	0.000	UnitedHealth Group Incorporated		.1
		.00000					AbleTo Behavioral Health Services of New Jersey, P.C.	.NJ	NIA	Physician(s) Owned	Influence	0.000	UnitedHealth Group Incorporated		.1
		.00000	47-5519672				AbleTo Behavioral Health Services, P.C.	.CT	NIA	Physician(s) Owned	Influence	0.000	UnitedHealth Group Incorporated		.1
		.00000					AbleTo Licensed Clinical Social Worker Services, P.C.	.CA	NIA	Physician(s) Owned	Influence	0.000	UnitedHealth Group Incorporated		.1
		.00000	46-2468224				AbleTo, Inc.	.DE	NIA	Avery Parent Holdings, Inc.	Ownership	100.000	UnitedHealth Group Incorporated		
		.00000	81-4328859				Accurate Advantage, LLC	.MO	NIA	Accurate Rx Pharmacy Consulting, LLC	Ownership	100.000	UnitedHealth Group Incorporated		
		.00000	26-3329157				Accurate Rx Pharmacy Consulting, LLC	.MO	NIA	Diplomat Pharmacy, Inc.	Ownership	100.000	UnitedHealth Group Incorporated		
		.00000	41-1913523				ACN Group IPA of New York, Inc.	.NY	NIA	OptumHealth Care Solutions, LLC	Ownership	100.000	UnitedHealth Group Incorporated		
		.00000	27-0015861				ACN Group of California, Inc.	.CA	IA	OptumHealth Care Solutions, LLC	Ownership	100.000	UnitedHealth Group Incorporated		
		.00000	98-1446128				Administradora Clínica La Colina S.A.S.	.COL	NIA	CDC Holdings Colombia S.A.S.	Ownership	50.000	UnitedHealth Group Incorporated		
		.00000	98-1446128				Administradora Clínica La Colina S.A.S.	.COL	NIA	Banmedica Internacional SpA	Ownership	50.000	UnitedHealth Group Incorporated		
		.00000	98-1446125				Administradora Country S.A.S.	.COL	NIA	Banmedica Internacional SpA	Ownership	50.000	UnitedHealth Group Incorporated		
		.00000	98-1446125				Administradora Country S.A.S.	.COL	NIA	CDC Holdings Colombia S.A.S.	Ownership	50.000	UnitedHealth Group Incorporated		
		.00000	98-1451601				Administradora Médica Centromed S.A.	.CHL	NIA	Vida Integra S.p.A.	Ownership	76.750	UnitedHealth Group Incorporated		
		.00000	20-1310827				Advanced Surgery Center of Clifton, LLC	.NJ	NIA	SCA Clifton, LLC	Ownership	64.100	UnitedHealth Group Incorporated		
		.00000	47-5144859				Advanced Surgical Center, LLC	.TX	NIA	SCA Duncanville Holdings, LLC	Ownership	51.000	UnitedHealth Group Incorporated		
		.00000	26-4093335				Advanced Surgical Hospital, LLC	.PA	NIA	SCA Southwestern PA, LLC	Ownership	50.452	UnitedHealth Group Incorporated		
		.00000	74-2642393				Advantage Care Network, Inc.	.DE	NIA	HealthScope Benefits, Inc.	Ownership	100.000	UnitedHealth Group Incorporated		
		.00000	85-2984578				Advisedby, LLC	.DE	NIA	Golden Rule Financial Corporation	Ownership	100.000	UnitedHealth Group Incorporated		
		.00000	47-5337115				Advocate Condell Ambulatory Surgery Center, LLC	.IL	NIA	Advocate-SCA Partners, LLC	Ownership	51.000	UnitedHealth Group Incorporated		
		.00000	36-4437931				Advocate Southwest Ambulatory Surgery Center, L.L.C.	.IL	NIA	Advocate-SCA Partners, LLC	Ownership	58.500	UnitedHealth Group Incorporated		
		.00000	47-4012497				Advocate-SCA Partners, LLC	.DE	NIA	SCA-Illinois, LLC	Ownership	51.000	UnitedHealth Group Incorporated		
		.00000	26-1777941				Affinity Biotech, Inc.	.TX	NIA	Diplomat Pharmacy, Inc.	Ownership	100.000	UnitedHealth Group Incorporated		
		.00000	45-4171713				AHN Accountable Care Organization, LLC	.IN	NIA	American Health Network of Indiana, LLC	Ownership	100.000	UnitedHealth Group Incorporated		
		.00000	35-2109566				AHN Central Services, LLC	.IN	NIA	AHN Target Holdings, LLC	Ownership	100.000	UnitedHealth Group Incorporated		
		.00000	35-2582899				AHN Target Holdings, LLC	.DE	NIA	Collaborative Care Holdings, LLC	Ownership	80.100	UnitedHealth Group Incorporated		
		.00000	98-1447435				Aliansalud Entidad Promotora de Salud S.A.	.COL	NIA	Banmedica S.A.	Ownership	76.290	UnitedHealth Group Incorporated		
		.00000	98-1447435				Aliansalud Entidad Promotora de Salud S.A.	.COL	NIA	Constructora Inmobiliaria Magapoq S.A.	Ownership	1.000	UnitedHealth Group Incorporated		
.0707	UnitedHealth Group Incorporated	.82406	35-1665915				All Savers Insurance Company	.IN	IA	Golden Rule Financial Corporation	Ownership	100.000	UnitedHealth Group Incorporated		
		.73130	35-1744596				All Savers Life Insurance Company of California	.CA	IA	Golden Rule Financial Corporation	Ownership	100.000	UnitedHealth Group Incorporated		
		.00000	27-1367127				Alliance Surgical Center, LLC	.FL	NIA	Endoscopy Center Affiliates, Inc.	Ownership	3.500	UnitedHealth Group Incorporated		
		.00000	27-1367127				Alliance Surgical Center, LLC	.FL	NIA	SCA-Alliance, LLC	Ownership	51.000	UnitedHealth Group Incorporated		
		.00000	63-1231942				Aloha Surgical Center, LLC	.TN	NIA	Surgery Center of Maui, LLC	Ownership	66.000	UnitedHealth Group Incorporated		
		.00000	65-1095227				Ambient Healthcare, Inc.	.FL	NIA	Ambient Holdings, Inc.	Ownership	100.000	UnitedHealth Group Incorporated		
		.00000	45-2161438				Ambient Holdings, Inc.	.DE	NIA	Optum Infusion Services 500, Inc.	Ownership	100.000	UnitedHealth Group Incorporated		
		.00000	45-4770582				American Health Network of Indiana Care Organization, LLC	.IN	NIA	AHN Target Holdings, LLC	Ownership	100.000	UnitedHealth Group Incorporated		
		.00000	35-1930805				American Health Network of Indiana II, LLC	.IN	NIA	AHN Target Holdings, LLC	Ownership	100.000	UnitedHealth Group Incorporated		
.0707	UnitedHealth Group Incorporated	.52623	35-2108729				American Health Network of Indiana, LLC	.IN	IA	AHN Target Holdings, LLC	Ownership	100.000	UnitedHealth Group Incorporated		
		.00000	85-2849994				American Health Network of Kentucky, LLC	.KY	NIA	AHN Target Holdings, LLC	Ownership	100.000	UnitedHealth Group Incorporated		

STATEMENT AS OF JUNE 30, 2021 OF THE UnitedHealthcare Plan of the River Valley, Inc.

**SCHEDULE Y**  
**PART 1A - DETAIL OF INSURANCE HOLDING COMPANY SYSTEM**

1	2	3	4	5	6	7	8	9	10	11	12	13	14	15	16
Group Code	Group Name	NAIC Company Code	ID Number	Federal RSSD	CIK	Name of Securities Exchange if Publicly Traded (U.S. or International)	Names of Parent, Subsidiaries Or Affiliates	Domi-ciliary Location	Relation-ship to Reporting Entity	Directly Controlled by (Name of Entity/Person)	Type of Control (Ownership, Board, Management, Attorney-in-Fact, Influence, Other)	If Control is Ownership Provide Percentage	Ultimate Controlling Entity(ies)/Person(s)	Is an SCA Filing Re-quired? (Y/N)	*
		.0000	45-4132160				American Health Network of Ohio Care Organization, LLC	OH	NIA	AHN Target Holdings, LLC	Ownership	100.000	UnitedHealth Group Incorporated		
		.0000	31-1424956				American Health Network of Ohio II, LLC	OH	NIA	AHN Target Holdings, LLC	Ownership	100.000	UnitedHealth Group Incorporated		
		.0000	31-1424957				American Health Network of Ohio, LLC	OH	NIA	AHN Target Holdings, LLC	Ownership	100.000	UnitedHealth Group Incorporated		
		.0000	04-3041221				American Homecare Federation, Inc.	CT	NIA	Diplomat Pharmacy, Inc.	Ownership	100.000	UnitedHealth Group Incorporated		
		.0000	54-1743136				AmeriChoice Corporation	DE	NIA	UnitedHealth Group Incorporated	Ownership	100.000	UnitedHealth Group Incorporated		
.0707	UnitedHealth Group Incorporated	95497	22-3368602				AmeriChoice of New Jersey, Inc.	NJ	IA	AmeriChoice Corporation	Ownership	100.000	UnitedHealth Group Incorporated		
		.0000	98-1108620				Amico Saúde Ltda.	BRA	NIA	Cemed Care – Empresa de Atendimento Clínico Geral Ltda.	Ownership	0.931	UnitedHealth Group Incorporated		
		.0000	98-1108620				Amico Saúde Ltda.	BRA	NIA	Santa Helena Assistência Médica S.A.	Ownership	99.069	UnitedHealth Group Incorporated		
		.0000					Amil Assistência Médica Internacional S.A.	BRA	NIA	Polar II Fundo de Investimento em Participações Multiestrategia	Ownership	92.401	UnitedHealth Group Incorporated		
		.0000					Amil Assistência Médica Internacional S.A.	BRA	NIA	UHG Brasil Participações S.A.	Ownership	7.599	UnitedHealth Group Incorporated		
		.0000	98-1138212				AMIL International S.á.r.l.	LUX	NIA	Amil Assistência Médica Internacional S.A.	Ownership	100.000	UnitedHealth Group Incorporated		
		.0000	98-1454564				Análisis Clínicos ML S.A.C.	PER	NIA	Pacifico S.A. Entidad Prestadora de Salud	Ownership	100.000	UnitedHealth Group Incorporated		
		.0000					Angiografia e Hemodinâmica Madre Theodora Ltda.	BRA	NIA	Esho – Empresa de Serviços Hospitalares S.A.	Ownership	50.000	UnitedHealth Group Incorporated		
		.0000	82-5124069				Anne Arundel-SCA Holdings, LLC	MD	NIA	SCA-Anne Arundel, LLC	Ownership	33.340	UnitedHealth Group Incorporated		2
		.0000	82-4763728				Anne Arundel-SCA Surgicenter, LLC	MD	NIA	Anne Arundel-SCA Holdings, LLC	Ownership	66.760	UnitedHealth Group Incorporated		2
		.0000	36-4210293				Antelope Valley Surgery Center, L.P.	CA	NIA	NSC Lancaster, LLC	Ownership	90.494	UnitedHealth Group Incorporated		
		.0000	26-3913051				Apothecary Holdings, Inc.	DE	NIA	OptumRx Holdings, LLC	Ownership	100.000	UnitedHealth Group Incorporated		
		.0000	14-1890491				AppleCare Hospitalists Medical Group, Inc.	CA	NIA	Physician(s) Owned	Influence	0.000	UnitedHealth Group Incorporated		1
		.0000	45-2852872				AppleCare Medical ACO, LLC	CA	NIA	AppleCare Medical Group, Inc.	Ownership	100.000	UnitedHealth Group Incorporated		1
		.0000	33-0845269				AppleCare Medical Group St. Francis, Inc.	CA	NIA	Physician(s) Owned	Influence	0.000	UnitedHealth Group Incorporated		1
		.0000	33-0898174				AppleCare Medical Group, Inc.	CA	NIA	Physician(s) Owned	Influence	0.000	UnitedHealth Group Incorporated		1
		.0000	27-2068687				AppleCare Medical Management, LLC	DE	NIA	Collaborative Care Holdings, LLC	Ownership	100.000	UnitedHealth Group Incorporated		
		.0000					APS – Assistência Personalizada à Saúde Ltda.	BRA	NIA	Santa Helena Assistência Médica S.A.	Ownership	100.000	UnitedHealth Group Incorporated		
		.0000					APS – Assistência Personalizada à Saúde Ltda.	BRA	NIA	Amil Assistência Médica Internacional S.A.	Ownership	0.000	UnitedHealth Group Incorporated		
		.0000	98-1399975				Aquitania Chilean Holding SpA	CHL	NIA	Bordeaux UK Holdings II Limited	Ownership	100.000	UnitedHealth Group Incorporated		
		.0000	75-2285078				Arcadia Outpatient Surgery Center, L.P.	CA	NIA	Surgicenters of Southern California, Inc.	Ownership	24.500	UnitedHealth Group Incorporated		2
		.0000	86-3124559				ArchWell Health MSO, LLC	DE	NIA	ArchWell Health, LLC	Ownership	100.000	UnitedHealth Group Incorporated		
		.0000	86-3278602				ArchWell Health Professional Services Holding Co.	DE	NIA	Physician(s) Owned	Influence	0.000	UnitedHealth Group Incorporated		1
		.0000	86-3152173				ArchWell Health Professional Services of Alabama, LLC	AL	NIA	ArchWell Health Professional Services Holding Co.	Ownership	100.000	UnitedHealth Group Incorporated		1
		.0000	86-3241870				ArchWell Health Professional Services of Kansas, P.A.	KS	NIA	Physician(s) Owned	Influence	0.000	UnitedHealth Group Incorporated		1
		.0000	86-3222071				ArchWell Health Professional Services of North Carolina, P.C.	NC	NIA	Physician(s) Owned	Influence	0.000	UnitedHealth Group Incorporated		1
		.0000	86-3190019				ArchWell Health Professional Services of Oklahoma, LLC	OK	NIA	ArchWell Health Professional Services Holding Co.	Ownership	100.000	UnitedHealth Group Incorporated		1
		.0000	85-0496329				ArchWell Health, LLC	DE	NIA	Triple Aim Partners, LLC	Ownership	99.600	UnitedHealth Group Incorporated		
		.0000	46-4843100				Arise Physician Group	TX	NIA	SCA Austin Holdings, LLC	Ownership	100.000	UnitedHealth Group Incorporated		
		.0000	86-0813232				Arizona Physicians IPA, Inc.	AZ	IA	UnitedHealthcare, Inc.	Ownership	100.000	UnitedHealth Group Incorporated		
		.0000	75-2055800				Arlington Surgery Center, LLC	TX	NIA	Surgical Care Affiliates, LLC	Influence	51.754	UnitedHealth Group Incorporated		
		.0000	33-0658815				ARTA Western California, Inc.	CA	NIA	Physician(s) Owned	Influence	0.000	UnitedHealth Group Incorporated		1
		.0000	46-3907136				ASC Holdings of New Jersey, LLC	NJ	NIA	SC Affiliates, LLC	Ownership	100.000	UnitedHealth Group Incorporated		
		.0000	95-4348431				ASC Network, LLC	DE	NIA	Surgical Care Affiliates, LLC	Ownership	100.000	UnitedHealth Group Incorporated		
		.0000	04-3403101				Aspectus, Inc.	MA	NIA	Reliant Medical Group, Inc.	Ownership	100.000	UnitedHealth Group Incorporated		1
		.0000					Associação Lusíadas Knowledge Center – Health Education and Research	PRT	NIA	CLISA – Clínica de Santo António, S.A.	Ownership	25.000	UnitedHealth Group Incorporated		

STATEMENT AS OF JUNE 30, 2021 OF THE UnitedHealthcare Plan of the River Valley, Inc.

**SCHEDULE Y**  
**PART 1A - DETAIL OF INSURANCE HOLDING COMPANY SYSTEM**

1	2	3	4	5	6	7	8	9	10	11	12	13	14	15	16
Group Code	Group Name	NAIC Company Code	ID Number	Federal RSSD	CIK	Name of Securities Exchange if Publicly Traded (U.S. or International)	Names of Parent, Subsidiaries Or Affiliates	Domiciliary Location	Relationship to Reporting Entity	Directly Controlled by (Name of Entity/Person)	Type of Control (Ownership, Board, Management, Attorney-in-Fact, Influence, Other)	If Control is Ownership Provide Percentage	Ultimate Controlling Entity(ies)/Person(s)	Is an SCA Filing Required? (Y/N)	*
		.00000					Associação Lusíadas Knowledge Center – Health Education and Research	.PRT	NIA	Lusíadas, S.A.	Ownership	25.000	UnitedHealth Group Incorporated		
		.00000					Associação Lusíadas Knowledge Center – Health Education and Research	.PRT	NIA	Lusíadas, SGPS, S.A.	Ownership	25.000	UnitedHealth Group Incorporated		
		.00000					Associação Lusíadas Knowledge Center – Health Education and Research	.PRT	NIA	Clínica Médico Cirúrgica de Santa Tecla, S.A.	Ownership	25.000	UnitedHealth Group Incorporated		
		.00000	26-3878957				AssuranceRx, LLC	.AL	NIA	Optum Pharmacy 705, LLC	Ownership	100.000	UnitedHealth Group Incorporated		
		.00000	20-1956545				At-Home IV Infusion Professional, Inc.	.MD	NIA	Diplomat Pharmacy, Inc.	Ownership	100.000	UnitedHealth Group Incorporated		
		.00000	47-0990056				Audax Health Solutions, LLC	.DE	NIA	Rally Health, Inc.	Ownership	100.000	UnitedHealth Group Incorporated		
		.00000	84-5191428				Avery Parent Holdings, Inc.	.DE	NIA	OptumHealth Holdings, LLC	Ownership	91.265	UnitedHealth Group Incorporated		
		.00000	20-4057813				Aveta Inc.	.DE	NIA	Collaborative Care Holdings, LLC	Ownership	100.000	UnitedHealth Group Incorporated		
		.00000	30-0842394				AxelaCare Intermediate Holdings, LLC	.DE	NIA	OptumRx, Inc.	Ownership	100.000	UnitedHealth Group Incorporated		
		.00000	61-1708598				AxelaCare, LLC	.DE	NIA	AxelaCare Intermediate Holdings, LLC	Ownership	100.000	UnitedHealth Group Incorporated		
		.00000	72-1097827				B.R.A.S.S. Partnership in Commendam	.LA	NIA	Surgery Center Holding, LLC	Ownership	61.190	UnitedHealth Group Incorporated		
		.00000	98-1462787				Banmédica Colombia S.A.S.	.COL	NIA	Banmédica Internacional SpA	Ownership	100.000	UnitedHealth Group Incorporated		
		.00000	98-1444151				Banmédica Internacional SpA	.CHL	NIA	Saden S.A.	Ownership	1.000	UnitedHealth Group Incorporated		
		.00000	98-1444151				Banmédica Internacional SpA	.CHL	NIA	Banmédica S.A.	Ownership	99.000	UnitedHealth Group Incorporated		
		.00000	98-1444127				Banmédica S.A.	.CHL	NIA	Bordeaux Holding SpA	Ownership	99.390	UnitedHealth Group Incorporated		
		.00000	47-2083076				Beach Surgical Holdings II, LLC	.CA	NIA	SCA Surgicare of Laguna Hills, LLC	Ownership	49.000	UnitedHealth Group Incorporated		2
		.00000	47-4504390				Beach Surgical Holdings III, LLC	.CA	NIA	Surgicare of La Veta, Inc.	Ownership	61.730	UnitedHealth Group Incorporated		
		.00000	37-1708521				Beach Surgical Holdings LLC	.CA	NIA	SCA Surgicare of Laguna Hills, LLC	Ownership	49.000	UnitedHealth Group Incorporated		2
		.00000	33-0645967				Beaver Medical Group, P.C.	.CA	NIA	MH Physician Three Holdco, a Medical Corporation	Ownership	100.000	UnitedHealth Group Incorporated		1
		.00000	88-0267857				Behavioral Healthcare Options, Inc.	.NV	NIA	Sierra Health Services, Inc.	Ownership	100.000	UnitedHealth Group Incorporated		
		.00000	42-1485537				Benefit Administration for the Self Employed, L.L.C.	.IA	NIA	HealthMarkets, LLC	Ownership	100.000	UnitedHealth Group Incorporated		
		.00000	46-1134506				Benefitter Insurance Solutions, Inc.	.DE	NIA	HealthMarkets Insurance Agency, Inc.	Ownership	100.000	UnitedHealth Group Incorporated		
		.00000	47-4349079				Better Health Value Network, LLC	.IA	NIA	Physician(s) Owned	Influence	0.000	UnitedHealth Group Incorporated		1
		.00000	22-3858211				Bexar Imaging Center, LLC	.TX	NIA	WellMed Networks, Inc.	Ownership	100.000	UnitedHealth Group Incorporated		1
		.00000	01-0808529				BioRx, LLC	.DE	NIA	Diplomat Blocker, Inc.	Ownership	100.000	UnitedHealth Group Incorporated		
		.00000	63-0984076				Birmingham Outpatient Surgery Center, Ltd.	.AL	NIA	Birmingham Outpatient Surgical Center, LLC	Ownership	30.250	UnitedHealth Group Incorporated		2
		.00000	63-0847380				Birmingham Outpatient Surgical Center, LLC	.DE	NIA	Surgery Center Holding, LLC	Ownership	100.000	UnitedHealth Group Incorporated		
		.00000	47-4758895				Bloomfield ASC, LLC	.CT	NIA	SCA Bloomfield Holdings, LLC	Ownership	49.000	UnitedHealth Group Incorporated		2
		.00000	62-1530122				Blue Ridge Day Surgery Center, L.P.	.TN	NIA	Blue Ridge GP, LLC	Ownership	38.174	UnitedHealth Group Incorporated		2
		.00000	27-2241593				Blue Ridge GP, LLC	.NC	NIA	SCA-Blue Ridge, LLC	Ownership	100.000	UnitedHealth Group Incorporated		
		.00000	37-1945431				Blue Ridge Properties, LLC	.DE	NIA	Blue Ridge GP, LLC	Ownership	38.208	UnitedHealth Group Incorporated		2
		.00000	65-0241934				Boca Raton Outpatient Surgery & Laser Center, LTD.	.FL	NIA	Surgery Center of Boca Raton, Inc.	Ownership	30.000	UnitedHealth Group Incorporated		2
		.00000	98-1396690				Bordeaux (Barbados) Holdings I, SRL	.BRB	NIA	FrontierMEDEX US, Inc.	Ownership	100.000	UnitedHealth Group Incorporated		
		.00000	98-1396559				Bordeaux (Barbados) Holdings II, SRL	.BRB	NIA	Bordeaux (Barbados) Holdings I, SRL	Ownership	100.000	UnitedHealth Group Incorporated		
		.00000	98-1403634				Bordeaux (Barbados) Holdings III, S.r.l.	.BRB	NIA	UHG Holdings UK IV Limited	Ownership	100.000	UnitedHealth Group Incorporated		
		.00000	98-1398490				Bordeaux Holding SpA	.CHL	NIA	Aquitania Chilean Holding SpA	Ownership	100.000	UnitedHealth Group Incorporated		
		.00000	82-3147824				Bordeaux International Holdings, Inc.	.DE	NIA	UnitedHealth Group Incorporated	Ownership	100.000	UnitedHealth Group Incorporated		
		.00000	98-1390574				Bordeaux UK Holdings I Limited	.GBR	NIA	Bordeaux International Holdings, Inc.	Ownership	3.295	UnitedHealth Group Incorporated		
		.00000	98-1390574				Bordeaux UK Holdings I Limited	.GBR	NIA	FrontierMEDEX US, Inc.	Ownership	96.705	UnitedHealth Group Incorporated		
		.00000	98-1391914				Bordeaux UK Holdings II Limited	.GBR	NIA	Bordeaux UK Holdings I Limited	Ownership	100.000	UnitedHealth Group Incorporated		
		.00000	98-1389224				Bordeaux UK Holdings III Limited	.GBR	NIA	Bordeaux UK Holdings II Limited	Ownership	100.000	UnitedHealth Group Incorporated		
		.00000	98-1112673				Bosque Medical Center Ltda.	.BRA	NIA	Anil Assistência Médica Internacional S.A.	Ownership	83.045	UnitedHealth Group Incorporated		
		.00000	98-1112673				Bosque Medical Center Ltda.	.BRA	NIA	Esho – Empresa de Serviços Hospitalares S.A.	Ownership	16.955	UnitedHealth Group Incorporated		
		.00000	20-2387834				Brandon Ambulatory Surgery Center, LC	.FL	NIA	SC Affiliates, LLC	Ownership	3.120	UnitedHealth Group Incorporated		
		.00000	20-2387834				Brandon Ambulatory Surgery Center, LC	.FL	NIA	SCA-Brandon, LLC	Ownership	54.546	UnitedHealth Group Incorporated		

STATEMENT AS OF JUNE 30, 2021 OF THE UnitedHealthcare Plan of the River Valley, Inc.

**SCHEDULE Y**  
**PART 1A - DETAIL OF INSURANCE HOLDING COMPANY SYSTEM**

1	2	3	4	5	6	7	8	9	10	11	12	13	14	15	16
Group Code	Group Name	NAIC Company Code	ID Number	Federal RSSD	CIK	Name of Securities Exchange if Publicly Traded (U.S. or International)	Names of Parent, Subsidiaries Or Affiliates	Domi-ciliary Location	Relation-ship to Reporting Entity	Directly Controlled by (Name of Entity/Person)	Type of Control (Ownership, Board, Management, Attorney-in-Fact, Influence, Other)	If Control is Ownership Provide Percentage	Ultimate Controlling Entity(ies)/Person(s)	Is an SCA Filing Re-quired? (Y/N)	*
		.0000	90-0884047				BriovaRx Infusion Services 102, LLC	DE	NIA	Optum Infusion Services 500, Inc.	Ownership	100.000	UnitedHealth Group Incorporated		
		.0000	11-3647935				BriovaRx of Florida, Inc.	DE	NIA	OptumRx PBM of Illinois, Inc.	Ownership	100.000	UnitedHealth Group Incorporated		
		.0000	01-0516051				BriovaRx of Maine, Inc.	ME	NIA	OptumRx PBM of Illinois, Inc.	Ownership	100.000	UnitedHealth Group Incorporated		
		.0000	27-3331130				BriovaRx of Massachusetts, LLC	MA	NIA	OptumRx PBM of Illinois, Inc.	Ownership	100.000	UnitedHealth Group Incorporated		
		.0000	47-4278378				Cabin Enterprises, LLC	DE	NIA	Cabin Holdings, LLC	Ownership	100.000	UnitedHealth Group Incorporated		
		.0000	47-4264867				Cabin Holdings, LLC	DE	NIA	United HealthCare Services, Inc.	Ownership	100.000	UnitedHealth Group Incorporated		
		.0000	20-1711131				California Medical Group Insurance Company, Risk Retention Group	AZ	NIA	OptumCare Management, LLC	Ownership	67.010	UnitedHealth Group Incorporated		
		.0000	81-0881243				California Spring Holdings, PC	CA	NIA	Physician(s) Owned	Influence	0.000	UnitedHealth Group Incorporated		1
		.0000	52-1597478				Camp Hill Ambulatory Centers	PA	NIA	Endoscopy Center Affiliates, Inc.	Ownership	1.000	UnitedHealth Group Incorporated		2
		.0000	52-1597478				Camp Hill Ambulatory Centers	PA	NIA	Camp Hill-SCA Centers, LLC	Ownership	99.000	UnitedHealth Group Incorporated		2
		.0000	52-1597484				Camp Hill-SCA Centers, LLC	DE	NIA	SC Affiliates, LLC	Ownership	100.000	UnitedHealth Group Incorporated		
		.0000	27-3955254				Capital City Medical Group, L.L.C.	LA	NIA	UnitedHealthcare, Inc.	Ownership	100.000	UnitedHealth Group Incorporated		
		.0000	20-8375685				Cardinal Holding Company, LLC	DE	NIA	Collaborative Care Holdings, LLC	Ownership	100.000	UnitedHealth Group Incorporated		
		.0000					Care Improvement Plus Group Management, LLC	MD	NIA	XLHealth Corporation	Ownership	100.000	UnitedHealth Group Incorporated		
.0707	UnitedHealth Group Incorporated	.12558	45-4976934				Care Improvement Plus of Texas Insurance Company	TX	IA	XLHealth Corporation	Ownership	100.000	UnitedHealth Group Incorporated		
.0707	UnitedHealth Group Incorporated	.12567	20-3888112				Care Improvement Plus South Central Insurance Company	AR	IA	XLHealth Corporation	Ownership	100.000	UnitedHealth Group Incorporated		
.0707	UnitedHealth Group Incorporated	.14041	27-5038136				Care Improvement Plus Wisconsin Insurance Company	WI	IA	XLHealth Corporation	Ownership	100.000	UnitedHealth Group Incorporated		
		.0000	83-0585009				Care Logistics, LLC	DE	NIA	Penzo Enterprises, LLC	Ownership	100.000	UnitedHealth Group Incorporated		
		.0000					CareMount Dental Member, LLC	DE	NIA	CareMount Health Solutions, LLC	Ownership	100.000	UnitedHealth Group Incorporated		
		.0000					CareMount Health Solutions ACO, LLC	NY	NIA	CareMount Medical, P.C.	Ownership	100.000	UnitedHealth Group Incorporated		1
		.0000	83-3555743				CareMount Health Solutions Employer, LLC	DE	NIA	CareMount Holding, LLC	Ownership	1.000	UnitedHealth Group Incorporated		
		.0000	83-3555743				CareMount Health Solutions Employer, LLC	DE	NIA	CareMount Health Solutions, LLC	Ownership	99.000	UnitedHealth Group Incorporated		
		.0000	38-4103290				CareMount Health Solutions, LLC	DE	NIA	Collaborative Care Holdings, LLC	Ownership	16.320	UnitedHealth Group Incorporated		
		.0000	38-4103290				CareMount Health Solutions, LLC	DE	NIA	Cardinal Holding Company, LLC	Ownership	63.680	UnitedHealth Group Incorporated		
		.0000	82-1419537				CareMount Holding, LLC	NY	NIA	CareMount Health Solutions, LLC	Ownership	100.000	UnitedHealth Group Incorporated		
		.0000	13-3544120				CareMount Medical, P.C.	NY	NIA	Physician(s) Owned	Influence	0.000	UnitedHealth Group Incorporated		1
		.0000					CareMount Value Partners IPA, LLC	NY	NIA	CareMount Health Solutions, LLC	Ownership	100.000	UnitedHealth Group Incorporated		
		.0000	98-1328471				Casa de Saúde Santa Therezinha Ltda.	BRA	NIA	Esho – Empresa de Serviços Hospitalares S.A.	Ownership	0.000	UnitedHealth Group Incorporated		
		.0000	98-1328471				Casa de Saúde Santa Therezinha Ltda.	BRA	NIA	Hospital Alvorada de Taguatinga Ltda.	Ownership	100.000	UnitedHealth Group Incorporated		
		.0000	82-5207935				Castle Rock SurgiCenter, LLC	CO	NIA	SCA-Castle Rock, LLC	Ownership	51.000	UnitedHealth Group Incorporated		
		.0000	20-5807941				Catalyst360, LLC	DE	NIA	Optum Services, Inc.	Ownership	100.000	UnitedHealth Group Incorporated		
		.0000					Catamaran Finance (Ireland) Unlimited Company	IRL	NIA	Catamaran S.á.r.l.	Ownership	100.000	UnitedHealth Group Incorporated		
		.0000					Catamaran S.á.r.l.	LUX	NIA	UnitedHealthcare International II S.á.r.l.	Ownership	100.000	UnitedHealth Group Incorporated		
		.0000	98-1069737				Catamaran S.á.r.l.	LUX	NIA	UnitedHealthcare International II S.á.r.l.	Ownership	100.000	UnitedHealth Group Incorporated		
		.0000	82-1715584				CCEC Anesthesia Management, LLC	TX	NIA	Corpus Christi Endoscopy Center, L.L.P.	Ownership	100.000	UnitedHealth Group Incorporated		2
		.0000					CDC Holdings Colombia S.A.S.	COL	NIA	Bordeaux UK Holdings II Limited	Ownership	100.000	UnitedHealth Group Incorporated		
		.0000	85-3868973				Cedar Park JV Partners, LLC	TX	NIA	SCA Cedar Park Holdings, LLC	Ownership	43.700	UnitedHealth Group Incorporated		2
		.0000	27-2533497				Cedar Park Surgery Center, LLC	TX	NIA	SCA Cedar Park Holdings, LLC	Ownership	19.660	UnitedHealth Group Incorporated		2
		.0000	98-1111491				Cemed Care – Empresa de Atendimento Clínico Geral Ltda.	BRA	NIA	Amil Assistência Médica Internacional S.A.	Ownership	100.000	UnitedHealth Group Incorporated		
		.0000	85-3324771				Center for Restorative Surgery at Maple Grove, LLC	MN	NIA	SCA Maple Grove Holdings, LLC	Ownership	52.023	UnitedHealth Group Incorporated		2
		.0000	33-0483510				Centers for Family Medicine, GP	CA	NIA	MH Physician Three Holdco, a Medical Corporation	Ownership	99.000	UnitedHealth Group Incorporated		1
		.0000	45-4131797				Central Indiana Care Organization, LLC	IN	NIA	AHN Target Holdings, LLC	Ownership	100.000	UnitedHealth Group Incorporated		
		.0000	45-5600514				Central Ohio Care Organization, LLC	OH	NIA	AHN Target Holdings, LLC	Ownership	100.000	UnitedHealth Group Incorporated		
		.0000					CentriHealth, LLC	DE	NIA	UnitedHealth Group Incorporated	Ownership	100.000	UnitedHealth Group Incorporated		
		.0000					CentriHealth Corporation	CAN	NIA	CentriHealth, LLC	Ownership	100.000	UnitedHealth Group Incorporated		



STATEMENT AS OF JUNE 30, 2021 OF THE UnitedHealthcare Plan of the River Valley, Inc.

**SCHEDULE Y**  
**PART 1A - DETAIL OF INSURANCE HOLDING COMPANY SYSTEM**

1	2	3	4	5	6	7	8	9	10	11	12	13	14	15	16
Group Code	Group Name	NAIC Company Code	ID Number	Federal RSSD	CIK	Name of Securities Exchange if Publicly Traded (U.S. or International)	Names of Parent, Subsidiaries Or Affiliates	Domiciliary Location	Relationship to Reporting Entity	Directly Controlled by (Name of Entity/Person)	Type of Control (Ownership, Board, Management, Attorney-in-Fact, Influence, Other)	If Control is Ownership Provide Percentage	Ultimate Controlling Entity(ies)/Person(s)	Is an SCA Filing Required? (Y/N)	*
		.0000					Centro de Entrenamiento Capacitación en Reanimación y Prevención Limitada	.CHL	NIA	Servicios Integrados de Salud Ltda.	Ownership	1.000	UnitedHealth Group Incorporated		
		.0000					Centro de Entrenamiento Capacitación en Reanimación y Prevención Limitada	.CHL	NIA	Clínica Dávila y Servicios Médicos S.p.A.	Ownership	99.000	UnitedHealth Group Incorporated		
		.0000	98-1450490				Centro de Servicios Compartidos Banmédica SpA	.CHL	NIA	Constructora Inmobiliaria Magapoq S.A.	Ownership	0.100	UnitedHealth Group Incorporated		
		.0000	98-1450490				Centro de Servicios Compartidos Banmédica SpA	.CHL	NIA	Banmédica S.A.	Ownership	99.900	UnitedHealth Group Incorporated		
		.0000					Centro Médico Hospitalar Pitangueiras Ltda.	.BRA	NIA	Hospital Alvorada de Taguatinga Ltda.	Ownership	0.000	UnitedHealth Group Incorporated		
		.0000					Centro Médico Hospitalar Pitangueiras Ltda.	.BRA	NIA	Esho – Empresa de Serviços Hospitalares S.A.	Ownership	100.000	UnitedHealth Group Incorporated		
		.0000	98-1457197				Centro Odontológico Americano S.A.C.	.PER	NIA	Pacífico S.A. Entidad Prestadora de Salud	Ownership	80.000	UnitedHealth Group Incorporated		
		.0000	98-1451635				Centromed Quiipué S.A.	.CHL	NIA	Administradora Médica Centromed S.A.	Ownership	93.450	UnitedHealth Group Incorporated		
		.0000					Centros Médicos y Dentales Multimed Ltda.	.CHL	NIA	Clínica Dávila y Servicios Médicos S.p.A.	Ownership	0.010	UnitedHealth Group Incorporated		
		.0000					Centros Médicos y Dentales Multimed Ltda.	.CHL	NIA	Omesa SpA	Ownership	99.990	UnitedHealth Group Incorporated		
.0707	UnitedHealth Group Incorporated	.42765	42-1194107				Centurion Casualty Company	.NE	IA	Specialty Benefits, LLC	Ownership	100.000	UnitedHealth Group Incorporated		
		.0000	46-1454664				Channel Islands Surgicenter Properties, LLC	.DE	NIA	SCA Holding Company, Inc.	Ownership	62.743	UnitedHealth Group Incorporated		
		.0000	58-1709761				Charleston Surgery Center Limited Partnership	.SC	NIA	SCA-Charleston, LLC	Ownership	26.056	UnitedHealth Group Incorporated		2
		.0000	82-3973199				Charleston Surgery Properties, LLC	.DE	NIA	SCA-Charleston, LLC	Ownership	50.852	UnitedHealth Group Incorporated		
		.0000	56-1449531				Charlotte Surgery Center, LLC	.NC	NIA	Charlotte-SC, LLC	Ownership	16.609	UnitedHealth Group Incorporated		2
		.0000	56-1449532				Charlotte Surgery Properties, LTD.	.NC	NIA	SC Affiliates, LLC	Ownership	4.000	UnitedHealth Group Incorporated		2
		.0000	56-1449532				Charlotte Surgery Properties, LTD.	.NC	NIA	SCA-Mecklenburg Development Corp.	Ownership	14.000	UnitedHealth Group Incorporated		2
		.0000	62-1262567				Charlotte-SC, LLC	.DE	NIA	SC Affiliates, LLC	Ownership	100.000	UnitedHealth Group Incorporated		
		.0000	82-4075002				Chatham Orthopaedic ASC, LLC	.GA	NIA	SCA-Chatham, LLC	Ownership	15.000	UnitedHealth Group Incorporated		2
		.0000	26-2389638				Childrens Surgery Center LLC	.FL	NIA	SC Affiliates, LLC	Ownership	1.057	UnitedHealth Group Incorporated		
		.0000	26-2389638				Childrens Surgery Center LLC	.FL	NIA	SCA-Central Florida, LLC	Ownership	50.000	UnitedHealth Group Incorporated		
		.0000	62-1510209				Citrus Regional Surgery Center, L.P.	.TN	NIA	SCA-Citrus, Inc.	Ownership	57.000	UnitedHealth Group Incorporated		
		.0000	27-0204579				Claims Management Systems, Inc.	.FL	NIA	Solstice Benefits, Inc.	Ownership	100.000	UnitedHealth Group Incorporated		
		.0000	20-3742012				Cleburne Surgical Center, LLC	.TX	NIA	Surgical Care Affiliates, LLC	Influence	51.000	UnitedHealth Group Incorporated		
		.0000	98-1459640				Clínica Alameda SpA	.CHL	NIA	Saden S.A.	Ownership	0.200	UnitedHealth Group Incorporated		
		.0000	98-1459640				Clínica Alameda SpA	.CHL	NIA	Vida Integra S.p.A.	Ownership	99.800	UnitedHealth Group Incorporated		
		.0000	98-1443171				Clínica Bio Bio SpA	.CHL	NIA	Inversiones Clínicas Santa María SpA	Ownership	100.000	UnitedHealth Group Incorporated		
		.0000	98-1443171				Clínica Bio Bio SpA	.CHL	NIA	Banmédica S.A.	Ownership	0.000	UnitedHealth Group Incorporated		
		.0000	98-1442191				Clínica Ciudad del Mar S.A.	.CHL	NIA	Banmédica S.A.	Ownership	0.000	UnitedHealth Group Incorporated		
		.0000	98-1442191				Clínica Ciudad del Mar S.A.	.CHL	NIA	Inversiones Clínicas Santa María SpA	Ownership	100.000	UnitedHealth Group Incorporated		
		.0000	98-1446132				Clínica Dávila y Servicios Médicos S.p.A.	.CHL	NIA	Banmédica S.A.	Ownership	99.998	UnitedHealth Group Incorporated		
		.0000	98-1446132				Clínica Dávila y Servicios Médicos S.p.A.	.CHL	NIA	Clínica Santa María S.p.A.	Ownership	0.002	UnitedHealth Group Incorporated		
		.0000					Clínica del Country S.A.S.	.COL	NIA	Banmédica Internacional SpA	Ownership	50.000	UnitedHealth Group Incorporated		
		.0000					Clínica del Country S.A.S.	.COL	NIA	CDC Holdings Colombia S.A.S.	Ownership	50.000	UnitedHealth Group Incorporated		
		.0000	98-1350667				Clínica Médico Cirúrgica de Santa Tecla, S.A.	.PRT	NIA	Lusíadas, SGPS, S.A.	Ownership	100.000	UnitedHealth Group Incorporated		
		.0000					Clínica Portoazul S.A.	.COL	NIA	Clínica del Country S.A.S.	Ownership	27.700	UnitedHealth Group Incorporated		2
		.0000	98-1462343				Clínica San Felipe S.A.	.PER	NIA	Pacífico S.A. Entidad Prestadora de Salud	Ownership	93.740	UnitedHealth Group Incorporated		
		.0000	98-1455936				Clínica Sánchez Ferrer S.A.	.PER	NIA	Pacífico S.A. Entidad Prestadora de Salud	Ownership	100.000	UnitedHealth Group Incorporated		
		.0000	98-1442754				Clínica Santa María S.p.A.	.CHL	NIA	Banmédica S.A.	Ownership	99.510	UnitedHealth Group Incorporated		
		.0000	98-1442745				Clínica Vespucio S.A.	.CHL	NIA	Inversiones Clínicas Santa María SpA	Ownership	100.000	UnitedHealth Group Incorporated		
		.0000	98-1442745				Clínica Vespucio S.A.	.CHL	NIA	Banmédica S.A.	Ownership	0.000	UnitedHealth Group Incorporated		
		.0000	46-2879718				Clinical Partners of Colorado Springs, LLC	.CO	NIA	OptumCare Colorado, LLC	Ownership	50.000	UnitedHealth Group Incorporated		
		.0000	20-2236024				Clinton Partners, LLC	.MI	NIA	HFHS-SCA Holdings, LLC	Ownership	58.800	UnitedHealth Group Incorporated		2
		.0000	98-1350671				CLISA – Clínica de Santo António, S.A.	.PRT	NIA	Lusíadas, SGPS, S.A.	Ownership	100.000	UnitedHealth Group Incorporated		
		.0000	98-1337968				CMO – Centro Médico de Oftalmología S/S Ltda.	.BRA	NIA	Lotten-Eyes Oftalmologia Clinica e Cirurgica Ltda.	Ownership	1.000	UnitedHealth Group Incorporated		

STATEMENT AS OF JUNE 30, 2021 OF THE UnitedHealthcare Plan of the River Valley, Inc.

**SCHEDULE Y**  
**PART 1A - DETAIL OF INSURANCE HOLDING COMPANY SYSTEM**

1	2	3	4	5	6	7	8	9	10	11	12	13	14	15	16
Group Code	Group Name	NAIC Company Code	ID Number	Federal RSSD	CIK	Name of Securities Exchange if Publicly Traded (U.S. or International)	Names of Parent, Subsidiaries Or Affiliates	Domiciliary Location	Relationship to Reporting Entity	Directly Controlled by (Name of Entity/Person)	Type of Control (Ownership, Board, Management, Attorney-in-Fact, Influence, Other)	If Control is Ownership Provide Percentage	Ultimate Controlling Entity(ies)/Person(s)	Is an SCA Filing Required? (Y/N)	*
		.00000	98-1337968				CMO – Centro Médico de Oftalmología S/S Ltda.	.BRA	.NIA	Hospital Alvorada de Taguatinga Ltda.	Ownership	99.000	UnitedHealth Group Incorporated		
		.00000	98-1277015				CMS – Central de Manipulação e Serviços Farmacêuticos S.A.	.BRA	.NIA	COI – Clínicas Oncológicas Integradas S.A.	Ownership	99.990	UnitedHealth Group Incorporated		
		.00000	98-1277015				CMS – Central de Manipulação e Serviços Farmacêuticos S.A.	.BRA	.NIA	Esho – Empresa de Serviços Hospitalares S.A.	Ownership	0.010	UnitedHealth Group Incorporated		
		.00000	56-2674371				Coachella Valley Physicians of PrimeCare, Inc.	.CA	.NIA	PrimeCare of Riverside, Inc.	Ownership	100.000	UnitedHealth Group Incorporated		
		.00000	27-1193028				Coalition for Advanced Pharmacy Services, Inc.	.DE	.NIA	OptumRx Health Solutions, LLC	Ownership	93.266	UnitedHealth Group Incorporated		
		.00000	27-1193028				Coalition for Advanced Pharmacy Services, Inc.	.DE	.NIA	Optum Hospice Pharmacy Services, LLC	Ownership	1.277	UnitedHealth Group Incorporated		
		.00000	27-1193028				Coalition for Advanced Pharmacy Services, Inc.	.DE	.NIA	OptumRx Home Delivery of Ohio, LLC	Ownership	0.116	UnitedHealth Group Incorporated		
		.00000	27-1193028				Coalition for Advanced Pharmacy Services, Inc.	.DE	.NIA	OptumRx PBM of Maryland, LLC	Ownership	5.341	UnitedHealth Group Incorporated		
		.00000	98-1444067				Cobranzas Banmédica SpA	.CHL	.NIA	Saden S.A.	Ownership	0.000	UnitedHealth Group Incorporated		
		.00000	98-1444067				Cobranzas Banmédica SpA	.CHL	.NIA	Banmédica S.A.	Ownership	100.000	UnitedHealth Group Incorporated		
		.00000	98-1276040				COI – Clínicas Oncológicas Integradas S.A.	.BRA	.NIA	Esho – Empresa de Serviços Hospitalares S.A.	Ownership	100.000	UnitedHealth Group Incorporated		
		.00000	27-2337616				Collaborative Care Holdings, LLC	.DE	.NIA	OptumHealth Holdings, LLC	Ownership	100.000	UnitedHealth Group Incorporated		
		.00000	27-2337487				Collaborative Care Services, Inc.	.DE	.NIA	Collaborative Care Holdings, LLC	Ownership	100.000	UnitedHealth Group Incorporated		
		.00000	45-2614005				Collaborative Realty, LLC	.NY	.NIA	Collaborative Care Holdings, LLC	Ownership	100.000	UnitedHealth Group Incorporated		
		.00000					Colmedica Medicina Prepagada S.A.	.COL	.NIA	Banmédica S.A.	Ownership	76.270	UnitedHealth Group Incorporated		
		.00000					Colmedica Medicina Prepagada S.A.	.COL	.NIA	Constructora Inmobiliaria Magapoq S.A.	Ownership	0.000	UnitedHealth Group Incorporated		
		.00000	83-1529015				Colonial Outpatient Surgery Center, LLC	.FL	.NIA	SCA-Colonial Partners, LLC	Ownership	51.000	UnitedHealth Group Incorporated		
		.00000	37-1636677				Colorado Innovative Physician Solutions, Inc.	.CO	.NIA	OptumCare Colorado, LLC	Ownership	100.000	UnitedHealth Group Incorporated		
		.00000	84-1160450				Colorado Springs Surgery Center, Ltd.	.CO	.NIA	SCA-Colorado Springs, LLC	Ownership	95.000	UnitedHealth Group Incorporated		
		.00000	11-3647007				Comfort Care Transportation, LLC	.TX	.NIA	WellMed Medical Management, Inc.	Ownership	100.000	UnitedHealth Group Incorporated		
		.00000	46-3772241				Comfort Infusion, Inc.	.AL	.NIA	Diplomat Pharmacy, Inc.	Ownership	100.000	UnitedHealth Group Incorporated		
		.00000	32-0551188				Connect Medical, P.C.	.NY	.NIA	Physician(s) Owned	Influence	0.000	UnitedHealth Group Incorporated		.1
		.00000	06-1592173				Connecticut Surgery Center, Limited Partnership	.CT	.NIA	Connecticut Surgical Center, LLC	Ownership	51.000	UnitedHealth Group Incorporated		
		.00000	06-1592173				Connecticut Surgery Center, Limited Partnership	.CT	.NIA	Surgical Care Affiliates, LLC	Ownership	1.500	UnitedHealth Group Incorporated		
		.00000	26-1313646				Connecticut Surgery Properties, LLC	.DE	.NIA	SC Affiliates, LLC	Ownership	100.000	UnitedHealth Group Incorporated		
		.00000	06-1156342				Connecticut Surgical Center, LLC	.DE	.NIA	Surgical Care Affiliates, LLC	Ownership	57.843	UnitedHealth Group Incorporated		
		.00000	46-0891463				ConnectYourCare, Inc.	.DE	.NIA	Optum Financial, Inc.	Ownership	100.000	UnitedHealth Group Incorporated		
		.00000	26-1274092				ConnectYourCare, LLC	.MD	.NIA	ConnectYourCare, Inc.	Ownership	100.000	UnitedHealth Group Incorporated		
		.00000	98-1448720				Constructora Inmobiliaria Magapoq S.A.	.CHL	.NIA	Banmédica S.A.	Ownership	99.900	UnitedHealth Group Incorporated		
		.00000	98-1448720				Constructora Inmobiliaria Magapoq S.A.	.CHL	.NIA	Inmobiliaria Apoquindo 3600 Ltda.	Ownership	0.100	UnitedHealth Group Incorporated		
		.00000	20-0231080				Consumer Wellness Solutions, Inc.	.DE	.NIA	Optum Services, Inc.	Ownership	100.000	UnitedHealth Group Incorporated		
		.00000	83-2599969				Cornell Surgicenter, LLC	.OR	.NIA	Providence & SCA Off-Campus Holdings, LLC	Ownership	58.344	UnitedHealth Group Incorporated		.2
		.00000	87-1134519				Cornerstone Surgery Center, LLC	.FL	.NIA	SC Affiliates, LLC	Ownership	100.000	UnitedHealth Group Incorporated		
		.00000	20-2595593				Corpus Christi Endoscopy Center, L.L.P.	.TX	.NIA	SCA Pacific Holdings, Inc.	Ownership	18.500	UnitedHealth Group Incorporated		.2
		.00000					Country Scan Ltda.	.COL	.NIA	Patrimonio Autónomo Nueva Clínica	Ownership	51.800	UnitedHealth Group Incorporated		
		.00000	52-2176762				Curaspan Health Group, Inc.	.DE	.NIA	naviHealth, Inc.	Ownership	100.000	UnitedHealth Group Incorporated		
		.00000	26-0080565				Cypress Care, Inc.	.DE	.NIA	Healthcare Solutions, Inc.	Ownership	100.000	UnitedHealth Group Incorporated		
		.00000	63-1263704				Danbury Surgical Center, L.P.	.GA	.NIA	SCA Danbury Surgical Center, LLC	Ownership	50.419	UnitedHealth Group Incorporated		
		.00000	63-1263704				Danbury Surgical Center, L.P.	.GA	.NIA	SunSurgery, LLC	Ownership	2.828	UnitedHealth Group Incorporated		
		.00000	81-5101448				David Moen, M.D. P.C.	.NY	.NIA	Physician(s) Owned	Influence	0.000	UnitedHealth Group Incorporated		.1
		.00000	45-2380022				David R. Ferrell, M.D., P.C.	.NV	.NIA	Physician(s) Owned	Influence	0.000	UnitedHealth Group Incorporated		.1
		.00000	11-2811353				Day-OP Center Of Long Island Inc.	.NY	.NIA	Physician(s) Owned	Influence	0.000	UnitedHealth Group Incorporated		.1

STATEMENT AS OF JUNE 30, 2021 OF THE UnitedHealthcare Plan of the River Valley, Inc.

**SCHEDULE Y**  
**PART 1A - DETAIL OF INSURANCE HOLDING COMPANY SYSTEM**

1	2	3	4	5	6	7	8	9	10	11	12	13	14	15	16
Group Code	Group Name	NAIC Company Code	ID Number	Federal RSSD	CIK	Name of Securities Exchange if Publicly Traded (U.S. or International)	Names of Parent, Subsidiaries Or Affiliates	Domiciliary Location	Relationship to Reporting Entity	Directly Controlled by (Name of Entity/Person)	Type of Control (Ownership, Board, Management, Attorney-in-Fact, Influence, Other)	If Control is Ownership Provide Percentage	Ultimate Controlling Entity(ies)/Person(s)	Is an SCA Filing Required? (Y/N)	*
		.0000	75-2790863				Day-Op Surgery Consulting Company, LLC	DE	NIA	ProHEALTH Medical Management, LLC	Ownership	100.000	UnitedHealth Group Incorporated		
		.0000	52-1811176				DBP Services of New York IPA, Inc.	NY	NIA	Dental Benefit Providers, Inc.	Ownership	100.000	UnitedHealth Group Incorporated		
		.0000	52-1452809				Dental Benefit Providers of California, Inc.	CA	IA	Dental Benefit Providers, Inc.	Ownership	100.000	UnitedHealth Group Incorporated		
0707	UnitedHealth Group Incorporated	.52053	36-4008355				Dental Benefit Providers of Illinois, Inc.	IL	IA	Dental Benefit Providers, Inc.	Ownership	100.000	UnitedHealth Group Incorporated		
		.0000	41-2014834				Dental Benefit Providers, Inc.	DE	NIA	United HealthCare Services, Inc.	Ownership	100.000	UnitedHealth Group Incorporated		
		.0000	47-0926556				Denton Endoscopy Surgery Center, LLC	TX	NIA	Surgical Care Affiliates, LLC	Influence	100.000	UnitedHealth Group Incorporated		
		.0000	82-1436601				Denton Surgery Center, LLC	TX	NIA	Surgical Care Affiliates, LLC	Influence	54.483	UnitedHealth Group Incorporated		
		.0000	98-1460401				Derry Surgical Center, LLC	NH	NIA	SCA-Derry, LLC	Ownership	72.000	UnitedHealth Group Incorporated		
		.0000	98-1460347				Diagnóstico Ecotomográfico Centromed Ltda.	CHL	NIA	Administradora Médica Centromed S.A.	Ownership	50.000	UnitedHealth Group Incorporated		
		.0000	98-1460347				Diagnóstico por Imágenes Centromed Ltda.	CHL	NIA	Centromed Quipué S.A.	Ownership	6.660	UnitedHealth Group Incorporated		
		.0000	33-0292435				Diagnóstico por Imágenes Centromed Ltda.	CHL	NIA	Administradora Médica Centromed S.A.	Ownership	93.340	UnitedHealth Group Incorporated		
		.0000	98-1285762				Digestive Disease Center, L.P.	CA	NIA	Beach Surgical Holdings LLC	Ownership	51.000	UnitedHealth Group Incorporated		2
		.0000	27-4022876				Dilab Medicina Nuclear Ltda.	BRA	NIA	Esho - Empresa de Serviços Hospitalares S.A.	Ownership	95.000	UnitedHealth Group Incorporated		
		.0000	38-3453193				Diplomat Blocker, Inc.	DE	NIA	Diplomat Pharmacy, Inc.	Ownership	100.000	UnitedHealth Group Incorporated		
		.0000	38-2063100				Diplomat Corporate Properties, LLC	MI	NIA	Diplomat Pharmacy, Inc.	Ownership	100.000	UnitedHealth Group Incorporated		
		.0000	20-8576702				Diplomat Pharmacy, Inc.	MI	NIA	OptumRx Holdings, LLC	Ownership	100.000	UnitedHealth Group Incorporated		
		.0000	46-1891272				Diplomat Specialty Pharmacy Great Lakes Distribution Center, LLC	MI	NIA	Diplomat Pharmacy, Inc.	Ownership	100.000	UnitedHealth Group Incorporated		
		.0000	20-3855530				Diplomat Specialty Pharmacy of Boothwyn, LLC	PA	NIA	Diplomat Specialty Pharmacy of Philadelphia, LLC	Ownership	100.000	UnitedHealth Group Incorporated		
		.0000	26-0146551				Diplomat Specialty Pharmacy of Chicago, LLC	MI	NIA	Diplomat Pharmacy, Inc.	Ownership	100.000	UnitedHealth Group Incorporated		
		.0000	94-3459971				Diplomat Specialty Pharmacy of Ft. Lauderdale, LLC	MI	NIA	Diplomat Pharmacy, Inc.	Ownership	100.000	UnitedHealth Group Incorporated		
		.0000	23-3102454				Diplomat Specialty Pharmacy of Los Angeles County, LLC	CA	NIA	Diplomat Pharmacy, Inc.	Ownership	100.000	UnitedHealth Group Incorporated		
		.0000	83-1252892				Diplomat Specialty Pharmacy of Philadelphia, LLC	PA	NIA	Diplomat Pharmacy, Inc.	Ownership	100.000	UnitedHealth Group Incorporated		
		.0000	30-0238641				Diplomat Specialty Pharmacy of Phoenix, LLC	MI	NIA	Diplomat Pharmacy, Inc.	Ownership	100.000	UnitedHealth Group Incorporated		
		.0000	47-2415159				Distance Learning Network, Inc.	DE	NIA	OptumHealth Holdings, LLC	Ownership	100.000	UnitedHealth Group Incorporated		
		.0000	26-4753954				divvyMED, LLC	DE	NIA	Penzo Enterprises, LLC	Ownership	100.000	UnitedHealth Group Incorporated		
		.0000	82-5264853				DocASAP India Technologies Private Limited	IND	NIA	DocASAP US, LLC	Ownership	9.174	UnitedHealth Group Incorporated		
		.0000	27-2176462				DocASAP India Technologies Private Limited	IND	NIA	DocASAP, Inc.	Ownership	90.826	UnitedHealth Group Incorporated		
		.0000	27-2499399				DocASAP US, LLC	DE	NIA	DocASAP, Inc.	Ownership	100.000	UnitedHealth Group Incorporated		
		.0000	82-5181311				DocASAP, Inc.	DE	NIA	OptumInsight, Inc.	Ownership	100.000	UnitedHealth Group Incorporated		
		.0000	27-2103713				Doctor + S.A.C.	PER	NIA	Pacifico S.A. Entidad Prestadora de Salud	Ownership	100.000	UnitedHealth Group Incorporated		
		.0000	82-0668583				Dry Creek Surgery Center, LLC	CO	NIA	SCA-Dry Creek, LLC	Ownership	66.950	UnitedHealth Group Incorporated		
		.0000	27-2499399				DSP Flint Real Estate, LLC	MI	NIA	Diplomat Pharmacy, Inc.	Ownership	100.000	UnitedHealth Group Incorporated		
		.0000	82-5181311				DSP-Building C, LLC	MI	NIA	Diplomat Pharmacy, Inc.	Ownership	100.000	UnitedHealth Group Incorporated		
		.0000	27-2103713				DTC Surgery Center, LLC	CO	NIA	SCA-Denver Physicians Holdings, LLC	Ownership	100.000	UnitedHealth Group Incorporated		
		.0000	82-0668583				Dublin Surgery Center, LLC	OH	NIA	SCA-Dublin, LLC	Ownership	56.096	UnitedHealth Group Incorporated		
		.0000	04-3106404				Duluth Surgical Suites, LLC	MN	NIA	SCA Duluth Holdings, LLC	Ownership	38.000	UnitedHealth Group Incorporated		2
		.0000	59-3625966				Duncan Printing Services LLC	SC	NIA	UnitedHealthcare Insurance Company	Ownership	100.000	UnitedHealth Group Incorporated		
		.0000	59-3705426				Durable Medical Equipment, Inc.	MA	NIA	Reliant Medical Group, Inc.	Ownership	100.000	UnitedHealth Group Incorporated		1
		.0000	95-4660712				DWIC of Tampa Bay, Inc.	FL	NIA	MedExpress Development, LLC	Ownership	100.000	UnitedHealth Group Incorporated		
		.0000	02-0593133				E Street Endoscopy, LLC	FL	NIA	West Coast Endoscopy Holdings, LLC	Ownership	51.000	UnitedHealth Group Incorporated		
		.0000	71-0923682				Ear Professionals International Corporation	DE	NIA	Specialty Benefits, LLC	Ownership	100.000	UnitedHealth Group Incorporated		
		.0000	84-1162764				East Brunswick Surgery Center, LLC	NJ	NIA	ASC Holdings of New Jersey, LLC	Ownership	99.510	UnitedHealth Group Incorporated		
		.0000	98-1339173				eCode Solutions, LLC	DE	NIA	Surgical Care Affiliates, LLC	Ownership	100.000	UnitedHealth Group Incorporated		
		.0000					Electronic Network Systems, Inc.	DE	NIA	Optum360 Solutions, LLC	Ownership	100.000	UnitedHealth Group Incorporated		
		.0000					Elual Participações S.A.	BRA	NIA	Amil Assistência Médica Internacional S.A.	Ownership	60.004	UnitedHealth Group Incorporated		

STATEMENT AS OF JUNE 30, 2021 OF THE UnitedHealthcare Plan of the River Valley, Inc.

**SCHEDULE Y**  
**PART 1A - DETAIL OF INSURANCE HOLDING COMPANY SYSTEM**

1	2	3	4	5	6	7	8	9	10	11	12	13	14	15	16
Group Code	Group Name	NAIC Company Code	ID Number	Federal RSSD	CIK	Name of Securities Exchange if Publicly Traded (U.S. or International)	Names of Parent, Subsidiaries Or Affiliates	Domi-ciliary Location	Relation-ship to Reporting Entity	Directly Controlled by (Name of Entity/Person)	Type of Control (Ownership, Board, Management, Attorney-in-Fact, Influence, Other)	If Control is Ownership Provide Percentage	Ultimate Controlling Entity(ies)/Person(s)	Is an SCA Filing Re-quired? (Y/N)	*
		.0000	98-1339173				Etual Participações S.A.	BRA	NIA	Esho – Empresa de Serviços Hospitalares S.A.	Ownership	39.996	UnitedHealth Group Incorporated		
		.0000					EM Orange Tree LLC	CA	NIA	EPIC Management Services, LLC	Ownership	100.000	UnitedHealth Group Incorporated		
		.0000	87-1240516				Emisar Pharma Services LLC	DE	NIA	Optum Pharma Services Holdings, Inc.	Ownership	100.000	UnitedHealth Group Incorporated		
		.0000	26-2195068				Empire Physician Management Company, LLC	CA	NIA	North American Medical Management California, Inc.	Ownership	100.000	UnitedHealth Group Incorporated		
		.0000	33-0181426				Empire Physicians' Medical Group, Inc.	CA	NIA	NAMM Medical Group Holdings, Inc.	Ownership	100.000	UnitedHealth Group Incorporated		1
		.0000	26-4682368				Employers' Health Choice PPO, Inc.	AR	NIA	HealthScope Benefits, Inc.	Ownership	50.000	UnitedHealth Group Incorporated		
		.0000					Empremédica S. A.	PER	NIA	Banmédica S.A.	Ownership	100.000	UnitedHealth Group Incorporated		
		.0000	77-0317478				Endoscopy Center Affiliates, Inc.	DE	NIA	National Surgery Centers, LLC	Ownership	100.000	UnitedHealth Group Incorporated		
.0707	UnitedHealth Group Incorporated	89087	75-1617708				Enterprise Life Insurance Company	TX	IA	Freedom Life Insurance Company of America	Ownership	100.000	UnitedHealth Group Incorporated		
		.0000					EP Campus I, LLC	DE	NIA	UnitedHealthcare Insurance Company	Ownership	100.000	UnitedHealth Group Incorporated		
		.0000	27-2767291				EPIC Health Plan	CA	NIA	EPIC Management Services, LLC	Ownership	100.000	UnitedHealth Group Incorporated		
		.0000	33-0654147				EPIC Management Services, LLC	DE	NIA	Collaborative Care Holdings, LLC	Ownership	100.000	UnitedHealth Group Incorporated		
		.0000	81-0732646				Equian Parent Corp.	DE	NIA	OptumInsight, Inc.	Ownership	100.000	UnitedHealth Group Incorporated		
		.0000	27-0083277				Equian, LLC	IN	NIA	Equian Parent Corp.	Ownership	100.000	UnitedHealth Group Incorporated		
		.0000					Esho – Empresa de Serviços Hospitalares S.A.	BRA	NIA	Anil Assistência Médica Internacional S.A.	Ownership	99.701	UnitedHealth Group Incorporated		
		.0000					Etho – Empresa de Tecnologia Hospitalar Ltda.	BRA	NIA	Anil Assistência Médica Internacional S.A.	Ownership	90.062	UnitedHealth Group Incorporated		
		.0000	98-1122399				Everett MSO, Inc.	WA	NIA	OptumCare Holdings, LLC	Ownership	100.000	UnitedHealth Group Incorporated		
		.0000	81-1070402				Everett Physicians, Inc. P.S.	WA	NIA	Physician(s) Owned	Influence	0.000	UnitedHealth Group Incorporated		1
		.0000	81-1625636				Excelsior Insurance Brokerage, Inc.	DE	NIA	HealthMarkets Insurance Agency, Inc.	Ownership	100.000	UnitedHealth Group Incorporated		
		.0000	20-0087132				Executive Health Resources, Inc.	PA	NIA	Optum360 Solutions, LLC	Ownership	100.000	UnitedHealth Group Incorporated		
		.0000	11-3669765				Executive Surgery Center, L.L.C.	TX	NIA	SCA-Houston Executive, LLC	Ownership	54.466	UnitedHealth Group Incorporated		
		.0000					Exploration for Mine Clearance LLC	IRQ	NIA	UnitedHealthcare Global Medical (UK) Limited	Ownership	100.000	UnitedHealth Group Incorporated		
		.0000	98-1259260				Eye Clinic Oftalmologia Clínico Cirúrgica e Diagnóstico Ltda.	BRA	NIA	Hospital Alvorada de Taguatinga Ltda.	Ownership	100.000	UnitedHealth Group Incorporated		
		.0000	27-0927202				Eye Specialists Surgery Centers LLC	IN	NIA	SCA AHN JV Holdings, LLC	Ownership	51.000	UnitedHealth Group Incorporated		
		.0000	88-0223385				Family Health Care Services	NV	NIA	Sierra Health Services, Inc.	Ownership	100.000	UnitedHealth Group Incorporated		
		.0000	88-0257036				Family Home Hospice, Inc.	NV	NIA	Sierra Health Services, Inc.	Ownership	100.000	UnitedHealth Group Incorporated		
		.0000	82-2929226				First Coast Orthopedic Center, LLC	FL	NIA	SCA-First Coast, LLC	Ownership	20.000	UnitedHealth Group Incorporated		2
		.0000	85-2966587				First Family Insurance, LLC	DE	NIA	Golden Rule Financial Corporation	Ownership	100.000	UnitedHealth Group Incorporated		
		.0000	47-2066485				First Hill Surgery Center, LLC	WA	NIA	Physician(s) Owned	Influence	0.000	UnitedHealth Group Incorporated		1
		.0000	62-1551098				Florence Surgery Center, L.P.	TN	NIA	SCA-Florence, LLC	Ownership	20.000	UnitedHealth Group Incorporated		2
		.0000	35-2456267				FMG Holdings, LLC	DE	NIA	UnitedHealth Group Incorporated	Ownership	98.704	UnitedHealth Group Incorporated		
		.0000	35-2456267				FMG Holdings, LLC	DE	NIA	Hygeia Corporation	Ownership	1.296	UnitedHealth Group Incorporated		
		.0000	11-2142060				Focus Rx Inc.	NY	NIA	Diplomat Pharmacy, Inc.	Ownership	100.000	UnitedHealth Group Incorporated		
		.0000	46-3275933				Focus Rx Pharmacy Services Inc.	NY	NIA	Diplomat Pharmacy, Inc.	Ownership	100.000	UnitedHealth Group Incorporated		
		.0000	86-0908902				For Health of Arizona, Inc.	AZ	NIA	For Health, Inc.	Ownership	100.000	UnitedHealth Group Incorporated		
		.0000	33-0766617				For Health, Inc.	DE	NIA	Inspiris, Inc.	Ownership	100.000	UnitedHealth Group Incorporated		
		.0000	77-0368346				Fort Worth Endoscopy Centers, LLC	TX	NIA	Surgical Care Affiliates, LLC	Influence	51.000	UnitedHealth Group Incorporated		
		.0000	86-0901608				Fortified Provider Network, Inc.	AZ	NIA	Equian Parent Corp.	Ownership	100.000	UnitedHealth Group Incorporated		
		.0000					Fortify Technologies Asia, LLC	PHL	NIA	Optum Labs, LLC	Ownership	99.990	UnitedHealth Group Incorporated		
		.0000	27-0695411				Fortify Technologies, LLC	MN	NIA	Optum Labs, LLC	Ownership	100.000	UnitedHealth Group Incorporated		
		.0000	20-4647560				Foundation Surgery Affiliate General of Huntingdon Valley, LLC	OK	NIA	Virtua-SCA Holdings II, LLC	Ownership	55.000	UnitedHealth Group Incorporated		2
		.0000	68-0499459				Foundation Surgery Affiliate of Huntingdon Valley, L.P.	OK	NIA	Virtua-SCA Holdings II, LLC	Ownership	54.450	UnitedHealth Group Incorporated		2
		.0000	20-3412606				Franklin Surgical Center LLC	NJ	NIA	SCA-Franklin, LLC	Ownership	50.626	UnitedHealth Group Incorporated		
.0707	UnitedHealth Group Incorporated	62324	61-1096685				Freedom Life Insurance Company of America	TX	IA	USHEALTH Group, Inc.	Ownership	100.000	UnitedHealth Group Incorporated		
		.0000	82-3453993				Freeway Surgicenter of Houston, LLC	TX	NIA	SCA-Freeway Holdings, LLC	Ownership	59.322	UnitedHealth Group Incorporated		

STATEMENT AS OF JUNE 30, 2021 OF THE UnitedHealthcare Plan of the River Valley, Inc.

**SCHEDULE Y**  
**PART 1A - DETAIL OF INSURANCE HOLDING COMPANY SYSTEM**

1	2	3	4	5	6	7	8	9	10	11	12	13	14	15	16
Group Code	Group Name	NAIC Company Code	ID Number	Federal RSSD	CIK	Name of Securities Exchange if Publicly Traded (U.S. or International)	Names of Parent, Subsidiaries Or Affiliates	Domi-ciliary Location	Relation-ship to Reporting Entity	Directly Controlled by (Name of Entity/Person)	Type of Control (Ownership, Board, Management, Attorney-in-Fact, Influence, Other)	If Control is Ownership Provide Percentage	Ultimate Controlling Entity(ies)/Person(s)	Is an SCA Filing Re-quired? (Y/N)	*
		.00000	98-1172769				Frontier Medex Tanzania Limited	.TZA	NIA	UnitedHealthcare Global Medical (UK) Limited	Ownership	99.000	UnitedHealth Group Incorporated		
		.00000	68-0679514				FrontierMEDEX (RMS), Inc.	.DE	NIA	FMG Holdings, LLC	Ownership	100.000	UnitedHealth Group Incorporated		
		.00000	45-5339512				FrontierMEDEX Government Services, LLC	.DE	NIA	FMG Holdings, LLC	Ownership	100.000	UnitedHealth Group Incorporated		
		.00000	98-1147103				FrontierMEDEX Kenya Limited	.KEN	NIA	UnitedHealthcare Global Medical (UK) Limited	Ownership	99.900	UnitedHealth Group Incorporated		
		.00000	98-1147103				FrontierMEDEX Kenya Limited	.KEN	NIA	UnitedHealthcare International I B.V.	Ownership	0.100	UnitedHealth Group Incorporated		
		.00000	98-1101521				FrontierMEDEX Limited	.IRQ	NIA	UnitedHealthcare Global Medical (UK) Limited	Ownership	100.000	UnitedHealth Group Incorporated		
		.00000	33-1219808				FrontierMEDEX US, Inc.	.DE	NIA	UnitedHealth Group Incorporated	Ownership	75.387	UnitedHealth Group Incorporated		
		.00000	33-1219808				FrontierMEDEX US, Inc.	.DE	NIA	FMG Holdings, LLC	Ownership	24.613	UnitedHealth Group Incorporated		
		.00000	52-2230470				FrontierMEDEX, Inc.	.MN	NIA	FrontierMEDEX US, Inc.	Ownership	100.000	UnitedHealth Group Incorporated		
		.00000					Fundación Barmédica	.CHL	NIA	Barmédica S.A.	Ownership	100.000	UnitedHealth Group Incorporated		
		.00000	63-0833765				Gadsden Surgery Center, LLC	.DE	NIA	SC Affiliates, LLC	Ownership	100.000	UnitedHealth Group Incorporated		
		.00000	27-0556097				Genoa Healthcare LLC	.PA	NIA	Specialized Pharmaceuticals, Inc.	Ownership	100.000	UnitedHealth Group Incorporated		
		.00000	47-3851949				Genoa Healthcare, Inc.	.DE	NIA	OptumRx Holdings, LLC	Ownership	100.000	UnitedHealth Group Incorporated		
		.00000	20-5009764				Genoa of Arkansas, LLC	.AR	NIA	Genoa Healthcare LLC	Ownership	100.000	UnitedHealth Group Incorporated		
		.00000					Genoa Technology (Canada) Inc.	.CAN	NIA	Genoa Technology, Inc.	Ownership	100.000	UnitedHealth Group Incorporated		
		.00000	38-4034308				Genoa Technology, Inc.	.DE	NIA	Genoa Healthcare LLC	Ownership	100.000	UnitedHealth Group Incorporated		
		.00000	45-3010132				Genoa Telepsychiatry, Inc.	.DE	NIA	Genoa Healthcare LLC	Ownership	100.000	UnitedHealth Group Incorporated		
		.00000	81-4703295				Genoa, QoL Wholesale, LLC	.DE	NIA	Genoa Healthcare LLC	Ownership	100.000	UnitedHealth Group Incorporated		
		.00000	37-0920164				gethealthinsurance.com Agency Inc.	.IN	NIA	Golden Rule Financial Corporation	Ownership	100.000	UnitedHealth Group Incorporated		
		.00000	65-1025514				Gladiolus Surgery Center, L.L.C.	.FL	NIA	SCA-Gladiolus, LLC	Ownership	50.789	UnitedHealth Group Incorporated		
		.00000	47-3495605				GLBESC, LLC	.DE	NIA	Beach Surgical Holdings LLC	Ownership	54.969	UnitedHealth Group Incorporated		2
		.00000	33-0595220				Glenwood Surgical Center, L.P.	.CA	NIA	SCA-Glenwood Holdings, LLC	Ownership	56.730	UnitedHealth Group Incorporated		
		.00000	62-1601450				Glenwood-SC, Inc.	.TN	NIA	SC Affiliates, LLC	Ownership	100.000	UnitedHealth Group Incorporated		
		.00000	84-2121021				Global One Administrators Southeast, LLC	.FL	NIA	Global One Ventures, LLC	Ownership	100.000	UnitedHealth Group Incorporated		
		.00000	27-3337336				Global One Ventures, LLC	.CA	NIA	SCA Global One Holdings, LLC	Ownership	100.000	UnitedHealth Group Incorporated		
		.00000	20-3420886				Golden Outlook, Inc.	.CA	NIA	Golden Rule Financial Corporation	Ownership	100.000	UnitedHealth Group Incorporated		
		.00000	37-0855360				Golden Rule Financial Corporation	.DE	NIA	UnitedHealth Group Incorporated	Ownership	100.000	UnitedHealth Group Incorporated		
.0707	UnitedHealth Group Incorporated	.62286	37-6028756	3057283			Golden Rule Insurance Company	.IN	IA	Golden Rule Financial Corporation	Ownership	100.000	UnitedHealth Group Incorporated		
		.00000	33-0529450				Golden Triangle Surgicenter, L.P.	.CA	NIA	Surgery Centers-West Holdings, LLC	Ownership	51.000	UnitedHealth Group Incorporated		
		.00000	52-1597483				Grandview Surgery Center, LTD.	.PA	NIA	Camp Hill Ambulatory Centers	Ownership	41.993	UnitedHealth Group Incorporated		2
		.00000	93-1237063				Grants Pass Surgery Center, LLC	.OR	NIA	SCA-Grants Pass, LLC	Ownership	51.000	UnitedHealth Group Incorporated		
		.00000					Grapevine Finance LLC	.DE	NIA	HealthMarkets, LLC	Ownership	100.000	UnitedHealth Group Incorporated		
		.00000	27-2337725				Greater Phoenix Collaborative Care, P.C.	.AZ	NIA	Physician(s) Owned	Influence	0.000	UnitedHealth Group Incorporated		1
		.00000	36-4053840				Greensboro Specialty Surgery Center, LLC	.NC	NIA	NSC Greensboro West, LLC	Ownership	50.100	UnitedHealth Group Incorporated		2
		.00000	74-2411643				Greenville Surgery Center, LLC	.TX	NIA	Surgical Care Affiliates, LLC	Influence	63.750	UnitedHealth Group Incorporated		
		.00000	85-3346468				Greenway Surgical Suites, LLC	.MN	NIA	SCA Greenway Holdings, LLC	Ownership	56.766	UnitedHealth Group Incorporated		2
		.00000	33-0749339				Grossmont Surgery Center, L.P.	.CA	NIA	SunSurgery, LLC	Ownership	1.000	UnitedHealth Group Incorporated		2
		.00000	33-0749339				Grossmont Surgery Center, L.P.	.CA	NIA	Medical Surgical Centers of America, Inc.	Ownership	33.645	UnitedHealth Group Incorporated		2
		.00000	01-0619096				Grove Place Surgery Center, L.L.C.	.FL	NIA	SCA-Grove Place, LLC	Ownership	51.000	UnitedHealth Group Incorporated		
		.00000	26-1227494				H.I. Investments Holding Company, LLC	.DE	NIA	Health Inventures, LLC	Ownership	100.000	UnitedHealth Group Incorporated		
		.00000	98-0213198				H&W Indemnity (SPC), Ltd.	.CYM	NIA	UnitedHealth Group Incorporated	Ownership	100.000	UnitedHealth Group Incorporated		
.0707	UnitedHealth Group Incorporated	.79480	35-1279304				Harken Health Insurance Company	.WI	IA	UnitedHealthcare, Inc.	Ownership	100.000	UnitedHealth Group Incorporated		
		.00000	58-2065044				Hawthorn Place Outpatient Surgery Center, L.P.	.GA	NIA	SHC Hawthorn, Inc.	Ownership	38.000	UnitedHealth Group Incorporated		2
		.00000	85-2037257				Hays JV Partners, LLC	.TX	NIA	SCA Hays Holdings, LLC	Ownership	31.373	UnitedHealth Group Incorporated		2
		.00000	27-4579547				Hays Surgery Center, LLC	.TX	NIA	SCA Hays Holdings, LLC	Ownership	9.000	UnitedHealth Group Incorporated		
		.00000	27-4579547				Hays Surgery Center, LLC	.TX	NIA	Hays JV Partners, LLC	Ownership	51.000	UnitedHealth Group Incorporated		
		.00000					HCentive Technology India Private Limited	.IND	NIA	UnitedHealth International, Inc.	Ownership	0.010	UnitedHealth Group Incorporated		
		.00000					HCentive Technology India Private Limited	.IND	NIA	hCentive, Inc.	Ownership	99.990	UnitedHealth Group Incorporated		
		.00000	27-0549481				hCentive, Inc.	.DE	NIA	Optum Government Solutions, Inc.	Ownership	100.000	UnitedHealth Group Incorporated		
		.00000	45-3007213				HCP ACO California, LLC	.CA	NIA	OptumCare Management, LLC	Ownership	100.000	UnitedHealth Group Incorporated		

STATEMENT AS OF JUNE 30, 2021 OF THE UnitedHealthcare Plan of the River Valley, Inc.

**SCHEDULE Y**  
**PART 1A - DETAIL OF INSURANCE HOLDING COMPANY SYSTEM**

1	2	3	4	5	6	7	8	9	10	11	12	13	14	15	16		
Group Code	Group Name	NAIC Company Code	ID Number	Federal RSSD	CIK	Name of Securities Exchange if Publicly Traded (U.S. or International)	Names of Parent, Subsidiaries Or Affiliates	Domiciliary Location	Relationship to Reporting Entity	Directly Controlled by (Name of Entity/Person)	Type of Control (Ownership, Board, Management, Attorney-in-Fact, Influence, Other)	If Control is Ownership Provide Percentage	Ultimate Controlling Entity(ies)/Person(s)	Is an SCA Filing Required? (Y/N)	*		
.0707	UnitedHealth Group Incorporated	.00000					HDI Seguros de Vida S.A.	.CHL	NIA	Banmédica S.A.	Ownership	100.000	UnitedHealth Group Incorporated				
		.00000					HDI Seguros de Vida S.A.	.CHL	NIA	Banmédica Internacional SpA	Ownership	0.000	UnitedHealth Group Incorporated				
		.00000	33-0673883					Health Care-ONE Insurance Agency, Inc.	.CA	NIA	USHEALTH Advisors, LLC	Ownership	50.000	UnitedHealth Group Incorporated			
		.00000	20-5944768					Health Inventures Employment Solutions, LLC	.DE	NIA	Health Inventures, LLC	Ownership	100.000	UnitedHealth Group Incorporated			
		.00000	04-3723090					Health Inventures, LLC	.DE	NIA	SC Affiliates, LLC	Ownership	100.000	UnitedHealth Group Incorporated			
		.96342	88-0201035					Health Plan of Nevada, Inc.	.NV	IA	Sierra Health Services, Inc.	Ownership	100.000	UnitedHealth Group Incorporated			
								HealthCare Partners Affiliates Medical Group			HealthCare Partners Associates Medical Group, P.C.	Ownership	95.000	UnitedHealth Group Incorporated		.1	
				.00000	95-4526112				HealthCare Partners ASC-HB, LLC	.CA	NIA	Talbert Medical Group, P.C.	Ownership	100.000	UnitedHealth Group Incorporated		.1
				.00000	26-4247365				HealthCare Partners ASC-LB, LLC	.CA	NIA	OptumCare Management, LLC	Ownership	99.000	UnitedHealth Group Incorporated		
				.00000	95-4628842				HealthCare Partners ASC-LB, LLC	.CA	NIA	HealthCare Partners Associates Medical Group, P.C.	Ownership	1.000	UnitedHealth Group Incorporated		
				.00000	45-5273760				HealthCare Partners Associates Medical Group, P.C.	.CA	NIA	Physician(s) Owned	Influence	0.000	UnitedHealth Group Incorporated		.1
				.00000	47-5274363				HealthCare Partners Management Services California, LLC	.DE	NIA	OptumCare Management, LLC	Ownership	100.000	UnitedHealth Group Incorporated		
				.00000	95-4340584				HealthCare Partners Medical Group, P.C.	.CA	NIA	Physician(s) Owned	Influence	0.000	UnitedHealth Group Incorporated		.1
				.00000	81-1080535				HealthCare Partners RE, LLC	.DE	NIA	OptumCare Holdings, LLC	Ownership	100.000	UnitedHealth Group Incorporated		
				.00000	77-0693060				Healthcare Solutions, Inc.	.DE	NIA	OptumRx Administrative Services, LLC	Ownership	100.000	UnitedHealth Group Incorporated		
				.00000	20-3349887				HealthEast Surgery Center-Maplewood, LLC	.MN	NIA	H.I. Investments Holding Company, LLC	Ownership	25.139	UnitedHealth Group Incorporated		.2
				.00000	47-2570595				HealthFirst IPA, Inc.	.CO	NIA	New West Physicians, Inc.	Ownership	100.000	UnitedHealth Group Incorporated		
				.00000	27-0277771				HealthMarkets Group, Inc.	.DE	NIA	HealthMarkets, LLC	Ownership	100.000	UnitedHealth Group Incorporated		
				.00000	46-1131431				HealthMarkets Insurance Agency, Inc.	.DE	NIA	HealthMarkets Group, Inc.	Ownership	100.000	UnitedHealth Group Incorporated		
				.00000	46-1131431				HealthMarkets Services, Inc.	.DE	NIA	HealthMarkets Group, Inc.	Ownership	100.000	UnitedHealth Group Incorporated		
		.00000	75-2044750	4346649			HealthMarkets, Inc.	.DE	NIA	Golden Rule Financial Corporation	Ownership	100.000	UnitedHealth Group Incorporated				
		.00000	83-2329503				HealthMarkets, LLC	.DE	NIA	HealthMarkets, Inc.	Ownership	100.000	UnitedHealth Group Incorporated				
		.00000	45-2548158				Healthplex America, LLC	.FL	NIA	Marlin Holding Company LLC	Ownership	100.000	UnitedHealth Group Incorporated				
		.00000	11-3554436				Healthplex Dental Services, Inc.	.FL	IA	Healthplex, Inc.	Ownership	100.000	UnitedHealth Group Incorporated				
		.11172	11-3469326				Healthplex I.P.A., Inc.	.NY	NIA	Healthplex, Inc.	Ownership	100.000	UnitedHealth Group Incorporated				
.0707	UnitedHealth Group Incorporated	.00000	20-8999255				Healthplex Insurance Company	.NY	IA	Healthplex, Inc.	Ownership	100.000	UnitedHealth Group Incorporated				
		.00000	20-5644765				Healthplex of CT, Inc.	.CT	NIA	Healthplex, Inc.	Ownership	100.000	UnitedHealth Group Incorporated				
		.00000	20-5644779				Healthplex of DC, Inc.	.DC	NIA	Healthplex, Inc.	Ownership	100.000	UnitedHealth Group Incorporated				
		.00000	32-0572262				Healthplex of MD, Inc.	.MD	NIA	Healthplex, Inc.	Ownership	100.000	UnitedHealth Group Incorporated				
		.00000	35-2633905				Healthplex of ME, Inc.	.ME	NIA	Healthplex, Inc.	Ownership	100.000	UnitedHealth Group Incorporated				
		.12830	20-5343824				Healthplex of NC, Inc.	.NC	NIA	Healthplex, Inc.	Ownership	100.000	UnitedHealth Group Incorporated				
		.00000	45-0705334				Healthplex of NJ, Inc.	.NJ	IA	Healthplex, Inc.	Ownership	100.000	UnitedHealth Group Incorporated				
		.00000	11-2714365				Healthplex of TX, Inc.	.TX	NIA	Healthplex, Inc.	Ownership	100.000	UnitedHealth Group Incorporated				
		.00000	71-0847266				Healthplex, Inc.	.NY	NIA	Healthplex America, LLC	Ownership	100.000	UnitedHealth Group Incorporated				
		.00000	47-1409110				HealthSCOPE Benefits, Inc.	.DE	NIA	HealthSCOPE Holdings, Inc.	Ownership	100.000	UnitedHealth Group Incorporated				
		.00000	83-2722254				HealthSCOPE Holdings, Inc.	.DE	NIA	UMR, Inc.	Ownership	100.000	UnitedHealth Group Incorporated				
		.00000	83-2722254				Heartland Heart and Vascular, LLC	.DE	NIA	SCA Heartland Holdings, LLC	Ownership	80.000	UnitedHealth Group Incorporated				
		.00000	98-1443161				Help Service S.A.	.CHL	NIA	Saden S.A.	Ownership	0.000	UnitedHealth Group Incorporated				
		.00000	98-1443161				Help Service S.A.	.CHL	NIA	Banmédica S.A.	Ownership	100.000	UnitedHealth Group Incorporated				
		.00000	98-1443161				Help SpA	.CHL	NIA	Saden S.A.	Ownership	0.000	UnitedHealth Group Incorporated				
		.00000	98-1443161				Help SpA	.CHL	NIA	Banmédica S.A.	Ownership	100.000	UnitedHealth Group Incorporated				
		.00000					Hemonefro – Hemodiálise e Nefrologia Ltda	.BRA	NIA	Esho – Empresa de Serviços Hospitalares S.A.	Ownership	32.420	UnitedHealth Group Incorporated		.2		
		.00000	46-5291602				HFHS-SCA Holdings, LLC	.MI	NIA	SC Affiliates, LLC	Ownership	49.000	UnitedHealth Group Incorporated		.2		
		.00000	84-1472832				Highlands Ranch Healthcare, LLC	.CO	NIA	Urgent Care MSO, LLC	Ownership	100.000	UnitedHealth Group Incorporated				
		.00000	98-1452260				Home Medical S.A.	.CHL	NIA	Saden S.A.	Ownership	0.002	UnitedHealth Group Incorporated				
		.00000	98-1452260				Home Medical S.A.	.CHL	NIA	Help SpA	Ownership	99.998	UnitedHealth Group Incorporated				
		.00000	81-0884465				Homecare Dimensions of Florida, Inc.	.TX	NIA	WellMed Networks, Inc.	Ownership	100.000	UnitedHealth Group Incorporated		.1		
		.00000	74-2758644				Homecare Dimensions, Inc.	.TX	NIA	WellMed Networks, Inc.	Ownership	100.000	UnitedHealth Group Incorporated		.1		
		.00000					Honodav SpA	.CHL	NIA	Servicios Integrados de Salud Ltda.	Ownership	1.000	UnitedHealth Group Incorporated				

STATEMENT AS OF JUNE 30, 2021 OF THE UnitedHealthcare Plan of the River Valley, Inc.

**SCHEDULE Y**  
**PART 1A - DETAIL OF INSURANCE HOLDING COMPANY SYSTEM**

1	2	3	4	5	6	7	8	9	10	11	12	13	14	15	16
Group Code	Group Name	NAIC Company Code	ID Number	Federal RSSD	CIK	Name of Securities Exchange if Publicly Traded (U.S. or International)	Names of Parent, Subsidiaries Or Affiliates	Domi-ciliary Location	Relation-ship to Reporting Entity	Directly Controlled by (Name of Entity/Person)	Type of Control (Ownership, Board, Management, Attorney-in-Fact, Influence, Other)	If Control is Ownership Provide Percentage	Ultimate Controlling Entity(ies)/Person(s)	Is an SCA Filing Re-quired? (Y/N)	*
		.0000					Honodav SpA	.CHL	NIA	Clínica Dávila y Servicios Médicos S.p.A.	Ownership	99.000	UnitedHealth Group Incorporated		
		.0000	20-8910978				Hospice Inspiris Holdings, Inc.	.TN	NIA	Inspiris, Inc.	Ownership	100.000	UnitedHealth Group Incorporated		
		.0000	98-1286038				Hospitais Associados de Pernambuco Ltda.	.BRA	NIA	Hospital Alvorada de Taguatinga Ltda.	Ownership	0.000	UnitedHealth Group Incorporated		
		.0000	98-1286038				Hospitais Associados de Pernambuco Ltda.	.BRA	NIA	Esho – Empresa de Serviços Hospitalares S.A.	Ownership	100.000	UnitedHealth Group Incorporated		
		.0000					Hospital Alvorada de Taguatinga Ltda.	.BRA	NIA	Esho – Empresa de Serviços Hospitalares S.A.	Ownership	7.841	UnitedHealth Group Incorporated		
		.0000					Hospital Alvorada de Taguatinga Ltda.	.BRA	NIA	Bosque Medical Center Ltda.	Ownership	7.205	UnitedHealth Group Incorporated		
		.0000					Hospital Alvorada de Taguatinga Ltda.	.BRA	NIA	Amil Assistência Médica Internacional S.A.	Ownership	84.954	UnitedHealth Group Incorporated		
		.0000	98-1389272				Hospital Ana Costa S.A.	.BRA	NIA	Hospital Alvorada de Taguatinga Ltda.	Ownership	51.786	UnitedHealth Group Incorporated		
		.0000	98-1389272				Hospital Ana Costa S.A.	.BRA	NIA	Plano de Saúde Ana Costa Ltda.	Ownership	48.168	UnitedHealth Group Incorporated		
		.0000	98-1310065				Hospital de Clínicas de Jacarepaguá Ltda.	.BRA	NIA	Esho – Empresa de Serviços Hospitalares S.A.	Ownership	100.000	UnitedHealth Group Incorporated		
		.0000	98-1310065				Hospital de Clínicas de Jacarepaguá Ltda.	.BRA	NIA	Cemed Care – Empresa de Atendimento Clínico Geral Ltda.	Ownership	0.000	UnitedHealth Group Incorporated		
		.0000	98-1332673				Hospital Santa Helena S.A.	.BRA	NIA	Esho – Empresa de Serviços Hospitalares S.A.	Ownership	50.563	UnitedHealth Group Incorporated		
		.0000	98-1332673				Hospital Santa Helena S.A.	.BRA	NIA	EIual Participações S.A.	Ownership	49.437	UnitedHealth Group Incorporated		
		.0000	26-2912304				Humedica, Inc.	.DE	NIA	United HealthCare Services, Inc.	Ownership	100.000	UnitedHealth Group Incorporated		
		.0000	36-4331825				Hygeia Corporation	.DE	NIA	UnitedHealth International, Inc.	Ownership	100.000	UnitedHealth Group Incorporated		
		.0000	98-1106075				Hygeia Corporation (Ontario)	.CAN	NIA	FrontierMEDEX US, Inc.	Ownership	100.000	UnitedHealth Group Incorporated		
		.0000	84-4865867				IHD Holdings, LLC	.DE	NIA	naviHealth, Inc.	Ownership	100.000	UnitedHealth Group Incorporated		
		.0000	82-1341098				Illinois Independent Care Network, LLC	.DE	NIA	Surgical Care Affiliates, LLC	Ownership	100.000	UnitedHealth Group Incorporated		
		.0000	98-1122694				Imed Star – Serviços de Desempenho Organizacional Ltda.	.BRA	NIA	UHG Brasil Participações S.A.	Ownership	0.000	UnitedHealth Group Incorporated		
		.0000	98-1122694				Imed Star – Serviços de Desempenho Organizacional Ltda.	.BRA	NIA	Optum Health & Technology Serviços do Brasil Ltda.	Ownership	100.000	UnitedHealth Group Incorporated		
		.0000	20-4351923				Impel Consulting Experts, L.L.C.	.TX	NIA	Impel Management Services, L.L.C.	Ownership	100.000	UnitedHealth Group Incorporated		
		.0000	75-2574317				Impel Management Services, L.L.C.	.TX	NIA	USMD Holdings, Inc.	Ownership	100.000	UnitedHealth Group Incorporated		
		.0000	27-3296953				IN Style OPTICAL, LLC	.MA	NIA	Reliant Medical Group, Inc.	Ownership	100.000	UnitedHealth Group Incorporated		
		.0000	45-4132005				Indiana Care Organization, LLC	.IN	NIA	AHW Target Holdings, LLC	Ownership	100.000	UnitedHealth Group Incorporated		1
		.0000	33-0618077				Inland Faculty Medical Group, Inc.	.CA	NIA	NAMM Medical Group Holdings, Inc.	Ownership	100.000	UnitedHealth Group Incorporated		1
		.0000	33-0018673				Inland Surgery Center, L.P.	.CA	NIA	SC Affiliates, LLC	Ownership	5.275	UnitedHealth Group Incorporated		
		.0000	33-0018673				Inland Surgery Center, L.P.	.CA	NIA	Redlands Ambulatory Surgery Center	Ownership	51.000	UnitedHealth Group Incorporated		
		.0000					Imobiliária Apoquindo 3001 S.A.	.CHL	NIA	Cobranzas Banmédica SpA	Ownership	0.001	UnitedHealth Group Incorporated		
		.0000					Imobiliária Apoquindo 3001 S.A.	.CHL	NIA	Imobiliária Apoquindo S.A.	Ownership	99.999	UnitedHealth Group Incorporated		
		.0000	98-1458683				Imobiliária Apoquindo 3600 Ltda.	.CHL	NIA	Imobiliária Apoquindo 3001 S.A.	Ownership	0.300	UnitedHealth Group Incorporated		
		.0000	98-1458683				Imobiliária Apoquindo 3600 Ltda.	.CHL	NIA	Banmédica S.A.	Ownership	99.700	UnitedHealth Group Incorporated		
		.0000	98-1443174				Imobiliária Apoquindo S.A.	.CHL	NIA	Banmédica S.A.	Ownership	100.000	UnitedHealth Group Incorporated		
		.0000	98-1443174				Imobiliária Apoquindo S.A.	.CHL	NIA	Saden S.A.	Ownership	0.000	UnitedHealth Group Incorporated		
		.0000	98-1458682				Imobiliária Clínica Santa María S.A.	.CHL	NIA	Banmédica S.A.	Ownership	99.510	UnitedHealth Group Incorporated		
		.0000	98-1454653				Imobiliária e Inversiones Alameda S.A.	.CHL	NIA	Banmédica S.A.	Ownership	99.980	UnitedHealth Group Incorporated		
		.0000	98-1454653				Imobiliária e Inversiones Alameda S.A.	.CHL	NIA	Saden S.A.	Ownership	0.020	UnitedHealth Group Incorporated		
		.0000	98-1460922				Imobiliária Viñamed Ltda.	.CHL	NIA	Administradora Médica Centromed S.A.	Ownership	99.900	UnitedHealth Group Incorporated		
		.0000	47-5640889				INOVB Surgical at Memorial City, LLC	.TX	NIA	Memorial City Partners, LLC	Ownership	100.000	UnitedHealth Group Incorporated		
		.0000	88-0482274				inPharmative, Inc.	.NV	NIA	OptumRx Health Solutions, LLC	Ownership	100.000	UnitedHealth Group Incorporated		
		.0000	45-2563134				Inspiris Medical Services of New Jersey, P.C.	.NJ	NIA	Physician(s) Owned	Influence	0.000	UnitedHealth Group Incorporated		1
		.0000	27-1561674				INSPIRIS of Michigan Medical Services, P.C.	.MI	NIA	Physician(s) Owned	Influence	0.000	UnitedHealth Group Incorporated		1
		.0000	13-4168739				INSPIRIS of New York Medical Services, P.C.	.NY	NIA	Physician(s) Owned	Influence	0.000	UnitedHealth Group Incorporated		1
		.0000	26-2895670				INSPIRIS of Pennsylvania Medical Services, P.C.	.PA	NIA	Physician(s) Owned	Influence	0.000	UnitedHealth Group Incorporated		1
		.0000	26-2885572				INSPIRIS of Texas Physician Group	.TX	NIA	Optum Care Services Company	Ownership	100.000	UnitedHealth Group Incorporated		

16.10

STATEMENT AS OF JUNE 30, 2021 OF THE UnitedHealthcare Plan of the River Valley, Inc.

**SCHEDULE Y**  
**PART 1A - DETAIL OF INSURANCE HOLDING COMPANY SYSTEM**

1	2	3	4	5	6	7	8	9	10	11	12	13	14	15	16
Group Code	Group Name	NAIC Company Code	ID Number	Federal RSSD	CIK	Name of Securities Exchange if Publicly Traded (U.S. or International)	Names of Parent, Subsidiaries Or Affiliates	Domiciliary Location	Relationship to Reporting Entity	Directly Controlled by (Name of Entity/Person)	Type of Control (Ownership, Board, Management, Attorney-in-Fact, Influence, Other)	If Control is Ownership Provide Percentage	Ultimate Controlling Entity(ies)/Person(s)	Is an SCA Filing Required? (Y/N)	*
		.0000	33-0766366				Inspiris, Inc.	DE	NIA	Collaborative Care Holdings, LLC	Ownership	100.000	UnitedHealth Group Incorporated		
		.0000					Instituto do Radium de Campinas Ltda	BRA	NIA	COI - Clínicas Oncológicas Integradas S.A.	Ownership	100.000	UnitedHealth Group Incorporated		
		.0000					Instituto do Radium de Campinas Ltda	BRA	NIA	Esho - Empresa de Serviços Hospitalares S.A.	Ownership	0.000	UnitedHealth Group Incorporated		
.0707	UnitedHealth Group Incorporated	.0000	95-0856292				Inter-Hospital Physicians Association, Inc.	OR	NIA	Optum Oregon MSO, LLC	Ownership	100.000	UnitedHealth Group Incorporated		
		.11173	22-2321226				International Healthcare Services, Inc.	NJ	IA	Healthplex, Inc.	Ownership	100.000	UnitedHealth Group Incorporated		
		.00000	46-2215497				InTouch Pharmacy LLC	GA	NIA	Diplomat Pharmacy, Inc.	Ownership	100.000	UnitedHealth Group Incorporated		
		.00000	98-1452273				Inversiones Clínicas Santa María SpA	CHL	NIA	Banmédica S.A.	Ownership	100.000	UnitedHealth Group Incorporated		
		.00000	98-1448096				Isapre Banmédica S.A.	CHL	NIA	Clínica Dávila y Servicios Médicos S.p.A.	Ownership	0.000	UnitedHealth Group Incorporated		
		.00000	98-1448096				Isapre Banmédica S.A.	CHL	NIA	Banmédica S.A.	Ownership	100.000	UnitedHealth Group Incorporated		
		.00000	20-5337793				Johnston Surgicare, L.P.	RI	NIA	Surgery Center Holding, LLC	Ownership	1.000	UnitedHealth Group Incorporated		
		.00000	74-2544709				Joliet Surgery Center Limited Partnership	IL	NIA	Surgicare of Joliet, Inc.	Ownership	55.031	UnitedHealth Group Incorporated		
		.00000	68-0624157				Jordan Ridge Family Medicine, LLC	DE	NIA	Collaborative Care Services, Inc.	Ownership	100.000	UnitedHealth Group Incorporated		
		.00000	46-4755857				Joyable, Inc.	DE	NIA	AbleTo, Inc.	Ownership	100.000	UnitedHealth Group Incorporated		
		.00000	83-2306992				JPM Healthcare LLC	DE	NIA	SCA-JPM Holdings, LLC	Ownership	51.000	UnitedHealth Group Incorporated		
		.00000	86-2407758				Kokomo Outpatient Surgery Center, LLC	IN	NIA	SC Affiliates, LLC	Ownership	100.000	UnitedHealth Group Incorporated		
		.00000	98-1456202				Laboratorio ROE S.A.	PER	NIA	Pacifico S.A. Entidad Prestadora de Salud	Ownership	100.000	UnitedHealth Group Incorporated		
		.00000					Laboratorios Médicos Amed Quilpué S.A.	CHL	NIA	Servicios Médicos Amed Quilpué S.A.	Ownership	0.100	UnitedHealth Group Incorporated		
		.00000					Laboratorios Médicos Amed Quilpué S.A.	CHL	NIA	Centromed Quilpué S.A.	Ownership	99.900	UnitedHealth Group Incorporated		
		.00000	36-4886532				Landmark Connect of California, PC	CA	NIA	Physician(s) Owned	Influence	0.000	UnitedHealth Group Incorporated		.1
		.00000	82-4121823				Landmark Connect of Oregon, P.C.	OR	NIA	Physician(s) Owned	Influence	0.000	UnitedHealth Group Incorporated		.1
		.00000	82-4513634				Landmark Connect of Pennsylvania, PC	PA	NIA	Physician(s) Owned	Influence	0.000	UnitedHealth Group Incorporated		.1
		.00000	82-4273042				Landmark Connect of Washington, P.C.	WA	NIA	Physician(s) Owned	Influence	0.000	UnitedHealth Group Incorporated		.1
		.00000	82-5437916				Landmark Group Holdings, LLC	DE	NIA	Laser Acquisition Holdings III, LLC	Ownership	100.000	UnitedHealth Group Incorporated		
		.00000	61-1889043				Landmark Health Holdings, LLC	DE	NIA	Landmark Intermediate Holdings, LLC	Ownership	100.000	UnitedHealth Group Incorporated		
		.00000	36-4785073				Landmark Health NY IPA, LLC	NY	NIA	Landmark Health, LLC	Ownership	100.000	UnitedHealth Group Incorporated		
		.00000	37-1774991				Landmark Health NY PO, LLC	DE	NIA	Landmark Health, LLC	Ownership	100.000	UnitedHealth Group Incorporated		
		.00000	35-2547489				Landmark Health of California, LLC	DE	NIA	Landmark Health, LLC	Ownership	100.000	UnitedHealth Group Incorporated		
		.00000	35-2616929				Landmark Health of Massachusetts, LLC	DE	NIA	Landmark Health, LLC	Ownership	100.000	UnitedHealth Group Incorporated		
		.00000	37-1880434				Landmark Health of North Carolina, LLC	NC	NIA	Landmark MSO, LLC	Ownership	100.000	UnitedHealth Group Incorporated		
		.00000	38-3952354				Landmark Health of Oregon, LLC	DE	NIA	Landmark Health, LLC	Ownership	100.000	UnitedHealth Group Incorporated		
		.00000	61-1781940				Landmark Health of Pennsylvania, LLC	DE	NIA	Landmark Health, LLC	Ownership	100.000	UnitedHealth Group Incorporated		
		.00000	61-1752988				Landmark Health of Washington, LLC	DE	NIA	Landmark Health, LLC	Ownership	100.000	UnitedHealth Group Incorporated		
		.00000					Landmark Health Technologies Private Limited								
		.00000					Landmark Health Technologies Private Limited	IND	NIA	Landmark India, LLC	Ownership	0.010	UnitedHealth Group Incorporated		
		.00000					Landmark Health, LLC	IND	NIA	Landmark Health, LLC	Ownership	99.990	UnitedHealth Group Incorporated		
		.00000	46-3015502				Landmark Health, LLC	DE	NIA	Landmark Health Holdings, LLC	Ownership	100.000	UnitedHealth Group Incorporated		
		.00000	37-1776229				Landmark India, LLC	DE	NIA	Landmark Health, LLC	Ownership	100.000	UnitedHealth Group Incorporated		
		.00000	61-1888278				Landmark Intermediate Holdings, LLC	DE	NIA	Landmark Group Holdings, LLC	Ownership	100.000	UnitedHealth Group Incorporated		
		.00000	85-0997438				Landmark Medical of Arkansas, P.A.	AR	NIA	Physician(s) Owned	Influence	0.000	UnitedHealth Group Incorporated		.1
		.00000	47-4553619				Landmark Medical of California, PC	CA	NIA	Physician(s) Owned	Influence	0.000	UnitedHealth Group Incorporated		.1
		.00000	83-2295301				Landmark Medical of Connecticut, PC	CT	NIA	Physician(s) Owned	Influence	0.000	UnitedHealth Group Incorporated		.1
		.00000	85-0838149				Landmark Medical of Florida, P.A.	FL	NIA	Physician(s) Owned	Influence	0.000	UnitedHealth Group Incorporated		.1
		.00000	82-4633545				Landmark Medical of Kansas, P.A.	KS	NIA	Physician(s) Owned	Influence	0.000	UnitedHealth Group Incorporated		.1
		.00000	82-4881602				Landmark Medical of Kentucky, PSC	KY	NIA	Physician(s) Owned	Influence	0.000	UnitedHealth Group Incorporated		.1
		.00000					Landmark Medical of Louisiana, a Professional Corporation	LA	NIA	Physician(s) Owned	Influence	0.000	UnitedHealth Group Incorporated		.1
		.00000	81-5364097				Landmark Medical of Massachusetts, PLLC	MA	NIA	Physician(s) Owned	Influence	0.000	UnitedHealth Group Incorporated		.1
		.00000	86-3599871				Landmark Medical of Michigan, P.C.	MI	NIA	Physician(s) Owned	Influence	0.000	UnitedHealth Group Incorporated		.1
		.00000	82-5084178				Landmark Medical of Mississippi, P.C.	MS	NIA	Physician(s) Owned	Influence	0.000	UnitedHealth Group Incorporated		.1
		.00000	82-4857713				Landmark Medical of Missouri, P.C.	MO	NIA	Physician(s) Owned	Influence	0.000	UnitedHealth Group Incorporated		.1
		.00000	85-1174070				Landmark Medical of New Hampshire, P.C.	NH	NIA	Physician(s) Owned	Influence	0.000	UnitedHealth Group Incorporated		.1



STATEMENT AS OF JUNE 30, 2021 OF THE UnitedHealthcare Plan of the River Valley, Inc.

**SCHEDULE Y**  
**PART 1A - DETAIL OF INSURANCE HOLDING COMPANY SYSTEM**

1	2	3	4	5	6	7	8	9	10	11	12	13	14	15	16
Group Code	Group Name	NAIC Company Code	ID Number	Federal RSSD	CIK	Name of Securities Exchange if Publicly Traded (U.S. or International)	Names of Parent, Subsidiaries Or Affiliates	Domi-ciliary Location	Relation-ship to Reporting Entity	Directly Controlled by (Name of Entity/Person)	Type of Control (Ownership, Board, Management, Attorney-in-Fact, Influence, Other)	If Control is Ownership Provide Percentage	Ultimate Controlling Entity(ies)/Person(s)	Is an SCA Filing Re-quired? (Y/N)	*
		.0000	82-4256752				Landmark Medical of North Carolina, P.C. ....	NC	NIA	Physician(s) Owned	Influence.....	0.000	UnitedHealth Group Incorporated		.1
		.0000	82-4864947				Landmark Medical of Ohio, Professional Corporation	OH	NIA	Physician(s) Owned	Influence.....	0.000	UnitedHealth Group Incorporated		.1
		.0000	47-2926188				Landmark Medical of Oregon, PC	OR	NIA	Physician(s) Owned	Influence.....	0.000	UnitedHealth Group Incorporated		.1
		.0000	81-1605378				Landmark Medical of Pennsylvania, PC	PA	NIA	Physician(s) Owned	Influence.....	0.000	UnitedHealth Group Incorporated		.1
		.0000	84-2830065				Landmark Medical of Rhode Island, PC	RI	NIA	Physician(s) Owned	Influence.....	0.000	UnitedHealth Group Incorporated		.1
		.0000	83-2296389				Landmark Medical of Texas, PA	TX	NIA	Physician(s) Owned	Influence.....	0.000	UnitedHealth Group Incorporated		.1
		.0000	84-2660339				Landmark Medical of Utah, PC	UT	NIA	Physician(s) Owned	Influence.....	0.000	UnitedHealth Group Incorporated		.1
		.0000	85-0839774				Landmark Medical of Virginia, P.C.	VA	NIA	Physician(s) Owned	Influence.....	0.000	UnitedHealth Group Incorporated		.1
		.0000	47-3028655				Landmark Medical of Washington, PC	WA	NIA	Physician(s) Owned	Influence.....	0.000	UnitedHealth Group Incorporated		.1
		.0000	47-1588943				Landmark Medical, P.C.	NY	NIA	Physician(s) Owned	Influence.....	0.000	UnitedHealth Group Incorporated		.1
		.0000					Landmark Merger Sub, LLC	DE	NIA	Landmark Health Holdings, LLC	Ownership.....	100.000	UnitedHealth Group Incorporated		
		.0000	32-0446592				Landmark MSO, LLC	DE	NIA	Landmark Health, LLC	Ownership.....	100.000	UnitedHealth Group Incorporated		
		.0000	85-3189716				Landmark Primary Care, LLC	DE	NIA	Landmark Health, LLC	Ownership.....	100.000	UnitedHealth Group Incorporated		
		.0000					Laser Acquisition Holdings III, LLC	DE	NIA	OptumHealth Holdings, LLC	Ownership.....	100.000	UnitedHealth Group Incorporated		
		.0000	81-3732334				LDI Holding Company, LLC	DE	NIA	LDI Nautic VIII-A Blocker, LLC	Ownership.....	9.400	UnitedHealth Group Incorporated		
		.0000	81-3732334				LDI Holding Company, LLC	DE	NIA	LDI Nautic VII Blocker, LLC	Ownership.....	17.600	UnitedHealth Group Incorporated		
		.0000	81-3732334				LDI Holding Company, LLC	DE	NIA	Oak HC/FT LDI Blocker, LLC	Ownership.....	17.900	UnitedHealth Group Incorporated		
		.0000	81-3732334				LDI Holding Company, LLC	DE	NIA	Diplomat Pharmacy, Inc.	Ownership.....	55.100	UnitedHealth Group Incorporated		
		.0000	38-4062192				LDI Management Services, LLC	DE	NIA	LDI Holding Company, LLC	Ownership.....	100.000	UnitedHealth Group Incorporated		
		.0000	81-4123171				LDI Nautic VII Blocker, LLC	DE	NIA	Diplomat Pharmacy, Inc.	Ownership.....	100.000	UnitedHealth Group Incorporated		
		.0000	81-4246034				LDI Nautic VIII-A Blocker, LLC	DE	NIA	Diplomat Pharmacy, Inc.	Ownership.....	100.000	UnitedHealth Group Incorporated		
		.0000	81-3741657				Leehar Distributors, LLC	DE	NIA	LDI Holding Company, LLC	Ownership.....	100.000	UnitedHealth Group Incorporated		
		.0000	32-0543788				Level2 Health Holdings, Inc.	DE	NIA	UnitedHealth Group Ventures, LLC	Ownership.....	100.000	UnitedHealth Group Incorporated		
		.0000	82-3161933				Level2 Health IPA, LLC	DE	NIA	Level2 Health Holdings, Inc.	Ownership.....	100.000	UnitedHealth Group Incorporated		
		.0000	82-3130872				Level2 Health Management, LLC	DE	NIA	Level2 Health Holdings, Inc.	Ownership.....	100.000	UnitedHealth Group Incorporated		
		.0000	84-5003916				Level2 Medical Services, P.A.	DE	NIA	Physician(s) Owned	Influence.....	0.000	UnitedHealth Group Incorporated		.1
		.0000	86-3756888				Level2 Medical Services, P.C. Alaska	AK	NIA	Physician(s) Owned	Influence.....	0.000	UnitedHealth Group Incorporated		.1
		.0000					Level2 Medical Services, P.C. California	CA	NIA	Physician(s) Owned	Influence.....	0.000	UnitedHealth Group Incorporated		.1
		.0000	61-1028180				Lexington Surgery Center, Ltd.	KY	NIA	Surgery Center of Lexington, LLC	Ownership.....	77.000	UnitedHealth Group Incorporated		.2
		.0000	36-3468942				LGH-A/Golf ASTC, L.L.C.	IL	NIA	Advocate-SCA Partners, LLC	Ownership.....	49.000	UnitedHealth Group Incorporated		.2
		.0000	81-4465348				Liberty Anesthesia Services, LLC	IL	NIA	SCA-Winchester, LLC	Ownership.....	25.000	UnitedHealth Group Incorporated		.2
		.0000					Lifeprint Accountable Care Organization, LLC	DE	NIA	Collaborative Care Holdings, LLC	Ownership.....	100.000	UnitedHealth Group Incorporated		
		.0000	32-0409538				LifePrint Health, Inc.	DE	NIA	Collaborative Care Holdings, LLC	Ownership.....	100.000	UnitedHealth Group Incorporated		
		.0000	27-2309024				Lifelife, Ltd. Co.	GA	NIA	HealthScope Benefits, Inc.	Ownership.....	100.000	UnitedHealth Group Incorporated		
		.0000	58-2305878				Limestone Medical Center, LLC	DE	NIA	Virtua-SCA Holdings II, LLC	Ownership.....	60.000	UnitedHealth Group Incorporated		.2
		.0000	51-0277181				Logistics Health, Inc.	WI	NIA	OptumHealth Holdings, LLC	Ownership.....	100.000	UnitedHealth Group Incorporated		
		.0000	98-1974851				Lotten-Eyes Oftalmologia Clinica e Cirurgica Ltda	BRA	NIA	Hospital Alvorada de Taguatinga Ltda.	Ownership.....	100.000	UnitedHealth Group Incorporated		
		.0000	98-1337963				Lotten-Eyes Oftalmologia Clinica e Cirurgica Ltda	BRA	NIA	Esho - Empresa de Serviços Hospitalares S.A.	Ownership.....	0.000	UnitedHealth Group Incorporated		
		.0000	98-1337963				Louisville S.C., Ltd.	KY	NIA	Surgery Center of Louisville, LLC	Ownership.....	59.400	UnitedHealth Group Incorporated		
		.0000	62-1179566				Louisville-SC Properties, Inc.	KY	NIA	SC Affiliates, LLC	Ownership.....	100.000	UnitedHealth Group Incorporated		
		.0000	36-4119519				Loyola Ambulatory Surgery Center at Oakbrook, Inc.	IL	NIA	ASC Network, LLC	Ownership.....	100.000	UnitedHealth Group Incorporated		
		.0000	36-4119522				Loyola Ambulatory Surgery Center at Oakbrook, L.P.	IL	NIA	Oakbrook, Inc.	Ownership.....	45.000	UnitedHealth Group Incorporated		.2
		.0000	98-1137620				Lusiadas - Parcerias Cascais, S.A.	PRT	NIA	Lusiadas, SGPS, S.A.	Ownership.....	100.000	UnitedHealth Group Incorporated		
		.0000	98-1139095				Lusiadas A.C.E.	PRT	NIA	Clinica Médico Cirúrgica de Santa Tecla, S.A.	Ownership.....	5.000	UnitedHealth Group Incorporated		
		.0000	98-1139095				Lusiadas A.C.E.	PRT	NIA	Lusiadas - Parcerias Cascais, S.A.	Ownership.....	10.000	UnitedHealth Group Incorporated		
		.0000	98-1139095				Lusiadas A.C.E.	PRT	NIA	Lusiadas, SGPS, S.A.	Ownership.....	55.000	UnitedHealth Group Incorporated		
		.0000	98-1139095				Lusiadas A.C.E.	PRT	NIA	Lusiadas, S.A.	Ownership.....	20.000	UnitedHealth Group Incorporated		

16.12

STATEMENT AS OF JUNE 30, 2021 OF THE UnitedHealthcare Plan of the River Valley, Inc.

**SCHEDULE Y**  
**PART 1A - DETAIL OF INSURANCE HOLDING COMPANY SYSTEM**

1	2	3	4	5	6	7	8	9	10	11	12	13	14	15	16
Group Code	Group Name	NAIC Company Code	ID Number	Federal RSSD	CIK	Name of Securities Exchange if Publicly Traded (U.S. or International)	Names of Parent, Subsidiaries Or Affiliates	Domi-ciliary Loca-tion	Relation-ship to Reporting Entity	Directly Controlled by (Name of Entity/Person)	Type of Control (Ownership, Board, Management, Attorney-in-Fact, Influence, Other)	If Control is Ownership Provide Percentage	Ultimate Controlling Entity(ies)/Person(s)	Is an SCA Filing Re-quired? (Y/N)	*
		.0000	98-1139095				Lusiadas A.C.E.	.PRT	NIA	CLISA – Clínica de Santo Antônio, S.A.	Ownership	10.000	UnitedHealth Group Incorporated		
		.0000	98-1139089				Lusiadas, S.A.	.PRT	NIA	Lusiadas, SGPS, S.A.	Ownership	100.000	UnitedHealth Group Incorporated		
		.0000	98-1138570				Lusiadas, SGPS, S.A.	.PRT	NIA	AMIL International S.á.r.l.	Ownership	100.000	UnitedHealth Group Incorporated		
		.0000	02-0749532				Lutheran Campus ASC, LLC	.CO	NIA	SCLHS-SCA Holdings, LLC	Ownership	57.850	UnitedHealth Group Incorporated		
.0707	UnitedHealth Group Incorporated	.60321	52-1803283				MAMSI Life and Health Insurance Company	.MD	.IA	United HealthCare Services, Inc.	Ownership	100.000	UnitedHealth Group Incorporated		
.0707	UnitedHealth Group Incorporated	.52014	65-0303864				Managed Care of North America, Inc.	.FL	.IA	MCNA Health Care Holdings, LLC	Ownership	100.000	UnitedHealth Group Incorporated		
		.0000	14-1782475				Managed Physical Network, Inc.	.NY	NIA	OptumHealth Care Solutions, LLC	Ownership	100.000	UnitedHealth Group Incorporated		
		.0000	20-2880404				March Holdings, Inc.	.CA	NIA	Specialty Benefits, LLC	Ownership	100.000	UnitedHealth Group Incorporated		
		.0000	95-4874334				March Vision Care Group, Incorporated	.CA	NIA	California Spring Holdings, PC	Ownership	100.000	UnitedHealth Group Incorporated		.1
		.0000	27-3115058				March Vision Care IPA, Inc.	.NY	NIA	March Vision Care Group, Incorporated	Ownership	100.000	UnitedHealth Group Incorporated		.1
		.0000	45-4227915				March Vision Care of Texas, Inc.	.TX	NIA	March Vision Care Group, Incorporated	Ownership	100.000	UnitedHealth Group Incorporated		.1
		.0000	20-3042852				March Vision Care, Inc.	.CA	NIA	March Holdings, Inc.	Ownership	100.000	UnitedHealth Group Incorporated		
		.0000	94-3377073				Marin Health Ventures, LLC	.CA	NIA	Marin Specialty Surgery Center, LLC	Ownership	100.000	UnitedHealth Group Incorporated		
		.0000	26-2637247				Marin Specialty Surgery Center, LLC	.CA	NIA	MGH/SCA, LLC	Ownership	51.000	UnitedHealth Group Incorporated		
		.0000	26-2601943				Marin Surgery Holdings, Inc.	.DE	NIA	SC Affiliates, LLC	Ownership	100.000	UnitedHealth Group Incorporated		
		.0000	85-2924503				Marlin Holding Company LLC	.DE	NIA	Specialty Benefits, LLC	Ownership	100.000	UnitedHealth Group Incorporated		
		.0000	52-1456812				Maryland Ambulatory Centers, LLC	.MD	NIA	Surgery Center of Ellicott City, Inc.	Ownership	50.000	UnitedHealth Group Incorporated		
		.0000	52-1456812				Maryland Ambulatory Centers, LLC	.MD	NIA	Maryland-SCA Centers, LLC	Ownership	44.118	UnitedHealth Group Incorporated		
		.0000	52-1401791				Maryland-SCA Centers, LLC	.DE	NIA	SC Affiliates, LLC	Ownership	100.000	UnitedHealth Group Incorporated		
		.0000					Massachusetts Assurance Company, Ltd. PIC	.CYM	NIA	H&W Indemnity (SPC), Ltd.	Ownership	99.992	UnitedHealth Group Incorporated		
		.0000					Massachusetts Assurance Company, Ltd. PIC	.CYM	NIA	Collaborative Care Holdings, LLC	Ownership	0.008	UnitedHealth Group Incorporated		
		.0000	20-0815305				Massachusetts Avenue Surgery Center, LLC	.MD	NIA	SCA-Bethesda, LLC	Ownership	53.867	UnitedHealth Group Incorporated		
		.0000	43-1967820				MAT-RX DEVELOPMENT, L.L.C.	.TX	NIA	WellMed Networks, Inc.	Ownership	100.000	UnitedHealth Group Incorporated		.1
		.0000	35-2262695				Mat-Rx Fort Worth GP, L.L.C.	.TX	NIA	MAT-RX DEVELOPMENT, L.L.C.	Ownership	100.000	UnitedHealth Group Incorporated		.1
		.0000	62-1600267				McKenzie Surgery Center, L.P.	.TN	NIA	SCA-Eugene, Inc.	Ownership	29.000	UnitedHealth Group Incorporated		.2
		.0000	45-2542951				MCNA Health Care Holdings, LLC	.FL	NIA	Marlin Holding Company LLC	Ownership	100.000	UnitedHealth Group Incorporated		
.0707	UnitedHealth Group Incorporated	.14063	52-2459969				MCNA Insurance Company	.TX	.IA	MCNA Health Care Holdings, LLC	Ownership	100.000	UnitedHealth Group Incorporated		
		.0000	45-3641822				MCNA Systems Corp.	.FL	NIA	MCNA Health Care Holdings, LLC	Ownership	100.000	UnitedHealth Group Incorporated		
		.0000	42-1741594				MD Ops, Inc.	.CA	NIA	North American Medical Management California, Inc.	Ownership	100.000	UnitedHealth Group Incorporated		
.0707	UnitedHealth Group Incorporated	.96310	52-1169135				MD-Individual Practice Association, Inc.	.MD	.IA	United HealthCare Services, Inc.	Ownership	100.000	UnitedHealth Group Incorporated		
		.0000	83-1183650				ME AHS UC LLC	.DE	NIA	Urgent Care MSO, LLC	Ownership	70.000	UnitedHealth Group Incorporated		
		.0000	81-0936574				ME Urgent Care Nebraska, Inc.	.NE	NIA	Physician(s) Owned	Influence	0.000	UnitedHealth Group Incorporated		.1
		.0000	98-1286220				Medalliance Net Ltda.	.BRA	NIA	Brasil Ltda.	Ownership	100.000	UnitedHealth Group Incorporated		
		.0000	98-1286220				Medalliance Net Ltda.	.BRA	NIA	UHG Brasil Participações S.A.	Ownership	0.000	UnitedHealth Group Incorporated		
		.0000	52-2178531				MEDEX Insurance Services, Inc.	.MD	NIA	FrontierMEDEX, Inc.	Ownership	100.000	UnitedHealth Group Incorporated		
		.0000	20-3824377				MedExpress Development, LLC	.FL	NIA	Urgent Care MSO, LLC	Ownership	100.000	UnitedHealth Group Incorporated		
		.0000	81-1265129				MedExpress Employed Services, Inc.	.DE	NIA	Physician(s) Owned	Influence	0.000	UnitedHealth Group Incorporated		.1
		.0000	81-4550969				MedExpress Primary Care Arizona, P.C.	.AZ	NIA	Physician(s) Owned	Influence	0.000	UnitedHealth Group Incorporated		.1
		.0000	84-4234388				MedExpress Primary Care Arkansas, P.A.	.AR	NIA	Physician(s) Owned	Influence	0.000	UnitedHealth Group Incorporated		.1
		.0000	81-4605885				MedExpress Primary Care Kansas, P.A.	.KS	NIA	Physician(s) Owned	Influence	0.000	UnitedHealth Group Incorporated		.1
		.0000	82-3384324				MedExpress Primary Care Maryland, P.C.	.MD	NIA	Physician(s) Owned	Influence	0.000	UnitedHealth Group Incorporated		.1
		.0000	82-1096099				MedExpress Primary Care Massachusetts, P.C.	.MA	NIA	Physician(s) Owned	Influence	0.000	UnitedHealth Group Incorporated		.1
		.0000	81-4396738				MedExpress Primary Care Minnesota P.C.	.MN	NIA	Physician(s) Owned	Influence	0.000	UnitedHealth Group Incorporated		.1
		.0000	83-1077265				MedExpress Primary Care Oklahoma, P.C.	.OK	NIA	Physician(s) Owned	Influence	0.000	UnitedHealth Group Incorporated		.1
		.0000	83-1077265				MedExpress Primary Care South Carolina, P.C.	.OK	NIA	Physician(s) Owned	Influence	0.000	UnitedHealth Group Incorporated		.1
		.0000	83-0764858				MedExpress Primary Care Texas, P.A.	.SC	NIA	Physician(s) Owned	Influence	0.000	UnitedHealth Group Incorporated		.1
		.0000	84-2500750				MedExpress Primary Care Texas, P.A.	.TX	NIA	Physician(s) Owned	Influence	0.000	UnitedHealth Group Incorporated		.1
		.0000	82-3395792				MedExpress Primary Care Virginia, P.C.	.VA	NIA	Physician(s) Owned	Influence	0.000	UnitedHealth Group Incorporated		.1
		.0000	82-4401181				MedExpress Primary Care West Virginia, Inc.	.WV	NIA	Physician(s) Owned	Influence	0.000	UnitedHealth Group Incorporated		.1
		.0000	81-4563448				MedExpress Primary Care Wisconsin, S.C.	.WI	NIA	Physician(s) Owned	Influence	0.000	UnitedHealth Group Incorporated		.1
		.0000	83-2089623				MedExpress Urgent Care – Northern New Jersey PC	.NJ	NIA	Physician(s) Owned	Influence	0.000	UnitedHealth Group Incorporated		.1

STATEMENT AS OF JUNE 30, 2021 OF THE UnitedHealthcare Plan of the River Valley, Inc.

**SCHEDULE Y**  
**PART 1A - DETAIL OF INSURANCE HOLDING COMPANY SYSTEM**

1	2	3	4	5	6	7	8	9	10	11	12	13	14	15	16
Group Code	Group Name	NAIC Company Code	ID Number	Federal RSSD	CIK	Name of Securities Exchange if Publicly Traded (U.S. or International)	Names of Parent, Subsidiaries Or Affiliates	Domiciliary Location	Relationship to Reporting Entity	Directly Controlled by (Name of Entity/Person)	Type of Control (Ownership, Board, Management, Attorney-in-Fact, Influence, Other)	If Control is Ownership Provide Percentage	Ultimate Controlling Entity(ies)/Person(s)	Is an SCA Filing Required? (Y/N)	*
		.0000	45-5388778				MedExpress Urgent Care - New Jersey, P.C.	NJ	NIA	Physician(s) Owned	Influence	0.000	UnitedHealth Group Incorporated		.1
		.0000	32-0533926				MedExpress Urgent Care Alabama, LLC	AL	NIA	Urgent Care Holdings, Inc.	Ownership	100.000	UnitedHealth Group Incorporated		
		.0000	81-4030280				MedExpress Urgent Care Arizona, P.C.	AZ	NIA	Physician(s) Owned	Influence	0.000	UnitedHealth Group Incorporated		.1
		.0000	46-4348120				MedExpress Urgent Care Arkansas, P.A.	AR	NIA	Physician(s) Owned	Influence	0.000	UnitedHealth Group Incorporated		.1
		.0000	82-0930142				MedExpress Urgent Care California, P.C.	CA	NIA	Physician(s) Owned	Influence	0.000	UnitedHealth Group Incorporated		.1
		.0000	81-1956812				MedExpress Urgent Care Connecticut, P.C.	CT	NIA	Physician(s) Owned	Influence	0.000	UnitedHealth Group Incorporated		.1
		.0000	82-1135336				MedExpress Urgent Care Idaho, P.C.	ID	NIA	Physician(s) Owned	Influence	0.000	UnitedHealth Group Incorporated		.1
		.0000	47-4308614				MedExpress Urgent Care Illinois, P.C.	IL	NIA	Physician(s) Owned	Influence	0.000	UnitedHealth Group Incorporated		.1
		.0000	81-5353472				MedExpress Urgent Care Iowa, P.C.	IA	NIA	Physician(s) Owned	Influence	0.000	UnitedHealth Group Incorporated		.1
		.0000	47-1919283				MedExpress Urgent Care Kansas, P.A.	KS	NIA	Physician(s) Owned	Influence	0.000	UnitedHealth Group Incorporated		.1
		.0000	82-1719888				MedExpress Urgent Care Maine, Inc.	ME	NIA	Urgent Care Holdings, Inc.	Ownership	100.000	UnitedHealth Group Incorporated		
		.0000	81-1125396				MedExpress Urgent Care Minnesota P.C.	MN	NIA	Physician(s) Owned	Influence	0.000	UnitedHealth Group Incorporated		.1
		.0000	47-3132625				MedExpress Urgent Care Missouri P.C.	MO	NIA	Physician(s) Owned	Influence	0.000	UnitedHealth Group Incorporated		.1
		.0000	82-0631738				MedExpress Urgent Care New Hampshire, Inc.	NH	NIA	Urgent Care Holdings, Inc.	Ownership	100.000	UnitedHealth Group Incorporated		
		.0000	81-5138747				MedExpress Urgent Care North Carolina, P.C.	NC	NIA	Physician(s) Owned	Influence	0.000	UnitedHealth Group Incorporated		.1
							MedExpress Urgent Care of Boynton Beach, LLC								
		.0000	20-2545363					FL	NIA	MedExpress Development, LLC	Ownership	100.000	UnitedHealth Group Incorporated		
		.0000	82-1919436				MedExpress Urgent Care Oregon, P.C.	OR	NIA	Physician(s) Owned	Influence	0.000	UnitedHealth Group Incorporated		.1
		.0000	81-5362765				MedExpress Urgent Care Rhode Island, P.C.	RI	NIA	Physician(s) Owned	Influence	0.000	UnitedHealth Group Incorporated		.1
		.0000	81-5380706				MedExpress Urgent Care South Carolina, P.C.	SC	NIA	Physician(s) Owned	Influence	0.000	UnitedHealth Group Incorporated		.1
		.0000	47-5147441				MedExpress Urgent Care Texas, P.A.	TX	NIA	Physician(s) Owned	Influence	0.000	UnitedHealth Group Incorporated		.1
		.0000	82-2443118				MedExpress Urgent Care Washington, P.C.	WA	NIA	Physician(s) Owned	Influence	0.000	UnitedHealth Group Incorporated		.1
		.0000	81-4281678				MedExpress Urgent Care Wisconsin, S.C.	WI	NIA	Physician(s) Owned	Influence	0.000	UnitedHealth Group Incorporated		.1
		.0000	85-1474287				MedExpress Urgent Care, Inc. - Ohio	OH	NIA	Urgent Care Holdings, Inc.	Ownership	100.000	UnitedHealth Group Incorporated		
							MedExpress Urgent Care, Inc. - West Virginia								
		.0000	26-4546400					WV	NIA	Physician(s) Owned	Influence	0.000	UnitedHealth Group Incorporated		.1
		.0000	47-1804667				MedExpress Urgent Care, P.C. - Georgia	GA	NIA	Physician(s) Owned	Influence	0.000	UnitedHealth Group Incorporated		.1
		.0000	90-0929572				MedExpress Urgent Care, P.C. - Indiana	IN	NIA	Physician(s) Owned	Influence	0.000	UnitedHealth Group Incorporated		.1
		.0000	45-3461101				MedExpress Urgent Care, P.C. - Maryland	MD	NIA	Physician(s) Owned	Influence	0.000	UnitedHealth Group Incorporated		.1
							MedExpress Urgent Care, P.C. - Massachusetts								
		.0000	47-1857908					MA	NIA	Physician(s) Owned	Influence	0.000	UnitedHealth Group Incorporated		.1
		.0000	46-4793937				MedExpress Urgent Care, P.C. - Michigan	MI	NIA	Physician(s) Owned	Influence	0.000	UnitedHealth Group Incorporated		.1
		.0000	47-1824365				MedExpress Urgent Care, P.C. - Oklahoma	OK	NIA	Physician(s) Owned	Influence	0.000	UnitedHealth Group Incorporated		.1
		.0000	26-3750502				MedExpress Urgent Care, P.C. - Pennsylvania	PA	NIA	Physician(s) Owned	Influence	0.000	UnitedHealth Group Incorporated		.1
		.0000	45-4973138				MedExpress Urgent Care, P.C. - Tennessee	TN	NIA	Physician(s) Owned	Influence	0.000	UnitedHealth Group Incorporated		.1
		.0000	45-3123110				MedExpress Urgent Care, P.C. - Virginia	VA	NIA	Physician(s) Owned	Influence	0.000	UnitedHealth Group Incorporated		.1
		.0000	83-1565124				MedExpress Urgent Care, P.S.C. - Kentucky	KY	NIA	Physician(s) Owned	Influence	0.000	UnitedHealth Group Incorporated		.1
		.0000	45-5436856				MedExpress, Inc. - Delaware	DE	NIA	Physician(s) Owned	Influence	0.000	UnitedHealth Group Incorporated		.1
.0707	UnitedHealth Group Incorporated	.12756	20-3391186				Medica Health Plans of Florida, Inc.	FL	IA	United HealthCare Services, Inc.	Ownership	100.000	UnitedHealth Group Incorporated		
.0707	UnitedHealth Group Incorporated	.12155	01-0788576				Medica HealthCare Plans, Inc.	FL	IA	United HealthCare Services, Inc.	Ownership	100.000	UnitedHealth Group Incorporated		
		.0000	75-2566987				Medical Clinic of North Texas PLLC	TX	NIA	USMD Affiliated Services	Ownership	100.000	UnitedHealth Group Incorporated		
		.0000					Medical Hilfe S.A.	CHL	NIA	Saden S.A.	Ownership	0.000	UnitedHealth Group Incorporated		
		.0000					Medical Hilfe S.A.	CHL	NIA	Home Medical S.A.	Ownership	100.000	UnitedHealth Group Incorporated		
		.0000	95-4708497				Medical Support Los Angeles, Inc.	CA	NIA	MSLA Management LLC	Ownership	100.000	UnitedHealth Group Incorporated		
		.0000	26-0636717				Medical Surgical Centers of America, Inc.	DE	NIA	ASC Network, LLC	Ownership	100.000	UnitedHealth Group Incorporated		
		.0000	32-0037402				Medical Transportation Services, LLC	FL	NIA	United HealthCare Services, Inc.	Ownership	100.000	UnitedHealth Group Incorporated		
		.0000	02-0651651				MedPro Rx, Inc.	NC	NIA	Diplomat Pharmacy, Inc.	Ownership	100.000	UnitedHealth Group Incorporated		
		.0000	75-2515691				MedSynergies, LLC	DE	NIA	Mustang Razorback Holdings, Inc.	Ownership	100.000	UnitedHealth Group Incorporated		
		.0000	58-2101921				Meibourne Surgery Center, LLC	GA	NIA	Surgical Care Partners of Melbourne, LLC	Ownership	76.164	UnitedHealth Group Incorporated		
		.0000	82-4964787				Memorial City Holdings, LLC	DE	NIA	SCA-Memorial City, LLC	Ownership	51.000	UnitedHealth Group Incorporated		
		.0000	82-3689933				Memorial City Partners, LLC	DE	NIA	SCA-Memorial City, LLC	Ownership	11.000	UnitedHealth Group Incorporated		
		.0000	82-3689933				Memorial City Partners, LLC	DE	NIA	Memorial City Holdings, LLC	Ownership	51.000	UnitedHealth Group Incorporated		
							Memorial Healthcare IPA, GP	CA	NIA	MH Physician Three Holdco, a Medical Corporation	Ownership	99.000	UnitedHealth Group Incorporated		.1

16.14

STATEMENT AS OF JUNE 30, 2021 OF THE UnitedHealthcare Plan of the River Valley, Inc.

**SCHEDULE Y**  
**PART 1A - DETAIL OF INSURANCE HOLDING COMPANY SYSTEM**

1	2	3	4	5	6	7	8	9	10	11	12	13	14	15	16
Group Code	Group Name	NAIC Company Code	ID Number	Federal RSSD	CIK	Name of Securities Exchange if Publicly Traded (U.S. or International)	Names of Parent, Subsidiaries Or Affiliates	Domi-ciliary Location	Relation-ship to Reporting Entity	Directly Controlled by (Name of Entity/Person)	Type of Control (Ownership, Board, Management, Attorney-in-Fact, Influence, Other)	If Control is Ownership Provide Percentage	Ultimate Controlling Entity(ies)/Person(s)	Is an SCA Filing Re-quired? (Y/N)	*
		.00000	37-1782795				Memorial Houston Surgery Center, LLC	TX	NIA	SCA-Memorial, LLC	Ownership	51.209	UnitedHealth Group Incorporated		
		.00000	26-1394069				MemorialCare Surgical Center at Orange Coast, LLC	CA	NIA	Beach Surgical Holdings LLC	Ownership	51.441	UnitedHealth Group Incorporated		2
		.00000	20-3678259				MemorialCare Surgical Center at Saddleback, LLC	CA	NIA	Beach Surgical Holdings LLC	Ownership	52.999	UnitedHealth Group Incorporated		2
		.00000	27-0203906				Mesquite Liberty, LLC	NV	NIA	Sierra Health Services, Inc.	Ownership	80.357	UnitedHealth Group Incorporated		
		.00000	38-3861395				MGH/SCA, LLC	CA	NIA	SC Affiliates, LLC	Ownership	1.000	UnitedHealth Group Incorporated		
		.00000	38-3861395				MGH/SCA, LLC	CA	NIA	Marin Surgery Holdings, Inc.	Ownership	99.000	UnitedHealth Group Incorporated		
		.00000	27-4691544				MH Physician Three Holdco, a Medical Corporation	CA	NIA	Physician(s) Owned	Influence	0.000	UnitedHealth Group Incorporated		1
		.00000	27-2252446				MHC Real Estate Holdings, LLC	CA	NIA	Monarch Management Services, Inc.	Ownership	100.000	UnitedHealth Group Incorporated		
		.00000	80-0507474				MHCH, Inc.	CA	NIA	Monarch HealthCare, A Medical Group, Inc.	Ownership	100.000	UnitedHealth Group Incorporated		1
		.00000	27-4691508				MHIPA Physician Two Holdco, a Medical Corporation	CA	NIA	Physician(s) Owned	Influence	0.000	UnitedHealth Group Incorporated		1
		.00000	36-4600281				Miami Surgery Center, LLC	DE	NIA	SCA-Doral, LLC	Ownership	50.185	UnitedHealth Group Incorporated		
.0707	UnitedHealth Group Incorporated	.66087	62-0724538				Midwest National Life Insurance Company of Tennessee	TX	IA	HealthMarkets, LLC	Ownership	100.000	UnitedHealth Group Incorporated		
		.00000	20-3345412				Midlands Orthopaedics Surgery Center, LLC	SC	NIA	SCA-Midlands, LLC	Ownership	49.000	UnitedHealth Group Incorporated		2
		.00000	20-8103522				Midwest Center for Day Surgery, LLC	IL	NIA	Advocate-SCA Partners, LLC	Ownership	65.457	UnitedHealth Group Incorporated		
		.00000	83-0543458				Mile High SurgiCenter, LLC	CO	NIA	SCA-Denver Physicians Holdings, LLC	Ownership	100.000	UnitedHealth Group Incorporated		
		.00000	81-2977678				Mobile Medical Services of New Jersey, PC	NJ	NIA	Physician(s) Owned	Influence	0.000	UnitedHealth Group Incorporated		1
		.00000	30-0445773				Mobile Medical Services, P.C.	NY	NIA	Physician(s) Owned	Influence	0.000	UnitedHealth Group Incorporated		1
		.00000	63-0883553				Mobile-SC, LTD.	AL	NIA	SCA-Mobile, LLC	Ownership	20.000	UnitedHealth Group Incorporated		2
		.00000					Modality Accountable Care Organisation Limited	GBR	NIA	Optum UK Solutions Group Limited	Ownership	50.000	UnitedHealth Group Incorporated		2
		.00000	85-3287029				Moen, M.D., P.C.	CA	NIA	Physician(s) Owned	Influence	0.000	UnitedHealth Group Incorporated		1
		.00000	22-3935634				Monarch Health Plan, Inc.	CA	NIA	Monarch HealthCare, A Medical Group, Inc.	Ownership	100.000	UnitedHealth Group Incorporated		1
		.00000	33-0587660				Monarch HealthCare, A Medical Group, Inc.	CA	NIA	MH Physician Three Holdco, a Medical Corporation	Ownership	100.000	UnitedHealth Group Incorporated		1
		.00000	45-3142852				Monarch Management Services, Inc.	DE	NIA	Collaborative Care Holdings, LLC	Ownership	100.000	UnitedHealth Group Incorporated		
		.00000	84-4887072				Monika Roots, M.D., P.C.	CA	NIA	Physician(s) Owned	Influence	0.000	UnitedHealth Group Incorporated		1
		.00000	52-1401868				Montgomery Surgery Center Limited Partnership	MD	NIA	Maryland Ambulatory Centers, LLC	Ownership	51.000	UnitedHealth Group Incorporated		
		.00000	26-3513595				Morris County Surgical Center, LLC	NJ	NIA	SCA-Morris County, LLC	Ownership	60.599	UnitedHealth Group Incorporated		
		.00000	20-5892451				Mosaic Management Services, Inc.	CA	NIA	Talbert Medical Group, P.C.	Ownership	100.000	UnitedHealth Group Incorporated		1
		.00000	35-2566612				Mountain View Medical Group, LLC	CO	NIA	OptumCare Holdings Colorado, LLC	Ownership	100.000	UnitedHealth Group Incorporated		
		.00000	81-1633765				MSLA Management LLC	DE	NIA	Logistics Health, Inc.	Ownership	100.000	UnitedHealth Group Incorporated		
		.00000	62-1506649				Mt. Pleasant Surgery Center, L.P.	TN	NIA	SCA-Mt. Pleasant, LLC	Ownership	99.000	UnitedHealth Group Incorporated		
		.00000	98-1285432				Multiangio Ltda.	BRA	NIA	S.A. Empresa de Serviços Hospitalares	Ownership	93.000	UnitedHealth Group Incorporated		
		.00000	20-4209261				Muskogee Surgical Investors, LLC	OK	NIA	Surgery Center of Muskogee, LLC	Ownership	100.000	UnitedHealth Group Incorporated		
		.00000	47-1935798				Mustang Razorback Holdings, Inc.	DE	NIA	Optum360 Solutions, LLC	Ownership	100.000	UnitedHealth Group Incorporated		
		.00000	26-2564744				My Wellness Solutions, LLC	DE	NIA	OptumHealth Care Solutions, LLC	Ownership	100.000	UnitedHealth Group Incorporated		
		.00000	20-3236839				NAMM Holdings, Inc.	DE	NIA	Aveta Inc.	Ownership	100.000	UnitedHealth Group Incorporated		
		.00000	56-2627070				NAMM Medical Group Holdings, Inc.	CA	NIA	Physician(s) Owned	Influence	0.000	UnitedHealth Group Incorporated		1
		.00000	61-1627269				NAMM MGH, Inc.	CA	NIA	Physician(s) Owned	Influence	0.000	UnitedHealth Group Incorporated		1
.0707	UnitedHealth Group Incorporated	.98205	73-1187572				National Foundation Life Insurance Company	TX	IA	Enterprise Life Insurance Company	Ownership	100.000	UnitedHealth Group Incorporated		
.0707	UnitedHealth Group Incorporated	.95251	76-0196559				National Pacific Dental, Inc.	TX	IA	Dental Benefit Providers, Inc.	Ownership	100.000	UnitedHealth Group Incorporated		
		.00000	36-3549627				National Surgery Centers, LLC	DE	NIA	Surgical Care Affiliates, LLC	Ownership	100.000	UnitedHealth Group Incorporated		
		.00000	45-3735192				Navigator Health, Inc.	DE	NIA	naviHealth Holdings, LLC	Ownership	100.000	UnitedHealth Group Incorporated		
		.00000	84-2283691				Naviguard, Inc.	DE	NIA	UnitedHealth Group Ventures, LLC	Ownership	100.000	UnitedHealth Group Incorporated		
		.00000	84-3482655				naviHealth Care at Home, LLC	DE	NIA	naviHealth, Inc.	Ownership	100.000	UnitedHealth Group Incorporated		
		.00000	85-0975337				naviHealth Coordinated Care SC, P.C.	MI	NIA	Physician(s) Owned	Influence	0.000	UnitedHealth Group Incorporated		1
		.00000	84-5020906				naviHealth Coordinated Care, LLC	DE	NIA	naviHealth, Inc.	Ownership	100.000	UnitedHealth Group Incorporated		

16.15

STATEMENT AS OF JUNE 30, 2021 OF THE UnitedHealthcare Plan of the River Valley, Inc.

**SCHEDULE Y**  
**PART 1A - DETAIL OF INSURANCE HOLDING COMPANY SYSTEM**

1	2	3	4	5	6	7	8	9	10	11	12	13	14	15	16
Group Code	Group Name	NAIC Company Code	ID Number	Federal RSSD	CIK	Name of Securities Exchange if Publicly Traded (U.S. or International)	Names of Parent, Subsidiaries Or Affiliates	Domi-ciliary Location	Relation-ship to Reporting Entity	Directly Controlled by (Name of Entity/Person)	Type of Control (Ownership, Board, Management, Attorney-in-Fact, Influence, Other)	If Control is Ownership Provide Percentage	Ultimate Controlling Entity(ies)/Person(s)	Is an SCA Filing Re-quired? (Y/N)	*
		.00000	35-2431677				naviHealth Holdings, LLC	DE	NIA	Nomad Buyer, Inc.	Ownership	100.000	UnitedHealth Group Incorporated		
		.00000	84-3469040				naviHealth Michigan HBPC, P.C.	MI	NIA	Physician(s) Owned	Influence	0.000	UnitedHealth Group Incorporated		.1
		.00000	61-1669841				naviHealth SM Holdings, Inc.	DE	NIA	naviHealth Holdings, LLC	Ownership	100.000	UnitedHealth Group Incorporated		
		.00000	36-4719151				naviHealth, Inc.	DE	NIA	naviHealth Holdings, LLC	Ownership	100.000	UnitedHealth Group Incorporated		
.0707	UnitedHealth Group Incorporated	.95123	65-0996107				Neighborhood Health Partnership, Inc.	FL	IA	UnitedHealthcare, Inc.	Ownership	100.000	UnitedHealth Group Incorporated		
		.00000	20-4755277				Netwerkes, LLC	TN	NIA	Optum360 Solutions, LLC	Ownership	100.000	UnitedHealth Group Incorporated		
.0707	UnitedHealth Group Incorporated	.95758	88-0228572				Nevada Pacific Dental	NV	IA	Dental Benefit Providers, Inc.	Ownership	100.000	UnitedHealth Group Incorporated		
		.00000	72-1267232				New Orleans Regional Physician Hospital Organization, L.L.C.	LA	NIA	UnitedHealthcare, Inc.	Ownership	100.000	UnitedHealth Group Incorporated		
		.00000	84-1250135				New West Physicians, Inc.	CO	NIA	Newton Holdings, LLC	Ownership	100.000	UnitedHealth Group Incorporated		
		.00000	30-1080342				Newton Holdings, LLC	DE	NIA	Collaborative Care Holdings, LLC	Ownership	80.100	UnitedHealth Group Incorporated		
		.00000	26-2995765				Nifty After Fifty/Monarch, LLC	CA	NIA	Physician(s) Owned	Influence	0.000	UnitedHealth Group Incorporated		.1
		.00000	83-1111251				Nomad Buyer, Inc.	DE	NIA	UnitedHealth Group Incorporated	Ownership	100.000	UnitedHealth Group Incorporated		
		.00000	33-0673955				North American Medical Management California, Inc.	TN	NIA	NAMM Holdings, Inc.	Ownership	100.000	UnitedHealth Group Incorporated		
		.00000	27-2248103				North Dallas Surgical Center, LLC	DE	NIA	Surgical Care Affiliates, LLC	Influence	55.377	UnitedHealth Group Incorporated		
		.00000	20-2564137				North Puget Sound Oncology Equipment Leasing Company, LLC	WA	NIA	Everett MSO, Inc.	Ownership	71.250	UnitedHealth Group Incorporated		
		.00000	88-0245121				Northern Nevada Health Network, Inc.	NV	NIA	Sierra Health Services, Inc.	Ownership	100.000	UnitedHealth Group Incorporated		
		.00000	63-1240726				Northern Rockies Surgery Center, L.P.	TN	NIA	Northern Rockies Surgicenter, Inc.	Ownership	40.000	UnitedHealth Group Incorporated		.2
		.00000	81-0399251				Northern Rockies Surgicenter, Inc.	MT	NIA	National Surgery Centers, LLC	Ownership	100.000	UnitedHealth Group Incorporated		
		.00000	85-4070254				Northern Utah Surgery Center, LLC	UT	NIA	SCA Northern Utah Holdings, LLC	Ownership	100.000	UnitedHealth Group Incorporated		
		.00000	91-1699944				Northwest Medical Group Alliance, LLC	WA	NIA	The Polyclinic, PLLC	Ownership	21.480	UnitedHealth Group Incorporated		.1
		.00000	45-5055997				Northwest Spine and Laser Surgery Center LLC	OR	NIA	SCA Northwest Holdings, LLC	Ownership	51.000	UnitedHealth Group Incorporated		
		.00000	37-1007387				Northwest Surgicare, LLC	DE	NIA	Surgery Center Holding, LLC	Ownership	100.000	UnitedHealth Group Incorporated		
		.00000	75-2494046				Northwest Surgicare, Ltd., an Illinois Limited Partnership	IL	NIA	Northwest Surgicare, LLC	Ownership	66.000	UnitedHealth Group Incorporated		
		.00000	75-2494046				Northwest Surgicare, Ltd., an Illinois Limited Partnership	IL	NIA	Endoscopy Center Affiliates, Inc.	Ownership	1.000	UnitedHealth Group Incorporated		
		.00000	61-1855159				NPN IPA Washington, PLLC	WA	NIA	Everett Physicians, Inc. P.S.	Ownership	100.000	UnitedHealth Group Incorporated		.1
		.00000	56-1963226				NSC Greensboro West, LLC	DE	NIA	National Surgery Centers, LLC	Ownership	49.000	UnitedHealth Group Incorporated		.2
		.00000	56-1775016				NSC Greensboro, LLC	DE	NIA	National Surgery Centers, LLC	Ownership	100.000	UnitedHealth Group Incorporated		
		.00000	36-4210296				NSC Lancaster, LLC	DE	NIA	National Surgery Centers, LLC	Ownership	100.000	UnitedHealth Group Incorporated		
		.00000	91-1553479				NSC Seattle, Inc.	WA	NIA	National Surgery Centers, LLC	Ownership	100.000	UnitedHealth Group Incorporated		
		.00000	33-0812824				NSC Upland, LLC	DE	NIA	National Surgery Centers, LLC	Ownership	100.000	UnitedHealth Group Incorporated		
		.00000	81-3764590				Oak HC/FT LDI Blocker, LLC	DE	NIA	Diplomat Pharmacy, Inc.	Ownership	100.000	UnitedHealth Group Incorporated		
		.00000	83-4364718				OC Cardiology Practice Partners, LLC	DE	NIA	SC Affiliates, LLC	Ownership	100.000	UnitedHealth Group Incorporated		
		.00000	84-3189778				OCC MSO, LLC	DE	NIA	OptumCare Specialty Practices, LLC	Ownership	50.000	UnitedHealth Group Incorporated		
		.00000	93-0979031				OHR Physician Group, P.C.	OR	NIA	Physician(s) Owned	Influence	0.000	UnitedHealth Group Incorporated		.1
		.00000	98-1454609				Omesa SpA	CHL	NIA	Vida Integra S.p.A.	Ownership	99.996	UnitedHealth Group Incorporated		
		.00000	98-1454609				Omesa SpA	CHL	NIA	Saden S.A.	Ownership	0.004	UnitedHealth Group Incorporated		
		.00000	27-0062838				OmniClaim, LLC	DE	NIA	Equian, LLC	Ownership	100.000	UnitedHealth Group Incorporated		
		.00000	98-1456252				Oncocare S.A.C.	PER	NIA	Pacifico S.A. Entidad Prestadora de Salud	Ownership	80.000	UnitedHealth Group Incorporated		
		.00000	26-1914835				Ophthalmology Surgery Center of Dallas, LLC	TX	NIA	Surgical Care Affiliates, LLC	Influence	51.000	UnitedHealth Group Incorporated		
.0707	UnitedHealth Group Incorporated	.96940	52-1518174				Optimum Choice, Inc.	MD	IA	United HealthCare Services, Inc.	Ownership	100.000	UnitedHealth Group Incorporated		
		.00000	47-0858534	3202702			Optum Bank, Inc.	UT	NIA	Optum Financial, Inc.	Ownership	100.000	UnitedHealth Group Incorporated		
		.00000	36-3437660				Optum Biometrics, Inc.	IL	NIA	OptumHealth Care Solutions, LLC	Ownership	100.000	UnitedHealth Group Incorporated		
		.00000	45-3143218				Optum Care Networks, Inc.	DE	NIA	Collaborative Care Holdings, LLC	Ownership	100.000	UnitedHealth Group Incorporated		
		.00000	13-4138665				Optum Care of New York Management, Inc.	NY	NIA	Inspiris, Inc.	Ownership	100.000	UnitedHealth Group Incorporated		
		.00000	26-0683057				Optum Care Services Company	TN	NIA	Inspiris, Inc.	Ownership	100.000	UnitedHealth Group Incorporated		
		.00000	83-1959511				Optum Care, Inc.	DE	NIA	Collaborative Care Services, Inc.	Ownership	100.000	UnitedHealth Group Incorporated		
		.00000	75-2778455				Optum Clinic, P.A.	TX	NIA	Physician(s) Owned	Influence	0.000	UnitedHealth Group Incorporated		.1
		.00000	37-1782217				Optum Clinics Holdings, Inc.	DE	NIA	Collaborative Care Holdings, LLC	Ownership	100.000	UnitedHealth Group Incorporated		

16.16

STATEMENT AS OF JUNE 30, 2021 OF THE UnitedHealthcare Plan of the River Valley, Inc.

**SCHEDULE Y**  
**PART 1A - DETAIL OF INSURANCE HOLDING COMPANY SYSTEM**

1	2	3	4	5	6	7	8	9	10	11	12	13	14	15	16
Group Code	Group Name	NAIC Company Code	ID Number	Federal RSSD	CIK	Name of Securities Exchange if Publicly Traded (U.S. or International)	Names of Parent, Subsidiaries Or Affiliates	Domiciliary Location	Relationship to Reporting Entity	Directly Controlled by (Name of Entity/Person)	Type of Control (Ownership, Board, Management, Attorney-in-Fact, Influence, Other)	If Control is Ownership Provide Percentage	Ultimate Controlling Entity(ies)/Person(s)	Is an SCA Filing Required? (Y/N)	*
		.0000	38-3969193				Optum Clinics Intermediate Holdings, Inc.	DE	NIA	Optum Clinics Holdings, Inc.	Ownership	100.000	UnitedHealth Group Incorporated		
		.0000	20-3253658				Optum Compounding Services, LLC	AZ	NIA	Optum Pharmacy 801, Inc.	Ownership	100.000	UnitedHealth Group Incorporated		
		.0000					Optum Digital Health Holdings, LLC	DE	NIA	Consumer Wellness Solutions, Inc.	Ownership	100.000	UnitedHealth Group Incorporated		
		.0000	46-1981651				Optum Direct To Consumer, Inc.	DE	NIA	Optum, Inc.	Ownership	100.000	UnitedHealth Group Incorporated		
		.0000	98-1325466				Optum Finance (Ireland) Unlimited Company	IRL	NIA	UnitedHealthcare International VIII S.a	Ownership	100.000	UnitedHealth Group Incorporated		
		.0000	47-0858530				Optum Financial, Inc.	DE	NIA	OptumHealth Holdings, LLC	Ownership	100.000	UnitedHealth Group Incorporated		
		.0000	85-2786455				Optum Frontier Therapies Holdings, LLC	DE	NIA	Optum, Inc.	Ownership	100.000	UnitedHealth Group Incorporated		
		.0000	45-2532834				Optum Frontier Therapies II, LLC	NV	NIA	Optum Frontier Therapies Holdings, LLC	Ownership	100.000	UnitedHealth Group Incorporated		
		.0000	45-2301399				Optum Frontier Therapies, LLC	WI	NIA	Optum Frontier Therapies Holdings, LLC	Ownership	100.000	UnitedHealth Group Incorporated		
		.0000	98-1103015				Optum Global Solutions (India) Private Limited	IND	NIA	UnitedHealth International, Inc.	Ownership	0.001	UnitedHealth Group Incorporated		
		.0000	98-1103015				Optum Global Solutions (India) Private Limited	IND	NIA	Optum Global Solutions International B.V.	Ownership	99.999	UnitedHealth Group Incorporated		
		.0000	98-1097776				Optum Global Solutions (Philippines), Inc.	PHL	NIA	Optum Global Solutions International B.V.	Ownership	99.991	UnitedHealth Group Incorporated		
		.0000					Optum Global Solutions Colombia S.A.S.	COL	NIA	Bordeaux UK Holdings II Limited	Ownership	100.000	UnitedHealth Group Incorporated		
		.0000	98-1201187				Optum Global Solutions International B.V.	NLD	NIA	OptumHealth International B.V.	Ownership	2.520	UnitedHealth Group Incorporated		
		.0000	98-1201187				Optum Global Solutions International B.V.	NLD	NIA	Optum Technology, LLC	Ownership	97.480	UnitedHealth Group Incorporated		
		.0000	04-3574101				Optum Government Solutions, Inc.	DE	NIA	OptumInsight, Inc.	Ownership	100.000	UnitedHealth Group Incorporated		
		.0000					Optum Health & Technology (Hong Kong) Limited	HKG	NIA	OptumHealth International B.V.	Ownership	100.000	UnitedHealth Group Incorporated		
		.0000	98-1095799				Optum Health & Technology (India) Private Limited	IND	NIA	United Behavioral Health	Ownership	0.001	UnitedHealth Group Incorporated		
		.0000	98-1095799				Optum Health & Technology (India) Private Limited	IND	NIA	OptumHealth International B.V.	Ownership	99.999	UnitedHealth Group Incorporated		
		.0000	98-1097886				Optum Health & Technology (Singapore) Pte. Ltd.	SGP	NIA	OptumHealth International B.V.	Ownership	100.000	UnitedHealth Group Incorporated		
		.0000	20-2149493				Optum Health & Technology (US), LLC	MO	NIA	OptumHealth Holdings, LLC	Ownership	100.000	UnitedHealth Group Incorporated		
		.0000	43-1747235				Optum Health & Technology Holdings (US), Inc.	MO	NIA	Optum, Inc.	Ownership	100.000	UnitedHealth Group Incorporated		
		.0000	98-1184561				Optum Health & Technology Serviços do Brasil Ltda.	BRA	NIA	OptumInsight, Inc.	Ownership	0.002	UnitedHealth Group Incorporated		
		.0000	98-1184561				Optum Health & Technology Serviços do Brasil Ltda.	BRA	NIA	Optum Global Solutions International B.V.	Ownership	99.998	UnitedHealth Group Incorporated		
		.0000	98-1276517				Optum Health and Technology FZ-LLC	ARE	NIA	Optum Global Solutions International B.V.	Ownership	100.000	UnitedHealth Group Incorporated		
		.0000	46-2385459				Optum Health Plan of California	DE	NIA	OptumCare Holdings, LLC	Ownership	100.000	UnitedHealth Group Incorporated		
		.0000	98-1097921				Optum Health Services (Canada) Ltd.	CAN	NIA	Optum Health & Technology Holdings (US), Inc.	Ownership	100.000	UnitedHealth Group Incorporated		
		.0000	98-1406274				Optum Health Solutions (Australia) Pty Ltd.	AUS	NIA	Optum UK Solutions Group Limited	Ownership	100.000	UnitedHealth Group Incorporated		
		.0000	98-1147355				Optum Health Solutions (UK) Limited	GBR	NIA	Optum UK Solutions Group Limited	Ownership	100.000	UnitedHealth Group Incorporated		
		.0000	58-2068880				Optum Healthcare of Illinois, Inc.	GA	NIA	Optum Women's and Children's Health, LLC	Ownership	100.000	UnitedHealth Group Incorporated		
		.0000	20-0212381				Optum Hospice Pharmacy Services, LLC	DE	NIA	OptumRx Health Solutions, LLC	Ownership	100.000	UnitedHealth Group Incorporated		
		.0000	11-2997132				Optum Infusion Services 100, Inc.	NY	NIA	Optum Infusion Services 500, Inc.	Ownership	100.000	UnitedHealth Group Incorporated		
		.0000	11-3485985				Optum Infusion Services 101, Inc.	NY	NIA	Optum Infusion Services 100, Inc.	Ownership	100.000	UnitedHealth Group Incorporated		
		.0000	27-1533840				Optum Infusion Services 103, LLC	DE	NIA	Serquinox Holdings LLC	Ownership	100.000	UnitedHealth Group Incorporated		
		.0000	57-0861358				Optum Infusion Services 200, Inc.	SC	NIA	Ambient Healthcare, Inc.	Ownership	100.000	UnitedHealth Group Incorporated		
		.0000	55-0802777				Optum Infusion Services 201, Inc.	FL	NIA	Ambient Healthcare, Inc.	Ownership	100.000	UnitedHealth Group Incorporated		
		.0000	20-4881413				Optum Infusion Services 202, Inc.	FL	NIA	Ambient Healthcare, Inc.	Ownership	100.000	UnitedHealth Group Incorporated		
		.0000	33-1012700				Optum Infusion Services 203, Inc.	FL	NIA	Ambient Healthcare, Inc.	Ownership	100.000	UnitedHealth Group Incorporated		
		.0000	55-0802774				Optum Infusion Services 204, Inc.	FL	NIA	Ambient Healthcare, Inc.	Ownership	100.000	UnitedHealth Group Incorporated		
		.0000	26-3738273				Optum Infusion Services 205, Inc.	FL	NIA	Ambient Healthcare, Inc.	Ownership	100.000	UnitedHealth Group Incorporated		
		.0000	63-1284325				Optum Infusion Services 206, Inc.	AL	NIA	Ambient Healthcare, Inc.	Ownership	100.000	UnitedHealth Group Incorporated		
		.0000	63-0964525				Optum Infusion Services 207, Inc.	AL	NIA	Optum Infusion Services 206, Inc.	Ownership	100.000	UnitedHealth Group Incorporated		
		.0000	20-4963945				Optum Infusion Services 208, Inc.	NC	NIA	Ambient Healthcare, Inc.	Ownership	100.000	UnitedHealth Group Incorporated		

STATEMENT AS OF JUNE 30, 2021 OF THE UnitedHealthcare Plan of the River Valley, Inc.

**SCHEDULE Y**  
**PART 1A - DETAIL OF INSURANCE HOLDING COMPANY SYSTEM**

1	2	3	4	5	6	7	8	9	10	11	12	13	14	15	16
Group Code	Group Name	NAIC Company Code	ID Number	Federal RSSD	CIK	Name of Securities Exchange if Publicly Traded (U.S. or International)	Names of Parent, Subsidiaries Or Affiliates	Domi-ciliary Location	Relation-ship to Reporting Entity	Directly Controlled by (Name of Entity/Person)	Type of Control (Ownership, Board, Management, Attorney-in-Fact, Influence, Other)	If Control is Ownership Provide Percentage	Ultimate Controlling Entity(ies)/Person(s)	Is an SCA Filing Re-quired? (Y/N)	*
		.00000	55-0802779				Optum Infusion Services 209, Inc.	GA	NIA	Ambient Healthcare, Inc.	Ownership	100.000	UnitedHealth Group Incorporated		
		.00000	75-2196224				Optum Infusion Services 301, LP	OK	NIA	Optum Infusion Services 500, Inc.	Ownership	99.950	UnitedHealth Group Incorporated		
		.00000	75-2196224				Optum Infusion Services 301, LP	OK	NIA	Optum Infusion Services 305, LLC	Ownership	0.050	UnitedHealth Group Incorporated		
		.00000	27-0668812				Optum Infusion Services 302, LLC	NE	NIA	Optum Infusion Services 500, Inc.	Ownership	100.000	UnitedHealth Group Incorporated		
		.00000	26-2565032				Optum Infusion Services 305, LLC	DE	NIA	Optum Infusion Services 500, Inc.	Ownership	100.000	UnitedHealth Group Incorporated		
		.00000	20-3741084				Optum Infusion Services 308, LLC	AZ	NIA	SCP Specialty Infusion, LLC	Ownership	100.000	UnitedHealth Group Incorporated		
		.00000	02-0653265				Optum Infusion Services 401, LLC	CA	NIA	SCP Specialty Infusion, LLC	Ownership	100.000	UnitedHealth Group Incorporated		
		.00000	26-4312858				Optum Infusion Services 402, LLC	CA	NIA	SCP Specialty Infusion, LLC	Ownership	100.000	UnitedHealth Group Incorporated		
		.00000	47-0941801				Optum Infusion Services 403, LLC	CA	NIA	SCP Specialty Infusion, LLC	Ownership	100.000	UnitedHealth Group Incorporated		
		.00000	93-1103256				Optum Infusion Services 404, LLC	OR	NIA	SCP Specialty Infusion, LLC	Ownership	100.000	UnitedHealth Group Incorporated		
		.00000	27-3918706				Optum Infusion Services 500, Inc.	DE	NIA	AxelaCare, LLC	Ownership	100.000	UnitedHealth Group Incorporated		
		.00000	84-2822134				Optum Infusion Services 501, Inc.	DE	NIA	Optum Infusion Services 500, Inc.	Ownership	100.000	UnitedHealth Group Incorporated		
.0707	UnitedHealth Group Incorporated	.69647	31-0628424				Optum Insurance of Ohio, Inc.	OH	IA	OptumRx PBM of Maryland, LLC	Ownership	100.000	UnitedHealth Group Incorporated		
		.00000	46-4734521				Optum Labs Dimensions, Inc.	DE	NIA	Optum Labs Topaz, Inc.	Ownership	100.000	UnitedHealth Group Incorporated		
		.00000	46-1615964				Optum Labs Topaz, Inc.	DE	NIA	Optum, Inc.	Ownership	100.000	UnitedHealth Group Incorporated		
		.00000	41-1934238				Optum Labs, Inc.	PHL	NIA	Optum Labs, LLC	Ownership	99.990	UnitedHealth Group Incorporated		
		.00000	41-1934238				Optum Labs, LLC	DE	NIA	United HealthCare Services, Inc.	Ownership	100.000	UnitedHealth Group Incorporated		
		.00000	98-1209730				Optum Life Sciences (Canada) Inc.	CAN	NIA	OptumInsight Life Sciences, Inc.	Ownership	100.000	UnitedHealth Group Incorporated		
		.00000	98-1098190				Optum Management Consulting (Shanghai) Co., Ltd.	CHN	NIA	Optum Health & Technology Holdings (US), Inc.	Ownership	100.000	UnitedHealth Group Incorporated		
		.00000	30-0826311				Optum Medical Services of California, P.C.	CA	NIA	Physician(s) Owned	Influence	0.000	UnitedHealth Group Incorporated		.1
		.00000	45-5424191				Optum Medical Services of Colorado, P.C.	CO	NIA	Physician(s) Owned	Influence	0.000	UnitedHealth Group Incorporated		.1
		.00000	45-3866363				Optum Medical Services, P.C.	NC	NIA	Physician(s) Owned	Influence	0.000	UnitedHealth Group Incorporated		.1
.0707	UnitedHealth Group Incorporated	.11068	30-0029448				Optum Networks of New Jersey, Inc.	DE	IA	OrthoNet Holdings, Inc.	Ownership	100.000	UnitedHealth Group Incorporated		
		.00000	58-1873062				Optum of New York, Inc.	NY	NIA	Optum Women's and Children's Health, LLC	Ownership	100.000	UnitedHealth Group Incorporated		
		.00000	98-1097761				Optum Operations (Ireland) Unlimited Company	IRL	NIA	UnitedHealthcare International VII S.à r.l.	Ownership	100.000	UnitedHealth Group Incorporated		
		.00000	85-3355553				Optum Oregon MSO, LLC	DE	NIA	Collaborative Care Holdings, LLC	Ownership	100.000	UnitedHealth Group Incorporated		
		.00000	20-8911466				Optum Palliative and Hospice Care of Pennsylvania, Inc.	TN	NIA	Hospice Inspiris Holdings, Inc.	Ownership	100.000	UnitedHealth Group Incorporated		
		.00000	20-8911303				Optum Palliative and Hospice Care of Texas, Inc.	TN	NIA	Hospice Inspiris Holdings, Inc.	Ownership	100.000	UnitedHealth Group Incorporated		
		.00000	45-3629080				Optum Perks LLC	DE	NIA	OptumRx Health Solutions, LLC	Ownership	42.000	UnitedHealth Group Incorporated		
		.00000	45-3629080				Optum Perks LLC	DE	NIA	OptumRx PBM of Illinois, Inc.	Ownership	58.000	UnitedHealth Group Incorporated		
		.00000	87-1235240				Optum Pharma Services Holdings, Inc.	DE	NIA	Optum, Inc.	Ownership	100.000	UnitedHealth Group Incorporated		
		.00000	36-4435924				Optum Pharmacy 601, LLC	FL	NIA	Apothecary Holdings, Inc.	Ownership	100.000	UnitedHealth Group Incorporated		
		.00000	82-4030553				Optum Pharmacy 700, LLC	DE	NIA	OptumRx Administrative Services, LLC	Ownership	100.000	UnitedHealth Group Incorporated		
		.00000	84-2827343				Optum Pharmacy 701, LLC	DE	NIA	OptumRx Administrative Services, LLC	Ownership	100.000	UnitedHealth Group Incorporated		
		.00000	46-2731176				Optum Pharmacy 702, LLC	IN	NIA	OptumRx PBM of Illinois, Inc.	Ownership	100.000	UnitedHealth Group Incorporated		
		.00000	20-2719823				Optum Pharmacy 704, Inc.	TX	NIA	BriovaRx of Florida, Inc.	Ownership	100.000	UnitedHealth Group Incorporated		
		.00000	55-0824381				Optum Pharmacy 705, LLC	AL	NIA	BriovaRx of Maine, Inc.	Ownership	100.000	UnitedHealth Group Incorporated		
		.00000	74-3103518				Optum Pharmacy 706, Inc.	NY	NIA	Salveo Specialty Pharmacy, Inc.	Ownership	100.000	UnitedHealth Group Incorporated		
		.00000	20-4515146				Optum Pharmacy 707, Inc.	CA	NIA	Salveo Specialty Pharmacy, Inc.	Ownership	100.000	UnitedHealth Group Incorporated		
		.00000	27-2869469				Optum Pharmacy 800, Inc.	AZ	NIA	Apothecary Holdings, Inc.	Ownership	100.000	UnitedHealth Group Incorporated		
		.00000	13-4318552				Optum Pharmacy 801, Inc.	AZ	NIA	Apothecary Holdings, Inc.	Ownership	100.000	UnitedHealth Group Incorporated		
		.00000	26-4241458				Optum Pharmacy 803, Inc.	AZ	NIA	Apothecary Holdings, Inc.	Ownership	100.000	UnitedHealth Group Incorporated		
		.00000	26-0583808				Optum Pharmacy 805, Inc.	AZ	NIA	Apothecary Holdings, Inc.	Ownership	100.000	UnitedHealth Group Incorporated		
		.00000	27-0121303				Optum Pharmacy 806, Inc.	CA	NIA	Apothecary Holdings, Inc.	Ownership	100.000	UnitedHealth Group Incorporated		
		.00000	20-4581265				Optum Public Sector Solutions, Inc.	DE	NIA	OptumInsight, Inc.	Ownership	100.000	UnitedHealth Group Incorporated		
		.00000	46-3328009				Optum Rocket, Inc.	DE	NIA	OptumInsight, Inc.	Ownership	100.000	UnitedHealth Group Incorporated		
		.00000	26-0543382				Optum Senior Services, LLC	AL	NIA	Optum Hospice Pharmacy Services, LLC	Ownership	100.000	UnitedHealth Group Incorporated		
		.00000	98-1307821				Optum Services (Ireland) Limited	IRL	NIA	Optum Operations (Ireland) Unlimited Company	Ownership	100.000	UnitedHealth Group Incorporated		
		.00000	66-0870003				Optum Services (Puerto Rico) LLC	PRI	NIA	UnitedHealthcare International III B.V.	Ownership	100.000	UnitedHealth Group Incorporated		

STATEMENT AS OF JUNE 30, 2021 OF THE UnitedHealthcare Plan of the River Valley, Inc.

**SCHEDULE Y**  
**PART 1A - DETAIL OF INSURANCE HOLDING COMPANY SYSTEM**

1	2	3	4	5	6	7	8	9	10	11	12	13	14	15	16
Group Code	Group Name	NAIC Company Code	ID Number	Federal RSSD	CIK	Name of Securities Exchange if Publicly Traded (U.S. or International)	Names of Parent, Subsidiaries Or Affiliates	Domi-ciliary Location	Relation-ship to Reporting Entity	Directly Controlled by (Name of Entity/Person)	Type of Control (Ownership, Board, Management, Attorney-in-Fact, Influence, Other)	If Control is Ownership Provide Percentage	Ultimate Controlling Entity(ies)/Person(s)	Is an SCA Filing Re-quired? (Y/N)	*
		.0000	45-4683454				Optum Services, Inc.	DE	NIA	Optum, Inc.	Ownership	100.000	UnitedHealth Group Incorporated		
		.0000	98-1284698				Optum Solutions do Brasil – Tecnologia e Serviços de Suporte Ltda.	BRA	NIA	Cemed Care – Empresa de Atendimento Clínico Geral Ltda.	Ownership	0.000	UnitedHealth Group Incorporated		
		.0000	98-1284698				Optum Solutions do Brasil – Tecnologia e Serviços de Suporte Ltda.	BRA	NIA	Amil Assistência Médica Internacional S.A.	Ownership	100.000	UnitedHealth Group Incorporated		
		.0000	98-0644599				Optum Solutions UK Holdings Limited	GBR	NIA	Optum Health & Technology Holdings (US), Inc.	Ownership	100.000	UnitedHealth Group Incorporated		
		.0000	46-5713629				Optum Technology, LLC	DE	NIA	OptumInsight, Inc.	Ownership	100.000	UnitedHealth Group Incorporated		
		.0000	98-1097769				Optum UK Solutions Group Limited	GBR	NIA	Optum Solutions UK Holdings Limited	Ownership	100.000	UnitedHealth Group Incorporated		
		.0000					Optum Venture Global Partners II, LP	DE	NIA	Optum, Inc.	Ownership	99.000	UnitedHealth Group Incorporated		
		.0000					Optum Venture Partners III, LP	DE	NIA	Optum, Inc.	Ownership	99.000	UnitedHealth Group Incorporated		
		.0000	85-0735012				Optum Washington Network, LLC	WA	NIA	Collaborative Care Holdings, LLC	Ownership	93.000	UnitedHealth Group Incorporated		
		.0000	58-2205984				Optum Women's and Children's Health, LLC	DE	NIA	My Wellness Solutions, LLC	Ownership	100.000	UnitedHealth Group Incorporated		
		.0000	30-0580620	3119994			Optum, Inc.	DE	NIA	United HealthCare Services, Inc.	Ownership	100.000	UnitedHealth Group Incorporated		
		.0000	46-3983926				Optum360 Services, Inc.	DE	NIA	Optum Rocket, Inc.	Ownership	69.000	UnitedHealth Group Incorporated		
		.0000	82-3446942				Optum360 Solutions, LLC	DE	NIA	OptumInsight, Inc.	Ownership	100.000	UnitedHealth Group Incorporated		
		.0000	46-3328307				Optum360, LLC	DE	NIA	Optum Rocket, Inc.	Ownership	69.000	UnitedHealth Group Incorporated		
		.0000	30-0940296				OptumCare ACO New Mexico, LLC	DE	NIA	OptumCare New Mexico, LLC	Ownership	100.000	UnitedHealth Group Incorporated		
		.0000	83-3608739				OptumCare ACO West, LLC	DE	NIA	Collaborative Care Holdings, LLC	Ownership	100.000	UnitedHealth Group Incorporated		
		.0000	47-1422097				OptumCare Clinical Trials, LLC	DE	NIA	OptumCare Holdings, LLC	Ownership	100.000	UnitedHealth Group Incorporated		
		.0000	35-2597463				OptumCare Colorado ASC, LLC	CO	NIA	OptumCare Colorado, LLC	Ownership	100.000	UnitedHealth Group Incorporated		
		.0000	47-2218380				OptumCare Colorado Springs, LLC	CO	NIA	OptumCare Holdings Colorado, LLC	Ownership	100.000	UnitedHealth Group Incorporated		
		.0000	47-2196783				OptumCare Colorado, LLC	CO	NIA	OptumCare Management, LLC	Ownership	100.000	UnitedHealth Group Incorporated		
		.0000	26-1508741				OptumCare Endoscopy Center New Mexico, LLC	NM	NIA	OptumCare New Mexico, LLC	Ownership	100.000	UnitedHealth Group Incorporated		
		.0000	82-2227280				OptumCare Florida CI, LLC	DE	NIA	OptumCare Florida, LLC	Ownership	100.000	UnitedHealth Group Incorporated		
		.0000	87-0408859				OptumCare Florida, LLC	DE	NIA	OptumCare Holdings, LLC	Ownership	100.000	UnitedHealth Group Incorporated		
		.0000	30-0999065				OptumCare Holdings Colorado, LLC	CO	NIA	OptumCare Colorado, LLC	Ownership	85.000	UnitedHealth Group Incorporated		
		.0000	56-2592163				OptumCare Holdings, LLC	CA	NIA	Collaborative Care Holdings, LLC	Ownership	100.000	UnitedHealth Group Incorporated		
		.0000	95-4509662				OptumCare Management, LLC	CA	NIA	OptumCare Holdings, LLC	Ownership	100.000	UnitedHealth Group Incorporated		
		.0000	20-4043287				OptumCare New Mexico, LLC	DE	NIA	OptumCare Management, LLC	Ownership	100.000	UnitedHealth Group Incorporated		
		.0000	13-4138668				OptumCare New York IPA, Inc.	NY	NIA	Inspiris, Inc.	Ownership	100.000	UnitedHealth Group Incorporated		
		.0000	93-1306308				OptumCare Portland, LLC	OR	NIA	Physician(s) Owned	Influence	0.000	UnitedHealth Group Incorporated		1
		.0000	45-3462809				OptumCare South Florida, LLC	FL	NIA	OptumCare Management, LLC	Ownership	100.000	UnitedHealth Group Incorporated		
		.0000	84-3504842				OptumCare Specialty Practices, LLC	DE	NIA	SC Affiliates, LLC	Ownership	100.000	UnitedHealth Group Incorporated		
		.0000	41-1591944				OptumHealth Care Solutions, LLC	DE	NIA	OptumInsight, Inc.	Ownership	100.000	UnitedHealth Group Incorporated		
		.0000	47-1192395				OptumHealth Holdings, LLC	DE	NIA	Optum, Inc.	Ownership	100.000	UnitedHealth Group Incorporated		
		.0000	98-1106868				OptumHealth International B.V.	NLD	NIA	Catamaran S.á.r.l.	Ownership	100.000	UnitedHealth Group Incorporated		
		.0000					OptumInsight Holdings, LLC	DE	NIA	Optum, Inc.	Ownership	100.000	UnitedHealth Group Incorporated		
		.0000	98-1401978				OptumInsight India Private Limited	IND	NIA	The Advisory Board Company	Ownership	0.935	UnitedHealth Group Incorporated		
		.0000	98-1401978				OptumInsight India Private Limited	IND	NIA	ABCO International Holdings, LLC	Ownership	99.065	UnitedHealth Group Incorporated		
		.0000	04-3383745				OptumInsight Life Sciences, Inc.	DE	NIA	OptumInsight, Inc.	Ownership	100.000	UnitedHealth Group Incorporated		
		.0000	41-1858498				OptumInsight, Inc.	DE	NIA	OptumInsight Holdings, LLC	Ownership	100.000	UnitedHealth Group Incorporated		
		.0000	75-2578509				OptumRx Administrative Services, LLC	TX	NIA	OptumRx Holdings I, LLC	Ownership	100.000	UnitedHealth Group Incorporated		
		.0000	31-1728846				OptumRx Discount Card Services, LLC	DE	NIA	OptumRx PBM of Illinois, Inc.	Ownership	100.000	UnitedHealth Group Incorporated		
		.0000	47-4734235				OptumRx Group Holdings, Inc.	DE	NIA	Optum, Inc.	Ownership	100.000	UnitedHealth Group Incorporated		
		.0000	46-0666840				OptumRx Health Solutions, LLC	DE	NIA	OptumRx Administrative Services, LLC	Ownership	100.000	UnitedHealth Group Incorporated		
		.0000	80-0870454				OptumRx Holdings I, LLC	DE	NIA	OptumRx Group Holdings, Inc.	Ownership	100.000	UnitedHealth Group Incorporated		
		.0000					OptumRx Holdings, LLC	DE	NIA	Optum, Inc.	Ownership	100.000	UnitedHealth Group Incorporated		
		.0000	34-1472211				OptumRx Home Delivery of Ohio, LLC	OH	NIA	OptumRx Health Solutions, LLC	Ownership	100.000	UnitedHealth Group Incorporated		
		.0000	20-0218027				OptumRx IPA III, Inc.	NY	NIA	OptumRx PBM of Maryland, LLC	Ownership	100.000	UnitedHealth Group Incorporated		
		.0000	20-0151096				OptumRx NY IPA, Inc.	NY	NIA	OptumRx, Inc.	Ownership	100.000	UnitedHealth Group Incorporated		
		.0000	27-3419292				OptumRx of Pennsylvania, LLC	DE	NIA	OptumRx Health Solutions, LLC	Ownership	100.000	UnitedHealth Group Incorporated		
		.0000	11-2581812				OptumRx PBM of Illinois, Inc.	DE	NIA	OptumRx Administrative Services, LLC	Ownership	100.000	UnitedHealth Group Incorporated		
		.0000	88-0361447				OptumRx PBM of Maryland, LLC	NV	NIA	OptumRx Health Solutions, LLC	Ownership	100.000	UnitedHealth Group Incorporated		



STATEMENT AS OF JUNE 30, 2021 OF THE UnitedHealthcare Plan of the River Valley, Inc.

**SCHEDULE Y**  
**PART 1A - DETAIL OF INSURANCE HOLDING COMPANY SYSTEM**

1	2	3	4	5	6	7	8	9	10	11	12	13	14	15	16
Group Code	Group Name	NAIC Company Code	ID Number	Federal RSSD	CIK	Name of Securities Exchange if Publicly Traded (U.S. or International)	Names of Parent, Subsidiaries Or Affiliates	Domi-ciliary Location	Relation-ship to Reporting Entity	Directly Controlled by (Name of Entity/Person)	Type of Control (Ownership, Board, Management, Attorney-in-Fact, Influence, Other)	If Control is Ownership Provide Percentage	Ultimate Controlling Entity(ies)/Person(s)	Is an SCA Filing Re-quired? (Y/N)	*
		.00000	03-0592263				OptumRx PBM of Pennsylvania, LLC	PA	NIA	OptumRx of Pennsylvania, LLC	Ownership	100.000	UnitedHealth Group Incorporated		
		.00000	38-3693753				OptumRx PBM of Wisconsin, LLC	WI	NIA	OptumRx PBM of Illinois, Inc.	Ownership	100.000	UnitedHealth Group Incorporated		
		.00000	16-1767416				OptumRx PD of Pennsylvania, LLC	PA	NIA	OptumRx of Pennsylvania, LLC	Ownership	100.000	UnitedHealth Group Incorporated		
		.00000	88-0373347				OptumRx Pharmacy of Nevada, Inc.	NV	NIA	OptumRx Health Solutions, LLC	Ownership	100.000	UnitedHealth Group Incorporated		
		.00000	47-3146510				OptumRx Pharmacy, Inc.	DE	NIA	OptumRx, Inc.	Ownership	100.000	UnitedHealth Group Incorporated		
		.00000	33-0441200				OptumRx, Inc.	CA	NIA	OptumRx Holdings, LLC	Ownership	100.000	UnitedHealth Group Incorporated		
		.00000	52-2016292				OptumServe Technology Services, Inc.	MD	NIA	OptumInsight, Inc.	Ownership	100.000	UnitedHealth Group Incorporated		
		.00000	27-3674492				Oregon Healthcare Resources, LLC	OR	NIA	OHR Physician Group, P.C.	Ownership	100.000	UnitedHealth Group Incorporated		.1
		.00000	22-3883387				Oregon Outpatient Surgery Center, LLC	OR	NIA	Providence & SCA Off-Campus Holdings, LLC	Ownership	51.180	UnitedHealth Group Incorporated		.2
		.00000	59-3125869				Orlando Center for Outpatient Surgery, L.P.	GA	NIA	Surgical Health Of Orlando, LLC	Ownership	51.000	UnitedHealth Group Incorporated		
		.00000	59-3125869				Orlando Center for Outpatient Surgery, L.P.	GA	NIA	Surgical Health, LLC	Ownership	10.864	UnitedHealth Group Incorporated		
		.00000	46-2742615				Orthology Inc.	DE	NIA	ProHEALTH Medical Management, LLC	Ownership	100.000	UnitedHealth Group Incorporated		
		.00000	13-3960641				OrthoNet Holdings, Inc.	DE	NIA	OptumHealth Care Solutions, LLC	Ownership	100.000	UnitedHealth Group Incorporated		
		.00000	13-3818652				OrthoNet LLC	NY	NIA	OrthoNet Holdings, Inc.	Ownership	100.000	UnitedHealth Group Incorporated		
		.00000	13-4025898				OrthoNet New York IPA, Inc.	NY	NIA	OrthoNet Holdings, Inc.	Ownership	100.000	UnitedHealth Group Incorporated		
		.00000	26-2884306				OrthoNet of the South, Inc.	DE	NIA	OrthoNet Holdings, Inc.	Ownership	100.000	UnitedHealth Group Incorporated		
		.00000	46-1581769				OrthoNet Services, Inc.	DE	NIA	OrthoNet Holdings, Inc.	Ownership	100.000	UnitedHealth Group Incorporated		
		.00000	20-0221966				OrthoNet West, Inc.	DE	NIA	OrthoNet Holdings, Inc.	Ownership	100.000	UnitedHealth Group Incorporated		
		.00000	81-2594417				Orthopedic Surgery Center of Palm Beach County, LLC	FL	NIA	SCA-Palm Beach, LLC	Ownership	26.500	UnitedHealth Group Incorporated		.2
		.00000	85-2357227				OrthoWest MSO, LLC	DE	NIA	OptumCare Specialty Practices, LLC	Ownership	50.000	UnitedHealth Group Incorporated		
		.00000	41-1921007				Ovations, Inc.	DE	NIA	United HealthCare Services, Inc.	Ownership	100.000	UnitedHealth Group Incorporated		
		.00000	06-1587795				Oxford Benefit Management, Inc.	CT	NIA	Oxford Health Plans LLC	Ownership	100.000	UnitedHealth Group Incorporated		
.0707	UnitedHealth Group Incorporated	.78026	22-2797560				Oxford Health Insurance, Inc.	NY	IA	UnitedHealthcare Insurance Company	Ownership	100.000	UnitedHealth Group Incorporated		
.0707	UnitedHealth Group Incorporated	.96798	06-1181201				Oxford Health Plans (CT), Inc.	CT	IA	Oxford Health Plans LLC	Ownership	100.000	UnitedHealth Group Incorporated		
.0707	UnitedHealth Group Incorporated	.95506	22-2745725				Oxford Health Plans (NJ), Inc.	NJ	IA	Oxford Health Plans LLC	Ownership	100.000	UnitedHealth Group Incorporated		
.0707	UnitedHealth Group Incorporated	.95479	06-1181200				Oxford Health Plans (NY), Inc.	NY	IA	Oxford Health Plans LLC	Ownership	100.000	UnitedHealth Group Incorporated		
		.00000	52-2443751				Oxford Health Plans LLC	DE	NIA	UnitedHealth Group Incorporated	Ownership	100.000	UnitedHealth Group Incorporated		
		.00000	27-0008097				P2P Link, LLC	DE	NIA	SRPS, LLC	Ownership	100.000	UnitedHealth Group Incorporated		
		.00000	75-2857077				Pacific Casualty Company, Inc.	HI	NIA	USHEALTH Group, Inc.	Ownership	100.000	UnitedHealth Group Incorporated		
		.00000	35-1137395				PacificCare Life and Health Insurance Company	IN	IA	United HealthCare Services, Inc.	Ownership	100.000	UnitedHealth Group Incorporated		
.0707	UnitedHealth Group Incorporated	.84506	95-2829463				PacificCare Life Assurance Company	CO	IA	United HealthCare Services, Inc.	Ownership	100.000	UnitedHealth Group Incorporated		
.0707	UnitedHealth Group Incorporated	.95617	94-3267522				PacificCare of Arizona, Inc.	AZ	IA	United HealthCare Services, Inc.	Ownership	100.000	UnitedHealth Group Incorporated		
.0707	UnitedHealth Group Incorporated	.95434	84-1011378				PacificCare of Colorado, Inc.	CO	IA	United HealthCare Services, Inc.	Ownership	100.000	UnitedHealth Group Incorporated		
.0707	UnitedHealth Group Incorporated	.95685	86-0875231				PacificCare of Nevada, Inc.	UT	IA	United HealthCare Services, Inc.	Ownership	100.000	UnitedHealth Group Incorporated		
		.00000	98-1444613				Pacifico S.A. Entidad Prestadora de Salud	PER	NIA	Empremédica S. A.	Ownership	50.000	UnitedHealth Group Incorporated		
		.00000	48-1255983				Panama City Surgery Center, LLC	FL	NIA	SCA-Panama City Holdings, LLC	Ownership	53.558	UnitedHealth Group Incorporated		
		.00000	45-1484375				Park Hill Surgery Center, LLC	TX	NIA	Surgical Care Affiliates, LLC	Influence	51.000	UnitedHealth Group Incorporated		
		.00000	20-4127100				Parkway Surgery Center, LLC	DE	NIA	SCA-Hagerstown, LLC	Ownership	78.400	UnitedHealth Group Incorporated		
		.00000					Patrimonio Autónomo Nueva Clínica	COL	NIA	Clínica del Country S.A.S.	Ownership	65.180	UnitedHealth Group Incorporated		
		.00000					Patrimonio Autónomo Nueva Clínica	COL	NIA	Promotora Country S.A.	Ownership	0.230	UnitedHealth Group Incorporated		
		.00000					Patrimonio Autónomo Nueva Clínica	COL	NIA	Banmedica Internacional SpA	Ownership	9.670	UnitedHealth Group Incorporated		
		.00000	62-1451147				Payment Resolution Services, LLC	TN	NIA	OptumInsight, Inc.	Ownership	100.000	UnitedHealth Group Incorporated		
		.00000	75-3265056				PCCOV, Inc.	CA	NIA	PrimeCare Medical Network, Inc.	Ownership	100.000	UnitedHealth Group Incorporated		
		.00000	47-2429625				Penzo Enterprises, LLC	DE	NIA	OptumRx Holdings, LLC	Ownership	100.000	UnitedHealth Group Incorporated		
.0707	UnitedHealth Group Incorporated	.13607	20-5662149				Peoples Health, Inc.	LA	IA	New Orleans Regional Physician Hospital Organization, L.L.C.	Ownership	100.000	UnitedHealth Group Incorporated		
		.00000	20-5608977				Perham Physical Therapy, LTD	MN	NIA	ProHEALTH Medical Management, LLC	Ownership	100.000	UnitedHealth Group Incorporated		
		.00000	58-1978405				Perimeter Center for Outpatient Surgery, L.P.	GA	NIA	SHC Atlanta, LLC	Ownership	38.757	UnitedHealth Group Incorporated		.2
		.00000	47-5449645				Pharmaceutical Technologies Independent Practice Association, LLC	NY	NIA	Pharmaceutical Technologies, Inc.	Ownership	100.000	UnitedHealth Group Incorporated		
		.00000	47-0764793				Pharmaceutical Technologies, Inc.	NE	NIA	Diplomat Pharmacy, Inc.	Ownership	100.000	UnitedHealth Group Incorporated		

16.20

STATEMENT AS OF JUNE 30, 2021 OF THE UnitedHealthcare Plan of the River Valley, Inc.

**SCHEDULE Y**  
**PART 1A - DETAIL OF INSURANCE HOLDING COMPANY SYSTEM**

1	2	3	4	5	6	7	8	9	10	11	12	13	14	15	16		
Group Code	Group Name	NAIC Company Code	ID Number	Federal RSSD	CIK	Name of Securities Exchange if Publicly Traded (U.S. or International)	Names of Parent, Subsidiaries Or Affiliates	Domiciliary Location	Relationship to Reporting Entity	Directly Controlled by (Name of Entity/Person)	Type of Control (Ownership, Board, Management, Attorney-in-Fact, Influence, Other)	If Control is Ownership Provide Percentage	Ultimate Controlling Entity(ies)/Person(s)	Is an SCA Filing Required? (Y/N)	*		
0707	UnitedHealth Group Incorporated	.00000	35-2288416				PHC Subsidiary Holdings, LLC	TX	NIA	United HealthCare Services, Inc.	Ownership	100.000	UnitedHealth Group Incorporated				
		.00000	81-2902954					Physician Alliance of the Rockies, LLC	CO	NIA	New West Physicians, Inc.	Ownership	100.000	UnitedHealth Group Incorporated			
		.00000	30-0516435					Physician Partners Medical Group, Inc.	CA	NIA	Physician(s) Owned	Influence	0.000	UnitedHealth Group Incorporated		.1	
		.00000	91-1822767					Physicians Care Network, L.L.C.	WA	NIA	Physician(s) Owned	Influence	0.000	UnitedHealth Group Incorporated		.1	
		.00000	59-3438026					Physicians Day Surgery Center, LLC	FL	NIA	SCA Naples, LLC	Ownership	51.000	UnitedHealth Group Incorporated			
		.11494	04-3677255					Physicians Health Choice of Texas, LLC	TX	IA	PHC Subsidiary Holdings, LLC	Ownership	100.000	UnitedHealth Group Incorporated			
		.00000	52-1162824					Physicians Health Plan of Maryland, Inc.	MD	NIA	United HealthCare Services, Inc.	Ownership	100.000	UnitedHealth Group Incorporated			
		.00000	20-5170962					Physicians' Surgery Center of Downey, LLC	CA	NIA	SCA-AppleCare Partners, LLC	Ownership	59.998	UnitedHealth Group Incorporated			
		.00000	84-1498816					Pinnacle III, LLC	CO	NIA	SCA Pinnacle Holdings, LLC	Ownership	100.000	UnitedHealth Group Incorporated			
		.00000	98-1388873					Piano de Saúde Ana Costa Ltda.	BRA	NIA	Santos Administração e Participações S.A. Amil Assistência Médica Internacional S.A.	Ownership	25.140	UnitedHealth Group Incorporated			
		.00000	98-1388873					Piano de Saúde Ana Costa Ltda.	BRA	NIA	Plus One Health Management Puerto Rico, Inc.	Ownership	74.860	UnitedHealth Group Incorporated			
		.00000	66-0742844						Plus One Holdings, Inc.	DE	NIA	OptumHealth Care Solutions, LLC	Ownership	100.000	UnitedHealth Group Incorporated		
		.00000	13-3613705						PMI Acquisition, LLC	DE	NIA	Progressive Enterprises Holdings, Inc.	Ownership	100.000	UnitedHealth Group Incorporated		
		.00000	80-0670247						PMSI Holdings, LLC	DE	NIA	Progressive Enterprises Holdings, Inc.	Ownership	100.000	UnitedHealth Group Incorporated		
		.00000	26-3148744						PMSI Settlement Solutions, LLC	FL	NIA	PMSI Holdings, LLC	Ownership	100.000	UnitedHealth Group Incorporated		
		.00000	59-3166848						PMSI, LLC	FL	NIA	PMSI Holdings, LLC	Ownership	100.000	UnitedHealth Group Incorporated		
		.00000	56-2422696						Polar II Fundo de Investimento em Participações Multiestrategia	BRA	NIA	UnitedHealthcare International IV S.á r.l.	Ownership	100.000	UnitedHealth Group Incorporated		
		.00000	98-1083164						Polo Holdco, LLC	DE	NIA	Collaborative Care Holdings, LLC	Ownership	80.100	UnitedHealth Group Incorporated		
		.00000	47-5563848						Polyclinic Holdings, P.C.	WA	NIA	Physician(s) Owned	Influence	0.000	UnitedHealth Group Incorporated		.1
		.00000	83-3042027						Polyclinic Management Services Company, LLC	WA	NIA	The Polyclinic, PLLC	Ownership	100.000	UnitedHealth Group Incorporated		.1
		.00000	46-0508606						POMCO Network, Inc.	NY	NIA	POMCO, Inc.	Ownership	100.000	UnitedHealth Group Incorporated		
		.00000	46-5415205						POMCO, Inc.	NY	NIA	UMR, Inc.	Ownership	100.000	UnitedHealth Group Incorporated		
		.00000	15-0581348						Pomerado Outpatient Surgical Center, Inc.	CA	NIA	ASC Network, LLC	Ownership	100.000	UnitedHealth Group Incorporated		
		.00000	33-0261822						Pomerado Outpatient Surgical Center, L.P.	CA	NIA	Pomerado Outpatient Surgical Center, Inc.	Ownership	61.500	UnitedHealth Group Incorporated		
		.00000	33-0752699						Post-Acute Care Center for Research, LLC	DE	NIA	naviHealth, Inc.	Ownership	100.000	UnitedHealth Group Incorporated		
		.00000	30-0844501						PPH Holdings, LLC	DE	NIA	Practice Partners in Healthcare, LLC	Ownership	100.000	UnitedHealth Group Incorporated		
		.00000	27-1454121						PPH Management Company, L.L.C.	DE	NIA	Practice Partners in Healthcare, LLC	Ownership	100.000	UnitedHealth Group Incorporated		
		.00000	24-1453981						PPH-Columbia, Inc.	DE	NIA	Practice Partners in Healthcare, LLC	Ownership	100.000	UnitedHealth Group Incorporated		
		.00000	26-4490039						PPH-Gardendale, Inc.	DE	NIA	Practice Partners in Healthcare, LLC	Ownership	100.000	UnitedHealth Group Incorporated		
		.00000	26-4489980						Practice Partners in Healthcare, LLC	DE	NIA	SCA-Practice Partners Holdings, LLC	Ownership	100.000	UnitedHealth Group Incorporated		
		.00000	76-0770414						Preferred Care Partners Holding, Corp.	FL	NIA	United HealthCare Services, Inc.	Ownership	100.000	UnitedHealth Group Incorporated		
		.00000	65-0683927						Preferred Care Partners Medical Group, Inc.	FL	NIA	Preferred Care Partners Holding, Corp.	Ownership	100.000	UnitedHealth Group Incorporated		
		.00000	26-1845018						Preferred Care Partners, Inc.	FL	IA	Preferred Care Partners Holding, Corp.	Ownership	100.000	UnitedHealth Group Incorporated		
		.00000	65-0855893						Premier Choice ACO, Inc.	CA	NIA	PrimeCare Medical Network, Inc.	Ownership	100.000	UnitedHealth Group Incorporated		
		.00000	75-3265059						Premier Surgery Center of Louisville, L.P.	TN	NIA	SCA Premier Surgery Center of Louisville, LLC	Ownership	51.000	UnitedHealth Group Incorporated		
		.00000	72-1378216						Premiere Medical Resources, LLC	DE	NIA	Unity Health Network, LLC	Ownership	100.000	UnitedHealth Group Incorporated		
		.00000	20-1499748						Primary Care Associated Medical Group, Inc.	CA	NIA	NAIM Medical Group Holdings, Inc.	Ownership	100.000	UnitedHealth Group Incorporated		.1
		.00000	33-0527335						Prime Community Care, Inc.	CA	NIA	Physician(s) Owned	Influence	0.000	UnitedHealth Group Incorporated		.1
		.00000	30-0516440						Prime Health, Inc.	NV	NIA	Sierra Health Services, Inc.	Ownership	100.000	UnitedHealth Group Incorporated		
		.00000	88-0253112						PrimeCare Medical Group of Chino Valley, Inc.	CA	NIA	Physician(s) Owned	Influence	0.000	UnitedHealth Group Incorporated		.1
.00000	33-0645768						PrimeCare Medical Network, Inc.	CA	NIA	NAIM Holdings, Inc.	Ownership	100.000	UnitedHealth Group Incorporated				
.00000	33-0607478						PrimeCare of Citrus Valley, Inc.	CA	NIA	PrimeCare Medical Network, Inc.	Ownership	80.000	UnitedHealth Group Incorporated				
.00000	37-0757397						PrimeCare of Corona, Inc.	CA	NIA	PrimeCare Medical Network, Inc.	Ownership	100.000	UnitedHealth Group Incorporated				
.00000	33-0674407						PrimeCare of Hemet Valley, Inc.	CA	NIA	PrimeCare Medical Network, Inc.	Ownership	100.000	UnitedHealth Group Incorporated				
.00000	33-0674401						PrimeCare of Inland Valley, Inc.	CA	NIA	PrimeCare Medical Network, Inc.	Ownership	100.000	UnitedHealth Group Incorporated				
.00000	33-0674408						PrimeCare of Moreno Valley, Inc.	CA	NIA	PrimeCare Medical Network, Inc.	Ownership	100.000	UnitedHealth Group Incorporated				
.00000	33-0674402						PrimeCare of Redlands, Inc.	CA	NIA	PrimeCare Medical Network, Inc.	Ownership	100.000	UnitedHealth Group Incorporated				
.00000	33-0674400						PrimeCare of Riverside, Inc.	CA	NIA	PrimeCare Medical Network, Inc.	Ownership	100.000	UnitedHealth Group Incorporated				
.00000	33-0674404																

16.21

STATEMENT AS OF JUNE 30, 2021 OF THE UnitedHealthcare Plan of the River Valley, Inc.

**SCHEDULE Y**  
**PART 1A - DETAIL OF INSURANCE HOLDING COMPANY SYSTEM**

1	2	3	4	5	6	7	8	9	10	11	12	13	14	15	16
Group Code	Group Name	NAIC Company Code	ID Number	Federal RSSD	CIK	Name of Securities Exchange if Publicly Traded (U.S. or International)	Names of Parent, Subsidiaries Or Affiliates	Domi-ciliary Location	Relation-ship to Reporting Entity	Directly Controlled by (Name of Entity/Person)	Type of Control (Ownership, Board, Management, Attorney-in-Fact, Influence, Other)	If Control is Ownership Provide Percentage	Ultimate Controlling Entity(ies)/Person(s)	Is an SCA Filing Re-quired? (Y/N)	*
		.0000	14-1915328				PrimeCare of San Bernardino, Inc.	CA	NIA	PrimeCare Medical Network, Inc.	Ownership	100.000	UnitedHealth Group Incorporated		
		.0000	33-0698439				PrimeCare of Sun City, Inc.	CA	NIA	PrimeCare Medical Network, Inc.	Ownership	100.000	UnitedHealth Group Incorporated		
		.0000	33-0674409				PrimeCare of Temecula, Inc.	CA	NIA	PrimeCare Medical Network, Inc.	Ownership	100.000	UnitedHealth Group Incorporated		
		.0000	14-1873402				Procura Management, Inc.	DE	NIA	Healthcare Solutions, Inc.	Ownership	100.000	UnitedHealth Group Incorporated		
		.0000	27-4371197				Progressive Enterprises Holdings, Inc.	DE	NIA	OptumRx, Inc.	Ownership	100.000	UnitedHealth Group Incorporated		
		.0000	31-1192384				Progressive Medical, LLC	OH	NIA	PMI Acquisition, LLC	Ownership	100.000	UnitedHealth Group Incorporated		
		.0000	45-4469117				ProHEALTH Accountable Care Medical Group, PLLC	NY	NIA	ProHEALTH Care Associates, L.L.P.	Ownership	100.000	UnitedHealth Group Incorporated		.1
		.0000	11-3447394				ProHEALTH Ambulatory Surgery Center, Inc.	NY	NIA	Physician(s) Owned	Influence	0.000	UnitedHealth Group Incorporated		.1
		.0000	47-5656253				ProHEALTH Care Associates of New Jersey LLP	NJ	NIA	Physician(s) Owned	Influence	0.000	UnitedHealth Group Incorporated		.1
		.0000	11-3355604				ProHEALTH Care Associates, L.L.P.	NY	NIA	ProHEALTH Medical NY, P.C.	Ownership	51.000	UnitedHealth Group Incorporated		.1
		.0000	47-1049961				ProHEALTH Medical Management, LLC	DE	NIA	Collaborative Care Holdings, LLC	Ownership	100.000	UnitedHealth Group Incorporated		
		.0000	47-1388406				ProHEALTH Medical NY, P.C.	NY	NIA	Physician(s) Owned	Influence	0.000	UnitedHealth Group Incorporated		.1
		.0000	45-5470737				ProHealth Physicians ACO, LLC	CT	NIA	ProHealth Physicians, Inc.	Ownership	100.000	UnitedHealth Group Incorporated		
		.0000	06-1446075				ProHealth Physicians, Inc.	CT	NIA	Polo Holcso, LLC	Ownership	100.000	UnitedHealth Group Incorporated		
		.0000	06-1469068				ProHealth Physicians, P.C.	CT	NIA	Physician(s) Owned	Influence	0.000	UnitedHealth Group Incorporated		.1
		.0000	32-0455430				ProHealth Proton Center Management, LLC	DE	NIA	ProHEALTH Medical Management, LLC	Ownership	100.000	UnitedHealth Group Incorporated		
		.0000	47-5661535				ProHEALTH Urgent Care Medicine of New Jersey LLP	NJ	NIA	Physician(s) Owned	Influence	0.000	UnitedHealth Group Incorporated		.1
		.0000	46-1883579				ProHEALTH Urgent Care Medicine, PLLC	NY	NIA	ProHEALTH Care Associates, L.L.P.	Ownership	100.000	UnitedHealth Group Incorporated		.1
		.0000					ProHealth/CareMount Dental Management, LLC	NY	NIA	CareMount Dental Member, LLC	Ownership	46.000	UnitedHealth Group Incorporated		.2
		.0000	22-3493126				Promotora Country S.A.	COL	NIA	Banmedica S.A.	Ownership	50.000	UnitedHealth Group Incorporated		
		.0000	98-1444638				Pronounced Health Solutions, Inc.	DE	NIA	My Wellness Solutions, LLC	Ownership	100.000	UnitedHealth Group Incorporated		
		.0000	85-0775386				Prosemedic S.A.C.	PER	NIA	Pacifico S.A. Entidad Prestadora de Salud	Ownership	80.000	UnitedHealth Group Incorporated		
		.0000	82-2400620				Prospero Health Partners Florida, Inc.	FL	NIA	Physician(s) Owned	Influence	0.000	UnitedHealth Group Incorporated		.1
		.0000					Prospero Health Partners New York, P.C.	NY	NIA	Physician(s) Owned	Influence	0.000	UnitedHealth Group Incorporated		.1
		.0000	84-4569314				Prospero Health Partners North Carolina, P.C.	NC	NIA	Physician(s) Owned	Influence	0.000	UnitedHealth Group Incorporated		.1
		.0000	84-3234753				Prospero Health Partners, P.C.	MN	NIA	Physician(s) Owned	Influence	0.000	UnitedHealth Group Incorporated		.1
		.0000	83-4217561				Prospero Management Services, LLC	DE	NIA	Triple Aim Partners, LLC	Ownership	100.000	UnitedHealth Group Incorporated		
		.0000	84-3844362				Prospero Medical Services New Jersey, P.C.	NJ	NIA	Physician(s) Owned	Influence	0.000	UnitedHealth Group Incorporated		.1
		.0000	82-3765555				Providence & SCA Off-Campus Holdings, LLC	DE	NIA	SCA-Portland, LLC	Ownership	40.000	UnitedHealth Group Incorporated		.2
		.0000	82-3270499				Providence & SCA On-Campus Holdings, LLC	DE	NIA	SCA-Portland, LLC	Ownership	20.000	UnitedHealth Group Incorporated		.2
		.0000	83-1591205				Providence & SCA Outreach Markets Holdings, LLC	DE	NIA	SCA-Portland, LLC	Ownership	49.000	UnitedHealth Group Incorporated		.2
		.0000	90-0876656				PS Center, LLC	CA	NIA	Beach Surgical Holdings II, LLC	Ownership	100.000	UnitedHealth Group Incorporated		.2
		.0000	46-1061132				PSC Bellevue, LLC	NE	NIA	Pharmaceutical Technologies, Inc.	Ownership	100.000	UnitedHealth Group Incorporated		
		.0000	46-1371723				PSC Coventry, LLC	NE	NIA	Pharmaceutical Technologies, Inc.	Ownership	100.000	UnitedHealth Group Incorporated		
		.0000	46-1367698				PSC Properties, LLC	NE	NIA	Pharmaceutical Technologies, Inc.	Ownership	100.000	UnitedHealth Group Incorporated		
		.0000	85-0921665				Psychiatry Services of New York, P.C.	NY	NIA	Physician(s) Owned	Influence	0.000	UnitedHealth Group Incorporated		.1
		.0000	46-3901920				Pulse Platform, LLC	DE	NIA	Rally Health, Inc.	Ownership	100.000	UnitedHealth Group Incorporated		
		.0000	62-1804707				Qol Acquisition Holdings Corp.	DE	NIA	Genoa Healthcare, Inc.	Ownership	100.000	UnitedHealth Group Incorporated		
		.0000	35-2493256				R Cubed, Inc.	TN	NIA	naviHealth SM Holdings, Inc.	Ownership	100.000	UnitedHealth Group Incorporated		
		.0000	80-0947972				Rally Health, Inc.	DE	NIA	Optum Digital Health Holdings, LLC	Ownership	100.000	UnitedHealth Group Incorporated		
		.0000	94-3115625				Real Appeal, Inc.	DE	NIA	Rally Health, Inc.	Ownership	100.000	UnitedHealth Group Incorporated		
		.0000					Redlands Ambulatory Surgery Center	CA	NIA	Redlands-SCA Surgery Centers, Inc.	Ownership	54.000	UnitedHealth Group Incorporated		
		.0000	56-2627067				Redlands Family Practice Medical Group, Inc.	CA	NIA	Physician(s) Owned	Influence	0.000	UnitedHealth Group Incorporated		.1
		.0000	94-3115627				Redlands-SCA Surgery Centers, Inc.	CA	NIA	SC Affiliates, LLC	Ownership	100.000	UnitedHealth Group Incorporated		
		.0000	20-5251393				Reliant Medical Group The Endoscopy Center, LLC	MA	NIA	Reliant Medical Group, Inc.	Ownership	100.000	UnitedHealth Group Incorporated		.1
		.0000	04-2472266				Reliant Medical Group, Inc.	MA	NIA	Physician(s) Owned	Influence	0.000	UnitedHealth Group Incorporated		.1
		.0000	82-3745100				Reliant MSO, LLC	DE	NIA	Collaborative Care Holdings, LLC	Ownership	100.000	UnitedHealth Group Incorporated		
		.0000	46-0558032				Research Surgical Center LLC	CO	NIA	PPH Holdings, LLC	Ownership	51.000	UnitedHealth Group Incorporated		

16.22

STATEMENT AS OF JUNE 30, 2021 OF THE UnitedHealthcare Plan of the River Valley, Inc.

**SCHEDULE Y**  
**PART 1A - DETAIL OF INSURANCE HOLDING COMPANY SYSTEM**

1	2	3	4	5	6	7	8	9	10	11	12	13	14	15	16
Group Code	Group Name	NAIC Company Code	ID Number	Federal RSSD	CIK	Name of Securities Exchange if Publicly Traded (U.S. or International)	Names of Parent, Subsidiaries Or Affiliates	Domi-ciliary Location	Relation-ship to Reporting Entity	Directly Controlled by (Name of Entity/Person)	Type of Control (Ownership, Board, Management, Attorney-in-Fact, Influence, Other)	If Control is Ownership Provide Percentage	Ultimate Controlling Entity(ies)/Person(s)	Is an SCA Filing Re-quired? (Y/N)	*
		.0000	45-2515438				RightCare Solutions, Inc.	DE	NIA	naviHealth, Inc.	Ownership	100.000	UnitedHealth Group Incorporated		
		.0000	46-0758315				River Valley ASC, LLC	CT	NIA	SCA-River Valley, LLC	Ownership	58.312	UnitedHealth Group Incorporated		
		.0000	33-0055097				Riverside Community Healthplan Medical Group, Inc.	CA	NIA	NAMM Medical Group Holdings, Inc.	Ownership	100.000	UnitedHealth Group Incorporated		.1
		.0000					Riverside Corporate Wellness, LLC	WI	NIA	United HealthCare Services, Inc.	Ownership	50.000	UnitedHealth Group Incorporated		
		.0000	20-3420379				Riverside Electronic Healthcare Resources, Inc.	CA	NIA	Riverside Community Healthplan Medical Group, Inc.	Ownership	100.000	UnitedHealth Group Incorporated		.1
		.0000	32-0500242				Riverside Medical Management, LLC	DE	NIA	ProHEALTH Medical Management, LLC	Ownership	100.000	UnitedHealth Group Incorporated		
		.0000	22-3624559				Riverside Pediatric Group, P.C.	NJ	NIA	Physician(s) Owned	Influence	0.000	UnitedHealth Group Incorporated		.1
		.0000	83-2735771				Riverside Surgical Center of Meadowlands, LLC	NJ	NIA	SCA-Riverside Partners, LLC	Ownership	100.000	UnitedHealth Group Incorporated		
		.0000	83-2722082				Riverside Surgical Center of Newark, LLC	NJ	NIA	SCA-Riverside Partners, LLC	Ownership	90.000	UnitedHealth Group Incorporated		
		.0000	86-0857176				Robert B. McBeath, M.D. II, P.C.	NV	NIA	Physician(s) Owned	Influence	0.000	UnitedHealth Group Incorporated		.1
		.0000	46-2662506				Robert B. McBeath, M.D. III, P.C.	NV	NIA	Robert B. McBeath, M.D. II, P.C.	Ownership	100.000	UnitedHealth Group Incorporated		.1
		.0000	88-0310956				Robert B. McBeath, M.D., Professional Corporation	NV	NIA	Physician(s) Owned	Influence	0.000	UnitedHealth Group Incorporated		.1
		.0000	04-3713185				Rockville Eye Surgery Center, LLC	MD	NIA	SCA Palisades Holdings, LLC	Ownership	55.000	UnitedHealth Group Incorporated		
.0707	UnitedHealth Group Incorporated	95482	84-0614905				Rocky Mountain Health Maintenance Organization, Incorporated	CO	IA	United HealthCare Services, Inc.	Ownership	100.000	UnitedHealth Group Incorporated		
		.0000	84-1224718				Rocky Mountain HealthCare Options, Inc.	CO	NIA	Rocky Mountain Health Maintenance Organization, Incorporated	Ownership	100.000	UnitedHealth Group Incorporated		
		.0000	83-0521940				Sacred Heart ASC, LLC	FL	NIA	SVHS-SCA Florida JV, LLC	Ownership	55.000	UnitedHealth Group Incorporated		
		.0000					Saden S.A.	CHL	NIA	Clínica Dávila y Servicios Médicos S.p.A.	Ownership	0.077	UnitedHealth Group Incorporated		
		.0000					Saden S.A.	CHL	NIA	Banmedica S.A.	Ownership	99.923	UnitedHealth Group Incorporated		
		.0000	85-2734753				Salem JV Holdings, LLC	DE	NIA	Surgicare of Salem, LLC	Ownership	51.000	UnitedHealth Group Incorporated		
		.0000	74-2462470				Salem Surgery Center, LLC	OR	NIA	Surgicare of Salem, LLC	Ownership	75.000	UnitedHealth Group Incorporated		
		.0000	74-2462470				Salem Surgery Center, LLC	OR	NIA	SC Affiliates, LLC	Ownership	1.000	UnitedHealth Group Incorporated		
		.0000	45-2219585				Salveo Specialty Pharmacy, Inc.	DE	NIA	OptumRx Administrative Services, LLC	Ownership	100.000	UnitedHealth Group Incorporated		
		.0000					San Bernardino Medical Group, Inc.	CA	NIA	NAMM Medical Group Holdings, Inc.	Ownership	100.000	UnitedHealth Group Incorporated		.1
		.0000	77-0322251				San Diego Endoscopy Center	CA	NIA	Endoscopy Center Affiliates, Inc.	Ownership	35.000	UnitedHealth Group Incorporated		.2
		.0000	27-3787593				Sand Lake SurgiCenter, LLC	FL	NIA	SCA-Sand Lake, LLC	Ownership	51.455	UnitedHealth Group Incorporated		
		.0000	91-2127820				Santa Cruz Endoscopy Center, LLC	CA	NIA	SCA Pacific Holdings, Inc.	Ownership	50.000	UnitedHealth Group Incorporated		
		.0000					Santa Helena Assistência Médica S.A.	BRA	NIA	EIual Participações S.A.	Ownership	22.292	UnitedHealth Group Incorporated		
		.0000					Santa Helena Assistência Médica S.A.	BRA	NIA	Amil Assistência Médica Internacional S.A.	Ownership	77.708	UnitedHealth Group Incorporated		
		.0000					Santa Helena Assistência Médica S.A.	BRA	NIA	Amil Assistência Médica Internacional S.A.	Ownership	100.000	UnitedHealth Group Incorporated		
		.0000	85-1941832				Santos Administração e Participações S.A.	BRA	NIA		Ownership	100.000	UnitedHealth Group Incorporated		
		.0000	85-0666386				Sanvello Behavioral Health Services of Michigan, P.C.	DE	NIA	Physician(s) Owned	Influence	0.000	UnitedHealth Group Incorporated		.1
		.0000	85-1959641				Sanvello Behavioral Health Services of New Jersey, P.C.	NJ	NIA	Physician(s) Owned	Influence	0.000	UnitedHealth Group Incorporated		.1
		.0000					Sanvello Behavioral Health Services of North Carolina, P.C.	NC	NIA	Physician(s) Owned	Influence	0.000	UnitedHealth Group Incorporated		.1
		.0000	84-3152209				Sanvello Behavioral Health Services of Texas, P.A.	TX	NIA	Physician(s) Owned	Influence	0.000	UnitedHealth Group Incorporated		.1
		.0000	84-1754732				Sanvello Behavioral Health Services, P.A.	DE	NIA	Physician(s) Owned	Influence	0.000	UnitedHealth Group Incorporated		.1
		.0000	83-3057919				Sanvello Health Holdings, LLC	DE	NIA	OptumHealth Holdings, LLC	Ownership	100.000	UnitedHealth Group Incorporated		
		.0000	47-1920345				Sanvello Health Inc.	DE	NIA	Sanvello Health Holdings, LLC	Ownership	14.750	UnitedHealth Group Incorporated		
		.0000	47-1920345				Sanvello Health Inc.	DE	NIA	OptumHealth Holdings, LLC	Ownership	14.210	UnitedHealth Group Incorporated		
		.0000					Sanvello Health Limited	GBR	NIA	Sanvello Health Inc.	Ownership	100.000	UnitedHealth Group Incorporated		
		.0000	62-1149229				SC Affiliates, LLC	DE	NIA	Surgical Care Affiliates, LLC	Ownership	100.000	UnitedHealth Group Incorporated		
		.0000	86-1452226				SCA AHN JV Holdings, LLC	DE	NIA	SCA ESSC Holdings, LLC	Ownership	51.000	UnitedHealth Group Incorporated		
		.0000	92-0080881				SCA Alaska Surgery Center, Inc.	AK	NIA	SC Affiliates, LLC	Ownership	100.000	UnitedHealth Group Incorporated		
		.0000	47-5537316				SCA Athens, LLC	DE	NIA	SC Affiliates, LLC	Ownership	100.000	UnitedHealth Group Incorporated		

STATEMENT AS OF JUNE 30, 2021 OF THE UnitedHealthcare Plan of the River Valley, Inc.

**SCHEDULE Y**  
**PART 1A - DETAIL OF INSURANCE HOLDING COMPANY SYSTEM**

1	2	3	4	5	6	7	8	9	10	11	12	13	14	15	16
Group Code	Group Name	NAIC Company Code	ID Number	Federal RSSD	CIK	Name of Securities Exchange if Publicly Traded (U.S. or International)	Names of Parent, Subsidiaries Or Affiliates	Domiciliary Location	Relationship to Reporting Entity	Directly Controlled by (Name of Entity/Person)	Type of Control (Ownership, Board, Management, Attorney-in-Fact, Influence, Other)	If Control is Ownership Provide Percentage	Ultimate Controlling Entity(ies)/Person(s)	Is an SCA Filing Required? (Y/N)	*
		.00000	47-5014406				SCA Austin Holdings, LLC	DE	NIA	SCA Affiliates, LLC	Ownership	100.000	UnitedHealth Group Incorporated		
		.00000	47-5051685				SCA Austin Medical Center Holdings, LLC	DE	NIA	SCA Austin Holdings, LLC	Ownership	100.000	UnitedHealth Group Incorporated		
		.00000	85-2723465				SCA Bloomfield Holdings, LLC	DE	NIA	SCA Affiliates, LLC	Ownership	100.000	UnitedHealth Group Incorporated		
		.00000	45-4230864				SCA BOSC Holdings, LLC	DE	NIA	SunSurgery, LLC	Ownership	25.000	UnitedHealth Group Incorporated		
		.00000	45-4230864				SCA BOSC Holdings, LLC	DE	NIA	Surgery Center Holding, LLC	Ownership	25.000	UnitedHealth Group Incorporated		
		.00000	45-4230864				SCA BOSC Holdings, LLC	DE	NIA	SCA Affiliates, LLC	Ownership	25.000	UnitedHealth Group Incorporated		
		.00000	45-4230864				SCA BOSC Holdings, LLC	DE	NIA	National Surgery Centers, LLC	Ownership	25.000	UnitedHealth Group Incorporated		
		.00000	47-5030792				SCA Cedar Park Holdings, LLC	DE	NIA	SCA Austin Holdings, LLC	Ownership	100.000	UnitedHealth Group Incorporated		
		.00000	84-4338108				SCA Clifton, LLC	DE	NIA	SCA Affiliates, LLC	Ownership	100.000	UnitedHealth Group Incorporated		
		.00000	85-4043847				SCA Cottonwood Holdings, LLC	DE	NIA	SCA Affiliates, LLC	Ownership	100.000	UnitedHealth Group Incorporated		
		.00000	04-3170801				SCA Danbury Surgical Center, LLC	DE	NIA	SunSurgery, LLC	Ownership	63.013	UnitedHealth Group Incorporated		
		.00000	85-2019401				SCA Denver Holdings, LLC	DE	NIA	SCA Affiliates, LLC	Ownership	100.000	UnitedHealth Group Incorporated		
		.00000	62-1535981				SCA Development, LLC	DE	NIA	SCA Affiliates, LLC	Ownership	100.000	UnitedHealth Group Incorporated		
		.00000	85-3450755				SCA Duluth Holdings, LLC	DE	NIA	SCA Affiliates, LLC	Ownership	100.000	UnitedHealth Group Incorporated		
		.00000	86-1889923				SCA Duncanville Holdings, LLC	DE	NIA	SCA Affiliates, LLC	Ownership	100.000	UnitedHealth Group Incorporated		
		.00000	86-1855507				SCA Duncanville MSO, LLC	TX	NIA	SCA Duncanville Holdings, LLC	Ownership	51.000	UnitedHealth Group Incorporated		
		.00000					SCA eCode Solutions Private Limited	IND	NIA	eCode Solutions, LLC	Ownership	100.000	UnitedHealth Group Incorporated		
		.00000	86-3781364				SCA Englewood Holdings, LLC	DE	NIA	SCA Affiliates, LLC	Ownership	100.000	UnitedHealth Group Incorporated		
		.00000	86-1452517				SCA ESSC Holdings, LLC	DE	NIA	SCA Affiliates, LLC	Ownership	100.000	UnitedHealth Group Incorporated		
		.00000	85-2064446				SCA Global One Holdings, LLC	DE	NIA	SCA Affiliates, LLC	Ownership	100.000	UnitedHealth Group Incorporated		
		.00000	85-3472510				SCA Greenway Holdings, LLC	DE	NIA	SCA Affiliates, LLC	Ownership	49.000	UnitedHealth Group Incorporated		2
		.00000	85-4003008				SCA Grove Creek Holdings, LLC	DE	NIA	SCA Affiliates, LLC	Ownership	100.000	UnitedHealth Group Incorporated		
		.00000	85-2734387				SCA Guilford Holdings, LLC	DE	NIA	SCA Affiliates, LLC	Ownership	100.000	UnitedHealth Group Incorporated		
		.00000	47-5064834				SCA Hays Holdings, LLC	DE	NIA	SCA Austin Holdings, LLC	Ownership	100.000	UnitedHealth Group Incorporated		
		.00000	83-2735871				SCA Heartland Holdings, LLC	DE	NIA	SCA Affiliates, LLC	Ownership	100.000	UnitedHealth Group Incorporated		
		.00000	86-1735298				SCA High Point Holdings, LLC	DE	NIA	SCA Affiliates, LLC	Ownership	100.000	UnitedHealth Group Incorporated		
		.00000	36-4869243				SCA HoldCo, Inc.	DE	NIA	Collaborative Care Holdings, LLC	Ownership	100.000	UnitedHealth Group Incorporated		
		.00000	27-1664837				SCA Holding Company, Inc.	DE	NIA	SCA Surgery Holdings, LLC	Ownership	100.000	UnitedHealth Group Incorporated		
		.00000	47-1256943				SCA Holdings, Inc.	CA	NIA	National Surgery Centers, LLC	Ownership	100.000	UnitedHealth Group Incorporated		
		.00000	45-4240475				SCA IEC Holdings, LLC	DE	NIA	SunSurgery, LLC	Ownership	25.000	UnitedHealth Group Incorporated		
		.00000	45-4240475				SCA IEC Holdings, LLC	DE	NIA	Surgery Center Holding, LLC	Ownership	25.000	UnitedHealth Group Incorporated		
		.00000	45-4240475				SCA IEC Holdings, LLC	DE	NIA	SCA Affiliates, LLC	Ownership	25.000	UnitedHealth Group Incorporated		
		.00000	45-4240475				SCA IEC Holdings, LLC	DE	NIA	National Surgery Centers, LLC	Ownership	25.000	UnitedHealth Group Incorporated		
		.00000	45-2684108				SCA Indiana Holdings, LLC	DE	NIA	SunSurgery, LLC	Ownership	25.000	UnitedHealth Group Incorporated		
		.00000	45-2684108				SCA Indiana Holdings, LLC	DE	NIA	Surgery Center Holding, LLC	Ownership	25.000	UnitedHealth Group Incorporated		
		.00000	45-2684108				SCA Indiana Holdings, LLC	DE	NIA	SCA Affiliates, LLC	Ownership	25.000	UnitedHealth Group Incorporated		
		.00000	45-2684108				SCA Indiana Holdings, LLC	DE	NIA	National Surgery Centers, LLC	Ownership	25.000	UnitedHealth Group Incorporated		
		.00000	85-2044403				SCA Lutheran Holdings, LLC	DE	NIA	SCA Affiliates, LLC	Ownership	100.000	UnitedHealth Group Incorporated		
		.00000	85-3425387				SCA Maple Grove Holdings, LLC	DE	NIA	SCA Affiliates, LLC	Ownership	49.000	UnitedHealth Group Incorporated		2
		.00000	85-2302375				SCA Mohawk Holdings, LLC	DE	NIA	SCA Affiliates, LLC	Ownership	100.000	UnitedHealth Group Incorporated		
		.00000	85-4043674				SCA Northern Utah Holdings, LLC	DE	NIA	SCA Affiliates, LLC	Ownership	100.000	UnitedHealth Group Incorporated		
		.00000	85-2527319				SCA Northwest Holdings, LLC	DE	NIA	SCA Affiliates, LLC	Ownership	100.000	UnitedHealth Group Incorporated		
		.00000	62-1505276				SCA of Clarksville, Inc.	TN	NIA	Surgical Health, LLC	Ownership	100.000	UnitedHealth Group Incorporated		
		.00000	85-2065454				SCA Outside New Jersey, LLC	DE	NIA	SCA Affiliates, LLC	Ownership	100.000	UnitedHealth Group Incorporated		
		.00000	27-1707364				SCA Pacific Holdings, Inc.	CA	NIA	SCA Affiliates, LLC	Ownership	100.000	UnitedHealth Group Incorporated		
		.00000	85-1370857				SCA Palisades Holdings, LLC	DE	NIA	SCA Affiliates, LLC	Ownership	100.000	UnitedHealth Group Incorporated		
		.00000	46-1686425				SCA Pennsylvania Holdings, LLC	DE	NIA	Surgery Center Holding, LLC	Ownership	100.000	UnitedHealth Group Incorporated		
		.00000	85-0817999				SCA Pinnacle Holdings, LLC	DE	NIA	SCA Affiliates, LLC	Ownership	100.000	UnitedHealth Group Incorporated		
		.00000					SCA Premier Surgery Center of Louisville, LLC	DE	NIA	SCA Affiliates, LLC	Ownership	100.000	UnitedHealth Group Incorporated		
		.00000	72-1386840				SCA Providence Holdings, LLC	DE	NIA	SCA Affiliates, LLC	Ownership	100.000	UnitedHealth Group Incorporated		
		.00000	81-5211225				SCA Rockledge JV, LLC	DE	NIA	SCA-Merritt, LLC	Ownership	94.874	UnitedHealth Group Incorporated		
		.00000	81-5211225				SCA Rockledge JV, LLC	DE	NIA	Endoscopy Center Affiliates, Inc.	Ownership	1.000	UnitedHealth Group Incorporated		
		.00000	45-4252645				SCA ROCS Holdings, LLC	DE	NIA	National Surgery Centers, LLC	Ownership	25.000	UnitedHealth Group Incorporated		

16.24

STATEMENT AS OF JUNE 30, 2021 OF THE UnitedHealthcare Plan of the River Valley, Inc.

**SCHEDULE Y**  
**PART 1A - DETAIL OF INSURANCE HOLDING COMPANY SYSTEM**

1	2	3	4	5	6	7	8	9	10	11	12	13	14	15	16
Group Code	Group Name	NAIC Company Code	ID Number	Federal RSSD	CIK	Name of Securities Exchange if Publicly Traded (U.S. or International)	Names of Parent, Subsidiaries Or Affiliates	Domiciliary Location	Relationship to Reporting Entity	Directly Controlled by (Name of Entity/Person)	Type of Control (Ownership, Board, Management, Attorney-in-Fact, Influence, Other)	If Control is Ownership Provide Percentage	Ultimate Controlling Entity(ies)/Person(s)	Is an SCA Filing Required? (Y/N)	*
		.00000	45-4252645				SCA ROCS Holdings, LLC	DE	NIA	Surgery Center Holding, LLC	Ownership	25.000	UnitedHealth Group Incorporated		
		.00000	45-4252645				SCA ROCS Holdings, LLC	DE	NIA	SunSurgery, LLC	Ownership	25.000	UnitedHealth Group Incorporated		
		.00000	45-4252645				SCA ROCS Holdings, LLC	DE	NIA	SC Affiliates, LLC	Ownership	25.000	UnitedHealth Group Incorporated		
		.00000	84-3689385				SCA Sage Medical MSO, LLC	DE	NIA	SCA Sage Medical, LLC	Ownership	26.000	UnitedHealth Group Incorporated		2
		.00000	84-3673924				SCA Sage Medical, LLC	DE	NIA	SC Affiliates, LLC	Ownership	100.000	UnitedHealth Group Incorporated		
		.00000	85-2811475				SCA San Diego Holdings, LLC	DE	NIA	SCA-San Diego, Inc.	Ownership	100.000	UnitedHealth Group Incorporated		
		.00000	85-2235871				SCA Skyway Holdings, LLC	DE	NIA	SC Affiliates, LLC	Ownership	100.000	UnitedHealth Group Incorporated		
		.00000	85-4002809				SCA South Ogden Holdings, LLC	DE	NIA	SC Affiliates, LLC	Ownership	100.000	UnitedHealth Group Incorporated		
		.00000	47-4928368				SCA Southwestern PA, LLC	DE	NIA	SC Affiliates, LLC	Ownership	100.000	UnitedHealth Group Incorporated		
		.00000	47-3165040				SCA Specialists of Florida, LLC	DE	NIA	SCA Surgery Holdings, LLC	Ownership	100.000	UnitedHealth Group Incorporated		
		.00000	85-2786147				SCA Specialty Holdings of Connecticut, LLC	DE	NIA	SC Affiliates, LLC	Ownership	100.000	UnitedHealth Group Incorporated		
		.00000	85-2235642				SCA Spectrum Health Partners, LLC	MI	NIA	SCA Spectrum Holdings, LLC	Ownership	100.000	UnitedHealth Group Incorporated		
		.00000	85-2811679				SCA Spectrum Holdings, LLC	DE	NIA	SC Affiliates, LLC	Ownership	100.000	UnitedHealth Group Incorporated		
		.00000	45-4266502				SCA SSSC Holdings, LLC	DE	NIA	Surgery Center Holding, LLC	Ownership	25.000	UnitedHealth Group Incorporated		
		.00000	45-4266502				SCA SSSC Holdings, LLC	DE	NIA	SunSurgery, LLC	Ownership	25.000	UnitedHealth Group Incorporated		
		.00000	45-4266502				SCA SSSC Holdings, LLC	DE	NIA	SC Affiliates, LLC	Ownership	25.000	UnitedHealth Group Incorporated		
		.00000	45-4266502				SCA SSSC Holdings, LLC	DE	NIA	National Surgery Centers, LLC	Ownership	25.000	UnitedHealth Group Incorporated		
		.00000	47-5038680				SCA Stonegate Holdings, LLC	DE	NIA	SCA Austin Holdings, LLC	Ownership	100.000	UnitedHealth Group Incorporated		
		.00000	26-2602268				SCA Surgery Holdings, LLC	DE	NIA	Surgical Care Affiliates, LLC	Ownership	100.000	UnitedHealth Group Incorporated		
		.00000	75-2501088				SCA Surgicare of Laguna Hills, LLC	DE	NIA	Surgery Center Holding, LLC	Ownership	100.000	UnitedHealth Group Incorporated		
		.00000	85-3263993				SCA West Health Holdings, LLC	DE	NIA	SC Affiliates, LLC	Ownership	100.000	UnitedHealth Group Incorporated		
		.00000	85-4150186				SCA Westgreen Holdings, LLC	DE	NIA	SC Affiliates, LLC	Ownership	68.628	UnitedHealth Group Incorporated		
		.00000	85-3491574				SCA Woodbury Holdings, LLC	DE	NIA	SC Affiliates, LLC	Ownership	49.000	UnitedHealth Group Incorporated		2
		.00000	74-2555097				SCA-Albuquerque Surgery Properties, Inc.	NM	NIA	SC Affiliates, LLC	Ownership	100.000	UnitedHealth Group Incorporated		
		.00000	47-1807383				SCA-Alliance, LLC	DE	NIA	SCA Surgery Holdings, LLC	Ownership	51.000	UnitedHealth Group Incorporated		
		.00000	82-4763869				SCA-Anne Arundel, LLC	DE	NIA	SC Affiliates, LLC	Ownership	100.000	UnitedHealth Group Incorporated		
		.00000	83-2703057				SCA-AppleCare Partners, LLC	DE	NIA	SCA-Downey, LLC	Ownership	69.999	UnitedHealth Group Incorporated		
		.00000	82-3857984				SCA-Bethesda, LLC	DE	NIA	SC Affiliates, LLC	Ownership	90.161	UnitedHealth Group Incorporated		
		.00000	62-1530120				SCA-Blue Ridge, LLC	DE	NIA	SC Affiliates, LLC	Ownership	100.000	UnitedHealth Group Incorporated		
		.00000	83-1529292				SCA-Bonita Springs, LLC	DE	NIA	SC Affiliates, LLC	Ownership	80.392	UnitedHealth Group Incorporated		
		.00000	82-1980137				SCA-Brandon, LLC	DE	NIA	SC Affiliates, LLC	Ownership	100.000	UnitedHealth Group Incorporated		
		.00000	83-1094012				SCA-Castle Rock, LLC	DE	NIA	SC Affiliates, LLC	Ownership	68.736	UnitedHealth Group Incorporated		
		.00000	47-1535510				SCA-Central Florida, LLC	DE	NIA	SC Affiliates, LLC	Ownership	53.364	UnitedHealth Group Incorporated		
		.00000	58-1709758				SCA-Charleston, LLC	DE	NIA	SCA Surgery Holdings, LLC	Ownership	100.000	UnitedHealth Group Incorporated		
		.00000	82-4511713				SCA-Chatam, LLC	DE	NIA	SC Affiliates, LLC	Ownership	100.000	UnitedHealth Group Incorporated		
		.00000	81-3301058				SCA-Chevy Chase, LLC	DE	NIA	SC Affiliates, LLC	Ownership	100.000	UnitedHealth Group Incorporated		
		.00000	62-1516306				SCA-Citrus, Inc.	TN	NIA	SC Affiliates, LLC	Ownership	100.000	UnitedHealth Group Incorporated		
		.00000	83-1541326				SCA-Colonial Partners, LLC	DE	NIA	SCA-Ft. Myers, LLC	Ownership	69.698	UnitedHealth Group Incorporated		
		.00000	93-1047471				SCA-Colorado Springs, LLC	DE	NIA	SC Affiliates, LLC	Ownership	100.000	UnitedHealth Group Incorporated		
		.00000	83-1585952				SCA-Connecticut Partners, LLC	DE	NIA	SunSurgery, LLC	Ownership	29.410	UnitedHealth Group Incorporated		2
		.00000	47-4028383				SCA-Davenport, LLC	DE	NIA	SC Affiliates, LLC	Ownership	100.000	UnitedHealth Group Incorporated		
		.00000	84-2003112				SCA-Denver Physicians Holdings, LLC	CO	NIA	SCA-Denver, LLC	Ownership	54.425	UnitedHealth Group Incorporated		
		.00000	84-2997638				SCA-Denver, LLC	DE	NIA	SC Affiliates, LLC	Ownership	100.000	UnitedHealth Group Incorporated		
		.00000	82-1470227				SCA-Derry, LLC	DE	NIA	SC Affiliates, LLC	Ownership	78.873	UnitedHealth Group Incorporated		
		.00000	81-3734814				SCA-Doral, LLC	DE	NIA	SC Affiliates, LLC	Ownership	100.000	UnitedHealth Group Incorporated		
		.00000	83-3055579				SCA-Downey, LLC	DE	NIA	SC Affiliates, LLC	Ownership	100.000	UnitedHealth Group Incorporated		
		.00000	83-1093886				SCA-Dry Creek, LLC	DE	NIA	SC Affiliates, LLC	Ownership	100.000	UnitedHealth Group Incorporated		
		.00000	81-1594261				SCA-Dublin, LLC	DE	NIA	SC Affiliates, LLC	Ownership	100.000	UnitedHealth Group Incorporated		
		.00000	81-3301305				SCA-Encinitas, Inc.	DE	NIA	Surgical Health, LLC	Ownership	100.000	UnitedHealth Group Incorporated		
		.00000	62-1541235				SCA-Eugene, Inc.	TN	NIA	SC Affiliates, LLC	Ownership	100.000	UnitedHealth Group Incorporated		
		.00000	83-2805878				SCA-First Coast, LLC	DE	NIA	SC Affiliates, LLC	Ownership	100.000	UnitedHealth Group Incorporated		
		.00000	62-1551099				SCA-Florence, LLC	DE	NIA	SC Affiliates, LLC	Ownership	100.000	UnitedHealth Group Incorporated		
		.00000	93-1067967				SCA-Fort Collins, Inc.	CO	NIA	SC Affiliates, LLC	Ownership	100.000	UnitedHealth Group Incorporated		
		.00000	62-1502719				SCA-Fort Walton, Inc.	TN	NIA	SC Affiliates, LLC	Ownership	100.000	UnitedHealth Group Incorporated		

16.25

**SCHEDULE Y**  
**PART 1A - DETAIL OF INSURANCE HOLDING COMPANY SYSTEM**

1	2	3	4	5	6	7	8	9	10	11	12	13	14	15	16
Group Code	Group Name	NAIC Company Code	ID Number	Federal RSSD	CIK	Name of Securities Exchange if Publicly Traded (U.S. or International)	Names of Parent, Subsidiaries Or Affiliates	Domiciliary Location	Relationship to Reporting Entity	Directly Controlled by (Name of Entity/Person)	Type of Control (Ownership, Board, Management, Attorney-in-Fact, Influence, Other)	If Control is Ownership Provide Percentage	Ultimate Controlling Entity(ies)/Person(s)	Is an SCA Filing Required? (Y/N)	*
		.0000	47-3641516				SCA-Franklin, LLC	DE	NIA	SC Affiliates, LLC	Ownership	100.000	UnitedHealth Group	Incorporated	
		.0000	81-2727879				SCA-Frederick, LLC	DE	NIA	SC Affiliates, LLC	Ownership	100.000	UnitedHealth Group	Incorporated	
		.0000	82-3535257				SCA-Freeway Holdings, LLC	DE	NIA	SC Affiliates, LLC	Ownership	100.000	UnitedHealth Group	Incorporated	
		.0000	36-4907566				SCA-Ft. Myers, LLC	DE	NIA	SC Affiliates, LLC	Ownership	100.000	UnitedHealth Group	Incorporated	
		.0000	62-1547690				SCA-Gainesville, LLC	DE	NIA	SC Affiliates, LLC	Ownership	100.000	UnitedHealth Group	Incorporated	
		.0000	81-1956407				SCA-Gladiolus, LLC	DE	NIA	SC Affiliates, LLC	Ownership	100.000	UnitedHealth Group	Incorporated	
		.0000	83-4156034				SCA-Glenwood Holdings, LLC	DE	NIA	Glenwood-SC, Inc.	Ownership	79.447	UnitedHealth Group	Incorporated	
		.0000	82-1438326				SCA-Grants Pass, LLC	DE	NIA	SC Affiliates, LLC	Ownership	100.000	UnitedHealth Group	Incorporated	
		.0000	81-2376695				SCA-Grove Place, LLC	DE	NIA	SC Affiliates, LLC	Ownership	73.754	UnitedHealth Group	Incorporated	
		.0000	47-3466283				SCA-Hagerstown, LLC	DE	NIA	SC Affiliates, LLC	Ownership	100.000	UnitedHealth Group	Incorporated	
		.0000	81-4605501				SCA-Hamden, LLC	DE	NIA	SC Affiliates, LLC	Ownership	100.000	UnitedHealth Group	Incorporated	
		.0000	47-5229514				SCA-Hilton Head, LLC	DE	NIA	SC Affiliates, LLC	Ownership	100.000	UnitedHealth Group	Incorporated	
		.0000	62-1506650				SCA-Honolulu, LLC	DE	NIA	SC Affiliates, LLC	Ownership	100.000	UnitedHealth Group	Incorporated	
		.0000	81-3445356				SCA-Houston Executive, LLC	DE	NIA	SC Affiliates, LLC	Ownership	100.000	UnitedHealth Group	Incorporated	
		.0000	81-1666861				SCA-Illinois, LLC	DE	NIA	SCA Surgery Holdings, LLC	Ownership	100.000	UnitedHealth Group	Incorporated	
		.0000	47-3930052				SCA-IT Holdings, LLC	DE	NIA	SC Affiliates, LLC	Ownership	100.000	UnitedHealth Group	Incorporated	
		.0000	83-3090526				SCA-JPM Holdings, LLC	DE	NIA	SC Affiliates, LLC	Ownership	100.000	UnitedHealth Group	Incorporated	
		.0000	83-1102109				SCA-Kissing Camels Holdings, LLC	DE	NIA	SCA Surgery Holdings, LLC	Ownership	100.000	UnitedHealth Group	Incorporated	
		.0000	81-4292506				SCA-Main Street, LLC	DE	NIA	SC Affiliates, LLC	Ownership	100.000	UnitedHealth Group	Incorporated	
		.0000	47-1751165				SCA-Marina del Rey, LLC	CA	NIA	SC Affiliates, LLC	Ownership	100.000	UnitedHealth Group	Incorporated	
		.0000	81-1367813				SCA-MC VBP, Inc.	DE	NIA	SC Affiliates, LLC	Ownership	100.000	UnitedHealth Group	Incorporated	
		.0000	62-1184188				SCA-Mecklenburg Development Corp.	NC	NIA	SC Affiliates, LLC	Ownership	100.000	UnitedHealth Group	Incorporated	
		.0000	81-4616104				SCA-Memorial City, LLC	DE	NIA	SC Affiliates, LLC	Ownership	100.000	UnitedHealth Group	Incorporated	
		.0000	83-3709010				SCA-Memorial, LLC	DE	NIA	SC Affiliates, LLC	Ownership	100.000	UnitedHealth Group	Incorporated	
		.0000	81-1771410				SCA-Merritt, LLC	DE	NIA	SC Affiliates, LLC	Ownership	100.000	UnitedHealth Group	Incorporated	
		.0000	82-2455773				SCA-Midlands, LLC	DE	NIA	SC Affiliates, LLC	Ownership	100.000	UnitedHealth Group	Incorporated	
		.0000	81-2976543				SCA-Midway Management, LLC	IL	NIA	SC Affiliates, LLC	Ownership	100.000	UnitedHealth Group	Incorporated	
		.0000	80-0070617				SCA-Mobile, LLC	DE	NIA	SC Affiliates, LLC	Ownership	100.000	UnitedHealth Group	Incorporated	
		.0000	81-1065674				SCA-Mokena, LLC	DE	NIA	SC Affiliates, LLC	Ownership	100.000	UnitedHealth Group	Incorporated	
		.0000					SCA-Morris Avenue, LLC	DE	NIA	SC Affiliates, LLC	Ownership	100.000	UnitedHealth Group	Incorporated	
		.0000	84-4936803				SCA-Morris County, LLC	DE	NIA	SC Affiliates, LLC	Ownership	100.000	UnitedHealth Group	Incorporated	
		.0000	62-1506655				SCA-Mt. Pleasant, LLC	DE	NIA	SC Affiliates, LLC	Ownership	100.000	UnitedHealth Group	Incorporated	
		.0000	81-2850365				SCA-Naperville, LLC	DE	NIA	SC Affiliates, LLC	Ownership	100.000	UnitedHealth Group	Incorporated	
		.0000	82-3002171				SCA-Naples, LLC	DE	NIA	SC Affiliates, LLC	Ownership	100.000	UnitedHealth Group	Incorporated	
		.0000	47-4418919				SCA-New Jersey, LLC	DE	NIA	SC Affiliates, LLC	Ownership	100.000	UnitedHealth Group	Incorporated	
		.0000	47-1760663				SCA-Newport Beach, LLC	CA	NIA	SC Affiliates, LLC	Ownership	100.000	UnitedHealth Group	Incorporated	
		.0000	81-3445510				SCA-Palm Beach MSO Holdings, LLC	DE	NIA	SunSurgery, LLC	Ownership	100.000	UnitedHealth Group	Incorporated	
		.0000	82-3050836				SCA-Palm Beach, LLC	DE	NIA	SC Affiliates, LLC	Ownership	100.000	UnitedHealth Group	Incorporated	
		.0000	84-3367495				SCA-Panama City Holdings, LLC	DE	NIA	SC Affiliates, LLC	Ownership	100.000	UnitedHealth Group	Incorporated	
		.0000	62-1538850				SCA-Paoli, LLC	DE	NIA	SC Affiliates, LLC	Ownership	100.000	UnitedHealth Group	Incorporated	
		.0000	47-2785908				SCA-Phoenix, LLC	DE	NIA	SC Affiliates, LLC	Ownership	100.000	UnitedHealth Group	Incorporated	
		.0000	47-1620189				SCA-Pocono, LLC	DE	NIA	SC Affiliates, LLC	Ownership	100.000	UnitedHealth Group	Incorporated	
		.0000	81-4139195				SCA-Portland, LLC	DE	NIA	SC Affiliates, LLC	Ownership	100.000	UnitedHealth Group	Incorporated	
		.0000	83-4121074				SCA-Practice Partners Holdings, LLC	DE	NIA	SC Affiliates, LLC	Ownership	100.000	UnitedHealth Group	Incorporated	
		.0000	81-4304317				SCA-River Valley, LLC	DE	NIA	SC Affiliates, LLC	Ownership	100.000	UnitedHealth Group	Incorporated	
		.0000	83-2111732				SCA-Riverside Partners, LLC	DE	NIA	SCA-Riverside, LLC	Ownership	51.000	UnitedHealth Group	Incorporated	
		.0000	83-2721919				SCA-Riverside, LLC	DE	NIA	SC Affiliates, LLC	Ownership	100.000	UnitedHealth Group	Incorporated	
		.0000	47-1647512				SCA-Rockville, LLC	DE	NIA	SC Affiliates, LLC	Ownership	100.000	UnitedHealth Group	Incorporated	
		.0000	85-0563422				SCA-Sacred Heart Holdings, LLC	DE	NIA	SC Affiliates, LLC	Ownership	100.000	UnitedHealth Group	Incorporated	
		.0000	81-2963561				SCA-San Diego, Inc.	DE	NIA	Surgical Health, LLC	Ownership	100.000	UnitedHealth Group	Incorporated	
		.0000	94-3138088				SCA-San Luis Obispo, LLC	DE	NIA	SC Affiliates, LLC	Ownership	100.000	UnitedHealth Group	Incorporated	
		.0000	47-1685878				SCA-Sand Lake, LLC	DE	NIA	SC Affiliates, LLC	Ownership	79.594	UnitedHealth Group	Incorporated	
		.0000	88-0185362				SCA-Santa Rosa, Inc.	NV	NIA	SC Affiliates, LLC	Ownership	100.000	UnitedHealth Group	Incorporated	
		.0000	81-3300613				SCA-Somerset, LLC	DE	NIA	SCA Surgery Holdings, LLC	Ownership	100.000	UnitedHealth Group	Incorporated	

STATEMENT AS OF JUNE 30, 2021 OF THE UnitedHealthcare Plan of the River Valley, Inc.

**SCHEDULE Y**  
**PART 1A - DETAIL OF INSURANCE HOLDING COMPANY SYSTEM**

1	2	3	4	5	6	7	8	9	10	11	12	13	14	15	16
Group Code	Group Name	NAIC Company Code	ID Number	Federal RSSD	CIK	Name of Securities Exchange if Publicly Traded (U.S. or International)	Names of Parent, Subsidiaries Or Affiliates	Domiciliary Location	Relationship to Reporting Entity	Directly Controlled by (Name of Entity/Person)	Type of Control (Ownership, Board, Management, Attorney-in-Fact, Influence, Other)	If Control is Ownership Provide Percentage	Ultimate Controlling Entity(ies)/Person(s)	Is an SCA Filing Required? (Y/N)	*
		.0000	22-3117714				SCA-South Jersey, LLC	DE	NIA	Virtua-SCA Holdings, LLC	Ownership	100.000	UnitedHealth Group Incorporated		2
		.0000	47-2676325				SCA-Sparta, LLC	DE	NIA	SC Affiliates, LLC	Ownership	100.000	UnitedHealth Group Incorporated		
		.0000	82-4498088				SCA-Spartanburg Holdings, LLC	DE	NIA	SC Affiliates, LLC	Ownership	100.000	UnitedHealth Group Incorporated		
		.0000	84-4677051				SCA-St. Louis Holdings, LLC	DE	NIA	SC Affiliates, LLC	Ownership	100.000	UnitedHealth Group Incorporated		
		.0000	47-4106989				SCA-St. Louis, LLC	DE	NIA	Surgical Health, LLC	Ownership	100.000	UnitedHealth Group Incorporated		
		.0000	82-3270591				SCA-St. Lucie, LLC	DE	NIA	SC Affiliates, LLC	Ownership	100.000	UnitedHealth Group Incorporated		
		.0000	81-4371453				SCA-Surgicare, LLC	DE	NIA	SC Affiliates, LLC	Ownership	100.000	UnitedHealth Group Incorporated		
		.0000	81-2455241				SCA-SwiftPath, LLC	DE	NIA	SC Affiliates, LLC	Ownership	100.000	UnitedHealth Group Incorporated		
		.0000	82-1987225				SCA-Verta, LLC	DE	NIA	SC Affiliates, LLC	Ownership	100.000	UnitedHealth Group Incorporated		
		.0000	85-1998338				SCA-VLR Holdings Company, LLC	DE	NIA	SCA Denver Holdings, LLC	Ownership	51.000	UnitedHealth Group Incorporated		
		.0000	82-2294882				SCA-Wake Forest, LLC	DE	NIA	SC Affiliates, LLC	Ownership	100.000	UnitedHealth Group Incorporated		
		.0000	82-1449412				SCA-Western Connecticut, LLC	DE	NIA	SC Affiliates, LLC	Ownership	67.000	UnitedHealth Group Incorporated		
		.0000	82-3689825				SCA-Westover Hills, LLC	DE	NIA	SC Affiliates, LLC	Ownership	100.000	UnitedHealth Group Incorporated		
		.0000	83-3082789				SCA-Wilmington, LLC	DE	NIA	SC Affiliates, LLC	Ownership	100.000	UnitedHealth Group Incorporated		
		.0000	47-2890788				SCA-Wilson, LLC	DE	NIA	SCA Surgery Holdings, LLC	Ownership	100.000	UnitedHealth Group Incorporated		
		.0000	81-1159878				SCA-Winchester, LLC	DE	NIA	SC Affiliates, LLC	Ownership	100.000	UnitedHealth Group Incorporated		
		.0000	62-1525777				SCA-Winter Park, Inc.	TN	NIA	SC Affiliates, LLC	Ownership	100.000	UnitedHealth Group Incorporated		
		.0000	82-3528300				SCA-Woodlands Holdings, LLC	DE	NIA	SC Affiliates, LLC	Ownership	100.000	UnitedHealth Group Incorporated		
		.0000	81-4905342				SCAI Holdings, LLC	DE	NIA	SCA HoldCo, Inc.	Ownership	100.000	UnitedHealth Group Incorporated		
		.0000					Scanner Centromed S.A.	CHL	NIA	Administradora Médica Centromed S.A.	Ownership	84.500	UnitedHealth Group Incorporated		
		.0000	85-2316290				SCA-LHS-SCA Holdings, LLC	DE	NIA	SCA Lutheran Holdings, LLC	Ownership	51.000	UnitedHealth Group Incorporated		
		.0000	27-2635371				SCP Specialty Infusion, LLC	DE	NIA	Optum Infusion Services 500, Inc.	Ownership	100.000	UnitedHealth Group Incorporated		
										Amil Assistência Médica Internacional S.A.					
		.0000	98-1202716				Seisa Serviços Integrados de Saúde Ltda.	BRA	NIA		Ownership	100.000	UnitedHealth Group Incorporated		
		.0000	86-0739432				Senior Benefits, L.L.C.	AZ	NIA	USHEALTH Advisors, LLC	Ownership	100.000	UnitedHealth Group Incorporated		
		.0000	27-1533951				Serquinox Holdings LLC	DE	NIA	Optum Infusion Services 500, Inc.	Ownership	100.000	UnitedHealth Group Incorporated		
		.0000					Servicios de Entrenamiento en Competencias Clínicas Ltda.	CHL	NIA	Sociedad de Inversiones Santa María SpA	Ownership	0.100	UnitedHealth Group Incorporated		
		.0000					Servicios de Entrenamiento en Competencias Clínicas Ltda.	CHL	NIA		Ownership	99.900	UnitedHealth Group Incorporated		
		.0000					Servicios Integrados de Salud Ltda.	CHL	NIA	Clínica Santa María S.p.A.	Ownership	0.100	UnitedHealth Group Incorporated		
		.0000					Servicios Integrados de Salud Ltda.	CHL	NIA	Clínica Santa María S.p.A.	Ownership	99.900	UnitedHealth Group Incorporated		
		.0000					Servicios Integrados de Salud Ltda.	CHL	NIA	Clínica Dávila y Servicios Médicos S.p.A.	Ownership	99.900	UnitedHealth Group Incorporated		
		.0000					Servicios Médicos Amed Quilpué S.A.	CHL	NIA	Laboratorios Médicos Amed Quilpué S.A.	Ownership	0.100	UnitedHealth Group Incorporated		
		.0000					Servicios Médicos Amed Quilpué S.A.	CHL	NIA	Centromed Quilpué S.A.	Ownership	99.900	UnitedHealth Group Incorporated		
		.0000					Servicios Médicos Bio Bio Ltda.	CHL	NIA	Saden S.A.	Ownership	1.000	UnitedHealth Group Incorporated		
		.0000					Servicios Médicos Bio Bio Ltda.	CHL	NIA	Clínica Bio Bio SpA	Ownership	99.000	UnitedHealth Group Incorporated		
		.0000					Servicios Médicos Ciudad del Mar Ltda.	CHL	NIA	Saden S.A.	Ownership	1.000	UnitedHealth Group Incorporated		
		.0000					Servicios Médicos Ciudad del Mar Ltda.	CHL	NIA	Clínica Ciudad del Mar S.A.	Ownership	99.000	UnitedHealth Group Incorporated		
		.0000					Servicios Médicos Santa María Ltda.	CHL	NIA	Sociedad de Inversiones Santa María SpA	Ownership	99.000	UnitedHealth Group Incorporated		
		.0000					Servicios Médicos Santa María Ltda.	CHL	NIA	Clínica Santa María S.p.A.	Ownership	1.000	UnitedHealth Group Incorporated		
		.0000					Servicios Médicos Vespucio Ltda.	CHL	NIA	Saden S.A.	Ownership	1.000	UnitedHealth Group Incorporated		
		.0000					Servicios Médicos Vespucio Ltda.	CHL	NIA	Clínica Vespucio S.A.	Ownership	99.000	UnitedHealth Group Incorporated		
		.0000	58-1978974				SHC Atlanta, LLC	DE	NIA	Surgical Health, LLC	Ownership	100.000	UnitedHealth Group Incorporated		
		.0000	58-2013443				SHC Austin, Inc.	GA	NIA	Surgical Health, LLC	Ownership	100.000	UnitedHealth Group Incorporated		
		.0000	58-2062812				SHC Hawthorn, Inc.	GA	NIA	Surgical Health, LLC	Ownership	100.000	UnitedHealth Group Incorporated		
		.0000	58-2101924				SHC Melbourne, Inc.	GA	NIA	Surgical Health, LLC	Ownership	100.000	UnitedHealth Group Incorporated		
		.0000	82-3922528				Sierra Dental Plan, Inc.	CA	NIA	MCNA Health Care Holdings, LLC	Ownership	100.000	UnitedHealth Group Incorporated		
.0707	UnitedHealth Group Incorporated	.71420	94-0734860				Sierra Health and Life Insurance Company, Inc.	NV	IA	Sierra Health Services, Inc.	Ownership	100.000	UnitedHealth Group Incorporated		
		.0000	88-0200415				Sierra Health Services, Inc.	NV	NIA	UnitedHealthcare, Inc.	Ownership	100.000	UnitedHealth Group Incorporated		
		.0000	88-0254322				Sierra Health-Care Options, Inc.	NV	NIA	Sierra Health Services, Inc.	Ownership	100.000	UnitedHealth Group Incorporated		
		.0000	88-0385705				Sierra Home Medical Products, Inc.	NV	NIA	Sierra Health Services, Inc.	Ownership	100.000	UnitedHealth Group Incorporated		
		.0000	88-0264562				Sierra Nevada Administrators, Inc.	NV	NIA	Sierra Health Services, Inc.	Ownership	100.000	UnitedHealth Group Incorporated		



STATEMENT AS OF JUNE 30, 2021 OF THE UnitedHealthcare Plan of the River Valley, Inc.

**SCHEDULE Y**  
**PART 1A - DETAIL OF INSURANCE HOLDING COMPANY SYSTEM**

1	2	3	4	5	6	7	8	9	10	11	12	13	14	15	16
Group Code	Group Name	NAIC Company Code	ID Number	Federal RSSD	CIK	Name of Securities Exchange if Publicly Traded (U.S. or International)	Names of Parent, Subsidiaries Or Affiliates	Domi-ciliary Location	Relation-ship to Reporting Entity	Directly Controlled by (Name of Entity/Person)	Type of Control (Ownership, Board, Management, Attorney-in-Fact, Influence, Other)	If Control is Ownership Provide Percentage	Ultimate Controlling Entity(ies)/Person(s)	Is an SCA Filing Re-quired? (Y/N)	*
		.00000					Sistema de Administración Hospitalaria S.A.C.	.PER	NIA	Pacífico S.A. Entidad Prestadora de Salud	Ownership	99.870	UnitedHealth Group Incorporated		
		.00000	82-1485491				SJ East Campus ASC, LLC	.CO	NIA	SCLHS-SCA Holdings, LLC	Ownership	51.000	UnitedHealth Group Incorporated		
		.00000	20-1004228				Small Business Insurance Advisors, Inc.	.TX	NIA	USHEALTH Group, Inc.	Ownership	100.000	UnitedHealth Group Incorporated		
		.00000					Sobam – Centro Médico Hospitalar S.A.	.BRA	NIA	Santa Helena Assistência Médica S.A.	Ownership	98.088	UnitedHealth Group Incorporated		
		.00000					Sobam – Centro Médico Hospitalar S.A.	.BRA	NIA	CMO – Centro Médico de Oftalmologia S/S Ltda.	Ownership	1.912	UnitedHealth Group Incorporated		
		.00000	98-1453235				Sociedad de Inversiones Santa María SpA	.CHL	NIA	Clínica Santa María S.p.A.	Ownership	99.743	UnitedHealth Group Incorporated		
		.00000	98-1453235				Sociedad de Inversiones Santa María SpA	.CHL	NIA	Clínica Dávila y Servicios Médicos S.p.A.	Ownership	0.257	UnitedHealth Group Incorporated		
		.00000	98-1462570				Sociedad Editorial para la Ciencia Ltda.	.COL	NIA	Constructora Inmobiliaria Magapoq S.A.	Ownership	0.000	UnitedHealth Group Incorporated		
		.00000	98-1462570				Sociedad Editorial para la Ciencia Ltda.	.COL	NIA	Banmedica S.A.	Ownership	76.290	UnitedHealth Group Incorporated		
		.00000	46-0729622				Solstice Administration Services, Inc.	.FL	NIA	Solstice Benefits, Inc.	Ownership	100.000	UnitedHealth Group Incorporated		
		.00000	30-0760846				Solstice Administrators of Alabama, Inc.	.AL	NIA	Solstice Administration Services, Inc.	Ownership	100.000	UnitedHealth Group Incorporated		
		.00000	35-2657270				Solstice Administrators of Arizona, Inc.	.AZ	NIA	Solstice Administration Services, Inc.	Ownership	100.000	UnitedHealth Group Incorporated		
		.00000	32-0392448				Solstice Administrators of Missouri, Inc.	.MO	NIA	Solstice Administration Services, Inc.	Ownership	100.000	UnitedHealth Group Incorporated		
		.00000	30-0756426				Solstice Administrators of North Carolina, Inc.	.NC	NIA	Solstice Administration Services, Inc.	Ownership	100.000	UnitedHealth Group Incorporated		
		.00000	26-4743087				Solstice Administrators of South Carolina, Inc.	.SC	NIA	Solstice Administration Services, Inc.	Ownership	100.000	UnitedHealth Group Incorporated		
		.00000	90-0880348				Solstice Administrators of Texas, Inc.	.TX	NIA	Solstice Administration Services, Inc.	Ownership	100.000	UnitedHealth Group Incorporated		
		.00000	26-4839323				Solstice Administrators, Inc.	.CA	NIA	Solstice Administration Services, Inc.	Ownership	100.000	UnitedHealth Group Incorporated		
		.00000	20-4815388				Solstice Benefit Services, Inc.	.FL	NIA	Specialty Benefits, LLC	Ownership	100.000	UnitedHealth Group Incorporated		
.0707	UnitedHealth Group Incorporated	.12341	14-1917982				Solstice Benefits, Inc.	.FL	IA	Specialty Benefits, LLC	Ownership	100.000	UnitedHealth Group Incorporated		
.0707	UnitedHealth Group Incorporated	.13971	27-1395245				Solstice Health Insurance Company	.NY	IA	Specialty Benefits, LLC	Ownership	100.000	UnitedHealth Group Incorporated		
.0707	UnitedHealth Group Incorporated	.16610	30-1200533				Solstice Healthplans of Arizona, Inc.	.AZ	IA	Solstice Administration Services, Inc.	Ownership	100.000	UnitedHealth Group Incorporated		
		.00000	35-2709791				Solstice Healthplans of Colorado, Inc.	.CO	IA	Solstice Administration Services, Inc.	Ownership	100.000	UnitedHealth Group Incorporated		
		.00000	46-1042329				Solstice Healthplans of New Jersey, Inc.	.NJ	NIA	Solstice Benefits, Inc.	Ownership	100.000	UnitedHealth Group Incorporated		
.0707	UnitedHealth Group Incorporated	.16878	30-1190514				Solstice Healthplans of Ohio, Inc.	.OH	IA	Solstice Administration Services, Inc.	Ownership	100.000	UnitedHealth Group Incorporated		
		.00000	32-0583241				Solstice Healthplans of Tennessee, Inc.	.TN	NIA	Solstice Administration Services, Inc.	Ownership	100.000	UnitedHealth Group Incorporated		
.0707	UnitedHealth Group Incorporated	.16892	36-4935990				Solstice Healthplans of Texas, Inc.	.TX	IA	Solstice Administration Services, Inc.	Ownership	100.000	UnitedHealth Group Incorporated		
		.00000	46-3786700				Solstice Healthplans, Inc.	.FL	IA	Solstice Benefits, Inc.	Ownership	100.000	UnitedHealth Group Incorporated		
.0707	UnitedHealth Group Incorporated	.16790	26-2699505				Solstice of Illinois, Inc.	.IL	IA	Solstice Administration Services, Inc.	Ownership	100.000	UnitedHealth Group Incorporated		
		.00000	32-0545152				Solstice of Minnesota, Inc.	.MN	NIA	Solstice Administration Services, Inc.	Ownership	100.000	UnitedHealth Group Incorporated		
		.00000	26-1891960				Solstice of New York, Inc.	.NY	NIA	Solstice Administration Services, Inc.	Ownership	100.000	UnitedHealth Group Incorporated		
		.00000	41-1593424				Solutran, LLC	.DE	NIA	Optum Financial, Inc.	Ownership	100.000	UnitedHealth Group Incorporated		
		.00000	20-8433398				Somerset Outpatient Surgery, L.L.C.	.NJ	NIA	SCA-Somerset, LLC	Ownership	60.888	UnitedHealth Group Incorporated		
		.00000	75-2723958				South Arlington Surgical Providers, LLC	.TX	NIA	Surgical Care Affiliates, LLC	Influence	51.000	UnitedHealth Group Incorporated		
		.00000	30-0743767				Southern California Medical Practice Concepts, LLC	.CA	NIA	Riverside Electronic Healthcare Resources, Inc.	Ownership	100.000	UnitedHealth Group Incorporated		1
		.00000	88-0201420				Southwest Medical Associates, Inc.	.NV	NIA	Sierra Health Services, Inc.	Ownership	100.000	UnitedHealth Group Incorporated		
		.00000	38-2609888				Southwest Michigan Health Network Inc.	.MI	NIA	UnitedHealthcare, Inc.	Ownership	100.000	UnitedHealth Group Incorporated		
		.00000	36-4369359				Southwest Surgery Center, LLC	.IL	NIA	SCA-Mokena, LLC	Ownership	54.299	UnitedHealth Group Incorporated		
		.00000	75-2516426				Space Coast Surgical Center, Ltd.	.FL	NIA	SCA Rockledge JV, LLC	Ownership	52.191	UnitedHealth Group Incorporated		
		.00000	75-2516426				Space Coast Surgical Center, Ltd.	.FL	NIA	Endoscopy Center Affiliates, Inc.	Ownership	0.889	UnitedHealth Group Incorporated		
		.00000	57-0953005				Spartanburg Surgery Center, LLC	.SC	NIA	SCA-Spartanburg Holdings, LLC	Ownership	10.700	UnitedHealth Group Incorporated		2
		.00000	55-0790742				Specialists in Urology Surgery Center, LLC	.FL	NIA	SCA Specialists of Florida, LLC	Ownership	100.000	UnitedHealth Group Incorporated		
		.00000	25-1868213				Specialized Pharmaceuticals, Inc.	.PA	NIA	QoL Acquisition Holdings Corp.	Ownership	100.000	UnitedHealth Group Incorporated		
		.00000	41-1921983				Specialty Benefits, LLC	.DE	NIA	United HealthCare Services, Inc.	Ownership	100.000	UnitedHealth Group Incorporated		
		.00000	20-1494993				Specialty Billing Solutions, LLC	.CO	NIA	Pinnacle III, LLC	Ownership	100.000	UnitedHealth Group Incorporated		
		.00000	20-3412545				Specialty Surgical Center, LLC	.NJ	NIA	SCA-Sparta, LLC	Ownership	51.000	UnitedHealth Group Incorporated		
		.00000	71-0886811				Spectera of New York, IPA, Inc.	.NY	NIA	Spectera, Inc.	Ownership	100.000	UnitedHealth Group Incorporated		
		.00000	52-1260282				Spectera, Inc.	.MD	NIA	Specialty Benefits, LLC	Ownership	100.000	UnitedHealth Group Incorporated		
		.00000	85-2207319				Spectrum Health Orthopedic Surgery Center, LLC	.MI	NIA	SCA Spectrum Health Partners, LLC	Ownership	100.000	UnitedHealth Group Incorporated		

16.28

STATEMENT AS OF JUNE 30, 2021 OF THE UnitedHealthcare Plan of the River Valley, Inc.

**SCHEDULE Y**  
**PART 1A - DETAIL OF INSURANCE HOLDING COMPANY SYSTEM**

1	2	3	4	5	6	7	8	9	10	11	12	13	14	15	16
Group Code	Group Name	NAIC Company Code	ID Number	Federal RSSD	CIK	Name of Securities Exchange if Publicly Traded (U.S. or International)	Names of Parent, Subsidiaries Or Affiliates	Domiciliary Location	Relationship to Reporting Entity	Directly Controlled by (Name of Entity/Person)	Type of Control (Ownership, Board, Management, Attorney-in-Fact, Influence, Other)	If Control is Ownership Provide Percentage	Ultimate Controlling Entity(ies)/Person(s)	Is an SCA Filing Required? (Y/N)	*
		.0000	20-4615218				Sports and Spinal Physical Therapy, Inc.	DC	NIA	ProHEALTH Medical Management, LLC	Ownership	100.000	UnitedHealth Group Incorporated		
		.0000	62-1770924				SRPS, LLC	DE	NIA	Progressive Enterprises Holdings, Inc.	Ownership	100.000	UnitedHealth Group Incorporated		
		.0000	75-2201400				St. Cloud Outpatient Surgery, Ltd., a Minnesota Limited Partnership	MN	NIA	St. Cloud Surgical Center, LLC	Ownership	17.371	UnitedHealth Group Incorporated		2
		.0000	41-1348916				St. Cloud Surgical Center, LLC	DE	NIA	Surgery Center Holding, LLC	Ownership	100.000	UnitedHealth Group Incorporated		
		.0000	61-1748081				St. Louis Cardiovascular Institute, LLC	MO	NIA	SCA-St. Louis Holdings, LLC	Ownership	51.000	UnitedHealth Group Incorporated		
		.0000	61-1754451				St. Louis Specialty Surgical Center, LLC	MO	NIA	SCA-St. Louis Holdings, LLC	Ownership	51.000	UnitedHealth Group Incorporated		
		.0000	85-2023852				Stonegate JV Partners, LLC	TX	NIA	SCA Stonegate Holdings, LLC	Ownership	39.216	UnitedHealth Group Incorporated		2
		.0000	20-1211544				Stonegate Surgery Center, L.P.	TX	NIA	Stonegate JV Partners, LLC	Ownership	51.000	UnitedHealth Group Incorporated		
		.0000	20-1211544				Stonegate Surgery Center, L.P.	TX	NIA	SCA Stonegate Holdings, LLC	Ownership	12.335	UnitedHealth Group Incorporated		
		.0000	47-4990107				Summer Street ASC, LLC	CT	NIA	SCA Specialty Holdings of Connecticut, LLC	Ownership	49.000	UnitedHealth Group Incorporated		2
		.0000	06-1082848				SunSurgery, LLC	DE	NIA	Surgical Care Affiliates, LLC	Ownership	100.000	UnitedHealth Group Incorporated		
		.0000	82-5164277				Surgery Center at Cherry Creek, LLC	CO	NIA	SCA-Denver Physicians Holdings, LLC	Ownership	100.000	UnitedHealth Group Incorporated		
		.0000	85-4085692				Surgery Center at Cottonwood, LLC	UT	NIA	SCA Cottonwood Holdings, LLC	Ownership	55.000	UnitedHealth Group Incorporated		
		.0000	85-4085559				Surgery Center at Grove Creek, LLC	UT	NIA	SCA Grove Creek Holdings, LLC	Ownership	51.000	UnitedHealth Group Incorporated		
		.0000	82-5207693				Surgery Center at Kissing Camels, LLC	CO	NIA	SCA-Kissing Camels Holdings, LLC	Ownership	68.600	UnitedHealth Group Incorporated		
		.0000	85-4070407				Surgery Center at South Ogden, LLC	UT	NIA	SCA South Ogden Holdings, LLC	Ownership	55.000	UnitedHealth Group Incorporated		
		.0000	81-3129674				Surgery Center at St. Vincent, LLC	OR	NIA	Providence & SCA On-Campus Holdings, LLC	Ownership	57.700	UnitedHealth Group Incorporated		2
		.0000	62-1739361				Surgery Center Holding, LLC	DE	NIA	Surgical Care Affiliates, LLC	Ownership	100.000	UnitedHealth Group Incorporated		
		.0000	62-1509341				Surgery Center of Boca Raton, Inc.	FL	NIA	Surgical Health, LLC	Ownership	100.000	UnitedHealth Group Incorporated		
		.0000	63-1214140				Surgery Center of Colorado Springs, LLC	DE	NIA	SC Affiliates, LLC	Ownership	100.000	UnitedHealth Group Incorporated		
		.0000	42-1166764				Surgery Center of Des Moines, LLC	DE	NIA	Surgery Center Holding, LLC	Ownership	100.000	UnitedHealth Group Incorporated		
		.0000	72-1349752				Surgery Center of Easton, LLC	DE	NIA	SC Affiliates, LLC	Ownership	100.000	UnitedHealth Group Incorporated		
		.0000	63-1212213				Surgery Center of Elliptic City, Inc.	DE	NIA	SC Affiliates, LLC	Ownership	100.000	UnitedHealth Group Incorporated		
		.0000	20-1733152				Surgery Center of Fairfield County, LLC	DE	NIA	SCA-Connecticut Partners, LLC	Ownership	51.000	UnitedHealth Group Incorporated		2
		.0000	62-1179539				Surgery Center of Lexington, LLC	DE	NIA	SC Affiliates, LLC	Ownership	49.000	UnitedHealth Group Incorporated		2
		.0000	62-1179537				Surgery Center of Louisville, LLC	DE	NIA	SC Affiliates, LLC	Ownership	100.000	UnitedHealth Group Incorporated		
		.0000	63-1231944				Surgery Center of Maui, LLC	DE	NIA	SC Affiliates, LLC	Ownership	100.000	UnitedHealth Group Incorporated		
		.0000	83-2600045				Surgery Center of Mt. Scott, LLC	OR	NIA	Providence & SCA Off-Campus Holdings, LLC	Ownership	51.000	UnitedHealth Group Incorporated		2
		.0000	63-1194204				Surgery Center of Muskogee, LLC	DE	NIA	SC Affiliates, LLC	Ownership	100.000	UnitedHealth Group Incorporated		
		.0000	11-3701564				Surgery Center of Rockville, L.L.C.	MD	NIA	SCA-Rockville, LLC	Ownership	59.000	UnitedHealth Group Incorporated		
		.0000	63-1212214				Surgery Center of Southern Pines, LLC	DE	NIA	Surgery Center Holding, LLC	Ownership	100.000	UnitedHealth Group Incorporated		
		.0000	82-3448050				Surgery Center of The Woodlands, LLC	TX	NIA	SCA-Woodlands Holdings, LLC	Ownership	54.790	UnitedHealth Group Incorporated		
		.0000					Surgery Center of Wilmington Properties, LLC	NC	NIA	Surgery Center of Wilmington, LLC	Ownership	100.000	UnitedHealth Group Incorporated		
		.0000					Surgery Center of Wilmington, LLC	NC	NIA	SCA-Wilmington, LLC	Ownership	100.000	UnitedHealth Group Incorporated		
		.0000	26-1767806				Surgery Center of Wilson, LLC	NC	NIA	SCA-Wilson, LLC	Ownership	76.450	UnitedHealth Group Incorporated		
		.0000	36-3562598				Surgery Centers of Des Moines, Ltd., an Iowa Limited Partnership	IA	NIA	Surgery Center of Des Moines, LLC	Ownership	68.750	UnitedHealth Group Incorporated		
		.0000	68-0282268				Surgery Centers-West Holdings, LLC	DE	NIA	Surgical Care Affiliates, LLC	Ownership	100.000	UnitedHealth Group Incorporated		
		.0000	20-8922307				Surgical Care Affiliates, LLC	DE	NIA	SCA1 Holdings, LLC	Ownership	100.000	UnitedHealth Group Incorporated		
		.0000	46-2971080				Surgical Care Partners of Melbourne, LLC	DE	NIA	SHC Melbourne, Inc.	Ownership	76.164	UnitedHealth Group Incorporated		
		.0000	75-1925497				Surgical Caregivers of Fort Worth, LLC	TX	NIA	Surgical Care Affiliates, LLC	Influence	51.000	UnitedHealth Group Incorporated		
		.0000	63-1251243				Surgical Center of Greensboro, LLC	NC	NIA	NSC Greensboro, LLC	Ownership	35.716	UnitedHealth Group Incorporated		2
		.0000	22-2709324				Surgical Center of South Jersey, Limited Partnership	NJ	NIA	SCA-South Jersey, LLC	Ownership	64.598	UnitedHealth Group Incorporated		2
		.0000	22-2709324				Surgical Center of South Jersey, Limited Partnership	NJ	NIA	SC Affiliates, LLC	Ownership	5.886	UnitedHealth Group Incorporated		2
		.0000	63-1138507				Surgical Center of Tuscaloosa Holdings, LLC	AL	NIA	Surgical Care Affiliates, LLC	Ownership	100.000	UnitedHealth Group Incorporated		
		.0000	65-1321064				Surgical Eye Experts, LLC	MA	NIA	Reliant Medical Group, Inc.	Ownership	100.000	UnitedHealth Group Incorporated		1
		.0000	83-3113263				Surgical Health Of Orlando, LLC	FL	NIA	Surgical Health, LLC	Ownership	79.802	UnitedHealth Group Incorporated		
		.0000	58-1941168				Surgical Health, LLC	DE	NIA	Surgical Care Affiliates, LLC	Ownership	100.000	UnitedHealth Group Incorporated		
		.0000	27-0168681				Surgical Hospital Holdings of Oklahoma, LLC	DE	NIA	SCA Surgery Holdings, LLC	Ownership	100.000	UnitedHealth Group Incorporated		

16.29

STATEMENT AS OF JUNE 30, 2021 OF THE UnitedHealthcare Plan of the River Valley, Inc.

**SCHEDULE Y**  
**PART 1A - DETAIL OF INSURANCE HOLDING COMPANY SYSTEM**

1	2	3	4	5	6	7	8	9	10	11	12	13	14	15	16
Group Code	Group Name	NAIC Company Code	ID Number	Federal RSSD	CIK	Name of Securities Exchange if Publicly Traded (U.S. or International)	Names of Parent, Subsidiaries Or Affiliates	Domiciliary Location	Relationship to Reporting Entity	Directly Controlled by (Name of Entity/Person)	Type of Control (Ownership, Board, Management, Attorney-in-Fact, Influence, Other)	If Control is Ownership Provide Percentage	Ultimate Controlling Entity(ies)/Person(s)	Is an SCA Filing Required? (Y/N)	*
		.0000	84-4983977				Surgical Management Solutions, LLC	DE	NIA	SC Affiliates, LLC	Ownership	100.000	UnitedHealth Group Incorporated		
		.0000	64-0629000				Surgicare of Jackson, LLC	DE	NIA	Surgery Center Holding, LLC	Ownership	100.000	UnitedHealth Group Incorporated		
		.0000	75-2162993				Surgicare of Jackson, Ltd., a Mississippi Limited Partnership	MS	NIA	Surgicare of Jackson, LLC	Ownership	40.000	UnitedHealth Group Incorporated		2
		.0000	75-2287141				Surgicare of Joliet, Inc.	IL	NIA	Surgery Center Holding, LLC	Ownership	100.000	UnitedHealth Group Incorporated		
		.0000	75-2501191				Surgicare of La Veta, Inc.	CA	NIA	Surgery Centers-West Holdings, LLC	Ownership	100.000	UnitedHealth Group Incorporated		
		.0000	75-2507129				Surgicare of La Veta, Ltd., a California Limited Partnership	CA	NIA	Beach Surgical Holdings III, LLC	Ownership	30.666	UnitedHealth Group Incorporated		2
		.0000	41-1437636				Surgicare of Minneapolis, LLC	DE	NIA	Surgery Center Holding, LLC	Ownership	100.000	UnitedHealth Group Incorporated		
		.0000	41-1624905				Surgicare of Minneapolis, Ltd., a Minnesota Limited Partnership	MN	NIA	Surgicare of Minneapolis, LLC	Ownership	21.622	UnitedHealth Group Incorporated		2
		.0000	75-2459713				Surgicare of Mobile, LLC	DE	NIA	Surgery Center Holding, LLC	Ownership	100.000	UnitedHealth Group Incorporated		
		.0000	75-2459715				Surgicare of Mobile, Ltd.	AL	NIA	Surgicare of Mobile, LLC	Ownership	20.000	UnitedHealth Group Incorporated		2
		.0000	75-2448926				Surgicare of Oceanside, Inc.	CA	NIA	Surgery Center Holding, LLC	Ownership	100.000	UnitedHealth Group Incorporated		
		.0000	75-2184730				Surgicare of Owensboro, LLC	DE	NIA	Surgery Center Holding, LLC	Ownership	100.000	UnitedHealth Group Incorporated		
		.0000	75-2200171				Surgicare of Salem, LLC	DE	NIA	Surgery Center Holding, LLC	Ownership	100.000	UnitedHealth Group Incorporated		
		.0000	35-1975122				Surgicare, LLC	IN	NIA	SCA-Surgicare, LLC	Ownership	53.684	UnitedHealth Group Incorporated		
		.0000	95-3329855				Surgicenters of Southern California, Inc.	CA	NIA	Surgery Center Holding, LLC	Ownership	100.000	UnitedHealth Group Incorporated		
		.0000	85-0571986				SVHS-SCA Florida JV, LLC	DE	NIA	SCA-Sacred Heart Holdings, LLC	Ownership	51.000	UnitedHealth Group Incorporated		
		.0000	46-1536748				Symphonix Health Holdings LLC	DE	NIA	United HealthCare Services, Inc.	Ownership	100.000	UnitedHealth Group Incorporated		
		.0000	93-1172065				Talbert Medical Group, P.C.	CA	NIA	HealthCare Partners Affiliates Medical Group	Ownership	100.000	UnitedHealth Group Incorporated		1
		.0000	47-4751035				TeamMD Holdings, Inc.	DE	NIA	AmeriChoice Corporation	Ownership	100.000	UnitedHealth Group Incorporated		
		.0000	47-4850893				TeamMD Iowa, Inc.	DE	NIA	TeamMD Holdings, Inc.	Ownership	100.000	UnitedHealth Group Incorporated		
		.0000	35-2584893				TeamMD Physicians of Texas, Inc.	TX	NIA	TeamMD Holdings, Inc.	Ownership	100.000	UnitedHealth Group Incorporated		
		.0000	42-1446216				TeamMD Physicians, P.C.	IA	NIA	Physician(s) Owned	Influence	0.000	UnitedHealth Group Incorporated		1
		.0000	82-1019055				TeamUP Insurance Services, Inc.	CA	NIA	HealthMarkets Insurance Agency, Inc.	Ownership	100.000	UnitedHealth Group Incorporated		
		.0000					Tecnología de Información en Salud S.A.	CHL	NIA	Clínica Santa María S.p.A.	Ownership	50.000	UnitedHealth Group Incorporated		
		.0000					Tecnología de Información en Salud S.A.	CHL	NIA	Clínica Dávila y Servicios Médicos S.p.A.	Ownership	50.000	UnitedHealth Group Incorporated		
		.0000	38-3897811				Texas Health Craig Ranch Surgery Center, LLC	TX	NIA	Surgical Care Affiliates, LLC	Influence	51.500	UnitedHealth Group Incorporated		
		.0000	80-0866449				Texas Health Flower Mound Orthopedic Surgery Center, LLC	TX	NIA	Surgical Care Affiliates, LLC	Influence	51.000	UnitedHealth Group Incorporated		
		.0000	81-4977249				Texas Health Orthopedic Surgery Center Alliance, LLC	TX	NIA	Surgical Care Affiliates, LLC	Influence	51.000	UnitedHealth Group Incorporated		
		.0000	82-2296081				Texas Health Surgery Center Alliance, LLC	TX	NIA	Surgical Care Affiliates, LLC	Influence	73.583	UnitedHealth Group Incorporated		
		.0000	82-1307876				Texas Health Surgery Center Bedford, LLC	TX	NIA	Surgical Care Affiliates, LLC	Influence	51.406	UnitedHealth Group Incorporated		
		.0000	85-1225852				Texas Health Surgery Center Chisholm Trail, LLC	TX	NIA	Surgical Care Affiliates, LLC	Influence	56.000	UnitedHealth Group Incorporated		
		.0000	83-1085415				Texas Health Surgery Center Irving, LLC	TX	NIA	Surgical Care Affiliates, LLC	Influence	51.000	UnitedHealth Group Incorporated		
		.0000	83-0781259				Texas Health Surgery Center Las Colinas, LLC	TX	NIA	Surgical Care Affiliates, LLC	Influence	100.000	UnitedHealth Group Incorporated		
		.0000	20-3991622				Texas Health Surgery Center Preston Plaza, LLC	TX	NIA	Surgical Care Affiliates, LLC	Influence	55.199	UnitedHealth Group Incorporated		
		.0000	47-4425996				Texas Health Surgery Center Rockwall, LLC	TX	NIA	Surgical Care Affiliates, LLC	Influence	51.000	UnitedHealth Group Incorporated		
		.0000	84-3814490				Texas Health Surgery Center Southwest Fort Worth, LLC	TX	NIA	Surgical Care Affiliates, LLC	Influence	22.449	UnitedHealth Group Incorporated		
		.0000	83-1464243				Texas Health Surgery Center Waxahachie, LLC	TX	NIA	Surgical Care Affiliates, LLC	Influence	57.000	UnitedHealth Group Incorporated		
		.0000	84-1953918				Texas Health Surgery Center Willow Park, LLC	TX	NIA	Surgical Care Affiliates, LLC	Influence	51.000	UnitedHealth Group Incorporated		
.0707	UnitedHealth Group Incorporated	.0000	52-1486699				The Advisory Board Company	DE	NIA	OptumInsight, Inc.	Ownership	100.000	UnitedHealth Group Incorporated		
		.61832	52-0676509				The Chesapeake Life Insurance Company	OK	IA	HealthMarkets Group, Inc.	Ownership	100.000	UnitedHealth Group Incorporated		
		.0000	91-0214500				The Everett Clinic, PLLC	WA	NIA	Everett Physicians, Inc. P.S.	Ownership	100.000	UnitedHealth Group Incorporated		1

16:30

STATEMENT AS OF JUNE 30, 2021 OF THE UnitedHealthcare Plan of the River Valley, Inc.

**SCHEDULE Y**  
**PART 1A - DETAIL OF INSURANCE HOLDING COMPANY SYSTEM**

1	2	3	4	5	6	7	8	9	10	11	12	13	14	15	16
Group Code	Group Name	NAIC Company Code	ID Number	Federal RSSD	CIK	Name of Securities Exchange if Publicly Traded (U.S. or International)	Names of Parent, Subsidiaries Or Affiliates	Domiciliary Location	Relationship to Reporting Entity	Directly Controlled by (Name of Entity/Person)	Type of Control (Ownership, Board, Management, Attorney-in-Fact, Influence, Other)	If Control is Ownership Provide Percentage	Ultimate Controlling Entity(ies)/Person(s)	Is an SCA Filing Required? (Y/N)	*
		.00000	20-5562797				The Eye Surgery Center of the Carolinas, L.P.	NC	NIA	Surgery Center of Southern Pines, LLC	Ownership	20.000	UnitedHealth Group Incorporated		2
		.00000	56-1970224				The Lewin Group, Inc.	NC	NIA	Optum Public Sector Solutions, Inc.	Ownership	100.000	UnitedHealth Group Incorporated		
		.00000	61-1409045				The Outpatient Surgery Center of Hilton Head, LLC	SC	NIA	SCA-Hilton Head, LLC	Ownership	20.000	UnitedHealth Group Incorporated		2
		.00000	83-1192367				The Polyclinic MSO, LLC	DE	NIA	Collaborative Care Holdings, LLC	Ownership	80.100	UnitedHealth Group Incorporated		
		.00000	91-0369070				The Polyclinic, PLLC	VA	NIA	Polyclinic Holdings, P.C.	Ownership	100.000	UnitedHealth Group Incorporated		1
		.00000	72-1349755				The Surgery Center of Easton, L.P.	TN	NIA	Surgery Center of Easton, LLC	Ownership	42.000	UnitedHealth Group Incorporated		2
		.00000	06-1552689				The Surgical Center of Connecticut, LLC	CT	NIA	SCA-Main Street, LLC	Ownership	20.936	UnitedHealth Group Incorporated		2
		.00000	37-1446353				The Surgical Center of the Treasure Coast, L.L.C.	FL	NIA	SCA-St. Lucie, LLC	Ownership	51.000	UnitedHealth Group Incorporated		
		.00000	26-1579919				Thomas Johnson Surgery Center, LLC	MD	NIA	SCA-Frederick, LLC	Ownership	60.000	UnitedHealth Group Incorporated		
		.00000	25-1825549				Three Rivers Holdings, Inc.	DE	NIA	AmeriChoice Corporation	Ownership	100.000	UnitedHealth Group Incorporated		
		.00000	63-1194203				Three Rivers Surgical Care, L.P.	TN	NIA	Surgery Center of Muskogee, LLC	Ownership	14.904	UnitedHealth Group Incorporated		
		.00000	63-1194203				Three Rivers Surgical Care, L.P.	TN	NIA	Muskogee Surgical Investors, LLC	Ownership	85.096	UnitedHealth Group Incorporated		
		.00000	59-3143128				Tmesys, LLC	FL	NIA	PMSI Holdings, LLC	Ownership	100.000	UnitedHealth Group Incorporated		
		.00000	98-1287904				Topimagem Diagnóstico por Imagem Ltda.	BRA	NIA	Esho - Empresa de Serviços Hospitalares S.A.	Ownership	99.000	UnitedHealth Group Incorporated		
		.00000	83-1528858				Trails Edge Surgery Center, LLC	FL	NIA	SCA-Bonita Springs, LLC	Ownership	51.000	UnitedHealth Group Incorporated		
		.00000	46-5482620				Trauma Surgery Affiliates, LLC	TX	NIA	National Surgery Centers, LLC	Ownership	49.000	UnitedHealth Group Incorporated		2
		.00000	52-1431155				Travel Express Incorporated	MD	NIA	FrontierMEDEX, Inc.	Ownership	100.000	UnitedHealth Group Incorporated		
		.00000	46-2613170				Treasure Valley Emerald Properties, LLC	DE	NIA	Treasure Valley Hospital Limited Partnership	Ownership	100.000	UnitedHealth Group Incorporated		2
		.00000	33-0592165				Treasure Valley Hospital Limited Partnership	ID	NIA	Surgical Health, LLC	Ownership	38.495	UnitedHealth Group Incorporated		2
		.00000	46-5530255				Trio Motion, LLC	DE	NIA	Optum Labs, LLC	Ownership	100.000	UnitedHealth Group Incorporated		
		.00000	30-0226127				Triple Aim Partners Holdings, Inc.	DE	NIA	Optum, Inc.	Ownership	100.000	UnitedHealth Group Incorporated		
		.00000	84-3719654				Triple Aim Partners, LLC	DE	NIA	Triple Aim Partners Holdings, Inc.	Ownership	100.000	UnitedHealth Group Incorporated		
.0707	UnitedHealth Group Incorporated	.15737	47-3788473				Tufts Health Freedom Insurance Company	NH	IA	Tufts Health Freedom Plans, Inc.	Ownership	100.000	UnitedHealth Group Incorporated		
		.00000	30-0858646				Tufts Health Freedom Plans, Inc.	DE	NIA	United HealthCare Services, Inc.	Ownership	100.000	UnitedHealth Group Incorporated		
		.00000	63-0974161				Tuscaloosa Surgical Center, L.P.	AL	NIA	Surgical Center of Tuscaloosa Holdings, LLC	Ownership	30.000	UnitedHealth Group Incorporated		2
		.00000	94-3077084				U.S. Behavioral Health Plan, California	CA	IA	United Behavioral Health	Ownership	100.000	UnitedHealth Group Incorporated		
		.00000	98-1388279				UHC Finance (Ireland) Unlimited Company	IRL	NIA	UnitedHealth Group International Finance (Ireland) Unlimited Company	Ownership	100.000	UnitedHealth Group Incorporated		
		.00000	41-1913059				UHC International Services, Inc.	DE	NIA	UnitedHealth Group Incorporated	Ownership	100.000	UnitedHealth Group Incorporated		
		.00000	95-2931460				UHC of California	CA	IA	United HealthCare Services, Inc.	Ownership	100.000	UnitedHealth Group Incorporated		
		.00000	98-1103713				UHCG - FZE	ARE	NIA	UnitedHealthcare Global Medical (UK) Limited	Ownership	100.000	UnitedHealth Group Incorporated		
		.00000	98-1372063				UHCG Holdings (Ireland) Limited	IRL	NIA	United HealthCare Services, Inc.	Ownership	100.000	UnitedHealth Group Incorporated		
		.00000	98-1372064				UHCG Services (Ireland) Limited	IRL	NIA	UHCG Holdings (Ireland) Limited	Ownership	100.000	UnitedHealth Group Incorporated		
		.00000	98-1122490				UHG Brasil Participações S.A.	BRA	NIA	Polar II Fundo de Investimento em Participações Multiestratégia	Ownership	100.000	UnitedHealth Group Incorporated		
		.00000	98-0559902				UHG Holdings UK IV Limited	GBR	NIA	Bordeaux UK Holdings I Limited	Ownership	100.000	UnitedHealth Group Incorporated		
		.00000	98-1249178				UHG Holdings UK V Limited	GBR	NIA	UHG Holdings UK IV Limited	Ownership	100.000	UnitedHealth Group Incorporated		
		.00000	98-1390073				UHG Holdings UK VI Limited	GBR	NIA	UnitedHealthcare International III S.á r.l.	Ownership	99.999	UnitedHealth Group Incorporated		
		.00000	98-1390073				UHG Holdings UK VI Limited	GBR	NIA	CentrifryHealth, LLC	Ownership	0.001	UnitedHealth Group Incorporated		
		.00000	41-1921008				UHC Holdings, Inc.	DE	NIA	United HealthCare Services, Inc.	Ownership	100.000	UnitedHealth Group Incorporated		
		.00000	75-2922396				UICI Funding Corp. 2	DE	NIA	HealthMarkets, LLC	Ownership	100.000	UnitedHealth Group Incorporated		
		.00000	39-1995276				UMR, Inc.	DE	NIA	United HealthCare Services, Inc.	Ownership	100.000	UnitedHealth Group Incorporated		
		.00000	98-1444648				Unidad Médica Diagnóstico S.A.	COL	NIA	Colmedica Medicina Prepagada S.A.	Ownership	92.380	UnitedHealth Group Incorporated		
		.00000	98-1444648				Unidad Médica Diagnóstico S.A.	COL	NIA	Banmedica Internacional SpA	Ownership	7.620	UnitedHealth Group Incorporated		
.0707	UnitedHealth Group Incorporated	.91529	52-1996029				Unimerica Insurance Company	WI	IA	OptumHealth Holdings, LLC	Ownership	100.000	UnitedHealth Group Incorporated		

16-31

STATEMENT AS OF JUNE 30, 2021 OF THE UnitedHealthcare Plan of the River Valley, Inc.

**SCHEDULE Y**  
**PART 1A - DETAIL OF INSURANCE HOLDING COMPANY SYSTEM**

1	2	3	4	5	6	7	8	9	10	11	12	13	14	15	16
Group Code	Group Name	NAIC Company Code	ID Number	Federal RSSD	CIK	Name of Securities Exchange if Publicly Traded (U.S. or International)	Names of Parent, Subsidiaries Or Affiliates	Domi-ciliary Location	Relation-ship to Reporting Entity	Directly Controlled by (Name of Entity/Person)	Type of Control (Ownership, Board, Management, Attorney-in-Fact, Influence, Other)	If Control is Ownership Provide Percentage	Ultimate Controlling Entity(ies)/Person(s)	Is an SCA Filing Re-quired? (Y/N)	*
.0707	UnitedHealth Group Incorporated	.11596	01-0637149				Unimerica Life Insurance Company of New York	.NY	.IA	UnitedHealthcare Insurance Company	Ownership	100.000	UnitedHealth Group Incorporated		
		.00000	20-5917714				Unison Health Plan of Delaware, Inc.	.DE	.IA	Three Rivers Holdings, Inc.	Ownership	100.000	UnitedHealth Group Incorporated		
		.00000	94-2649097				United Behavioral Health	.CA	.NIA	OptumHealth Holdings, LLC	Ownership	100.000	UnitedHealth Group Incorporated		
		.00000	41-1868911				United Behavioral Health of New York, I.P.A., Inc.	.NY	.NIA	United Behavioral Health	Ownership	100.000	UnitedHealth Group Incorporated		
		.00000	75-2583080				United Group Reinsurance, Inc.	.TC	.NIA	HealthMarkets, LLC	Ownership	100.000	UnitedHealth Group Incorporated		
		.00000	41-1289245	3410132			United HealthCare Services, Inc.	.MN	.UIP	UnitedHealth Group Incorporated	Ownership	100.000	UnitedHealth Group Incorporated		
		.00000	75-2601147				United Management Services, Inc.	.NY	.NIA	HealthMarkets, LLC	Ownership	100.000	UnitedHealth Group Incorporated		
		.00000	30-0318238				United Resource Networks IPA of New York, Inc.	.NY	.NIA	OptumHealth Care Solutions, LLC	Ownership	100.000	UnitedHealth Group Incorporated		
		.00000	01-0538317				UnitedHealth Advisors, LLC	.ME	.NIA	United HealthCare Services, Inc.	Ownership	100.000	UnitedHealth Group Incorporated		
		.00000	41-1321939	4665014	0000731766	New York Stock Exchange	UnitedHealth Group Incorporated	.DE	.UIP	Self	Ownership	100.000	UnitedHealth Group Incorporated		
		.00000	98-1422474				UnitedHealth Group International Finance (Ireland) Unlimited Company	.IRL	.NIA	UnitedHealthcare Europe S.á r.l.	Ownership	100.000	UnitedHealth Group Incorporated		
		.00000	84-3188598				UnitedHealth Group International Finance LLC	.DE	.NIA	UHG Holdings UK IV Limited	Ownership	100.000	UnitedHealth Group Incorporated		
		.00000	46-3311984				UnitedHealth Group Ventures, LLC	.DE	.NIA	UnitedHealth Group Incorporated	Ownership	100.000	UnitedHealth Group Incorporated		
		.00000	41-1917398				UnitedHealth International, Inc.	.DE	.NIA	UnitedHealth Group Incorporated	Ownership	100.000	UnitedHealth Group Incorporated		
		.00000	26-2574977				UnitedHealth Military & Veterans Services, LLC	.DE	.NIA	United HealthCare Services, Inc.	Ownership	100.000	UnitedHealth Group Incorporated		
.0707	UnitedHealth Group Incorporated	.95174	33-0115163				UnitedHealthcare Benefits of Texas, Inc.	.TX	.IA	United HealthCare Services, Inc.	Ownership	100.000	UnitedHealth Group Incorporated		
		.00000	47-3221444				UnitedHealthcare Benefits Plan of California	.CA	.IA	United HealthCare Services, Inc.	Ownership	100.000	UnitedHealth Group Incorporated		
		.00000	46-4348775				UnitedHealthcare Community Plan of California, Inc.	.CA	.IA	United HealthCare Services, Inc.	Ownership	100.000	UnitedHealth Group Incorporated		
.0707	UnitedHealth Group Incorporated	.13168	26-2688274				UnitedHealthcare Community Plan of Georgia, Inc.	.GA	.IA	AmeriChoice Corporation	Ownership	100.000	UnitedHealth Group Incorporated		
.0707	UnitedHealth Group Incorporated	.12323	56-2451429				UnitedHealthcare Community Plan of Ohio, Inc.	.OH	.IA	Three Rivers Holdings, Inc.	Ownership	100.000	UnitedHealth Group Incorporated		
.0707	UnitedHealth Group Incorporated	.11141	91-2008361				UnitedHealthcare Community Plan of Texas, L.L.C.	.TX	.IA	Ovations, Inc.	Ownership	100.000	UnitedHealth Group Incorporated		
.0707	UnitedHealth Group Incorporated	.95467	38-3204052				UnitedHealthcare Community Plan, Inc.	.MI	.IA	AmeriChoice Corporation	Ownership	100.000	UnitedHealth Group Incorporated		
		.00000	98-1200034				UnitedHealthcare Consulting & Assistance Service (Beijing) Co., Ltd.	.CHN	.NIA	UnitedHealthcare International I B.V.	Ownership	100.000	UnitedHealth Group Incorporated		
		.00000	98-1199879				UnitedHealthcare Europe S.á r.l.	.LUX	.NIA	Bordeaux UK Holdings II Limited	Ownership	100.000	UnitedHealth Group Incorporated		
		.00000	98-1104429				UnitedHealthcare Global Canada Limited	.CAN	.NIA	UnitedHealthcare International I B.V.	Ownership	100.000	UnitedHealth Group Incorporated		
		.00000	98-1029201				UnitedHealthcare Global Medical (UK) Limited	.GBR	.NIA	UnitedHealthcare International I B.V.	Ownership	100.000	UnitedHealth Group Incorporated		
.0707	UnitedHealth Group Incorporated	.79413	36-2739571				UnitedHealthcare Insurance Company	.CT	.IA	UHC Holdings, Inc.	Ownership	100.000	UnitedHealth Group Incorporated		
.0707	UnitedHealth Group Incorporated	.84549	38-2044243				UnitedHealthcare Insurance Company of America	.IL	.IA	Symphonix Health Holdings LLC	Ownership	100.000	UnitedHealth Group Incorporated		
.0707	UnitedHealth Group Incorporated	.60318	36-3800349				UnitedHealthcare Insurance Company of Illinois	.IL	.IA	UnitedHealthcare Insurance Company	Ownership	100.000	UnitedHealth Group Incorporated		
.0707	UnitedHealth Group Incorporated	.60093	11-3283886				UnitedHealthcare Insurance Company of New York	.NY	.IA	UnitedHealthcare Insurance Company	Ownership	100.000	UnitedHealth Group Incorporated		
.0707	UnitedHealth Group Incorporated	.12231	20-1902768				UnitedHealthcare Insurance Company of the River Valley	.IL	.IA	UnitedHealthcare, Inc.	Ownership	100.000	UnitedHealth Group Incorporated		
		.00000	98-1372065				UnitedHealthcare Insurance Designated Activity Company	.IRL	.NIA	UHC Holdings (Ireland) Limited	Ownership	100.000	UnitedHealth Group Incorporated		
		.00000	86-0618309				UnitedHealthcare Integrated Services, Inc.	.AZ	.IA	Ovations, Inc.	Ownership	100.000	UnitedHealth Group Incorporated		
		.00000	41-1988797				UnitedHealthcare International Asia, LLC	.DE	.NIA	UnitedHealth Group Incorporated	Ownership	100.000	UnitedHealth Group Incorporated		
		.00000	98-1100512				UnitedHealthcare International I B.V.	.NLD	.NIA	FrontierMEDEX US, Inc.	Ownership	100.000	UnitedHealth Group Incorporated		
		.00000	98-1079459				UnitedHealthcare International II S.á r.l.	.LUX	.NIA	Bordeaux UK Holdings I Limited	Ownership	100.000	UnitedHealth Group Incorporated		

STATEMENT AS OF JUNE 30, 2021 OF THE UnitedHealthcare Plan of the River Valley, Inc.

**SCHEDULE Y**  
**PART 1A - DETAIL OF INSURANCE HOLDING COMPANY SYSTEM**

1	2	3	4	5	6	7	8	9	10	11	12	13	14	15	16
Group Code	Group Name	NAIC Company Code	ID Number	Federal RSSD	CIK	Name of Securities Exchange if Publicly Traded (U.S. or International)	Names of Parent, Subsidiaries Or Affiliates	Domi-ciliary Location	Relation-ship to Reporting Entity	Directly Controlled by (Name of Entity/Person)	Type of Control (Ownership, Board, Management, Attorney-in-Fact, Influence, Other)	If Control is Ownership Provide Percentage	Ultimate Controlling Entity(ies)/Person(s)	Is an SCA Filing Re-quired? (Y/N)	*
		.0000	98-1340853				UnitedHealthcare International III B.V.	NLD	NIA	UnitedHealthcare Europe S.à r.l.	Ownership	100.000	UnitedHealth Group Incorporated		
		.0000	98-1077436				UnitedHealthcare International III S.à r.l.	LUX	NIA	Optum Services (Ireland) Limited	Ownership	100.000	UnitedHealth Group Incorporated		
		.0000	98-1080926				UnitedHealthcare International IV S.à r.l.	LUX	NIA	UnitedHealthcare International VIII S.à r.l.	Ownership	100.000	UnitedHealth Group Incorporated		
		.0000	98-1372060				UnitedHealthcare International VII S.à r.l.	LUX	NIA	UHC Finance (Ireland) Unlimited Company	Ownership	100.000	UnitedHealth Group Incorporated		
		.0000	98-1372062				UnitedHealthcare International VIII S.à r.l.	LUX	NIA	UnitedHealthcare International X S.à r.l.	Ownership	100.000	UnitedHealth Group Incorporated		
		.0000	98-1443728				UnitedHealthcare International X S.à r.l.	LUX	NIA	UnitedHealthcare International III S.à r.l.	Ownership	100.000	UnitedHealth Group Incorporated		
.0707	UnitedHealth Group Incorporated	.97179	86-0207231				UnitedHealthcare Life Insurance Company	WI	IA	Golden Rule Financial Corporation	Ownership	100.000	UnitedHealth Group Incorporated		
.0707	UnitedHealth Group Incorporated	.95784	63-0895562				UnitedHealthcare of Alabama, Inc.	AL	IA	UnitedHealthcare, Inc.	Ownership	100.000	UnitedHealth Group Incorporated		
.0707	UnitedHealth Group Incorporated	.96016	86-0507074				UnitedHealthcare of Arizona, Inc.	AZ	IA	UnitedHealthcare, Inc.	Ownership	100.000	UnitedHealth Group Incorporated		
.0707	UnitedHealth Group Incorporated	.95446	63-1036819				UnitedHealthcare of Arkansas, Inc.	AR	IA	UnitedHealthcare, Inc.	Ownership	100.000	UnitedHealth Group Incorporated		
.0707	UnitedHealth Group Incorporated	.95090	84-1004639				UnitedHealthcare of Colorado, Inc.	CO	IA	UnitedHealthcare, Inc.	Ownership	100.000	UnitedHealth Group Incorporated		
.0707	UnitedHealth Group Incorporated	.95264	59-1293865				UnitedHealthcare of Florida, Inc.	FL	IA	UnitedHealthcare, Inc.	Ownership	100.000	UnitedHealth Group Incorporated		
.0707	UnitedHealth Group Incorporated	.95850	58-1653544				UnitedHealthcare of Georgia, Inc.	GA	IA	UnitedHealthcare, Inc.	Ownership	100.000	UnitedHealth Group Incorporated		
.0707	UnitedHealth Group Incorporated	.95776	36-3280214				UnitedHealthcare of Illinois, Inc.	IL	IA	UnitedHealthcare, Inc.	Ownership	100.000	UnitedHealth Group Incorporated		
.0707	UnitedHealth Group Incorporated	.96644	62-1240316				UnitedHealthcare of Kentucky, Ltd.	KY	IA	UnitedHealthcare, Inc.	Ownership	5.828	UnitedHealth Group Incorporated		
.0707	UnitedHealth Group Incorporated	.96644	62-1240316				UnitedHealthcare of Kentucky, Ltd.	KY	IA	United HealthCare Services, Inc.	Ownership	94.172	UnitedHealth Group Incorporated		
.0707	UnitedHealth Group Incorporated	.95833	72-1074008				UnitedHealthcare of Louisiana, Inc.	LA	IA	UnitedHealthcare, Inc.	Ownership	100.000	UnitedHealth Group Incorporated		
.0707	UnitedHealth Group Incorporated	.95716	63-1036817				UnitedHealthcare of Mississippi, Inc.	MS	IA	UnitedHealthcare, Inc.	Ownership	100.000	UnitedHealth Group Incorporated		
.0707	UnitedHealth Group Incorporated	.95149	05-0413469				UnitedHealthcare of New England, Inc.	RI	IA	United HealthCare Services, Inc.	Ownership	100.000	UnitedHealth Group Incorporated		
.0707	UnitedHealth Group Incorporated	.13214	26-2697886				UnitedHealthcare of New Mexico, Inc.	NM	IA	UnitedHealthcare Insurance Company	Ownership	100.000	UnitedHealth Group Incorporated		
.0707	UnitedHealth Group Incorporated	.95085	06-1172891				UnitedHealthcare of New York, Inc.	NY	IA	AmeriChoice Corporation	Ownership	100.000	UnitedHealth Group Incorporated		
.0707	UnitedHealth Group Incorporated	.95103	56-1461010				UnitedHealthcare of North Carolina, Inc.	NC	IA	UnitedHealthcare, Inc.	Ownership	100.000	UnitedHealth Group Incorporated		
.0707	UnitedHealth Group Incorporated	.95186	31-1142815				UnitedHealthcare of Ohio, Inc.	OH	IA	United HealthCare Services, Inc.	Ownership	100.000	UnitedHealth Group Incorporated		
.0707	UnitedHealth Group Incorporated	.96903	33-0115166				UnitedHealthcare of Oklahoma, Inc.	OK	IA	United HealthCare Services, Inc.	Ownership	100.000	UnitedHealth Group Incorporated		
.0707	UnitedHealth Group Incorporated	.95893	93-0938819				UnitedHealthcare of Oregon, Inc.	OR	IA	United HealthCare Services, Inc.	Ownership	100.000	UnitedHealth Group Incorporated		
.0707	UnitedHealth Group Incorporated	.95220	25-1756858				UnitedHealthcare of Pennsylvania, Inc.	PA	IA	Three Rivers Holdings, Inc.	Ownership	100.000	UnitedHealth Group Incorporated		
.0707	UnitedHealth Group Incorporated	.16740	35-2674992				UnitedHealthcare of South Carolina, Inc.	SC	IA	UnitedHealthcare, Inc.	Ownership	100.000	UnitedHealth Group Incorporated		
.0707	UnitedHealth Group Incorporated	.95765	95-3939697				UnitedHealthcare of Texas, Inc.	TX	IA	UnitedHealthcare, Inc.	Ownership	100.000	UnitedHealth Group Incorporated		
.0707	UnitedHealth Group Incorporated	.95025	52-1130183				UnitedHealthcare of the Mid-Atlantic, Inc.	MD	IA	UnitedHealthcare, Inc.	Ownership	100.000	UnitedHealth Group Incorporated		
.0707	UnitedHealth Group Incorporated	.95591	47-0676824				UnitedHealthcare of the Midlands, Inc.	NE	IA	UnitedHealthcare, Inc.	Ownership	100.000	UnitedHealth Group Incorporated		
.0707	UnitedHealth Group Incorporated	.96385	43-1361841				UnitedHealthcare of the Midwest, Inc.	MO	IA	UnitedHealthcare, Inc.	Ownership	100.000	UnitedHealth Group Incorporated		
.0707	UnitedHealth Group Incorporated	.95501	41-1488563				UnitedHealthcare of Utah, Inc.	UT	IA	UnitedHealthcare, Inc.	Ownership	100.000	UnitedHealth Group Incorporated		
.0707	UnitedHealth Group Incorporated	.48038	91-1312551				UnitedHealthcare of Washington, Inc.	WA	IA	United HealthCare Services, Inc.	Ownership	100.000	UnitedHealth Group Incorporated		
.0707	UnitedHealth Group Incorporated	.95710	39-1555888				UnitedHealthcare of Wisconsin, Inc.	WI	IA	UnitedHealthcare, Inc.	Ownership	100.000	UnitedHealth Group Incorporated		
.0707	UnitedHealth Group Incorporated	.95378	36-3379945				UnitedHealthcare Plan of the River Valley, Inc.	IL	RE	UnitedHealthcare, Inc.	Ownership	100.000	UnitedHealth Group Incorporated		
		.0000	47-0854646				UnitedHealthcare Service LLC	DE	NIA	UnitedHealthcare Insurance Company	Ownership	100.000	UnitedHealth Group Incorporated		
		.0000	01-0518346				UnitedHealthcare Specialty Benefits, LLC	ME	NIA	Specialty Benefits, LLC	Ownership	100.000	UnitedHealth Group Incorporated		
		.0000	41-1922511				UnitedHealthcare, Inc.	DE	DDP	United HealthCare Services, Inc.	Ownership	100.000	UnitedHealth Group Incorporated		
		.0000	27-0815205				Unity Health Network, LLC	DE	NIA	Collaborative Care Holdings, LLC	Ownership	80.100	UnitedHealth Group Incorporated		
		.0000	26-4219191				UpFront Insurance Agency, LLC	MN	NIA	Optum Labs, LLC	Ownership	100.000	UnitedHealth Group Incorporated		
		.0000	83-4657754				Upland Holdings, LLC	CA	NIA	NSC Upland, LLC	Ownership	58.991	UnitedHealth Group Incorporated		
		.0000	33-0812827				Upland Outpatient Surgical Center, L.P.	CA	NIA	Upland Holdings, LLC	Ownership	51.000	UnitedHealth Group Incorporated		
		.0000	26-0382877				Urgent Care Holdings, Inc.	DE	NIA	Optum Clinics Intermediate Holdings, Inc.	Ownership	100.000	UnitedHealth Group Incorporated		
		.0000	26-3667220				Urgent Care MSO, LLC	DE	NIA	Urgent Care Holdings, Inc.	Ownership	100.000	UnitedHealth Group Incorporated		
		.0000	75-2613230				Urology Associates of North Texas, P.L.L.C.	TX	NIA	USMD Affiliated Services	Ownership	100.000	UnitedHealth Group Incorporated		
		.0000	20-3887008				USHEALTH Academy, Inc.	TX	NIA	USHEALTH Group, Inc.	Ownership	100.000	UnitedHealth Group Incorporated		
		.0000	26-4163593				USHEALTH Administrators, LLC	DE	NIA	USHEALTH Group, Inc.	Ownership	100.000	UnitedHealth Group Incorporated		
		.0000	26-3887598				USHEALTH Advisors, LLC	TX	NIA	USHEALTH Career Agency, Inc.	Ownership	100.000	UnitedHealth Group Incorporated		
		.0000	75-2192748				USHEALTH Career Agency, Inc.	DE	NIA	USHEALTH Group, Inc.	Ownership	100.000	UnitedHealth Group Incorporated		
		.0000	75-2225185				USHEALTH Funding, Inc.	DE	NIA	USHEALTH Group, Inc.	Ownership	100.000	UnitedHealth Group Incorporated		

16-33

STATEMENT AS OF JUNE 30, 2021 OF THE UnitedHealthcare Plan of the River Valley, Inc.

**SCHEDULE Y**  
**PART 1A - DETAIL OF INSURANCE HOLDING COMPANY SYSTEM**

1	2	3	4	5	6	7	8	9	10	11	12	13	14	15	16
Group Code	Group Name	NAIC Company Code	ID Number	Federal RSSD	CIK	Name of Securities Exchange if Publicly Traded (U.S. or International)	Names of Parent, Subsidiaries Or Affiliates	Domi-ciliary Location	Relation-ship to Reporting Entity	Directly Controlled by (Name of Entity/Person)	Type of Control (Ownership, Board, Management, Attorney-in-Fact, Influence, Other)	If Control is Ownership Provide Percentage	Ultimate Controlling Entity(ies)/Person(s)	Is an SCA Filing Re-quired? (Y/N)	*
		.00000	73-1165000				USHEALTH Group, Inc.	DE	NIA	Golden Rule Financial Corporation	Ownership	100.000	UnitedHealth Group Incorporated		
		.00000	20-8048861				USMD Administrative Services, L.L.C.	TX	NIA	USMD Inc.	Ownership	100.000	UnitedHealth Group Incorporated		
		.00000	27-2956222				USMD Affiliated Services	TX	NIA	USMD Inc.	Ownership	100.000	UnitedHealth Group Incorporated		
		.00000	27-2803133				USMD Diagnostic Services, LLC	TX	NIA	WellMed Networks, Inc.	Ownership	100.000	UnitedHealth Group Incorporated		1
		.00000	27-2866866				USMD Holdings, Inc.	DE	NIA	WellMed Medical Management, Inc.	Ownership	100.000	UnitedHealth Group Incorporated		
		.00000	73-1662763				USMD Hospital at Arlington, L.P.	TX	NIA	MAT-RX DEVELOPMENT, L.L.C.	Ownership	45.396	UnitedHealth Group Incorporated		1
		.00000	20-3571243				USMD Hospital at Fort Worth, L.P.	TX	NIA	MAT-RX DEVELOPMENT, L.L.C.	Ownership	20.024	UnitedHealth Group Incorporated		1
		.00000	20-8050318				USMD Inc.	TX	NIA	USMD Holdings, Inc.	Ownership	100.000	UnitedHealth Group Incorporated		
		.00000	73-1662757				USMD of Arlington GP, L.L.C.	TX	NIA	MAT-RX DEVELOPMENT, L.L.C.	Ownership	100.000	UnitedHealth Group Incorporated		1
		.00000	35-2446102				USMD PPM, LLC	TX	NIA	USMD Inc.	Ownership	100.000	UnitedHealth Group Incorporated		
		.00000	87-0757396				Valley Physicians Network, Inc.	CA	NIA	PrimeCare Medical Network, Inc.	Ownership	100.000	UnitedHealth Group Incorporated		
		.00000	85-0780051				Vascular Labs of the Rockies ASC, LLC	DE	NIA	SCA-VLR Holdings Company, LLC	Ownership	51.000	UnitedHealth Group Incorporated		
		.00000	81-2820395				Via Vitae MSO, LLC	DE	NIA	OC Cardiology Practice Partners, LLC	Ownership	70.000	UnitedHealth Group Incorporated		
		.00000	98-1443076				Vida Integra S.p.A.	CHL	NIA	Saden S.A.	Ownership	0.000	UnitedHealth Group Incorporated		
		.00000	98-1443076				Vida Integra S.p.A.	CHL	NIA	Banmedica S.A.	Ownership	100.000	UnitedHealth Group Incorporated		
		.00000					Vida Tres S.A.	CHL	NIA	Clínica Dávila y Servicios Médicos S.p.A.	Ownership	0.000	UnitedHealth Group Incorporated		
		.00000					Vida Tres S.A.	CHL	NIA	Banmedica S.A.	Ownership	100.000	UnitedHealth Group Incorporated		
		.00000	85-2778858				Virtua-SCA Holdings II, LLC	DE	NIA	SCA Outside New Jersey, LLC	Ownership	45.000	UnitedHealth Group Incorporated		2
		.00000	47-4149749				Virtual Therapeutics Corporation	DE	NIA	Optum Labs, LLC	Ownership	5.613	UnitedHealth Group Incorporated		
		.00000	47-4149749				Virtual Therapeutics Corporation	DE	NIA	United HealthCare Services, Inc.	Ownership	36.552	UnitedHealth Group Incorporated		
		.00000	47-4149749				Virtual Therapeutics Corporation	DE	NIA	UnitedHealth Group Ventures, LLC	Ownership	41.670	UnitedHealth Group Incorporated		
		.00000	85-1453387				Vituucci, LCSW, P.C.	IL	NIA	Physician(s) Owned	Influence	0.000	UnitedHealth Group Incorporated		1
		.00000					Vivify Health Canada, Inc.	CAN	NIA	Vivify Health, Inc.	Ownership	100.000	UnitedHealth Group Incorporated		
		.00000	27-1348358				Vivify Health, Inc.	DE	NIA	OptumHealth Care Solutions, LLC	Ownership	100.000	UnitedHealth Group Incorporated		
		.00000	46-1558718				VPay Benefits Corporation	TX	NIA	VPay, Inc.	Ownership	100.000	UnitedHealth Group Incorporated		
		.00000	85-4390422				VPay Intermediate Holdings, LLC	DE	NIA	Optum Financial, Inc.	Ownership	100.000	UnitedHealth Group Incorporated		
		.00000	75-2405220				VPay, Inc.	TX	NIA	VPay Intermediate Holdings, LLC	Ownership	100.000	UnitedHealth Group Incorporated		
		.00000	36-4499777				Walnut Hill Surgery Center, LLC	TX	NIA	Surgical Care Affiliates, LLC	Influence	51.000	UnitedHealth Group Incorporated		
		.00000	36-3469841				Wauwatosa Outpatient Surgery Center, LLC	DE	NIA	Surgery Centers-West Holdings, LLC	Ownership	100.000	UnitedHealth Group Incorporated		
		.00000	36-3469839				Wauwatosa Surgery Center, LLC	DE	NIA	Wauwatosa Outpatient Surgery Center, LLC	Ownership	20.000	UnitedHealth Group Incorporated		2
		.00000	20-5429310				Wayland Square Surgicare Acquisition, L.P.	RI	NIA	Surgery Center Holding, LLC	Ownership	1.000	UnitedHealth Group Incorporated		
		.00000	20-5429310				Wayland Square Surgicare Acquisition, L.P.	RI	NIA	SC Affiliates, LLC	Ownership	99.000	UnitedHealth Group Incorporated		
		.00000	75-2500274				Wayland Square Surgicare GP, Inc.	RI	NIA	Surgery Center Holding, LLC	Ownership	100.000	UnitedHealth Group Incorporated		
		.00000	46-2854394				Waypoint Minnesota PC	MN	NIA	Physician(s) Owned	Influence	0.000	UnitedHealth Group Incorporated		1
		.00000	46-2859426				Waypoint Minnesota Sports PC	MN	NIA	ProHEALTH Medical Management, LLC	Ownership	100.000	UnitedHealth Group Incorporated		
		.00000	84-2233329				WellMed Florida Medicare ACO, LLC	TX	NIA	WellMed Network of Florida, Inc.	Ownership	100.000	UnitedHealth Group Incorporated		1
		.00000	84-2178104				WellMed Greater Texas Medicare ACO, LLC	TX	NIA	WellMed Networks, Inc.	Ownership	100.000	UnitedHealth Group Incorporated		1
		.00000	74-2574229				WellMed Medical Group, P.A.	TX	NIA	Physician(s) Owned	Influence	0.000	UnitedHealth Group Incorporated		1
		.00000	74-2797745				WellMed Medical Management of Florida, Inc.	FL	NIA	WellMed Medical Management, Inc.	Ownership	100.000	UnitedHealth Group Incorporated		
		.00000	74-2786364				WellMed Medical Management, Inc.	TX	NIA	Collaborative Care Holdings, LLC	Ownership	85.000	UnitedHealth Group Incorporated		
		.00000	35-2314192				WellMed Network of Florida, Inc.	TX	NIA	WellMed Networks, Inc.	Ownership	100.000	UnitedHealth Group Incorporated		1
		.00000	41-2250215				WellMed Networks - DFW, Inc.	TX	NIA	WellMed Networks, Inc.	Ownership	100.000	UnitedHealth Group Incorporated		1
		.00000	74-2889447				WellMed Networks, Inc.	TX	NIA	Physician(s) Owned	Influence	0.000	UnitedHealth Group Incorporated		1
		.00000	92-0183013				WellMed of Las Cruces, Inc.	TX	NIA	WellMed Networks, Inc.	Ownership	100.000	UnitedHealth Group Incorporated		1
		.00000	84-2193803				WellMed Tampa/Orlando Medicare ACO, LLC	TX	NIA	WellMed Network of Florida, Inc.	Ownership	100.000	UnitedHealth Group Incorporated		1
		.00000	84-2219968				WellMed Texas Medicare ACO, LLC	TX	NIA	WellMed Networks, Inc.	Ownership	100.000	UnitedHealth Group Incorporated		1
		.00000	27-2809113				West Coast Endoscopy Holdings, LLC	DE	NIA	SCA Surgery Holdings, LLC	Ownership	100.000	UnitedHealth Group Incorporated		
		.00000	06-1521999				Western Connecticut Orthopedic Surgical Center, LLC	CT	NIA	SCA-Western Connecticut, LLC	Ownership	58.911	UnitedHealth Group Incorporated		
		.00000	47-4468184				Westgreen Surgical Center, LLC	TX	NIA	SCA Westgreen Holdings, LLC	Ownership	51.001	UnitedHealth Group Incorporated		
		.00000	85-3312235				WestHealth JV Holdings, LLC	DE	NIA	SCA West Health Holdings, LLC	Ownership	30.000	UnitedHealth Group Incorporated		2
		.00000	37-1763155				WestHealth Surgery Center, LLC	MN	NIA	WestHealth JV Holdings, LLC	Ownership	51.000	UnitedHealth Group Incorporated		2
		.00000	45-0636596				WESTMED Practice Partners LLC	DE	NIA	Collaborative Care Holdings, LLC	Ownership	100.000	UnitedHealth Group Incorporated		
		.00000	27-4816583				Wilson Creek Surgical Center, LLC	TX	NIA	Surgical Care Affiliates, LLC	Influence	51.000	UnitedHealth Group Incorporated		

STATEMENT AS OF JUNE 30, 2021 OF THE UnitedHealthcare Plan of the River Valley, Inc.

**SCHEDULE Y**  
**PART 1A - DETAIL OF INSURANCE HOLDING COMPANY SYSTEM**

1	2	3	4	5	6	7	8	9	10	11	12	13	14	15	16
Group Code	Group Name	NAIC Company Code	ID Number	Federal RSSD	CIK	Name of Securities Exchange if Publicly Traded (U.S. or International)	Names of Parent, Subsidiaries Or Affiliates	Domiciliary Location	Relationship to Reporting Entity	Directly Controlled by (Name of Entity/Person)	Type of Control (Ownership, Board, Management, Attorney-in-Fact, Influence, Other)	If Control is Ownership Provide Percentage	Ultimate Controlling Entity(ies)/Person(s)	Is an SCA Filing Required? (Y/N)	*
		.00000	46-5548304				Winchester Endoscopy, LLC	IL	NIA	SCA-Winchester, LLC	Ownership	51.000	UnitedHealth Group Incorporated		
		.00000	62-1525776				Winter Park Surgery Center, L.P.	TN	NIA	SCA-Winter Park, Inc.	Ownership	1.000	UnitedHealth Group Incorporated		2
		.00000	62-1525776				Winter Park Surgery Center, L.P.	TN	NIA	Winter Park, LLC	Ownership	35.500	UnitedHealth Group Incorporated		2
		.00000	62-1587564				Winter Park, LLC	TN	NIA	SCA-Winter Park, Inc.	Ownership	51.000	UnitedHealth Group Incorporated		
		.00000	45-2158334				WIND Medical, PLLC	TX	NIA	WellMed Networks, Inc.	Ownership	100.000	UnitedHealth Group Incorporated		1
		.00000	85-3366699				Woodbury Surgery Center, LLC	MN	NIA	SCA Woodbury Holdings, LLC	Ownership	51.000	UnitedHealth Group Incorporated		2
		.00000	45-4281054				XAS Infusion Suites, Inc.	TX	NIA	Diplomat Pharmacy, Inc.	Ownership	100.000	UnitedHealth Group Incorporated		
		.00000	52-2102846				XLHealth Corporation	MD	NIA	United HealthCare Services, Inc.	Ownership	100.000	UnitedHealth Group Incorporated		
		.00000	98-1107695				XLHealth Corporation India Private Limited	IND	NIA	XLHealth Corporation	Ownership	99.998	UnitedHealth Group Incorporated		
		.00000	98-1107695				XLHealth Corporation India Private Limited	IND	NIA	UnitedHealth International, Inc.	Ownership	0.002	UnitedHealth Group Incorporated		
		.00000	46-3537245				XLHome Michigan, P.C.	MI	NIA	Physician(s) Owned	Influence	0.000	UnitedHealth Group Incorporated		1
		.00000	45-5530241				XLHome Northeast, P.C.	NJ	NIA	Physician(s) Owned	Influence	0.000	UnitedHealth Group Incorporated		1
		.00000	46-2931689				XLHome Oklahoma, Inc.	OK	NIA	Physician(s) Owned	Influence	0.000	UnitedHealth Group Incorporated		1
		.00000	27-3543997				XLHome, P.C.	MD	NIA	Physician(s) Owned	Influence	0.000	UnitedHealth Group Incorporated		1

Asterisk	Explanation
1	Represents a physician or physicians' owned entity (with respect to the ultimate controlling entity), where the entity is deemed to be influenced by the ultimate controlling entity.
2	Represents a minority-owned entity (with respect to the controlling entity), where the entity is deemed to be influenced by the ultimate controlling entity.



## SUPPLEMENTAL EXHIBITS AND SCHEDULES INTERROGATORIES

The following supplemental reports are required to be filed as part of your statement filing. However, in the event that your company does not transact the type of business for which the special report must be filed, your response of NO to the specific interrogatory will be accepted in lieu of filing a "NONE" report and a bar code will be printed below. If the supplement is required of your company but is not being filed for whatever reason enter SEE EXPLANATION and provide an explanation following the interrogatory questions.

	Response
1. Will the Medicare Part D Coverage Supplement be filed with the state of domicile and the NAIC with this statement? .....	NO

Explanation:

1.

Bar Code:

1. Medicare Part D Coverage Supplement [Document Identifier 365]



**OVERFLOW PAGE FOR WRITE-INS**

Additional Write-ins for Assets Line 25

	Current Statement Date			4 Prior Year Net Admitted Assets
	1 Assets	2 Nonadmitted Assets	3 Net Admitted Assets (Cols. 1 - 2)	
2504. Miscellaneous Receivables .....	1,941	1,941	0	0
2505. Service Fee Billing .....	834	834	0	0
2506. Prepaid Premium Taxes .....	0	0	0	10,576
2507. Taxes Receivable - State .....	0	0	0	9,943
2597. Summary of remaining write-ins for Line 25 from overflow page	2,775	2,775	0	20,519

**SCHEDULE A - VERIFICATION**

Real Estate

	1 Year to Date	2 Prior Year Ended December 31
1. Book/adjusted carrying value, December 31 of prior year		
2. Cost of acquired:		
2.1 Actual cost at time of acquisition		
2.2 Additional investment made after acquisition		
3. Current year change in encumbrances		
4. Total gain (loss) on disposals		
5. Deduct amounts received on disposals		
6. Total foreign exchange change in book/adjusted carrying value		
7. Deduct current year's other than temporary impairment recognized		
8. Deduct current year's depreciation		
9. Book/adjusted carrying value at the end of current period (Lines 1+2+3+4-5+6-7-8)		
10. Deduct total nonadmitted amounts		
11. Statement value at end of current period (Line 9 minus Line 10)		

**NONE**

**SCHEDULE B - VERIFICATION**

Mortgage Loans

	1 Year to Date	2 Prior Year Ended December 31
1. Book value/recorded investment excluding accrued interest, December 31 of prior year		
2. Cost of acquired:		
2.1 Actual cost at time of acquisition		
2.2 Additional investment made after acquisition		
3. Capitalized deferred interest and other		
4. Accrual of discount		
5. Unrealized valuation increase (decrease)		
6. Total gain (loss) on disposals		
7. Deduct amounts received on disposals		
8. Deduct amortization of premium and mortgage interest paid and commitment fees		
9. Total foreign exchange change in book value/recorded investment excluding accrued interest		
10. Deduct current year's other than temporary impairment recognized		
11. Book value/recorded investment excluding accrued interest at end of current period (Lines 1+2+3+4+5+6-7-8+9-10)		
12. Total valuation allowance		
13. Subtotal (Line 11 plus Line 12)		
14. Deduct total nonadmitted amounts		
15. Statement value at end of current period (Line 13 minus Line 14)		

**NONE**

**SCHEDULE BA - VERIFICATION**

Other Long-Term Invested Assets

	1 Year to Date	2 Prior Year Ended December 31
1. Book/adjusted carrying value, December 31 of prior year	7,838,898	9,924,596
2. Cost of acquired:		
2.1 Actual cost at time of acquisition	0	0
2.2 Additional investment made after acquisition	0	0
3. Capitalized deferred interest and other	0	0
4. Accrual of discount	0	0
5. Unrealized valuation increase (decrease)	0	0
6. Total gain (loss) on disposals	0	0
7. Deduct amounts received on disposals	0	0
8. Deduct amortization of premium and depreciation	960,858	2,085,698
9. Total foreign exchange change in book/adjusted carrying value	0	0
10. Deduct current year's other than temporary impairment recognized	0	0
11. Book/adjusted carrying value at end of current period (Lines 1+2+3+4+5+6-7-8+9-10)	6,878,040	7,838,898
12. Deduct total nonadmitted amounts	0	0
13. Statement value at end of current period (Line 11 minus Line 12)	6,878,040	7,838,898

**SCHEDULE D - VERIFICATION**

Bonds and Stocks

	1 Year to Date	2 Prior Year Ended December 31
1. Book/adjusted carrying value of bonds and stocks, December 31 of prior year	683,036,957	630,872,476
2. Cost of bonds and stocks acquired	118,399,986	264,207,862
3. Accrual of discount	74,272	411,390
4. Unrealized valuation increase (decrease)	0	0
5. Total gain (loss) on disposals	168,238	406,430
6. Deduct consideration for bonds and stocks disposed of	86,348,658	208,239,033
7. Deduct amortization of premium	3,910,772	5,269,865
8. Total foreign exchange change in book/adjusted carrying value	0	0
9. Deduct current year's other than temporary impairment recognized	0	0
10. Total investment income recognized as a result of prepayment penalties and/or acceleration fees	258,903	647,697
11. Book/adjusted carrying value at end of current period (Lines 1+2+3+4+5-6-7+8-9+10)	711,678,926	683,036,957
12. Deduct total nonadmitted amounts	0	0
13. Statement value at end of current period (Line 11 minus Line 12)	711,678,926	683,036,957

STATEMENT AS OF JUNE 30, 2021 OF THE UnitedHealthcare Plan of the River Valley, Inc.

**SCHEDULE D - PART 1B**

Showing the Acquisitions, Dispositions and Non-Trading Activity  
During the Current Quarter for all Bonds and Preferred Stock by NAIC Designation

NAIC Designation	1 Book/Adjusted Carrying Value Beginning of Current Quarter	2 Acquisitions During Current Quarter	3 Dispositions During Current Quarter	4 Non-Trading Activity During Current Quarter	5 Book/Adjusted Carrying Value End of First Quarter	6 Book/Adjusted Carrying Value End of Second Quarter	7 Book/Adjusted Carrying Value End of Third Quarter	8 Book/Adjusted Carrying Value December 31 Prior Year
<b>BONDS</b>								
1. NAIC 1 (a) .....	607,745,150	60,076,568	54,625,655	(547,484)	607,745,150	612,648,579	0	616,600,236
2. NAIC 2 (a) .....	120,655,258	6,465,864	2,742,929	(1,501,685)	120,655,258	122,876,508	0	120,493,399
3. NAIC 3 (a) .....	0	0	0	0	0	0	0	0
4. NAIC 4 (a) .....	0	0	0	0	0	0	0	0
5. NAIC 5 (a) .....	0	0	0	0	0	0	0	0
6. NAIC 6 (a) .....	0	0	0	0	0	0	0	0
7. Total Bonds	728,400,408	66,542,432	57,368,584	(2,049,169)	728,400,408	735,525,087	0	737,093,635
<b>PREFERRED STOCK</b>								
8. NAIC 1 .....	0	0	0	0	0	0	0	0
9. NAIC 2 .....	0	0	0	0	0	0	0	0
10. NAIC 3 .....	0	0	0	0	0	0	0	0
11. NAIC 4 .....	0	0	0	0	0	0	0	0
12. NAIC 5 .....	0	0	0	0	0	0	0	0
13. NAIC 6 .....	0	0	0	0	0	0	0	0
14. Total Preferred Stock	0	0	0	0	0	0	0	0
15. Total Bonds and Preferred Stock	728,400,408	66,542,432	57,368,584	(2,049,169)	728,400,408	735,525,087	0	737,093,635

(a) Book/Adjusted Carrying Value column for the end of the current reporting period includes the following amount of short-term and cash equivalent bonds by NAIC designation:

NAIC 1 \$ 19,183,126 ; NAIC 2 \$ 4,663,035 ; NAIC 3 \$ 0 ; NAIC 4 \$ 0 ; NAIC 5 \$ 0 ; NAIC 6 \$ 0

S102

**SCHEDULE DA - PART 1**

## Short-Term Investments

	1	2	3	4	5
	Book/Adjusted Carrying Value	Par Value	Actual Cost	Interest Collected Year-to-Date	Paid for Accrued Interest Year-to-Date
9199999 Totals	23,846,161	xxx	23,953,003	82,057	29,720

**SCHEDULE DA - VERIFICATION**

## Short-Term Investments

	1	2
	Year To Date	Prior Year Ended December 31
1. Book/adjusted carrying value, December 31 of prior year .....	36,222,804	29,830,879
2. Cost of short-term investments acquired .....	10,728,173	1,719,741,754
3. Accrual of discount .....	14,153	38,310
4. Unrealized valuation increase (decrease) .....	0	0
5. Total gain (loss) on disposals .....	0	(15,513)
6. Deduct consideration received on disposals .....	22,989,000	1,713,280,410
7. Deduct amortization of premium .....	129,969	92,216
8. Total foreign exchange change in book/adjusted carrying value .....	0	0
9. Deduct current year's other than temporary impairment recognized .....	0	0
10. Book/adjusted carrying value at end of current period (Lines 1+2+3+4+5-6-7+8-9) .....	23,846,161	36,222,804
11. Deduct total nonadmitted amounts .....	0	0
12. Statement value at end of current period (Line 10 minus Line 11)	23,846,161	36,222,804

Schedule DB - Part A - Verification - Options, Caps, Floors, Collars, Swaps and Forwards

**N O N E**

Schedule DB - Part B - Verification - Futures Contracts

**N O N E**

Schedule DB - Part C - Section 1 - Replication (Synthetic Asset) Transactions (RSATs) Open

**N O N E**

Schedule DB-Part C-Section 2-Reconciliation of Replication (Synthetic Asset) Transactions Open

**N O N E**

Schedule DB - Verification - Book/Adjusted Carrying Value, Fair Value and Potential Exposure of  
Derivatives

**N O N E**

**SCHEDULE E - PART 2 - VERIFICATION**

(Cash Equivalents)

	1	2
	Year To Date	Prior Year Ended December 31
1. Book/adjusted carrying value, December 31 of prior year .....	182,863,183	76,062,090
2. Cost of cash equivalents acquired .....	3,569,752,406	5,430,447,989
3. Accrual of discount .....	1,134	8,631
4. Unrealized valuation increase (decrease) .....	0	(1,117)
5. Total gain (loss) on disposals .....	0	(8,609)
6. Deduct consideration received on disposals .....	3,394,281,248	5,323,645,801
7. Deduct amortization of premium .....	841	0
8. Total foreign exchange change in book/adjusted carrying value .....	0	0
9. Deduct current year's other than temporary impairment recognized .....	0	0
10. Book/adjusted carrying value at end of current period (Lines 1+2+3+4+5-6-7+8-9) .....	358,334,634	182,863,183
11. Deduct total nonadmitted amounts .....	0	0
12. Statement value at end of current period (Line 10 minus Line 11)	358,334,634	182,863,183

Schedule A - Part 2 - Real Estate Acquired and Additions Made

**N O N E**

Schedule A - Part 3 - Real Estate Disposed

**N O N E**

Schedule B - Part 2 - Mortgage Loans Acquired and Additions Made

**N O N E**

Schedule B - Part 3 - Mortgage Loans Disposed, Transferred or Repaid

**N O N E**

Schedule BA - Part 2 - Other Long-Term Invested Assets Acquired and Additions Made

**N O N E**

Schedule BA - Part 3 - Other Long-Term Invested Assets Disposed, Transferred or Repaid

**N O N E**



STATEMENT AS OF JUNE 30, 2021 OF THE UnitedHealthcare Plan of the River Valley, Inc.

**SCHEDULE D - PART 3**

Show All Long-Term Bonds and Stock Acquired During the Current Quarter

1	2	3	4	5	6	7	8	9	10
CUSIP Identification	Description	Foreign	Date Acquired	Name of Vendor	Number of Shares of Stock	Actual Cost	Par Value	Paid for Accrued Interest and Dividends	NAIC Designation, NAIC Designation Modifier and SVO Administrative Symbol
912828-YK-0	US Treasury Note 1.375% 10/15/22		06/17/2021	Goldman Sachs		1,727,625	1,700,000	4,087	1.A
91282C-AG-6	US Treasury Note 0.125% 08/31/22		05/28/2021	CitiGroup		2,001,172	2,000,000	632	1.A FE
91282C-CD-1	US Treasury Note 0.125% 05/31/23		06/18/2021	Morgan Stanley		797,781	800,000	57	1.A FE
<b>0599999. Subtotal - Bonds - U.S. Governments</b>						4,526,578	4,500,000	4,776	XXX
56756T-BD-5	MARICOPA CNTY AZ GO Non Call 5.000% 07/01/30		05/21/2021	JP Morgan Chase		1,326,240	1,000,000	0	1.D FE
<b>2499999. Subtotal - Bonds - U.S. Political Subdivisions of States, Territories and Possessions</b>						1,326,240	1,000,000	0	XXX
24917D-CC-5	DENVER CO CITY & Rev Bond Non Call 5.000% 08/01/31		04/07/2021	Morgan Stanley		1,352,490	1,000,000	0	1.D FE
3132DV-7D-1	FHLMC Pool S08092 MBS 3.000% 09/01/50		05/10/2021	Goldman Sachs		3,280,282	3,124,543	2,604	1.A
3138WJ-JD-1	FNMA Pool AS8359 MBS 3.000% 11/01/46		06/04/2021	Morgan Stanley		985,881	934,139	467	1.A
3140KE-HY-7	FNMA Pool BP6546 MBS 3.000% 08/01/50		06/04/2021	Robert Baird & Co		3,219,530	3,061,208	3,316	1.A
3140QK-GB-8	FNMA Pool CB0193 MBS 3.000% 04/01/51		05/10/2021	JP Morgan Chase		3,282,570	3,090,841	2,576	1.A
3140QK-NE-4	FNMA Pool CB0388 MBS 2.500% 05/01/51		05/13/2021	Nomura Securities		3,361,004	3,239,888	2,925	1.A
3140X8-3G-0	FNMA Pool FMS298 MBS 3.500% 10/01/50		05/20/2021	Morgan Stanley		3,268,253	3,086,898	6,002	1.A
31418D-2N-1	FNMA Pool MA4380 MBS 3.000% 07/01/51		06/04/2021	Morgan Stanley		2,248,261	2,138,575	1,069	1.A
64990G-SU-2	NEW YORK ST DORM Rev Bond Non Call 5.000% 10/01/28		05/13/2021	Raymond James & Assoc		3,863,700	3,000,000	0	1.D FE
73358X-AN-2	PORT AUTH OF NEW REV Bond Cont Call 5.000% 07/15/33		04/08/2021	Janney Montgomery, Scott		2,418,357	1,850,000	17,215	1.E FE
<b>3199999. Subtotal - Bonds - U.S. Special Revenues</b>						27,280,328	24,526,092	36,174	XXX
023135-BV-7	AMAZON.COM INC Corp Note MW 0.250% 05/12/23		05/10/2021	CitiGroup		386,946	387,000	0	1.D FE
025816-CD-9	AMERICAN EXPRESS Corp Note Call 2.750% 05/20/22		04/06/2021	Wells Fargo		639,736	624,000	6,578	1.G FE
06051G-GK-9	BANK OF AMER CRP Corp Note Call MW 2.881% 04/24/23		04/30/2021	Merrill Lynch		334,779	327,000	262	1.G FE
06051G-GO-6	BANK OF AMER CRP Corp Note Call MW 2.816% 07/21/23		04/19/2021	Merrill Lynch		52,452	51,000	359	1.G FE
06051G-JR-1	BANK OF AMER CRP Corp Note Call MW 0.976% 04/22/25		04/30/2021	Bank of America Sec		1,966,370	1,960,000	638	1.F FE
06051G-JX-8	BANK OF AMER CRP Corp Note Call 0.536% 05/28/24		05/24/2021	Merrill Lynch		399,000	399,000	0	1.F FE
29278N-AG-6	ENERGY TRANSFER Corp Note Call MW 3.750% 05/15/30		06/23/2021	Various		985,749	910,000	3,625	2.C FE
29449W-AG-2	EQUITABLE FINANC Corp Note Non Call Prv Plc 0.500% 04/06/23		04/05/2021	CitiGroup		380,817	381,000	0	1.F FE
341081-GD-3	FLORIDA POWER & Corp Note Call 0.396% 05/10/23		05/05/2021	PNC Bank		252,000	252,000	0	1.E FE
37045X-DK-9	GEN MOTORS FIN Corp Note Call MW 1.500% 06/10/26		06/07/2021	Barclays Group Inc.		1,192,825	1,195,000	0	2.C FE
42250P-AC-7	HEALTHPEAK PROP Corp Note Call MW 1.350% 02/01/27		06/30/2021	Wells Fargo		1,702,903	1,705,000	0	2.A FE
440452-AG-5	HORMEL FOODS CRP Corp Note Call MW 0.650% 06/03/24		05/25/2021	Wells Fargo		117,979	118,000	0	1.F FE
44891V-AD-3	Hyundai Auto Lea HALST 2021-B A4 ABS Prv Plc 0.380% 08/15/25		06/08/2021	Bank of America Sec		899,878	900,000	0	1.A FE
458140-AR-1	INTEL CORP Note Call MW 3.100% 07/29/22		05/03/2021	Market Axess		122,093	118,000	975	1.E FE
46647P-CB-0	JPMORGAN CHASE Corp Note Call MW 1.578% 04/22/27		04/30/2021	JP Morgan Chase		1,642,832	1,635,000	860	1.F FE
55279H-AM-2	MANUF & TRADERS Corp Note Non Call 0.765% 05/18/22		05/17/2021	Castleak Securities		553,174	550,000	12	1.F FE
57629W-DD-9	MASSMUTUAL GLOBL Corp Note Non Call Prv Plc 0.230% 06/02/23		06/03/2021	Merrill Lynch		260,000	260,000	0	1.B FE
59217G-EN-5	MET LIFE GLOB Corp Note Non Call Prv Plc 0.550% 06/07/24		06/01/2021	ACADEMY SECURITIES, INC		789,178	790,000	0	1.D FE
64952W-CR-2	NEW YORK LIFE GL Corp Note Non Call Prv Plc 0.648% 06/10/22		05/05/2021	Goldman Sachs		237,322	236,000	267	1.A FE
64952W-EE-9	NEW YORK LIFE GL Corp Note Non Call 0.490% 06/09/26		06/02/2021	JP Morgan Chase		1,310,000	1,310,000	0	1.A FE
678858-BW-0	OKLAHOMA GAS & E Corp Note Call 0.553% 05/26/23		05/24/2021	Mitsubishi Bank LTD		232,000	232,000	0	1.G FE
69351U-AY-9	PPL ELECTRIC UTI Corp Note Call 0.380% 06/24/24		06/21/2021	Various		1,176,000	1,176,000	0	1.F FE
6944PL-2E-8	PACIFIC LIFE GF Corp Note Non Call Prv Plc 1.375% 04/14/26		04/07/2021	JP Morgan Chase		1,958,961	1,960,000	0	1.E FE
6944PL-2G-3	PACIFIC LIFE GF Corp Note Floating 0.630% 06/04/26		05/27/2021	Credit Suisse		915,000	915,000	0	1.D FE
74368C-BD-5	PROTECTIVE LIFE Corp Note Non Call Prv Plc 0.327% 12/09/22		06/02/2021	Mizuho Investor Sec Co		568,000	568,000	0	1.E FE
74460W-AD-9	PUBLIC STORAGE Corp Note Call MW 1.850% 05/01/28		04/14/2021	JP Morgan Chase		2,298,344	2,300,000	0	1.F FE
826418-BJ-3	SIERRA PAC POWER Corp Note Call MW 3.375% 08/15/23		05/06/2021	Keybank Capital Markets		68,906	65,000	518	1.F FE
857477-AZ-6	STATE STREET CRP Corp Note Call 2.653% 05/15/23		04/29/2021	Wells Fargo		600,215	586,000	7,255	1.F FE
87264A-BB-0	T-MOBILE USA INC Corp Note Call MW 3.500% 04/15/25		05/25/2021	Tax Free Exchange		1,144,659	1,050,000	4,288	2.C FE
89236T-JD-8	TOYOTA MTR CRED Corp Note Non Call 0.400% 04/06/23		04/06/2021	Mizuho Investor Sec Co		576,533	577,000	0	1.E FE
31429K-AE-3	CAISS DESJARDINS Corp Note Non Call Prv Plc 0.700% 05/21/24	A.	05/18/2021	Barclays Group Inc.		1,709,692	1,710,000	0	1.F FE
89114T-ZA-3	TORONTO DOM BANK Corp Note MW 0.300% 06/02/23	A.	06/01/2021	Toronto Dominion Sec		1,953,944	1,955,000	0	1.D FE
<b>3899999. Subtotal - Bonds - Industrial and Miscellaneous (Unaffiliated)</b>						27,428,287	27,202,000	25,637	XXX
<b>8399997. Total - Bonds - Part 3</b>						60,561,433	57,228,092	66,587	XXX
<b>8399998. Total - Bonds - Part 5</b>						XXX	XXX	XXX	XXX
<b>8399999. Total - Bonds</b>						60,561,433	57,228,092	66,587	XXX
<b>8999997. Total - Preferred Stocks - Part 3</b>						0	XXX	0	XXX

E04

STATEMENT AS OF JUNE 30, 2021 OF THE UnitedHealthcare Plan of the River Valley, Inc.

**SCHEDULE D - PART 3**

Show All Long-Term Bonds and Stock Acquired During the Current Quarter

1 CUSIP Identification	2 Description	3 Foreign	4 Date Acquired	5 Name of Vendor	6 Number of Shares of Stock	7 Actual Cost	8 Par Value	9 Paid for Accrued Interest and Dividends	10 NAIC Designation, NAIC Designation Modifier and SVO Admini- strative Symbol
8999998. Total - Preferred Stocks - Part 5						XXX	XXX	XXX	XXX
8999999. Total - Preferred Stocks						0	XXX	0	XXX
9799997. Total - Common Stocks - Part 3						0	XXX	0	XXX
9799998. Total - Common Stocks - Part 5						XXX	XXX	XXX	XXX
9799999. Total - Common Stocks						0	XXX	0	XXX
9899999. Total - Preferred and Common Stocks						0	XXX	0	XXX
9999999 - Totals						60,561,433	XXX	66,587	XXX

STATEMENT AS OF JUNE 30, 2021 OF THE UnitedHealthcare Plan of the River Valley, Inc.

**SCHEDULE D - PART 4**

Show All Long-Term Bonds and Stock Sold, Redeemed or Otherwise Disposed of During the Current Quarter

1	2	3	4	5	6	7	8	9	10	Change In Book/Adjusted Carrying Value					16	17	18	19	20	21	22
										11	12	13	14	15							
CUSIP Identification	Description	Foreign	Disposal Date	Name of Purchaser	Number of Shares of Stock	Consideration	Par Value	Actual Cost	Prior Year Book/ Adjusted Carrying Value	Unrealized Valuation Increase/ (Decrease)	Current Year's (Amortization)/ Accretion	Current Year's Other Than Temporary Impairment Recognized	Total Change in Book/ Adjusted Carrying Value (11 + 12 - 13)	Total Foreign Exchange Change in Book /Adjusted Carrying Value	Book/ Adjusted Carrying Value at Disposal Date	Foreign Exchange Gain (Loss) on Disposal	Realized Gain (Loss) on Disposal	Total Gain (Loss) on Disposal	Bond Interest/ Stock Dividends Received During Year	Stated Contractual Maturity Date	NAIC Designation, NAIC Designation Modifier and SVO Administrative Symbol
912828-QN-3	US Treasury Note 3.125% 05/15/21		05/15/2021	Maturity		900,000	900,000	976,641	905,712	0	(5,712)	0	(5,712)	0	900,000	0	0	0	14,063	05/15/2021	1.A
912828-R7-7	US Treasury Note 1.375% 05/31/21		05/31/2021	Maturity		1,300,000	1,300,000	1,293,652	1,298,206	0	1,794	0	1,794	0	1,300,000	0	0	0	8,938	05/31/2021	1.A
912828-S2-7	US Treasury Note 1.125% 06/30/21		06/30/2021	Maturity		2,000,000	2,000,000	2,020,391	2,009,396	0	(9,396)	0	(9,396)	0	2,000,000	0	0	0	11,250	06/30/2021	1.A
<b>059999 Subtotal - Bonds - U.S. Governments</b>						<b>4,200,000</b>	<b>4,200,000</b>	<b>4,290,684</b>	<b>4,213,314</b>	<b>0</b>	<b>(13,314)</b>	<b>0</b>	<b>(13,314)</b>	<b>0</b>	<b>4,200,000</b>	<b>0</b>	<b>0</b>	<b>0</b>	<b>34,251</b>	<b>XXX</b>	<b>XXX</b>
3128MJ-2L-3	FHLMC Pool G08778 MBS 3.000% 09/01/47		06/01/2021	Paydown		90,042	90,042	89,838	89,839	0	203	0	203	0	90,042	0	0	0	1,079	09/01/2047	1.A
3128MJ-3J-7	FHLMC Pool G08800 MBS 3.500% 02/01/48		06/01/2021	Paydown		102,700	102,700	103,543	103,511	0	(810)	0	(810)	0	102,700	0	0	0	1,453	02/01/2048	1.A
3128MJ-4A-5	FHLMC Pool G08816 MBS 3.500% 06/01/48		06/01/2021	Paydown		193,134	193,134	194,613	194,576	0	(1,442)	0	(1,442)	0	193,134	0	0	0	2,724	06/01/2048	1.A
3128MJ-6T-2	FHLMC Pool G08881 MBS 3.500% 06/01/49		06/01/2021	Paydown		116,940	116,940	119,864	119,812	0	(2,872)	0	(2,872)	0	116,940	0	0	0	1,668	06/01/2049	1.A
3128MJ-V5-6	FHLMC Pool G08635 MBS 3.000% 04/01/45		06/01/2021	Paydown		69,819	69,819	69,918	69,915	0	(96)	0	(96)	0	69,819	0	0	0	837	04/01/2045	1.A
3128MJ-XX-3	FHLMC Pool G08693 MBS 3.500% 02/01/46		06/01/2021	Paydown		90,020	90,020	91,828	91,805	0	(1,785)	0	(1,785)	0	90,020	0	0	0	1,262	02/01/2046	1.A
3128MJ-ZM-5	FHLMC Pool G08747 MBS 3.000% 01/01/47		06/01/2021	Paydown		207,497	207,497	207,108	207,111	0	386	0	386	0	207,497	0	0	0	2,483	01/01/2047	1.A
3128PC-2X-9	FHLMC Pool J01690 MBS 5.500% 04/01/21		04/01/2021	Paydown		69	69	69	69	0	0	0	0	0	69	0	0	0	1	04/01/2021	1.A
3128PE-4K-1	FHLMC Pool J03526 MBS 6.000% 10/01/21		06/01/2021	Paydown		1,831	1,831	1,861	1,834	0	(3)	0	(3)	0	1,831	0	0	0	46	10/01/2021	1.A
3128PE-4P-0	FHLMC Pool J03530 MBS 6.000% 10/01/21		06/01/2021	Paydown		1,025	1,025	1,039	1,026	0	(1)	0	(1)	0	1,025	0	0	0	26	10/01/2021	1.A
3128PL-PR-7	FHLMC Pool J08532 MBS 5.500% 08/01/23		06/01/2021	Paydown		10,187	10,187	10,301	10,233	0	(46)	0	(46)	0	10,187	0	0	0	233	08/01/2023	1.A
3128PV-WF-5	FHLMC Pool J15146 MBS 4.500% 04/01/26		06/01/2021	Paydown		2,032	2,032	2,160	2,102	0	(70)	0	(70)	0	2,032	0	0	0	38	04/01/2026	1.A
3128PV-AA-2	FHLMC Pool J15427 MBS 4.500% 05/01/26		06/01/2021	Paydown		3,077	3,077	3,272	3,177	0	(101)	0	(101)	0	3,077	0	0	0	52	05/01/2026	1.A
3128PV-F3-9	FHLMC Pool J15586 MBS 4.500% 06/01/26		06/01/2021	Paydown		5,304	5,304	5,639	5,489	0	(186)	0	(186)	0	5,304	0	0	0	100	06/01/2026	1.A
312926-2P-2	FHLMC Pool A80782 MBS 6.000% 08/01/38		06/01/2021	Paydown		30,992	30,992	31,563	31,479	0	(487)	0	(487)	0	30,992	0	0	0	774	08/01/2038	1.A
31292L-YA-7	FHLMC Pool C04305 MBS 3.000% 11/01/42		06/01/2021	Paydown		19,748	19,748	20,594	20,550	0	(801)	0	(801)	0	19,748	0	0	0	239	11/01/2042	1.A
3131XY-WF-2	FHLMC Pool ZM5146 MBS 4.000% 12/01/47		06/01/2021	Paydown		65,700	65,700	70,750	70,686	0	(4,986)	0	(4,986)	0	65,700	0	0	0	1,076	12/01/2047	1.A
3132AE-EZ-5	FHLMC Pool ZT1952 MBS 4.000% 05/01/49		06/01/2021	Paydown		79,887	79,887	82,758	82,735	0	(2,848)	0	(2,848)	0	79,887	0	0	0	1,293	05/01/2049	1.A
3132AE-U8-0	FHLMC Pool ZT2087 MBS 4.000% 06/01/49		06/01/2021	Paydown		129,590	129,590	134,530	134,424	0	(4,835)	0	(4,835)	0	129,590	0	0	0	2,134	06/01/2049	1.A
3132DM-BC-8	FHLMC POOL SD0035 MBS 3.000% 04/01/47		06/01/2021	Paydown		149,566	149,566	152,160	152,118	0	(2,551)	0	(2,551)	0	149,566	0	0	0	1,788	04/01/2047	1.A
3132DV-3P-8	FHLMC Pool SD8006 MBS 4.000% 08/01/49		06/01/2021	Paydown		110,930	110,930	115,133	115,123	0	(4,193)	0	(4,193)	0	110,930	0	0	0	1,827	08/01/2049	1.A
3132DV-7D-1	FHLMC Pool SD8092 MBS 3.000% 09/01/50		06/01/2021	Paydown		142,403	142,403	149,501	149,501	0	(7,098)	0	(7,098)	0	142,403	0	0	0	356	09/01/2050	1.A
3132FV-JS-7	FHLMC Pool Q02073 MBS 4.500% 07/01/41		06/01/2021	Paydown		275,730	275,730	298,435	297,200	0	(21,470)	0	(21,470)	0	275,730	0	0	0	4,882	07/01/2041	1.A
3132GV-JF-0	FHLMC Pool Q09862 MBS 3.500% 08/01/42		06/01/2021	Paydown		3,339	3,339	3,569	3,554	0	(215)	0	(215)	0	3,339	0	0	0	49	08/01/2042	1.A
3132HQ-DB-5	FHLMC Pool Q13698 MBS 3.000% 12/01/42		06/01/2021	Paydown		5,701	5,701	5,970	5,953	0	(252)	0	(252)	0	5,701	0	0	0	75	12/01/2042	1.A
3132HQ-MA-1	FHLMC Pool Q13979 MBS 3.000% 12/01/42		06/01/2021	Paydown		110,947	110,947	116,148	115,607	0	(4,660)	0	(4,660)	0	110,947	0	0	0	1,297	12/01/2042	1.A
3132JA-PW-9	FHLMC Pool Q19036 MBS 3.500% 06/01/43		06/01/2021	Paydown		25,125	25,125	26,044	26,001	0	(876)	0	(876)	0	25,125	0	0	0	347	06/01/2043	1.A
3132L6-ST-9	FHLMC Pool V81430 MBS 4.000% 11/01/44		06/01/2021	Paydown		115,216	115,216	119,609	119,473	0	(4,257)	0	(4,257)	0	115,216	0	0	0	1,773	11/01/2044	1.A
3132MA-VC-2	FHLMC Pool Q29911 MBS 3.500% 11/01/44		06/01/2021	Paydown		61,446	61,446	64,653	64,502	0	(3,056)	0	(3,056)	0	61,446	0	0	0	843	11/01/2044	1.A
3132QL-BR-3	FHLMC Pool Q30047 MBS 3.500% 11/01/44		06/01/2021	Paydown		32,750	32,750	33,906	33,852	0	(1,103)	0	(1,103)	0	32,750	0	0	0	389	11/01/2044	1.A
3132QM-BF-3	FHLMC Pool Q31769 MBS 4.000% 03/01/45		06/01/2021	Paydown		45,673	45,673	48,549	48,381	0	(2,708)	0	(2,708)	0	45,673	0	0	0	684	03/01/2045	1.A
3132QN-XX-2	FHLMC Pool Q32493 MBS 4.000% 04/01/45		06/01/2021	Paydown		1,842	1,842	1,956	1,950	0	(108)	0	(108)	0	1,842	0	0	0	30	04/01/2045	1.A
3132NH-SN-1	FHLMC Pool Q44452 MBS 3.000% 11/01/46		06/01/2021	Paydown		107,551	107,551	107,039	107,044	0	507	0	507	0	107,551	0	0	0	1,287	11/01/2046	1.A
3132JU-SH-9	FHLMC Pool Q52319 MBS 3.500% 11/01/47		06/01/2021	Paydown		162,799	162,799	163,133	162,799	0	(334)	0	(334)	0	162,799	0	0	0	2,270	11/01/2047	1.A
3132V1-YV-4	FHLMC Pool Q57923 MBS 4.000% 08/01/48		06/01/2021	Paydown		121,525	121,525	124,938	124,842	0	(3,317)	0	(3,317)	0	121,525	0	0	0	1,971	08/01/2048	1.A
3132Y2-RF-5	FHLMC Pool Q58585 MBS 4.000% 09/01/48		06/01/2021	Paydown		66,788	66,788	68,713	68,663	0	(1,876)	0	(1,876)	0	66,788	0	0	0	1,074	09/01/2048	1.A
31335A-HP-6	FHLMC Pool G60238 MBS 3.500% 10/01/45		06/01/2021	Paydown		113,181	113,181	118,204	118,118	0	(4,937)	0	(4,937)	0	113,181	0	0	0	1,626	10/01/2045	1.A
3133K-AE-9	FHLMC Pool RA3605 MBS 2.500% 10/01/50		06/01/2021	Paydown		94,754	94,754	99,807	99,787	0	(5,033)	0	(5,033)	0	94,754	0	0	0	954	10/01/2050	1.A
3133K-AH-2	FHLMC Pool RA3608 MBS 2.500% 09/01/50		06/01/2021	Paydown		70,617	70,617	74,482	74,462	0	(3,865)	0	(3,865)	0	70,617	0	0	0	737	09/01/2050	1.A
3133K-DE-3	FHLMC Pool RA3725 MBS 2.000% 10/01/50		06/01/2021	Paydown		105,277	105,277	108,954	108,905	0	(3,627)	0	(3,627)	0	105,277	0	0	0	814	10/01/2050	1.A
3133K-ND-7	FHLMC Pool RA3988 MBS 2.500% 11/01/50		06/01/2021	Paydown		31,429	31,429	33,172	33,177	0	(1,738)	0	(1,738)	0	31,429	0	0	0	349	11/01/2050	1.A
3136AN-GF-8	FNMA FNR 2015-22 HT RMBS 3.000% 04/25/45		06/01/2021	Paydown		21,377	21,377	22,255	21,964	0	(588)	0	(588)	0	21,377	0	0	0	274	04/25/2045	1.A
3137BP-VI-8	FHLMC FHMS K152 A1 CMBS 2.830% 05/25/30		06/01/2021	Paydown		14,248	14,248	14,532	14,394	0	(145)	0	(145)	0	14,248	0	0	0	168	05/25/2030	1.A
3138A2-BQ-1																					

STATEMENT AS OF JUNE 30, 2021 OF THE UnitedHealthcare Plan of the River Valley, Inc.

**SCHEDULE D - PART 4**

Show All Long-Term Bonds and Stock Sold, Redeemed or Otherwise Disposed of During the Current Quarter

1	2	3	4	5	6	7	8	9	10	Change In Book/Adjusted Carrying Value					16	17	18	19	20	21	22
										11	12	13	14	15							
CUSIP Identification	Description	Foreign	Disposal Date	Name of Purchaser	Number of Shares of Stock	Consideration	Par Value	Actual Cost	Prior Year Book/Adjusted Carrying Value	Unrealized Valuation Increase/(Decrease)	Current Year's (Amortization)/Accretion	Current Year's Other Than Temporary Impairment Recognized	Total Change in Book/Adjusted Carrying Value (11 + 12 - 13)	Total Foreign Exchange Change in Book /Adjusted Carrying Value	Book/Adjusted Carrying Value at Disposal Date	Foreign Exchange Gain (Loss) on Disposal	Realized Gain (Loss) on Disposal	Total Gain (Loss) on Disposal	Bond Interest/Stock Dividends Received During Year	Stated Contractual Maturity Date	NAIC Designation, NAIC Designation Modifier and SVO Administrative Symbol
3138EP-QA-0	FNMA Pool A15848 MBS 4.000% 09/01/44		06/01/2021	Paydown		94,650	94,650	97,157	97,057	.0	(2,407)	.0	(2,407)	.0	94,650	.0	.0	.0	1,576	09/01/2044	1.A
3138EP-YR-9	FNMA Pool AL7019 MBS 3.500% 11/01/42		06/01/2021	Paydown		69,907	69,907	71,305	71,244	.0	(1,338)	.0	(1,338)	.0	69,907	.0	.0	.0	965	11/01/2042	1.A
3138EQ-K8-4	FNMA Pool AL7518 MBS 3.500% 10/01/45		06/01/2021	Paydown		38,204	38,204	40,759	40,613	.0	(2,408)	.0	(2,408)	.0	38,204	.0	.0	.0	552	10/01/2045	1.A
3138ER-FX-3	FNMA Pool AL9181 MBS 3.000% 10/01/46		06/01/2021	Paydown		101,674	101,674	105,344	105,189	.0	(3,514)	.0	(3,514)	.0	101,674	.0	.0	.0	1,270	10/01/2046	1.A
3138M4-E3-2	FNMA Pool AP1053 MBS 3.500% 07/01/42		06/01/2021	Paydown		79,547	79,547	84,892	84,515	.0	(4,968)	.0	(4,968)	.0	79,547	.0	.0	.0	1,112	07/01/2042	1.A
3138M4-TC-6	FNMA Pool AP1446 MBS 3.500% 08/01/42		06/01/2021	Paydown		3,958	3,958	4,234	4,209	.0	(251)	.0	(251)	.0	3,958	.0	.0	.0	58	08/01/2042	1.A
3138M7-6J-9	FNMA Pool AP4472 MBS 3.500% 08/01/42		06/01/2021	Paydown		3,331	3,331	3,529	3,529	.0	(198)	.0	(198)	.0	3,331	.0	.0	.0	41	08/01/2042	1.A
3138M9-3C-3	FNMA Pool AP6194 MBS 3.500% 08/01/42		06/01/2021	Paydown		18,365	18,365	19,697	19,627	.0	(1,262)	.0	(1,262)	.0	18,365	.0	.0	.0	219	08/01/2042	1.A
3138M9-VP-3	FNMA Pool AP6021 MBS 3.000% 04/01/43		06/01/2021	Paydown		140,554	140,554	144,023	143,863	.0	(3,309)	.0	(3,309)	.0	140,554	.0	.0	.0	1,626	04/01/2043	1.A
3138MK-VC-7	FNMA Pool A04210 MBS 3.000% 11/01/42		06/01/2021	Paydown		89,144	89,144	93,908	93,554	.0	(4,410)	.0	(4,410)	.0	89,144	.0	.0	.0	917	11/01/2042	1.A
3138MS-A4-1	FNMA Pool A09926 MBS 3.000% 12/01/42		06/01/2021	Paydown		3,087	3,087	3,247	3,230	.0	(143)	.0	(143)	.0	3,087	.0	.0	.0	39	12/01/2042	1.A
3138NI-XS-3	FNMA Pool A06688 MBS 3.000% 12/01/42		06/01/2021	Paydown		24,952	24,952	26,195	26,142	.0	(1,190)	.0	(1,190)	.0	24,952	.0	.0	.0	370	12/01/2042	1.A
3138WC-F3-2	FNMA Pool AS2885 MBS 3.500% 07/01/44		06/01/2021	Paydown		122,472	122,472	125,534	125,397	.0	(2,924)	.0	(2,924)	.0	122,472	.0	.0	.0	1,746	07/01/2044	1.A
3138WF-M4-5	FNMA Pool AS5778 MBS 3.500% 09/01/45		06/01/2021	Paydown		64,969	64,969	65,923	65,889	.0	(920)	.0	(920)	.0	64,969	.0	.0	.0	900	09/01/2045	1.A
3138WG-YP-3	FNMA Pool AS7017 MBS 3.500% 04/01/46		06/01/2021	Paydown		28,146	28,146	29,703	29,627	.0	(1,481)	.0	(1,481)	.0	28,146	.0	.0	.0	421	04/01/2046	1.A
3138WK-3E-3	FNMA Pool AS9796 MBS 3.500% 06/01/47		06/01/2021	Paydown		86,619	86,619	86,254	86,259	.0	360	.0	360	.0	86,619	.0	.0	.0	1,205	06/01/2047	1.A
3138WK-XE-0	FNMA Pool AS9676 MBS 4.000% 05/01/47		06/01/2021	Paydown		89,063	89,063	93,780	93,753	.0	(4,691)	.0	(4,691)	.0	89,063	.0	.0	.0	1,463	05/01/2047	1.A
3138X9-WS-4	FNMA Pool AU9656 MBS 4.500% 09/01/43		06/01/2021	Paydown		4,600	4,600	4,989	4,975	.0	(375)	.0	(375)	.0	4,600	.0	.0	.0	88	09/01/2043	1.A
3138XE-TZ-1	FNMA Pool AV3267 MBS 5.000% 12/01/43		06/01/2021	Paydown		2,860	2,860	3,204	3,193	.0	(333)	.0	(333)	.0	2,860	.0	.0	.0	60	12/01/2043	1.A
3138Y7-D9-0	FNMA Pool AX5527 MBS 3.500% 06/01/46		06/01/2021	Paydown		52,916	52,916	56,331	56,245	.0	(3,329)	.0	(3,329)	.0	52,916	.0	.0	.0	710	06/01/2046	1.A
3138YA-FD-2	FNMA Pool AX8263 MBS 4.000% 12/01/44		06/01/2021	Paydown		21,469	21,469	22,865	22,795	.0	(1,326)	.0	(1,326)	.0	21,469	.0	.0	.0	358	12/01/2044	1.A
3138YB-DG-5	FNMA Pool AX9102 MBS 4.500% 11/01/44		06/01/2021	Paydown		47,823	47,823	52,067	51,791	.0	(3,968)	.0	(3,968)	.0	47,823	.0	.0	.0	896	11/01/2044	1.A
3138YN-MS-3	FNMA Pool AY8468 MBS 4.000% 08/01/45		06/01/2021	Paydown		52,743	52,743	56,271	56,067	.0	(3,324)	.0	(3,324)	.0	52,743	.0	.0	.0	1,034	08/01/2045	1.A
3140E0-6Q-3	FNMA Pool AZ8078 MBS 3.500% 08/01/45		06/01/2021	Paydown		1,407	1,407	1,462	1,459	.0	(53)	.0	(53)	.0	1,407	.0	.0	.0	21	08/01/2045	1.A
3140E1-AM-7	FNMA Pool BC1811 MBS 3.000% 04/01/46		06/01/2021	Paydown		83,835	83,835	86,992	86,904	.0	(3,069)	.0	(3,069)	.0	83,835	.0	.0	.0	1,095	04/01/2046	1.A
3140FO-US-1	FNMA Pool BC5092 MBS 3.500% 11/01/43		06/01/2021	Paydown		39,492	39,492	42,048	41,975	.0	(2,483)	.0	(2,483)	.0	39,492	.0	.0	.0	473	11/01/2043	1.A
3140F1-YH-9	FNMA Pool BC6111 MBS 3.500% 06/01/46		06/01/2021	Paydown		82,018	82,018	88,080	87,892	.0	(5,874)	.0	(5,874)	.0	82,018	.0	.0	.0	1,196	06/01/2046	1.A
3140F5-DT-7	FNMA Pool BC9113 MBS 3.500% 05/01/46		06/01/2021	Paydown		2,164	2,164	2,317	2,311	.0	(148)	.0	(148)	.0	2,164	.0	.0	.0	32	05/01/2046	1.A
3140F9-RX-5	FNMA Pool BD2301 MBS 3.000% 06/01/46		06/01/2021	Paydown		293,269	293,269	305,779	305,203	.0	(11,934)	.0	(11,934)	.0	293,269	.0	.0	.0	3,537	06/01/2046	1.A
3140FX-D8-2	FNMA Pool BF0126 MBS 3.500% 07/01/56		06/01/2021	Paydown		94,758	94,758	95,294	95,282	.0	(524)	.0	(524)	.0	94,758	.0	.0	.0	1,332	07/01/2056	1.A
3140FX-GC-0	FNMA Pool BF0194 MBS 4.500% 07/01/40		06/01/2021	Paydown		67,661	67,661	73,592	73,411	.0	(5,750)	.0	(5,750)	.0	67,661	.0	.0	.0	1,232	07/01/2040	1.A
3140GP-4K-1	FNMA Pool BH1725 MBS 4.000% 06/01/47		06/01/2021	Paydown		23,514	23,514	24,837	24,795	.0	(1,281)	.0	(1,281)	.0	23,514	.0	.0	.0	323	06/01/2047	1.A
3140J6-GP-6	FNMA Pool BM2005 MBS 4.000% 12/01/47		06/01/2021	Paydown		89,928	89,928	92,838	92,838	.0	(2,910)	.0	(2,910)	.0	89,928	.0	.0	.0	1,465	12/01/2047	1.A
3140J8-MR-1	FNMA Pool BM3967 MBS 4.000% 11/01/46		06/01/2021	Paydown		92,581	92,581	99,503	99,379	.0	(6,798)	.0	(6,798)	.0	92,581	.0	.0	.0	1,463	11/01/2046	1.A
3140J8-VQ-3	FNMA Pool BM4222 MBS 3.000% 01/01/44		06/01/2021	Paydown		229,527	229,527	236,288	236,159	.0	(6,632)	.0	(6,632)	.0	229,527	.0	.0	.0	2,760	01/01/2044	1.A
3140J9-QR-5	FNMA Pool BM4963 MBS 3.000% 05/01/48		06/01/2021	Paydown		59,654	59,654	61,094	61,066	.0	(1,412)	.0	(1,412)	.0	59,654	.0	.0	.0	728	05/01/2048	1.A
3140J9-SN-2	FNMA Pool BM5024 MBS 3.000% 11/01/48		06/01/2021	Paydown		110,291	110,291	112,884	112,830	.0	(2,539)	.0	(2,539)	.0	110,291	.0	.0	.0	1,314	11/01/2048	1.A
3140J9-UB-2	FNMA Pool BM5106 MBS 4.500% 12/01/48		06/01/2021	Paydown		152,040	152,040	163,455	163,250	.0	(11,250)	.0	(11,250)	.0	152,040	.0	.0	.0	2,832	12/01/2048	1.A
3140JA-EM-6	FNMA Pool BM5539 MBS 5.000% 01/01/49		06/01/2021	Paydown		147,759	147,759	162,373	162,086	.0	(14,327)	.0	(14,327)	.0	147,759	.0	.0	.0	2,829	01/01/2049	1.A
3140JA-FG-8	FNMA Pool BM5566 MBS 4.500% 02/01/49		06/01/2021	Paydown		87,443	87,443	92,048	91,968	.0	(4,525)	.0	(4,525)	.0	87,443	.0	.0	.0	1,680	02/01/2049	1.A
3140JA-ND-6	FNMA Pool BM5787 MBS 4.000% 08/01/47		06/01/2021	Paydown		80,731	80,731	83,330	83,272	.0	(2,541)	.0	(2,541)	.0	80,731	.0	.0	.0	1,312	08/01/2047	1.A
3140JA-PG-7	FNMA Pool BM5822 MBS 3.000% 11/01/48		06/01/2021	Paydown		110,605	110,605	111,694	111,671	.0	(1,066)	.0	(1,066)	.0	110,605	.0	.0	.0	1,331	11/01/2048	1.A
3140J7-5V-5	FNMA Pool CA0859 MBS 3.500% 12/01/47		06/01/2021	Paydown		155,657	155,657	160,327	160,245	.0	(4,588)	.0	(4,588)	.0	155,657	.0	.0	.0	2,233	12/01/2047	1.A
3140JA-AJ-9	FNMA Pool CA2708 MBS 4.000% 05/01/48		06/01/2021	Paydown		152,211	152,211	155,689	155,599	.0	(3,388)	.0	(3,388)	.0	152,211	.0	.0	.0	2,524	05/01/2048	1.A
3140JB-2E-7	FNMA Pool CA4372 MBS 4.500% 10/01/49		06/01/2021	Paydown		55,809	55,809	60,183	60,150	.0	(4,350)	.0	(4,350)	.0	55,809	.0	.0	.0	994	10/01/2049	1.A
3140CC-4B-9	FNMA Pool FM2963 MBS 3.000% 02/01/50		06/01/2021	Paydown		327,234	327,234	345,436	345,228	.0	(17,994)	.0	(17,994)	.0	327,234	.0	.0	.0	3,790	02/01/2050	1.A
3140CE-DS-8	FNMA Pool CA6412 MBS 2.500% 07/01/50		06/01/2021	Paydown		181,211	181,211	190,961	190,961	.0	(9,750)	.0	(9,750)	.0	181,211	.0	.0	.0	1,845	07/01/2050	1.A
3140CE-LU-4	FNMA Pool CA6638 MBS 2.500%																				

STATEMENT AS OF JUNE 30, 2021 OF THE UnitedHealthcare Plan of the River Valley, Inc.

**SCHEDULE D - PART 4**

Show All Long-Term Bonds and Stock Sold, Redeemed or Otherwise Disposed of During the Current Quarter

1	2	3	4	5	6	7	8	9	10	Change In Book/Adjusted Carrying Value					16	17	18	19	20	21	22
										11	12	13	14	15							
CUSIP Identification	Description	Foreign	Disposal Date	Name of Purchaser	Number of Shares of Stock	Consideration	Par Value	Actual Cost	Prior Year Book/Adjusted Carrying Value	Unrealized Valuation Increase/(Decrease)	Current Year's (Amortization)/Accretion	Other Than Temporary Impairment Recognized	Total Change in Book/Adjusted Carrying Value (11 + 12 - 13)	Total Foreign Exchange Change in Book /Adjusted Carrying Value	Book/Adjusted Carrying Value at Disposal Date	Foreign Exchange Gain (Loss) on Disposal	Realized Gain (Loss) on Disposal	Total Gain (Loss) on Disposal	Bond Interest/Stock Dividends Received During Year	Stated Contractual Maturity Date	NAIC Designation, NAIC Designation Modifier and SVO Administrative Symbol
31400G-A9-8	FNMA Pool CA8131 MBS 2.500% 12/01/50		06/01/2021	Paydown		70,647	70,647	74,665	.0	.0	(4,018)	.0	(4,018)	.0	70,647	.0	.0	.0	.616	12/01/2050	1.A
31400G-AU-1	FNMA Pool CA8118 MBS 2.000% 12/01/50		06/01/2021	Paydown		87,483	87,483	90,928	90,919	.0	(3,436)	.0	(3,436)	.0	87,483	.0	.0	.0	.741	12/01/2050	1.A
31400K-GB-8	FNMA Pool CB0193 MBS 3.000% 04/01/51		06/01/2021	Paydown		23,697	23,697	25,167	.0	.0	(1,470)	.0	(1,470)	.0	23,697	.0	.0	.0	.59	04/01/2051	1.A
31400K-NE-4	FNMA Pool CB0388 MBS 2.500% 05/01/51		06/01/2021	Paydown		5,573	5,573	5,782	.0	.0	(208)	.0	(208)	.0	5,573	.0	.0	.0	.12	05/01/2051	1.A
3140X4-DF-0	FNMA Pool FM1001 MBS 3.500% 11/01/48		06/01/2021	Paydown		150,222	150,222	154,542	.0	.0	(4,321)	.0	(4,321)	.0	150,222	.0	.0	.0	2,086	11/01/2048	1.A
3140X4-DQ-6	FNMA Pool FM1010 MBS 3.500% 07/01/48		06/01/2021	Paydown		151,977	151,977	157,248	.0	.0	(5,160)	.0	(5,160)	.0	151,977	.0	.0	.0	2,129	07/01/2048	1.A
3140X4-PB-6	FNMA Pool FM1317 MBS 4.000% 10/01/48		06/01/2021	Paydown		206,056	206,056	217,722	.0	.0	(11,666)	.0	(11,666)	.0	206,056	.0	.0	.0	3,322	10/01/2048	1.A
3140X4-TQ-9	FNMA Pool FM1458 MBS 4.500% 04/01/49		06/01/2021	Paydown		232,243	232,243	244,689	244,484	.0	(12,251)	.0	(12,251)	.0	232,243	.0	.0	.0	4,260	04/01/2049	1.A
3140X6-JH-5	FNMA Pool FM2963 MBS 3.000% 02/01/50		06/01/2021	Paydown		201,366	201,366	213,416	213,285	.0	(11,919)	.0	(11,919)	.0	201,366	.0	.0	.0	2,437	02/01/2050	1.A
3140X8-3G-0	FNMA Pool FM5298 MBS 3.500% 10/01/50		06/01/2021	Paydown		129,169	129,169	136,757	.0	.0	(7,589)	.0	(7,589)	.0	129,169	.0	.0	.0	377	10/01/2050	1.A
31410X-VR-4	FNMA Pool 900724 MBS 5.500% 08/01/21		06/01/2021	Paydown		261	261	261	261	.0	.0	.0	.0	261	.0	.0	.0	.0	.6	08/01/2021	1.A
31412V-AG-3	FNMA Pool 935707 MBS 5.000% 11/01/24		06/01/2021	Paydown		10,407	10,407	11,085	10,671	.0	(264)	.0	(264)	.0	10,407	.0	.0	.0	2.16	11/01/2024	1.A
31414F-K9-1	FNMA Pool 964820 MBS 5.000% 08/01/23		06/01/2021	Paydown		4,103	4,103	4,142	4,105	.0	(2)	.0	(2)	.0	4,103	.0	.0	.0	.77	08/01/2023	1.A
31416T-2S-7	FNMA Pool AA9784 MBS 5.000% 07/01/24		06/01/2021	Paydown		34,153	34,153	35,466	34,567	.0	(414)	.0	(414)	.0	34,153	.0	.0	.0	708	07/01/2024	1.A
31416V-Y6-5	FNMA Pool AB0732 MBS 4.000% 06/01/39		06/01/2021	Paydown		1,774	1,774	1,885	1,881	.0	(107)	.0	(107)	.0	1,774	.0	.0	.0	.30	06/01/2039	1.A
31417A-QE-2	FNMA Pool AB4052 MBS 4.000% 12/01/41		06/01/2021	Paydown		66,049	66,049	70,414	70,222	.0	(4,173)	.0	(4,173)	.0	66,049	.0	.0	.0	1,088	12/01/2041	1.A
31417G-TY-2	FNMA Pool AB9566 MBS 3.000% 06/01/43		06/01/2021	Paydown		36,040	36,040	36,930	36,889	.0	(849)	.0	(849)	.0	36,040	.0	.0	.0	.448	06/01/2043	1.A
31418B-6G-6	FNMA Pool MA2670 MBS 3.000% 07/01/46		06/01/2021	Paydown		73,015	73,015	73,003	73,002	.0	.0	.0	.0	73,015	.0	.0	.0	.877	07/01/2046	1.A	
31418C-V2-7	FNMA Pool MA3332 MBS 3.500% 04/01/48		06/01/2021	Paydown		158,287	158,287	158,268	158,250	.0	.0	.0	.0	158,287	.0	.0	.0	.2	04/01/2048	1.A	
31418C-ZJ-6	FNMA Pool MA3444 MBS 4.500% 08/01/48		06/01/2021	Paydown		123,655	123,655	128,398	128,302	.0	(4,647)	.0	(4,647)	.0	123,655	.0	.0	.0	2,270	08/01/2048	1.A
31418D-CB-6	FNMA Pool MA3665 MBS 4.500% 05/01/49		06/01/2021	Paydown		109,674	109,674	114,703	114,648	.0	(4,974)	.0	(4,974)	.0	109,674	.0	.0	.0	2,007	05/01/2049	1.A
35563P-JF-7	FHLMC SCRT-2019-1 MA RMBS 3.500% 07/25/58		06/01/2021	Paydown		84,185	84,185	84,668	84,480	.0	(295)	.0	(295)	.0	84,185	.0	.0	.0	1,231	07/25/2058	1.A
35563P-UK-6	FHLMC 2019-1 M5SD RMBS 4.000% 07/25/58		06/01/2021	Paydown		102,715	102,715	105,203	104,943	.0	(2,228)	.0	(2,228)	.0	102,715	.0	.0	.0	1,722	07/25/2058	1.A
3199999	Subtotal - Bonds - U.S. Special Revenues					10,124,807	10,124,807	10,537,955	10,102,712	0	(399,707)	0	(399,707)	0	10,124,807	0	0	0	138,081	XXX	XXX
00138C-AH-1	AIG GLOBAL FUNDI Corp Note Non Call Prv Plc 0.607% 06/25/21		06/25/2021	Maturity		196,000	196,000	196,000	196,000	.0	.0	.0	.0	196,000	.0	.0	.0	.0	.664	06/25/2021	1.F FE
02007R-AC-3	Ally Auto Receiv ALLYA 2019-3 A3 ABS 1.930% 05/15/24		06/15/2021	Paydown		331,515	331,515	331,506	331,507	.0	.8	.0	.8	.0	331,515	.0	.0	.0	2,744	05/15/2024	1.A FE
05565E-AV-7	BMW US CAP LLC Corp Note Non Call Prv Plc 0.598% 04/12/21		04/12/2021	Maturity		376,000	376,000	376,000	376,000	.0	.0	.0	.0	376,000	.0	.0	.0	.0	1,196	04/12/2021	1.F FE
05586V-AC-6	BMW Vehicle Leas BMWLT 2019-1 A3 ABS 2.840% 11/22/21		04/20/2021	Paydown		199,112	199,112	199,082	199,089	.0	.23	.0	.23	.0	199,112	.0	.0	.0	1,865	11/22/2021	1.A FE
05588C-AC-6	BMW Vehicle Owne BMWOT 20109-A A3 ABS 1.920% 01/25/24		06/25/2021	Paydown		439,961	439,961	439,902	439,930	.0	.31	.0	.31	.0	439,961	.0	.0	.0	3,474	01/25/2024	1.A FE
06051G-HH-5	BANK OF AMER CRP Corp Note Call 3.499% 05/17/22		05/17/2021	Call	100,000	1,939,000	1,939,000	1,945,309	1,944,682	.0	(5,682)	.0	(5,682)	.0	1,939,000	.0	.0	.0	33,923	05/17/2022	1.F FE
12510F-AB-0	CGG Receivables CCG 2019-2 A2 ABS Prv Plc 2.110% 03/15/27		06/14/2021	Paydown		355,929	355,929	355,893	355,908	.0	.21	.0	.21	.0	355,929	.0	.0	.0	3,093	03/15/2027	1.A FE
14314R-AC-6	CarMax Auto Owne CARMX 2017-4 A3 ABS 2.110% 10/17/22		06/15/2021	Paydown		241,787	241,787	238,123	241,413	.0	.375	.0	.375	.0	241,787	.0	.0	.0	1,927	10/17/2022	1.A FE
14315F-AD-9	CarMax Auto Owne CARMX 2020-3 A3 ABS 0.620% 03/17/25		05/11/2021	MUFG Securities		2,814,109	2,800,000	2,799,520	2,799,600	.0	.66	.0	.66	.0	2,799,666	.0	14,443	14,443	7,040	03/17/2025	1.A FE
14912L-5F-4	CATERPILLAR FINL Corp Note Non Call 2.850% 06/01/22		05/11/2021	Morgan Stanley		1,901,874	1,850,000	1,862,013	1,855,524	.0	(1,375)	.0	(1,375)	.0	1,854,149	.0	47,725	47,725	23,433	06/01/2022	1.F FE
165183-BY-9	CITIBANK NA Corp Note Call 0.743% 07/23/21		06/15/2021	Paydown		195,148	195,148	195,119	195,134	.0	.14	.0	.14	.0	195,148	.0	.0	.0	2,398	04/15/2031	1.A FE
17325F-AR-9	CON EDISON CO Corp Note Non Call 0.547% 06/25/21		06/23/2021	Call	100,000	250,000	250,000	250,000	250,000	.0	.0	.0	.0	.0	250,000	.0	.0	.0	1,305	07/23/2021	1.E FE
209111-RR-9	JOHN DEERE CAP Corp Note Non Call 2.300% 06/07/21		06/25/2021	Maturity		426,000	426,000	426,000	426,000	.0	.0	.0	.0	.0	426,000	.0	.0	.0	1,324	06/25/2021	1.G FE
24422E-UV-9	Enterprise Fleet EFF 2018-2 A2 ABS Prv Plc 3.140% 02/20/24		06/07/2021	Maturity		243,000	243,000	242,835	242,964	.0	.36	.0	.36	.0	243,000	.0	.0	.0	2,795	06/07/2021	1.F FE
29373F-AB-0			06/20/2021	Paydown		394,720	394,720	394,661	394,685	.0	.35	.0	.35	.0	394,720	.0	.0	.0	4,907	02/20/2024	1.A FE

E05.2

STATEMENT AS OF JUNE 30, 2021 OF THE UnitedHealthcare Plan of the River Valley, Inc.

**SCHEDULE D - PART 4**

Show All Long-Term Bonds and Stock Sold, Redeemed or Otherwise Disposed of During the Current Quarter

1	2	3	4	5	6	7	8	9	10	Change In Book/Adjusted Carrying Value					16	17	18	19	20	21	22
										11	12	13	14	15							
CUSIP Identification	Description	Foreign	Disposal Date	Name of Purchaser	Number of Shares of Stock	Consideration	Par Value	Actual Cost	Prior Year Book/Adjusted Carrying Value	Unrealized Valuation Increase/(Decrease)	Current Year's (Amortization)/Accretion	Current Year's Other Than Temporary Impairment Recognized	Total Change in Book/Adjusted Carrying Value (11 + 12 - 13)	Total Foreign Exchange Change in Book /Adjusted Carrying Value	Book/Adjusted Carrying Value at Disposal Date	Foreign Exchange Gain (Loss) on Disposal	Realized Gain (Loss) on Disposal	Total Gain (Loss) on Disposal	Bond Interest/Stock Dividends Received During Year	Stated Contractual Maturity Date	NAIC Designation, NAIC Designation Modifier and SVO Administrative Symbol
29374A-AB-0	Enterprise Fleet EFF 2019-1 A2 ABS Prv Plc 2.980% 10/22/24		06/20/2021	Paydown		199,730	199,730	199,728	199,723	0	7	0	7	0	199,730	0	0	0	2,446	10/22/2024	1.A FE
29374W-AB-2	Enterprise Fleet EFF 2019-3 A2 ABS Prv Plc 2.060% 05/20/25		05/12/2021	BNP Paribas Securities Corp		1,590,872	1,568,871	1,568,622	1,568,720	0	37	0	37	0	1,568,756	0	22,116	22,116	12,927	05/20/2025	1.A FE
29374W-AB-2	Enterprise Fleet EFF 2019-3 A2 ABS Prv Plc 2.060% 05/20/25		04/20/2021	Paydown		92,872	92,872	92,857	92,863	0	9	0	9	0	92,872	0	0	0	638	05/20/2025	1.A FE
31428X-BM-7	FEDEX CORP Corp Note Call MW 3.300% 03/15/27		05/20/2021	Call 112.5093		900,074	800,000	796,784	797,953	0	114	0	114	0	798,067	0	1,933	1,933	118,041	03/15/2027	2.B FE
34528Q-FY-5	Ford Credit Floo FORDF 2018-1 A1 ABS 2.950% 05/15/23		05/15/2021	Paydown		2,330,000	2,330,000	2,317,440	2,327,909	0	2,091	0	2,091	0	2,330,000	0	0	0	28,640	05/15/2023	1.A FE
34528Q-GS-7	Ford Credit Floo FORDF 2019-1 A ABS 2.840% 03/15/24		05/12/2021	Pershing		1,788,623	1,750,000	1,749,749	1,749,894	0	32	0	32	0	1,749,926	0	38,697	38,697	20,570	03/15/2024	1.A FE
34533F-AD-3	Ford Credit Auto FORDO 2019-A A3 ABS 2.780% 09/15/23		06/15/2021	Paydown		734,262	734,262	734,138	734,212	0	49	0	49	0	734,262	0	0	0	8,371	09/15/2023	1.A FE
36257A-AD-3	GMALT 2019-2 A4 GMALT 2019-2 A3 ABS 2.670% 03/21/22		06/20/2021	Paydown		665,697	665,697	665,674	665,662	0	36	0	36	0	665,697	0	0	0	7,104	03/21/2022	1.A FE
369550-BE-7	GENERAL DYNAMICS Corp Note MW 3.000% 05/11/21		05/11/2021	Maturity		291,000	291,000	294,894	291,744	0	(744)	0	(744)	0	291,000	0	0	0	4,365	05/11/2021	1.F FE
43814U-AG-4	Honda Auto Recei HAROT 2018-2 A3 ABS 3.010% 05/18/22		06/18/2021	Paydown		373,437	373,437	373,429	373,429	0	8	0	8	0	373,437	0	0	0	4,613	05/18/2022	1.A FE
458140-AW-0	INTEL CORP Corp Note Call MW 1.700% 05/19/21		05/04/2021	Call 100.0000		325,000	325,000	322,647	324,506	0	440	0	440	0	324,946	0	54	54	2,532	05/19/2021	1.E FE
46849L-SP-7	JACKSON NAT LIFE Corp Note Non Call Prv Plc 2.250% 04/29/21		04/29/2021	Maturity		293,000	293,000	289,698	292,459	0	541	0	541	0	293,000	0	0	0	3,296	04/29/2021	1.F FE
58772T-AC-4	Mercedes-Benz Au MBALT 2019-A A3 ABS 3.100% 11/15/21		04/15/2021	Paydown		337,807	337,807	337,797	337,806	0	1	0	1	0	337,807	0	0	0	3,491	11/15/2021	1.A FE
60700F-AC-7	MMAF Equipment F MMAF 2019-A A2 ABS Prv Plc 2.840% 01/10/22		04/10/2021	Paydown		59,315	59,315	59,307	59,313	0	2	0	2	0	59,315	0	0	0	562	01/10/2022	1.A FE
65479N-AD-6	Nissan Auto Leas NALT 2020-A A3 ABS 1.840% 01/17/23		05/11/2021	DOMINION Securities		1,847,800	1,830,000	1,829,870	1,829,914	0	18	0	18	0	1,829,932	0	17,868	17,868	13,656	01/17/2023	1.A FE
713448-DX-3	PEPSICO INC Corp Note Call MW 2.000% 04/15/21		04/15/2021	Maturity		977,000	977,000	974,795	976,636	0	364	0	364	0	977,000	0	0	0	9,770	04/15/2021	1.E FE
74153W-CH-0	PRICOA GLOB FUND Corp Note Non Call Prv Plc 2.200% 06/03/21		06/03/2021	Maturity		1,355,000	1,355,000	1,353,089	1,354,831	0	169	0	169	0	1,355,000	0	0	0	14,905	06/03/2021	1.D FE
74368C-AL-8	PROTECTIVE LIFE Corp Note Non Call Prv Plc 0.666% 06/28/21		06/28/2021	Maturity		350,000	350,000	350,000	350,000	0	0	0	0	0	350,000	0	0	0	1,305	06/28/2021	1.E FE
808513-AV-7	CHARLES SCHWAB Corp Note Call 0.469% 05/21/21		05/21/2021	Maturity		876,000	876,000	876,849	876,098	0	(98)	0	(98)	0	876,000	0	0	0	2,280	05/21/2021	1.F FE
87264A-BA-2	T-MOBILE USA INC Corp Note Call MW Prv Plc 3.500% 04/15/25		05/25/2021	Tax Free Exchange		1,144,863	1,050,000	1,164,272	1,154,490	0	(9,627)	0	(9,627)	0	1,144,863	0	0	0	22,458	04/15/2025	2.C FE
90331H-PJ-6	US BANK NA OHIO Corp Note Call 1.800% 01/21/22		05/12/2021	JP Morgan Chase		4,301,663	4,260,000	4,258,509	4,259,207	0	272	0	272	0	4,259,479	0	42,183	42,183	62,196	01/21/2022	1.D FE
92868V-AC-3	Volkswagen Auto VWALT 2020-A A3 ABS 0.390% 01/22/24		05/12/2021	Toronto Dominion Sec		1,904,156	1,900,000	1,899,642	1,899,655	0	63	0	63	0	1,899,719	0	4,438	4,438	2,964	01/22/2024	1.A FE
931142-EH-2	WALMART INC Corp Note Non Call 0.368% 06/23/21		06/23/2021	Maturity		492,000	492,000	492,000	492,000	0	0	0	0	0	492,000	0	0	0	1,121	06/23/2021	1.C FE
976656-CD-8	WISCONSIN ELECTR Corp Note Call MW 2.950% 09/15/21		06/16/2021	Call 100.0000		107,000	107,000	109,062	107,820	0	(820)	0	(820)	0	107,000	0	0	0	2,376	09/15/2021	1.G FE
98162V-AD-1	World Omni Auto WORAT 2019-B A3 ABS 2.590% 07/15/24		06/15/2021	Paydown		540,636	540,636	540,624	540,624	0	13	0	13	0	540,636	0	0	0	5,770	07/15/2024	1.A FE
68784X-AD-8	OSCAR US Funding OSCAR 2018-2A A3 ABS Prv Plc 3.390% 09/12/22	D	06/10/2021	Paydown		460,197	460,197	460,175	460,170	0	27	0	27	0	460,197	0	0	0	6,439	09/12/2022	1.A FE
68784Y-AD-6	OSCAR US Funding OSCAR 2019-1A A3 ABS Prv Plc 3.180% 05/10/23	D	06/10/2021	Paydown		780,146	780,146	780,128	780,120	0	26	0	26	0	780,146	0	0	0	10,328	05/10/2023	1.A FE

E05.3

STATEMENT AS OF JUNE 30, 2021 OF THE UnitedHealthcare Plan of the River Valley, Inc.

**SCHEDULE D - PART 4**

Show All Long-Term Bonds and Stock Sold, Redeemed or Otherwise Disposed of During the Current Quarter

1	2	3	4	5	6	7	8	9	10	Change In Book/Adjusted Carrying Value					16	17	18	19	20	21	22
										11	12	13	14	15							
CUSIP Identification	Description	Foreign	Disposal Date	Name of Purchaser	Number of Shares of Stock	Consideration	Par Value	Actual Cost	Prior Year Book/Adjusted Carrying Value	Unrealized Valuation Increase/(Decrease)	Current Year's (Amortization)/Accretion	Current Year's Other Than Temporary Impairment Recognized	Total Change in Book/Adjusted Carrying Value (11 + 12 - 13)	Total Foreign Exchange Change in Book /Adjusted Carrying Value	Book/Adjusted Carrying Value at Disposal Date	Foreign Exchange Gain (Loss) on Disposal	Realized Gain (Loss) on Disposal	Total Gain (Loss) on Disposal	Bond Interest/Stock Dividends Received During Year	Stated Contractual Maturity Date	NAIC Designation, NAIC Designation Modifier and SVO Administrative Symbol
3899999	Subtotal - Bonds - Industrial and Miscellaneous (Unaffiliated)					35,422,305	35,037,142	35,143,742	35,146,194	0	(13,418)	0	(13,418)	0	35,132,774	0	189,457	189,457	465,272	XXX	XXX
8399997	Total - Bonds - Part 4					49,747,112	49,361,949	49,972,381	49,462,220	0	(426,439)	0	(426,439)	0	49,457,581	0	189,457	189,457	637,604	XXX	XXX
8399998	Total - Bonds - Part 5					XXX	XXX	XXX	XXX	XXX	XXX	XXX	XXX	XXX	XXX	XXX	XXX	XXX	XXX	XXX	XXX
8399999	Total - Bonds					49,747,112	49,361,949	49,972,381	49,462,220	0	(426,439)	0	(426,439)	0	49,457,581	0	189,457	189,457	637,604	XXX	XXX
8999997	Total - Preferred Stocks - Part 4					0	XXX	0	0	0	0	0	0	0	0	0	0	0	0	XXX	XXX
8999998	Total - Preferred Stocks - Part 5					XXX	XXX	XXX	XXX	XXX	XXX	XXX	XXX	XXX	XXX	XXX	XXX	XXX	XXX	XXX	XXX
8999999	Total - Preferred Stocks					0	XXX	0	0	0	0	0	0	0	0	0	0	0	0	XXX	XXX
9799997	Total - Common Stocks - Part 4					0	XXX	0	0	0	0	0	0	0	0	0	0	0	0	XXX	XXX
9799998	Total - Common Stocks - Part 5					XXX	XXX	XXX	XXX	XXX	XXX	XXX	XXX	XXX	XXX	XXX	XXX	XXX	XXX	XXX	XXX
9799999	Total - Common Stocks					0	XXX	0	0	0	0	0	0	0	0	0	0	0	0	XXX	XXX
9899999	Total - Preferred and Common Stocks					0	XXX	0	0	0	0	0	0	0	0	0	0	0	0	XXX	XXX
9999999	Totals					49,747,112	XXX	49,972,381	49,462,220	0	(426,439)	0	(426,439)	0	49,457,581	0	189,457	189,457	637,604	XXX	XXX

Schedule DB - Part A - Section 1 - Options, Caps, Floors, Collars, Swaps and Forwards Open

**N O N E**

Schedule DB - Part B - Section 1 - Futures Contracts Open

**N O N E**

Schedule DB - Part B - Section 1B - Brokers with whom cash deposits have been made

**N O N E**

Schedule DB - Part D - Section 1 - Counterparty Exposure for Derivative Instruments Open

**N O N E**

Schedule DB - Part D-Section 2 - Collateral for Derivative Instruments Open - Pledged By

**N O N E**

Schedule DB - Part D-Section 2 - Collateral for Derivative Instruments Open - Pledged To

**N O N E**

Schedule DB - Part E - Derivatives Hedging Variable Annuity Guarantees

**N O N E**

Schedule DL - Part 1 - Reinvested Collateral Assets Owned

**N O N E**

Schedule DL - Part 2 - Reinvested Collateral Assets Owned

**N O N E**





STATEMENT AS OF JUNE 30, 2021 OF THE UnitedHealthcare Plan of the River Valley, Inc.

**SCHEDULE E - PART 2 - CASH EQUIVALENTS**

Show Investments Owned End of Current Quarter

1 CUSIP	2 Description	3 Code	4 Date Acquired	5 Rate of Interest	6 Maturity Date	7 Book/Adjusted Carrying Value	8 Amount of Interest Due and Accrued	9 Amount Received During Year
0599999	Total - U.S. Government Bonds					0	0	0
1099999	Total - All Other Government Bonds					0	0	0
1799999	Total - U.S. States, Territories and Possessions Bonds					0	0	0
2499999	Total - U.S. Political Subdivisions Bonds					0	0	0
3199999	Total - U.S. Special Revenues Bonds					0	0	0
3899999	Total - Industrial and Miscellaneous (Unaffiliated) Bonds					0	0	0
4899999	Total - Hybrid Securities					0	0	0
5599999	Total - Parent, Subsidiaries and Affiliates Bonds					0	0	0
6099999	Subtotal - SVO Identified Funds					0	0	0
6599999	Subtotal - Unaffiliated Bank Loans					0	0	0
7699999	Total - Issuer Obligations					0	0	0
7799999	Total - Residential Mortgage-Backed Securities					0	0	0
7899999	Total - Commercial Mortgage-Backed Securities					0	0	0
7999999	Total - Other Loan-Backed and Structured Securities					0	0	0
8099999	Total - SVO Identified Funds					0	0	0
8199999	Total - Affiliated Bank Loans					0	0	0
8299999	Total - Unaffiliated Bank Loans					0	0	0
8399999	Total Bonds					0	0	0
09248U-71-8	BlackRock Liquidity Funds T-Fund Port		.06/01/2021	0.000		267,891	.0	.89
38141W-32-3	Goldman Sachs Treasury Obligations Fund		.06/01/2021	0.000		688,315	.0	.161
38142B-88-0	Goldman Sachs Financial Square Federal Fund		.06/01/2021	0.000		787,583	.0	.99
61747C-58-2	Morgan Stanley Institutional Liquidity Fund Treasury Port		.06/01/2021	0.000		347,849	.0	.340
825252-40-6	Invesco AIM STIT TREASURY MMF		.06/25/2021	0.000		615,917	.0	.316
94975H-29-6	Wells Fargo Treasury Plus MMKT Fund - Inst		.06/01/2021	0.000		78,791	.0	.73
8599999	Subtotal - Exempt Money Market Mutual Funds - as Identified by the SVO					2,786,346	0	1,078
147539-67-0	DEUTSCHE INV MGT CASH ACCT GOV/AGENCY DWS-1ST		.06/01/2021	0.000		4,075,968	.0	.236
25160K-20-7	DEUTSCHE GOV MMKT Gov Series Ins Shares		.06/04/2021	0.000		79,844,359	.0	2,883
26200X-20-9	Dreyfus Inst Pred Govt MMF-Hamilton		.06/01/2021	0.000		2,789,483	.0	.89
38141W-27-3	Goldman Sachs Government Fund		.06/30/2021	0.000		47,254,587	.0	1,227
40428X-10-7	HSBC HSBC US GOVT MMKT-I		.06/23/2021	0.000		76,687,821	.0	5,254
481200-67-0	JP Morgan US Govt MMKT OP		.06/01/2021	0.000		51,649,795	.0	7,328
61747C-70-7	Morgan Stanley Institutional Liquidity Fund Government Port		.06/01/2021	0.000		72,543,956	.0	3,440
665278-70-1	Northern Inst Govt Select Port		.06/30/2021	0.000		10,913,909	.0	.437
74926P-69-6	RBC US Government Money Market		.06/02/2021	0.000		201,887	.0	.699
825252-88-5	Invesco AIM STIT GOVT & AGENCY-INST MMF		.06/04/2021	0.000		395,758	.0	.488
94975P-40-5	Wells Fargo Government MMKT Fund-Inst Cls		.06/01/2021	0.000		6,498,056	.0	.444
8699999	Subtotal - All Other Money Market Mutual Funds					352,855,579	0	22,525
	UHC Liquidity Pool Pro Rata Share Portion		.06/30/2021	0.000		2,692,709	.0	.0
8799999	Subtotal - Qualified Cash Pools Under SSAP No. 2R					2,692,709	0	0
9999999	Total Cash Equivalents					358,334,634	0	23,603

E 14

**STATEMENT AS OF JUNE 30, 2021 OF UNITEDHEALTHCARE PLAN OF THE RIVER VALLEY, INC.**

**EXHIBIT OF PREMIUMS, ENROLLMENT AND UTILIZATION**

Tennessee	1	Comprehensive (Hospital & Medical)		4	5	6	7	8	9	10	10
		2	3								
	Total	Individual	Group	Medicare Supplement	Vision Only	Dental Only	Federal Employees Health Benefit Plan	Medicare	Medicaid	Stop Loss	Other
<b>Total Members at end of:</b>											
1. Prior Year	522,586	-	100	-	-	-	-	62,073	460,413	-	-
2. First Quarter	546,319	14,171	89	-	-	-	-	63,348	468,711	-	-
3. Second Quarter	551,219	13,400	83	-	-	-	-	64,387	473,349	-	-
4. Third Quarter	-	-	-	-	-	-	-	-	-	-	-
5. Current Year	-	-	-	-	-	-	-	-	-	-	-
6. Current Year Member Months	3,257,620	84,516	521	-	-	-	-	380,619	2,791,964	-	-
<b>Total Member Ambulatory Encounters for Year:</b>											
7. Physician	2,923,211	42,561	487	-	-	-	-	894,834	1,985,329	-	-
8. Non-Physician	1,487,197	17,268	7	-	-	-	-	461,870	1,008,052	-	-
9. Total	4,410,408	59,829	494	-	-	-	-	1,356,704	2,993,381	-	-
10. Hospital Patient Days Incurred	702,922	1,679	-	-	-	-	-	38,778	662,465	-	-
11. Number of Inpatient Admissions	47,184	659	-	-	-	-	-	6,257	40,268	-	-
12. Health Premiums Written	1,638,066,559	19,744,187	350,414	-	-	-	-	639,575,248	978,396,710	-	-
13. Life Premiums Direct	-	-	-	-	-	-	-	-	-	-	-
14. Property/Casualty Premiums Written	-	-	-	-	-	-	-	-	-	-	-
15. Health Premiums Earned	1,617,447,659	19,744,187	350,414	-	-	-	-	629,238,885	968,114,173	-	-
16. Property/Casualty Premiums Earned	-	-	-	-	-	-	-	-	-	-	-
17. Amount Paid for Provision of Health Care Services	1,197,029,295	8,960,614	76,383	-	-	-	-	443,463,262	744,529,036	-	-
18. Amount Incurred for Provision of Health Care Services	1,213,765,806	11,228,134	(35,530)	-	-	-	-	439,171,700	763,401,502	-	-

**UnitedHealthcare Community Plan - Consolidated Tennessee (Includes CHIP - CoverKids)**  
**Reconciliation Between 2A, MLR Report, and NAIC Exhibit of Premiums, Enrollment and Utilization**  
**As of June 30, 2021**

<u>Capitation Revenue</u>	<u>Revenue</u>	
Revenue reported per MLR report	1,024,083,568	
STAT Adjustment		
	<b>1,024,083,568</b>	
TennCare Capitation per 2A	998,140,896	<b>A</b>
Other Revenues	3,159,750	
Less: Restated revenue for prior months	22,782,922	
	<b>1,024,083,568</b>	
<b>Difference</b>		<b>0</b>
<u>Claims &amp; Reserve</u>	<u>Claims</u>	
Total 2A Paid Claims and Change in Reserves	774,629,636	<b>B</b>
	<b>774,629,636</b>	
Incurred Claims per the MLR for the reporting period	914,456,635	
STAT Adjustment	0	
Transportation Admin expense reclassified to Admin section on MLR.	4,916,593	
Pass through - Expenses	(119,649,284)	
Restated prior year incurred claims	(25,094,308)	
<b>Adjusted MLR</b>	<b>774,629,636</b>	
<b>Difference (rounding)</b>		<b>0</b>

**A** - Ties to the Tennessee Exhibit of Premiums, Enrollment and Utilization, Line 12 Columns 2 and 9.

**B** - Ties to the Tennessee Exhibit of Premiums, Enrollment and Utilization, Line 18 Columns 2 and 9.

**UnitedHealthcare Community Plan - East Tennessee (Includes CHIP - CoverKids)**  
**Reconciliation Between 2A and MLR Report**  
**As of June 30, 2021**

<u>Capitation Revenue</u>	<u>Revenue</u>
Revenue reported per MLR report	345,558,324
STAT Adjustment	
	<b>345,558,324</b>
TennCare Capitation per 2A	338,140,563
Other Revenues	1,065,820
Less: Restated revenue for prior months	6,351,941
	<b>345,558,324</b>
<b>Difference</b>	<b>0</b>
<u>Claims &amp; Reserve</u>	<u>Claims</u>
Total 2A Paid Claims and Change in Reserves	268,860,944
	<b>268,860,944</b>
Incurred Claims per the MLR for the reporting period	313,095,514
STAT Adjustment	0
Transportation Admin expense reclassified to Admin section on MLR.	1,599,457
Pass through - Expenses	(38,597,303)
Restated prior year incurred claims	(7,236,724)
<b>Adjusted MLR</b>	<b>268,860,944</b>
<b>Difference (rounding)</b>	<b>0</b>

**UnitedHealthcare Community Plan - Middle Tennessee (Includes CHIP - CoverKids)**  
**Reconciliation Between 2A and MLR Report**  
**As of June 30, 2021**

<u>Capitation Revenue</u>	<u>Revenue</u>
Revenue reported per MLR report	399,299,420
STAT Adjustment/Other Revenue	
	<b>399,299,420</b>
TennCare Capitation per 2A	385,699,548
Other Revenues	1,161,859
Less: Restated revenue for prior months	12,438,013
	<b>399,299,420</b>
<b>Difference</b>	<b>0</b>
<u>Claims &amp; Reserve</u>	<u>Claims</u>
Total 2A Paid Claims and Change in Reserves	297,033,841
	<b>297,033,841</b>
Incurred Claims per the MLR for the reporting period	361,214,160
STAT Adjustment	0
Transportation Admin expense reclassified to Admin section on MLR.	1,928,325
Pass through - Expenses	(51,696,674)
Restated prior year incurred claims	(14,411,971)
<b>Adjusted MLR</b>	<b>297,033,841</b>
<b>Difference (rounding)</b>	<b>0</b>

**UnitedHealthcare Community Plan - West Tennessee (Includes CHIP - CoverKids)**  
**Reconciliation Between 2A and MLR Report**  
**As of June 30, 2021**

<u>Capitation Revenue</u>	<u>Revenue</u>
Revenue reported per MLR report	279,225,824
STAT Adjustment/Other Revenue	
	<b>279,225,824</b>
TennCare Capitation per 2A	274,300,785
Other Revenues	932,071
Less: Restated revenue for prior months	3,992,968
	<b>279,225,824</b>
<b>Difference</b>	<b>0</b>
<hr/>	
<u>Claims &amp; Reserve</u>	<u>Claims</u>
Total 2A Paid Claims and Change in Reserves	208,734,852
	<b>208,734,852</b>
Incurred Claims per the MLR for the reporting period	240,146,961
STAT Adjustment	0
Transportation Admin expense reclassified to Admin section on ML	1,388,811
Pass through - Expenses	(29,355,307)
Restated prior year incurred claims	(3,445,614)
<b>Adjusted MLR</b>	<b>208,734,852</b>
<b>Difference (rounding)</b>	<b>0</b>

STATEMENT AS OF JUNE 30 2021 FOR  
UNITEDHEALTHCARE PLAN OF THE RIVER VALLEY, INC.

**EXHIBIT 2 - ACCIDENT AND HEALTH PREMIUMS DUE AND UNPAID**

Individually list all debtors with account balances the greater of 10% of gross Premiums Receivable or \$10,000.

Name of Debtor	1-30 Days	31-60 Days	61-90 Days	Over 90 Days	Non Admitted	Admitted
Total Individuals	3,340	3,901	4,624	15,796	27,380	282
Group subscribers	-	-	-	-	-	-
Group subscriber subtotal	-	-	-	-	-	-
Premiums due and unpaid not individually listed	180,981	12,186	5,071	46,015	60,576	183,677
Total group	180,981	12,186	5,071	46,015	60,576	183,677
Premiums due and unpaid from Medicare entities	-	-	-	-	-	-
Premiums due and unpaid from Medicaid entities	2,497,491	3,956	4,642	12,697	-	2,518,786
Accident and health premiums due and unpaid (Page 2, Line 15)	2,681,812	20,043	14,337	74,509	87,956	2,702,745



**STATEMENT AS OF JUNE 30, 2021 OF UNITEDHEALTHCARE PLAN OF THE RIVER VALLEY, INC.**

**Exhibit 3 - Health Care Receivables**

	2 1 - 30 Days	3 31 - 60 Days	4 61 - 90 Days	5 Over 90 Days	6 Nonadmitted	7 Admitted
OptumRx, Inc	54,734,770	1,822,489	492,685	4,218,187	4,640,360	56,627,770
0199998 Aggregate Pharmaceutical Rebate Receivables Not Individually Listed						
0199999 Total Pharmaceutical Rebate Receivables	54,734,770	1,822,489	492,685	4,218,187	4,640,360	56,627,770
0299998 Aggregate Claim Overpayment Receivables Not Individually Listed	847,050	266,155	236,126	14,490,563	15,722,375	117,520
0299999 Total Claim Overpayment Receivables	847,050	266,155	236,126	14,490,563	15,722,375	117,520
0399998 Aggregate Loans and Advances to Providers Not Individually Listed	0	0	0	195,000	195,000	0
0399999 Total Loans and Advances to Providers	0	0	0	195,000	195,000	0
0499998 Aggregate Capitation Arrangement Receivables Not Individually Listed	0	0	0	0	0	0
0499999 Total Capitation Arrangement Receivables	0	0	0	0	0	0
0599998 Aggregate Risk Sharing Receivables Not Individually Listed						
0599999 Total Risk Sharing Receivables	0	0	0	905,917	905,917	0
0699998 Aggregate Other Receivables Not Individually Listed						
0699999 Total Other Receivables	0	0	0	0		0
0799999 Gross Health Care Receivables	55,581,820	2,088,644	728,811	19,809,667	21,463,652	56,745,290

STATEMENT AS OF June 30, 2021 OF THE UnitedHealthcare Plan of the River Valley, Inc.

**Exhibit 5 - Amounts Due From Parent, Subsidiaries and Affiliates**

	1 Name of Affiliate	2 1 - 30 Days	3 31 -60 Days	4 61 - 90 Days	5 Over 90 Days	6 Nonadmitted	Admitted	
							7 Current	8 Non-Current
0100001	United HealthCare Services, Inc.	3,237,263	-	11,428	116,637	116,637	3,248,691	
0199999	Individually listed receivables	3,237,263	-	11,428	116,637	116,637	3,248,691	
0299999	Receivables not individually listed							
0399999	Total gross amounts receivable	3,237,263	-	11,428	116,637	116,637	3,248,691	

STATEMENT AS OF June 30, 2021 OF THE UnitedHealthcare Plan of the River Valley, Inc.

**Exhibit 6 - Amounts Due To Parent, Subsidiaries and Affiliates**

	1 Affiliate	2 Description	3 Amount	4 Current	5 Non-Current
0100001	United HealthCare Services, Inc.	Intercompany Payables	42,838,896	42,838,896	
0199999	Individually listed payables		42,838,896	42,838,896	
0299999	Payables not individually listed		-	-	
0399999	Total gross payables		42,838,896	42,838,896	

AmeriChoice - Tennessee

Report 2A - TennCare Income Statement  
CRA 2.30.14.3.3 and 2.30.14.3.4

Member Months	East	Middle	West	Total
	934,967	1,137,421	804,092	2,876,480
<b>Revenues:</b>				
TennCare Capitation	338,140,563	385,699,548	274,300,785	998,140,896
Investment	-	-	-	-
Other Revenues	1,065,820	1,161,859	932,071	3,159,750
<b>Total Revenues</b>	<b>339,206,383</b>	<b>386,861,407</b>	<b>275,232,856</b>	<b>1,001,300,646</b>
<b>Estimated Expenses:</b>				
<b>Hospital and Medical (w/o Mental Health)</b>				
Capitated Physician Services	-	-	-	-
Fee-for Service Physician Services	52,823,076	55,748,232	35,694,657	144,265,965
Inpatient Hospital Services	42,825,714	56,698,844	36,396,557	135,921,115
Outpatient Hospital Services	35,775,693	45,032,806	30,091,363	110,899,862
Emergency Room Services	18,402,789	14,502,448	9,225,016	42,130,253
Dental Services	-	-	-	-
Vision Services	1,178,737	1,339,759	948,638	3,467,134
Pharmacy Services	-	-	-	-
Home Health Services	4,030,477	2,610,911	2,006,058	8,647,447
Chiropractic Services	-	-	-	-
Radiology Services	3,907,036	4,358,251	2,381,212	10,646,499
Laboratory Services	3,876,933	3,947,157	2,542,329	10,366,419
Durable Medical Equipment Services	5,105,240	5,764,225	3,421,814	14,291,279
Transportation Services	2,660,618	3,101,257	3,391,262	9,153,137
Outside Referrals	-	-	-	-
Occupancy, Depreciation and Amortization	-	-	-	-
Other Medical and Hospital Services - Write-Ins	(315,625)	447,166	58,451	189,993
<b>Subtotal Medical and Hospital</b>	<b>170,270,687</b>	<b>193,551,057</b>	<b>126,157,357</b>	<b>489,979,101</b>
<b>Mental Health and Substance Abuse Services</b>				
Inpatient Psychiatric Facility Services	4,600,815	6,393,797	7,044,066	18,038,678
Inpatient Substance Abuse Treatment and Detox	349,851	819,685	349,486	1,519,022
Outpatient Mental Health Services	4,176,965	5,903,139	2,372,411	12,452,515
Outpatient Substance Abuse Treatment and Detox	1,019,019	1,367,993	443,970	2,830,983
Housing/Residential Treatment	4,517,516	5,357,091	3,241,826	13,116,434
Specialized Crisis Services	50,280	98,728	35,710	184,719
Psychiatric Rehab and Support Services	4,271,290	6,072,767	5,514,296	15,858,352
Case Management	1,860	14,355	1,541,569	1,557,785
Forensics	-	-	-	-
Other Judicial	-	-	-	-
Pharmacy	-	-	-	-
Lab Services	-	-	-	-
Transportation	196,625	173,972	157,509	528,107
Occupancy, Depreciation and Amortization	-	-	-	-
Other Mental Health and Substance Abuse Services	2,319,498	437,857	159,677	2,917,032
PCP and Specialist Services	-	-	-	-
Tennessee Health Link	6,942,862	10,443,888	3,053,996	20,440,747
Other Mental Health Services - Write-Ins	1,171,974	1,873,919	708,132	3,754,025
<b>Subtotal MH&amp;SAS</b>	<b>29,618,557</b>	<b>38,957,193</b>	<b>24,622,649</b>	<b>93,198,399</b>
<b>CHOICES</b>				
Nursing Facility Care	54,495,515	49,107,132	42,033,922	145,636,569
HCBS Services	14,476,185	15,418,460	15,920,923	45,815,568
<b>Subtotal CHOICES</b>	<b>68,971,700</b>	<b>64,525,591</b>	<b>57,954,846</b>	<b>191,452,136</b>
Value Based Payouts	-	-	-	-
Value Based Recoveries	-	-	-	-
Other Medical Incentive Pool and Withhold Adjustments	-	-	-	-
<b>Subtotal Hospital, Medical, MH&amp;SAS, CHOICES</b>	<b>268,860,944</b>	<b>297,033,841</b>	<b>208,734,852</b>	<b>774,629,636</b>
<b>LESS:</b>				
Net Reinsurance Recoveries Incurred	-	-	-	-
Copayments	-	-	-	-
Subrogation and Coordination of Benefits	-	-	-	-
<b>Subtotal Reinsurance, Copay, Subrogation</b>	<b>-</b>	<b>-</b>	<b>-</b>	<b>-</b>
<b>Total Hospital, Medical, MH&amp;SAS</b>	<b>268,860,944</b>	<b>297,033,841</b>	<b>208,734,852</b>	<b>774,629,636</b>
<b>Administration:</b>				
Compensation	-	-	-	-
Direct and Allocated Admin expenses	-	-	-	-
Marketing	-	-	-	-
Interest Expense	-	-	-	-
Premium Tax Expense	19,920,801	22,716,350	16,157,729	58,794,881
Occupancy, Depreciation, and Amortization	-	-	-	-
Other Administration - Write-Ins	31,907,906	39,474,148	26,039,428	97,421,482
<b>Total Administration Expenses</b>	<b>51,828,707</b>	<b>62,190,498</b>	<b>42,197,157</b>	<b>156,216,363</b>
<b>Total Expenses</b>	<b>320,689,650</b>	<b>359,224,339</b>	<b>250,932,009</b>	<b>930,845,998</b>
Extraordinary Item	-	-	-	-
Provision for Income Tax	3,888,514	5,803,784	5,103,178	14,795,476
<b>Net Income (Loss)</b>	<b>14,628,219</b>	<b>21,833,284</b>	<b>19,197,669</b>	<b>55,659,172</b>
<b>Write-Ins for Other Revenues</b>				
Other Revenue - TennCare Bonuses	-	-	-	-
Other Revenue - ECF Administration Revenue and TennCare Bonuses	1,065,820	1,161,859	932,071	3,159,750
Other Revenue - Estimated TennCare Health Insurer Reimbursement Fee	-	-	-	-
Total Other Revenues	1,065,820	1,161,859	932,071	3,159,750
<b>Write-Ins for Other Medical and Hospital</b>				
Premium Deficiency Reserve	-	-	-	-
Other Miscellaneous	(407,191)	337,399	(20,421)	(90,214)
Other Capitated Services	91,566	109,768	78,872	280,206
Total Other Medical and Hospital	(315,625)	447,166	58,451	189,993
<b>Write-Ins for Other MH &amp; SS</b>				
Other Capitated Services	971,974	1,873,919	708,132	3,554,025
Other Miscellaneous	200,000	-	-	200,000
Total Other MH & SS	1,171,974	1,873,919	708,132	3,754,025
<b>Write-Ins for Other Administration</b>				
Administrative Services Fee	26,245,204	29,926,367	21,276,522	77,448,094
Behavioral Healthcare Services	2,569,145	4,669,199	2,505,822	9,744,167
Other Miscellaneous	3,093,556	4,878,582	2,257,083	10,229,221
Total Other Administration	31,907,906	39,474,148	26,039,428	97,421,482

**Note**

The pass-through revenue and associated taxes are excluded.

Premium taxes reported on accrual basis, please reference the reconciliation of cash to Accrual basis accounting.

UnitedHealthcare Community Plan - East Tennessee  
Report 2A - TennCare Income Statement  
CRA 2.30.14.3.3 and 2.30.14.3.4

Member Months	Current Qtr YTD		Prior Year as of 12/31/2020
	Total as of 06/30/2021	YTD Total as of 06/30/2021	
	471,909	934,967	1,712,970
<b>Revenues:</b>			
TennCare Capitation	177,007,547	338,140,563	658,176,014
Investment	-	-	-
Other Revenues	535,053	1,065,820	14,580,631
<b>Total Revenues</b>	<u>177,542,600</u>	<u>339,206,383</u>	<u>672,756,645</u>
<b>Estimated Expenses:</b>			
<b>Hospital and Medical (w/o Mental Health)</b>			
Capitated Physician Services	-	-	-
Fee-for Service Physician Services	28,597,297	52,823,076	94,006,097
Inpatient Hospital Services	23,013,648	42,825,714	100,892,562
Outpatient Hospital Services	16,877,111	35,775,693	56,460,119
Emergency Room Services	9,593,032	18,402,789	34,098,904
Dental Services	-	-	-
Vision Services	580,116	1,178,737	2,220,086
Pharmacy Services	-	-	-
Home Health Services	2,037,094	4,030,477	7,123,535
Chiropractic Services	-	-	-
Radiology Services	2,037,655	3,907,036	6,409,214
Laboratory Services	2,020,972	3,876,933	6,837,475
Durable Medical Equipment Services	2,734,492	5,105,240	8,322,622
Transportation Services	1,289,444	2,660,618	2,397,508
Outside Referrals	-	-	-
Occupancy, Depreciation and Amortization	-	-	-
Other Medical and Hospital Services - Write-Ins	(92,560)	(315,625)	452,505
<b>Subtotal Medical and Hospital</b>	<u>88,688,302</u>	<u>170,270,687</u>	<u>319,220,627</u>
<b>Mental Health and Substance Abuse Services</b>			
Inpatient Psychiatric Facility Services	2,243,897	4,600,815	7,560,296
Inpatient Substance Abuse Treatment and Detox	173,343	349,851	718,877
Outpatient Mental Health Services	2,000,649	4,176,965	6,480,076
Outpatient Substance Abuse Treatment and Detox	481,265	1,019,019	1,140,052
Housing/Residential Treatment	2,285,975	4,517,516	6,973,627
Specialized Crisis Services	28,839	50,280	367,156
Psychiatric Rehab and Support Services	2,157,920	4,271,290	6,375,368
Case Management	1,115	1,860	3,664
Forensics	-	-	-
Other Judicial	-	-	-
Pharmacy	-	-	-
Lab Services	-	-	-
Transportation	91,458	196,625	114,650
Occupancy, Depreciation and Amortization	-	-	-
Other Mental Health and Substance Abuse Services	1,087,724	2,319,498	3,430,012
PCP and Specialist Services	-	-	-
Tennessee Health Link	3,392,732	6,942,862	12,311,087
Other Mental Health Services - Write-Ins	490,965	1,171,974	1,762,151
<b>Subtotal MH&amp;SAS</b>	<u>14,435,882</u>	<u>29,618,557</u>	<u>47,237,015</u>
<b>CHOICES</b>			
Nursing Facility Care	28,250,513	54,495,515	126,999,176
HCBS Services	7,030,862	14,476,185	32,924,090
<b>Subtotal CHOICES</b>	<u>35,281,375</u>	<u>68,971,700</u>	<u>159,923,266</u>
Value Based Payouts	-	-	159,723
Value Based Recoveries	-	-	-
Other Medical Incentive Pool and Withhold Adjustments	-	-	-
<b>Subtotal Hospital, Medical, MH&amp;SAS, CHOICES</b>	<u>138,405,559</u>	<u>268,860,944</u>	<u>526,540,631</u>
<b>LESS:</b>			
Net Reinsurance Recoveries Incurred	-	-	-
Copayments	-	-	-
Subrogation and Coordination of Benefits	-	-	-
<b>Subtotal Reinsurance, Copay, Subrogation</b>	<u>-</u>	<u>-</u>	<u>-</u>
<b>Total Hospital, Medical, MH&amp;SAS</b>	<u>138,405,559</u>	<u>268,860,944</u>	<u>526,540,631</u>
<b>Administration:</b>			
Compensation	-	-	-
Direct and Allocated Admin expenses	-	-	-
Marketing	-	-	-
Interest Expense	-	-	-
Premium Tax Expense	10,252,820	19,920,801	40,282,504
Occupancy, Depreciation, and Amortization	-	-	-
Other Administration - Write-Ins	17,913,010	31,907,906	71,198,984
<b>Total Administration Expenses</b>	<u>28,165,830</u>	<u>51,828,707</u>	<u>111,481,488</u>
<b>Total Expenses</b>	<u>166,571,389</u>	<u>320,689,650</u>	<u>638,022,119</u>
Extraordinary Item	-	-	-
Provision for Income Tax	2,303,954	3,888,514	9,240,119
<b>Net Income (Loss)</b>	<u>8,667,256</u>	<u>14,628,219</u>	<u>25,494,407</u>
<b>Write-Ins for Other Revenues</b>			
Other Revenue - TennCare Bonuses	-	-	-
Other Revenue - ECF Administration Revenue and TennCare Bonuses	535,053	1,065,820	2,102,979
Other Revenue - Estimated TennCare Health Insurer Reimbursement Fee	-	-	12,477,651
Total Other Revenues	<u>535,053</u>	<u>1,065,820</u>	<u>14,580,631</u>
<b>Write-Ins for Other Medical and Hospital</b>			
Premium Deficiency Reserve	-	-	-
Other Miscellaneous	(93,680)	(407,191)	(59,293)
Other Capitated Services	1,121	91,566	511,799
Total Other Medical and Hospital	<u>(92,560)</u>	<u>(315,625)</u>	<u>452,505</u>
<b>Write-Ins for Other MH &amp; SS</b>			
Other Capitated Services	490,965	971,974	1,762,151
Other Miscellaneous	-	200,000	-
Total Other MH & SS	<u>490,965</u>	<u>1,171,974</u>	<u>1,762,151</u>
<b>Write-Ins for Other Administration</b>			
Administrative Services Fee	13,886,288	26,245,204	51,257,169
Behaviorial Healthcare Services	1,289,917	2,569,145	4,830,723
Other Miscellaneous	2,736,805	3,093,556	15,111,092
Total Other Administration	<u>17,913,010</u>	<u>31,907,906</u>	<u>71,198,984</u>

**Note**

The pass-through revenue and associated taxes are excluded.  
Premium taxes reported on accrual basis, please reference the reconciliation of cash to Accrual basis accounting.

UnitedHealthcare Community Plan - Middle Tennessee  
Report 2A - TennCare Income Statement  
CRA 2.30.14.3.3 and 2.30.14.3.4

Member Months	Current Qtr YTD		Prior Year as of 12/31/2020
	Total as of 06/30/2021	YTD Total as of 06/30/2021	
	<b>574,844</b>	<b>1,137,421</b>	<b>2,037,865</b>
<b>Revenues:</b>			
TennCare Capitation	203,643,492	385,699,548	761,699,682
Investment	-	-	-
Other Revenues	587,293	1,161,859	16,814,559
<b>Total Revenues</b>	<b>204,230,785</b>	<b>386,861,407</b>	<b>778,514,241</b>
<b>Estimated Expenses:</b>			
<b>Hospital and Medical (w/o Mental Health)</b>			
Capitated Physician Services	-	-	-
Fee-for Service Physician Services	30,917,287	55,748,232	112,931,558
Inpatient Hospital Services	33,283,409	56,698,844	145,465,388
Outpatient Hospital Services	21,326,022	45,032,806	77,809,160
Emergency Room Services	7,909,335	14,502,448	28,028,733
Dental Services	-	-	-
Vision Services	670,149	1,339,759	2,540,851
Pharmacy Services	-	-	-
Home Health Services	1,403,544	2,610,911	4,765,616
Chiropractic Services	-	-	-
Radiology Services	2,361,077	4,358,251	8,044,539
Laboratory Services	2,106,836	3,947,157	7,953,715
Durable Medical Equipment Services	2,975,902	5,764,225	9,035,809
Transportation Services	1,181,142	3,101,257	2,547,281
Outside Referrals	-	-	-
Occupancy, Depreciation and Amortization	-	-	-
Other Medical and Hospital Services - Write-Ins	11,424	447,166	2,345,829
<b>Subtotal Medical and Hospital</b>	<b>104,146,127</b>	<b>193,551,057</b>	<b>401,468,478</b>
<b>Mental Health and Substance Abuse Services</b>			
Inpatient Psychiatric Facility Services	3,358,828	6,393,797	10,423,960
Inpatient Substance Abuse Treatment and Detox	372,934	819,685	1,315,597
Outpatient Mental Health Services	2,956,132	5,903,139	9,102,165
Outpatient Substance Abuse Treatment and Detox	674,799	1,367,993	1,910,519
Housing/Residential Treatment	2,630,255	5,357,091	8,459,317
Specialized Crisis Services	45,926	98,728	527,818
Psychiatric Rehab and Support Services	3,104,108	6,072,767	10,609,731
Case Management	6,525	14,355	17,833
Forensics	-	-	-
Other Judicial	-	-	-
Pharmacy	-	-	-
Lab Services	-	-	-
Transportation	77,053	173,972	81,671
Occupancy, Depreciation and Amortization	-	-	-
Other Mental Health and Substance Abuse Services	220,742	437,857	781,804
PCP and Specialist Services	-	-	-
Tennessee Health Link	5,175,504	10,443,888	20,026,219
Other Mental Health Services - Write-Ins	946,411	1,873,919	3,370,815
<b>Subtotal MH&amp;SAS</b>	<b>19,569,217</b>	<b>38,957,193</b>	<b>66,627,448</b>
<b>CHOICES</b>			
Nursing Facility Care	25,234,326	49,107,132	120,166,045
HCBS Services	7,511,287	15,418,460	34,850,995
<b>Subtotal CHOICES</b>	<b>32,745,613</b>	<b>64,525,591</b>	<b>155,017,040</b>
Value Based Payouts	-	-	294,931
Value Based Recoveries	-	-	-
Other Medical Incentive Pool and Withhold Adjustments	-	-	-
<b>Subtotal Hospital, Medical, MH&amp;SAS, CHOICES</b>	<b>156,460,956</b>	<b>297,033,841</b>	<b>623,407,898</b>
<b>LESS:</b>			
Net Reinsurance Recoveries Incurred	-	-	-
Copayments	-	-	-
Subrogation and Coordination of Benefits	-	-	-
<b>Subtotal Reinsurance, Copay, Subrogation</b>	<b>-</b>	<b>-</b>	<b>-</b>
<b>Total Hospital, Medical, MH&amp;SAS</b>	<b>156,460,956</b>	<b>297,033,841</b>	<b>623,407,898</b>
<b>Administration:</b>			
Compensation	-	-	-
Direct and Allocated Admin expenses	-	-	-
Marketing	-	-	-
Interest Expense	-	-	-
Premium Tax Expense	11,792,987	22,716,350	46,628,869
Occupancy, Depreciation, and Amortization	-	-	-
Other Administration - Write-Ins	21,120,206	39,474,148	86,324,848
<b>Total Administration Expenses</b>	<b>32,913,193</b>	<b>62,190,498</b>	<b>132,953,716</b>
<b>Total Expenses</b>	<b>189,374,149</b>	<b>359,224,339</b>	<b>756,361,614</b>
Extraordinary Item	-	-	-
Provision for Income Tax	3,119,894	5,803,784	6,937,141
<b>Net Income (Loss)</b>	<b>11,736,743</b>	<b>21,833,284</b>	<b>15,215,486</b>
<b>Write-Ins for Other Revenues</b>			
Other Revenue - TennCare Bonuses	-	-	-
Other Revenue - ECF Administration Revenue and TennCare Bonuses	587,293	1,161,859	2,161,697
Other Revenue - Estimated TennCare Health Insurer Reimbursement Fee	-	-	14,652,862
Total Other Revenues	587,293	1,161,859	16,814,559
<b>Write-Ins for Other Medical and Hospital</b>			
Premium Deficiency Reserve	-	-	-
Other Miscellaneous	9,999	337,399	1,731,353
Other Capitated Services	1,425	109,768	614,475
Total Other Medical and Hospital	11,424	447,166	2,345,829
<b>Write-Ins for Other MH &amp; SS</b>			
Other Capitated Services	946,411	1,873,919	3,326,759
Other Miscellaneous	-	-	44,056
Total Other MH & SS	946,411	1,873,919	3,370,815
<b>Write-Ins for Other Administration</b>			
Administrative Services Fee	15,169,533	29,926,367	59,342,445
Behaviorial Healthcare Services	2,349,936	4,669,199	8,680,615
Other Miscellaneous	3,600,737	4,878,582	18,301,788
Total Other Administration	21,120,206	39,474,148	86,324,848

**Note**

The pass-through revenue and associated taxes are excluded.  
Premium taxes reported on accrual basis, please reference the reconciliation of cash to Accrual basis accounting.

UnitedHealthcare Community Plan - West Tennessee  
 Report 2A - TennCare Income Statement  
 CRA 2.30.14.3.3 and 2.30.14.3.4

Member Months	Current Qtr YTD		Prior Year as of 12/31/2020
	Total as of 06/30/2021	YTD Total as of 06/30/2021	
	<b>406,099</b>	<b>804,092</b>	<b>1,491,678</b>
<b>Revenues:</b>			
TennCare Capitation	139,569,524	274,300,785	538,262,761
Investment	-	-	-
Other Revenues	468,554	932,071	11,636,492
<b>Total Revenues</b>	<b>140,038,079</b>	<b>275,232,856</b>	<b>549,899,253</b>
<b>Estimated Expenses:</b>			
<b>Hospital and Medical (w/o Mental Health)</b>			
Capitated Physician Services	-	-	-
Fee-for Service Physician Services	18,668,927	35,694,657	73,601,023
Inpatient Hospital Services	18,501,684	36,396,557	86,428,100
Outpatient Hospital Services	13,615,280	30,091,363	44,806,462
Emergency Room Services	4,684,404	9,225,016	19,033,175
Dental Services	-	-	-
Vision Services	488,088	948,638	1,859,664
Pharmacy Services	-	-	-
Home Health Services	954,732	2,006,058	3,836,184
Chiropractic Services	-	-	-
Radiology Services	1,209,322	2,381,212	4,413,431
Laboratory Services	1,328,684	2,542,329	5,267,413
Durable Medical Equipment Services	1,778,494	3,421,814	5,321,509
Transportation Services	1,140,360	3,391,262	2,497,668
Outside Referrals	-	-	-
Occupancy, Depreciation and Amortization	-	-	-
Other Medical and Hospital Services - Write-Ins	(254)	58,451	234,667
<b>Subtotal Medical and Hospital</b>	<b>62,369,723</b>	<b>126,157,357</b>	<b>247,299,297</b>
<b>Mental Health and Substance Abuse Services</b>			
Inpatient Psychiatric Facility Services	3,446,022	7,044,066	14,246,721
Inpatient Substance Abuse Treatment and Detox	152,705	349,486	707,387
Outpatient Mental Health Services	1,231,838	2,372,411	3,148,082
Outpatient Substance Abuse Treatment and Detox	207,215	443,970	645,200
Housing/Residential Treatment	1,515,620	3,241,826	5,301,078
Specialized Crisis Services	15,073	35,710	258,791
Psychiatric Rehab and Support Services	2,621,001	5,514,296	9,712,471
Case Management	767,093	1,541,569	2,873,915
Forensics	-	-	-
Other Judicial	-	-	-
Pharmacy	-	-	-
Lab Services	-	-	-
Transportation	52,945	157,509	83,763
Occupancy, Depreciation and Amortization	-	-	-
Other Mental Health and Substance Abuse Services	80,802	159,677	267,212
PCP and Specialist Services	-	-	-
Tennessee Health Link	1,469,976	3,053,996	6,181,153
Other Mental Health Services - Write-Ins	357,335	708,132	1,298,133
<b>Subtotal MH&amp;SAS</b>	<b>11,917,626</b>	<b>24,622,649</b>	<b>44,723,906</b>
<b>CHOICES</b>			
Nursing Facility Care	20,440,592	42,033,922	92,968,828
HCBS Services	7,366,620	15,920,923	35,850,417
<b>Subtotal CHOICES</b>	<b>27,807,212</b>	<b>57,954,846</b>	<b>128,819,245</b>
Value Based Payouts	-	-	207,911
Value Based Recoveries	-	-	-
Other Medical Incentive Pool and Withhold Adjustments	-	-	-
<b>Subtotal Hospital, Medical, MH&amp;SAS, CHOICES</b>	<b>102,094,561</b>	<b>208,734,852</b>	<b>421,050,358</b>
<b>LESS:</b>			
Net Reinsurance Recoveries Incurred	-	-	-
Copayments	-	-	-
Subrogation and Coordination of Benefits	-	-	-
<b>Subtotal Reinsurance, Copay, Subrogation</b>	<b>-</b>	<b>-</b>	<b>-</b>
<b>Total Hospital, Medical, MH&amp;SAS</b>	<b>102,094,561</b>	<b>208,734,852</b>	<b>421,050,358</b>
<b>Administration:</b>			
Compensation	-	-	-
Direct and Allocated Admin expenses	-	-	-
Marketing	-	-	-
Interest Expense	-	-	-
Premium Tax Expense	8,073,854	16,157,729	32,920,128
Occupancy, Depreciation, and Amortization	-	-	-
Other Administration - Write-Ins	10,523,426	26,039,428	58,259,574
<b>Total Administration Expenses</b>	<b>18,597,280</b>	<b>42,197,157</b>	<b>91,179,702</b>
<b>Total Expenses</b>	<b>120,691,840</b>	<b>250,932,009</b>	<b>512,230,060</b>
Extraordinary Item	-	-	-
Provision for Income Tax	4,062,710	5,103,178	9,444,334
<b>Net Income (Loss)</b>	<b>15,283,528</b>	<b>19,197,669</b>	<b>28,224,859</b>
<b>Write-Ins for Other Revenues</b>			
Other Revenue - TennCare Bonuses	-	-	-
Other Revenue - ECF Administration Revenue and TennCare Bonuses	468,554	932,071	1,801,174
Other Revenue - Estimated TennCare Health Insurer Reimbursement Fee	-	-	9,835,318
<b>Total Other Revenues</b>	<b>468,554</b>	<b>932,071</b>	<b>11,636,492</b>
<b>Write-Ins for Other Medical and Hospital</b>			
Premium Deficiency Reserve	-	-	-
Other Miscellaneous	(614)	(20,421)	(211,642)
Other Capitated Services	360	78,872	446,309
<b>Total Other Medical and Hospital</b>	<b>(254)</b>	<b>58,451</b>	<b>234,667</b>
<b>Write-Ins for Other MH &amp; SS</b>			
Other Capitated Services	357,335	708,132	1,298,133
Other Miscellaneous	-	-	-
<b>Total Other MH &amp; SS</b>	<b>357,335</b>	<b>708,132</b>	<b>1,298,133</b>
<b>Write-Ins for Other Administration</b>			
Administrative Services Fee	10,488,925	21,276,522	41,871,830
Behavioral Healthcare Services	1,259,848	2,505,822	4,727,946
Other Miscellaneous	(1,225,347)	2,257,083	11,659,798
<b>Total Other Administration</b>	<b>10,523,426</b>	<b>26,039,428</b>	<b>58,259,574</b>

**Note**  
 The pass-through revenue and associated taxes are excluded.  
 Premium taxes reported on accrual basis, please reference the reconciliation of cash to Accrual basis accounting.



Actuarial Certification

Carrier: UnitedHealthcare Plan of the River Valley, Inc.  
Date: July 14, 2021  
Valuation Date: June 30, 2021  
Subject: TennCare Claim Reserve Estimate (IBNR) as of June 30, 2021 – Risk Business – Eastern Tennessee – Long Term Care

I, Kevin P. Donnelly, am Director of Actuarial Services for United HealthCare. I am a member of the American Academy of Actuaries and am qualified to render the actuarial opinion contained herein.

In my opinion, the claim reserve estimate (IBNR) of \$14,151,765 provides good and sufficient provision for all unpaid claim liabilities and was computed in accordance with currently accepted actuarial standards.

Note that, as of June 30, 2021, this block of business had approximately 3,000 members.

A handwritten signature in blue ink, appearing to read 'Kevin P. Donnelly', written over a horizontal line.

Kevin P. Donnelly, FSA, FCAS, MAAA

Director of Actuarial Services, United Healthcare

9800 Health Care Lane, MN006-W009

Minnetonka, MN 55343

(952) 931-5433

E-mail: [Kevin.donnelly@uhc.com](mailto:Kevin.donnelly@uhc.com)





## Actuarial Certification

Carrier: UnitedHealthcare Plan of the River Valley, Inc.  
Date: July 14, 2021  
Valuation Date: June 30, 2021  
Subject: TennCare Claim Reserve Estimate (IBNR) as of June 30, 2021 – Risk Business – Eastern Tennessee – Excluding CHIP and Long Term Care

I, Kevin P. Donnelly, am Director of Actuarial Services for United HealthCare. I am a member of the American Academy of Actuaries and am qualified to render the actuarial opinion contained herein.

In my opinion, the claim reserve estimate (IBNR) of \$51,791,406 provides good and sufficient provision for all unpaid claim liabilities and was computed in accordance with currently accepted actuarial standards.

Note that, as of June 30, 2021, this block of business had approximately 150,300 members.

A handwritten signature in blue ink, appearing to read 'K. P. Donnelly', written over a horizontal line.

Kevin P. Donnelly, FSA, FCAS, MAAA

Director of Actuarial Services, United Healthcare

9800 Health Care Lane, MN006-W009

Minnetonka, MN 55343

(952) 931-5433

E-mail: [Kevin.donnelly@uhc.com](mailto:Kevin.donnelly@uhc.com)



Actuarial Certification

Carrier: UnitedHealthcare Plan of the River Valley, Inc.  
Date: July 14, 2021  
Valuation Date: June 30, 2021  
Subject: TennCare Claim Reserve Estimate (IBNR) as of June 30, 2021 – Risk Business – Middle Tennessee – Long Term Care

I, Kevin P. Donnelly, am Director of Actuarial Services for United HealthCare. I am a member of the American Academy of Actuaries and am qualified to render the actuarial opinion contained herein.

In my opinion, the claim reserve estimate (IBNR) of \$13,684,459 provides good and sufficient provision for all unpaid claim liabilities and was computed in accordance with currently accepted actuarial standards.

Note that, as of June 30, 2021, this block of business had approximately 2,800 members.

A handwritten signature in blue ink, appearing to read 'Kevin P. Donnelly', written over a horizontal line.

Kevin P. Donnelly, FSA, FCAS, MAAA

Director of Actuarial Services, United Healthcare

9800 Health Care Lane, MN006-W009

Minnetonka, MN 55343

(952) 931-5433

E-mail: Kevin.donnelly@uhc.com



Actuarial Certification

Carrier: UnitedHealthcare Plan of the River Valley, Inc.  
Date: July 14, 2021  
Valuation Date: June 30, 2021  
Subject: TennCare Claim Reserve Estimate (IBNR) as of June 30, 2021 – Risk Business – Middle Tennessee – Excluding CHIP and Long Term Care

I, Kevin P. Donnelly, am Director of Actuarial Services for United HealthCare. I am a member of the American Academy of Actuaries and am qualified to render the actuarial opinion contained herein.

In my opinion, the claim reserve estimate (IBNR) of \$62,850,576 provides good and sufficient provision for all unpaid claim liabilities and was computed in accordance with currently accepted actuarial standards.

Note that, as of June 30, 2021, this block of business had approximately 183,600 members.

A handwritten signature in blue ink, appearing to read 'Kevin P. Donnelly', written over a horizontal line.

Kevin P. Donnelly, FSA, FCAS, MAAA

Director of Actuarial Services, United Healthcare

9800 Health Care Lane, MN006-W009

Minnetonka, MN 55343

(952) 931-5433

E-mail: Kevin.donnelly@uhc.com



Actuarial Certification

Carrier: UnitedHealthcare Plan of the River Valley, Inc.  
Date: July 14, 2021  
Valuation Date: June 30, 2021  
Subject: TennCare Claim Reserve Estimate (IBNR) as of June 30, 2021 – Risk Business – Western Tennessee – Long Term Care

I, Kevin P. Donnelly, am Director of Actuarial Services for United HealthCare. I am a member of the American Academy of Actuaries and am qualified to render the actuarial opinion contained herein.

In my opinion, the claim reserve estimate (IBNR) of \$10,794,176 provides good and sufficient provision for all unpaid claim liabilities and was computed in accordance with currently accepted actuarial standards.

Note that, as of June 30, 2021, this block of business had approximately 2,400 members.

A handwritten signature in blue ink, appearing to read 'Kevin P. Donnelly', written over a horizontal line.

Kevin P. Donnelly, FSA, FCAS, MAAA

Director of Actuarial Services, United Healthcare

9800 Health Care Lane, MN006-W009

Minnetonka, MN 55343

(952) 931-5433

E-mail: Kevin.donnelly@uhc.com



Actuarial Certification

Carrier: UnitedHealthcare Plan of the River Valley, Inc.  
Date: July 14, 2021  
Valuation Date: June 30, 2021  
Subject: TennCare Claim Reserve Estimate (IBNR) as of June 30, 2021 – Risk Business – Western Tennessee – Excluding CHIP and Long Term Care

I, Kevin P. Donnelly, am Director of Actuarial Services for United HealthCare. I am a member of the American Academy of Actuaries and am qualified to render the actuarial opinion contained herein.

In my opinion, the claim reserve estimate (IBNR) of \$41,454,941 provides good and sufficient provision for all unpaid claim liabilities and was computed in accordance with currently accepted actuarial standards.

Note that, as of June 30, 2021, this block of business had approximately 131,300 members.

A handwritten signature in blue ink, appearing to read 'Kevin P. Donnelly', written over a horizontal line.

Kevin P. Donnelly, FSA, FCAS, MAAA

Director of Actuarial Services, United Healthcare

9800 Health Care Lane, MN006-W009

Minnetonka, MN 55343

(952) 931-5433

E-mail: Kevin.donnelly@uhc.com



July 14, 2021

STATEMENT OF ACTUARIAL OPINION

Statutory Quarterly Statement of United Healthcare Plan of the River Valley, Inc.

Medicaid Risk Business in Eastern Tennessee, Long Term Care

As of and for the Period Ended June 30, 2021

I, Kevin P. Donnelly, am a Member of the American Academy of Actuaries (Academy) and Director of Actuarial Services for United Healthcare Plan of the River Valley, Inc.'s Medicaid plans. I meet the Academy qualification standards for rendering this statement of actuarial opinion.

This statement is for United Healthcare Plan of the River Valley, Inc.'s Medicaid Long Term Care risk business in Eastern Tennessee, which had approximately 3,000 members in June 30, 2021. This business became effective August 1, 2010.

I have examined the actuarial assumptions and methods used in determining the loss reserves listed below, as prepared for filing with regulatory officials as of June 30, 2021.

I have determined that the appropriate level for claims liability for this block of business is \$14,151,765.

Note that in the annual statement, both Medicaid and non-Medicaid businesses are combined.

My examination included such review of the actuarial assumptions and actuarial methods and of the underlying basic liability records and such tests of the actuarial calculations as I considered necessary.

In my opinion the amounts carried in the balance sheet on account of the actuarial items identified above:


- a) Are computed in accordance with presently accepted actuarial standards consistently applied and are fairly stated in accordance with sound actuarial principles;
- b) Are based on actuarial assumptions which are in accordance with or stronger than those called for in related contract provisions and are appropriate for the purpose for which the statement was prepared;
- c) Meet the requirements of the laws of the State of Tennessee;
- d) Make good and sufficient provision for all unpaid claims and other actuarial liabilities of the organization guaranteed under the terms of its contracts and agreements;

- e) Are computed on the basis of actuarial assumptions and methods consistent in all material respects with those used in computing the corresponding items in the annual statement of the preceding year-end; and
- f) Include provision, in the aggregate, for all actuarial reserves and related statement items which ought to be established.

The actuarial methods, considerations and analyses used in forming my opinion conform to the appropriate Standards of Practice as promulgated from time to time by the Actuarial Standards Board, whose standards form the basis of this statement of opinion.

This statement has been prepared for inclusion with United Healthcare Plan of the River Valley, Inc.'s statutory quarterly statement for filing with regulatory authorities of the State of Tennessee and is intended for no other purpose.

July 14, 2021



Kevin P. Donnelly, FSA, FCAS, MAAA

Director of Actuarial Services, United Healthcare

9800 Health Care Lane, MN006-W009

Minnetonka, MN 55343

(952) 931-5433

E-mail: [Kevin.donnelly@uhc.com](mailto:Kevin.donnelly@uhc.com)



July 14, 2021

## STATEMENT OF ACTUARIAL OPINION

Statutory Quarterly Statement of United Healthcare Plan of the River Valley, Inc.

Medicaid Risk Business in Eastern Tennessee, Excluding LTC and CHIP

As of and for the Period Ended June 30, 2021

I, Kevin P. Donnelly, am a Member of the American Academy of Actuaries (Academy) and Director of Actuarial Services for United Healthcare Plan of the River Valley, Inc.'s Medicaid plans. I meet the Academy qualification standards for rendering this statement of actuarial opinion.

This statement is for United Healthcare Plan of the River Valley, Inc.'s Medicaid risk business in Eastern Tennessee, which had approximately 150,300 members in June 30, 2021. This business became effective July 1, 2009.

I have examined the actuarial assumptions and methods used in determining the loss reserves listed below, as prepared for filing with regulatory officials as of June 30, 2021.

I have determined that the appropriate level for claims liability for this block of business is \$51,791,406.

Note that in the annual statement, both Medicaid and non-Medicaid businesses are combined.

My examination included such review of the actuarial assumptions and actuarial methods and of the underlying basic liability records and such tests of the actuarial calculations as I considered necessary.

In my opinion the amounts carried in the balance sheet on account of the actuarial items identified above:

- a) Are computed in accordance with presently accepted actuarial standards consistently applied and are fairly stated in accordance with sound actuarial principles;
- b) Are based on actuarial assumptions which are in accordance with or stronger than those called for in related contract provisions and are appropriate for the purpose for which the statement was prepared;
- c) Meet the requirements of the laws of the State of Tennessee;
- d) Make good and sufficient provision for all unpaid claims and other actuarial liabilities of the organization guaranteed under the terms of its contracts and agreements;




- e) Are computed on the basis of actuarial assumptions and methods consistent in all material respects with those used in computing the corresponding items in the annual statement of the preceding year-end; and
- f) Include provision, in the aggregate, for all actuarial reserves and related statement items which ought to be established.

The actuarial methods, considerations and analyses used in forming my opinion conform to the appropriate Standards of Practice as promulgated from time to time by the Actuarial Standards Board, whose standards form the basis of this statement of opinion.

This statement has been prepared for inclusion with United Healthcare Plan of the River Valley, Inc.'s statutory quarterly statement for filing with regulatory authorities of the State of Tennessee and is intended for no other purpose.

July 14, 2021



Kevin P. Donnelly, FSA, FCAS, MAAA

Director of Actuarial Services, United Healthcare

9800 Health Care Lane, MN006-W009

Minnetonka, MN 55343

(952) 931-5433

E-mail: [Kevin.donnelly@uhc.com](mailto:Kevin.donnelly@uhc.com)



July 14, 2021

STATEMENT OF ACTUARIAL OPINION

Statutory Quarterly Statement of United Healthcare Plan of the River Valley, Inc.

Medicaid Risk Business in Middle Tennessee, Long Term Care

As of and for the Period Ended June 30, 2021

I, Kevin P. Donnelly, am a Member of the American Academy of Actuaries (Academy) and Director of Actuarial Services for United Healthcare Plan of the River Valley, Inc.'s Medicaid plans. I meet the Academy qualification standards for rendering this statement of actuarial opinion.

This statement is for United Healthcare Plan of the River Valley, Inc.'s Medicaid Long Term Care risk business in Middle Tennessee, which had 2,800 members in June 30, 2021. This business became effective December 1, 2010.

I have examined the actuarial assumptions and methods used in determining the loss reserves listed below, as prepared for filing with regulatory officials as of June 30, 2021.

I have determined that the appropriate level for claims liability for this block of business is \$13,684,459.

Note that in the annual statement, both Medicaid and non-Medicaid businesses are combined.

My examination included such review of the actuarial assumptions and actuarial methods and of the underlying basic liability records and such tests of the actuarial calculations as I considered necessary.

In my opinion the amounts carried in the balance sheet on account of the actuarial items identified above:


- a) Are computed in accordance with presently accepted actuarial standards consistently applied and are fairly stated in accordance with sound actuarial principles;
- b) Are based on actuarial assumptions which are in accordance with or stronger than those called for in related contract provisions and are appropriate for the purpose for which the statement was prepared;
- c) Meet the requirements of the laws of the State of Tennessee;
- d) Make good and sufficient provision for all unpaid claims and other actuarial liabilities of the organization guaranteed under the terms of its contracts and agreements;

- e) Are computed on the basis of actuarial assumptions and methods consistent in all material respects with those used in computing the corresponding items in the annual statement of the preceding year-end; and
- f) Include provision, in the aggregate, for all actuarial reserves and related statement items which ought to be established.

The actuarial methods, considerations and analyses used in forming my opinion conform to the appropriate Standards of Practice as promulgated from time to time by the Actuarial Standards Board, whose standards form the basis of this statement of opinion.

This statement has been prepared for inclusion with United Healthcare Plan of the River Valley, Inc.'s statutory quarterly statement for filing with regulatory authorities of the State of Tennessee and is intended for no other purpose.

July 14, 2021



Kevin P. Donnelly, FSA, FCAS, MAAA

Director of Actuarial Services, United Healthcare

9800 Health Care Lane, MN006-W009

Minnetonka, MN 55343

(952) 931-5433

E-mail: [Kevin.donnelly@uhc.com](mailto:Kevin.donnelly@uhc.com)



July 14, 2021

STATEMENT OF ACTUARIAL OPINION

Statutory Quarterly Statement of United Healthcare Plan of the River Valley, Inc.

Medicaid Risk Business in Middle Tennessee, Excluding LTC and CHIP

As of and for the Period Ended June 30, 2021

I, Kevin P. Donnelly, am a Member of the American Academy of Actuaries (Academy) and Director of Actuarial Services for United Healthcare Plan of the River Valley, Inc.'s Medicaid plans. I meet the Academy qualification standards for rendering this statement of actuarial opinion.

This statement is for United Healthcare Plan of the River Valley, Inc.'s Medicaid risk business in Middle Tennessee, which had approximately 183,600 members in June 30, 2021. This business became effective April 1, 2007.

I have examined the actuarial assumptions and methods used in determining the loss reserves listed below, as prepared for filing with regulatory officials as of June 30, 2021.

I have determined that the appropriate level for claims liability for this block of business is \$62,850,576.

Note that in the annual statement, both Medicaid and non-Medicaid businesses are combined.

My examination included such review of the actuarial assumptions and actuarial methods and of the underlying basic liability records and such tests of the actuarial calculations as I considered necessary.

In my opinion the amounts carried in the balance sheet on account of the actuarial items identified above:

- a) Are computed in accordance with presently accepted actuarial standards consistently applied and are fairly stated in accordance with sound actuarial principles;
- b) Are based on actuarial assumptions which are in accordance with or stronger than those called for in related contract provisions and are appropriate for the purpose for which the statement was prepared;
- c) Meet the requirements of the laws of the State of Tennessee;
- d) Make good and sufficient provision for all unpaid claims and other actuarial liabilities of the organization guaranteed under the terms of its contracts and agreements;

- e) Are computed on the basis of actuarial assumptions and methods consistent in all material respects with those used in computing the corresponding items in the annual statement of the preceding year-end; and
- f) Include provision, in the aggregate, for all actuarial reserves and related statement items which ought to be established.

The actuarial methods, considerations and analyses used in forming my opinion conform to the appropriate Standards of Practice as promulgated from time to time by the Actuarial Standards Board, whose standards form the basis of this statement of opinion.

This statement has been prepared for inclusion with United Healthcare Plan of the River Valley, Inc.'s statutory quarterly statement for filing with regulatory authorities of the State of Tennessee and is intended for no other purpose.

July 14, 2021



Kevin P. Donnelly, FSA, FCAS, MAAA

Director of Actuarial Services, United Healthcare

9800 Health Care Lane, MN006-W009

Minnetonka, MN 55343

(952) 931-5433

E-mail: [Kevin.donnelly@uhc.com](mailto:Kevin.donnelly@uhc.com)



July 14, 2021

## STATEMENT OF ACTUARIAL OPINION

Statutory Quarterly Statement of United Healthcare Plan of the River Valley, Inc.

Medicaid Risk Business in Western Tennessee, Long Term Care

As of and for the Period Ended June 30, 2021

I, Kevin P. Donnelly, am a Member of the American Academy of Actuaries (Academy) and Director of Actuarial Services for United Healthcare Plan of the River Valley, Inc.'s Medicaid plans. I meet the Academy qualification standards for rendering this statement of actuarial opinion.

This statement is for United Healthcare Plan of the River Valley, Inc.'s Medicaid Long Term Care risk business in Western Tennessee, which had approximately 2,400 members in June 30, 2021. This business became effective August 1, 2010.

I have examined the actuarial assumptions and methods used in determining the loss reserves listed below, as prepared for filing with regulatory officials as of June 30, 2021.

I have determined that the appropriate level for claims liability for this block of business is \$10,794,176.

Note that in the annual statement, both Medicaid and non-Medicaid businesses are combined.

My examination included such review of the actuarial assumptions and actuarial methods and of the underlying basic liability records and such tests of the actuarial calculations as I considered necessary.

In my opinion the amounts carried in the balance sheet on account of the actuarial items identified above:

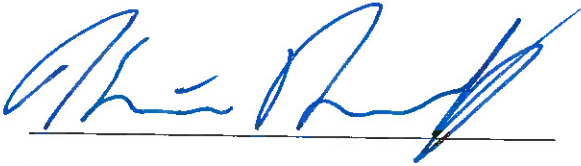
- a) Are computed in accordance with presently accepted actuarial standards consistently applied and are fairly stated in accordance with sound actuarial principles;
- b) Are based on actuarial assumptions which are in accordance with or stronger than those called for in related contract provisions and are appropriate for the purpose for which the statement was prepared;
- c) Meet the requirements of the laws of the State of Tennessee;
- d) Make good and sufficient provision for all unpaid claims and other actuarial liabilities of the organization guaranteed under the terms of its contracts and agreements;

- e) Are computed on the basis of actuarial assumptions and methods consistent in all material respects with those used in computing the corresponding items in the annual statement of the preceding year-end; and
- f) Include provision, in the aggregate, for all actuarial reserves and related statement items which ought to be established.

The actuarial methods, considerations and analyses used in forming my opinion conform to the appropriate Standards of Practice as promulgated from time to time by the Actuarial Standards Board, whose standards form the basis of this statement of opinion.

This statement has been prepared for inclusion with United Healthcare Plan of the River Valley, Inc.'s statutory quarterly statement for filing with regulatory authorities of the State of Tennessee and is intended for no other purpose.

July 14, 2021



Kevin P. Donnelly, FSA, FCAS, MAAA

Director of Actuarial Services, United Healthcare

9800 Health Care Lane, MN006-W009

Minnetonka, MN 55343

(952) 931-5433

E-mail: [Kevin.donnelly@uhc.com](mailto:Kevin.donnelly@uhc.com)



July 14, 2021

## STATEMENT OF ACTUARIAL OPINION

Statutory Quarterly Statement of United Healthcare Plan of the River Valley, Inc.

Medicaid Risk Business in Western Tennessee, Excluding LTC and CHP

As of and for the Period Ended June 30, 2021

I, Kevin P. Donnelly, am a Member of the American Academy of Actuaries (Academy) and Director of Actuarial Services for United Healthcare Plan of the River Valley, Inc.'s Medicaid plans. I meet the Academy qualification standards for rendering this statement of actuarial opinion.

This statement is for United Healthcare Plan of the River Valley, Inc.'s Medicaid risk business in Western Tennessee, which had approximately 131,300 members in June 30, 2021. This business became effective December 1, 2008.

I have examined the actuarial assumptions and methods used in determining the loss reserves listed below, as prepared for filing with regulatory officials as of June 30, 2021.

I have determined that the appropriate level for claims liability for this block of business is \$41,454,941.

Note that in the annual statement, both Medicaid and non-Medicaid businesses are combined.

My examination included such review of the actuarial assumptions and actuarial methods and of the underlying basic liability records and such tests of the actuarial calculations as I considered necessary.

In my opinion the amounts carried in the balance sheet on account of the actuarial items identified above:

- a) Are computed in accordance with presently accepted actuarial standards consistently applied and are fairly stated in accordance with sound actuarial principles;
- b) Are based on actuarial assumptions which are in accordance with or stronger than those called for in related contract provisions and are appropriate for the purpose for which the statement was prepared;
- c) Meet the requirements of the laws of the State of Tennessee;
- d) Make good and sufficient provision for all unpaid claims and other actuarial liabilities of the organization guaranteed under the terms of its contracts and agreements;



- e) Are computed on the basis of actuarial assumptions and methods consistent in all material respects with those used in computing the corresponding items in the annual statement of the preceding year-end; and
- f) Include provision, in the aggregate, for all actuarial reserves and related statement items which ought to be established.

The actuarial methods, considerations and analyses used in forming my opinion conform to the appropriate Standards of Practice as promulgated from time to time by the Actuarial Standards Board, whose standards form the basis of this statement of opinion.

This statement has been prepared for inclusion with United Healthcare Plan of the River Valley, Inc.'s statutory quarterly statement for filing with regulatory authorities of the State of Tennessee and is intended for no other purpose.

July 14, 2021



Kevin P. Donnelly, FSA, FCAS, MAAA

Director of Actuarial Services, United Healthcare

9800 Health Care Lane, MN006-W009

Minnetonka, MN 55343

(952) 931-5433

E-mail: [Kevin.donnelly@uhc.com](mailto:Kevin.donnelly@uhc.com)



Actuarial Certification

Carrier: UnitedHealthcare Plan of the River Valley, Inc.  
Date: July 14, 2021  
Valuation Date: June 30, 2021  
Subject: TennCare Claim Reserve Estimate (IBNR) as of June 30, 2021 – Risk Business – Eastern Tennessee – CHIP

I, Kevin P. Donnelly, am Director of Actuarial Services for United HealthCare. I am a member of the American Academy of Actuaries and am qualified to render the actuarial opinion contained herein.

In my opinion, the claim reserve estimate (IBNR) of \$678,822 provides good and sufficient provision for all unpaid claim liabilities and was computed in accordance with currently accepted actuarial standards.

Note that, as of June 30, 2021, this block of business had approximately 4,300 members.

A handwritten signature in blue ink, appearing to read 'Kevin P. Donnelly', written over a horizontal line.

Kevin P. Donnelly, FSA, FCAS, MAAA

Director of Actuarial Services, United Healthcare

9800 Health Care Lane, MN006-W009

Minnetonka, MN 55343

(952) 931-5433

E-mail: Kevin.donnelly@uhc.com



Actuarial Certification

Carrier: UnitedHealthcare Plan of the River Valley, Inc.  
Date: July 14, 2021  
Valuation Date: June 30, 2021  
Subject: TennCare Claim Reserve Estimate (IBNR) as of June 30, 2021 – Risk Business – Middle Tennessee – CHIP

I, Kevin P. Donnelly, am Director of Actuarial Services for United HealthCare. I am a member of the American Academy of Actuaries and am qualified to render the actuarial opinion contained herein.

In my opinion, the claim reserve estimate (IBNR) of \$1,197,287 provides good and sufficient provision for all unpaid claim liabilities and was computed in accordance with currently accepted actuarial standards.

Note that, as of June 30, 2021, this block of business had approximately 6,600 members.

A handwritten signature in blue ink, appearing to read 'Kevin P. Donnelly', written over a horizontal line.

Kevin P. Donnelly, FSA, FCAS, MAAA  
Director of Actuarial Services, United Healthcare  
9800 Health Care Lane, MN006-W009  
Minnetonka, MN 55343  
(952) 931-5433  
E-mail: [Kevin.donnelly@uhc.com](mailto:Kevin.donnelly@uhc.com)



Actuarial Certification

Carrier: UnitedHealthcare Plan of the River Valley, Inc.  
Date: July 14, 2021  
Valuation Date: June 30, 2021  
Subject: TennCare Claim Reserve Estimate (IBNR) as of June 30, 2021 – Risk Business – Western Tennessee – CHIP

I, Kevin P. Donnelly, am Director of Actuarial Services for United HealthCare. I am a member of the American Academy of Actuaries and am qualified to render the actuarial opinion contained herein.

In my opinion, the claim reserve estimate (IBNR) of \$391,410 provides good and sufficient provision for all unpaid claim liabilities and was computed in accordance with currently accepted actuarial standards.

Note that, as of June 30, 2021, this block of business had approximately 2,600 members.

A handwritten signature in blue ink, appearing to read 'Kevin P. Donnelly', written over a horizontal line.

Kevin P. Donnelly, FSA, FCAS, MAAA  
Director of Actuarial Services, United Healthcare  
9800 Health Care Lane, MN006-W009  
Minnetonka, MN 55343  
(952) 931-5433  
E-mail: [Kevin.donnelly@uhc.com](mailto:Kevin.donnelly@uhc.com)



July 14, 2021

## STATEMENT OF ACTUARIAL OPINION

Statutory Quarterly Statement of United Healthcare Plan of the River Valley, Inc.

Medicaid Risk Business (CHIP) in Eastern Tennessee

As of and for the Period Ended June 30, 2021

I, Kevin P. Donnelly, am a Member of the American Academy of Actuaries (Academy) and Director of Actuarial Services for United Healthcare Plan of the River Valley, Inc.'s Medicaid plans. I meet the Academy qualification standards for rendering this statement of actuarial opinion.

This statement is for United Healthcare Plan of the River Valley, Inc.'s Medicaid risk business in Eastern Tennessee (CHIP), which had approximately 4,300 members in June 30, 2021. This business became effective January 1, 2021.

I have examined the actuarial assumptions and methods used in determining the loss reserves listed below, as prepared for filing with regulatory officials as of June 30, 2021.

I have determined that the appropriate level for claims liability for this block of business is \$678,822.

Note that in the annual statement, both Medicaid and non-Medicaid businesses are combined.

My examination included such review of the actuarial assumptions and actuarial methods and of the underlying basic liability records and such tests of the actuarial calculations as I considered necessary.

In my opinion the amounts carried in the balance sheet on account of the actuarial items identified above:


- a) Are computed in accordance with presently accepted actuarial standards consistently applied and are fairly stated in accordance with sound actuarial principles;
- b) Are based on actuarial assumptions which are in accordance with or stronger than those called for in related contract provisions and are appropriate for the purpose for which the statement was prepared;
- c) Meet the requirements of the laws of the State of Tennessee;
- d) Make good and sufficient provision for all unpaid claims and other actuarial liabilities of the organization guaranteed under the terms of its contracts and agreements;

- e) Are computed on the basis of actuarial assumptions and methods consistent in all material respects with those used in computing the corresponding items in the annual statement of the preceding year-end; and
- f) Include provision, in the aggregate, for all actuarial reserves and related statement items which ought to be established.

The actuarial methods, considerations and analyses used in forming my opinion conform to the appropriate Standards of Practice as promulgated from time to time by the Actuarial Standards Board, whose standards form the basis of this statement of opinion.

This statement has been prepared for inclusion with United Healthcare Plan of the River Valley, Inc.'s statutory quarterly statement for filing with regulatory authorities of the State of Tennessee and is intended for no other purpose.

July 14, 2021



Kevin P. Donnelly, FSA, FCAS, MAAA

Director of Actuarial Services, United Healthcare

9800 Health Care Lane, MN006-W009

Minnetonka, MN 55343

(952) 931-5433

E-mail: [Kevin.donnelly@uhc.com](mailto:Kevin.donnelly@uhc.com)



July 14, 2021

STATEMENT OF ACTUARIAL OPINION

Statutory Quarterly Statement of United Healthcare Plan of the River Valley, Inc.

Medicaid Risk Business (CHIP) in Middle Tennessee

As of and for the Period Ended June 30, 2021

I, Kevin P. Donnelly, am a Member of the American Academy of Actuaries (Academy) and Director of Actuarial Services for United Healthcare Plan of the River Valley, Inc.'s Medicaid plans. I meet the Academy qualification standards for rendering this statement of actuarial opinion.

This statement is for United Healthcare Plan of the River Valley, Inc.'s Medicaid Long Term Care risk business in Middle Tennessee (CHIP), which had approximately 6,600 members in June 30, 2021. This business became effective January 1, 2021.

I have examined the actuarial assumptions and methods used in determining the loss reserves listed below, as prepared for filing with regulatory officials as of June 30, 2021.

I have determined that the appropriate level for claims liability for this block of business is \$1,197,287.

Note that in the annual statement, both Medicaid and non-Medicaid businesses are combined.

My examination included such review of the actuarial assumptions and actuarial methods and of the underlying basic liability records and such tests of the actuarial calculations as I considered necessary.

In my opinion the amounts carried in the balance sheet on account of the actuarial items identified above:


- a) Are computed in accordance with presently accepted actuarial standards consistently applied and are fairly stated in accordance with sound actuarial principles;
- b) Are based on actuarial assumptions which are in accordance with or stronger than those called for in related contract provisions and are appropriate for the purpose for which the statement was prepared;
- c) Meet the requirements of the laws of the State of Tennessee;
- d) Make good and sufficient provision for all unpaid claims and other actuarial liabilities of the organization guaranteed under the terms of its contracts and agreements;

- e) Are computed on the basis of actuarial assumptions and methods consistent in all material respects with those used in computing the corresponding items in the annual statement of the preceding year-end; and
- f) Include provision, in the aggregate, for all actuarial reserves and related statement items which ought to be established.

The actuarial methods, considerations and analyses used in forming my opinion conform to the appropriate Standards of Practice as promulgated from time to time by the Actuarial Standards Board, whose standards form the basis of this statement of opinion.

This statement has been prepared for inclusion with United Healthcare Plan of the River Valley, Inc.'s statutory quarterly statement for filing with regulatory authorities of the State of Tennessee and is intended for no other purpose.

July 14, 2021



---

Kevin P. Donnelly, FSA, FCAS, MAAA

Director of Actuarial Services, United Healthcare

9800 Health Care Lane, MN006-W009

Minnetonka, MN 55343

(952) 931-5433

E-mail: [Kevin.donnelly@uhc.com](mailto:Kevin.donnelly@uhc.com)





July 14, 2021

## STATEMENT OF ACTUARIAL OPINION

Statutory Quarterly Statement of United Healthcare Plan of the River Valley, Inc.

Medicaid Risk Business (CHIP) in Western Tennessee

As of and for the Period Ended June 30, 2021

I, Kevin P. Donnelly, am a Member of the American Academy of Actuaries (Academy) and Director of Actuarial Services for United Healthcare Plan of the River Valley, Inc.'s Medicaid plans. I meet the Academy qualification standards for rendering this statement of actuarial opinion.

This statement is for United Healthcare Plan of the River Valley, Inc.'s Medicaid risk business in Western Tennessee (CHIP), which had approximately 2,600 members in June 30, 2021. This business became effective January 1, 2021.

I have examined the actuarial assumptions and methods used in determining the loss reserves listed below, as prepared for filing with regulatory officials as of June 30, 2021.

I have determined that the appropriate level for claims liability for this block of business is \$391,410.

Note that in the annual statement, both Medicaid and non-Medicaid businesses are combined.

My examination included such review of the actuarial assumptions and actuarial methods and of the underlying basic liability records and such tests of the actuarial calculations as I considered necessary.

In my opinion the amounts carried in the balance sheet on account of the actuarial items identified above:


- a) Are computed in accordance with presently accepted actuarial standards consistently applied and are fairly stated in accordance with sound actuarial principles;
- b) Are based on actuarial assumptions which are in accordance with or stronger than those called for in related contract provisions and are appropriate for the purpose for which the statement was prepared;
- c) Meet the requirements of the laws of the State of Tennessee;
- d) Make good and sufficient provision for all unpaid claims and other actuarial liabilities of the organization guaranteed under the terms of its contracts and agreements;

- e) Are computed on the basis of actuarial assumptions and methods consistent in all material respects with those used in computing the corresponding items in the annual statement of the preceding year-end; and
- f) Include provision, in the aggregate, for all actuarial reserves and related statement items which ought to be established.

The actuarial methods, considerations and analyses used in forming my opinion conform to the appropriate Standards of Practice as promulgated from time to time by the Actuarial Standards Board, whose standards form the basis of this statement of opinion.

This statement has been prepared for inclusion with United Healthcare Plan of the River Valley, Inc.'s statutory quarterly statement for filing with regulatory authorities of the State of Tennessee and is intended for no other purpose.

July 14, 2021



Kevin P. Donnelly, FSA, FCAS, MAAA

Director of Actuarial Services, United Healthcare

9800 Health Care Lane, MN006-W009

Minnetonka, MN 55343

(952) 931-5433

E-mail: [Kevin.donnelly@uhc.com](mailto:Kevin.donnelly@uhc.com)

**UHC Plan of the River Valley  
Reconciliation of Cash to Accrual Basis Accounting  
As of June 30, 2021**

	<u>Middle</u>	<u>East</u>	<u>West</u>	<u>Consolidated</u>	<u>Key</u>
Cash received per premium tax reconciliation	417,983,499.27	351,091,578.01	271,161,739.61	1,040,236,816.88	
Change in accruals	(19,573,507.21)	(8,825,645.22)	(7,095,984.80)	(35,495,137.23)	a
FIN360 Timing Difference	17,484.95	(614,881.64)	(11,801.75)	(609,198.44)	b
TennCare Prepaid 2021 Premiums	75,761,715.04	65,025,552.28	52,930,820.97	193,718,088.29	c
Pass Thru Payments	(62,337,893.16)	(47,755,389.85)	(24,727,463.49)	(134,820,746.50)	d
Recoupments Pass Thru	17,422.95	34,140.42	74,670.88	126,234.25	e
Change in withhold	139,473.93	131,383.08	71,484.31	342,341.32	f
ECF ASO Fee, claims and premium tax billing	(2,421,334.97)	(2,105,448.88)	(1,262,191.34)	(5,788,975.18)	g
Liquid Damages	(14,100.00)	(1,100.00)	(1,500.00)	(16,700.00)	h
COVID Medical Expense Reimbursement	(23,020,541.24)	(17,773,805.44)	(15,597,730.49)	(56,392,077.17)	i
Regional Variance	0.01	0.01		0.02	
Accrual basis	<u>386,552,219.57</u>	<u>339,206,382.77</u>	<u>275,542,043.90</u>	<u>1,001,300,646.24</u>	

a Consistent with NAIC guidelines, UPRV records premiums on an accrual basis of accounting. The \$35M decrease in accruals is driven by \$8.8M MWOS; RAR \$18.1M and Retro \$8.4M.

b A change was made on how revenue is recorded that results in a timing difference. Prior to Sept 2017, revenue was recorded based on remittances. Effective September 2017, revenue is recorded based on the eligibility file. The variance between the files results in a timing difference between the funding received from TennCare versus the revenue recorded by UHC.

c TennCare prepaid premiums for 2021

d Pass thru capitation based payments from TennCare for all 11 Pass Thru Programs: Health Links (HL); Emergency Medical Services( EMS), Health Directed Payment (HDP), Patient Centered Medical Home (PCMH), Patient Centered Medical Home Outcome, Physician (Phy); Medical Therapy Management (MTM), Home Community Based Services (HCBS); Nursing Facility COVID19 (NF); Behavior Health (BH) and Primary Care Provider (PCP).

e TennCare recoupments for Pass Thru programs

f Change in withholding comparing Dec 2020 to June 2021

g ECF Pass thru items for Premium Tax and Claims are not booked as revenue

h Liquid damages have been reclassified from SG&A expense to reduction in reveune. Request made by UHC Regulatory.

i COVID 19 Medical expense reimbursement from TennCare.

<b>Accrual change is calculated as follows:</b>	<u>Middle</u>	<u>East</u>	<u>West</u>	<u>Consolidated</u>
Reversal of Dec 2020 Accrued MWOS	5,124,282.75	5,462,180.00	4,418,239.52	15,004,702.27
Reversal of Dec 2020 Accrued RAR	(10,464,633.35)	2,730,381.50	5,590,907.32	(2,143,344.53)
Reversal of Dec 2020 Accrued Retro	(4,585,968.05)	(3,261,128.73)	(3,304,053.51)	(11,151,150.29)
Mar 2021 Accrued MWOS	(8,079,250.75)	(8,793,734.23)	(6,994,768.92)	(23,867,753.90)
Mar 2021 Accrued RAR	(2,626,466.90)	(5,839,480.46)	(7,539,453.57)	(16,005,400.93)
Mar 2021 Accrued Retro	1,058,529.09	876,136.70	733,144.36	2,667,810.15
<b>Total change in accrual</b>	<u>(19,573,507.21)</u>	<u>(8,825,645.22)</u>	<u>(7,095,984.80)</u>	<u>(35,495,137.23)</u>

MWOS	(8,863,051.63)	Decrease
RAR	(18,148,745.46)	Decrease
Retro	(8,483,340.14)	Decrease
2020 Rate Change	-	Decrease
	<u>(35,495,137.23)</u>	Decrease

**UnitedHealthcare Plan of the River Valley, Inc.  
TennCare Subsequent Collections Schedule  
As of June 30, 2021**

**12/31/2020 AR balance by component**

	12/31/2019	Medicaid	LTC	Total
GL Accrual for withholding	55600-03000-11027	3,539,069.89	1,177,913	4,716,983
GL Accrual for rate change	55600-03000-11070	-	-	-
GL Accrual for future retroactive premium	55600-03000-11070	10,462,796	688,355	11,151,150
GL Accrual for Risk Adjusted Rate	55600-03000-21297	9,857,988	(7,714,643)	2,143,345
GL Accrual for Members without Service (Choices)	55600-03000-21297	1,043,661	(16,048,364)	(15,004,702)
GL balance 12/31/2020		<u>24,903,515</u>	<u>(21,896,739)</u>	<u>3,006,776</u>

	Prior Medicaid withhold paid	Prior LTC withhold paid	Medicaid Withhold on CY Cash Received for PY IDB Dates	LTC Withhold on CY Cash Received for PY IDB Dates	Medicaid Cash Received for PY IDB Dates	LTC Cash Received for PY IDB Dates	Total Cash Received for PY IDB Dates (includes W/H & Recoupments)	Medicaid (including W/H and excluding Recoupments)	LTC (excluding Recoupments)	Total Medicaid & LTC Cash Received for PY IDB Dates
2021 Cash receipts related to 2020 service dates										
Jan-21	-	-	58,065	(29,727)	(1,718,618)	1,194,473	(495,807)	(1,660,553)	1,164,746	(495,807)
Feb-21	(58,065)	29,727	88,627	(20,821)	(3,047,062)	831,285	(2,176,309)	(3,016,500)	840,191	(2,176,309)
Mar-21	(88,627)	20,821	54,890	3,290	(1,899,049)	(120,002)	(2,028,677)	(1,932,786)	(95,891)	(2,028,677)
Apr-21	(54,890)	(3,290)	50,780	7,638	(1,735,440)	(296,562)	(2,031,764)	(1,739,550)	(292,214)	(2,031,764)
May-21	(50,780)	(7,638)	(528,614)	(419,123)	17,790,684	16,026,555	32,811,084	17,211,290	15,599,794	32,811,084
Jun-21	528,614	419,123	47,860	(708)	(1,741,315)	27,726	3,067,092	(1,164,841)	446,141	(718,700)
2021 Cash receipts related to 2020 service dates	<u>276,251</u>	<u>458,744</u>	<u>(228,391)</u>	<u>(459,452)</u>	<u>7,649,200</u>	<u>17,663,476</u>	<u>29,145,619</u>	<u>7,697,060</u>	<u>17,662,768</u>	<u>25,359,827</u>

**Retroactive Revenue Accrual Summary**  
**June-21**

Total												
IDB	Mid TN - TANF		Mid TN - LTC		West TN - TANF		West TN - LTC		East TN - TANF		East TN - LTC	
	Mbrs	Rev	Mbrs	Rev	Mbrs	Rev	Mbrs	Rev	Mbrs	Rev	Mbrs	Rev
Jan-21	152	122,248.31	0	(1,173.02)	102	89,015.32	1	4,591.39	131	97,475.60	1	1,902.49
Feb-21	332	261,844.92	0	(323.24)	220	188,587.41	4	17,969.56	283	206,824.59	3	7,198.07
Mar-21	539	431,843.43	2	10,033.08	356	307,436.03	7	44,082.52	457	336,388.79	7	32,602.29
Apr-21	802	635,325.17	4	29,243.74	522	442,640.82	12	78,521.51	672	491,749.43	14	78,819.79
May-21	1,344	963,128.56	(15)	(56,603.61)	836	639,004.85	2	44,067.30	1,075	741,354.44	(0)	23,038.79
Jun-21	1,927	1,185,447.65	(28)	(126,918.56)	1,194	744,661.06	(9)	(11,516.70)	1,455	899,922.13	(9)	(23,785.43)
<b>Total</b>	<b>5,096</b>	<b>3,599,838.04</b>	<b>(36)</b>	<b>(145,741.61)</b>	<b>3,229</b>	<b>2,411,345.49</b>	<b>17</b>	<b>177,715.58</b>	<b>4,072</b>	<b>2,773,714.98</b>	<b>15</b>	<b>119,776.00</b>
Prior Month	4,868	3,469,079.16	(22)	(75,257.63)	3,246	2,348,105.29	25	233,290.61	3,852	2,663,227.85	27	193,753.78
Change from Prior Month	228	130,758.88	(14)	(70,483.98)	(16)	63,240.20	(9)	(55,575.03)	220	110,487.13	(12)	(73,977.78)