

ANNUAL STATEMENT

OF THE

UnitedHealthcare Plan of the River Valley, Inc.

TO THE

Insurance Department

OF THE

STATE OF

Tennessee

FOR THE YEAR ENDED
DECEMBER 31, 2020

HEALTH

2020



HEALTH ANNUAL STATEMENT

FOR THE YEAR ENDED DECEMBER 31, 2020
OF THE CONDITION AND AFFAIRS OF THE

UnitedHealthcare Plan of the River Valley, Inc.

NAIC Group Code 0707 0707 NAIC Company Code 95378 Employer's ID Number 36-3379945
(Current) (Prior)

Organized under the Laws of Illinois, State of Domicile or Port of Entry IL

Country of Domicile United States of America

Licensed as business type: Health Maintenance Organization

Is HMO Federally Qualified? Yes [] No [X]

Incorporated/Organized 08/05/1985 Commenced Business 12/19/1985

Statutory Home Office 1 KONE Court, 101 17th Street, Suite 301, Moline, IL, US 61265
(Street and Number) (City or Town, State, Country and Zip Code)

Main Administrative Office 1 KONE Court, 101 17th Street, Suite 301
(Street and Number)
Moline, IL, US 61265, 309-736-4600
(City or Town, State, Country and Zip Code) (Area Code) (Telephone Number)

Mail Address 9800 Health Care Lane, MN006-W500, Minnetonka, MN, US 55343
(Street and Number or P.O. Box) (City or Town, State, Country and Zip Code)

Primary Location of Books and Records 1 KONE Court, 101 17th Street, Suite 301
(Street and Number)
Moline, IL, US 61265, 309-736-4600
(City or Town, State, Country and Zip Code) (Area Code) (Telephone Number)

Internet Website Address UHCRiverValley.com

Statutory Statement Contact Lisa A. Miller, +1(952) 202-4741
(Name) (Area Code) (Telephone Number)
lisa_a_miller@uhc.com, 952-931-4651
(E-mail Address) (FAX Number)

OFFICERS

Secretary Heather Anastasia Lang Chief Financial Officer James Wesley Kelly
 Treasurer Peter Marshall Gill

OTHER

Robert Andersen Broomfield, President Commercial Nyle Brent Cottingham, Vice President Keith Christopher Payet, President Medicaid Division
Jessica Leigh Zuba, Assistant Secretary

DIRECTORS OR TRUSTEES

William Kenneth Appelgate Ph.D. Robert Andersen Broomfield James Edward Hecker
Brendan Paul Hostetter James Wesley Kelly Keith Christopher Payet
Cathie Sue Whiteside Scott Edward Williams



State of Kansas State of Minnesota State of _____
 County of Johnson County of Denver County of _____

The officers of this reporting entity being duly sworn, each depose and say that they are the described officers of said reporting entity, and that on the reporting period stated above, all of the herein described assets were the absolute property of the said reporting entity, free and clear from any liens or claims thereon, except as herein stated, and that this statement, together with related exhibits, schedules and explanations therein contained, annexed or referred to, is a full and true statement of all the assets and liabilities and of the condition and affairs of the said reporting entity as of the reporting period stated above, and of its income and deductions therefrom for the period ended, and have been completed in accordance with the NAIC Annual Statement Instructions and Accounting Practices and Procedures manual except to the extent that: (1) state law may differ; or, (2) that state rules or regulations require differences in reporting not related to accounting practices and procedures, according to the best of their information, knowledge and belief, respectively. Furthermore, the scope of this attestation by the described officers also includes the related corresponding electronic filing with the NAIC, when required, that is an exact copy (except for formatting differences due to electronic filing) of the enclosed statement. The electronic filing may be requested by various regulators in lieu of or in addition to the enclosed statement.

[Signature] [Signature] [Signature]
 Robert Andersen Broomfield Heather Anastasia Lang James Wesley Kelly
 President Commercial Secretary Chief Financial Officer

Subscribed and sworn to before me this 28 day of January 2021
[Signature]
 Subscribed and sworn to before me this 21 day of Jan 2021
[Signature]
 Subscribed and sworn to before me this _____ day of _____

- a. Is this an original filing?..... Yes [X] No []
 b. If no,
 1. State the amendment number.....
 2. Date filed.....
 3. Number of pages attached.....



ASSETS

	Current Year			Prior Year
	1 Assets	2 Nonadmitted Assets	3 Net Admitted Assets (Cols. 1 - 2)	4 Net Admitted Assets
1. Bonds (Schedule D)	683,036,957	0	683,036,957	630,872,476
2. Stocks (Schedule D):				
2.1 Preferred stocks	0	0	0	0
2.2 Common stocks	0	0	0	0
3. Mortgage loans on real estate (Schedule B):				
3.1 First liens	0	0	0	0
3.2 Other than first liens	0	0	0	0
4. Real estate (Schedule A):				
4.1 Properties occupied by the company (less \$0 encumbrances)	0	0	0	0
4.2 Properties held for the production of income (less \$0 encumbrances)	0	0	0	0
4.3 Properties held for sale (less \$0 encumbrances)	0	0	0	0
5. Cash (\$187,843,676 , Schedule E - Part 1), cash equivalents (\$182,863,183 , Schedule E - Part 2) and short-term investments (\$36,222,804 , Schedule DA)	406,929,662	0	406,929,662	106,383,603
6. Contract loans, (including \$0 premium notes)	0	0	0	0
7. Derivatives (Schedule DB)	0	0	0	0
8. Other invested assets (Schedule BA)	7,838,898	0	7,838,898	9,924,596
9. Receivables for securities	0	0	0	0
10. Securities lending reinvested collateral assets (Schedule DL)	0	0	0	0
11. Aggregate write-ins for invested assets	0	0	0	0
12. Subtotals, cash and invested assets (Lines 1 to 11)	1,097,805,517	0	1,097,805,517	747,180,675
13. Title plants less \$0 charged off (for Title insurers only)	0	0	0	0
14. Investment income due and accrued	5,103,968	0	5,103,968	4,595,536
15. Premiums and considerations:				
15.1 Uncollected premiums and agents' balances in the course of collection	51,801,311	74,199	51,727,112	111,441,801
15.2 Deferred premiums and agents' balances and installments booked but deferred and not yet due (including \$0 earned but unbilled premiums)	0	0	0	0
15.3 Accrued retrospective premiums (\$1,296,081) and contracts subject to redetermination (\$69,821,289)	68,307,414	0	68,307,414	153,618,375
16. Reinsurance:				
16.1 Amounts recoverable from reinsurers	0	0	0	0
16.2 Funds held by or deposited with reinsured companies	0	0	0	0
16.3 Other amounts receivable under reinsurance contracts	0	0	0	0
17. Amounts receivable relating to uninsured plans	57,049,337	0	57,049,337	33,999,023
18.1 Current federal and foreign income tax recoverable and interest thereon	7,442,168	0	7,442,168	0
18.2 Net deferred tax asset	14,609,870	224,700	14,385,170	9,128,402
19. Guaranty funds receivable or on deposit	278,472	0	278,472	298,604
20. Electronic data processing equipment and software	0	0	0	0
21. Furniture and equipment, including health care delivery assets (\$0)	0	0	0	0
22. Net adjustment in assets and liabilities due to foreign exchange rates	0	0	0	0
23. Receivables from parent, subsidiaries and affiliates	156,224	156,224	0	0
24. Health care (\$52,038,546) and other amounts receivable	72,874,081	20,835,535	52,038,546	49,958,314
25. Aggregate write-ins for other than invested assets	20,030,022	8,415	20,021,607	0
26. Total assets excluding Separate Accounts, Segregated Accounts and Protected Cell Accounts (Lines 12 to 25)	1,395,458,384	21,299,073	1,374,159,311	1,110,220,730
27. From Separate Accounts, Segregated Accounts and Protected Cell Accounts	0	0	0	0
28. Total (Lines 26 and 27)	1,395,458,384	21,299,073	1,374,159,311	1,110,220,730
DETAILS OF WRITE-INS				
1101.				
1102.				
1103.				
1198. Summary of remaining write-ins for Line 11 from overflow page	0	0	0	0
1199. Totals (Lines 1101 thru 1103 plus 1198)(Line 11 above)	0	0	0	0
2501. Note Receivable	20,000,000	0	20,000,000	0
2502. Prepaid Premium Taxes	10,576	0	10,576	0
2503. Taxes Receivable - State	9,943	0	9,943	0
2598. Summary of remaining write-ins for Line 25 from overflow page	9,503	8,415	1,088	0
2599. Totals (Lines 2501 thru 2503 plus 2598)(Line 25 above)	20,030,022	8,415	20,021,607	0

LIABILITIES, CAPITAL AND SURPLUS

	Current Year			Prior Year
	1 Covered	2 Uncovered	3 Total	4 Total
1. Claims unpaid (less \$0 reinsurance ceded).....	292,702,370	0	292,702,370	300,477,322
2. Accrued medical incentive pool and bonus amounts.....	7,406,134	0	7,406,134	9,171,225
3. Unpaid claims adjustment expenses.....	3,104,209	0	3,104,209	3,266,502
4. Aggregate health policy reserves, including the liability of \$40,241,749 for medical loss ratio rebate per the Public Health Service Act.....	100,791,779	0	100,791,779	35,964,879
5. Aggregate life policy reserves.....	0	0	0	0
6. Property/casualty unearned premium reserves.....	0	0	0	0
7. Aggregate health claim reserves.....	900,495	0	900,495	853,993
8. Premiums received in advance.....	196,222,194	0	196,222,194	2,701,109
9. General expenses due or accrued.....	46,302,565	0	46,302,565	46,044,488
10.1 Current federal and foreign income tax payable and interest thereon (including \$0 on realized capital gains (losses)).....	0	0	0	23,605,972
10.2 Net deferred tax liability.....	0	0	0	0
11. Ceded reinsurance premiums payable.....	257,620	0	257,620	328,948
12. Amounts withheld or retained for the account of others.....	51,150	0	51,150	46,534
13. Remittances and items not allocated.....	3,341	0	3,341	3,709
14. Borrowed money (including \$0 current) and interest thereon \$0 (including \$0 current).....	0	0	0	0
15. Amounts due to parent, subsidiaries and affiliates.....	28,365,920	0	28,365,920	24,148,559
16. Derivatives.....	0	0	0	0
17. Payable for securities.....	2,114,229	0	2,114,229	0
18. Payable for securities lending.....	0	0	0	0
19. Funds held under reinsurance treaties (with \$0 authorized reinsurers, \$0 unauthorized reinsurers and \$0 certified reinsurers).....	0	0	0	0
20. Reinsurance in unauthorized and certified (\$0) companies.....	0	0	0	0
21. Net adjustments in assets and liabilities due to foreign exchange rates.....	0	0	0	0
22. Liability for amounts held under uninsured plans.....	48,361,497	0	48,361,497	47,709,953
23. Aggregate write-ins for other liabilities (including \$0 current).....	0	0	0	19,000
24. Total liabilities (Lines 1 to 23).....	726,583,503	0	726,583,503	494,342,193
25. Aggregate write-ins for special surplus funds.....	XXX	XXX	0	68,153,345
26. Common capital stock.....	XXX	XXX	610,000	610,000
27. Preferred capital stock.....	XXX	XXX	0	0
28. Gross paid in and contributed surplus.....	XXX	XXX	104,977,137	104,977,137
29. Surplus notes.....	XXX	XXX	0	0
30. Aggregate write-ins for other than special surplus funds.....	XXX	XXX	1,500,000	1,500,000
31. Unassigned funds (surplus).....	XXX	XXX	540,488,671	440,638,055
32. Less treasury stock, at cost:				
32.10 shares common (value included in Line 26 \$0).....	XXX	XXX	0	0
32.20 shares preferred (value included in Line 27 \$0).....	XXX	XXX	0	0
33. Total capital and surplus (Lines 25 to 31 minus Line 32).....	XXX	XXX	647,575,808	615,878,537
34. Total liabilities, capital and surplus (Lines 24 and 33).....	XXX	XXX	1,374,159,311	1,110,220,730
DETAILS OF WRITE-INS				
2301. Accrued Fines and Penalties.....	0	0	0	19,000
2302.				
2303.				
2398. Summary of remaining write-ins for Line 23 from overflow page.....	0	0	0	0
2399. Totals (Lines 2301 thru 2303 plus 2398)(Line 23 above).....	0	0	0	19,000
2501. Section 9010 ACA Subsequent Fee Year Assessment.....	XXX	XXX	0	68,153,345
2502.	XXX	XXX		
2503.	XXX	XXX		
2598. Summary of remaining write-ins for Line 25 from overflow page.....	XXX	XXX	0	0
2599. Totals (Lines 2501 thru 2503 plus 2598)(Line 25 above).....	XXX	XXX	0	68,153,345
3001. Statutory Fund.....	XXX	XXX	1,500,000	1,500,000
3002.	XXX	XXX		
3003.	XXX	XXX		
3098. Summary of remaining write-ins for Line 30 from overflow page.....	XXX	XXX	0	0
3099. Totals (Lines 3001 thru 3003 plus 3098)(Line 30 above).....	XXX	XXX	1,500,000	1,500,000

STATEMENT OF REVENUE AND EXPENSES

	Current Year		Prior Year
	1 Uncovered	2 Total	3 Total
1. Member Months.....	XXX	6,259,849	8,592,372
2. Net premium income (including \$0 non-health premium income).....	XXX	3,299,495,358	4,660,001,327
3. Change in unearned premium reserves and reserve for rate credits.....	XXX	(59,967,328)	40,994,694
4. Fee-for-service (net of \$0 medical expenses).....	XXX	0	0
5. Risk revenue.....	XXX	0	0
6. Aggregate write-ins for other health care related revenues.....	XXX	0	0
7. Aggregate write-ins for other non-health revenues.....	XXX	0	0
8. Total revenues (Lines 2 to 7).....	XXX	3,239,528,030	4,700,996,021
Hospital and Medical:			
9. Hospital/medical benefits.....	0	2,407,326,695	3,673,109,197
10. Other professional services.....	0	31,315,021	46,136,433
11. Outside referrals.....	0	0	0
12. Emergency room and out-of-area.....	0	0	0
13. Prescription drugs.....	0	46,013,058	241,507,354
14. Aggregate write-ins for other hospital and medical.....	0	0	0
15. Incentive pool, withhold adjustments and bonus amounts.....	0	10,072,832	14,759,135
16. Subtotal (Lines 9 to 15).....	0	2,494,727,606	3,975,512,119
Less:			
17. Net reinsurance recoveries.....	0	0	0
18. Total hospital and medical (Lines 16 minus 17).....	0	2,494,727,606	3,975,512,119
19. Non-health claims (net).....	0	0	0
20. Claims adjustment expenses, including \$137,150,799 cost containment expenses.....	0	189,467,794	262,030,741
21. General administrative expenses.....	0	323,205,726	306,028,554
22. Increase in reserves for life and accident and health contracts (including \$0 increase in reserves for life only).....	0	0	(5,121,000)
23. Total underwriting deductions (Lines 18 through 22).....	0	3,007,401,126	4,538,450,414
24. Net underwriting gain or (loss) (Lines 8 minus 23).....	XXX	232,126,904	162,545,607
25. Net investment income earned (Exhibit of Net Investment Income, Line 17).....	0	14,472,450	24,158,585
26. Net realized capital gains (losses) less capital gains tax of \$80,285.....	0	302,023	3,554,731
27. Net investment gains (losses) (Lines 25 plus 26).....	0	14,774,473	27,713,316
28. Net gain or (loss) from agents' or premium balances charged off [(amount recovered \$14,619) (amount charged off \$(28,273))].....	0	(13,654)	(12,036)
29. Aggregate write-ins for other income or expenses.....	0	0	25,939
30. Net income or (loss) after capital gains tax and before all other federal income taxes (Lines 24 plus 27 plus 28 plus 29).....	XXX	246,887,723	190,272,826
31. Federal and foreign income taxes incurred.....	XXX	69,950,546	32,699,790
32. Net income (loss) (Lines 30 minus 31).....	XXX	176,937,177	157,573,036
DETAILS OF WRITE-INS			
0601.	XXX		
0602.	XXX		
0603.	XXX		
0698. Summary of remaining write-ins for Line 6 from overflow page.....	XXX	0	0
0699. Totals (Lines 0601 thru 0603 plus 0698)(Line 6 above).....	XXX	0	0
0701.	XXX		
0702.	XXX		
0703.	XXX		
0798. Summary of remaining write-ins for Line 7 from overflow page.....	XXX	0	0
0799. Totals (Lines 0701 thru 0703 plus 0798)(Line 7 above).....	XXX	0	0
1401.			
1402.			
1403.			
1498. Summary of remaining write-ins for Line 14 from overflow page.....	0	0	0
1499. Totals (Lines 1401 thru 1403 plus 1498)(Line 14 above).....	0	0	0
2901. Fines & Penalties - Paid and Accrued.....	0	0	25,939
2902.			
2903.			
2998. Summary of remaining write-ins for Line 29 from overflow page.....	0	0	0
2999. Totals (Lines 2901 thru 2903 plus 2998)(Line 29 above).....	0	0	25,939

STATEMENT OF REVENUE AND EXPENSES (Continued)

	1 Current Year	2 Prior Year
CAPITAL AND SURPLUS ACCOUNT		
33. Capital and surplus prior reporting year.....	615,878,537	462,998,137
34. Net income or (loss) from Line 32.....	176,937,177	157,573,036
35. Change in valuation basis of aggregate policy and claim reserves.....	0	0
36. Change in net unrealized capital gains (losses) less capital gains tax of \$ (234)	(884)	4,490
37. Change in net unrealized foreign exchange capital gain or (loss).....	0	0
38. Change in net deferred income tax.....	5,409,904	(3,965,263)
39. Change in nonadmitted assets.....	3,351,074	(731,863)
40. Change in unauthorized and certified reinsurance.....	0	0
41. Change in treasury stock.....	0	0
42. Change in surplus notes.....	0	0
43. Cumulative effect of changes in accounting principles.....	0	0
44. Capital Changes:		
44.1 Paid in.....	0	0
44.2 Transferred from surplus (Stock Dividend).....	0	0
44.3 Transferred to surplus.....	0	0
45. Surplus adjustments:		
45.1 Paid in.....	0	0
45.2 Transferred to capital (Stock Dividend).....	0	0
45.3 Transferred from capital.....	0	0
46. Dividends to stockholders.....	(154,000,000)	0
47. Aggregate write-ins for gains or (losses) in surplus.....	0	0
48. Net change in capital and surplus (Lines 34 to 47).....	31,697,271	152,880,400
49. Capital and surplus end of reporting period (Line 33 plus 48)	647,575,808	615,878,537
DETAILS OF WRITE-INS		
4701.		
4702.		
4703.		
4798. Summary of remaining write-ins for Line 47 from overflow page.....	0	0
4799. Totals (Lines 4701 thru 4703 plus 4798)(Line 47 above)	0	0

CASH FLOW

	1	2
	Current Year	Prior Year
Cash from Operations		
1. Premiums collected net of reinsurance	3,642,818,257	4,591,946,318
2. Net investment income	20,917,728	28,193,422
3. Miscellaneous income	0	0
4. Total (Lines 1 through 3)	3,663,735,985	4,620,139,740
5. Benefit and loss related payments	2,502,765,153	4,256,131,936
6. Net transfers to Separate Accounts, Segregated Accounts and Protected Cell Accounts	0	0
7. Commissions, expenses paid and aggregate write-ins for deductions	534,990,962	530,500,648
8. Dividends paid to policyholders	0	0
9. Federal and foreign income taxes paid (recovered) net of \$0 tax on capital gains (losses)	101,078,971	9,613,348
10. Total (Lines 5 through 9)	3,138,835,086	4,796,245,932
11. Net cash from operations (Line 4 minus Line 10)	524,900,899	(176,106,192)
Cash from Investments		
12. Proceeds from investments sold, matured or repaid:		
12.1 Bonds	207,591,336	315,997,350
12.2 Stocks	0	0
12.3 Mortgage loans	0	0
12.4 Real estate	0	0
12.5 Other invested assets	0	1,862,480
12.6 Net gains or (losses) on cash, cash equivalents and short-term investments	(25,239)	19,226
12.7 Miscellaneous proceeds	2,114,229	0
12.8 Total investment proceeds (Lines 12.1 to 12.7)	209,680,326	317,879,056
13. Cost of investments acquired (long-term only):		
13.1 Bonds	264,207,862	365,541,020
13.2 Stocks	0	0
13.3 Mortgage loans	0	0
13.4 Real estate	0	0
13.5 Other invested assets	0	0
13.6 Miscellaneous applications	0	0
13.7 Total investments acquired (Lines 13.1 to 13.6)	264,207,862	365,541,020
14. Net increase (decrease) in contract loans and premium notes	0	0
15. Net cash from investments (Line 12.8 minus Line 13.7 minus Line 14)	(54,527,536)	(47,661,964)
Cash from Financing and Miscellaneous Sources		
16. Cash provided (applied):		
16.1 Surplus notes, capital notes	0	0
16.2 Capital and paid in surplus, less treasury stock	0	0
16.3 Borrowed funds	0	0
16.4 Net deposits on deposit-type contracts and other insurance liabilities	0	0
16.5 Dividends to stockholders	154,000,000	0
16.6 Other cash provided (applied)	(15,827,304)	(59,154,903)
17. Net cash from financing and miscellaneous sources (Lines 16.1 to 16.4 minus Line 16.5 plus Line 16.6)	(169,827,304)	(59,154,903)
RECONCILIATION OF CASH, CASH EQUIVALENTS AND SHORT-TERM INVESTMENTS		
18. Net change in cash, cash equivalents and short-term investments (Line 11, plus Lines 15 and 17)	300,546,059	(282,923,059)
19. Cash, cash equivalents and short-term investments:		
19.1 Beginning of year	106,383,603	389,306,662
19.2 End of year (Line 18 plus Line 19.1)	406,929,662	106,383,603

Note: Supplemental disclosures of cash flow information for non-cash transactions:

--	--	--

ANNUAL STATEMENT FOR THE YEAR 2020 OF THE UnitedHealthcare Plan of the River Valley, Inc.

ANALYSIS OF OPERATIONS BY LINES OF BUSINESS

	1	2	3	4	5	6	7	8	9	10
	Total	Comprehensive (Hospital & Medical)	Medicare Supplement	Dental Only	Vision Only	Federal Employees Health Benefits Plan	Title XVIII Medicare	Title XIX Medicaid	Other Health	Other Non-Health
1. Net premium income	3,299,495,358	126,406,447	0	0	0	11,475	1,158,085,395	2,014,992,041	0	0
2. Change in unearned premium reserves and reserve for rate credit	(59,967,328)	(3,373,287)	0	0	0	0	(36,508,453)	(20,085,588)	0	0
3. Fee-for-service (net of \$ medical expenses)	0	0	0	0	0	0	0	0	0	XXX
4. Risk revenue	0	0	0	0	0	0	0	0	0	XXX
5. Aggregate write-ins for other health care related revenues	0	0	0	0	0	0	0	0	0	XXX
6. Aggregate write-ins for other non-health care related revenues	0	XXX	XXX	XXX	XXX	XXX	XXX	XXX	XXX	0
7. Total revenues (Lines 1 to 6)	3,239,528,030	123,033,160	0	0	0	11,475	1,121,576,942	1,994,906,453	0	0
8. Hospital/medical benefits	2,407,326,695	80,798,526	0	0	0	30,584	769,922,745	1,556,574,840	0	XXX
9. Other professional services	31,315,021	35,930	0	0	0	0	24,860,454	6,418,637	0	XXX
10. Outside referrals	0	0	0	0	0	0	0	0	0	XXX
11. Emergency room and out-of-area	0	0	0	0	0	0	0	0	0	XXX
12. Prescription drugs	46,013,058	14,752,970	0	0	0	2,264	33,311,320	(2,053,496)	0	XXX
13. Aggregate write-ins for other hospital and medical	0	0	0	0	0	0	0	0	0	XXX
14. Incentive pool, withhold adjustments and bonus amounts	10,072,832	13,570	0	0	0	(16)	7,937,106	2,122,172	0	XXX
15. Subtotal (Lines 8 to 14)	2,494,727,606	95,600,996	0	0	0	32,832	836,031,625	1,563,062,153	0	XXX
16. Net reinsurance recoveries	0	0	0	0	0	0	0	0	0	XXX
17. Total medical and hospital (Lines 15 minus 16)	2,494,727,606	95,600,996	0	0	0	32,832	836,031,625	1,563,062,153	0	XXX
18. Non-health claims (net)	0	XXX	XXX	XXX	XXX	XXX	XXX	XXX	XXX	0
19. Claims adjustment expenses including \$ 137,150,799 cost containment expenses	189,467,794	2,324,660	0	0	0	(434)	52,168,760	134,974,808	0	0
20. General administrative expenses	323,205,726	17,901,796	0	0	0	2,856	92,937,965	212,363,109	0	0
21. Increase in reserves for accident and health contracts	0	0	0	0	0	0	0	0	0	XXX
22. Increase in reserves for life contracts	0	XXX	XXX	XXX	XXX	XXX	XXX	XXX	XXX	0
23. Total underwriting deductions (Lines 17 to 22)	3,007,401,126	115,827,452	0	0	0	35,254	981,138,350	1,910,400,070	0	0
24. Total underwriting gain or (loss) (Line 7 minus Line 23)	232,126,904	7,205,708	0	0	0	(23,779)	140,438,592	84,506,383	0	0
DETAILS OF WRITE-INS										
0501.										XXX
0502.										XXX
0503.										XXX
0598. Summary of remaining write-ins for Line 5 from overflow page	0	0	0	0	0	0	0	0	0	XXX
0599. Totals (Lines 0501 thru 0503 plus 0598) (Line 5 above)	0	0	0	0	0	0	0	0	0	XXX
0601.		XXX	XXX	XXX	XXX	XXX	XXX	XXX	XXX	
0602.		XXX	XXX	XXX	XXX	XXX	XXX	XXX	XXX	
0603.		XXX	XXX	XXX	XXX	XXX	XXX	XXX	XXX	
0698. Summary of remaining write-ins for Line 6 from overflow page	0	XXX	XXX	XXX	XXX	XXX	XXX	XXX	XXX	0
0699. Totals (Lines 0601 thru 0603 plus 0698) (Line 6 above)	0	XXX	XXX	XXX	XXX	XXX	XXX	XXX	XXX	0
1301.										XXX
1302.										XXX
1303.										XXX
1398. Summary of remaining write-ins for Line 13 from overflow page	0	0	0	0	0	0	0	0	0	XXX
1399. Totals (Lines 1301 thru 1303 plus 1398) (Line 13 above)	0	0	0	0	0	0	0	0	0	XXX

UNDERWRITING AND INVESTMENT EXHIBIT

PART 1 - PREMIUMS

Line of Business	1 Direct Business	2 Reinsurance Assumed	3 Reinsurance Ceded	4 Net Premium Income (Cols. 1 + 2 - 3)
1. Comprehensive (hospital and medical)	126,536,831	0	130,384	126,406,447
2. Medicare Supplement	0	0	0	0
3. Dental only	0	0	0	0
4. Vision only	0	0	0	0
5. Federal Employees Health Benefits Plan	11,486	0	11	11,475
6. Title XVIII - Medicare	1,159,246,845	0	1,161,450	1,158,085,395
7. Title XIX - Medicaid	2,016,988,945	0	1,996,904	2,014,992,041
8. Other health	0	0	0	0
9. Health subtotal (Lines 1 through 8)	3,302,784,107	0	3,288,749	3,299,495,358
10. Life	0	0	0	0
11. Property/casualty	0	0	0	0
12. Totals (Lines 9 to 11)	3,302,784,107	0	3,288,749	3,299,495,358

ANNUAL STATEMENT FOR THE YEAR 2020 OF THE UnitedHealthcare Plan of the River Valley, Inc.

UNDERWRITING AND INVESTMENT EXHIBIT

PART 2 - CLAIMS INCURRED DURING THE YEAR

	1	2	3	4	5	6	7	8	9	10
	Total	Comprehensive (Hospital & Medical)	Medicare Supplement	Dental Only	Vision Only	Federal Employees Health Benefits Plan	Title XVIII Medicare	Title XIX Medicaid	Other Health	Other Non-Health
1. Payments during the year:										
1.1 Direct	2,490,927,231	96,330,693	0	0	0	76,674	838,209,695	1,556,310,169	0	0
1.2 Reinsurance assumed	0	0	0	0	0	0	0	0	0	0
1.3 Reinsurance ceded	0	0	0	0	0	0	0	0	0	0
1.4 Net	2,490,927,231	96,330,693	0	0	0	76,674	838,209,695	1,556,310,169	0	0
2. Paid medical incentive pools and bonuses	11,837,924	21,156	0	0	0	0	5,251,166	6,565,602	0	0
3. Claim liability December 31, current year from Part 2A:										
3.1 Direct	292,702,370	11,191,687	0	0	0	(9,681)	94,179,027	187,341,337	0	0
3.2 Reinsurance assumed	0	0	0	0	0	0	0	0	0	0
3.3 Reinsurance ceded	0	0	0	0	0	0	0	0	0	0
3.4 Net	292,702,370	11,191,687	0	0	0	(9,681)	94,179,027	187,341,337	0	0
4. Claim reserve December 31, current year from Part 2D:										
4.1 Direct	900,495	317,934	0	0	0	0	181,990	400,571	0	0
4.2 Reinsurance assumed	0	0	0	0	0	0	0	0	0	0
4.3 Reinsurance ceded	0	0	0	0	0	0	0	0	0	0
4.4 Net	900,495	317,934	0	0	0	0	181,990	400,571	0	0
5. Accrued medical incentive pools and bonuses, current year	7,406,133	18,476	0	0	0	0	5,375,938	2,011,719	0	0
6. Net healthcare receivables (a)	(1,455,994)	184,930	0	0	0	51,751	2,416,732	(4,109,407)	0	0
7. Amounts recoverable from reinsurers December 31, current year	0	0	0	0	0	0	0	0	0	0
8. Claim liability December 31, prior year from Part 2A:										
8.1 Direct	300,477,322	11,782,737	0	0	0	(17,606)	101,895,443	186,816,748	0	0
8.2 Reinsurance assumed	0	0	0	0	0	0	0	0	0	0
8.3 Reinsurance ceded	0	0	0	0	0	0	0	0	0	0
8.4 Net	300,477,322	11,782,737	0	0	0	(17,606)	101,895,443	186,816,748	0	0
9. Claim reserve December 31, prior year from Part 2D:										
9.1 Direct	853,994	285,221	0	0	0	0	164,018	404,755	0	0
9.2 Reinsurance assumed	0	0	0	0	0	0	0	0	0	0
9.3 Reinsurance ceded	0	0	0	0	0	0	0	0	0	0
9.4 Net	853,994	285,221	0	0	0	0	164,018	404,755	0	0
10. Accrued medical incentive pools and bonuses, prior year	9,171,224	26,061	0	0	0	16	2,689,998	6,455,149	0	0
11. Amounts recoverable from reinsurers December 31, prior year	0	0	0	0	0	0	0	0	0	0
12. Incurred Benefits:										
12.1 Direct	2,484,654,774	95,587,426	0	0	0	32,848	828,094,519	1,560,939,981	0	0
12.2 Reinsurance assumed	0	0	0	0	0	0	0	0	0	0
12.3 Reinsurance ceded	0	0	0	0	0	0	0	0	0	0
12.4 Net	2,484,654,774	95,587,426	0	0	0	32,848	828,094,519	1,560,939,981	0	0
13. Incurred medical incentive pools and bonuses	10,072,833	13,571	0	0	0	(16)	7,937,106	2,122,172	0	0

(a) Excludes \$ 195,000 loans or advances to providers not yet expensed.

ANNUAL STATEMENT FOR THE YEAR 2020 OF THE UnitedHealthcare Plan of the River Valley, Inc.

UNDERWRITING AND INVESTMENT EXHIBIT

PART 2A - CLAIMS LIABILITY END OF CURRENT YEAR

	1	2	3	4	5	6	7	8	9	10
	Total	Comprehensive (Hospital & Medical)	Medicare Supplement	Dental Only	Vision Only	Federal Employees Health Benefits Plan	Title XVIII Medicare	Title XIX Medicaid	Other Health	Other Non-Health
1. Reported in Process of Adjustment:										
1.1 Direct	27,799,380	1,810,671	.0	.0	.0	.0	14,626,175	11,362,534	.0	.0
1.2 Reinsurance assumed0	.0	.0	.0	.0	.0	.0	.0	.0	.0
1.3 Reinsurance ceded0	.0	.0	.0	.0	.0	.0	.0	.0	.0
1.4 Net	27,799,380	1,810,671	.0	.0	.0	.0	14,626,175	11,362,534	.0	.0
2. Incurred but Unreported:										
2.1 Direct	260,840,693	9,381,016	.0	.0	.0	(9,681)	75,490,555	175,978,803	.0	.0
2.2 Reinsurance assumed0	.0	.0	.0	.0	.0	.0	.0	.0	.0
2.3 Reinsurance ceded0	.0	.0	.0	.0	.0	.0	.0	.0	.0
2.4 Net	260,840,693	9,381,016	.0	.0	.0	(9,681)	75,490,555	175,978,803	.0	.0
3. Amounts Withheld from Paid Claims and Capitations:										
3.1 Direct	4,062,297	.0	.0	.0	.0	.0	4,062,297	.0	.0	.0
3.2 Reinsurance assumed0	.0	.0	.0	.0	.0	.0	.0	.0	.0
3.3 Reinsurance ceded0	.0	.0	.0	.0	.0	.0	.0	.0	.0
3.4 Net	4,062,297	.0	.0	.0	.0	.0	4,062,297	.0	.0	.0
4. TOTALS:										
4.1 Direct	292,702,370	11,191,687	.0	.0	.0	(9,681)	94,179,027	187,341,337	.0	.0
4.2 Reinsurance assumed0	.0	.0	.0	.0	.0	.0	.0	.0	.0
4.3 Reinsurance ceded0	.0	.0	.0	.0	.0	.0	.0	.0	.0
4.4 Net	292,702,370	11,191,687	0	0	0	(9,681)	94,179,027	187,341,337	0	0

ANNUAL STATEMENT FOR THE YEAR 2020 OF THE UnitedHealthcare Plan of the River Valley, Inc.

UNDERWRITING AND INVESTMENT EXHIBIT

PART 2B - ANALYSIS OF CLAIMS UNPAID - PRIOR YEAR - NET OF REINSURANCE

Line of Business	Claims Paid During the Year		Claim Reserve and Claim Liability December 31 of Current Year		5 Claims Incurred In Prior Years (Columns 1 + 3)	6 Estimated Claim Reserve and Claim Liability December 31 of Prior Year
	1	2	3	4		
	On Claims Incurred Prior to January 1 of Current Year	On Claims Incurred During the Year	On Claims Unpaid December 31 of Prior Year	On Claims Incurred During the Year		
1. Comprehensive (hospital and medical)	6,488,722	89,841,970	81,053	11,428,568	6,569,775	12,067,958
2. Medicare Supplement	0	0	0	0	0	0
3. Dental Only	0	0	0	0	0	0
4. Vision Only	0	0	0	0	0	0
5. Federal Employees Health Benefits Plan	76,674	0	(9,681)	0	66,993	(17,606)
6. Title XVIII - Medicare	26,248,021	811,961,673	2,064,591	92,296,426	28,312,612	102,059,460
7. Title XIX - Medicaid	155,384,259	1,400,925,910	18,502,651	169,239,258	173,886,910	187,221,504
8. Other health	0	0	0	0	0	0
9. Health subtotal (Lines 1 to 8)	188,197,676	2,302,729,553	20,638,614	272,964,252	208,836,290	301,331,316
10. Healthcare receivables (a)	18,418,912	48,912,919	0	5,347,251	18,418,912	74,135,075
11. Other non-health	0	0	0	0	0	0
12. Medical incentive pools and bonus amounts	7,150,290	4,687,633	323,762	7,082,372	7,474,052	9,171,224
13. Totals (Lines 9 - 10 + 11 + 12)	176,929,054	2,258,504,267	20,962,376	274,699,373	197,891,430	236,367,465

(a) Excludes \$ 195,000 loans or advances to providers not yet expensed.

UNDERWRITING AND INVESTMENT EXHIBIT

PART 2C - DEVELOPMENT OF PAID AND INCURRED HEALTH CLAIMS

(\$000 Omitted)

Section A - Paid Health Claims - Comprehensive (Hospital & Medical)

Year in Which Losses Were Incurred		Cumulative Net Amounts Paid				
		1 2016	2 2017	3 2018	4 2019	5 2020
1.	Prior	9,732	9,786	10,729	10,729	10,729
2.	2016	141,507	150,895	152,780	152,800	152,780
3.	2017	XXX	128,708	142,876	142,851	142,764
4.	2018	XXX	XXX	157,092	169,256	169,297
5.	2019	XXX	XXX	XXX	126,400	132,967
6.	2020	XXX	XXX	XXX	XXX	89,852

Section B - Incurred Health Claims - Comprehensive (Hospital & Medical)

Year in Which Losses Were Incurred		Sum of Cumulative Net Amount Paid and Claim Liability, Claim Reserve and Medical Incentive Pool and Bonuses Outstanding at End of Year				
		1 2016	2 2017	3 2018	4 2019	5 2020
1.	Prior	9,990	9,786	10,729	10,729	10,729
2.	2016	157,046	151,199	152,780	152,800	152,780
3.	2017	XXX	147,718	142,959	142,851	142,764
4.	2018	XXX	XXX	174,620	169,741	169,297
5.	2019	XXX	XXX	XXX	138,009	133,049
6.	2020	XXX	XXX	XXX	XXX	101,298

Section C - Incurred Year Health Claims and Claims Adjustment Expense Ratio - Comprehensive (Hospital & Medical)

Years in which Premiums were Earned and Claims were Incurred	1 Premiums Earned	2 Claims Payment	3 Claim Adjustment Expense Payments	4 (Col. 3/2) Percent	5 Claim and Claim Adjustment Expense Payments (Col. 2 + 3)	6 (Col. 5/1) Percent	7 Claims Unpaid	8 Unpaid Claims Adjustment Expenses	9 Total Claims and Claims Adjustment Expense Incurred (Col. 5+7+8)	10 (Col. 9/1) Percent
1. 2016	200,604	152,780	6,107	4.0	158,887	79.2	0	0	158,887	79.2
2. 2017	173,140	142,764	8,058	5.6	150,822	87.1	0	0	150,822	87.1
3. 2018	205,100	169,297	8,650	5.1	177,947	86.8	0	0	177,947	86.8
4. 2019	163,570	132,967	8,889	6.7	141,856	86.7	81	0	141,937	86.8
5. 2020	123,033	89,852	2,028	2.3	91,880	74.7	11,447	68	103,395	84.0

UNDERWRITING AND INVESTMENT EXHIBIT

PART 2C - DEVELOPMENT OF PAID AND INCURRED HEALTH CLAIMS

(\$000 Omitted)

Section A - Paid Health Claims - Federal Employees Health Benefits Plan Premium

Year in Which Losses Were Incurred	Cumulative Net Amounts Paid				
	1 2016	2 2017	3 2018	4 2019	5 2020
1. Prior	1,716	1,685	1,665	1,665	1,665
2. 2016	13,917	15,524	15,538	15,538	15,538
3. 2017	XXX	13,333	14,233	14,233	14,233
4. 2018	XXX	XXX	14,963	15,880	15,880
5. 2019	XXX	XXX	XXX	0	.77
6. 2020	XXX	XXX	XXX	XXX	0

Section B - Incurred Health Claims - Federal Employees Health Benefits Plan Premium

Year in Which Losses Were Incurred	Sum of Cumulative Net Amount Paid and Claim Liability, Claim Reserve and Medical Incentive Pool and Bonuses Outstanding at End of Year				
	1 2016	2 2017	3 2018	4 2019	5 2020
1. Prior	1,730	1,685	1,665	1,665	1,665
2. 2016	16,473	15,700	15,538	15,538	15,538
3. 2017	XXX	15,382	14,247	14,233	14,233
4. 2018	XXX	XXX	16,719	15,863	15,880
5. 2019	XXX	XXX	XXX	0	.67
6. 2020	XXX	XXX	XXX	XXX	0

Section C - Incurred Year Health Claims and Claims Adjustment Expense Ratio - Federal Employees Health Benefits Plan Premium

Years in which Premiums were Earned and Claims were Incurred	1	2	3	4	5	6	7	8	9	10
	Premiums Earned	Claims Payment	Claim Adjustment Expense Payments	(Col. 3/2) Percent	Claim and Claim Adjustment Expense Payments (Col. 2 + 3)	(Col. 5/1) Percent	Claims Unpaid	Unpaid Claims Adjustment Expenses	Total Claims and Claims Adjustment Expense Incurred (Col. 5+7+8)	(Col. 9/1) Percent
1. 2016	18,612	15,538	66	0.4	15,604	83.8	0	0	15,604	83.8
2. 2017	16,220	14,233	405	2.8	14,638	90.2	0	0	14,638	90.2
3. 2018	16,820	15,880	369	2.3	16,249	96.6	0	0	16,249	96.6
4. 2019	114	77	263	341.6	340	298.2	(10)	0	330	289.5
5. 2020	11	0	0	0.0	0	0.0	0	0	0	0.0

UNDERWRITING AND INVESTMENT EXHIBIT

PART 2C - DEVELOPMENT OF PAID AND INCURRED HEALTH CLAIMS

(\$000 Omitted)

Section A - Paid Health Claims - Title XVIII

Year in Which Losses Were Incurred		Cumulative Net Amounts Paid				
		1 2016	2 2017	3 2018	4 2019	5 2020
1.	Prior	64,920	64,507	64,259	64,048	64,019
2.	2016	454,176	471,964	471,137	470,994	470,975
3.	2017	XXX	518,223	541,469	542,215	542,526
4.	2018	XXX	XXX	695,891	740,062	740,723
5.	2019	XXX	XXX	XXX	834,525	862,373
6.	2020	XXX	XXX	XXX	XXX	814,691

Section B - Incurred Health Claims - Title XVIII

Year in Which Losses Were Incurred		Sum of Cumulative Net Amount Paid and Claim Liability, Claim Reserve and Medical Incentive Pool and Bonuses Outstanding at End of Year				
		1 2016	2 2017	3 2018	4 2019	5 2020
1.	Prior	68,066	64,507	64,259	64,048	64,019
2.	2016	512,591	474,164	471,137	470,994	470,975
3.	2017	XXX	585,972	542,951	542,215	542,526
4.	2018	XXX	XXX	779,754	750,034	740,723
5.	2019	XXX	XXX	XXX	929,303	864,444
6.	2020	XXX	XXX	XXX	XXX	912,357

Section C - Incurred Year Health Claims and Claims Adjustment Expense Ratio - Title XVIII

Years in which Premiums were Earned and Claims were Incurred	1 Premiums Earned	2 Claims Payment	3 Claim Adjustment Expense Payments	4 (Col. 3/2) Percent	5 Claim and Claim Adjustment Expense Payments (Col. 2 + 3)	6 (Col. 5/1) Percent	7 Claims Unpaid	8 Unpaid Claims Adjustment Expenses	9 Total Claims and Claims Adjustment Expense Incurred (Col. 5+7+8)	10 (Col. 9/1) Percent
1. 2016	649,045	470,975	31,337	6.7	502,312	77.4	0	0	502,312	77.4
2. 2017	746,614	542,526	28,426	5.2	570,952	76.5	0	0	570,952	76.5
3. 2018	907,312	740,723	33,507	4.5	774,230	85.3	0	0	774,230	85.3
4. 2019	1,086,342	862,373	38,999	4.5	901,372	83.0	2,071	21	903,464	83.2
5. 2020	1,121,577	814,691	46,333	5.7	861,024	76.8	97,666	1,007	959,697	85.6

UNDERWRITING AND INVESTMENT EXHIBIT

PART 2C - DEVELOPMENT OF PAID AND INCURRED HEALTH CLAIMS

(\$000 Omitted)

Section A - Paid Health Claims - Title XIX

Year in Which Losses Were Incurred		Cumulative Net Amounts Paid				
		1 2016	2 2017	3 2018	4 2019	5 2020
1.	Prior	149,655	148,176	148,740	151,401	150,975
2.	2016	2,028,075	2,283,279	2,283,125	2,282,114	2,281,008
3.	2017	XXX	2,296,660	2,693,991	2,698,561	2,696,973
4.	2018	XXX	XXX	4,058,648	4,462,547	4,463,317
5.	2019	XXX	XXX	XXX	2,827,449	2,989,800
6.	2020	XXX	XXX	XXX	XXX	1,402,874

Section B - Incurred Health Claims - Title XIX

Year in Which Losses Were Incurred		Sum of Cumulative Net Amount Paid and Claim Liability, Claim Reserve and Medical Incentive Pool and Bonuses Outstanding at End of Year				
		1 2016	2 2017	3 2018	4 2019	5 2020
1.	Prior	162,988	148,176	148,740	151,401	150,975
2.	2016	2,288,879	2,290,950	2,283,125	2,282,114	2,281,008
3.	2017	XXX	2,691,655	2,707,338	2,698,561	2,696,973
4.	2018	XXX	XXX	4,531,863	4,479,099	4,463,317
5.	2019	XXX	XXX	XXX	3,004,573	3,008,620
6.	2020	XXX	XXX	XXX	XXX	1,573,808

Section C - Incurred Year Health Claims and Claims Adjustment Expense Ratio - Title XIX

Years in which Premiums were Earned and Claims were Incurred	1 Premiums Earned	2 Claims Payment	3 Claim Adjustment Expense Payments	4 (Col. 3/2) Percent	5 Claim and Claim Adjustment Expense Payments (Col. 2 + 3)	6 (Col. 5/1) Percent	7 Claims Unpaid	8 Unpaid Claims Adjustment Expenses	9 Total Claims and Claims Adjustment Expense Incurred (Col. 5+7+8)	10 (Col. 9/1) Percent
1. 2016	2,723,108	2,281,008	130,819	5.7	2,411,827	88.6	0	0	2,411,827	88.6
2. 2017	3,071,708	2,696,973	144,767	5.4	2,841,740	92.5	0	0	2,841,740	92.5
3. 2018	4,992,229	4,463,317	174,213	3.9	4,637,530	92.9	0	0	4,637,530	92.9
4. 2019	3,450,970	2,989,800	231,305	7.7	3,221,105	93.3	18,820	195	3,240,120	93.9
5. 2020	1,994,906	1,402,874	116,302	8.3	1,519,176	76.2	170,934	1,813	1,691,923	84.8

UNDERWRITING AND INVESTMENT EXHIBIT

PART 2C - DEVELOPMENT OF PAID AND INCURRED HEALTH CLAIMS

(\$000 Omitted)

Section A - Paid Health Claims - Grand Total

Year in Which Losses Were Incurred		Cumulative Net Amounts Paid				
		1 2016	2 2017	3 2018	4 2019	5 2020
1.	Prior	226,023	224,154	225,393	227,843	227,388
2.	2016	2,637,675	2,921,662	2,922,580	2,921,446	2,920,301
3.	2017	XXX	2,956,924	3,392,569	3,397,860	3,396,496
4.	2018	XXX	XXX	4,926,594	5,387,745	5,389,217
5.	2019	XXX	XXX	XXX	3,788,374	3,985,217
6.	2020	XXX	XXX	XXX	XXX	2,307,417

Section B - Incurred Health Claims - Grand Total

Year in Which Losses Were Incurred		Sum of Cumulative Net Amount Paid and Claim Liability, Claim Reserve and Medical Incentive Pool and Bonuses Outstanding at End of Year				
		1 2016	2 2017	3 2018	4 2019	5 2020
1.	Prior	242,774	224,154	225,393	227,843	227,388
2.	2016	2,974,989	2,932,013	2,922,580	2,921,446	2,920,301
3.	2017	XXX	3,440,727	3,407,495	3,397,860	3,396,496
4.	2018	XXX	XXX	5,502,956	5,414,737	5,389,217
5.	2019	XXX	XXX	XXX	4,071,885	4,006,180
6.	2020	XXX	XXX	XXX	XXX	2,587,463

Section C - Incurred Year Health Claims and Claims Adjustment Expense Ratio - Grand Total

Years in which Premiums were Earned and Claims were Incurred	1 Premiums Earned	2 Claims Payment	3 Claim Adjustment Expense Payments	4 (Col. 3/2) Percent	5 Claim and Claim Adjustment Expense Payments (Col. 2 + 3)	6 (Col. 5/1) Percent	7 Claims Unpaid	8 Unpaid Claims Adjustment Expenses	9 Total Claims and Claims Adjustment Expense Incurred (Col. 5+7+8)	10 (Col. 9/1) Percent
1. 2016	3,591,369	2,920,301	168,329	5.8	3,088,630	86.0	0	0	3,088,630	86.0
2. 2017	4,007,682	3,396,496	181,656	5.3	3,578,152	89.3	0	0	3,578,152	89.3
3. 2018	6,121,461	5,389,217	216,739	4.0	5,605,956	91.6	0	0	5,605,956	91.6
4. 2019	4,700,996	3,985,217	279,456	7.0	4,264,673	90.7	20,962	216	4,285,851	91.2
5. 2020	3,239,527	2,307,417	164,663	7.1	2,472,080	76.3	280,047	2,888	2,755,015	85.0

12.GT

UNDERWRITING AND INVESTMENT EXHIBIT

PART 2D - AGGREGATE RESERVE FOR ACCIDENT AND HEALTH CONTRACTS ONLY

	1	2	3	4	5	6	7	8	9
	Total	Comprehensive (Hospital & Medical)	Medicare Supplement	Dental Only	Vision Only	Federal Employees Health Benefits Plan	Title XVIII Medicare	Title XIX Medicaid	Other
1. Unearned premium reserves	869	869	0	0	0	0	0	0	0
2. Additional policy reserves (a)	0	0	0	0	0	0	0	0	0
3. Reserve for future contingent benefits	0	0	0	0	0	0	0	0	0
4. Reserve for rate credits or experience rating refunds (including \$0) for investment income	82,339,363	9,044,687	0	0	0	0	39,101,938	34,192,738	0
5. Aggregate write-ins for other policy reserves	18,451,548	5,374,825	0	0	0	0	215,365	12,861,358	0
6. Totals (gross)	100,791,780	14,420,381	0	0	0	0	39,317,303	47,054,096	0
7. Reinsurance ceded	0	0	0	0	0	0	0	0	0
8. Totals (Net)(Page 3, Line 4)	100,791,780	14,420,381	0	0	0	0	39,317,303	47,054,096	0
9. Present value of amounts not yet due on claims	0	0	0	0	0	0	0	0	0
10. Reserve for future contingent benefits	900,495	317,934	0	0	0	0	181,990	400,571	0
11. Aggregate write-ins for other claim reserves	0	0	0	0	0	0	0	0	0
12. Totals (gross)	900,495	317,934	0	0	0	0	181,990	400,571	0
13. Reinsurance ceded	0	0	0	0	0	0	0	0	0
14. Totals (Net)(Page 3, Line 7)	900,495	317,934	0	0	0	0	181,990	400,571	0
DETAILS OF WRITE-INS									
0501. Redetermination Contract Payable	12,861,358	0	0	0	0	0	0	12,861,358	0
0502. Risk Adjustment Data Validation Payable	3,422,454	3,422,454	0	0	0	0	0	0	0
0503. Risk Adjustments Payable	1,745,110	1,745,110	0	0	0	0	0	0	0
0598. Summary of remaining write-ins for Line 5 from overflow page.....	422,626	207,261	0	0	0	0	215,365	0	0
0599. Totals (Lines 0501 thru 0503 plus 0598) (Line 5 above)	18,451,548	5,374,825	0	0	0	0	215,365	12,861,358	0
1101.									
1102.									
1103.									
1198. Summary of remaining write-ins for Line 11 from overflow page	0	0	0	0	0	0	0	0	0
1199. Totals (Lines 1101 thru 1103 plus 1198) (Line 11 above)	0	0	0	0	0	0	0	0	0

(a) Includes \$0 premium deficiency reserve.

UNDERWRITING AND INVESTMENT EXHIBIT

PART 3 - ANALYSIS OF EXPENSES

	Claim Adjustment Expenses		3 General Administrative Expenses	4 Investment Expenses	5 Total
	1 Cost Containment Expenses	2 Other Claim Adjustment Expenses			
1. Rent (\$0 for occupancy of own building)	4,163,810	1,539,895	3,614,459	0	9,318,164
2. Salary, wages and other benefits	69,006,178	25,520,446	59,901,867	0	154,428,491
3. Commissions (less \$0 ceded plus \$0 assumed)	0	0	15,663,005	0	15,663,005
4. Legal fees and expenses	857,625	317,174	744,474	0	1,919,273
5. Certifications and accreditation fees	0	0	0	0	0
6. Auditing, actuarial and other consulting services	7,352,966	2,719,336	8,250,046	0	18,322,348
7. Traveling expenses	799,842	295,804	694,315	0	1,789,961
8. Marketing and advertising	4,392,461	1,624,457	4,104,772	0	10,121,690
9. Postage, express and telephone	3,123,238	1,155,062	2,711,175	0	6,989,475
10. Printing and office supplies	4,795,022	1,773,336	4,162,392	0	10,730,750
11. Occupancy, depreciation and amortization	1,908,924	705,974	1,657,070	0	4,271,968
12. Equipment	529,788	195,931	459,890	0	1,185,609
13. Cost or depreciation of EDP equipment and software	8,048,231	2,976,465	6,986,390	0	18,011,086
14. Outsourced services including EDP, claims, and other services	7,469,278	4,894,897	6,067,484	0	18,431,659
15. Boards, bureaus and association fees	91,586	33,871	79,503	0	204,960
16. Insurance, except on real estate	966,277	357,357	838,792	0	2,162,426
17. Collection and bank service charges	378,516	139,986	328,577	0	847,079
18. Group service and administration fees	1,772,117	655,379	2,076,255	0	4,503,751
19. Reimbursements by uninsured plans	0	0	(6,065,850)	0	(6,065,850)
20. Reimbursements from fiscal intermediaries	0	0	0	0	0
21. Real estate expenses	0	0	0	0	0
22. Real estate taxes	132,757	50,691	246,680	0	430,128
23. Taxes, licenses and fees:					
23.1 State and local insurance taxes	0	0	63,195	0	63,195
23.2 State premium taxes	0	0	120,550,697	0	120,550,697
23.3 Regulatory authority licenses and fees	0	0	69,902,444	0	69,902,444
23.4 Payroll taxes	2,637,879	1,009,061	4,910,222	0	8,557,162
23.5 Other (excluding federal income and real estate taxes)	0	0	0	0	0
24. Investment expenses not included elsewhere	0	0	0	369,583	369,583
25. Aggregate write-ins for expenses	18,724,304	6,351,873	15,257,872	0	40,334,049
26. Total expenses incurred (Lines 1 to 25)	137,150,799	52,316,995	323,205,726	369,583	(a) 513,043,103
27. Less expenses unpaid December 31, current year	2,247,056	857,153	46,176,365	126,200	49,406,774
28. Add expenses unpaid December 31, prior year	2,381,396	885,106	45,928,914	115,574	49,310,990
29. Amounts receivable relating to uninsured plans, prior year	0	0	482,400	0	482,400
30. Amounts receivable relating to uninsured plans, current year	0	0	519,450	0	519,450
31. Total expenses paid (Lines 26 minus 27 plus 28 minus 29 plus 30)	137,285,139	52,344,948	322,995,325	358,957	512,984,369
DETAILS OF WRITE-INS					
2501. Information Technology	450,936	166,769	391,442	0	1,009,147
2502. Interest	36,584	44,044	120,338	0	200,966
2503. Managed Care & Network Access	139,481	29,661	69,620	0	238,762
2598. Summary of remaining write-ins for Line 25 from overflow page	18,097,303	6,111,399	14,676,472	0	38,885,174
2599. Totals (Lines 2501 thru 2503 plus 2598)(Line 25 above)	18,724,304	6,351,873	15,257,872	0	40,334,049

(a) Includes management fees of \$239,504,329 to affiliates and \$0 to non-affiliates.

EXHIBIT OF NET INVESTMENT INCOME

	1 Collected During Year	2 Earned During Year
1. U.S. government bonds	(a) 1,588,190	1,616,470
1.1 Bonds exempt from U.S. tax	(a) 0	0
1.2 Other bonds (unaffiliated)	(a) 12,782,032	13,627,748
1.3 Bonds of affiliates	(a) 0	0
2.1 Preferred stocks (unaffiliated)	(b) 0	0
2.11 Preferred stocks of affiliates	(b) 0	0
2.2 Common stocks (unaffiliated)	0	0
2.21 Common stocks of affiliates	0	0
3. Mortgage loans	(c) 0	0
4. Real estate	(d) 0	0
5. Contract Loans	0	0
6. Cash, cash equivalents and short-term investments	(e) 1,782,522	1,674,768
7. Derivative instruments	(f) 0	0
8. Other invested assets	(2,085,701)	(2,085,701)
9. Aggregate write-ins for investment income	8,748	8,748
10. Total gross investment income	14,075,791	14,842,033
11. Investment expenses		(g) 369,583
12. Investment taxes, licenses and fees, excluding federal income taxes		(g) 0
13. Interest expense		(h) 0
14. Depreciation on real estate and other invested assets		(i) 0
15. Aggregate write-ins for deductions from investment income		0
16. Total deductions (Lines 11 through 15)		369,583
17. Net investment income (Line 10 minus Line 16)		14,472,450
DETAILS OF WRITE-INS		
0901. Intercompany Interest Income	8,748	8,748
0902.		
0903.		
0998. Summary of remaining write-ins for Line 9 from overflow page	0	0
0999. Totals (Lines 0901 thru 0903 plus 0998) (Line 9, above)	8,748	8,748
1501.		
1502.		
1503.		
1598. Summary of remaining write-ins for Line 15 from overflow page		0
1599. Totals (Lines 1501 thru 1503 plus 1598) (Line 15, above)		0

- (a) Includes \$ 411,390 accrual of discount less \$ 5,269,865 amortization of premium and less \$ 854,091 paid for accrued interest on purchases.
- (b) Includes \$ 0 accrual of discount less \$ 0 amortization of premium and less \$ 0 paid for accrued dividends on purchases.
- (c) Includes \$ 0 accrual of discount less \$ 0 amortization of premium and less \$ 0 paid for accrued interest on purchases.
- (d) Includes \$ 0 for company's occupancy of its own buildings; and excludes \$ 0 interest on encumbrances.
- (e) Includes \$ 46,940 accrual of discount less \$ 92,216 amortization of premium and less \$ 41,133 paid for accrued interest on purchases.
- (f) Includes \$ 0 accrual of discount less \$ 0 amortization of premium.
- (g) Includes \$ 0 investment expenses and \$ 0 investment taxes, licenses and fees, excluding federal income taxes, attributable to segregated and Separate Accounts.
- (h) Includes \$ 0 interest on surplus notes and \$ 0 interest on capital notes.
- (i) Includes \$ 0 depreciation on real estate and \$ 0 depreciation on other invested assets.

EXHIBIT OF CAPITAL GAINS (LOSSES)

	1	2	3	4	5
	Realized Gain (Loss) On Sales or Maturity	Other Realized Adjustments	Total Realized Capital Gain (Loss) (Columns 1 + 2)	Change in Unrealized Capital Gain (Loss)	Change in Unrealized Foreign Exchange Capital Gain (Loss)
1. U.S. Government bonds	217,049	0	217,049	0	0
1.1 Bonds exempt from U.S. tax	0	0	0	0	0
1.2 Other bonds (unaffiliated)	189,381	0	189,381	0	0
1.3 Bonds of affiliates	0	0	0	0	0
2.1 Preferred stocks (unaffiliated)	0	0	0	0	0
2.11 Preferred stocks of affiliates	0	0	0	0	0
2.2 Common stocks (unaffiliated)	0	0	0	0	0
2.21 Common stocks of affiliates	0	0	0	0	0
3. Mortgage loans	0	0	0	0	0
4. Real estate	0	0	0	0	0
5. Contract loans	0	0	0	0	0
6. Cash, cash equivalents and short-term investments	(24,122)	0	(24,122)	(1,117)	0
7. Derivative instruments	0	0	0	0	0
8. Other invested assets	0	0	0	0	0
9. Aggregate write-ins for capital gains (losses)	0	0	0	0	0
10. Total capital gains (losses)	382,308	0	382,308	(1,117)	0
DETAILS OF WRITE-INS					
0901.					
0902.					
0903.					
0998. Summary of remaining write-ins for Line 9 from overflow page	0	0	0	0	0
0999. Totals (Lines 0901 thru 0903 plus 0998) (Line 9, above)	0	0	0	0	0

EXHIBIT OF NON-ADMITTED ASSETS

	1	2	3
	Current Year Total Nonadmitted Assets	Prior Year Total Nonadmitted Assets	Change in Total Nonadmitted Assets (Col. 2 - Col. 1)
1. Bonds (Schedule D)	0	0	0
2. Stocks (Schedule D):			
2.1 Preferred stocks	0	0	0
2.2 Common stocks	0	0	0
3. Mortgage loans on real estate (Schedule B):			
3.1 First liens	0	0	0
3.2 Other than first liens.....	0	0	0
4. Real estate (Schedule A):			
4.1 Properties occupied by the company	0	0	0
4.2 Properties held for the production of income.....	0	0	0
4.3 Properties held for sale	0	0	0
5. Cash (Schedule E - Part 1), cash equivalents (Schedule E - Part 2) and short-term investments (Schedule DA)	0	0	0
6. Contract loans	0	0	0
7. Derivatives (Schedule DB)	0	0	0
8. Other invested assets (Schedule BA)	0	0	0
9. Receivables for securities	0	0	0
10. Securities lending reinvested collateral assets (Schedule DL)	0	0	0
11. Aggregate write-ins for invested assets	0	0	0
12. Subtotals, cash and invested assets (Lines 1 to 11)	0	0	0
13. Title plants (for Title insurers only)	0	0	0
14. Investment income due and accrued	0	0	0
15. Premiums and considerations:			
15.1 Uncollected premiums and agents' balances in the course of collection	74,199	62,119	(12,080)
15.2 Deferred premiums, agents' balances and installments booked but deferred and not yet due	0	0	0
15.3 Accrued retrospective premiums and contracts subject to redetermination	0	0	0
16. Reinsurance:			
16.1 Amounts recoverable from reinsurers	0	0	0
16.2 Funds held by or deposited with reinsured companies	0	0	0
16.3 Other amounts receivable under reinsurance contracts	0	0	0
17. Amounts receivable relating to uninsured plans	0	18,304	18,304
18.1 Current federal and foreign income tax recoverable and interest thereon	0	0	0
18.2 Net deferred tax asset	224,700	71,330	(153,370)
19. Guaranty funds receivable or on deposit	0	0	0
20. Electronic data processing equipment and software	0	0	0
21. Furniture and equipment, including health care delivery assets	0	0	0
22. Net adjustment in assets and liabilities due to foreign exchange rates	0	0	0
23. Receivable from parent, subsidiaries and affiliates	156,224	0	(156,224)
24. Health care and other amounts receivable	20,835,535	24,483,688	3,648,153
25. Aggregate write-ins for other than invested assets	8,415	14,706	6,291
26. Total assets excluding Separate Accounts, Segregated Accounts and Protected Cell Accounts (Lines 12 to 25)	21,299,073	24,650,147	3,351,074
27. From Separate Accounts, Segregated Accounts and Protected Cell Accounts	0	0	0
28. Total (Lines 26 and 27)	21,299,073	24,650,147	3,351,074
DETAILS OF WRITE-INS			
1101.			
1102.			
1103.			
1198. Summary of remaining write-ins for Line 11 from overflow page	0	0	0
1199. Totals (Lines 1101 thru 1103 plus 1198)(Line 11 above)	0	0	0
2501. Prepaid Commissions	4,071	7,080	3,009
2502. Miscellaneous Receivable	2,870	7,626	4,756
2503. Service Fee Billing	1,474	0	(1,474)
2598. Summary of remaining write-ins for Line 25 from overflow page	0	0	0
2599. Totals (Lines 2501 thru 2503 plus 2598)(Line 25 above)	8,415	14,706	6,291

EXHIBIT 1 - ENROLLMENT BY PRODUCT TYPE FOR HEALTH BUSINESS ONLY

Source of Enrollment	Total Members at End of					6 Current Year Member Months
	1 Prior Year	2 First Quarter	3 Second Quarter	4 Third Quarter	5 Current Year	
1. Health Maintenance Organizations	508,572	502,264	518,664	535,793	545,286	6,259,849
2. Provider Service Organizations	0	0	0	0	0	0
3. Preferred Provider Organizations	0	0	0	0	0	0
4. Point of Service	0	0	0	0	0	0
5. Indemnity Only	0	0	0	0	0	0
6. Aggregate write-ins for other lines of business	0	0	0	0	0	0
7. Total	508,572	502,264	518,664	535,793	545,286	6,259,849
DETAILS OF WRITE-INS						
0601.						
0602.						
0603.						
0698. Summary of remaining write-ins for Line 6 from overflow page	0	0	0	0	0	0
0699. Totals (Lines 0601 thru 0603 plus 0698) (Line 6 above)	0	0	0	0	0	0

EXHIBIT 3A - ANALYSIS OF HEALTH CARE RECEIVABLES COLLECTED AND ACCRUED

Type of Health Care Receivable	Health Care Receivables Collected During the Year		Health Care Receivables Accrued as of December 31 of Current Year		5 Health Care Receivables in Prior Years (Columns 1 + 3)	6 Estimated Health Care Receivables Accrued as of December 31 of Prior Year
	1 On Amounts Accrued Prior to January 1 of Current Year	2 On Amounts Accrued During the Year	3 On Amounts Accrued December 31 of Prior Year	4 On Amounts Accrued During the Year		
1. Pharmaceutical rebate receivables	46,861,231	88,069,912	39,062	53,562,921	46,900,293	50,005,216
2. Claim overpayment receivables	5,707,695	72,108,506	17,473,932	697,249	23,181,627	23,215,739
3. Loans and advances to providers	111,896	0	0	195,000	111,896	306,926
4. Capitation arrangement receivables	0	0	0	0	0	0
5. Risk sharing receivables	8,203	0	905,917	0	914,120	914,120
6. Other health care receivables.....	0	0	0	0	0	0
7. Totals (Lines 1 through 6)	52,689,025	160,178,418	18,418,911	54,455,170	71,107,936	74,442,001

Note that the accrued amounts in Columns 3, 4, and 6 are the total health care receivables, not just the admitted portion.

EXHIBIT 8 - FURNITURE, EQUIPMENT AND SUPPLIES OWNED

Description	1 Cost	2 Improvements	3 Accumulated Depreciation	4 Book Value Less Encumbrances	5 Assets Not Admitted	6 Net Admitted Assets
1. Administrative furniture and equipment	NONE					
2. Medical furniture, equipment and fixtures						
3. Pharmaceuticals and surgical supplies						
4. Durable medical equipment						
5. Other property and equipment						
6. Total						

UNITEDHEALTHCARE PLAN OF THE RIVER VALLEY, INC.

**NOTES TO STATUTORY BASIS FINANCIAL STATEMENTS
AS OF AND FOR THE YEARS ENDED DECEMBER 31, 2020 AND 2019**

1. SUMMARY OF SIGNIFICANT ACCOUNTING POLICIES AND GOING CONCERN

Organization and Operation

UnitedHealthcare Plan of the River Valley, Inc. (the "Company"), licensed as a health maintenance organization ("HMO"), offers its enrollees a variety of managed care programs and products through contractual arrangements with health care providers. Effective December 31, 2019, the Company is a wholly owned subsidiary of UnitedHealthcare, Inc. ("UHC"). Prior to December 31, 2019, the Company was a wholly owned subsidiary of UnitedHealthcare Services Company of the River Valley, Inc. ("UHS-RV") which in turn was a wholly owned subsidiary of UHC. UHS-RV merged with and into UHC on December 31, 2019 resulting in UHC being the Company's immediate parent. UHC is a wholly owned subsidiary of United HealthCare Services, Inc. ("UHS"), a management corporation that provides services to the Company under the terms of a management agreement (the "Agreement"). UHS is a wholly owned subsidiary of UnitedHealth Group Incorporated ("UnitedHealth Group"). UnitedHealth Group is a publicly held company trading on the New York Stock Exchange.

The Company was incorporated on August 5, 1985, as an HMO and operations commenced in December 1985. The Company is certified as an HMO by the Illinois Department of Insurance ("IDOI"). The Company has entered into contracts with physicians, hospitals, and other health care provider organizations to deliver health care services for all enrollees. The Company is licensed in four states.

The Company offers comprehensive commercial products to employer groups. Each contract outlines the coverage provided and renewal provisions.

The Company serves as a plan sponsor offering the Dual Special Needs Plan ("DSNP") and Fully Integrated Dual Eligible Special Needs Plan ("FIDE-SNP") products to the dual-eligible population in the State of Tennessee and also continues to operate in a run-out capacity as a plan sponsor for the Medicare Parts A & B, along with Medicare Part D prescription drug insurance coverage (collectively "Medicare Plans") under contracts with the Centers for Medicare and Medicaid Services ("CMS"). A DSNP is a specialized type of Medicare Advantage Prescription Drug Plan that is limited to dually eligible members and provides additional Medicaid coordination and clinical programs. The FIDE-SNP is a DSNP which coordinates the delivery of covered Medicare and Medicaid health and long-term care services, using aligned care management and specialty care network methods for high-risk beneficiaries and employs policies and procedures approved by CMS and the State to coordinate or integrate enrollment, member materials, communications, grievance and appeals, and quality improvement. The Company receives seven different payment elements either during the year or at final settlement in the subsequent year: CMS premium, member premium, CMS low-income premium subsidy, CMS catastrophic reinsurance subsidy, CMS low-income member cost-sharing subsidy, CMS risk share, and the CMS coverage gap discount program ("CGDP"). The applicable payment elements are received either during the year or at settlement in the subsequent year. Each component of the Medicare program is further defined throughout Note 1.

The Company participates state-wide as a contracted managed care organization ("MCO") in the State of Tennessee Bureau of TennCare program ("TennCare"). TennCare is a project authorized through a conditional waiver by CMS that replaced the State of Tennessee's Medicaid program on January 1, 1994. Uninsured individuals and Medicaid eligible individuals who enroll in the TennCare program receive prepaid health care through participating MCO's. The Company has risk arrangements with TennCare servicing individuals in the Middle Grand Region Tennessee, the West Grand Region Tennessee, and the East Grand Region Tennessee. The contract for all three Grand regions is effective through December 31, 2022 and subject to renewal provisions as outlined in the contract. The Company has contracts with TennCare to administer the Emergency Medical Services ("EMS"), Employment and Community First ("ECF"), Patient Centered Medical Home ("PCMH"), Hospital Directed Payments ("HDP"), Medical Therapy Management ("MTM"), Physician Service ("PHY"), Health Links ("HL"), Behavioral Health ("BH"), Primary Care Provider ("PCP"), Nursing Facilities ("NF"), and Home Community Based Services ("HCBS") for the pass-through programs in addition to the COVID-19 medical expenses reimbursement program (see Note 18).

The Company offers the TennCare CHOICES in Long-Term Services and Supports Program ("CHOICES") for individuals in the Middle Grand Region Tennessee, the West Grand Region Tennessee, and the East Grand Region Tennessee which provides long-term care benefits to the uninsured individuals and Medicaid eligible individuals who are enrolled in the TennCare program and qualify for this benefit. The Company also offers the CHOICES 3 program for individuals who qualify for CHOICES but are considered at-risk for nursing facility care.

The Company had a contract with the State of Iowa, Department of Human Services (“IA DHS”), to deliver high quality health care services for the Iowa Health Link, which includes Hawk-i (a program for uninsured children) eligible beneficiaries in Iowa. This contract was discontinued effective June 30, 2019, with all impacted members transitioned to the remaining carriers with a July 1, 2019 effective date. This contract, excluding and including Hawk-i, represented 47.9% and 48.8% of total direct premiums written as of June 30, 2019, respectively. The Company also had contracts with IA DHS to administer the Graduate Medical Education Program (“GME”) and University of Iowa Health Care Physician Supplemental Program (“UIHCP”) pass-through programs (see Note 18).

A. Accounting Practices

The statutory basis financial statements of the Company are presented on the basis of accounting practices prescribed or permitted by the IDOI.

The IDOI recognizes only statutory accounting practices, prescribed or permitted by the State of Illinois, for determining and reporting the financial condition and results of operations of an HMO, for determining its solvency under Illinois Insurance Law. The state prescribes the use of the National Association of Insurance Commissioners’ (“NAIC”) Accounting Practices and Procedures manual (“NAIC SAP”) in effect for the accounting periods covered in the statutory basis financial statements.

No significant differences exist between the practices prescribed or permitted by the State of Illinois and the NAIC SAP which materially affect the statutory basis net income and capital and surplus, as illustrated in the table below:

	SSAP #	F/S Page #	F/S Line #	December 31, 2020	December 31, 2019
Net Income					
(1) Company state basis (Page 4, Line 32, Columns 2 & 3)	XXX	XXX	XXX	\$ 176,937,177	\$ 157,573,036
(2) State prescribed practices that are an increase/(decrease) from NAIC SAP: Not Applicable				-	-
(3) State permitted practices that are an increase/(decrease) from NAIC SAP: Not Applicable				-	-
(4) NAIC SAP (1 - 2 - 3 = 4)	XXX	XXX	XXX	<u>\$ 176,937,177</u>	<u>\$ 157,573,036</u>
Capital and Surplus					
(5) Company state basis (Page 3, Line 33, Columns 3 & 4)	XXX	XXX	XXX	\$ 647,575,808	\$ 615,878,537
(6) State prescribed practices that are an increase/(decrease) from NAIC SAP: Not Applicable				-	-
(7) State permitted practices that are an increase/(decrease) from NAIC SAP: Not Applicable				-	-
(8) NAIC SAP (5 - 6 - 7 = 8)	XXX	XXX	XXX	<u>\$ 647,575,808</u>	<u>\$ 615,878,537</u>

B. Use of Estimates in the Preparation of the Statutory Basis Financial Statements

The preparation of these statutory basis financial statements in conformity with the NAIC Annual Statement Instructions and the NAIC SAP include certain amounts that are based on the Company’s estimates and judgments. These estimates require the Company to apply complex assumptions and judgments, often because the Company must make estimates about the effects of matters that are inherently uncertain and will change in subsequent periods. The most significant estimates relate to hospital and medical benefits, claims unpaid, aggregate health policy reserves (including medical loss ratio rebates), aggregate health claim reserves, and risk adjustment estimates. The Company adjusts these estimates each period as more current information becomes available. The impact of any changes in estimates is included in the determination of net income in the period in which the estimate is adjusted.

C. Accounting Policy

Basis of Presentation — The Company prepares its statutory basis financial statements on the basis of accounting practices prescribed or permitted by the IDOI. These statutory practices differ from accounting principles generally accepted in the United States of America (“GAAP”).

Accounting policy disclosures that are required by the NAIC Annual Statement instructions are as follows:

- (1–2)** Bonds and short-term investments are stated at book/adjusted carrying value if they meet NAIC designation of one or two and stated at the lower of book/adjusted carrying value or fair value if they meet an NAIC designation of three or higher. The Company does not have any mandatory convertible securities or Securities Valuation Office of the NAIC (“SVO”) identified funds (i.e.: exchange traded funds or bond mutual funds) in its bond portfolio. Amortization of bond premium or accretion of discount is calculated using the constant-yield interest method. Bonds and short-term investments are valued and reported using market prices published by the SVO in accordance with the NAIC Valuation of Securities manual prepared by the SVO or an external pricing service;
- (3–4)** The Company holds no common or preferred stock;
- (5)** The Company holds no mortgage loans on real estate;
- (6)** U.S. government and agency securities and corporate debt securities include loan-backed securities (mortgage-backed securities and asset-backed securities), which are valued using the retrospective adjustment methodology. Prepayment assumptions for the determination of the book/adjusted carrying value, commonly referred to as amortized cost, of loan-backed securities are based on a three-month constant prepayment rate history obtained from external data source vendors. The Company’s investment policy limits investments in nonagency residential mortgage-backed securities, including home equity and sub-prime mortgages, to 10% of total cash and invested assets. Total combined investments in mortgage-backed securities and asset-backed securities cannot exceed more than 30% of total cash and invested assets;
- (7)** The Company holds no investments in subsidiaries, controlled, or affiliated entities;
- (8)** The Company has no investment interests with respect to joint ventures, partnerships, or limited liability companies;
- (9)** The Company holds no derivatives;
- (10)** Premium deficiency reserves (“PDR”) (inclusive of conversion reserves) and the related expenses are recognized when it is probable that expected future health care expenses, claims adjustment expenses (“CAE”), direct administration costs, and an allocation of indirect administration costs under a group of existing contracts will exceed anticipated future premiums and reinsurance recoveries considered over the remaining lives of the contracts, and are recorded as aggregate health policy reserves in the statutory basis statements of admitted assets, liabilities, and capital and surplus. Indirect administration costs arise from activities that are not specifically identifiable to a specific group of existing contracts, and therefore, those costs are fully allocated among the various contract groupings. The allocation of indirect administration costs to each contract grouping is made proportionately to the expected margins remaining in the premiums after future health care expenses, CAE and direct administration costs are considered. The data and assumptions underlying such estimates and the resulting reserves are periodically updated, and any adjustments are reflected as a decrease in reserves for life and accident and health contracts in the statutory basis statements of operations in the period in which the change in estimate is identified. The Company does anticipate investment income as a factor in the PDR calculation (see Note 30);
- (11)** CAE are those costs expected to be incurred in connection with the adjustment and recording of accident and health claims. Pursuant to the terms of the Agreement (see Note 10), the Company pays a management fee to its affiliate, UHS, in exchange for administrative and management services. A detailed review of the administrative expenses of the Company and UHS is performed to determine the allocation between CAE and general administrative expenses (“GAE”) to be reported in the statutory basis statements of operations. It is the responsibility of UHS to pay CAE in the event the Company ceases operations. The Company has recorded an estimate of unpaid CAE associated with incurred but unpaid claims, which is included in unpaid CAE in the statutory basis statements of admitted assets, liabilities, and capital and surplus. Management believes the amount of the liability for unpaid CAE as of December 31, 2020 is adequate to cover the Company’s cost for the adjustment and recording of unpaid claims; however, actual expenses may differ from those established estimates. Adjustments to the estimates for unpaid CAE are reflected in operating results in the period in which the change in estimate is identified;
- (12)** The Company does not carry any fixed assets in the statutory basis financial statements;

- (13) Health care receivables consist of pharmacy rebates receivable estimated based on the most currently available data from the Company's claims processing systems and from data provided by the Company's affiliated pharmaceutical benefit manager, OptumRx, Inc. ("OptumRx"). Health care receivables also include receivables for amounts due to the Company for claim overpayments to providers, hospitals and other health care organizations. Health care receivables are considered nonadmitted assets under the NAIC SAP if they do not meet admissibility requirements. Accordingly, the Company has excluded receivables that do not meet the admissibility criteria from the statutory basis statements of admitted assets, liabilities, and capital and surplus (see Note 28).

The Company has also deemed the following to be significant accounting policies and/or differences between statutory practices and GAAP:

ASSETS

Cash and Invested Assets

- Bonds include U.S. government and agency securities, state and agency municipal securities, city and county municipal securities, and corporate debt securities, with a maturity of greater than one year at the time of purchase;
- Certain debt investments categorized as available-for-sale or held-to-maturity under GAAP are presented at the lower of book/adjusted carrying value or fair value in accordance with the NAIC designations in the statutory basis financial statements, whereas under GAAP, these investments are shown at fair value or book/adjusted carrying value, respectively;
- Cash, cash equivalents, and short-term investments in the statutory basis financial statements represent cash balances and investments with original maturities of one year or less from the time of acquisition, whereas under GAAP, the corresponding caption of cash, cash equivalents, and short-term investments includes cash balances and investments that will mature in one year or less from the balance sheet date;
- Cash represents cash held by the Company in operating accounts;
- Cash equivalents include money-market funds and U.S. treasury bills. Cash equivalents have original maturity dates of three months or less from the date of acquisition. Effective June 2020, cash equivalents also consist of the Company's share of a qualified cash pool sponsored and administered by UHS. The investment pool consists principally of investments with original maturities of less than one year, with the average life of the individual investments being less than 60 days. The Company's share of the pool represents an undivided ownership interest in the pool and is immediately convertible to cash at no cost or penalty. The participants within the pool have an individual fund number to track those investments owned by the Company. In addition, the Company is listed as a participant in the executed custodial agreement between UHS and the custodian whereby the Company's share in the investment pool is segregated and separately maintained. The pool is primarily invested in government obligations, commercial paper, certificates of deposit, and short-term agency notes and is recorded at cost or book/adjusted carrying value depending on the composition of the underlying securities. Interest income from the pool accrues daily to participating members based upon ownership percentage. Prior to June 2020, the investment pool was reported in short-term investments (see Note 1 *Recently Issued Accounting Standards*). Cash equivalents, excluding money-market funds, are reported at cost or book/adjusted carrying value depending on the nature of the underlying security, which approximates fair value. Money-market funds are reported at fair value or net asset value ("NAV") as a practical expedient;
- Short-term investments include U.S. government and agency securities and corporate debt securities. Short-term investments have a maturity of greater than three months but less than one year at the time of purchase. Prior to June 2020, short-term investments also included the Company's share of an investment pool sponsored and administered by UHS (see Note 1 *Recently Issued Accounting Standards*);
- Realized capital gains and losses on sales of investments are calculated based upon specific identification of the investments sold. These gains and losses are reported as net realized capital gains (losses) less capital gains tax ("net realized capital gains (losses) less taxes") in the statutory basis statements of operations;

- The Company continually monitors the difference between amortized cost and estimated fair value of its investments. If any of the Company's investments experience a decline in value that the Company has determined is other-than-temporary, or if the Company has determined it will sell a security that is in an impaired status, the Company will record a realized loss in net realized capital gains (losses) less taxes in the statutory basis statements of operations. The new cost basis is not changed for subsequent recoveries in fair value. The prospective adjustment method is utilized for loan-backed securities for periods subsequent to the loss recognition. The Company has not recorded any other-than-temporary impairments ("OTTI") for the years ended December 31, 2020 and 2019;
- The NAIC SAP requires the following captions to be taken into consideration in the reconciliation of the statutory basis statements of cash flows: cash, including cash overdrafts, cash equivalents, and short-term investments, which can include restricted cash reserves, with original maturities of one year or less from the time of acquisition, whereas under GAAP, pursuant to Accounting Standards Update 2016-18, *Statement of Cash Flows, Restricted Cash*, the statements of cash flows reconcile the corresponding captions of cash, cash equivalents and restricted cash with maturities of three months or less. Short-term investments with a final maturity of one year or less from the balance sheet date are not included in the reconciliation of GAAP cash flows. In addition, there are classification differences within the presentation of the cash flow categories between GAAP and NAIC SAP. The statutory basis statements of cash flows are prepared in accordance with the NAIC Annual Statement Instructions.
- **Other Invested Assets** — Other invested assets include low-income housing tax credit ("LIHTC") investments which are stated at book/adjusted carrying value, which approximates fair value in the statutory basis statements of admitted assets, liabilities and capital and surplus.

Other Assets

- **Investment Income Due and Accrued** — Investment income earned and due as of the reporting date, in addition to investment income earned but not paid or collected until subsequent periods, is reported as investment income due and accrued in the statutory basis statements of admitted assets, liabilities, and capital and surplus. The Company evaluates the collectability of the amounts due and accrued and amounts determined to be uncollectible are written off in the period in which the determination is made. In addition, the remaining balance is assessed for admissibility and any balance greater than 90 days past due is considered a nonadmitted asset.
- **Premiums and Considerations** — The Company reports uncollected premium balances from its insured members, groups, CMS, and state Medicaid agencies as premiums and considerations in the statutory basis statements of admitted assets, liabilities, and capital and surplus. Uncollected premium balances that are over 90 days past due, with the exception of amounts due from government insured plans, are considered nonadmitted assets. In addition to those balances, current balances are also considered nonadmitted if the corresponding balance greater than 90 days past due is deemed more than inconsequential. Premiums and considerations also include the following (see Note 24):
 - a) commercial risk adjustment receivables as defined in Section 1343 of the Affordable Care Act ("ACA"). Premium adjustments are based upon the risk scores (health status) of enrollees participating in risk adjustment covered plans, rather than the actual loss experience of the insured. The risk adjustments and distributions are calculated using a high-cost risk pool which adds a reinsurance-like element to this program. A risk adjustment receivable is recorded when the Company estimates its average actuarial risk score for policies included in this program is greater than the average actuarial risk scores in that market and state risk pool;
 - b) CMS risk corridor receivables for which adjustments are based on whether the ultimate per member per month ("PMPM") benefit costs of any Medicare Plan varies more than 5% above the level estimated in the original bid submitted by the Company and approved by CMS;
 - c) CMS risk adjustment receivables for the Medicare Plans. The risk adjustment model apportions premiums paid to all health plans according to the health severity and certain demographic factors of its enrollees. The CMS risk adjustment model pays more for members whose medical history indicates they have certain medical conditions. Under this risk adjustment methodology, CMS calculates the risk-adjusted premium payment using diagnosis data from hospital inpatient, hospital outpatient, and physician treatment settings. The Company and health care providers collect, capture, and submit the necessary and available diagnosis data to CMS within prescribed deadlines. The Company estimates risk adjustment revenues based upon the diagnosis data submitted and expected to be submitted to CMS. The Company recognizes such changes when the amounts become determinable and supportable and collectability is reasonably assured;

- d) premium withhold receivables from TennCare which are calculated as a percentage of the respective capitation rates based on the Company's estimate of performance metrics that have been met as of the financial statement date;
- e) risk adjustment receivables from TennCare for annual base rate capitation adjustments made by the State based on each MCO's health risk assessment scores. Health plan risk assessment scores are calibrated annually for the purpose of monitoring shifts in enrollment. If there is a significant change in health plan risk assessment scores, TennCare may adjust the original base capitation rates and redistribute across participating MCOs; and
- f) pay for performance program receivables based upon the Company's performance against various quality and operational measures established in the Company's contract with IA DHS which is based on a stated percentage of total direct premiums written.

Premium adjustments for the CMS risk corridor are accounted for as premium adjustments subject to retrospectively rated features (see Note 24). Premium adjustments for the commercial ACA Section 1343 risk adjustment, CMS risk adjustment, TennCare premium withholds, TennCare risk adjustment, and the IA DHS pay for performance program are accounted for as premium adjustments subject to redetermination (see Note 24).

- **Amounts Receivable Relating to Uninsured Plans** — The Company reports amounts due to the Company from CMS and state Medicaid agencies for the administrative activities it performs for which it has no insurance risk as amounts receivable relating to uninsured plans (see Note 18). Amounts receivable relating to uninsured plans include the following:
 - a) costs incurred in excess of the cost reimbursement under the Medicare Plans for the catastrophic reinsurance subsidy and the low-income member cost-sharing subsidy for the individual members. The Company is fully reimbursed by CMS for costs incurred for these contract elements, and accordingly, there is no insurance risk to the Company. Subsidies for individual members are received monthly and are not reflected as net premium income, but rather are accounted for as deposits. If the Company incurs costs in excess of these subsidies, a corresponding receivable is recorded;
 - b) the Company records a receivable related to the administration of TennCare's pharmaceutical benefit program ("PBM"). The PBM submits weekly invoices to the Company that reflects the total payment amount to be made to the TennCare pharmacy providers. When the invoice is received, the Company records a PBM receivable in amounts receivable relating to the uninsured plans. The Company will then receive a reimbursement for the invoice from TennCare and in turn remits the amounts due to the PBM. The Company records a premium tax receivable for any amounts due from TennCare that remains unremitted at month-end, which is also included in amounts receivable relating to uninsured plans in the statutory basis statements of admitted assets, liabilities, and capital and surplus. The Company has no financial or member risk as a result of this relationship. The Company is operating in a passthrough capacity only;
 - c) the Company records a receivable for the amount due from TennCare for the administration of TennCare's ECF program. This receivable consists of unreimbursed administration service fees, amounts due from TennCare for payments made/to be made to providers for members who have received ECF benefits, and any corresponding premium tax receivable due from TennCare that remains unremitted at month end. The Company has no financial or member risk for the benefits provided under the ECF program and is operating in a pass-through capacity only;
 - d) the Company records receivables for the amounts due from TennCare for the administration of TennCare's PCMH program and for the COVID-19 medical expenses reimbursement program. These receivables consist of amounts due from TennCare for payments made/to be made to providers for members who have received PCMH benefits and reimbursement for COVID-19 specified services along with any corresponding premium tax receivable due from TennCare that remains unremitted at month end. The Company has no financial or member risk for the benefits provided under the PCMH and COVID-19 medical expenses reimbursement programs and is operating in a pass-through capacity only; and

- e) the Company recorded receivables for amounts due from IA DHS for blood factor hemophilia prescription costs reimbursements. The Company has no financial or member risk related to these payments and is operating in a pass-through capacity only.
- **Current Federal Income Tax Recoverable** — The Company is included in the consolidated federal income tax return with its ultimate parent, UnitedHealth Group, under which taxes approximate the amount that would have been computed on a separate company basis, with the exception of net operating losses and capital losses. For these losses, the Company receives a benefit at the federal rate in the current year for current taxable losses incurred in that year to the extent losses can be utilized in the consolidated federal income tax return of UnitedHealth Group. A current federal income tax recoverable is recognized when the Company's allocated intercompany estimated payments are more than its actual calculated obligation based on the Company's stand-alone federal income tax return (see Note 9).
- **Net Deferred Tax Asset** — The NAIC SAP provides for an amount to be recorded for deferred taxes on temporary differences between the financial reporting and tax bases of assets, subject to a valuation allowance and admissibility limitations on deferred tax assets (see Note 9). In addition, under the NAIC SAP, the change in deferred tax assets is recorded directly to unassigned surplus in the statutory basis financial statements, whereas under GAAP, the change in deferred tax assets is recorded as a component of the income tax provision within the income statement and is based on the ultimate recoverability of the deferred tax assets. Based on the admissibility criteria under the NAIC SAP, any deferred tax assets determined to be nonadmitted are charged directly to surplus and excluded from the statutory basis financial statements, whereas under GAAP, such assets are included in the balance sheet.
- **Note Receivable** — The Company has a subordinated revolving credit agreement with an affiliate, UHS, where UHS can borrow money on a short-term basis from the Company (see Note 10). The IDOI did not disapprove the Company's request to admit any outstanding receivable at the end of each reporting period pursuant to this agreement provided it continues to be in compliance with statutory accounting principles and state statutes. Pursuant to SSAP No. 25, *Affiliates and Other Related Parties* ("SSAP No. 25"), the Company has admitted the loan which is reported in note receivable in the statutory basis statements of admitted assets, liabilities, and capital and surplus.

LIABILITIES

- **Claims Unpaid and Aggregate Health Claim Reserves** — Claims unpaid and aggregate health claim reserves include claims processed but not yet paid, estimates for claims received but not yet processed, estimates for the costs of health care services enrollees have received but for which claims have not yet been submitted, and payments and liabilities for physician, hospital, and other medical costs disputes.

The estimates for incurred but not yet reported claims are developed using an actuarial process that is consistently applied, centrally controlled, and automated. The actuarial models consider factors such as historical submission and payment data, cost trends, customer and product mix, seasonality, utilization of health care services, contracted service rates, and other relevant factors. The Company estimates such liabilities for physician, hospital, and other medical cost disputes based upon an analysis of potential outcomes, assuming a combination of litigation and settlement strategies. These estimates may change as actuarial methods change or as underlying facts upon which estimates are based change. The Company did not change actuarial methods during 2020 and 2019. Management believes the amount of claims unpaid and aggregate health claim reserves is a best estimate of the Company's liability for unpaid claims and aggregate health claim reserves as of December 31, 2020; however, actual payments may differ from those established estimates.

The Company contracts with hospitals, physicians, and other providers of health care under capitated or discounted fee for service arrangements, including a hospital per diem to provide medical care services to enrollees. Some of these contracts are with related parties (see Note 10). Capitated providers are at risk for the cost of medical care services provided to the Company's enrollees; however, the Company is ultimately responsible for the provision of services to its enrollees should the capitated provider be unable to provide the contracted services.

- **Accrued Medical Incentive Pool and Bonus Amounts** —The Company has agreements with certain independent physicians and physician network organizations that provide for the establishment of a fund into which the Company places monthly premiums payable for members assigned to the physician. The Company manages the disbursement of funds from this account as well as reviews the utilization of nonprimary care medical services of members assigned to the physicians. Any surpluses in the fund are shared by the Company and the physician based upon predetermined risk-sharing percentage and the liability is included in accrued medical incentive pool and bonus amounts in the statutory basis statements of admitted assets, liabilities, and capital and surplus. The Company also has incentive and bonus arrangements with providers that are based on quality, utilization, and/or various health outcome measures. The estimated amount due to providers that meet the established metrics is included in accrued medical incentive pool and bonus amounts in the statutory basis statements of admitted assets, liabilities, and capital and surplus.
- **Aggregate Health Policy Reserves** —The Company establishes a liability for estimated accrued retrospective and redetermination premiums due from the Company based on the actuarial method and assumptions for each respective contract. Aggregate health policy reserves also include:
 - a) commercial risk adjustment payables as defined in Section 1343 of the ACA. Premium adjustments are based upon the risk scores (health status) of enrollees participating in risk adjustment covered plans, rather than the actual loss experience of the insured. The risk adjustments and distributions are calculated using a high-cost risk pool which adds a reinsurance-like element to this program. A risk adjustment payable is recorded when the Company estimates its average actuarial risk score for policies included in this program is less than the average actuarial risk scores in that market and state risk pool. The data used by CMS to determine the risk adjustment amount is subject to risk adjustment data validation audits along with the true-up to the final CMS report, which may result in a material change to arrive at the final risk adjustment amount from the initial risk adjustment estimate recorded (see Note 24);
 - b) CMS risk corridor payables for which adjustments are based on whether the ultimate PMPM benefit costs of any Medicare Plan varies more than 5% below the level estimated in the original bid submitted by the Company and approved by CMS (see Note 24);
 - c) CMS risk adjustment payables for the Medicare Plans. The risk adjustment model apportions premiums paid to all health plans according to the health severity and certain demographic factors of its Medicare Plans enrollees. The CMS risk adjustment model pays more for members whose medical history indicates they have certain medical conditions. Under this risk adjustment methodology, CMS calculates the risk-adjusted premium payment using diagnosis data from hospital inpatient, hospital outpatient, and physician treatment settings. The Company and health care providers collect, capture, and submit the necessary and available diagnosis data to CMS within prescribed deadlines. If diagnosis data submitted to CMS needs to be corrected or deleted, the revised diagnosis data can be re-submitted. The Company estimates reductions to risk adjustment revenues and corresponding change in CMS risk adjustment payables based upon the diagnosis data submitted and expected to be submitted to CMS. The Company recognizes such changes when the amounts become determinable and supportable (see Note 24);
 - d) estimated recoupment reserves for the rate differential between the TennCare capitation rate and the CHOICES 3 capitation rate for TennCare Medicaid members that the state has identified as at-risk for nursing facility care that have not received home and community based services or nursing facility services within any 30 day period in which a member was enrolled in the CHOICES 3 program, net of the estimated risk adjusted rate calculation for annual base rate capitation adjustments (see Note 21 and Note 24);
 - e) risk corridor payables due to TennCare for which adjustments are based on whether the Company incurs benefit costs that are less than the stated targeted percentages for the products subject to the corridor (see Note 24);
 - f) estimated amounts to be recouped by TennCare for revenue received outside of the medical spend corridor (see Note 24);

- g) commercial retrospectively rated contract payables for the Company's contract with Ankeny Community School District which includes a retrospectively rated premium feature. The Company is subject to premium adjustments based on a medical target (see Note 24); and
 - h) estimated minimum loss ratio rebates payable on the comprehensive commercial and Medicare, including DSNP and FIDE-SNP products. If the medical loss ratios on these fully insured products, as calculated under the definitions of the ACA and/or State statutes and implementing regulations, fall below certain targets, the Company is required to rebate the ratable portions of the premiums annually (see Note 24).
- **Premiums Received in Advance** — Premiums received in full for the policies processed during the current period, but prior to the commencement of the service period, are recorded as premiums received in advance in the statutory basis statements of admitted assets, liabilities, and capital and surplus.
 - **General Expenses Due or Accrued** — General expenses that are due as of the reporting date in addition to general expenses that have been incurred but are not due until a subsequent period are reported as general expenses due or accrued in the statutory basis statements of admitted assets, liabilities, and capital and surplus. General expenses due or accrued also include the amounts for unpaid assessments, commissions payable, premium taxes, state income taxes and the unpaid portion of the contributions required under the ACA risk adjustment program (see Note 24) in addition to amounts received from TennCare for payment of premium taxes related to the administration of TennCare's PBM program and TennCare's ECF, EMS, PCMH, MTM, PHY, and HL pass-through programs that remain unremitted at month end. The Company has no financial or member risk as a result of these programs. The Company is operating in a pass-through capacity only.
 - **Current Federal Income Tax Payable** — The Company is included in the consolidated federal income tax return with its ultimate parent, UnitedHealth Group under which taxes approximate the amount that would have been computed on a separate company basis, with the exception of net operating losses and capital losses. For these losses, the Company receives a benefit at the federal rate in the current year for current taxable losses incurred in that year to the extent losses can be utilized in the consolidated federal income tax return of UnitedHealth Group. A liability for federal income taxes payable is recognized when its allocated intercompany estimated payments are less than its actual calculated obligation based on the Company's stand-alone federal income tax return (see Note 9).
 - **Remittances and Items Not Allocated** — Remittances and items not allocated generally represent monies received from policyholders for monthly premium billings or providers that have not been specifically identified or applied prior to year-end. The majority is from monies received in the lockbox account on the last day of the year.
 - **Amounts due to Parent, Subsidiaries, and Affiliates, Net** — In the normal course of business, the Company has various transactions with related parties (see Note 10). The Company reports any unsettled amounts owed as amounts payable to parent, subsidiaries, and affiliates, net, in the statutory basis statements of admitted assets, liabilities, and capital and surplus.
 - **Liability for Amounts Held Under Uninsured Plans** — Liability for amounts held under uninsured plans represents amounts due from the Company to CMS and state Medicaid agencies for the administrative activities it performs for which it has no insurance risk (see Note 18). Liability for amounts held under uninsured plans includes the following:
 - a) the ACA mandates consumer discounts of 70% on brand name prescription drugs for Part D plan participants in the coverage gap. These discounts are pre-funded for the individual members by CMS and a liability for the amount subject to recoupment is recorded. The Company solely administers the application of these funds and has no insurance risk; and
 - b) the Company records payables related to the administration of TennCare's EMS, PCMH, HDP, MTM, PHY, HL, PCP, and HCBS pass-through programs and IA DHS' GME and UIHCP pass-through programs for amounts due to providers for services provided to members that remain unpaid as of month end. The Company has no financial or member risk for the benefits provided under these programs and is operating in a pass-through capacity only.
 - **Payable for Securities** — The Company reports payable for securities when investments are traded at the end of an accounting period for which the settlement does not occur until the following month in the statutory basis statements of admitted assets, liabilities, and capital and surplus.

CAPITAL AND SURPLUS AND MINIMUM STATUTORY REQUIREMENTS

- **Nonadmitted Assets** — Certain assets, including certain aged premium receivables, certain health care receivables, certain deferred tax assets, prepaid expenses, and certain amounts receivable relating to uninsured plans are considered nonadmitted assets under the NAIC SAP and are excluded from the statutory basis statements of admitted assets, liabilities, and capital and surplus and charged directly to unassigned surplus. Under GAAP, such assets are included in the balance sheet.
- **Restricted Cash Reserves** — The Company held regulatory deposits in the amount of \$28,598,092 and \$ 38,746,330 as of December 31, 2020 and 2019, respectively, in compliance with the various state requirements for qualification purposes as a domestic and foreign insurer. These restricted cash reserves consist principally of government obligations and are stated at book/adjusted carrying value, which approximates fair value. These restricted deposits are included in bonds in the statutory basis statements of admitted assets, liabilities, and capital and surplus. Interest earned on these deposits accrues to the Company.
- **Minimum Capital and Surplus** — Under the laws of the State of Illinois, the domiciliary state, the IDOI requires the Company to maintain net worth of \$300,000 and a special contingency reserve of 5% of its net earned subscription revenue for health care services through December 31st of the year in which certified. In subsequent years, the organization must accumulate additions to the reserve in an amount equal to 2% of its net earned subscription revenue for each calendar year. Additional accumulations will no longer be required when the total special contingency reserve reaches \$1,500,000. The Company's accumulated reserve reached \$1,500,000 during 1989.

The Company has reported the IDOI minimum capital and surplus requirement of \$1,500,000, calculated pursuant to state statutes governing HMOs, as aggregate write-ins for other than special surplus funds, contingency reserve, in the statutory basis statements of admitted assets, liabilities, and capital and surplus, whereas under GAAP, such reserves are included in retained earnings.

Risk-based capital ("RBC") is a regulatory tool for measuring the minimum amount of capital appropriate for a MCO to support its overall business operations in consideration of its size and risk profile. The IDOI requires the Company to maintain minimum capital and surplus equal to the greater of the state statute as outlined above, or the level needed to avoid action pursuant to the trend test in the RBC formula. The Company is in compliance with the required amount.

The Company is also subject to minimum capital and surplus requirements in other states where it is licensed to do business.

The Company has \$647,575,808 and \$ 615,878,537 in total statutory basis capital and surplus as of December 31, 2020 and 2019, respectively, which is in compliance with the required amounts where it is licensed to do business.

- **Section 9010 ACA Subsequent Fee Year Assessment** — The Company is subject to the Section 9010 ACA subsequent fee year assessment. Under the NAIC SAP, as of December 31, 2019, an amount equal to the estimated subsequent year fee was apportioned out of unassigned surplus and reported as Section 9010 ACA subsequent fee year assessment, in the statutory basis statements of admitted assets, liabilities, and capital and surplus, whereas under GAAP, no such special surplus designation is required. In accordance with the 2021 Health Insurer Fee ("HIF") repeal, no HIF will be payable in 2021 or thereafter, therefore no amounts will be apportioned out of unassigned surplus after December 31, 2019.

STATEMENTS OF OPERATIONS

- **Net Premium Income and Change in Reserve for Rate Credits** — Revenues consist of net premium income that is recognized in the period in which enrollees are entitled to receive health care services. Net premium income is shown net of reinsurance premiums paid and reinsurance premiums incurred but not paid in the statutory basis statements of operations.

Comprehensive commercial health plans with medical loss ratios on fully insured products, as calculated under the definitions in the ACA and implementing regulations, that fall below certain targets are required to rebate ratable portions of premiums annually. The Company classifies its estimated rebates as change in reserve for rate credits in the statutory basis statements of operations.

Pursuant to Section 1343 of the ACA, the Company records premium adjustments for changes to the commercial risk adjustment balances which are reflected in net premium income in the statutory basis statements of operations.

Net premium income includes retroactive run-out premiums from the Medicare Parts A & B along with Medicare Part D prescription drug insurance coverage program and current premiums for the DSNP and FIDE-SNP from CMS, which includes CMS premiums, including amounts pursuant to the CMS risk adjustment program, member premiums, and the CMS low-income premium subsidy for the Company's insurance risk coverage. Net premium income is recognized ratably over the period in which eligible individuals are entitled to receive health care services and prescription drug benefits.

The Company also records estimates related to the CMS Medicare Plans risk corridor program. Changes to these estimates are reflected as change in reserve for rate credits in the statutory basis statements of operations.

The Company's Medicare Plans are subject to medical loss ratio requirements under the ACA. Plans with medical loss ratios that fall below certain targets are required to rebate ratable portions of premiums annually. The Company classifies its estimated rebates as change in reserve for rate credits in the statutory basis statements of operations.

Net premium income includes amounts paid by TennCare for the membership enrolled under the at-risk agreement. Premiums are contractual and are recognized in the coverage period in which members are entitled to receive services. The majority of net premium income recorded is based on capitated rates, which are monthly premiums paid for each member enrolled.

The Company records withhold receivables and risk adjustment receivables and payables related to the TennCare program. The changes to the risk adjustment receivables and payables are driven by the estimated impact to the capitation rates initially received as a result of TennCare recalibrating the rates annually for participating MCOs in the Medicaid program. Changes to the estimated amounts recorded as a result of further refined information are reflected as net premium income in the period in which the change becomes known in the statutory basis statements of operations. The Company also records estimates related to the TennCare risk corridor program. Changes to these estimates are reflected as change in reserve for rate credits in the statutory basis statement of operations.

Net premium income includes amounts received from IA DHS for membership enrolled in the Iowa Health Link program. Premiums are contractual and are recognized in the coverage period in which members are entitled to receive services, except in the case of maternity payments. Maternity income is billed on contractual rates and recognized as income as each birth case is identified by the Company.

The Company records pay for performance receivables from IA DHS. The pay for performance receivables are based upon the Company's performance against various quality and operational measures established in the Company's contract with IA DHS which is based on a stated percentage of total direct premiums written. Changes to these receivable calculations are reflected as net premium income in the period in which the change becomes known in the statutory basis statements of operations.

- **Total Hospital and Medical Expenses** — Total hospital and medical expenses include claims paid, claims processed but not yet paid, estimates for claims received but not yet processed, estimates for the costs of health care services enrollees have received but for which claims have not yet been submitted, and payments and liabilities for physician, hospital, and other medical costs disputes.

Total hospital and medical expenses also include amounts incurred for incentive pool, withhold adjustments, and bonus amounts that are based on the underlying contractual provisions with the respective provider. In addition, adjustments to claims unpaid estimates and aggregate health claim reserves are reflected in the period once the change in estimate is identified and included in total hospital and medical expenses in the statutory basis statements of operations.

- **General Administrative Expenses** — Pursuant to the terms of the Agreement (see Note 10), the Company pays a management fee to UHS in exchange for administrative and management services. Costs for items not included within the scope of the Agreement are directly expensed as incurred. State income taxes are also a component of GAE. A detailed review of the administrative expenses of the Company and UHS is performed to determine the allocation between CAE and GAE to be reported in the statutory basis statements of operations.

The Company is subject to an annual fee under Section 9010 of the ACA. A health insurance entity's annual fee becomes payable once the entity provides health insurance for any U.S. health risk during the calendar year, which is nondeductible for tax purposes (see Note 22). Under the NAIC SAP, the entire amount of the estimated annual fee expense is recognized on January 1 of the fee year in GAE in the statutory basis statements of operations, whereas under GAAP, a deferred asset is created on January 1 of the fee year which is amortized to expense on a straight-line basis throughout the year.

Administrative fee revenues include amounts related to the TennCare ECF program. TennCare reimburses the Company on a PMPM basis for actual and reasonable administration costs to support the ECF program. As the Company has neither the obligation for funding the ECF claims, nor the primary responsibility for providing the medical care, the Company does not recognize net premium income and hospital/medical expenses for this contract. Administrative fee revenue and related expenses are netted against GAE in the statutory basis statements of operations (see Note 18).

- **Net Investment Income Earned** — Net investment income earned includes investment income collected during the period, as well as the change in investment income due and accrued on the Company's holdings. Amortization of premium or discount on bonds and certain external investment management costs are also included in net investment income earned (see Note 7).
- **Federal Income Taxes Incurred** — The provision for federal income taxes incurred is calculated based on applying the statutory federal income tax rate of 21% to net income before federal income taxes and net realized capital gains subject to certain adjustments (see Note 9).
- **Comprehensive Income** — Comprehensive income and its components are not separately presented in the statutory basis financial statements, whereas under GAAP, it is a requirement to present comprehensive income and its components in the financial statements.

REINSURANCE

- **Reinsurance Ceded** — In the normal course of business, the Company seeks to limit its exposure to loss on any single insured and to recover a portion of benefits paid by ceding premium to other insurance enterprises or reinsurers under excess loss agreements. The Company remains primarily liable as the direct insurer on the risks reinsured. Reinsurance premiums paid and reinsurance premiums incurred but not paid are deducted from net premium income in the statutory basis statements of operations.

The Company has an excess loss and insolvency-only reinsurance agreement with UnitedHealthcare Insurance Company ("UHIC"), an affiliate. The Company currently has no premiums or members subject to the excess loss contract provision. The Company cedes 0.1% of net premium income to UHIC for the insolvency-only contract provision. (see Note 23).

- **Ceded Reinsurance Premiums Payable** — The ceded reinsurance premiums payable balance represents amounts due to the reinsurer for specified coverage which will be paid based on the contract terms.

OTHER

- **Vulnerability Due to Certain Concentrations** — The Company is subject to substantial federal and state government regulation, including licensing and other requirements relating to the offering of the Company's existing products in new markets and offerings of new products, both of which may restrict the Company's ability to expand its business.

The Company has no commercial customers that individually exceed 10% of total direct premiums written and uncollected premiums, including receivables for contracts subject to redetermination, for the years ended December 31, 2020 and 2019.

Direct premiums written and uncollected premiums, including receivables for contracts subject to redetermination, from CMS related to the Medicare Plans as a percentage of total direct premiums written and total uncollected premiums, including receivables for contracts subject to redetermination, are 35.1% and 52.4% as of December 31, 2020 and 22.4% and 42.2% as of December 31, 2019, respectively.

Direct premiums written and uncollected premiums, including receivables for contracts subject to redetermination, from the State of Tennessee, TennCare program as a percentage of total direct premiums written and total uncollected premiums, including receivables for contracts subject to redetermination, are 60.4% and 13.8% as of December 31, 2020 and 32.4% and 28.1% as of December 31, 2019, respectively.

Direct runoff premiums/premiums written and uncollected premiums, including receivables for contracts subject to redetermination, from the IA DHS as a percentage of total direct premiums written and total uncollected premiums, including receivables for contracts subject to redetermination, are 0.7% and 33.6% as of December 31, 2020 and 42.3% and 29.3% as of December 31, 2019, respectively.

Recently Issued Accounting Standards — In May 2020, the NAIC revised Statement of Statutory Accounting Principles (“SSAP”) No. 2R, *Cash, Cash Equivalents, Drafts, and Short-Term Investments* (“SSAP No. 2R”) for the presentation of qualifying cash pools. The revision clarified the types of cash pooling structures and the investments required to be maintained in those structures for the cash pools to qualify as cash, cash equivalents or short-term investments. This revised guidance is effective for reporting periods on and after January 1, 2021 with early adoption permitted. The Company has elected to early adopt the revised change effective June 2020 (see Note 5 and Note 20).

The Company reviewed all other recently issued guidance in 2020 and 2019 that has been adopted for 2020 or subsequent years’ implementation and has determined that none of the items would have a significant impact to the statutory basis financial statements.

D. Going Concern

The Company has the ability and will continue to operate for a period of time sufficient to carry out its commitments, obligations and business objectives.

2. ACCOUNTING CHANGES AND CORRECTIONS OF ERRORS

No changes in accounting principles or corrections of errors have been recorded during the years ended December 31, 2020 and 2019.

3. BUSINESS COMBINATIONS AND GOODWILL

A–D. The Company was not party to a business combination during the years ended December 31, 2020 and 2019, and does not carry goodwill in its statutory basis statements of admitted assets, liabilities, and capital and surplus.

4. DISCONTINUED OPERATIONS

A. Discontinued Operation Disposed of or Classified as Held for Sale

(1–4) The Company did not have any discontinued operations disposed of or classified as held for sale during 2020 and 2019.

B. Change in Plan of Sale of Discontinued Operation — Not applicable.

C. Nature of any Significant Continuing Involvement with Discontinued Operations after Disposal — Not applicable.

D. Equity Interest Retained in the Discontinued Operation after Disposal — Not applicable.

5. INVESTMENTS

Pursuant to the early adoption of SSAP No. 2R (see Note 1), the Company’s investment in the qualified cash pool is included in cash equivalents in 2020 and was reported in short-term investments in 2019. The Company’s investment in the qualified cash pool balance is \$7,388,942 and \$3,387,377 as of December 31, 2020 and December 31, 2019, respectively.

For purposes of calculating gross realized gains and losses on sales of investments, the amortized cost of each investment sold is used. The gross realized gains and losses on sales of long-term investments were \$797,191 and \$390,761, respectively, for 2020 and \$5,272,296 and \$768,925, respectively, for 2019. The gross realized gains and losses on sales of short-term investments were \$283 and \$15,795, respectively, for 2020. There were no gross realized gains and losses on sales of short-term investment in 2019. The net realized gain is included in net realized capital gains (losses) less taxes in the statutory basis statements of operations. Total proceeds on the sale of long-term investments were \$45,207,576 and \$216,947,776 and for short-term investments were \$1,678,766,410 and \$5,302,657,792 in 2020 and 2019, respectively.

ANNUAL STATEMENT FOR THE YEAR 2020 OF THE UnitedHealthcare Plan of the River Valley, Inc.

As of December 31, 2020 and 2019, the book/adjusted carrying value, fair value, and gross unrecognized unrealized gains and losses of the Company's investments, excluding cash and cash equivalents of \$370,706,859 and \$76,552,724 respectively, are disclosed in the table below.

	2020				
	Book/Adjusted Carrying Value	Gross Unrecognized	Gross Unrecognized	Gross Unrecognized	Fair Value
		Unrealized Gains	Unrealized Losses < 1 Year	Unrealized Losses > 1 Year	
U.S. government and agency securities	\$ 223,027,357	\$ 6,957,466	\$ 6,233	\$ 3,875	\$ 229,974,715
State and agency municipal securities	88,432,794	3,860,268	1,184	-	92,291,878
City and county municipal securities	82,681,238	4,456,247	19,449	-	87,118,036
Corporate debt securities	325,118,371	16,338,560	14,440	-	341,442,491
Other invested assets	7,838,898	-	-	-	7,838,898
Total bonds, short-term investments, and other invested assets	<u>\$ 727,098,658</u>	<u>\$ 31,612,541</u>	<u>\$ 41,306</u>	<u>\$ 3,875</u>	<u>\$ 758,666,018</u>

	2020				
	Book/Adjusted Carrying Value	Gross Unrecognized	Gross Unrecognized	Gross Unrecognized	Fair Value
		Unrealized Gains	Unrealized Losses < 1 Year	Unrealized Losses > 1 Year	
Less than one year	\$ 72,979,830	\$ 199,762	\$ 15,614	\$ -	\$ 73,163,978
One to five years	264,108,499	9,897,737	1,751	-	274,004,485
Five to ten years	227,569,109	16,766,752	10,770	-	244,325,091
Over ten years	162,441,220	4,748,290	13,171	3,875	167,172,464
Total bonds, short-term investments, and other invested assets	<u>\$ 727,098,658</u>	<u>\$ 31,612,541</u>	<u>\$ 41,306</u>	<u>\$ 3,875</u>	<u>\$ 758,666,018</u>

	2019				
	Book/Adjusted Carrying Value	Gross Unrecognized	Gross Unrecognized	Gross Unrecognized	Fair Value
		Unrealized Gains	Unrealized Losses < 1 Year	Unrealized Losses > 1 Year	
U.S. government and agency securities	\$ 235,276,921	\$ 2,930,393	\$ 16,259	\$ 175,382	\$ 238,015,673
State and agency municipal securities	56,565,116	1,866,193	62,945	-	58,368,364
City and county municipal securities	67,006,030	2,593,502	90,109	-	69,509,423
Corporate debt securities	301,855,288	7,533,636	25,691	9,549	309,353,684
Other invested assets	9,924,596	-	-	-	9,924,596
Total bonds, short-term investments, and other invested assets	<u>\$ 670,627,951</u>	<u>\$ 14,923,724</u>	<u>\$ 195,004</u>	<u>\$ 184,931</u>	<u>\$ 685,171,740</u>

Included in U.S. government and agency securities and corporate debt securities in the tables above are mortgage-related loan-backed securities, which do not have a single maturity date. For the years to maturity table above, these securities have been presented in the maturity group based on the securities' final maturity date and at a book/adjusted carrying value of \$122,408,459 and fair value of \$125,799,645.

The following table illustrates the fair value and gross unrecognized unrealized losses, aggregated by investment category and length of time that the individual securities have been in a continuous unrecognized unrealized loss position as of December 31, 2020 and 2019:

	2020					
	< 1 Year		> 1 Year		Total	
	Fair Value	Gross Unrecognized Unrealized Losses	Fair Value	Gross Unrecognized Unrealized Losses	Fair Value	Gross Unrecognized Unrealized Losses
U.S. government and agency securities	\$ 6,028,222	\$ 6,233	\$ 454,001	\$ 3,875	\$ 6,482,223	\$ 10,108
State and agency municipal securities	1,504,079	1,184	-	-	1,504,079	1,184
City and county municipal securities	5,194,695	19,449	-	-	5,194,695	19,449
Corporate debt securities	14,979,003	14,440	-	-	14,979,003	14,440
Total bonds and short-term investments	<u>\$27,705,999</u>	<u>\$ 41,306</u>	<u>\$ 454,001</u>	<u>\$ 3,875</u>	<u>\$28,160,000</u>	<u>\$ 45,181</u>

	2019					
	< 1 Year		> 1 Year		Total	
	Fair Value	Gross Unrecognized Unrealized Losses	Fair Value	Gross Unrecognized Unrealized Losses	Fair Value	Gross Unrecognized Unrealized Losses
U.S. government and agency securities	\$17,950,372	\$ 16,259	\$ 20,467,237	\$ 175,382	\$38,417,609	\$ 191,641
State and agency municipal securities	6,702,671	62,945	-	-	6,702,671	62,945
City and county municipal securities	5,592,888	90,109	-	-	5,592,888	90,109
Corporate debt securities	17,587,587	25,691	3,738,566	9,549	21,326,153	35,240
Total bonds and short-term investments	<u>\$47,833,518</u>	<u>\$ 195,004</u>	<u>\$ 24,205,803</u>	<u>\$ 184,931</u>	<u>\$72,039,321</u>	<u>\$ 379,935</u>

The unrecognized unrealized losses on investments in U.S. government and agency securities, state and agency municipal securities, city and county municipal securities, and corporate debt securities at December 31, 2020 and 2019, were mainly caused by interest rate fluctuations and not by unfavorable changes in the credit ratings associated with these securities. The Company evaluates impairment at each reporting period for each of the securities whereby the fair value of the investment is less than its book/adjusted carrying value. The contractual cash flows of the U.S. government and agency securities are guaranteed either by the U.S. government or an agency of the U.S. government. It is expected that the securities would not be settled at a price less than the cost of the investment, and the Company does not intend to sell the investment until the unrealized loss is fully recovered. The Company assessed the credit quality of the state and agency municipal securities, city and county municipal securities and corporate debt securities, noting whether a significant deterioration since purchase or other factors that may indicate an OTTI, such as the length of time and extent to which fair value has been less than cost, the financial condition, and near-term prospects of the issuer as well as specific events or circumstances that may influence the operations of the issuer and the Company's intent to sell the investment. Additionally, the Company evaluated its intent and ability to retain loan-backed securities for a period of time sufficient to recover the amortized cost. As a result of these reviews, no OTTIs were recorded by the Company as of December 31, 2020 and 2019.

A–C. The Company has no mortgage loans, real estate loans, restructured debt, or reverse mortgages. The Company also has no real estate property occupied by the Company, real estate property held for the production of income, or real estate property held for sale.

D. Loan-Backed Securities

- (1) U.S. government and agency securities and corporate debt securities include loan-backed securities (mortgage-backed securities and asset-backed securities), which are valued using the retrospective adjustment methodology. Prepayment assumptions for the determination of the book/adjusted carrying value, commonly referred to as amortized cost, of loan-backed securities are based on a three-month constant prepayment rate history obtained from external data source vendors.
- (2) The Company did not recognize any OTTIs on loan-backed securities as of December 31, 2020 and 2019.
- (3) The Company did not have any loan-backed securities with OTTIs to report by CUSIP as of December 31, 2020 or 2019.
- (4) The following table illustrates the fair value, gross unrecognized unrealized losses, and length of time that the loan-backed securities have been in a continuous unrecognized unrealized loss position as of December 31, 2020 and 2019:

	2020
The aggregate amount of unrealized losses:	
1. Less than 12 months	\$ 5,706
2. 12 months or longer	3,875
The aggregate related fair value of securities with unrealized losses:	
1. Less than 12 months	6,030,621
2. 12 months or longer	454,001
	2019
The aggregate amount of unrealized losses:	
1. Less than 12 months	\$ 20,272
2. 12 months or longer	181,217
The aggregate related fair value of securities with unrealized losses:	
1. Less than 12 months	16,180,951
2. 12 months or longer	21,872,053

- (5) The Company believes that it will continue to collect timely the principal and interest due on its loan-backed securities that have an amortized cost in excess of fair value. The unrealized losses were primarily caused by interest rate changes and not by unfavorable changes in the credit quality associated with these securities that impacted the assessment on collectability of principle and interest. At each reporting period, the Company evaluates available-for-sale debt securities for any credit-related impairment when the fair value of the investment is less than its amortized cost. The Company evaluated the expected cash flows, the underlying credit quality and credit ratings of the issuers, and the potential economic impacts of COVID-19 on the issuers, noting no significant credit deterioration since purchase. As of December 31, 2020, the unrealized loss on any security that the Company classified as intent to sell was not material to the Company's investment portfolio. Any other securities in an unrealized loss position as of December 31, 2020, the Company considers to be temporary.

- E. **Dollar Repurchase Agreements and/or Securities Lending Transactions** — Not applicable.
- F. **Repurchase Agreements Transactions Accounted for as Secured Borrowing** — Not applicable.
- G. **Reverse Repurchase Agreements Transactions Accounted for as Secured Borrowing** — Not applicable.
- H. **Repurchase Agreements Transactions Accounted for as a Sale** — Not applicable.
- I. **Reverse Repurchase Agreements Transactions Accounted for as a Sale** — Not applicable.
- J. **Real Estate** — Not applicable.
- K. **Low-Income Housing Tax Credits**

(1–7) LIHTC investments of \$7,838,898 and \$9,924,596 as of December 31, 2020 and 2019, respectively, are included in other invested assets in the statutory basis statements of admitted assets, liabilities, and capital and surplus. The Company has no corresponding liability as of December 31, 2020 and 2019 for future capital contributions. The number of remaining years of unexpired tax credits is four years and the required holding period for the LIHTC investments is nine years. The LIHTC investments are not currently subject to any regulatory reviews. The Company did not recognize any impairment losses, write-downs, or reclassifications during 2020 or 2019.

L. Restricted Assets

(1) Restricted assets, including pledged securities as of December 31, 2020 and 2019, are presented below:

Restricted Asset Category	1 Total Gross (Admitted & Nonadmitted) Restricted From Current Year	2 Total Gross (Admitted & Nonadmitted) Restricted From Prior Year	3 Increase/ (Decrease) (1 Minus 2)	4 Total Current Year Nonadmitted Restricted	5 Total Current Year Admitted Restricted (1 minus 4)	6 Gross (Admitted & Nonadmitted) Restricted to Total Assets (a)	7 Admitted Restricted to Total Admitted Assets (b)
a. Subject to contractual obligation for which liability is not shown	\$ -	\$ -	\$ -	\$ -	\$ -	0 %	0 %
b. Collateral held under security lending agreements	-	-	-	-	-	0 %	0 %
c. Subject to repurchase agreements	-	-	-	-	-	0 %	0 %
d. Subject to reverse repurchase agreements	-	-	-	-	-	0 %	0 %
e. Subject to dollar repurchase agreements	-	-	-	-	-	0 %	0 %
f. Subject to dollar reverse repurchase agreements	-	-	-	-	-	0 %	0 %
g. Placed under option contracts	-	-	-	-	-	0 %	0 %
h. Letter stock or securities restricted as to sale—excluding FHLB capital stock	-	-	-	-	-	0 %	0 %
i. FHLB capital stock	-	-	-	-	-	0 %	0 %
j. On deposit with states	28,598,092	38,746,330	(10,148,238)	-	28,598,092	2 %	2 %
k. On deposit with other regulatory bodies	-	-	-	-	-	0 %	0 %
l. Pledged as collateral to FHLB (including assets backing funding agreements)	-	-	-	-	-	0 %	0 %
m. Pledged as collateral not captured in other categories	510,419	508,898	1,521	-	510,419	0 %	0 %
n. Other restricted assets	-	-	-	-	-	0 %	0 %
o. Total restricted assets	\$ 29,108,511	\$ 39,255,228	\$ (10,146,717)	\$ -	\$ 29,108,511	2 %	2 %

(a) Column 1 divided by Asset Page, Column 1, Line 28
 (b) Column 5 divided by Asset Page, Column 3, Line 28

- (2) The Company holds a \$500,000 demand deposit as collateral for the State of Tennessee, TennCare Medicaid initiative called “QuILTSS”, or Quality Improvement in Long Term Services and Support. This demand deposit is currently held at Optum Bank, Inc. and is restricted as to its use. This deposit is included in cash in the statutory basis financial statements and is stated at book/adjusted carrying value, which approximates fair value. Interest earned on this deposit accrues to the Company. The details of assets pledged as collateral not captured in other categories as of December 31, 2020 and 2019 is presented below:

	1	2	3	4	5	6
Description of Assets	Total Gross (Admitted & Nonadmitted) Restricted from Current Year	Total Gross (Admitted & Nonadmitted) Restricted From Prior Year	Increase/ (Decrease) (1 Minus 2)	Total Current Year Admitted Restricted	Gross (Admitted & Nonadmitted) Restricted to Total Asset	Admitted Restricted to Total Admitted Assets
Optum Health Bank Demand Deposit Account	\$ 510,419	\$ 508,898	\$ 1,521	\$ 510,419	- %	- %
Total (a)	<u>\$ 510,419</u>	<u>\$ 508,898</u>	<u>\$ 1,521</u>	<u>\$ 510,419</u>	<u>- %</u>	<u>- %</u>

(a) Total Line for Columns 1 through 3 should equal 5L(1)m Columns 1 through 3 respectively and Total Line for Column 4 should equal 5L(1)m Column 5

- (3-4) The Company had no collateral received and reflected as assets as of December 31, 2020 or 2019.

M. Working Capital Finance Investments — Not applicable.

N. Offsetting and Netting of Assets and Liabilities

The Company does not have any offsetting or netting of assets and liabilities as it relates to derivatives, repurchase and reverse repurchase agreements, and securities borrowing and securities lending activities.

O. 5GI Securities

The Company does not have any investments with an NAIC designation of 5GI as of December 31, 2020 and 2019.

P. Short Sales — Not applicable.

Q. Prepayment Penalty and Acceleration Fees

The following table illustrates prepayment penalty and acceleration fees as of December 31, 2020:

	<u>General Account</u>
1. Number of CUSIPs	7
2. Aggregate Amount of Investment Income	\$ 665,005

R. Reporting Entity's Share of Cash Pool by Asset Type

Pursuant to the early adoption of SSAP No. 2R in June 2020 (see Note 1), the Company's investment in the qualified cash pool is being reported in cash equivalents. Prior to the early adoption, the qualified cash pool was being reported in short-term investments. The Company's investment in the qualified cash pool balance is \$7,388,942 and \$3,387,377 as of December 31, 2020 and December 31, 2019, respectively.

The following table presents the percent share distribution by asset type of the total qualified cash pool balance as of December 31, 2020:

Asset Type	Percent Share
(1) Cash	0%
(2) Cash Equivalents	85%
(3) Short-Term Investments	15%
(4) Total	100%

6. JOINT VENTURES, PARTNERSHIPS, AND LIMITED LIABILITY COMPANIES

A–B. The Company has no investments in joint ventures, partnerships, or limited liability companies that exceed 10% of admitted assets and did not recognize any impairment write-down for its investments in joint ventures, partnerships, and limited liability companies during the statement periods.

7. INVESTMENT INCOME

A. The Company excludes all investment income due and accrued amounts that are over 90 days past due from the statutory basis statements of admitted assets, liabilities, and capital and surplus.

B. There were no investment income amounts excluded from the statutory basis financial statements.

8. DERIVATIVE INSTRUMENTS

A–B. The Company has no derivative instruments.

9. INCOME TAXES**A. Deferred Tax Asset/Liability**

(1) The components of the net deferred tax asset/liability at December 31, 2020 and 2019 are as follows:

	2020			2019			Change		
	1 Ordinary	2 Capital	3 (Col 1+2) Total	4 Ordinary	5 Capital	6 (Col 4+5) Total	7 (Col 1 - 4) Ordinary	8 (Col 2 - 5) Capital	9 (Col 7+8) Total
(a) Gross deferred tax assets	\$ 15,078,428	\$ -	\$ 15,078,428	\$ 9,957,439	\$ 959	\$ 9,958,398	\$ 5,120,989	\$ (959)	\$ 5,120,030
(b) Statutory valuation allowance adjustments	-	-	-	-	-	-	-	-	-
(c) Adjusted gross deferred tax assets (1a - 1b)	15,078,428	-	15,078,428	9,957,439	959	9,958,398	5,120,989	(959)	5,120,030
(d) Deferred tax assets nonadmitted	224,700	-	224,700	71,330	-	71,330	153,370	-	153,370
(e) Subtotal net admitted deferred tax asset (1c - 1d)	14,853,728	-	14,853,728	9,886,109	959	9,887,068	4,967,619	(959)	4,966,660
(f) Deferred tax liabilities	468,558	-	468,558	749,512	9,154	758,666	(280,954)	(9,154)	(290,108)
(g) Net admitted deferred tax asset/(net deferred tax liability) (1e - 1f)	\$ 14,385,170	\$ -	\$ 14,385,170	\$ 9,136,597	\$ (8,195)	\$ 9,128,402	\$ 5,248,573	\$ 8,195	\$ 5,256,768

(2) The components of the adjusted gross deferred tax assets admissibility calculation under SSAP No. 101, *Income Taxes*, are as follows:

Admission Calculation Components SSAP No. 101	2020			2019			Change		
	1 Ordinary	2 Capital	3 (Col 1 + 2) Total	4 Ordinary	5 Capital	6 (Col 4 + 5) Total	7 (Col 1 - 4) Ordinary	8 (Col 2 - 5) Capital	9 (Col 7 + 8) Total
(a) Federal income taxes paid in prior years recoverable through loss carrybacks	\$ 14,010,758	\$ -	\$ 14,010,758	\$ 9,128,402	\$ -	\$ 9,128,402	\$ 4,882,356	\$ -	\$ 4,882,356
(b) Adjusted gross deferred tax assets expected to be realized (excluding the amount of deferred tax assets from 2(a) above) after application of the threshold limitation. (The lesser of 2(b)1 and 2(b)2 below)	374,412	-	374,412	-	-	-	374,412	-	374,412
1. Adjusted gross deferred tax assets expected to be realized following the balance sheet date	374,412	-	374,412	-	-	-	374,412	-	374,412
2. Adjusted gross deferred tax assets allowed per limitation threshold	XXX	XXX	94,978,596	XXX	XXX	91,012,520	XXX	XXX	3,966,076
(c) Adjusted gross deferred tax assets (excluding the amount of deferred tax assets from 2(a) and 2(b) above) offset by gross deferred tax liabilities	468,558	-	468,558	757,707	959	758,666	(289,149)	(959)	(290,108)
(d) Deferred tax assets admitted as the result of application of SSAP No. 101 Total (2(a) + 2(b) + 2(c))	\$ 14,853,728	\$ -	\$ 14,853,728	\$ 9,886,109	\$ 959	\$ 9,887,068	\$ 4,967,619	\$ (959)	\$ 4,966,660

(3) The ratio percentage and adjusted capital and surplus used to determine the recovery period and threshold limitations for the admissibility calculation are presented below:

(a) Ratio percentage used to determine recovery period and threshold limitation amount	814 %	400 %
(b) Amount of adjusted capital and surplus used to determine recovery period and threshold limitation in 2(b)(2) above	\$ 633,190,638	\$ 606,750,135

(4) The impact to the gross deferred tax assets balances as a result of tax-planning strategies as of December 31, 2020 and 2019 is presented below:

Impact of Tax-Planning Strategies	2020		2019		Change	
	1 Ordinary	2 Capital	3 Ordinary	4 Capital	5 (Col 1 - 3) Ordinary	6 (Col 2 - 4) Capital
(a) Determination of adjusted gross deferred tax assets and net admitted deferred tax assets by tax character as a percentage.						
1. Adjusted gross DTAs amount from Note 9A1(c)	\$ 15,078,428	\$ -	\$ 9,957,439	\$ 959	\$ 5,120,989	\$ (959)
2. Percentage of adjusted gross DTAs by tax character attributable to the impact of tax-planning strategies	- %	- %	- %	- %	- %	- %
3. Net admitted adjusted gross DTAs amount from Note 9A1(e)	\$ 14,853,728	\$ -	\$ 9,886,109	\$ 959	\$ 4,967,619	\$ (959)
4. Percentage of net admitted adjusted gross DTAs by tax character admitted because of the impact of tax-planning strategies	- %	- %	- %	- %	- %	- %
(b) Does the Company's tax-planning strategies include the use of reinsurance?			Yes		No	X

B. Unrecognized Deferred Tax Liabilities

(1-4) There are no unrecognized deferred tax liabilities for the years ended December 31, 2020 and 2019.

C. Significant Components of Income Taxes

(1) The current federal and foreign income taxes incurred for the years ended December 31, 2020 and 2019 are as follows:

	1 2020	2 2019	3 (Col 1 - 2) Change
1. Current income tax			
(a) Federal	\$ 69,950,546	\$ 32,699,790	\$ 37,250,756
(b) Foreign	-	-	-
(c) Subtotal	69,950,546	32,699,790	37,250,756
(d) Federal income tax on net capital gains	80,285	962,181	(881,896)
(e) Utilization of capital loss carryforwards	-	-	-
(f) Other	-	-	-
(g) Total federal and foreign income taxes incurred	<u>\$ 70,030,831</u>	<u>\$ 33,661,971</u>	<u>\$ 36,368,860</u>

(2-4) The tax effects of temporary differences that give rise to significant portions of the deferred tax assets and liabilities as of December 31, 2020 and 2019, are as follows:

	1 2020	2 2019	3 (Col 1 - 2) Change
2 Deferred tax assets:			
(a) Ordinary:			
(1) Discounting of unpaid losses	\$ 968,558	\$ 1,002,539	\$ (33,981)
(2) Unearned premium reserve	8,241,369	113,496	8,127,873
(3) Policyholder reserves	-	-	-
(4) Investments	-	-	-
(5) Deferred acquisition costs	-	-	-
(6) Policyholder dividends accrual	-	-	-
(7) Fixed assets	-	-	-
(8) Compensation and benefits accrual	-	-	-
(9) Pension accrual	-	-	-
(10) Receivables — nonadmitted	4,424,763	5,160,065	(735,302)
(11) Net operating loss carryforward	-	-	-
(12) Tax credit carryforward	-	-	-
(13) Other (including items <5% of total ordinary tax assets)	<u>1,443,738</u>	<u>3,681,339</u>	<u>(2,237,601)</u>
(99) Subtotal	15,078,428	9,957,439	5,120,989
(b) Statutory valuation allowance adjustment	-	-	-
(c) Nonadmitted	<u>224,700</u>	<u>71,330</u>	<u>153,370</u>
(d) Admitted ordinary deferred tax assets (2a99 - 2b - 2c)	<u>14,853,728</u>	<u>9,886,109</u>	<u>4,967,619</u>
(e) Capital:			
(1) Investments	-	-	-
(2) Net capital loss carryforward	-	-	-
(3) Real estate	-	-	-
(4) Other (including items <5% of total capital tax assets)	<u>-</u>	<u>959</u>	<u>(959)</u>
(99) Subtotal	-	959	(959)
(f) Statutory valuation allowance adjustment	-	-	-
(g) Nonadmitted	<u>-</u>	<u>-</u>	<u>-</u>
(h) Admitted capital deferred tax assets (2e99 - 2f - 2g)	<u>-</u>	<u>959</u>	<u>(959)</u>
(i) Admitted deferred tax assets (2d + 2h)	<u>14,853,728</u>	<u>9,887,068</u>	<u>4,966,660</u>
3 Deferred tax liabilities:			
(a) Ordinary:			
(1) Investments	-	187,242	(187,242)
(2) Fixed assets	-	-	-
(3) Deferred and uncollected premium	-	-	-
(4) Policyholder reserves	-	-	-
(5) Other (including items <5% of total ordinary tax liabilities)	<u>468,558</u>	<u>562,270</u>	<u>(93,712)</u>
(99) Subtotal	<u>468,558</u>	<u>749,512</u>	<u>(280,954)</u>
(b) Capital:			
(1) Investments	-	7,961	(7,961)
(2) Real estate	-	-	-
(3) Other (including items <5% of total capital tax liabilities)	<u>-</u>	<u>1,193</u>	<u>(1,193)</u>
(99) Subtotal	<u>-</u>	<u>9,154</u>	<u>(9,154)</u>
(c) Deferred tax liabilities (3a99 + 3b99)	<u>468,558</u>	<u>758,666</u>	<u>(290,108)</u>
4 Net deferred tax assets/liabilities (2i - 3c)	<u>\$ 14,385,170</u>	<u>\$ 9,128,402</u>	<u>\$ 5,256,768</u>

The other ordinary deferred tax asset of \$1,443,738 for 2020 consists of other items of \$1,067,670, intangibles of \$372,663, and general expenses due and accrued of \$3,405. The other ordinary deferred tax asset of \$3,681,339 for 2019 consists of intangibles of \$2,846,414, other items of \$829,037, general expenses due and accrued of \$3,557, and bad debt of \$2,331. The other capital deferred tax asset of \$959 for 2019 consists of unrealized losses. The other ordinary deferred tax liability of \$468,558 and \$562,270, for 2020 and 2019, respectively, consists of discounting of unpaid losses. The other capital deferred tax liability of \$1,193 for 2019 consists of unrealized gains.

The Company assessed the potential realization of the gross deferred tax asset and as a result no statutory valuation allowance was required and no allowance was established as of December 31, 2020 and 2019.

- D.** The provision for federal income taxes incurred is different from that which would be obtained by applying the statutory federal income tax rate of 21% to net income before federal income taxes incurred, plus capital gains tax. A summarization of the significant items causing this difference as of December 31, 2020 and 2019 is as follows:

	2020		2019	
	Amount	Effective Tax Rate	Amount	Effective Tax Rate
Tax provision at the federal statutory rate	\$ 51,863,280	21%	\$ 40,159,352	21%
Tax-exempt interest	(432,917)	0	(481,460)	0
Health insurer fee	14,366,599	6	-	0
Current year tax credit	(1,911,968)	(1)	(1,911,946)	(1)
Tax effect of nonadmitted assets	735,933	0	(138,712)	0
Total statutory income taxes	\$ 64,620,927	26%	\$ 37,627,234	20%
Federal income taxes incurred	\$ 69,950,546	28%	\$ 32,699,790	17%
Capital gains tax	80,285	0	962,181	1
Change in net deferred income tax	(5,409,904)	(2)	3,965,263	2
Total statutory income taxes	\$ 64,620,927	26%	\$ 37,627,234	20%

- E.** At December 31, 2020, the Company had no net operating loss carryforwards.

Current federal income tax recoverable (payable) of \$7,442,168 and (\$23,605,972) as of December 31, 2020 and 2019, respectively, are included in the statutory basis statements of admitted assets, liabilities, and capital and surplus. Federal income taxes paid, net of refunds, were \$101,078,971 and \$ 9,613,348 in 2020 and 2019, respectively.

Federal income taxes incurred of \$70,030,832 and \$33,661,971 for 2020 and 2019, respectively, are available for recoupment in the event of future net losses.

The Company has not admitted any aggregate amounts of deposits that are included within Section 6603 ("Deposits made to suspend running of interest on potential underpayments, etc.") of the Internal Revenue Service ("IRS") Code.

- F.** The Company is included in the consolidated federal income tax return with its ultimate parent, UnitedHealth Group. The entities included within the consolidated return are included in the NAIC Statutory Statement Schedule Y – Information Concerning Activities of Insurer Members Of A Holding Company Group. Federal income taxes are paid to or refunded by UnitedHealth Group pursuant to the terms of a tax-sharing agreement, approved by the Board of Directors, under which taxes approximate the amount that would have been computed on a separate company basis, with the exception of net operating losses and capital losses. For these losses the Company receives a benefit at the federal rate in the current year for current taxable losses incurred in that year to the extent losses can be utilized in the consolidated federal income tax return of UnitedHealth Group. UnitedHealth Group currently files income tax returns in the U.S. federal jurisdiction, various states, and foreign jurisdictions. The U.S. IRS has completed exams on UnitedHealth Group's consolidated income tax returns for fiscal years 2016 and prior. UnitedHealth Group's 2017 through 2020 tax returns are under review by the IRS under its Compliance Assurance Program. With the exception of a few states, UnitedHealth Group is no longer subject to income tax examinations prior to the 2013 tax year. In general, the Company is subject to examination in non-U.S. jurisdictions for years 2015 and forward. The Company does not believe any adjustments that may result from these examinations will be material to the Company.

- G. Tax Contingencies** — Not applicable.

- H. Repatriation Transition Tax** — Not applicable.

I. Alternative Minimum Tax Credit — Not applicable.

10. INFORMATION CONCERNING PARENT, SUBSIDIARIES, AND AFFILIATES

A–B. In the ordinary course of business, the Company contracts with several affiliates to provide a wide variety of services to the Company's members. These agreements are filed with and approved by the IDOI according to Management's understanding of the current requirements and standards. Within the confines of the applicable filed and approved agreements (including subsequent amendments thereto), the amount and types of services provided by these affiliated entities can change year over year.

UHS maintains a private short-term investment pool in which affiliated companies may participate (see Note 1). At December 31, 2020 and 2019, the Company's portion was \$7,388,942 and \$3,387,377, respectively, and pursuant to SSAP No. 2R (see Note 1), is included in cash equivalents as of December 31, 2020 and in short-term investments as of December 31, 2019 in the statutory basis statements of admitted assets, liabilities, and capital and surplus.

The Company has a tax-sharing agreement with UnitedHealth Group (see Note 9).

The Company paid dividends of \$154,000,000 and \$0 in 2020 and 2019, respectively, to its parent (see Note 13).

The Company holds a \$200,000,000 subordinated revolving credit agreement with UnitedHealth Group at an interest rate of London InterBank Offered Rate plus a margin of 0.50%. This credit agreement is subordinate to the extent it does not conflict with any credit facility held by either party. The credit agreement is for a one-year term and automatically renews annually, unless terminated by either party. The agreement shall continue until terminated pursuant to the terms of this agreement which require either party to give a 60 day written notice to the other party. No amounts were outstanding under the line of credit as of December 31, 2020 and 2019.

Effective March, 25, 2020, the Company has a subordinated revolving credit agreement with UHS at an interest rate of London InterBank Offered Rate plus a margin of 0.50%. Under this agreement, UHS can borrow money on a short-term basis from the Company. The aggregate principal amount that may be outstanding at any time is the lesser of 3% of the Company's admitted assets or 25% of the Company's policyholder surplus as of the preceding December 31. The IDOI did not disapprove the Company's request to admit any outstanding receivable at the end of each reporting period pursuant to this agreement provided it continues to be in compliance with statutory accounting principles and state statutes. As of December 31, 2020, the outstanding balance under this agreement is \$20,000,000, which is reported in note receivable in statutory basis statements of admitted assets, liabilities, and capital and surplus. The total amount of interest earned through the reporting period is \$8,748, which includes interest receivable on the outstanding note balance as of December 31, 2020.

The Company has entered into reinsurance agreements with an affiliated entity (see Note 23).

C. Transactions With Related Parties Who Are Not Reported On Schedule Y

The Company has no material related party transactions that meet the disclosure requirements pursuant to SSAP No. 25, *Affiliates and Other Related Parties* ("SSAP No. 25") that are not included in the NAIC Statutory Statement Schedule Y—Part 2 Summary Of Insurer's Transactions With Any Affiliates.

D. At December 31, 2020 and 2019, the Company reported \$28,365,920 and \$24,148,559, respectively, as amounts due to parent, subsidiaries, and affiliates, net which are included in the statutory basis statements of admitted assets, liabilities, and capital and surplus. These balances are generally settled within 90 days from the incurred date. Any balances due to the Company that are not settled within 90 days are considered nonadmitted assets.

- E.** The administrative services, access fees, and cost of care services provided by affiliates are calculated using one or more of the following methods: (1) a percentage of premiums; (2) use of assets; (3) direct pass-through of charges; (4) per member per month; (5) per employee per month; (6) per claim; or (7) a combination thereof consistent with the provisions contained in each contract. These amounts are included in GAE, CAE, and hospital and medical expenses in the statutory basis statements of operations. The following table identifies the amounts reported for the administrative services, access fees, and cost of care services provided by related parties for the years ended December 31, 2020 and 2019, which meet the disclosure requirements pursuant to SSAP No. 25, regardless of the effective date of the contract:

	2020	2019
UHS	\$ 266,879,006	\$ 368,250,191
OptumRx	65,003,843	296,586,051
United Behavioral Health	23,381,978	34,375,535
OptumInsight, Inc.	10,125,868	16,085,914

UHS provides, or arranges for the provision of, management, administrative, and other services deemed necessary or appropriate for UHS to provide management and operational support to the Company. The services can include, but are not limited to, the categories of management and operational services outlined in the Agreement, such as human resources, legal, facilities, general administration, treasury and investment functions, claims adjudication and payment, benefit administration, disease management, health care decision support, medical management, credentialing, preventive health services, and utilization management reporting.

OptumRx provides services that may include, but are not limited to, administrative services related to pharmacy management and pharmacy claims processing for enrollees, manufacturer rebate administration, pharmacy incentive services, specialty drug pharmacy services, durable medical equipment services including orthotics and prosthetics and personal health products catalogues showing the healthcare products and benefit credits enrollees needed to redeem the respective products.

United Behavioral Health provides services related to mental health and substance abuse treatment.

OptumInsight, Inc. provides services that may include, but are not limited to, claim analytics and recovery of medical expense overpayments, retroactive fraud, waste and abuse, subrogation and premium audit services. All recoveries are returned to the Company by OptumInsight, Inc. on a monthly basis.

The Company has premium payments that are received and claim payments and direct expenses such as broker commissions, IDOI exam fees, ACA assessments and premium taxes that are processed and paid by an affiliated UnitedHealth Group entity. Premiums, claims, and direct expenses applicable to the Company are settled at regular intervals throughout the month via the intercompany settlement process and any amounts outstanding are reflected in amounts due to parent, subsidiaries, and affiliates, net in the statutory basis statements of admitted assets, liabilities, and capital and surplus.

- F.** The Company has not extended any guarantees or undertakings for the benefit of an affiliate or related party.
- G.** The Company is part of an insurance holding company system with UnitedHealth Group as the ultimate parent. Management believes that the Company's transactions with affiliates are fair and reasonable; however, operations of the Company may not be indicative of those that would have occurred if it had operated as an independent company.
- H.** The Company does not have any amount deducted from the value of an upstream intermediate entity or ultimate parent owned, either directly or indirectly, via a downstream subsidiary, controlled, or affiliated entity.
- I.** The Company does not have any investments in a subsidiary, controlled, or affiliated entity that exceeds 10% of admitted assets.
- J.** The Company does not have any investments in impaired subsidiaries, controlled, or affiliated entities.
- K.** The Company does not have any investments in foreign insurance subsidiaries.
- L.** The Company does not hold any investments in a downstream noninsurance holding company.
- M.** The Company does not have any investments in noninsurance subsidiaries, controlled, or affiliated entities.

- N. The Company does not have any investments in insurance subsidiaries, controlled, or affiliated entities.
- O. The Company does not have any investments in subsidiary, controlled, or affiliated entities or joint ventures, partnerships and limited liability companies in which the Company's share of losses exceeds the investment.

11. DEBT

- A-B. The Company had no outstanding debt with third-parties or outstanding Federal Home Loan Bank agreements during 2020 and 2019.

12. RETIREMENT PLANS, DEFERRED COMPENSATION, POSTEMPLOYMENT BENEFITS AND COMPENSATED ABSENCES AND OTHER POSTRETIREMENT BENEFIT PLANS

- A-I. The Company has no defined benefit plans, defined contribution plans, multiemployer plans, consolidated/holding company plans, postemployment benefits, or compensated absences plans and is not impacted by the Medicare Modernization Act on postretirement benefits, since all personnel are employees of UHS, which provides services to the Company under the terms of the Agreement (see Note 10).

13. CAPITAL AND SURPLUS, DIVIDEND RESTRICTIONS, AND QUASI-REORGANIZATIONS

- A-B. The Company has 1,000 shares authorized and 10 shares issued and outstanding of no par value common stock. The Company has no preferred stock outstanding. All issued and outstanding shares of common stock are held by the Company's parent, UHC.
- C. Dividend payment requirements are outlined in the domiciliary state statutes and may be further restricted by the IDOI.
- D. The Company paid ordinary cash dividends to UHC of \$100,000,000 and \$54,000,000 on June 3, 2020 and December 22, 2020, respectively, which required no approval and were recorded as a reduction to unassigned surplus in the statutory basis statements of admitted assets, liabilities, and capital and surplus. The dividends complied with the provisions set forth in the statutes of Illinois and Tennessee. No dividends were paid in 2019.
- E. The amount of ordinary dividends that may be paid out during any given period is subject to certain restrictions as specified by state statute.
- F. There are no restrictions placed on the Company's unassigned surplus.
- G. The Company is not a mutual reciprocal or a similarly organized entity and does not have advances to surplus not repaid.
- H. The Company does not hold any stock, including stock of affiliated companies for special purposes, such as conversion of preferred stock, employee stock options, or stock purchase warrants.
- I. As discussed in Note 1, in 2020 no amount was required to be apportioned out of unassigned surplus as the HIF was repealed by Congress, effective January 1, 2021. For the year ended December 31, 2019, the amount of the estimated Section 9010 ACA subsequent fee year assessment apportioned out of unassigned surplus was \$68,153,345.
- J. The portion of unassigned surplus, excluding the apportionment of estimated Section 9010 ACA subsequent fee year assessment, net income, and dividends, represented (or reduced) by each item below is as follows:

	2020	2019
Unrealized capital losses (gains) on investments		
less capital gains tax	\$ -	\$ 1,118
Net deferred income taxes	14,609,870	9,199,732
Nonadmitted assets	<u>(21,299,073)</u>	<u>(24,650,147)</u>
Total	<u>\$ (6,689,203)</u>	<u>\$ (15,449,297)</u>

- K-M. The Company does not have any outstanding surplus notes and has never been a party to a quasi-reorganization.

14. LIABILITIES, CONTINGENCIES AND ASSESSMENTS

A. Contingent Commitments

The Company has no contingent commitments.

B. Assessments

The Company is not aware of any guaranty fund assessments or premium tax offsets, potential or accrued, that could have a material financial effect on the operations of the entity.

C. Gain Contingencies

The Company is not aware of any gain contingencies that should be disclosed in the statutory basis financial statements.

D. Claims Related Extra Contractual Obligation and Bad Faith Losses Stemming from Lawsuits — Not applicable.

E. Joint and Several Liabilities — Not applicable.

F. All Other Contingencies

The Company's business is regulated at the federal, state, and local levels. The laws and rules governing the Company's business and interpretations of those laws and rules are subject to frequent change. Broad latitude is given to the agencies administering those regulations. Further, the Company must obtain and maintain regulatory approvals to market and sell many of its products.

The Company has been, or is currently involved, in various governmental investigations, audits and reviews. These include routine, regular and special investigations, audits and reviews by CMS, state insurance and health and welfare departments and other governmental authorities. The Company cannot reasonably estimate the range of loss, if any, that may result from any material government investigations, audits and reviews in which it is currently involved given the inherent difficulty in predicting regulatory action, fines and penalties, if any, and the various remedies and levels of judicial review available to the Company in the event of an adverse finding.

On February 14, 2017, the Department of Justice ("DOJ") announced its decision to pursue certain claims within a lawsuit initially asserted against the Company and filed under seal by a whistleblower in 2011. The whistleblower's complaint, which was unsealed on February 15, 2017, alleges that the Company made improper risk adjustment submissions and violated the False Claims Act. On February 12, 2018, the court granted in part and denied in part the Company's motion to dismiss. In May 2018, the DOJ moved to dismiss the Company's counterclaims, which were filed in March 2018, and moved for partial summary judgment. In March 2019, the court denied the government's motion for partial summary judgment and dismissed the Company's counterclaims without prejudice. The Company cannot reasonably estimate the outcome that may result from this matter given its procedural status.

Because of the nature of its businesses, the Company is frequently made party to a variety of legal actions and regulatory inquiries, including class actions and suits brought by members, care providers, consumer advocacy organizations, customers and regulators, relating to the Company's businesses, including management and administration of health benefit plans and other services.

The Company records liabilities for its estimates of probable costs resulting from these matters where appropriate. Estimates of costs resulting from legal and regulatory matters involving the Company are inherently difficult to predict, particularly where the matters involve: indeterminate claims for monetary damages or may involve fines, penalties or punitive damages; present novel legal theories or represent a shift in regulatory policy; involve a large number of claimants or regulatory bodies; are in the early stages of the proceedings; or could result in a change in business practices. Accordingly, the Company is often unable to estimate the losses or ranges of losses for those matters where there is a reasonable possibility, or it is probable that a loss may be incurred. Although the outcomes of any such legal actions cannot be predicted, in the opinion of management, the resolution of any currently pending or threatened actions will not have a material adverse effect on the statutory basis statements of admitted assets, liabilities, and capital and surplus or statutory basis statements of operations of the Company.

The Company routinely evaluates the collectability of all receivable amounts included in the statutory basis statements of admitted assets, liabilities, and capital and surplus. Impairment reserves are established for those amounts where collectability is uncertain. Based on the Company's past experience, exposure related to uncollectible balances and the potential of loss for those balances not currently reserved for is not material to the Company's statutory basis financial condition.

There are no assets that the Company considers to be impaired at December 31, 2020 and 2019.

15. LEASES

A–B. According to the Agreement between the Company and UHS (see Note 10), operating leases for the rental of office facilities and equipment are the responsibility of UHS. Fees associated with the lease agreements are included as a component of the Company's management fee.

16. INFORMATION ABOUT FINANCIAL INSTRUMENTS WITH OFF-BALANCE-SHEET RISK AND FINANCIAL INSTRUMENTS WITH CONCENTRATIONS OF CREDIT RISK

(1–4) The Company does not hold any financial instruments with off-balance-sheet risk or have any concentrations of credit risk.

17. SALE, TRANSFER, AND SERVICING OF FINANCIAL ASSETS AND EXTINGUISHMENTS OF LIABILITIES

A–C. The Company did not participate in any transfer of receivables, financial assets or wash sales.

18. GAIN OR LOSS TO THE REPORTING ENTITY FROM UNINSURED PLANS AND THE UNINSURED PORTION OF PARTIALLY INSURED PLANS

A. ASO Plans

The Company has an Administrative Services Only Contract ("ASO") with TennCare for the ECF product for which TennCare retains all of the health care service risk, while the Company assumes the administrative risk. The Company has recorded receivables for amounts due from TennCare for administering the ECF benefit of \$519,450 and \$482,400 at December 31, 2020 and 2019, respectively, which are included in amounts receivable relating to uninsured plans in the statutory basis statements of admitted assets, liabilities, and capital and surplus. The Company's liability for premium taxes payable on the ECF activity of \$952,201 and \$699,561 at December 31, 2020 and 2019, respectively, is included in general expenses due or accrued in the statutory basis statements of admitted assets, liabilities, and capital and surplus.

The net gain from operations of the ASO uninsured plans and the uninsured portion of partially insured plans are as follows:

	2020			2019		
	ASO Uninsured Plans	Uninsured Portion of Partially Insured Plans	Total ASO	ASO Uninsured Plans	Uninsured Portion of Partially Insured Plans	Total ASO
a. Net reimbursement for administrative expenses (including administrative fees) in excess of actual expenses	\$ 2,738,801	\$ -	\$ 2,738,801	\$ 2,962,632	\$ -	\$ 2,962,632
b. Total net other income or expenses (including interest paid to or received from plans)	-	-	-	-	-	-
c. Net gain (loss) from operations	2,738,801	-	2,738,801	2,962,632	-	2,962,632
d. Total claim payment volume	12,356,177	-	12,356,177	7,830,223	-	7,830,223

B. The Company has no operations from Administrative Services Contracts.

C. Medicare or Other Similarly Structured Cost Based Reimbursement Contract

The Medicare Part D program is a partially insured plan. The Company recorded a receivable in amounts receivable relating to uninsured plans in the statutory basis statements of admitted assets, liabilities, and capital and surplus of \$26,647,495 and \$14,298,736 as of December 31, 2020 and 2019, respectively, for cost reimbursement under the Medicare Part D program for the catastrophic reinsurance and low-income member cost-sharing subsidies. The Company also recorded a payable of \$68,007 and \$53,918 as of December 31, 2020 and 2019, respectively, for the Medicare Part D CGDP in liability for amounts held under uninsured plans in the statutory basis statements of admitted assets, liabilities, and capital and surplus. These Medicare subsidies are described in Note 1, *Amounts Receivable Relating to Uninsured Plans* and *Liability for Amounts Held Under Uninsured Plans*.

The Company participates in administering the payments for TennCare's PBM. There is no risk to the Company as a result of these transactions. The Company recorded a premium tax receivable from TennCare of \$5,804,163 and \$5,373,390 and a corresponding premium tax payable of \$5,804,163 and \$5,373,390 as of December 31, 2020 and 2019, respectively, which is included in amounts receivable relating to uninsured plans and general expenses due or accrued, respectively, in the statutory basis statements of admitted assets, liabilities, and capital and surplus.

The Company administers TennCare's enhanced rate payments for the EMS, PCMH, HPD, MTM, PHY, HL, BH, PCP, NF, and HCBS pass-through programs through non-risk reconciled payments. The acute benefits for EMS, PCMH, HDP, MTM, PHY, HL, BH, PCP, NF, and HCBS are included in the TennCare's capitation rate. The state-directed PCMH enhanced payments are reimbursed outside of the monthly capitation rates. The Company subsequently remits payment at agreed upon intervals based on a detailed listing provided by TennCare. There is no risk to the Company as any excess or shortfall is 100% remitted or received back from the state. In addition, TennCare will also reimburse the Company for specified COVID-19 related medical expenses incurred by TennCare members. A receivable of \$24,078,229 and \$4,530,857, and a payable of \$48,139,775 and \$47,508,628 as of December 31, 2020 and 2019, respectively, related to the enhanced rate payments and reimbursement are included in amounts receivable relating to uninsured plans and liability for amounts held under uninsured plans, respectively, in the statutory basis statements of admitted assets, liabilities, and capital and surplus.

Prior to the contract discontinuance (see Note 1), the Company administered IA DHS' enhanced rate payments for the GME and the UIHCP programs through non-risk reconciled payments. The IA DHS capitation rate was inclusive of the enhanced rate and the Company subsequently remits payment at agreed upon intervals to the GME and the UIHCP programs based on a detailed listing provided by the IA DHS. There is no risk to the Company as any excess or shortfall is 100% remitted or received back from the state. A payable of \$153,715 and \$147,407 as of December 31, 2020 and 2019, respectively, related to the enhanced rate payments is included in liability for amounts held under uninsured plans in the statutory basis statements of admitted assets, liabilities, and capital and surplus.

Prior to the contract discontinuance (see Note 1), the Company had an agreement with IA DHS for hemophilia prescription drugs. IA DHS reimbursed the Company for all blood factor hemophilia prescription costs. There is no risk to the Company as all claims are 100% reimbursed by the state pursuant to the agreement. The Company has recorded a receivable for reimbursement due from IA DHS for these costs of \$0 and \$9,313,640 as of December 31, 2020 and 2019, respectively, which is included in amounts receivable relating to uninsured plans in the statutory basis statements of admitted assets, liabilities, and capital and surplus.

19. DIRECT PREMIUM WRITTEN/PRODUCED BY MANAGING GENERAL AGENTS/THIRD-PARTY ADMINISTRATORS

The Company did not have any direct premiums written or produced by managing general agents or third-party administrators in 2020 and 2019.

20. FAIR VALUE MEASUREMENTS

The NAIC SAP defines fair value, establishes a framework for measuring fair value, and outlines the disclosure requirements related to fair value measurements. The fair value hierarchy is as follows:

Level 1 — Quoted (unadjusted) prices for identical assets in active markets.

Level 2 — Other observable inputs, either directly or indirectly, including:

- Quoted prices for similar assets in active markets;
- Quoted prices for identical or similar assets in nonactive markets (few transactions, limited information, noncurrent prices, high variability over time, etc.);
- Inputs other than quoted prices that are observable for the asset (interest rates, yield curves, volatilities, default rates, etc.);
- Inputs that are derived principally from or corroborated by other observable market data.

Level 3 — Unobservable inputs that cannot be corroborated by observable market data.

The estimated fair values of bonds, cash equivalents, and short-term investments (collectively “investment holdings”) are based on quoted market prices, where available. The Company obtains one price for each security primarily from a third-party pricing service (“pricing service”), which generally uses quoted prices or other observable inputs for the determination of fair value. The pricing service normally derives the security prices through recently reported trades for identical or similar securities, making adjustments through the reporting date based upon available observable market information. For securities not actively traded, the pricing service may use quoted market prices of comparable instruments or discounted cash flow analyses, incorporating inputs that are currently observable in the markets for similar securities. Inputs that are often used in the valuation methodologies include, but are not limited to, non-binding broker quotes, benchmark yields, credit spreads, default rates, and prepayment speeds. As the Company is responsible for the determination of fair value, it performs quarterly analyses on the prices received from the pricing service to determine whether the prices are reasonable estimates of fair value. Specifically, the Company compares the prices received from the pricing service to a secondary pricing source, prices reported by its custodian, its investment consultant, and third-party investment advisors. Additionally, the Company compares changes in the reported market values and returns to relevant market indices to test the reasonableness of the reported prices. The Company’s internal price verification procedures and review of fair value methodology documentation provided by independent pricing services have not historically resulted in an adjustment in the prices obtained from the pricing service.

In instances in which the inputs used to measure fair value fall into different levels of the fair value hierarchy, the fair value measurement has been determined based on the lowest-level input that is significant to the fair value measurement in its entirety. The Company’s assessment of the significance of a particular item to the fair value measurement in its entirety requires judgment, including the consideration of inputs specific to the asset or liability.

A. Fair Value**(1) Fair Value Measurements at Reporting Date**

The following tables present information about the Company's financial assets that are measured and reported at fair value at December 31, 2020 and 2019, in the statutory basis statements of admitted assets, liabilities, and capital and surplus according to the valuation techniques the Company used to determine their fair values:

Description for Each Class of Asset or Liability	December 31, 2020				Total
	(Level 1)	(Level 2)	(Level 3)	Net Asset Value (NAV)	
a. Assets at fair value:					
Perpetual preferred stock:					
Industrial and misc	\$ -	\$ -	\$ -	\$ -	\$ -
Parent, subsidiaries, and affiliates	-	-	-	-	-
Total perpetual preferred stocks	-	-	-	-	-
Bonds:					
U.S. governments	-	-	-	-	-
Industrial and misc	-	-	-	-	-
Hybrid securities	-	-	-	-	-
Parent, subsidiaries, and affiliates	-	-	-	-	-
Total bonds	-	-	-	-	-
Common stock:					
Industrial and misc	-	-	-	-	-
Parent, subsidiaries, and affiliates	-	-	-	-	-
Total common stocks	-	-	-	-	-
Derivative assets:					
Interest rate contracts	-	-	-	-	-
Foreign exchange contracts	-	-	-	-	-
Credit contracts	-	-	-	-	-
Commodity futures contracts	-	-	-	-	-
Commodity forward contracts	-	-	-	-	-
Total derivatives	-	-	-	-	-
Money-market funds	157,640,366	-	-	-	157,640,366
Qualified cash pool	7,388,942	-	-	-	7,388,942
Separate account assets	-	-	-	-	-
Total assets at fair value/NAV	<u>\$ 165,029,308</u>	<u>\$ -</u>	<u>\$ -</u>	<u>\$ -</u>	<u>\$ 165,029,308</u>
b. Liabilities at fair value:					
Derivative liabilities	\$ -	\$ -	\$ -	\$ -	\$ -
Total liabilities at fair value	<u>\$ -</u>	<u>\$ -</u>	<u>\$ -</u>	<u>\$ -</u>	<u>\$ -</u>
December 31, 2019					
Description for Each Class of Asset or Liability	(Level 1)	(Level 2)	(Level 3)	Net Asset Value (NAV)	Total
a. Assets at fair value:					
Perpetual preferred stock:					
Industrial and misc	\$ -	\$ -	\$ -	\$ -	\$ -
Parent, subsidiaries, and affiliates	-	-	-	-	-
Total perpetual preferred stocks	-	-	-	-	-
Bonds:					
U.S. governments	-	-	-	-	-
Industrial and misc	-	-	-	-	-
Hybrid securities	-	-	-	-	-
Parent, subsidiaries, and affiliates	-	-	-	-	-
Total bonds	-	-	-	-	-
Common stock:					
Industrial and misc	-	-	-	-	-
Parent, subsidiaries, and affiliates	-	-	-	-	-
Total common stocks	-	-	-	-	-
Derivative assets:					
Interest rate contracts	-	-	-	-	-
Foreign exchange contracts	-	-	-	-	-
Credit contracts	-	-	-	-	-
Commodity futures contracts	-	-	-	-	-
Commodity forward contracts	-	-	-	-	-
Total derivatives	-	-	-	-	-
Money-market funds	71,314,206	-	-	-	71,314,206
Separate account assets	-	-	-	-	-
Total assets at fair value/NAV	<u>\$ 71,314,206</u>	<u>\$ -</u>	<u>\$ -</u>	<u>\$ -</u>	<u>\$ 71,314,206</u>
b. Liabilities at fair value:					
Derivative liabilities	\$ -	\$ -	\$ -	\$ -	\$ -
Total liabilities at fair value	<u>\$ -</u>	<u>\$ -</u>	<u>\$ -</u>	<u>\$ -</u>	<u>\$ -</u>

- (2) The Company considers its investments in LIHTC investments as a Level 3 investment even though no market valuation was required as of December 31, 2020 and 2019. As a result, these investments are excluded from being presented as a Level 3 security in the fair value hierarchy tables above. As there is no readily available market, these securities are recorded at book/adjusted carrying value and considered held to maturity as they will not be sold. As a result, these investments are recorded and reported at book value of \$7,838,898 and \$9,924,596 as of December 31, 2020 and 2019.
- (3) Transfers between fair value hierarchy levels, if any, are recorded as of the beginning of the reporting period in which the transfer occurs. There were no transfers between Levels 1, 2 or 3 of any financial assets or liabilities during the years ended December 31, 2020 or 2019.
- (4) The framework the Company has established for determining the fair value of the investment holdings is outlined above.

LIHTC Investments —The Company does consider its investments in LIHTC investments as a Level 3 investment even though no market valuation adjustment was required as of December 31, 2020 and 2019. As a result, these investments are excluded from being presented as a level 3 security in the financial hierarchy tables above. As there is no readily available market, these securities are recorded and reported at book/adjusted carrying value and considered held to maturity as they will not be sold. Should any contractual breakage occur that jeopardizes the ability to receive the tax credits associated with these securities, impairments will be recognized. As of December 31, 2020, all of these investments are performing in accordance with their original contract terms.

- (5) The Company has no derivative assets and liabilities to disclose.

B. Fair Value Combination — Not applicable.

C. Aggregate Fair Value Hierarchy

Pursuant to the early adoption of SSAP No. 2R in June 2020 (see Note 1), the Company's investment in the qualified cash pool is being reported in cash equivalents in the December 31, 2020 table below. Prior to the early adoption, the qualified cash pool was being reported in short-term investments and presented in corporate debt securities in the December 31, 2019 table below. The Company's investment in the qualified cash pool balance is \$7,388,942 and \$3,387,377 as of December 31, 2020 and 2019, respectively.

The aggregate fair value by hierarchy of all financial instruments as of December 31, 2020 and 2019 is presented in the table below:

Type of Financial Instrument	December 31, 2020						Net Asset Value (NAV)	Not Practicable (Carrying Value)
	Aggregate Fair Value	Admitted Assets	(Level 1)	(Level 2)	(Level 3)			
U.S. government and agency securities	\$ 229,974,715	\$ 223,027,357	\$ 109,667,242	\$ 120,307,473	\$ -	\$ -	\$ -	
State and agency municipal securities	92,291,878	88,432,794	-	92,291,878	-	-	-	
City and county municipal securities	87,118,036	82,681,238	-	87,118,036	-	-	-	
Corporate debt securities	341,442,491	325,118,371	-	341,442,491	-	-	-	
Cash equivalents	182,863,183	182,863,183	182,863,183	-	-	-	-	
Other invested assets	7,838,898	7,838,898	-	-	7,838,898	-	-	
Total bonds, short-term investments, cash equivalents, and other invested assets	<u>\$ 941,529,201</u>	<u>\$ 909,961,841</u>	<u>\$ 292,530,425</u>	<u>\$ 641,159,878</u>	<u>\$ 7,838,898</u>	<u>\$ -</u>	<u>\$ -</u>	

Type of Financial Instrument	December 31, 2019						Net Asset Value (NAV)	Not Practicable (Carrying Value)
	Aggregate Fair Value	Admitted Assets	(Level 1)	(Level 2)	(Level 3)			
U.S. government and agency securities	\$ 238,015,673	\$ 235,276,921	\$ 122,194,566	\$ 115,821,107	\$ -	\$ -	\$ -	
State and agency municipal securities	58,368,364	56,565,116	-	58,368,364	-	-	-	
City and county municipal securities	69,509,423	67,006,030	-	69,509,423	-	-	-	
Corporate debt securities	309,353,684	301,855,288	3,387,378	305,966,306	-	-	-	
Cash equivalents	76,062,090	76,062,090	76,062,090	-	-	-	-	
Other invested assets	9,924,596	9,924,596	-	-	9,924,596	-	-	
Total bonds, short-term investments, cash equivalents, and other invested assets	<u>\$ 761,233,830</u>	<u>\$ 746,690,041</u>	<u>\$ 201,644,034</u>	<u>\$ 549,665,200</u>	<u>\$ 9,924,596</u>	<u>\$ -</u>	<u>\$ -</u>	

D. Not Practicable to Estimate Fair Value — Not applicable.

E. Investments Measured Using the NAV Practical Expedient — Not applicable.

21. OTHER ITEMS

The Company recorded receivables related to retroactive policies and estimated withholds of \$73,420,502 as of December 31, 2019 for the TennCare Medicaid and CHOICES products. As of December 31, 2020, the Company has collected \$81,955,244 related to retroactive policies and estimated withholds related to these prior year balances for Medicaid and CHOICES. Additionally, TennCare performed a 5 year look-back and recouped \$867,253 related to retroactive policies and estimated withholds related to the prior year balances for Medicaid and CHOICES. Currently, there are no accruals for TennCare retroactive receivables and estimated withholds for Medicaid and CHOICES remaining for the prior year. These amounts are included in premiums and considerations in the statutory basis financial statements as of December 31, 2020 and 2019.

The Company has recorded payables for estimated recoupments of \$11,247,980 for TennCare Medicaid and CHOICES, net as of December 31, 2019. As of December 31, 2020, \$12,136,263 has been recouped related to these prior year balances for Medicaid and CHOICES, net. Currently, there is \$3,035,535 in estimated recoupments for Medicaid and CHOICES, net, remaining for the prior year. These amounts are included in aggregate health policy reserves in the statutory basis financial statements as of December 31, 2020 and 2019.

The Company continues to refine the estimated recoupments on the CHOICES product. The impact of further refining the estimates due to updated information and additional history with the CHOICES product could result in adjustments to the amounts previously reported as net premium income. However, the Company is unable to accurately estimate the financial impact of the change at this time and any change would be reflected in operating results in the period in which the change in the estimate is identified.

COVID-19 Trends and Uncertainties

The COVID-19 pandemic continues to evolve and the ultimate impact on the Company and its statutory basis results of operations, financial condition and cash flows remains uncertain. During the second quarter, the global health system experienced unprecedented levels of care deferral. As the pandemic advanced, access to and demand for care was most constrained from mid-March through April, began to recover in May and June and restored to near normal seasonal levels in the third quarter. Care patterns continued to normalize in the fourth quarter, returning to, and even exceeding, seasonal baselines, including COVID-19 treatment and testing costs, towards the end of the quarter. The temporary deferral of care experienced in 2020 may cause care patterns to moderately exceed normal baselines in future periods as utilization of health system capacity continues to increase. From time to time, health system capacity may be subject to possible increased volatility due to the pandemic. The Company has taken various measures which could include expanded benefit coverage in areas such as COVID-19 care and testing, telemedicine, and pharmacy benefits; provided customers assistance in the form of co-pay waivers and premium forgiveness; offered additional enrollment opportunities to those who previously declined employer-sponsored offerings; extended certain premium payment terms for customers experiencing financial hardship; simplified administrative practices; and accelerated payments to care providers, all with the aim of assisting customers, care providers, members and communities in addressing the COVID-19 crisis. Temporary care deferrals impacted the Company's results of operations for the year ended December 31, 2020. The impact of temporary care deferrals was partially offset by COVID-19 related care and testing, the significant financial assistance provided to customers, rebate requirements and broader economic impacts.

Increased consumer demand for care, potentially even higher acuity care, along with continued COVID-19 care and testing costs are expected to result in increased future medical costs. Disrupted care patterns, as a result of the pandemic, may temporarily affect the ability to obtain complete member health status information, impacting future revenue in businesses utilizing risk adjustment methodologies. The ultimate overall impact is uncertain and dependent on the future pacing and intensity of the pandemic, the duration of policies and initiatives to address COVID-19, and general economic uncertainty.

Throughout 2020, the Company's ultimate parent announced a number of programs to directly support people affected by the COVID-19 pandemic, including a plan to grant premium credits to the Company's fully insured commercial customers. The total amount of premium credits granted through December 31, 2020 of \$1,172,721 has been reflected as a reduction to net premium income in the statutory basis statements of revenue and expenses.

A. Unusual or Infrequent Items

The Company did not encounter any unusual or infrequent items for the years ended December 31, 2020 and 2019.

B. Troubled Debt Restructuring: Debtors

The Company has no troubled debt restructurings as of December 31, 2020 and 2019.

C. Other Disclosures

The Company does not have any amounts not recorded in the statutory basis financial statements that represent segregated funds held for others. The Company also does not have any exposures related to forward commitments that are not derivative instruments.

D. Business Interruption Insurance Recoveries

The Company has not received any business interruption insurance recoveries during 2020 and 2019.

E. State Transferable and Non-transferable Tax Credits

The Company has no transferable or non-transferable state tax credits.

F. Sub-Prime Mortgage-Related Risk Exposure

- (1) The investment policy for the Company limits investments in loan-backed securities, which includes sub-prime issuers. Further, the policy limits investments in private-issuer mortgage securities to 10% of the portfolio, which also includes sub-prime issuers. The exposure to unrealized losses on sub-prime issuers is due to changes in market prices. There are no realized losses due to not receiving anticipated cash flows. The investments covered have an NAIC designation of 1 or 2.
- (2) The Company has no direct exposure through investments in sub-prime mortgage loans.
- (3) The Company has no direct exposure through other investments.
- (4) The Company has no underwriting exposure to sub-prime mortgage risk through mortgage guaranty or financial guaranty insurance coverage.

G. Retained Assets

The Company does not have any retained asset accounts for beneficiaries.

H. Insurance-Linked Securities Contracts

As of December 31, 2020, the Company is not aware of any possible proceeds of insurance-linked securities.

I. The Amount That Could Be Realized on Life Insurance Where the Reporting Entity is Owner and Beneficiary or Has Otherwise Obtained Rights to Control the Policy — Not applicable.

22. EVENTS SUBSEQUENT

Subsequent events have been evaluated through February 26, 2021, which is the date these statutory basis financial statements were available for issuance.

TYPE I — Recognized Subsequent Events

Any material Type I events subsequent to December 31, 2020, have been recognized in the statutory basis financial statements and corresponding disclosures.

TYPE II — Non-Recognized Subsequent Events

For the years ended December 31, 2020 and 2019, the Company was subject to the annual fee under Section 9010 of the ACA. The fee is allocated to individual health insurers based on the ratio of the amount of the entity's net premiums written during the preceding calendar year to the amount of the health insurance for any U.S. health risk that is written during the preceding calendar year. A health insurance entity's portion of the annual fee becomes payable once the entity provides health insurance for any U.S. health risk for each calendar year beginning on or after January 1, of the year the fee is due. The HIF was repealed by Congress, effective January 1, 2021.

The table below presents information regarding the annual fee under Section 9010 of the ACA as of December 31, 2020 and 2019:

	2020	2019
A. Did the reporting entity write accident and health insurance premium that is subject to Section 9010 of the Federal Affordable Care Act (YES/NO)?	<u>Yes</u>	
B. ACA fee assessment payable for the upcoming year	\$ 0	\$ 68,153,345
C. ACA fee assessment paid	68,412,366	
D. Premium written subject to ACA 9010 assessment	0	3,572,837,140
E. Total Adjusted Capital before surplus adjustment (Five-Year Historical Line 14)	647,575,808	
F. Total Adjusted Capital after surplus adjustment (Five-Year Historical Line 14 minus 22B above)	647,575,808	
G. Authorized Control Level (Five-Year Historical Line 15)	77,812,002	
H. Would reporting the ACA assessment as of December 31, 2020, have triggered an RBC action level (YES/NO)?	<u>NO</u>	

Pursuant to the subordinated revolving credit agreement with UHS (see Note 10), the note receivable of \$20,000,000 including interest totaling \$20,001,089 was repaid to the Company on January 1, 2021.

There are no other material non-recognized Type II events that require disclosure.

23. REINSURANCE

Reinsurance Agreements—In the normal course of business, the Company seeks to reduce potential losses that may arise from catastrophic events that cause unfavorable underwriting results by reinsuring certain levels of such risk with affiliated reinsurers. The Company remains primarily liable as the direct insurer on all risks reinsured.

The Company has an excess loss and insolvency-only reinsurance agreement with UHIC, an affiliate of the Company, to provide insolvency protection for its enrollees. Reinsurance premiums, which are calculated on a percentage of member premium income, of \$3,288,749 and \$4,721,927 in 2020 and 2019, respectively, are netted against net premium income in the statutory basis statements of operations. The Company remains primarily liable as the direct insurer on all risks reinsured.

The effect of internal reinsurance agreements outlined above on net premium income, hospital and medical expenses, is presented below:

	2020	2019
Premiums:		
Direct	\$ 3,302,784,107	\$ 4,664,723,254
Ceded:		
Affiliate	<u>3,288,749</u>	<u>4,721,927</u>
Net premium income	<u>\$ 3,299,495,358</u>	<u>\$ 4,660,001,327</u>
Hospital and medical expenses:		
Direct	\$ 2,494,727,606	\$ 3,975,512,119
Ceded:		
Affiliate	<u>-</u>	<u>-</u>
Net hospital and medical expenses	<u>\$ 2,494,727,606</u>	<u>\$ 3,975,512,119</u>

A. Ceded Reinsurance Report

Section 1 — General Interrogatories

- (1) Are any of the reinsurers, listed in Schedule S as non-affiliated, owned in excess of 10% or controlled, either directly or indirectly, by the Company or by any representative, officer, trustee, or director of the Company?

Yes () No (X)

- (2) Have any policies issued by the Company been reinsured with a company chartered in a country other than the United States (excluding U.S. branches of such companies) that is owned in excess of 10% or controlled directly or indirectly by an insured, a beneficiary, a creditor, or any other person not primarily engaged in the insurance business?

Yes () No (X)

Section 2 — Ceded Reinsurance Report — Part A

- (1) Does the Company have any reinsurance agreements in effect under which the reinsurer may unilaterally cancel any reinsurance for reasons other than for nonpayment of premium or other similar credit?

Yes () No (X)

- (2) Does the reporting entity have any reinsurance agreements in effect that the amount of losses paid or accrued through the statement date may result in a payment to the reinsurer of amounts that, in aggregate and allowing for offset of mutual credits from other reinsurance agreements with the same reinsurer, exceed the total direct premium collected under the reinsured policies?

Yes () No (X)

Section 3 — Ceded Reinsurance Report — Part B

- (1) What is the estimated amount of the aggregate reduction in surplus (for agreements other than those under which the reinsurer may unilaterally cancel for reasons other than for nonpayment of premium or other similar credits that are reflected in Section 2 above) of termination of all reinsurance agreements, by either party, as of the date of this statement? Where necessary, the Company may consider the current or anticipated experience of the business reinsured in making this estimate.

The Company estimates there should be no aggregate reduction in surplus for termination of all reinsurance agreements as of December 31, 2020.

- (2) Have any new agreements been executed or existing agreements amended, since January 1 of the year of this statement, to include policies or contracts that were in force or which had existing reserves established by the Company as of the effective date of the agreement?

Yes () No (X)

B. Uncollectible Reinsurance — During 2020 and 2019, there were no uncollectible reinsurance recoverables.

C. Commutation of Ceded Reinsurance — There was no commutation of reinsurance in 2020 or 2019.

D. Certified Reinsurer Rating Downgraded or Status Subject to Revocation — Not applicable.

E. Reinsurance Credit

- (1) The Company has no reinsurance contracts subject to Appendix A-791 – *Life and Health Reinsurance Agreements* (“A-791”) that includes a provision which limits the reinsurer’s assumption of significant risk.
- (2) The Company has no reinsurance contracts not subject to A-791, for which reinsurance accounting was applied and which includes a provision that limits the reinsurer’s assumption of risk.
- (3) The Company’s reinsurance contracts do not contain features which result in delays in payment in form or in fact.
- (4) The Company has not reflected a reinsurance accounting credit for any contracts not subject to Appendix A-791 and not yearly renewable term, which meet the risk transfer requirements of SSAP No. 61R, *Life, Deposit-Type, and Accident and Health Reinsurance* (“SSAP No. 61R”).
- (5) The Company did not cede any risk which is not subject to A-791 and not yearly renewable term reinsurance, under any reinsurance contract during the period covered by these financial statements, for which the statutory accounting treatment and GAAP accounting treatment were not the same.
- (6) The Company’s ceded reinsurance contract which is not subject to A-791 and not yearly renewable term reinsurance, is treated the same for GAAP and statutory accounting principles.

24. RETROSPECTIVELY RATED CONTRACTS AND CONTRACTS SUBJECT TO REDETERMINATION

- A. The Company estimates accrued retrospective premium adjustments for its group health insurance business based on mathematical calculations in accordance with contractual terms.
- B. Estimated accrued retrospective premiums due to (from) the Company are recorded in premiums and considerations and aggregate health policy reserves in the statutory basis statements of admitted assets, liabilities, and capital and surplus and as an adjustment to change in reserve for rate credits in the statutory basis statements of operations.
- C. Pursuant to the ACA, the Company's commercial business is subject to retrospectively rated features based on the actual medical loss ratios experienced on the commercial lines of business and redetermination features for premium adjustments for changes to each member's health scores based on guidelines determined by the ACA. The total amount of direct premiums written for the commercial lines of business for which a portion is subject to the retrospectively rated and redetermination features was \$126,883,851 and \$136,385,907, representing 3.8% and 2.9% of total direct premiums written as of December 31, 2020 and December 31, 2019, respectively.

Pursuant to the ACA, the Company's Medicare business is subject to retrospectively rated features based on the actual medical loss ratios experienced on the Medicare line of business and redetermination features for premium adjustments for changes to each member's health scores based on guidelines determined by CMS. The formula is calculated pursuant to the ACA guidance. The total amount of direct premiums written for the Medicare line of business for which a portion is subject to the retrospectively rated and redetermination features was \$1,159,246,845 and \$1,044,865,169, representing 35.1% and 22.4% of total direct premiums written as of December 31, 2020 and December 31, 2019, respectively.

The Company has Medicare Part D risk-corridor amounts from CMS which are subject to a retrospectively rated feature related to Part D premiums. The Company has estimated accrued retrospective premiums related to certain Part D premiums based on guidelines determined by CMS. The formula is tiered and based on the bid medical loss ratio. The amount of Medicare Part D direct premiums written subject to the retrospectively rated feature was \$47,475,983 and \$58,000,780, representing 1.4% and 1.2% of total direct premiums written as of December 31, 2020 and December 31, 2019, respectively.

The Company has a contract with Ankeny Community School District that includes a retrospective premium feature. The Company is subject to premium adjustments based on a medical target. The amount of direct premiums written subject to the retrospectively rated feature was \$15,542,544 and \$15,510,477 representing 0.5% and 0.3% of total direct premiums written as of December 31, 2020 and December 31, 2019, respectively.

CMS released the final Medicaid Managed Care Rule which is subject to each State's administration elections. This rule is the first major update to the Medicaid Managed Care regulations in more than a decade, which includes a minimum loss ratio requirement. Pursuant to the regulations, premiums associated with the Company's Medicaid line of business is subject to retrospectively rated features based on the actual medical loss ratios experienced on this product. The calculation is pursuant to the Medicaid Managed Care guidance. Effective June 30, 2019, the IA DHS contract was discontinued and the Company no longer has direct written premiums pursuant to this contract subject to the Medicaid Managed Care Rule. The total amount of direct premiums written, including the IA DHS runout premiums received in 2020, for the Medicaid line of business, including Hawk-I, for which a portion is subject to the retrospectively rated features was \$2,016,641,925 and \$3,483,357,809, representing 61.1% and 74.7% of total direct premiums written as of December 31, 2020 and December 31, 2019, respectively.

The Company records risk adjusted rates and withhold adjustments related to TennCare which include redetermination features. In addition, the Company is subject to retrospectively rated features based on the TennCare stated risk corridor medical targets. The Company also holds an estimated reserve for recoupment for the rate differential between the TennCare rate and the CHOICES rate for TennCare Medicaid members which includes redetermination features (see Note 21). The total amount of direct premiums written for the TennCare Medicaid line of business for which a portion is subject to these redetermination and retrospectively rated features was \$1,995,104,288 and \$1,971,817,277 representing 60.4% and 42.3% of total direct premiums written as of December 31, 2020 and December 31, 2019, respectively.

Prior to the contract discontinuance (see Note 1), the Company recorded risk adjusted rates and withhold adjustments related to IA DHS and provided Home Based Habilitation services to eligible members which included redetermination features. The total amount of direct runout premiums/premiums written for the IA DHS Medicaid line of business, including Hawk-i, for which a portion is subject to these redetermination features was \$21,537,637 and \$1,511,540,532, representing 0.7% and 32.4% of total direct premiums written as of December 31, 2020 and December 31, 2019, respectively.

- D. The Company is required to maintain specific minimum loss ratios on the comprehensive commercial and Medicare lines of business.

The following table discloses the minimum medical loss ratio rebate liability for the comprehensive commercial and Medicare lines of business which is included in aggregate health policy reserves in the statutory basis statements of admitted assets, liabilities, and capital and surplus for the years ended December 31, 2020 and 2019:

	1	2	3	4	5
	Individual	Small Group Employer	Large Group Employer	Other Categories with Rebates	Total
Prior reporting year					
(1) Medical loss ratio rebates incurred	\$ -	\$ 1,132,268	\$ 159,452	\$ -	\$ 1,291,720
(2) Medical loss ratio rebates paid	-	1,434,580	-	45,830,488	47,265,068
(3) Medical loss rebates unpaid	-	-	159,452	-	159,452
(4) Plus reinsurance assumed amounts	XXX	XXX	XXX	XXX	-
(5) Less reinsurance ceded amounts	XXX	XXX	XXX	XXX	-
(6) Rebates unpaid net of reinsurance	XXX	XXX	XXX	XXX	159,452
Current reporting year-to-date					
(7) Medical loss ratio rebates incurred	-	1,986,669	176,463	39,101,938	41,265,070
(8) Medical loss ratio rebates paid	-	1,108,430	74,344	-	1,182,774
(9) Medical loss rebates unpaid	-	878,239	261,572	39,101,938	40,241,749
(10) Plus reinsurance assumed amounts	XXX	XXX	XXX	XXX	-
(11) Less reinsurance ceded amounts	XXX	XXX	XXX	XXX	-
(12) Rebates unpaid net of reinsurance	XXX	XXX	XXX	XXX	40,241,749

Pursuant to the Medicaid Managed Care Rule, based on the State's election, the Company is required to maintain specific minimum loss ratios on the Medicaid line of business. The Company has no amounts accrued for Medicaid minimum loss ratio rebates as of December 31, 2020 and 2019.

E. Risk-Sharing Provisions of the Affordable Care Act

- (1) The Company has accident and health insurance premiums in 2020 and 2019 subject to the risk-sharing provisions of the ACA.

The ACA imposed fees and premium stabilization provisions on health insurance issuers offering comprehensive commercial health insurance. The three premium stabilization programs are commonly referred to as the 3Rs — risk adjustment, reinsurance, and risk corridors.

Risk Adjustment — The permanent risk adjustment program, designed to mitigate the potential impact of adverse selection and provide stability for health insurance issuers, applies to all non-grandfathered plans not subject to transitional relief in the individual and small group markets both inside and outside of the insurance exchanges. The risk adjustments and distributions are calculated using a high-cost risk pool which adds a reinsurance-like element to this program. The operation of the high-cost risk pools excludes a percentage of costs above a threshold level determined by federal regulations. The program operates two national high-cost risk pools, one for individuals and one for small groups. The data used by CMS to determine the risk adjustment amount is subject to risk adjustment data validation audits along with the true-up to the final CMS report, which may result in a material change to arrive at the final risk adjustment amount from the initial risk adjustment estimate recorded. The risk adjustment data validation audits for 2017 and 2018 have been finalized and any adjustment from the estimate recorded is included in net premium income in the statutory basis financial statements in the period in which the amount became known. The remaining audits for the open years have not been completed. Estimates related to the open years have incorporated CMS' Final Rule on Amendments to the U.S. Department of Health & Human Services ("HHS") operated Risk Adjustment Data Validation under the ACA's HHS-operated Risk Adjustment Program published December 31, 2020 and any estimated amounts receivable from or due to CMS are included in premiums and considerations and aggregate health policy reserves, respectively in the statutory basis statements of assets, liabilities, and capital and surplus. Premium adjustments pursuant to the risk adjustment program are accounted for as premium subject to redetermination and user fees are accounted for as assessments.

Reinsurance — The transitional reinsurance program was designed to protect issuers in the individual market from an expected increase in large claims due to the elimination of preexisting condition limitations. The transitional reinsurance program expired at the end of 2016.

Risk Corridors — The temporary risk corridors program, designed to provide some aggregate protection against variability for issuers in the individual and small group markets during the period 2014 through 2016, applied to Qualified Health Plans in the individual and small group markets both inside and outside of the insurance exchanges.

(2) The following table presents the current year impact of risk-sharing provisions of the ACA on assets, liabilities and operations:

a. Permanent ACA Risk Adjustment Program	December 31, 2020
<u>Assets</u>	
1. Premium adjustments receivable due to ACA Risk Adjustment (including high-risk pool payments)	\$ 99,187
<u>Liabilities</u>	
2. Risk adjustment user fees payable for ACA Risk Adjustment	18,771
3. Premium adjustments payable due to ACA Risk Adjustment (including high-risk pool premium)	5,374,825
<u>Operations (Revenue & Expense)</u>	
4. Reported as revenue in premium for accident and health contracts (written/collected) due to ACA Risk Adjustment	(5,056,614)
5. Reported in expenses as ACA Risk Adjustment user fees (incurred/paid)	18,767
b. Transitional ACA Reinsurance Program	
<u>Assets</u>	
1. Amounts recoverable for claims paid due to ACA Reinsurance	\$ -
2. Amounts recoverable for claims unpaid due to ACA Reinsurance (Contra Liability)	-
3. Amounts receivable relating to uninsured plans for contributions for ACA Reinsurance	-
<u>Liabilities</u>	
4. Liabilities for contributions payable due to ACA Reinsurance - not reported as ceded premium	-
5. Ceded reinsurance premiums payable due to ACA Reinsurance	-
6. Liabilities for amounts held under uninsured plans contributions for ACA Reinsurance	-
<u>Operations (Revenue & Expense)</u>	
7. Ceded reinsurance premiums due to ACA Reinsurance	-
8. Reinsurance recoveries (income statement) due to ACA reinsurance payments or expected payments	-
9. ACA Reinsurance contributions - not reported as ceded premium	-
c. Temporary ACA Risk Corridors Program	
<u>Assets</u>	
1. Accrued retrospective premium due to ACA Risk Corridors	\$ -
<u>Liabilities</u>	
2. Reserve for rate credits or policy experience rating refunds due to ACA Risk Corridors	-
<u>Operations (Revenue & Expense)</u>	
3. Effect of ACA Risk Corridors on net premium income (paid/received)	-
4. Effect of ACA Risk Corridors on change in reserves for rate credits	-

(3) The following table is a rollforward of the prior year ACA risk-sharing provisions for asset and liability balances, along with reasons for adjustments to prior year balances:

	Accrued During the Prior Year on Business Written before December 31 of the Prior Year		Received or Paid as of the Current Year on Business Written before December 31 of the Prior Year		Differences		Adjustments		Unsettled Balances as of the Reporting Date		
	1	2	3	4	Prior Year Accrued Less Payments (Col 1 - 3)	Prior Year Accrued Less Payments (Col 2 - 4)	To Prior Year Balances	To Prior Year Balances	Cumulative Balance from Prior Years (Col 1 - 3 + 7)	Cumulative Balance from Prior Years (Col 2 - 4 + 8)	
	Receivable	(Payable)	Receivable	(Payable)	Receivable	(Payable)	Receivable	(Payable)	Ref	Receivable	(Payable)
a. Permanent ACA Risk Adjustment Program											
1. Premium adjustment receivable (including high-risk pool payments)	\$ 607,675	\$ -	\$ 5,842	\$ -	\$ 601,833	\$ -	\$ (580,992)	\$ -	A	\$ 20,841	\$ -
2. Premium adjustment (payable) (including high-risk pool premium)	-	(3,262,961)	-	(2,442,104)	-	(820,857)	-	(2,145,300)	B	-	(2,966,157)
3. Subtotal ACA Permanent Risk Adjustment Program	607,675	(3,262,961)	5,842	(2,442,104)	601,833	(820,857)	(580,992)	(2,145,300)		20,841	(2,966,157)
b. Transitional ACA Reinsurance Program											
1. Amounts recoverable for claims paid	-	-	-	-	-	-	-	-	C	-	-
2. Amounts recoverable for claims unpaid (contra liability)	-	-	-	-	-	-	-	-	D	-	-
3. Amounts receivable relating to uninsured plans	-	-	-	-	-	-	-	-	E	-	-
4. Liabilities for contributions payable due to ACA Reinsurance—not reported as ceded premium	-	-	-	-	-	-	-	-	F	-	-
5. Ceded reinsurance premiums payable	-	-	-	-	-	-	-	-	G	-	-
6. Liability for amounts held under uninsured plans	-	-	-	-	-	-	-	-	H	-	-
7. Subtotal ACA Transitional Reinsurance Program	-	-	-	-	-	-	-	-		-	-
c. Temporary ACA Risk Corridors Program											
1. Accrued retrospective premium	-	-	-	-	-	-	-	-	I	-	-
2. Reserve for rate credits or policy experience rating refunds	-	-	-	-	-	-	-	-	J	-	-
3. Subtotal ACA Risk Corridors Program	-	-	-	-	-	-	-	-		-	-
d. Total for ACA Risk-Sharing Provisions	\$ 607,675	\$ (3,262,961)	\$ 5,842	\$ (2,442,104)	\$ 601,833	\$ (820,857)	\$ (580,992)	\$ (2,145,300)		\$ 20,841	\$ (2,966,157)

Explanation of Adjustments

- A. The risk adjustment receivable as of December 31, 2019 utilized paid claims through October 31, 2019. As of the Reporting Date, the risk adjustment receivable related to prior periods was adjusted based on CMS' Summary Report on Permanent Risk Adjustment Transfers for the 2019 Benefit Year. The risk adjustment receivable was further adjusted based on CMS' Summary Report of 2018 Benefit Year Risk Adjustment Data Validation Adjustments to Risk Adjustment Transfers and estimates related to the open years have incorporated CMS' Final Rule on Amendments to the HHS-operated Risk Adjustment Data Validation (HHS - RADV) under the Patient Protection and Affordable Care Act's HHS-operated Risk Adjustment Program published December 1, 2020.
- B. The risk adjustment payable as of December 31, 2019 utilized paid claims through October 31, 2019. As of the Reporting Date, the risk adjustment payable related to the prior period was adjusted based on CMS' Summary Report on Permanent Risk Adjustment Transfers for the 2019 Benefit Year. The risk adjustment payable was further adjusted based on CMS' Summary Report of 2018 Benefit Year Risk Adjustment Data Validation Adjustments to Risk Adjustment Transfers and estimates related to the open years have incorporated CMS' Final Rule on Amendments to the HHS-operated Risk Adjustment Data Validation (HHS - RADV) under the Patient Protection and Affordable Care Act's HHS-operated Risk Adjustment Program published December 1, 2020.
- C. N/A
- D. N/A
- E. N/A
- F. N/A
- G. N/A
- H. N/A
- I. N/A
- J. N/A

(4) The Company does not have any risk corridor receivables or payables to present in the table below.

Risk Corridors Program Year:	Accrued During the Prior Year on Business Written Before December 31 of the Prior Year		Received or Paid as of the Current Year on Business Written Before December 31 of the Prior Year		Differences		Adjustments		Unsettled Balances as of the Reporting Date		
	1	2	3	4	Prior Year Accrued Less Payments (Col 1-3)	Prior Year Accrued Less Payments (Col 2-4)	To Prior Year Balances	To Prior Year Balances	Cumulative Balance from Prior Years (Col 1-3+7)	Cumulative Balance from Prior Years (Col 2-4+8)	
	Receivable	(Payable)	Receivable	(Payable)	Receivable	(Payable)	Receivable	(Payable)	Ref	Receivable	(Payable)
a. 2014											
1. Accrued retrospective premium	\$ -	\$ -	\$ -	\$ -	\$ -	\$ -	\$ -	\$ -	A	\$ -	\$ -
2. Reserve for rate credits or policy experience rating refunds	-	-	-	-	-	-	-	-	B	-	-
b. 2015											
1. Accrued retrospective premium	-	-	-	-	-	-	-	-	C	-	-
2. Reserve for rate credits or policy experience rating refunds	-	-	-	-	-	-	-	-	D	-	-
c. 2016											
1. Accrued retrospective premium	-	-	-	-	-	-	-	-	E	-	-
2. Reserve for rate credits or policy experience rating refunds	-	-	-	-	-	-	-	-	F	-	-
d. Total for Risk Corridors	\$ -	\$ -	\$ -	\$ -	\$ -	\$ -	\$ -	\$ -		\$ -	\$ -

Explanation of Adjustments

- A.
- B.
- C.
- D.
- E.
- F.

(5) The Company does not have any risk corridor receivables to present in the table below.

Risk Corridors Program Year:	1	2	3	4	5	6
	Estimated Amount to be Filed or Final Amount Filed with CMS	Non-Accrued Amounts for Impairment or Other Reasons	Amounts received from CMS	Asset Balance (Gross of Non-admissions) (1-2-3)	Non-admitted Amount	Net Admitted Asset (4-5)
a. 2014	\$ -	\$ -	\$ -	\$ -	\$ -	\$ -
b. 2015	-	-	-	-	-	-
c. 2016	-	-	-	-	-	-
d. Total (a+b+c)	\$ -	\$ -	\$ -	\$ -	\$ -	\$ -

25. CHANGE IN INCURRED CLAIMS AND CLAIMS ADJUSTMENT EXPENSES

- A.** Changes in estimates related to the prior year incurred claims are included in total hospital and medical expenses in the current year in the statutory basis statements of operations. The following tables disclose paid claims, incurred claims, and the balance in claims unpaid, accrued medical incentive pool and bonus amounts, aggregate health claim reserves, and health care receivables (excluding provider loans and advances not yet expensed) for the years ended December 31, 2020 and 2019:

	2020		
	Current Year Incurred Claims	Prior Years Incurred Claims	Total
Beginning of year claim reserve	\$ -	\$ (310,502,540)	\$ (310,502,540)
Paid claims—net of health care receivables*	2,307,417,187	195,347,966	2,502,765,153
End of year claim reserve	<u>280,046,623</u>	<u>20,962,376</u>	<u>301,008,999</u>
Incurred claims excluding the change in health care receivables	2,587,463,810	(94,192,198)	2,493,271,612
Beginning of year health care receivables*	-	74,135,075	74,135,075
End of year health care receivables*	<u>(54,260,170)</u>	<u>(18,418,911)</u>	<u>(72,679,081)</u>
Total incurred claims	<u>\$ 2,533,203,640</u>	<u>\$ (38,476,034)</u>	<u>\$ 2,494,727,606</u>

*Health care receivables excludes provider loans and advances not yet expensed of \$195,000 and \$306,927 for 2020 and 2019, respectively.

	2019		
	Current Year Incurred Claims	Prior Years Incurred Claims	Total
Beginning of year claim reserve	\$ -	\$(591,287,001)	\$ (591,287,001)
Paid claims—net of health care receivables*	3,788,373,943	467,757,993	4,256,131,936
End of year claim reserve	<u>283,511,648</u>	<u>26,990,892</u>	<u>310,502,540</u>
Incurred claims excluding the change in health care receivables	4,071,885,591	(96,538,116)	3,975,347,475
Beginning of year health care receivables*	-	74,299,719	74,299,719
End of year health care receivables*	<u>(56,180,182)</u>	<u>(17,954,893)</u>	<u>(74,135,075)</u>
Total incurred claims	<u>\$4,015,705,409</u>	<u>\$ (40,193,290)</u>	<u>\$3,975,512,119</u>

*Health care receivables excludes provider loans and advances not yet expensed of \$306,927 and \$410,359 for 2019 and 2018, respectively.

The liability for claims unpaid, accrued medical incentive pool and bonus amounts, and aggregate health claim reserves, net of health care receivables (excluding provider loans and advances not yet expensed), as of December 31, 2019 was \$236,367,465. As of December 31, 2020, \$195,347,966 has been paid for incurred claims attributable to insured events of prior years. Reserves remaining for prior years, net of health care receivables (excluding provider loans and advances not yet expensed) are now \$2,543,465, as a result of re-estimation of unpaid claims. Therefore, there has been \$38,476,034 favorable prior year development since December 31, 2019 to December 31, 2020. The primary drivers consist of favorable development of \$25,380,737 in retroactivity for inpatient, outpatient, physician, and pharmacy claims and \$17,412,181 as a result of the change in the provision for adverse deviations in experience, partially offset by unfavorable development of \$6,150,254 in provider claims settlements. At December 31, 2019, the Company recorded \$40,193,290 of favorable development. The primary drivers consist of favorable development of \$33,381,493 as a result of a change in the provision for adverse deviations in experience and \$11,749,834 in retroactivity for inpatient, outpatient, physician, and pharmacy claims, partially offset by unfavorable development of \$4,143,850 in risk share and \$1,017,890 in claims withholds. Original estimates are increased or decreased, as additional information becomes known regarding individual claims which could have an impact to the accruals for medical loss ratio rebates and retrospectively rated contracts. As a result of the prior year effects, on a regular basis, the Company adjusts revenue and the corresponding liability and/or receivable related to retrospectively rated policies and the impact of the change is included as a component of change in reserve for rate credits in the statutory basis statements of operations.

The Company incurred CAE of \$189,467,794 and \$262,030,741 in 2020 and 2019, respectively. These costs are included in the management service fees paid by the Company to UHS as a part of the Agreement (see Note 10). The following table discloses paid CAE, incurred CAE, and the balance in unpaid CAE reserve for 2020 and 2019:

	2020	2019
Total claims adjustment expenses	\$ 189,467,794	\$ 262,030,741
Less: current year unpaid claims adjustment expenses	(3,104,209)	(3,266,502)
Add: prior year unpaid claims adjustment expenses	<u>3,266,502</u>	<u>6,288,715</u>
Total claims adjustment expenses paid	<u>\$ 189,630,087</u>	<u>\$ 265,052,954</u>

- B.** The Company did not make any significant changes in methodologies and assumptions used in the calculation of the liability for claims unpaid and unpaid CAE in 2020.

26. INTERCOMPANY POOLING ARRANGEMENTS

- A–G.** The Company did not have any intercompany pooling arrangements in 2020 or 2019.

27. STRUCTURED SETTLEMENTS

- A–B.** The Company did not have structured settlements in 2020 or 2019.

28. HEALTH CARE RECEIVABLES

- A.** Pharmacy rebates receivable are recorded when reasonably estimated or billed by the affiliated pharmaceutical benefit manager in accordance with pharmaceutical rebate contract provisions. Information used to support rebates billed to the manufacturer is based on utilization information gathered by the pharmaceutical benefit manager and adjusted for significant changes in pharmaceutical contract provisions.

The Company evaluates admissibility of all pharmacy rebates receivable based on the administration of each underlying pharmaceutical benefit management agreement. The Company has nonadmitted and excluded all pharmacy rebates receivable that do not meet the admissibility criteria of SSAP No. 84, *Health Care and Government Insured Plan Receivables* (“SSAP No. 84”) from the statutory basis statements of admitted assets, liabilities, and capital and surplus.

For each pharmaceutical management agreement for which a portion of the total pharmacy rebates receivable can be admitted based on the admissibility criteria of SSAP No. 84, the pharmacy rebate transaction history is summarized as follows:

Quarter	Estimated Pharmacy Rebates as Reported on Financial Statements	Pharmacy Rebates as Billed or Otherwise Confirmed	Actual Rebates Received within 90 Days of Billing	Actual Rebates Received within 91 to 180 Days of Billing	Actual Rebates Received More than 180 Days after Billing
12/31/2020	\$ 37,653,015	\$ 11,877,387	\$ -	\$ -	\$ -
9/30/2020	36,014,186	35,860,853	22,289,259	-	-
6/30/2020	37,025,669	36,934,759	30,444,305	4,913,310	-
3/31/2020	36,291,935	35,943,510	14,154,030	20,572,494	59,208
12/31/2019	35,619,195	36,544,563	28,309,308	4,497,243	2,644,614
9/30/2019	36,388,924	36,755,149	28,233,268	6,415,128	1,363,528
6/30/2019	36,729,800	37,046,025	26,818,247	8,843,112	595,885
3/31/2019	34,729,169	35,353,772	28,658,546	4,497,686	1,610,439
12/31/2018	34,663,144	34,495,100	29,219,731	5,102,504	380,378
9/30/2018	32,641,235	32,613,029	26,993,648	4,763,882	836,475
6/30/2018	30,795,896	30,637,574	25,980,305	3,921,372	720,512
3/31/2018	28,545,912	28,428,598	24,325,253	3,461,034	653,824

Of the amount reported as health care receivables, \$50,516,458 and \$ 49,804,301 relates to pharmacy rebates receivable as of December 31, 2020 and 2019, respectively. This increase is primarily due to increased membership along with the change in generic/name brand mix. The Company also reported \$1,522,088 and \$154,013 in claims overpayments due from providers at December 31, 2020 and 2019, respectively that were determined to be admissible.

- B.** The Company has nonadmitted all risk-sharing receivables from the statutory basis statements of admitted assets, liabilities, and capital and surplus.

29. PARTICIPATING POLICIES

The Company did not have any participating contracts in 2020 or 2019.

30. PREMIUM DEFICIENCY RESERVES

The Company has not recorded any PDR as of December 31, 2020 or 2019. The analysis of PDR was completed as of December 31, 2020 and 2019. The Company did consider anticipated investment income when calculating the PDR.

The following table summarizes the Company's PDR as of December 31, 2020 and 2019:

	2020
1. Liability carried for premium deficiency reserves	\$ -
2. Date of the most recent evaluation of this liability	<u>12/31/2020</u>
3. Was anticipated investment income utilized in this calculation?	Yes <input checked="" type="checkbox"/> No <input type="checkbox"/>
	2019
1. Liability carried for premium deficiency reserves	\$ -
2. Date of the most recent evaluation of this liability	<u>12/31/2019</u>
3. Was anticipated investment income utilized in this calculation?	Yes <input checked="" type="checkbox"/> No <input type="checkbox"/>

31. ANTICIPATED SALVAGE AND SUBROGATION

Due to the type of business being written, the Company has no salvage. As of December 31, 2020 and 2019, the Company had no specific accruals established for outstanding subrogation, as it is considered a component of the actuarial calculations used to develop the estimates of claims unpaid and aggregate health claim reserves.

* * * * *

GENERAL INTERROGATORIES

PART 1 - COMMON INTERROGATORIES GENERAL

- 1.1 Is the reporting entity a member of an Insurance Holding Company System consisting of two or more affiliated persons, one or more of which is an insurer? Yes No
If yes, complete Schedule Y, Parts 1, 1A and 2
- 1.2 If yes, did the reporting entity register and file with its domiciliary State Insurance Commissioner, Director or Superintendent, or with such regulatory official of the state of domicile of the principal insurer in the Holding Company System, a registration statement providing disclosure substantially similar to the standards adopted by the National Association of Insurance Commissioners (NAIC) in its Model Insurance Holding Company System Regulatory Act and model regulations pertaining thereto, or is the reporting entity subject to standards and disclosure requirements substantially similar to those required by such Act and regulations? Yes No N/A
- 1.3 State Regulating? Illinois
- 1.4 Is the reporting entity publicly traded or a member of a publicly traded group? Yes No
- 1.5 If the response to 1.4 is yes, provide the CIK (Central Index Key) code issued by the SEC for the entity/group. 0000731766
- 2.1 Has any change been made during the year of this statement in the charter, by-laws, articles of incorporation, or deed of settlement of the reporting entity? Yes No
- 2.2 If yes, date of change:
- 3.1 State as of what date the latest financial examination of the reporting entity was made or is being made. 12/31/2016
- 3.2 State the as of date that the latest financial examination report became available from either the state of domicile or the reporting entity. This date should be the date of the examined balance sheet and not the date the report was completed or released. 12/31/2016
- 3.3 State as of what date the latest financial examination report became available to other states or the public from either the state of domicile or the reporting entity. This is the release date or completion date of the examination report and not the date of the examination (balance sheet date). 06/22/2018
- 3.4 By what department or departments?
Illinois Department of Insurance
- 3.5 Have all financial statement adjustments within the latest financial examination report been accounted for in a subsequent financial statement filed with Departments? Yes No N/A
- 3.6 Have all of the recommendations within the latest financial examination report been complied with? Yes No N/A
- 4.1 During the period covered by this statement, did any agent, broker, sales representative, non-affiliated sales/service organization or any combination thereof under common control (other than salaried employees of the reporting entity), receive credit or commissions for or control a substantial part (more than 20 percent of any major line of business measured on direct premiums) of:
4.11 sales of new business? Yes No
4.12 renewals? Yes No
- 4.2 During the period covered by this statement, did any sales/service organization owned in whole or in part by the reporting entity or an affiliate, receive credit or commissions for or control a substantial part (more than 20 percent of any major line of business measured on direct premiums) of:
4.21 sales of new business? Yes No
4.22 renewals? Yes No
- 5.1 Has the reporting entity been a party to a merger or consolidation during the period covered by this statement? Yes No
If yes, complete and file the merger history data file with the NAIC.
- 5.2 If yes, provide the name of the entity, NAIC Company Code, and state of domicile (use two letter state abbreviation) for any entity that has ceased to exist as a result of the merger or consolidation.

1 Name of Entity	2 NAIC Company Code	3 State of Domicile

6.1 Has the reporting entity had any Certificates of Authority, licenses or registrations (including corporate registration, if applicable) suspended or revoked by any governmental entity during the reporting period? Yes No

6.2 If yes, give full information:
.....

7.1 Does any foreign (non-United States) person or entity directly or indirectly control 10% or more of the reporting entity? Yes No

7.2 If yes,
7.21 State the percentage of foreign control; 0.0 %

7.22 State the nationality(s) of the foreign person(s) or entity(s) or if the entity is a mutual or reciprocal, the nationality of its manager or attorney-in-fact; and identify the type of entity(s) (e.g., individual, corporation or government, manager or attorney in fact).

1 Nationality	2 Type of Entity

GENERAL INTERROGATORIES

- 8.1 Is the company a subsidiary of a bank holding company regulated by the Federal Reserve Board? Yes [] No [X]
- 8.2 If response to 8.1 is yes, please identify the name of the bank holding company.
.....
- 8.3 Is the company affiliated with one or more banks, thrifts or securities firms? Yes [X] No []
- 8.4 If response to 8.3 is yes, please provide below the names and location (city and state of the main office) of any affiliates regulated by a federal regulatory services agency [i.e. the Federal Reserve Board (FRB), the Office of the Comptroller of the Currency (OCC), the Federal Deposit Insurance Corporation (FDIC) and the Securities Exchange Commission (SEC)] and identify the affiliate's primary federal regulator.

1 Affiliate Name	2 Location (City, State)	3 FRB	4 OCC	5 FDIC	6 SEC
Optum Bank, Inc.	Salt Lake City, UT	NO	NO	YES	NO

- 9. What is the name and address of the independent certified public accountant or accounting firm retained to conduct the annual audit?
Deloitte & Touche LLP, Minneapolis, MN
- 10.1 Has the insurer been granted any exemptions to the prohibited non-audit services provided by the certified independent public accountant requirements as allowed in Section 7H of the Annual Financial Reporting Model Regulation (Model Audit Rule), or substantially similar state law or regulation? Yes [] No [X]
- 10.2 If the response to 10.1 is yes, provide information related to this exemption:
.....
- 10.3 Has the insurer been granted any exemptions related to the other requirements of the Annual Financial Reporting Model Regulation as allowed for in Section 18A of the Model Regulation, or substantially similar state law or regulation? Yes [] No [X]
- 10.4 If the response to 10.3 is yes, provide information related to this exemption:
.....
- 10.5 Has the reporting entity established an Audit Committee in compliance with the domiciliary state insurance laws? Yes [X] No [] N/A []
- 10.6 If the response to 10.5 is no or n/a, please explain
.....
- 11. What is the name, address and affiliation (officer/employee of the reporting entity or actuary/consultant associated with an actuarial consulting firm) of the individual providing the statement of actuarial opinion/certification?
Gary A. Iannone, Vice President of Actuarial Services of United HealthCare Services Inc., an affiliate of UnitedHealthcare Plan of the River Valley, Inc., 185 Asylum Street, Hartford, CT 06103
- 12.1 Does the reporting entity own any securities of a real estate holding company or otherwise hold real estate indirectly? Yes [] No [X]
 - 12.11 Name of real estate holding company
 - 12.12 Number of parcels involved 0
 - 12.13 Total book/adjusted carrying value \$ 0
- 12.2 If, yes provide explanation:
.....
- 13. **FOR UNITED STATES BRANCHES OF ALIEN REPORTING ENTITIES ONLY:**
- 13.1 What changes have been made during the year in the United States manager or the United States trustees of the reporting entity?
.....
- 13.2 Does this statement contain all business transacted for the reporting entity through its United States Branch on risks wherever located? Yes [] No []
- 13.3 Have there been any changes made to any of the trust indentures during the year? Yes [] No []
- 13.4 If answer to (13.3) is yes, has the domiciliary or entry state approved the changes? Yes [] No [] N/A []
- 14.1 Are the senior officers (principal executive officer, principal financial officer, principal accounting officer or controller, or persons performing similar functions) of the reporting entity subject to a code of ethics, which includes the following standards? Yes [X] No []
 - a. Honest and ethical conduct, including the ethical handling of actual or apparent conflicts of interest between personal and professional relationships;
 - b. Full, fair, accurate, timely and understandable disclosure in the periodic reports required to be filed by the reporting entity;
 - c. Compliance with applicable governmental laws, rules and regulations;
 - d. The prompt internal reporting of violations to an appropriate person or persons identified in the code; and
 - e. Accountability for adherence to the code.
- 14.11 If the response to 14.1 is No, please explain:
.....
- 14.2 Has the code of ethics for senior managers been amended? Yes [] No [X]
- 14.21 If the response to 14.2 is yes, provide information related to amendment(s).
.....
- 14.3 Have any provisions of the code of ethics been waived for any of the specified officers? Yes [] No [X]
- 14.31 If the response to 14.3 is yes, provide the nature of any waiver(s).
.....

GENERAL INTERROGATORIES

- 15.1 Is the reporting entity the beneficiary of a Letter of Credit that is unrelated to reinsurance where the issuing or confirming bank is not on the SVO Bank List? Yes [] No [X]
- 15.2 If the response to 15.1 is yes, indicate the American Bankers Association (ABA) Routing Number and the name of the issuing or confirming bank of the Letter of Credit and describe the circumstances in which the Letter of Credit is triggered.

1 American Bankers Association (ABA) Routing Number	2 Issuing or Confirming Bank Name	3 Circumstances That Can Trigger the Letter of Credit	4 Amount

BOARD OF DIRECTORS

16. Is the purchase or sale of all investments of the reporting entity passed upon either by the board of directors or a subordinate committee thereof? Yes [X] No []
17. Does the reporting entity keep a complete permanent record of the proceedings of its board of directors and all subordinate committees thereof? Yes [X] No []
18. Has the reporting entity an established procedure for disclosure to its board of directors or trustees of any material interest or affiliation on the part of any of its officers, directors, trustees or responsible employees that is in conflict with the official duties of such person? Yes [X] No []

FINANCIAL

19. Has this statement been prepared using a basis of accounting other than Statutory Accounting Principles (e.g., Generally Accepted Accounting Principles)? Yes [] No [X]
- 20.1 Total amount loaned during the year (inclusive of Separate Accounts, exclusive of policy loans):
- 20.11 To directors or other officers.....\$ 0
 - 20.12 To stockholders not officers.....\$ 0
 - 20.13 Trustees, supreme or grand (Fraternal Only).....\$ 0
- 20.2 Total amount of loans outstanding at the end of year (inclusive of Separate Accounts, exclusive of policy loans):
- 20.21 To directors or other officers.....\$ 0
 - 20.22 To stockholders not officers.....\$ 0
 - 20.23 Trustees, supreme or grand (Fraternal Only).....\$ 0
- 21.1 Were any assets reported in this statement subject to a contractual obligation to transfer to another party without the liability for such obligation being reported in the statement? Yes [] No [X]
- 21.2 If yes, state the amount thereof at December 31 of the current year:
- 21.21 Rented from others.....\$ 0
 - 21.22 Borrowed from others.....\$ 0
 - 21.23 Leased from others.....\$ 0
 - 21.24 Other.....\$ 0
- 22.1 Does this statement include payments for assessments as described in the Annual Statement Instructions other than guaranty fund or guaranty association assessments? Yes [X] No []
- 22.2 If answer is yes:
- 22.21 Amount paid as losses or risk adjustment \$ 5
 - 22.22 Amount paid as expenses \$ 69,774,853
 - 22.23 Other amounts paid \$ 0
- 23.1 Does the reporting entity report any amounts due from parent, subsidiaries or affiliates on Page 2 of this statement? Yes [] No [X]
- 23.2 If yes, indicate any amounts receivable from parent included in the Page 2 amount: \$ 0

INVESTMENT

- 24.01 Were all the stocks, bonds and other securities owned December 31 of current year, over which the reporting entity has exclusive control, in the actual possession of the reporting entity on said date? (other than securities lending programs addressed in 24.03) Yes [X] No []
- 24.02 If no, give full and complete information relating thereto
- 24.03 For securities lending programs, provide a description of the program including value for collateral and amount of loaned securities, and whether collateral is carried on or off-balance sheet. (an alternative is to reference Note 17 where this information is also provided) Not Applicable
- 24.04 For the reporting entity's securities lending program, report amount of collateral for conforming programs as outlined in the Risk-Based Capital Instructions. \$ 0
- 24.05 For the reporting entity's securities lending program, report amount of collateral for other programs. \$ 0
- 24.06 Does your securities lending program require 102% (domestic securities) and 105% (foreign securities) from the counterparty at the outset of the contract? Yes [] No [] N/A [X]
- 24.07 Does the reporting entity non-admit when the collateral received from the counterparty falls below 100%? Yes [] No [] N/A [X]
- 24.08 Does the reporting entity or the reporting entity's securities lending agent utilize the Master Securities lending Agreement (MSLA) to conduct securities lending? Yes [] No [] N/A [X]

GENERAL INTERROGATORIES

24.09 For the reporting entity's securities lending program state the amount of the following as of December 31 of the current year:

24.091 Total fair value of reinvested collateral assets reported on Schedule DL, Parts 1 and 2	\$	0
24.092 Total book adjusted/carrying value of reinvested collateral assets reported on Schedule DL, Parts 1 and 2	\$	0
24.093 Total payable for securities lending reported on the liability page	\$	0

25.1 Were any of the stocks, bonds or other assets of the reporting entity owned at December 31 of the current year not exclusively under the control of the reporting entity, or has the reporting entity sold or transferred any assets subject to a put option contract that is currently in force? (Exclude securities subject to Interrogatory 21.1 and 24.03)..... Yes [X] No []

25.2 If yes, state the amount thereof at December 31 of the current year:

25.21 Subject to repurchase agreements	\$	0
25.22 Subject to reverse repurchase agreements	\$	0
25.23 Subject to dollar repurchase agreements	\$	0
25.24 Subject to reverse dollar repurchase agreements	\$	0
25.25 Placed under option agreements	\$	0
25.26 Letter stock or securities restricted as to sale - excluding FHLB Capital Stock	\$	0
25.27 FHLB Capital Stock	\$	0
25.28 On deposit with states	\$	28,598,092
25.29 On deposit with other regulatory bodies	\$	0
25.30 Pledged as collateral - excluding collateral pledged to an FHLB	\$	510,419
25.31 Pledged as collateral to FHLB - including assets backing funding agreements	\$	0
25.32 Other	\$	0

25.3 For category (25.26) provide the following:

1 Nature of Restriction	2 Description	3 Amount

26.1 Does the reporting entity have any hedging transactions reported on Schedule DB?..... Yes [] No [X]

26.2 If yes, has a comprehensive description of the hedging program been made available to the domiciliary state?..... Yes [] No [] N/A []
If no, attach a description with this statement.

LINES 26.3 through 26.5: FOR LIFE/FRATERNAL REPORTING ENTITIES ONLY:

26.3 Does the reporting entity utilize derivatives to hedge variable annuity guarantees subject to fluctuations as a result of interest rate sensitivity? .. Yes [] No []

26.4 If the response to 26.3 is YES, does the reporting entity utilize:

26.41 Special accounting provision of SSAP No. 108	Yes [] No []
26.42 Permitted accounting practice	Yes [] No []
26.43 Other accounting guidance	Yes [] No []

26.5 By responding YES to 26.41 regarding utilizing the special accounting provisions of SSAP No. 108, the reporting entity attests to the following:..... Yes [] No []

- The reporting entity has obtained explicit approval from the domiciliary state.
- Hedging strategy subject to the special accounting provisions is consistent with the requirements of VM-21.
- Actuarial certification has been obtained which indicates that the hedging strategy is incorporated within the establishment of VM-21 reserves and provides the impact of the hedging strategy within the Actuarial Guideline Conditional Tail Expectation Amount.
- Financial Officer Certification has been obtained which indicates that the hedging strategy meets the definition of a Clearly Defined Hedging Strategy within VM-21 and that the Clearly Defined Hedging Strategy is the hedging strategy being used by the company in its actual day-to-day risk mitigation efforts.

27.1 Were any preferred stocks or bonds owned as of December 31 of the current year mandatorily convertible into equity, or, at the option of the issuer, convertible into equity?..... Yes [] No [X]

27.2 If yes, state the amount thereof at December 31 of the current year. \$0

28. Excluding items in Schedule E - Part 3 - Special Deposits, real estate, mortgage loans and investments held physically in the reporting entity's offices, vaults or safety deposit boxes, were all stocks, bonds and other securities, owned throughout the current year held pursuant to a custodial agreement with a qualified bank or trust company in accordance with Section 1, III - General Examination Considerations, F. Outsourcing of Critical Functions, Custodial or Safekeeping Agreements of the NAIC Financial Condition Examiners Handbook?..... Yes [X] No []

28.01 For agreements that comply with the requirements of the NAIC Financial Condition Examiners Handbook, complete the following:

1 Name of Custodian(s)	2 Custodian's Address
Bank of New York Mellon	Global Liquidity Services, 1 Wall St, 14th Floor, New York, NY 10286
Northern Trust	50 S. LaSalle, Chicago, IL 60675

GENERAL INTERROGATORIES

28.02 For all agreements that do not comply with the requirements of the NAIC Financial Condition Examiners Handbook, provide the name, location and a complete explanation:

1 Name(s)	2 Location(s)	3 Complete Explanation(s)

28.03 Have there been any changes, including name changes, in the custodian(s) identified in 28.01 during the current year?..... Yes [] No [X]
 28.04 If yes, give full and complete information relating thereto:

1 Old Custodian	2 New Custodian	3 Date of Change	4 Reason

28.05 Investment management – Identify all investment advisors, investment managers, broker/dealers, including individuals that have the authority to make investment decisions on behalf of the reporting entity. For assets that are managed internally by employees of the reporting entity, note as such. ["...that have access to the investment accounts"; "...handle securities"]

1 Name of Firm or Individual	2 Affiliation
Internally Managed	I.....
J.P. Morgan Asset Management	U.....
BNY Mellon Asset Management North America	U.....

28.0597 For those firms/individuals listed in the table for Question 28.05, do any firms/individuals unaffiliated with the reporting entity (i.e. designated with a "U") manage more than 10% of the reporting entity's invested assets?..... Yes [X] No []

28.0598 For firms/individuals unaffiliated with the reporting entity (i.e. designated with a "U") listed in the table for Question 28.05, does the total assets under management aggregate to more than 50% of the reporting entity's invested assets?..... Yes [X] No []

28.06 For those firms or individuals listed in the table for 28.05 with an affiliation code of "A" (affiliated) or "U" (unaffiliated), provide the information for the table below.

1 Central Registration Depository Number	2 Name of Firm or Individual	3 Legal Entity Identifier (LEI)	4 Registered With	5 Investment Management Agreement (IMA) Filed
107038	J.P. Morgan Asset Management	549300W78QH4XMM6K69	SEC	NO.....
105764	BNY Mellon Asset Management North America	ME7YUCK4NF1W8VM8SP25	SEC	NO.....

29.1 Does the reporting entity have any diversified mutual funds reported in Schedule D, Part 2 (diversified according to the Securities and Exchange Commission (SEC) in the Investment Company Act of 1940 [Section 5(b)(1)])? Yes [] No [X]

29.2 If yes, complete the following schedule:

1 CUSIP #	2 Name of Mutual Fund	3 Book/Adjusted Carrying Value
29.2999 - Total		0

29.3 For each mutual fund listed in the table above, complete the following schedule:

1 Name of Mutual Fund (from above table)	2 Name of Significant Holding of the Mutual Fund	3 Amount of Mutual Fund's Book/Adjusted Carrying Value Attributable to the Holding	4 Date of Valuation

GENERAL INTERROGATORIES

30. Provide the following information for all short-term and long-term bonds and all preferred stocks. Do not substitute amortized value or statement value for fair value.

	1	2	3
	Statement (Admitted) Value	Fair Value	Excess of Statement over Fair Value (-), or Fair Value over Statement (+)
30.1 Bonds	737,093,634	768,660,994	31,567,360
30.2 Preferred stocks	0	0	0
30.3 Totals	737,093,634	768,660,994	31,567,360

30.4 Describe the sources or methods utilized in determining the fair values:

For those securities that had prices in the NAIC SVO ISIS database, those prices were used; for those securities that did not have prices in the NAIC SVO ISIS database, pricing was obtained from Hub which is an external data sources vendor. Hub utilizes various pricing sources.

31.1 Was the rate used to calculate fair value determined by a broker or custodian for any of the securities in Schedule D? Yes [] No [X]

31.2 If the answer to 31.1 is yes, does the reporting entity have a copy of the broker's or custodian's pricing policy (hard copy or electronic copy) for all brokers or custodians used as a pricing source? Yes [] No []

31.3 If the answer to 31.2 is no, describe the reporting entity's process for determining a reliable pricing source for purposes of disclosure of fair value for Schedule D:
.....

32.1 Have all the filing requirements of the Purposes and Procedures Manual of the NAIC Investment Analysis Office been followed? Yes [X] No []

32.2 If no, list exceptions:
.....

33. By self-designating 5GI securities, the reporting entity is certifying the following elements of each self-designated 5GI security:
 a. Documentation necessary to permit a full credit analysis of the security does not exist or an NAIC CRP credit rating for an FE or PL security is not available.
 b. Issuer or obligor is current on all contracted interest and principal payments.
 c. The insurer has an actual expectation of ultimate payment of all contracted interest and principal.
 Has the reporting entity self-designated 5GI securities? Yes [] No [X]

34. By self-designating PLGI securities, the reporting entity is certifying the following elements of each self-designated PLGI security:
 a. The security was purchased prior to January 1, 2018.
 b. The reporting entity is holding capital commensurate with the NAIC Designation reported for the security.
 c. The NAIC Designation was derived from the credit rating assigned by an NAIC CRP in its legal capacity as a NRSRO which is shown on a current private letter rating held by the insurer and available for examination by state insurance regulators.
 d. The reporting entity is not permitted to share this credit rating of the PL security with the SVO.
 Has the reporting entity self-designated PLGI securities? Yes [] No [X]

35. By assigning FE to a Schedule BA non-registered private fund, the reporting entity is certifying the following elements of each self-designated FE fund:
 a. The shares were purchased prior to January 1, 2019.
 b. The reporting entity is holding capital commensurate with the NAIC Designation reported for the security.
 c. The security had a public credit rating(s) with annual surveillance assigned by an NAIC CRP in its legal capacity as an NRSRO prior to January 1, 2019.
 d. The fund only or predominantly holds bonds in its portfolio.
 e. The current reported NAIC Designation was derived from the public credit rating(s) with annual surveillance assigned by an NAIC CRP in its legal capacity as an NRSRO.
 f. The public credit rating(s) with annual surveillance assigned by an NAIC CRP has not lapsed.
 Has the reporting entity assigned FE to Schedule BA non-registered private funds that complied with the above criteria? Yes [] No [X]

36. By rolling/renewing short-term or cash equivalent investments with continued reporting on Schedule DA, Part 1 or Schedule E Part 2 (identified through a code (%) in those investment schedules), the reporting entity is certifying to the following:
 a. The investment is a liquid asset that can be terminated by the reporting entity on the current maturity date.
 b. If the investment is with a nonrelated party or nonaffiliate, then it reflects an arms-length transaction with renewal completed at the discretion of all involved parties.
 c. If the investment is with a related party or affiliate, then the reporting entity has completed robust re-underwriting of the transaction for which documentation is available for regulator review.
 d. Short-term and cash equivalent investments that have been renewed/rolled from the prior period that do not meet the criteria in 36.a - 36.c are reported as long-term investments.
 Has the reporting entity rolled/renewed short-term or cash equivalent investments in accordance with these criteria? Yes [] No [] N/A [X]

GENERAL INTERROGATORIES

OTHER

37.1 Amount of payments to trade associations, service organizations and statistical or rating bureaus, if any?\$0

37.2 List the name of the organization and the amount paid if any such payment represented 25% or more of the total payments to trade associations, service organizations and statistical or rating bureaus during the period covered by this statement.

1 Name	2 Amount Paid

38.1 Amount of payments for legal expenses, if any?\$0

38.2 List the name of the firm and the amount paid if any such payment represented 25% or more of the total payments for legal expenses during the period covered by this statement.

1 Name	2 Amount Paid

39.1 Amount of payments for expenditures in connection with matters before legislative bodies, officers or departments of government, if any?\$0

39.2 List the name of the firm and the amount paid if any such payment represented 25% or more of the total payment expenditures in connection with matters before legislative bodies, officers or departments of government during the period covered by this statement.

1 Name	2 Amount Paid

GENERAL INTERROGATORIES

PART 2 - HEALTH INTERROGATORIES

1.1 Does the reporting entity have any direct Medicare Supplement Insurance in force? Yes [] No [X]

1.2 If yes, indicate premium earned on U.S. business only. \$ 0

1.3 What portion of Item (1.2) is not reported on the Medicare Supplement Insurance Experience Exhibit? \$ 0

1.31 Reason for excluding

1.4 Indicate amount of earned premium attributable to Canadian and/or Other Alien not included in Item (1.2) above \$ 0

1.5 Indicate total incurred claims on all Medicare Supplement Insurance. \$ 0

1.6 Individual policies:

Most current three years:

1.61 Total premium earned \$ 0

1.62 Total incurred claims \$ 0

1.63 Number of covered lives 0

All years prior to most current three years:

1.64 Total premium earned \$ 0

1.65 Total incurred claims \$ 0

1.66 Number of covered lives 0

1.7 Group policies:

Most current three years:

1.71 Total premium earned \$ 0

1.72 Total incurred claims \$ 0

1.73 Number of covered lives 0

All years prior to most current three years:

1.74 Total premium earned \$ 0

1.75 Total incurred claims \$ 0

1.76 Number of covered lives 0

2. Health Test:

	1 Current Year	2 Prior Year
2.1 Premium Numerator	3,299,495,358	4,660,001,327
2.2 Premium Denominator	3,299,495,358	4,660,001,327
2.3 Premium Ratio (2.1/2.2)	1.000	1.000
2.4 Reserve Numerator	401,800,778	346,467,419
2.5 Reserve Denominator	401,800,778	346,467,419
2.6 Reserve Ratio (2.4/2.5)	1.000	1.000

3.1 Has the reporting entity received any endowment or gift from contracting hospitals, physicians, dentists, or others that is agreed will be returned when, as and if the earnings of the reporting entity permits? Yes [] No [X]

3.2 If yes, give particulars:

4.1 Have copies of all agreements stating the period and nature of hospitals', physicians', and dentists' care offered to subscribers and dependents been filed with the appropriate regulatory agency? Yes [X] No []

4.2 If not previously filed, furnish herewith a copy(ies) of such agreement(s). Do these agreements include additional benefits offered? Yes [] No []

5.1 Does the reporting entity have stop-loss reinsurance? Yes [] No [X]

5.2 If no, explain:
 UnitedHealthcare Plan of the River Valley, Inc. has no active stop-loss reinsurance agreements. UnitedHealthcare Plan of the River Valley, Inc. only has insolvency only and excess loss reinsurance agreements.

5.3 Maximum retained risk (see instructions)

5.31 Comprehensive Medical \$ 0

5.32 Medical Only \$ 0

5.33 Medicare Supplement \$ 0

5.34 Dental & Vision \$ 0

5.35 Other Limited Benefit Plan \$ 0

5.36 Other \$ 0

6. Describe arrangement which the reporting entity may have to protect subscribers and their dependents against the risk of insolvency including hold harmless provisions, conversion privileges with other carriers, agreements with providers to continue rendering services, and any other agreements:
 Hold harmless clauses in provider agreements and continuation of coverage endorsements in reinsurance agreements.

7.1 Does the reporting entity set up its claim liability for provider services on a service date basis? Yes [X] No []

7.2 If no, give details

8. Provide the following information regarding participating providers:

8.1 Number of providers at start of reporting year 134,073

8.2 Number of providers at end of reporting year 167,840

9.1 Does the reporting entity have business subject to premium rate guarantees? Yes [] No [X]

9.2 If yes, direct premium earned:

9.21 Business with rate guarantees between 15-36 months. \$ 0

9.22 Business with rate guarantees over 36 months \$ 0

GENERAL INTERROGATORIES

10.1 Does the reporting entity have Incentive Pool, Withhold or Bonus Arrangements in its provider contracts? Yes No

10.2 If yes:

10.21 Maximum amount payable bonuses.....\$7,406,134

10.22 Amount actually paid for year bonuses.....\$11,837,923

10.23 Maximum amount payable withholds.....\$4,062,297

10.24 Amount actually paid for year withholds.....\$4,067,431

11.1 Is the reporting entity organized as:

11.12 A Medical Group/Staff Model, Yes No

11.13 An Individual Practice Association (IPA), or, Yes No

11.14 A Mixed Model (combination of above)? Yes No

11.2 Is the reporting entity subject to Statutory Minimum Capital and Surplus Requirements? Yes No

11.3 If yes, show the name of the state requiring such minimum capital and surplus. Illinois

11.4 If yes, show the amount required. \$ 1,800,000

11.5 Is this amount included as part of a contingency reserve in stockholder's equity? Yes No

11.6 If the amount is calculated, show the calculation
IL State Statute 215 ILCS 5/13

12. List service areas in which reporting entity is licensed to operate:

1 Name of Service Area
Illinois Counties in Service Area: Bureau, Carroll, DeWitt, Fulton, Henderson, Henry, Jo Daviess, Knox, La Salle, Lee, Livingston, Marshall, McLean, Mercer, Peoria, Putnam, Rock Island, Stark, Tazewell, Warren, Whiteside, Woodford
Iowa Counties in Service Area: Statewide
Tennessee Counties in Service Area: Statewide
VA Service Area: Commercial Service area includes: Counties: Bedford, Bland, Botetourt, Buchanan, Carroll, Craig, Dickenson, Floyd, Franklin, Giles, Grayson, Henry, Lee, Montgomery, Pulaski, Roanoke, Rockbridge, Russell, Scott Smyth, Tazewell, Washington, Wise, Wythe Cities: Bedford, Bristil, Buena Vista, Galax, Lexington, Martinsville, Norton, Radford, Roanoke, Salem

13.1 Do you act as a custodian for health savings accounts? Yes No

13.2 If yes, please provide the amount of custodial funds held as of the reporting date. \$ 0

13.3 Do you act as an administrator for health savings accounts? Yes No

13.4 If yes, please provide the balance of funds administered as of the reporting date. \$ 0

14.1 Are any of the captive affiliates reported on Schedule S, Part 3, authorized reinsurers? Yes No N/A

14.2 If the answer to 14.1 is yes, please provide the following:

1 Company Name	2 NAIC Company Code	3 Domiciliary Jurisdiction	4 Reserve Credit	Assets Supporting Reserve Credit		
				5 Letters of Credit	6 Trust Agreements	7 Other

15. Provide the following for individual ordinary life insurance* policies (U.S. business only) for the current year (prior to reinsurance assumed or ceded):

15.1 Direct Premium Written\$0

15.2 Total Incurred Claims\$0

15.3 Number of Covered Lives0

*Ordinary Life Insurance Includes
Term(whether full underwriting, limited underwriting, jet issue, "short form app")
Whole Life (whether full underwriting, limited underwriting, jet issue, "short form app")
Variable Life (with or without secondary gurarantee)
Universal Life (with or without secondary gurarantee)
Variable Universal Life (with or without secondary gurarantee)

16. Is the reporting entity licensed or chartered, registered, qualified, eligible or writing business in at least two states? Yes No

16.1 If no, does the reporting entity assume reinsurance business that covers risks residing in at least one state other than the state of domicile of the reporting entity? Yes No

FIVE-YEAR HISTORICAL DATA

	1 2020	2 2019	3 2018	4 2017	5 2016
Balance Sheet (Pages 2 and 3)					
1. Total admitted assets (Page 2, Line 28)	1,374,159,311	1,110,220,730	1,274,736,990	1,243,559,279	1,063,055,229
2. Total liabilities (Page 3, Line 24)	726,583,503	494,342,193	811,738,853	797,271,087	628,746,161
3. Statutory minimum capital and surplus requirement	1,800,000	1,800,000	1,800,000	1,800,000	1,800,000
4. Total capital and surplus (Page 3, Line 33)	647,575,808	615,878,537	462,998,137	446,288,192	434,309,068
Income Statement (Page 4)					
5. Total revenues (Line 8)	3,239,528,030	4,700,996,021	6,121,461,571	4,007,681,621	3,591,369,162
6. Total medical and hospital expenses (Line 18)	2,494,727,606	3,975,512,119	5,450,748,321	3,380,496,523	2,912,948,099
7. Claims adjustment expenses (Line 20)	189,467,794	262,030,741	294,120,097	206,405,994	177,953,618
8. Total administrative expenses (Line 21)	323,205,726	306,028,554	470,068,416	333,013,301	380,589,931
9. Net underwriting gain (loss) (Line 24)	232,126,904	162,545,607	(54,734,263)	82,805,803	158,341,514
10. Net investment gain (loss) (Line 27)	14,774,473	27,713,316	17,454,275	11,040,719	12,512,569
11. Total other income (Lines 28 plus 29)	(13,654)	13,903	(334,880)	(20,000)	(693,146)
12. Net income or (loss) (Line 32)	176,937,177	157,573,036	(29,958,562)	66,112,321	125,998,557
Cash Flow (Page 6)					
13. Net cash from operations (Line 11)	524,900,899	(176,106,192)	123,863,715	130,584,275	(92,800,303)
Risk-Based Capital Analysis					
14. Total adjusted capital	647,575,808	615,878,537	462,998,137	446,288,192	434,309,068
15. Authorized control level risk-based capital	77,812,002	151,834,149	199,719,863	110,732,140	102,740,134
Enrollment (Exhibit 1)					
16. Total members at end of period (Column 5, Line 7)	545,286	508,572	936,930	934,758	749,280
17. Total members months (Column 6, Line 7)	6,259,849	8,592,372	11,319,913	8,894,126	8,628,554
Operating Percentage (Page 4) (Item divided by Page 4, sum of Lines 2, 3 and 5) x 100.0					
18. Premiums earned plus risk revenue (Line 2 plus Lines 3 and 5)	100.0	100.0	100.0	100.0	100.0
19. Total hospital and medical plus other non-health (Lines 18 plus Line 19)	77.0	84.6	89.0	84.4	81.1
20. Cost containment expenses	4.2	4.1	3.1	3.3	3.3
21. Other claims adjustment expenses	1.6	1.5	1.7	1.9	1.6
22. Total underwriting deductions (Line 23)	92.8	96.5	100.9	97.9	95.6
23. Total underwriting gain (loss) (Line 24)	7.2	3.5	(0.9)	2.1	4.4
Unpaid Claims Analysis (U&I Exhibit, Part 2B)					
24. Total claims incurred for prior years (Line 13, Col. 5)	197,891,430	476,793,994	438,557,418	281,213,478	229,524,853
25. Estimated liability of unpaid claims-[prior year (Line 13, Col. 6)]	236,367,465	516,987,281	430,632,151	289,179,479	239,931,715
Investments In Parent, Subsidiaries and Affiliates					
26. Affiliated bonds (Sch. D Summary, Line 12, Col. 1)	0	0	0	0	0
27. Affiliated preferred stocks (Sch. D Summary, Line 18, Col. 1)	0	0	0	0	0
28. Affiliated common stocks (Sch. D Summary, Line 24, Col. 1)	0	0	0	0	0
29. Affiliated short-term investments (subtotal included in Schedule DA Verification, Col. 5, Line 10)	0	0	0	0	0
30. Affiliated mortgage loans on real estate	0	0	0	0	0
31. All other affiliated	0	0	0	0	0
32. Total of above Lines 26 to 31	0	0	0	0	0
33. Total investment in parent included in Lines 26 to 31 above	0	0	0	0	0

NOTE: If a party to a merger, have the two most recent years of this exhibit been restated due to a merger in compliance with the disclosure requirements of SSAP No. 3, Accounting Changes and Correction of Errors? Yes [] No []
 If no, please explain:



ANNUAL STATEMENT FOR THE YEAR 2020 OF THE UnitedHealthcare Plan of the River Valley, Inc.

EXHIBIT OF PREMIUMS, ENROLLMENT AND UTILIZATION (a)

REPORT FOR: 1. CORPORATION

UnitedHealthcare Plan of the River Valley, Inc.

2. Moline, IL

NAIC Group Code	0707	BUSINESS IN THE STATE OF		DURING THE YEAR							(LOCATION)	
		Illinois		2020							NAIC Company Code	
		1	Comprehensive (Hospital & Medical)		4	5	6	7	8	9	10	
	Total	2	3	Medicare Supplement	Vision Only	Dental Only	Federal Employees Health Benefit Plan	Title XVIII Medicare	Title XIX Medicaid	Other		
		Individual	Group									
Total Members at end of:												
1. Prior Year	1,850	0	1,850	0	0	0	0	0	0	0		
2. First Quarter	1,570	0	1,570	0	0	0	0	0	0	0		
3. Second Quarter	1,439	0	1,439	0	0	0	0	0	0	0		
4. Third Quarter	1,330	0	1,330	0	0	0	0	0	0	0		
5. Current Year	1,084	0	1,084	0	0	0	0	0	0	0		
6. Current Year Member Months	16,933	0	16,933	0	0	0	0	0	0	0		
Total Member Ambulatory Encounters for Year:												
7. Physician	13,271	0	13,271	0	0	0	0	0	0	0		
8. Non-Physician	700	0	700	0	0	0	0	0	0	0		
9. Total	13,971	0	13,971	0	0	0	0	0	0	0		
10. Hospital Patient Days Incurred	323	0	323	0	0	0	0	0	0	0		
11. Number of Inpatient Admissions	91	0	91	0	0	0	0	0	0	0		
12. Health Premiums Written (b)	6,249,756	0	6,249,719	0	0	0	0	37	0	0		
13. Life Premiums Direct	0	0	0	0	0	0	0	0	0	0		
14. Property/Casualty Premiums Written	0	0	0	0	0	0	0	0	0	0		
15. Health Premiums Earned	6,249,622	0	6,250,011	0	0	0	0	(389)	0	0		
16. Property/Casualty Premiums Earned	0	0	0	0	0	0	0	0	0	0		
17. Amount Paid for Provision of Health Care Services	7,384,230	0	7,402,882	0	0	0	0	(18,652)	0	0		
18. Amount Incurred for Provision of Health Care Services	7,728,392	0	7,686,212	0	0	0	0	42,180	0	0		

(a) For health business: number of persons insured under PPO managed care products0 and number of persons insured under indemnity only products0 .

(b) For health premiums written: amount of Medicare Title XVIII exempt from state taxes or fees \$37

30.LL



ANNUAL STATEMENT FOR THE YEAR 2020 OF THE UnitedHealthcare Plan of the River Valley, Inc.

EXHIBIT OF PREMIUMS, ENROLLMENT AND UTILIZATION (a)

REPORT FOR: 1. CORPORATION

UnitedHealthcare Plan of the River Valley, Inc.

2. Moline, IL

NAIC Group Code	0707	BUSINESS IN THE STATE OF		DURING THE YEAR							(LOCATION)	
		Iowa		2020							NAIC Company Code	
		1	Comprehensive (Hospital & Medical)		4	5	6	7	8	9	10	
	Total	2	3	Medicare Supplement	Vision Only	Dental Only	Federal Employees Health Benefit Plan	Title XVIII Medicare	Title XIX Medicaid	Other		
Total Members at end of:												
1. Prior Year	19,656	0	19,656	0	0	0	0	0	0	0		
2. First Quarter	19,531	0	19,531	0	0	0	0	0	0	0		
3. Second Quarter	19,359	0	19,359	0	0	0	0	0	0	0		
4. Third Quarter	19,147	0	19,147	0	0	0	0	0	0	0		
5. Current Year	18,681	0	18,681	0	0	0	0	0	0	0		
6. Current Year Member Months	222,647	(9,277)	231,165	0	0	0	0	0	759	0		
Total Member Ambulatory Encounters for Year:												
7. Physician	164,686	0	164,686	0	0	0	0	0	0	0		
8. Non-Physician	6,988	0	6,988	0	0	0	0	0	0	0		
9. Total	171,674	0	171,674	0	0	0	0	0	0	0		
10. Hospital Patient Days Incurred	2,683	0	2,683	0	0	0	0	0	0	0		
11. Number of Inpatient Admissions	758	0	758	0	0	0	0	0	0	0		
12. Health Premiums Written (b)	123,530,756	(347,020)	101,983,349	0	0	0	11,486	(1,716)	21,884,657	0		
13. Life Premiums Direct	0	0	0	0	0	0	0	0	0	0		
14. Property/Casualty Premiums Written	0	0	0	0	0	0	0	0	0	0		
15. Health Premiums Earned	120,257,802	(347,020)	98,711,890	0	0	0	11,486	(3,211)	21,884,657	0		
16. Property/Casualty Premiums Earned	0	0	0	0	0	0	0	0	0	0		
17. Amount Paid for Provision of Health Care Services	81,458,533	299,589	75,090,225	0	0	0	76,674	(155,478)	6,147,523	0		
18. Amount Incurred for Provision of Health Care Services	66,751,292	155,089	74,577,255	0	0	0	32,832	(77,151)	(7,936,733)	0		

(a) For health business: number of persons insured under PPO managed care products0 and number of persons insured under indemnity only products0 .

(b) For health premiums written: amount of Medicare Title XVIII exempt from state taxes or fees \$(1,716)

301A



ANNUAL STATEMENT FOR THE YEAR 2020 OF THE UnitedHealthcare Plan of the River Valley, Inc.

EXHIBIT OF PREMIUMS, ENROLLMENT AND UTILIZATION (a)

REPORT FOR: 1. CORPORATION

UnitedHealthcare Plan of the River Valley, Inc.

2. Moline, IL

NAIC Group Code	0707	BUSINESS IN THE STATE OF		DURING THE YEAR							(LOCATION)	
		Tennessee		2020							NAIC Company Code	
		1	Comprehensive (Hospital & Medical)		4	5	6	7	8	9	10	
	Total	2	3	Medicare Supplement	Vision Only	Dental Only	Federal Employees Health Benefit Plan	Title XVIII Medicare	Title XIX Medicaid	Other		
Total Members at end of:												
1. Prior Year	483,667	0	170	0	0	0	0	61,486	422,011	0		
2. First Quarter	477,892	0	108	0	0	0	0	61,129	416,655	0		
3. Second Quarter	494,810	0	105	0	0	0	0	61,396	433,309	0		
4. Third Quarter	512,392	0	102	0	0	0	0	62,051	450,239	0		
5. Current Year	522,586	0	100	0	0	0	0	62,073	460,413	0		
6. Current Year Member Months	5,983,230	0	1,246	0	0	0	0	739,471	5,242,513	0		
Total Member Ambulatory Encounters for Year:												
7. Physician	5,030,566	0	1,480	0	0	0	0	1,634,225	3,394,861	0		
8. Non-Physician	2,588,045	0	53	0	0	0	0	892,532	1,695,460	0		
9. Total	7,618,611	0	1,533	0	0	0	0	2,526,757	5,090,321	0		
10. Hospital Patient Days Incurred	2,324,399	0	46	0	0	0	0	246,706	2,077,647	0		
11. Number of Inpatient Admissions	156,780	0	13	0	0	0	0	31,375	125,392	0		
12. Health Premiums Written (b)	3,155,071,748	0	718,886	0	0	0	0	1,159,248,574	1,995,104,288	0		
13. Life Premiums Direct	0	0	0	0	0	0	0	0	0	0		
14. Property/Casualty Premiums Written	0	0	0	0	0	0	0	0	0	0		
15. Health Premiums Earned	3,098,479,628	0	718,886	0	0	0	0	1,122,742,042	1,975,018,700	0		
16. Property/Casualty Premiums Earned	0	0	0	0	0	0	0	0	0	0		
17. Amount Paid for Provision of Health Care Services	2,400,832,949	0	479,394	0	0	0	0	843,625,308	1,556,728,247	0		
18. Amount Incurred for Provision of Health Care Services	2,407,078,956	763	534,186	0	0	0	0	835,545,120	1,570,998,887	0		

(a) For health business: number of persons insured under PPO managed care products0 and number of persons insured under indemnity only products0 .

(b) For health premiums written: amount of Medicare Title XVIII exempt from state taxes or fees \$1,159,248,574

30.TN



ANNUAL STATEMENT FOR THE YEAR 2020 OF THE UnitedHealthcare Plan of the River Valley, Inc.

EXHIBIT OF PREMIUMS, ENROLLMENT AND UTILIZATION (a)

REPORT FOR: 1. CORPORATION

UnitedHealthcare Plan of the River Valley, Inc.

2. Moline, IL

NAIC Group Code	0707	BUSINESS IN THE STATE OF		DURING THE YEAR							(LOCATION)	
		Virginia		2020							NAIC Company Code	
		1	Comprehensive (Hospital & Medical)		4	5	6	7	8	9	10	
	Total	2	3	Medicare Supplement	Vision Only	Dental Only	Federal Employees Health Benefit Plan	Title XVIII Medicare	Title XIX Medicaid	Other		
Total Members at end of:												
1. Prior Year	3,399	0	3,399	0	0	0	0	0	0	0		
2. First Quarter	3,271	0	3,271	0	0	0	0	0	0	0		
3. Second Quarter	3,056	0	3,056	0	0	0	0	0	0	0		
4. Third Quarter	2,924	0	2,924	0	0	0	0	0	0	0		
5. Current Year	2,935	0	2,935	0	0	0	0	0	0	0		
6. Current Year Member Months	37,039	0	37,039	0	0	0	0	0	0	0		
Total Member Ambulatory Encounters for Year:												
7. Physician	24,846	0	24,846	0	0	0	0	0	0	0		
8. Non-Physician	895	0	895	0	0	0	0	0	0	0		
9. Total	25,741	0	25,741	0	0	0	0	0	0	0		
10. Hospital Patient Days Incurred	329	0	329	0	0	0	0	0	0	0		
11. Number of Inpatient Admissions	93	0	93	0	0	0	0	0	0	0		
12. Health Premiums Written (b)	17,931,847	0	17,931,897	0	0	0	0	(50)	0	0		
13. Life Premiums Direct	0	0	0	0	0	0	0	0	0	0		
14. Property/Casualty Premiums Written	0	0	0	0	0	0	0	0	0	0		
15. Health Premiums Earned	17,829,727	0	17,829,777	0	0	0	0	(50)	0	0		
16. Property/Casualty Premiums Earned	0	0	0	0	0	0	0	0	0	0		
17. Amount Paid for Provision of Health Care Services	13,089,441	0	13,079,759	0	0	0	0	9,682	0	0		
18. Amount Incurred for Provision of Health Care Services	13,168,967	0	12,647,491	0	0	0	0	521,476	0	0		

(a) For health business: number of persons insured under PPO managed care products0 and number of persons insured under indemnity only products0 .

(b) For health premiums written: amount of Medicare Title XVIII exempt from state taxes or fees \$(50)

30 VA



ANNUAL STATEMENT FOR THE YEAR 2020 OF THE UnitedHealthcare Plan of the River Valley, Inc.

EXHIBIT OF PREMIUMS, ENROLLMENT AND UTILIZATION (a)

REPORT FOR: 1. CORPORATION

UnitedHealthcare Plan of the River Valley, Inc.

2. Moline, IL

NAIC Group Code	0707	BUSINESS IN THE STATE OF	(LOCATION)										
			Grand Total			DURING THE YEAR				2020		NAIC Company Code	95378
			1	Comprehensive (Hospital & Medical)		4	5	6	7	8	9	10	
Total	2	3	Medicare Supplement	Vision Only	Dental Only	Federal Employees Health Benefit Plan	Title XVIII Medicare	Title XIX Medicaid	Other				
Total Members at end of:													
1. Prior Year	508,572	0	25,075	0	0	0	0	61,486	422,011	0			
2. First Quarter	502,264	0	24,480	0	0	0	0	61,129	416,655	0			
3. Second Quarter	518,664	0	23,959	0	0	0	0	61,396	433,309	0			
4. Third Quarter	535,793	0	23,503	0	0	0	0	62,051	450,239	0			
5. Current Year	545,286	0	22,800	0	0	0	0	62,073	460,413	0			
6. Current Year Member Months	6,259,849	(9,277)	286,383	0	0	0	0	739,471	5,243,272	0			
Total Member Ambulatory Encounters for Year:													
7. Physician	5,233,369	0	204,283	0	0	0	0	1,634,225	3,394,861	0			
8. Non-Physician	2,596,628	0	8,636	0	0	0	0	892,532	1,695,460	0			
9. Total	7,829,997	0	212,919	0	0	0	0	2,526,757	5,090,321	0			
10. Hospital Patient Days Incurred	2,327,734	0	3,381	0	0	0	0	246,706	2,077,647	0			
11. Number of Inpatient Admissions	157,722	0	955	0	0	0	0	31,375	125,392	0			
12. Health Premiums Written (b)	3,302,784,107	(347,020)	126,883,851	0	0	0	11,486	1,159,246,845	2,016,988,945	0			
13. Life Premiums Direct	0	0	0	0	0	0	0	0	0	0			
14. Property/Casualty Premiums Written	0	0	0	0	0	0	0	0	0	0			
15. Health Premiums Earned	3,242,816,779	(347,020)	123,510,564	0	0	0	11,486	1,122,738,392	1,996,903,357	0			
16. Property/Casualty Premiums Earned	0	0	0	0	0	0	0	0	0	0			
17. Amount Paid for Provision of Health Care Services	2,502,765,153	299,589	96,052,260	0	0	0	76,674	843,460,860	1,562,875,770	0			
18. Amount Incurred for Provision of Health Care Services	2,494,727,607	155,852	95,445,144	0	0	0	32,832	836,031,625	1,563,062,154	0			

(a) For health business: number of persons insured under PPO managed care products0 and number of persons insured under indemnity only products0 .

(b) For health premiums written: amount of Medicare Title XVIII exempt from state taxes or fees \$1,159,246,845

30.GT

Schedule S - Part 1 - Section 2

NONE

Schedule S - Part 2

NONE

ANNUAL STATEMENT FOR THE YEAR 2020 OF THE UnitedHealthcare Plan of the River Valley, Inc.

SCHEDULE S - PART 3 - SECTION 2

Reinsurance Ceded Accident and Health Insurance Listed by Reinsuring Company as of December 31, Current Year

1 NAIC Company Code	2 ID Number	3 Effective Date	4 Name of Company	5 Domi- ciliary Juris- diction	6 Type of Reinsurance Ceded	7 Type of Business Ceded	8 Premiums	9 Unearned Premiums (Estimated)	10 Reserve Credit Taken Other than for Unearned Premiums	Outstanding Surplus Relief		13 Modified Coinsurance Reserve	14 Funds Withheld Under Coinsurance
										11 Current Year	12 Prior Year		
79413	36-2739571	07/01/2008	UnitedHealthcare Insurance Company	CT	OTH/G	CMM	130,742	0	0	0	0	0	0
79413	36-2739571	07/01/2008	UnitedHealthcare Insurance Company	CT	OTH/G	MC	1,996,903	0	0	0	0	0	0
79413	36-2739571	07/01/2008	UnitedHealthcare Insurance Company	CT	OTH/G	MR	1,161,451	0	0	0	0	0	0
79413	36-2739571	07/01/2008	UnitedHealthcare Insurance Company	CT	OTH/G	SCHIP	(347)	0	0	0	0	0	0
0299999. General Account - Authorized U.S. Affiliates - Other							3,288,749	0	0	0	0	0	0
0399999. Total General Account - Authorized U.S. Affiliates							3,288,749	0	0	0	0	0	0
0699999. Total General Account - Authorized Non-U.S. Affiliates							0	0	0	0	0	0	0
0799999. Total General Account - Authorized Affiliates							3,288,749	0	0	0	0	0	0
1099999. Total General Account - Authorized Non-Affiliates							0	0	0	0	0	0	0
1199999. Total General Account Authorized							3,288,749	0	0	0	0	0	0
1499999. Total General Account - Unauthorized U.S. Affiliates							0	0	0	0	0	0	0
1799999. Total General Account - Unauthorized Non-U.S. Affiliates							0	0	0	0	0	0	0
1899999. Total General Account - Unauthorized Affiliates							0	0	0	0	0	0	0
2199999. Total General Account - Unauthorized Non-Affiliates							0	0	0	0	0	0	0
2299999. Total General Account Unauthorized							0	0	0	0	0	0	0
2599999. Total General Account - Certified U.S. Affiliates							0	0	0	0	0	0	0
2899999. Total General Account - Certified Non-U.S. Affiliates							0	0	0	0	0	0	0
2999999. Total General Account - Certified Affiliates							0	0	0	0	0	0	0
3299999. Total General Account - Certified Non-Affiliates							0	0	0	0	0	0	0
3399999. Total General Account Certified							0	0	0	0	0	0	0
3699999. Total General Account - Reciprocal Jurisdiction U.S. Affiliates							0	0	0	0	0	0	0
3999999. Total General Account - Reciprocal Jurisdiction Non-U.S. Affiliates							0	0	0	0	0	0	0
4099999. Total General Account - Reciprocal Jurisdiction Affiliates							0	0	0	0	0	0	0
4399999. Total General Account - Reciprocal Jurisdiction Non-Affiliates							0	0	0	0	0	0	0
4499999. Total General Account Reciprocal Jurisdiction							0	0	0	0	0	0	0
4599999. Total General Account Authorized, Unauthorized, Reciprocal Jurisdiction and Certified							3,288,749	0	0	0	0	0	0
4899999. Total Separate Accounts - Authorized U.S. Affiliates							0	0	0	0	0	0	0
5199999. Total Separate Accounts - Authorized Non-U.S. Affiliates							0	0	0	0	0	0	0
5299999. Total Separate Accounts - Authorized Affiliates							0	0	0	0	0	0	0
5599999. Total Separate Accounts - Authorized Non-Affiliates							0	0	0	0	0	0	0
5699999. Total Separate Accounts Authorized							0	0	0	0	0	0	0
5999999. Total Separate Accounts - Unauthorized U.S. Affiliates							0	0	0	0	0	0	0
6299999. Total Separate Accounts - Unauthorized Non-U.S. Affiliates							0	0	0	0	0	0	0
6399999. Total Separate Accounts - Unauthorized Affiliates							0	0	0	0	0	0	0
6699999. Total Separate Accounts - Unauthorized Non-Affiliates							0	0	0	0	0	0	0
6799999. Total Separate Accounts Unauthorized							0	0	0	0	0	0	0
7099999. Total Separate Accounts - Certified U.S. Affiliates							0	0	0	0	0	0	0
7399999. Total Separate Accounts - Certified Non-U.S. Affiliates							0	0	0	0	0	0	0
7499999. Total Separate Accounts - Certified Affiliates							0	0	0	0	0	0	0
7799999. Total Separate Accounts - Certified Non-Affiliates							0	0	0	0	0	0	0
7899999. Total Separate Accounts Certified							0	0	0	0	0	0	0
8199999. Total Separate Accounts - Reciprocal Jurisdiction U.S. Affiliates							0	0	0	0	0	0	0
8499999. Total Separate Accounts - Reciprocal Jurisdiction Non-U.S. Affiliates							0	0	0	0	0	0	0
8599999. Total Separate Accounts - Reciprocal Jurisdiction Affiliates							0	0	0	0	0	0	0
8899999. Total Separate Accounts - Reciprocal Jurisdiction Non-Affiliates							0	0	0	0	0	0	0
8999999. Total Separate Accounts Reciprocal Jurisdiction							0	0	0	0	0	0	0
9099999. Total Separate Accounts Authorized, Unauthorized, Reciprocal Jurisdiction and Certified							0	0	0	0	0	0	0
9199999. Total U.S. (Sum of 0399999, 0899999, 1499999, 1999999, 2599999, 3099999, 3699999, 4199999, 4899999, 5399999, 5999999, 6499999, 7099999, 7599999, 8199999 and 8699999)							3,288,749	0	0	0	0	0	0
9299999. Total Non-U.S. (Sum of 0699999, 0999999, 1799999, 2099999, 2899999, 3199999, 3999999, 4299999, 5199999, 5499999, 6299999, 6599999, 7399999, 7699999, 8499999 and 8799999)							0	0	0	0	0	0	0
9999999 - Totals							3,288,749	0	0	0	0	0	0

Schedule S - Part 4

NONE

Schedule S - Part 4 - Bank Footnote

NONE

Schedule S - Part 5

NONE

Schedule S - Part 5 - Bank Footnote

NONE

SCHEDULE S - PART 6

Five Year Exhibit of Reinsurance Ceded Business (\$000 Omitted)

	1 2020	2 2019	3 2018	4 2017	5 2016
A. OPERATIONS ITEMS					
1. Premiums	130	169	223	193	220
2. Title XVIII - Medicare	1,161	1,087	913	794	660
3. Title XIX - Medicaid	1,997	3,466	4,974	3,094	2,712
4. Commissions and reinsurance expense allowance	0	0	0	0	0
5. Total hospital and medical expenses	0	0	0	0	0
B. BALANCE SHEET ITEMS					
6. Premiums receivable	258	329	554	481	376
7. Claims payable	0	0	0	0	0
8. Reinsurance recoverable on paid losses	0	0	0	0	0
9. Experience rating refunds due or unpaid	0	0	0	0	0
10. Commissions and reinsurance expense allowances due	0	0	0	0	0
11. Unauthorized reinsurance offset	0	0	0	0	0
12. Offset for reinsurance with Certified Reinsurers	0	0	0	0	0
C. UNAUTHORIZED REINSURANCE (DEPOSITS BY AND FUNDS WITHHELD FROM)					
13. Funds deposited by and withheld from (F)	0	0	0	0	0
14. Letters of credit (L)	0	0	0	0	0
15. Trust agreements (T)	0	0	0	0	0
16. Other (O)	0	0	0	0	0
D. REINSURANCE WITH CERTIFIED REINSURERS (DEPOSITS BY AND FUNDS WITHHELD FROM)					
17. Multiple Beneficiary Trust	0	0	0	0	0
18. Funds deposited by and withheld from (F)	0	0	0	0	0
19. Letters of credit (L)	0	0	0	0	0
20. Trust agreements (T)	0	0	0	0	0
21. Other (O)	0	0	0	0	0

SCHEDULE S - PART 7

Restatement of Balance Sheet to Identify Net Credit For Ceded Reinsurance

	1 As Reported (net of ceded)	2 Restatement Adjustments	3 Restated (gross of ceded)
ASSETS (Page 2, Col. 3)			
1. Cash and invested assets (Line 12)	1,097,805,517	0	1,097,805,517
2. Accident and health premiums due and unpaid (Line 15)	120,034,526	0	120,034,526
3. Amounts recoverable from reinsurers (Line 16.1)	0	0	0
4. Net credit for ceded reinsurance	XXX	(257,620)	(257,620)
5. All other admitted assets (Balance)	156,319,268	0	156,319,268
6. Total assets (Line 28)	1,374,159,311	(257,620)	1,373,901,691
LIABILITIES, CAPITAL AND SURPLUS (Page 3)			
7. Claims unpaid (Line 1)	292,702,370	0	292,702,370
8. Accrued medical incentive pool and bonus payments (Line 2)	7,406,134	0	7,406,134
9. Premiums received in advance (Line 8)	196,222,194	0	196,222,194
10. Funds held under reinsurance treaties with authorized and unauthorized reinsurers (Line 19 first inset amount plus second inset amount)	0	0	0
11. Reinsurance in unauthorized companies (Line 20 minus inset amount)	0	0	0
12. Reinsurance with Certified Reinsurers (Line 20 inset amount)	0	0	0
13. Funds held under reinsurance treaties with Certified Reinsurers (Line 19 third inset amount)	0	0	0
14. All other liabilities (Balance)	230,252,805	(257,620)	229,995,185
15. Total liabilities (Line 24)	726,583,503	(257,620)	726,325,883
16. Total capital and surplus (Line 33)	647,575,808	XXX	647,575,808
17. Total liabilities, capital and surplus (Line 34)	1,374,159,311	(257,620)	1,373,901,691
NET CREDIT FOR CEDED REINSURANCE			
18. Claims unpaid	0		
19. Accrued medical incentive pool	0		
20. Premiums received in advance	0		
21. Reinsurance recoverable on paid losses	0		
22. Other ceded reinsurance recoverables	0		
23. Total ceded reinsurance recoverables	0		
24. Premiums receivable	0		
25. Funds held under reinsurance treaties with authorized and unauthorized reinsurers	0		
26. Unauthorized reinsurance	0		
27. Reinsurance with Certified Reinsurers	0		
28. Funds held under reinsurance treaties with Certified Reinsurers	0		
29. Other ceded reinsurance payables/offsets	257,620		
30. Total ceded reinsurance payables/offsets	257,620		
31. Total net credit for ceded reinsurance	(257,620)		

SCHEDULE T PREMIUMS AND OTHER CONSIDERATIONS

Allocated by States and Territories

1	Direct Business Only								
	2	3	4	5	6	7	8	9	
States, etc.	Active Status (a)	Accident & Health Premiums	Medicare Title XVIII	Medicaid Title XIX	Federal Employees Health Benefits Plan Premiums	Life & Annuity Premiums & Other Considerations	Property/Casualty Premiums	Total Columns 2 Through 7	Deposit-Type Contracts
1. Alabama	AL	0	0	0	0	0	0	0	0
2. Alaska	AK	0	0	0	0	0	0	0	0
3. Arizona	AZ	0	0	0	0	0	0	0	0
4. Arkansas	AR	0	0	0	0	0	0	0	0
5. California	CA	0	0	0	0	0	0	0	0
6. Colorado	CO	0	0	0	0	0	0	0	0
7. Connecticut	CT	0	0	0	0	0	0	0	0
8. Delaware	DE	0	0	0	0	0	0	0	0
9. District of Columbia	DC	0	0	0	0	0	0	0	0
10. Florida	FL	0	0	0	0	0	0	0	0
11. Georgia	GA	0	0	0	0	0	0	0	0
12. Hawaii	HI	0	0	0	0	0	0	0	0
13. Idaho	ID	0	0	0	0	0	0	0	0
14. Illinois	IL	6,249,719	37	0	0	0	0	6,249,756	0
15. Indiana	IN	0	0	0	0	0	0	0	0
16. Iowa	IA	101,636,329	(1,716)	21,884,657	11,486	0	0	123,530,756	0
17. Kansas	KS	0	0	0	0	0	0	0	0
18. Kentucky	KY	0	0	0	0	0	0	0	0
19. Louisiana	LA	0	0	0	0	0	0	0	0
20. Maine	ME	0	0	0	0	0	0	0	0
21. Maryland	MD	0	0	0	0	0	0	0	0
22. Massachusetts	MA	0	0	0	0	0	0	0	0
23. Michigan	MI	0	0	0	0	0	0	0	0
24. Minnesota	MN	0	0	0	0	0	0	0	0
25. Mississippi	MS	0	0	0	0	0	0	0	0
26. Missouri	MO	0	0	0	0	0	0	0	0
27. Montana	MT	0	0	0	0	0	0	0	0
28. Nebraska	NE	0	0	0	0	0	0	0	0
29. Nevada	NV	0	0	0	0	0	0	0	0
30. New Hampshire	NH	0	0	0	0	0	0	0	0
31. New Jersey	NJ	0	0	0	0	0	0	0	0
32. New Mexico	NM	0	0	0	0	0	0	0	0
33. New York	NY	0	0	0	0	0	0	0	0
34. North Carolina	NC	0	0	0	0	0	0	0	0
35. North Dakota	ND	0	0	0	0	0	0	0	0
36. Ohio	OH	0	0	0	0	0	0	0	0
37. Oklahoma	OK	0	0	0	0	0	0	0	0
38. Oregon	OR	0	0	0	0	0	0	0	0
39. Pennsylvania	PA	0	0	0	0	0	0	0	0
40. Rhode Island	RI	0	0	0	0	0	0	0	0
41. South Carolina	SC	0	0	0	0	0	0	0	0
42. South Dakota	SD	0	0	0	0	0	0	0	0
43. Tennessee	TN	718,886	1,159,248,574	1,995,104,288	0	0	0	3,155,071,748	0
44. Texas	TX	0	0	0	0	0	0	0	0
45. Utah	UT	0	0	0	0	0	0	0	0
46. Vermont	VT	0	0	0	0	0	0	0	0
47. Virginia	VA	17,931,897	(50)	0	0	0	0	17,931,847	0
48. Washington	WA	0	0	0	0	0	0	0	0
49. West Virginia	WV	0	0	0	0	0	0	0	0
50. Wisconsin	WI	0	0	0	0	0	0	0	0
51. Wyoming	WY	0	0	0	0	0	0	0	0
52. American Samoa	AS	0	0	0	0	0	0	0	0
53. Guam	GU	0	0	0	0	0	0	0	0
54. Puerto Rico	PR	0	0	0	0	0	0	0	0
55. U.S. Virgin Islands	VI	0	0	0	0	0	0	0	0
56. Northern Mariana Islands	MP	0	0	0	0	0	0	0	0
57. Canada	CAN	0	0	0	0	0	0	0	0
58. Aggregate other alien	OT	0	0	0	0	0	0	0	0
59. Subtotal	XXX	126,536,831	1,159,246,845	2,016,988,945	11,486	0	0	3,302,784,107	0
60. Reporting entity contributions for Employee Benefit Plans	XXX	0	0	0	0	0	0	0	0
61. Total (Direct Business)	XXX	126,536,831	1,159,246,845	2,016,988,945	11,486	0	0	3,302,784,107	0
DETAILS OF WRITE-INS									
58001.	XXX								
58002.	XXX								
58003.	XXX								
58998. Summary of remaining write-ins for Line 58 from overflow page	XXX	0	0	0	0	0	0	0	0
58999. Totals (Lines 58001 through 58003 plus 58998)(Line 58 above)	XXX	0	0	0	0	0	0	0	0

(a) Active Status Counts:

L - Licensed or Chartered - Licensed insurance carrier or domiciled RRG..... 4 R - Registered - Non-domiciled RRGs..... 0
 E - Eligible - Reporting entities eligible or approved to write surplus lines in the state..... 0 Q - Qualified - Qualified or accredited reinsurer..... 0
 N - None of the above - Not allowed to write business in the state..... 53

(b) Explanation of basis of allocation by states, premiums by state, etc.

Premiums are allocated by state based upon geographic market.

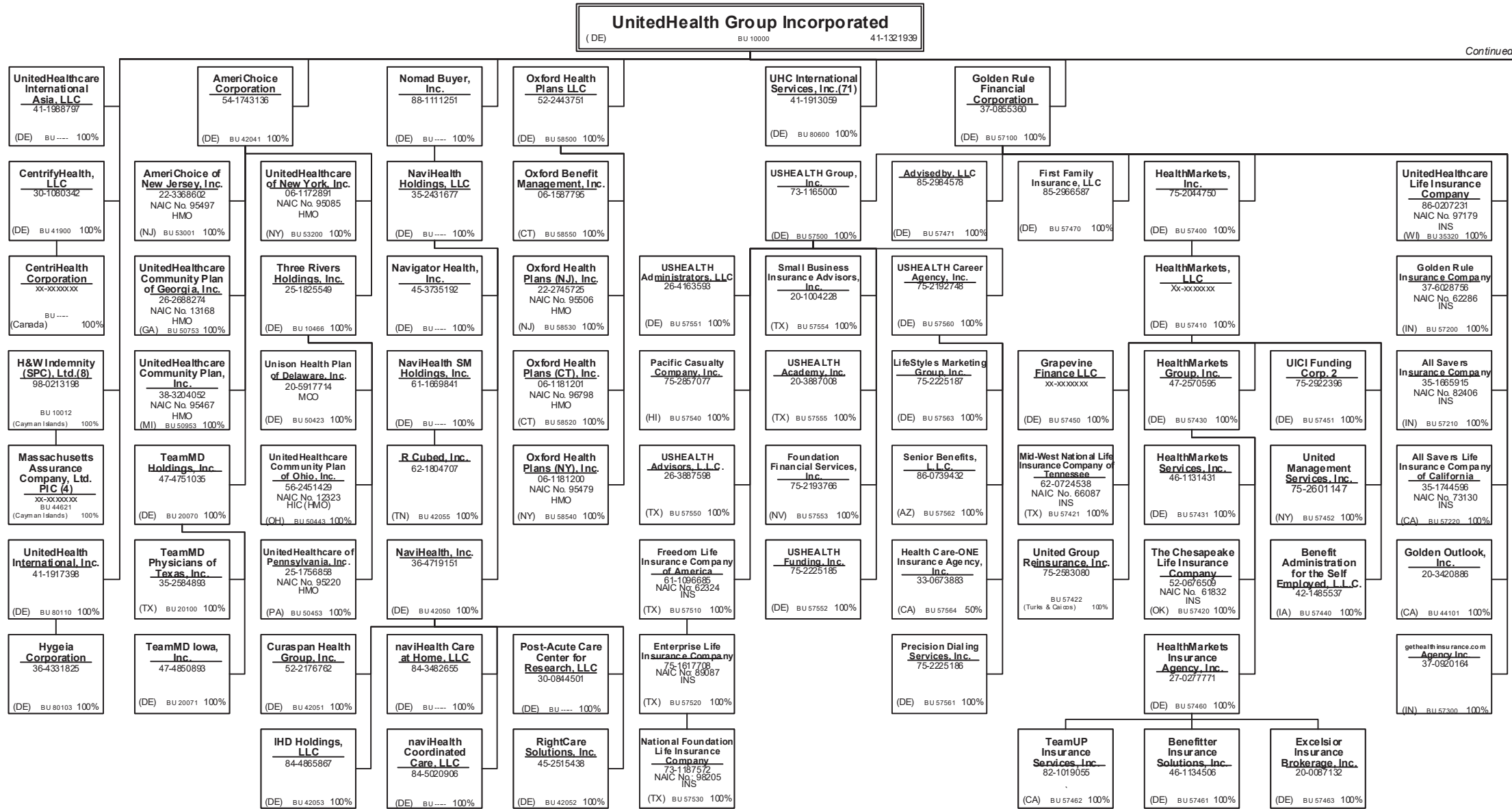
**SCHEDULE T - PART 2
INTERSTATE COMPACT - EXHIBIT OF PREMIUMS WRITTEN**

Allocated by States and Territories

States, Etc.	Direct Business Only					Totals
	1 Life (Group and Individual)	2 Annuities (Group and Individual)	3 Disability Income (Group and Individual)	4 Long-Term Care (Group and Individual)	5 Deposit-Type Contracts	
1. Alabama	AL					
2. Alaska	AK					
3. Arizona	AZ					
4. Arkansas	AR					
5. California	CA					
6. Colorado	CO					
7. Connecticut	CT					
8. Delaware	DE					
9. District of Columbia	DC					
10. Florida	FL					
11. Georgia	GA					
12. Hawaii	HI					
13. Idaho	ID					
14. Illinois	IL					
15. Indiana	IN					
16. Iowa	IA					
17. Kansas	KS					
18. Kentucky	KY					
19. Louisiana	LA					
20. Maine	ME					
21. Maryland	MD					
22. Massachusetts	MA					
23. Michigan	MI					
24. Minnesota	MN					
25. Mississippi	MS					
26. Missouri	MO					
27. Montana	MT					
28. Nebraska	NE					
29. Nevada	NV					
30. New Hampshire	NH					
31. New Jersey	NJ					
32. New Mexico	NM					
33. New York	NY					
34. North Carolina	NC					
35. North Dakota	ND					
36. Ohio	OH					
37. Oklahoma	OK					
38. Oregon	OR					
39. Pennsylvania	PA					
40. Rhode Island	RI					
41. South Carolina	SC					
42. South Dakota	SD					
43. Tennessee	TN					
44. Texas	TX					
45. Utah	UT					
46. Vermont	VT					
47. Virginia	VA					
48. Washington	WA					
49. West Virginia	WV					
50. Wisconsin	WI					
51. Wyoming	WY					
52. American Samoa	AS					
53. Guam	GU					
54. Puerto Rico	PR					
55. U.S. Virgin Islands	VI					
56. Northern Mariana Islands	MP					
57. Canada	CAN					
58. Aggregate Other Alien	OT					
59. Total						

NONE

SCHEDULE Y – INFORMATION CONCERNING ACTIVITIES OF INSURER MEMBERS OF A HOLDING COMPANY GROUP
PART 1 – ORGANIZATIONAL CHART

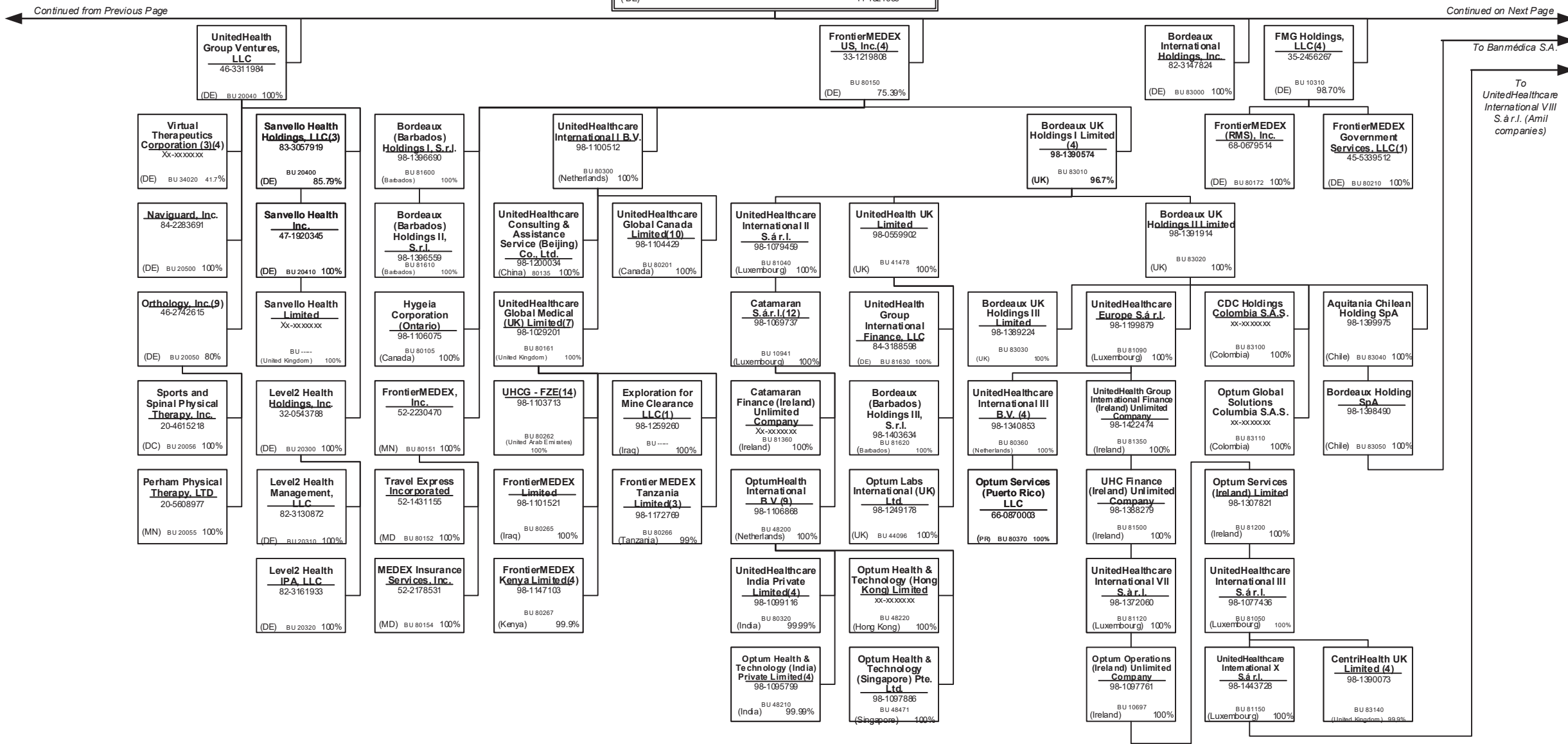


Continued on Next Page

SCHEDULE Y – INFORMATION CONCERNING ACTIVITIES OF INSURER MEMBERS OF A HOLDING COMPANY GROUP

PART 1 – ORGANIZATIONAL CHART

UnitedHealth Group Incorporated
(DE) 41-1321939



Continued from Previous Page

Continued on Next Page

To Banmedica S.A.

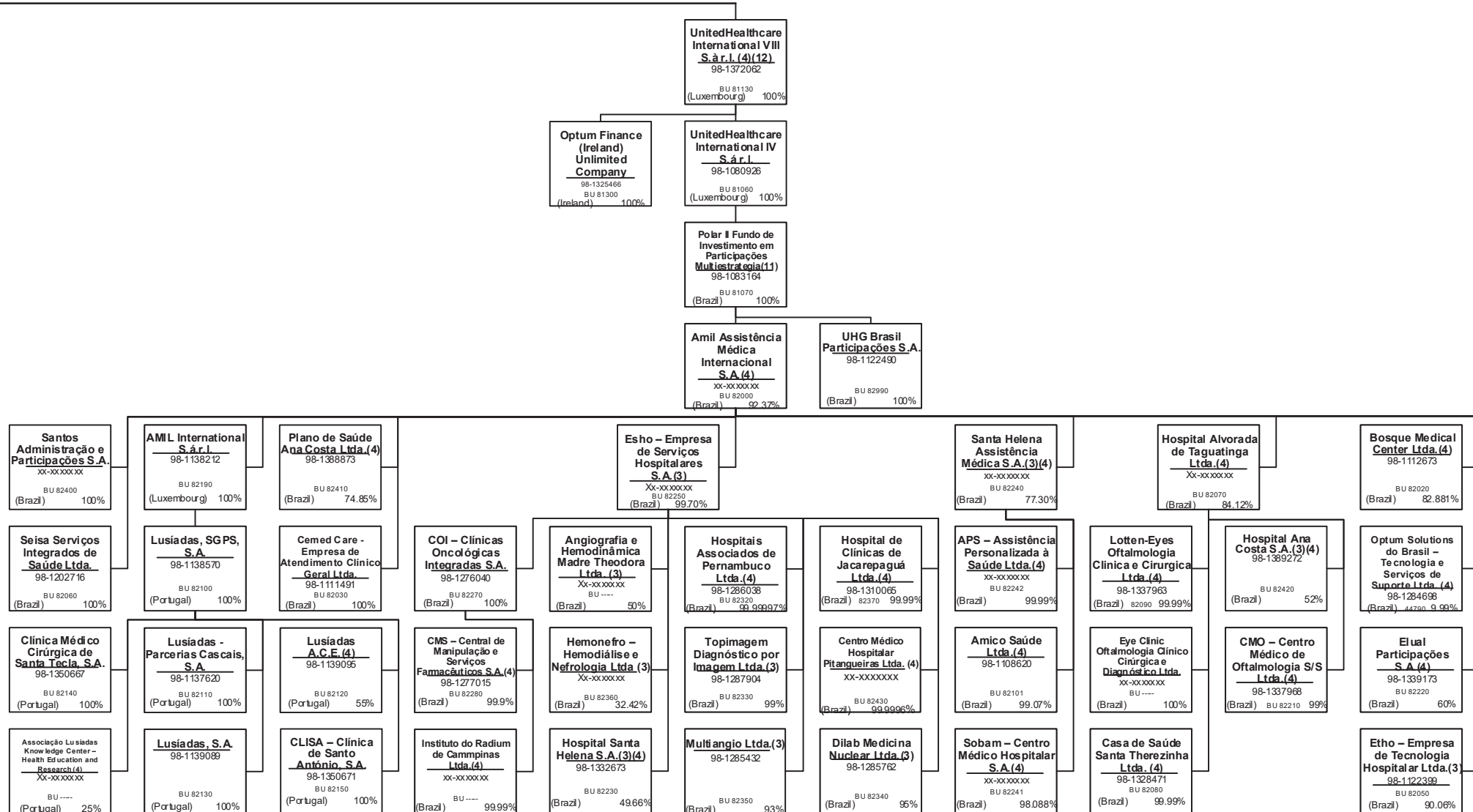
To UnitedHealthcare International VIII S.à.r.l. (Amil companies)

SCHEDULE Y – INFORMATION CONCERNING ACTIVITIES OF INSURER MEMBERS OF A HOLDING COMPANY GROUP
PART 1 – ORGANIZATIONAL CHART

UnitedHealth Group Incorporated
 (DE) 41-1321939

Continued from Previous Page

Continued on Next Page



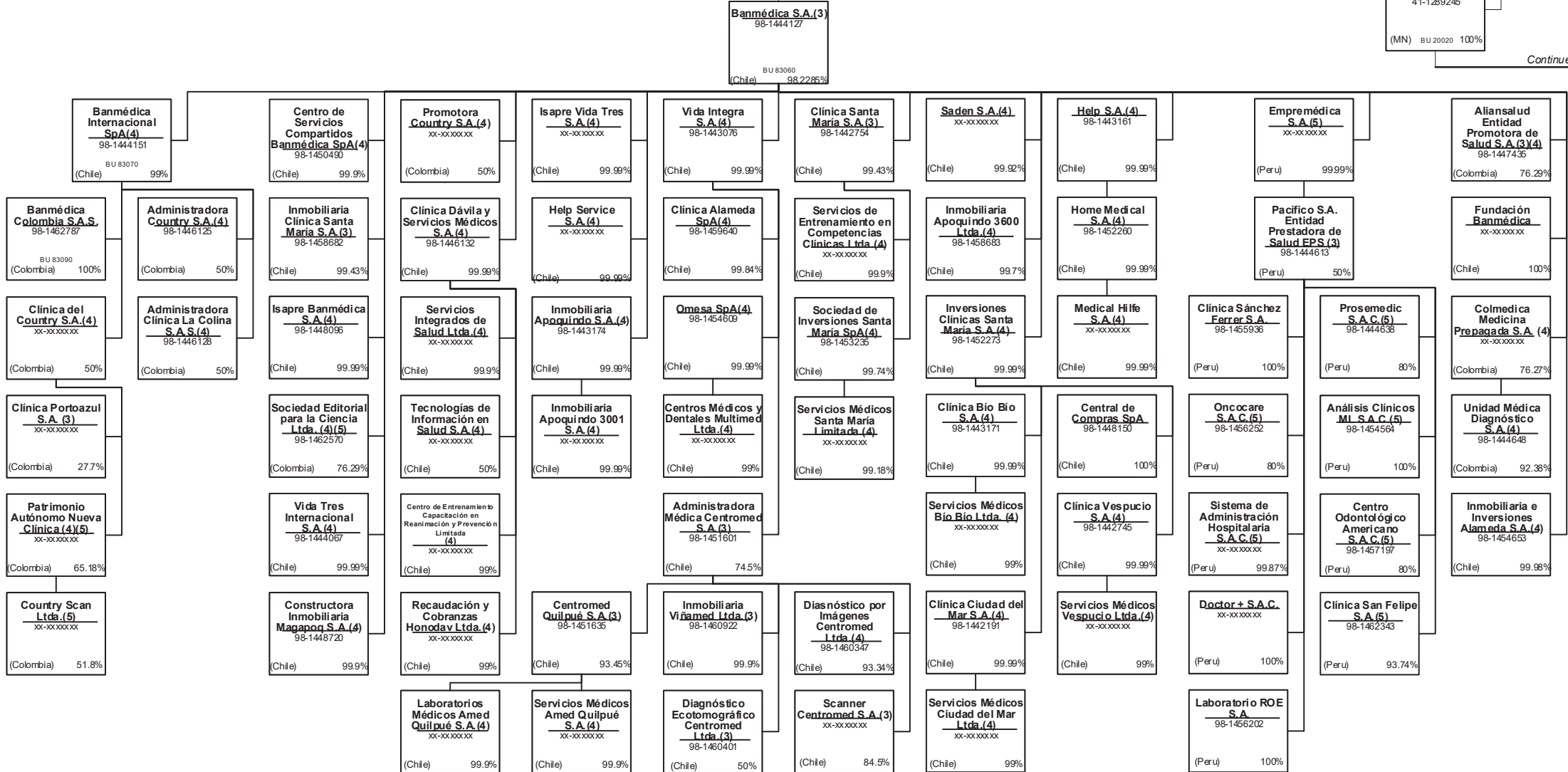
SCHEDULE Y – INFORMATION CONCERNING ACTIVITIES OF INSURER MEMBERS OF A HOLDING COMPANY GROUP
PART 1 – ORGANIZATIONAL CHART

UnitedHealth Group Incorporated
 (DE) 41-1321939

Continued from Previous Page

United HealthCare Services, Inc.
 41-1289245
 (MN) BU 20020 100%

Continued on Next Page



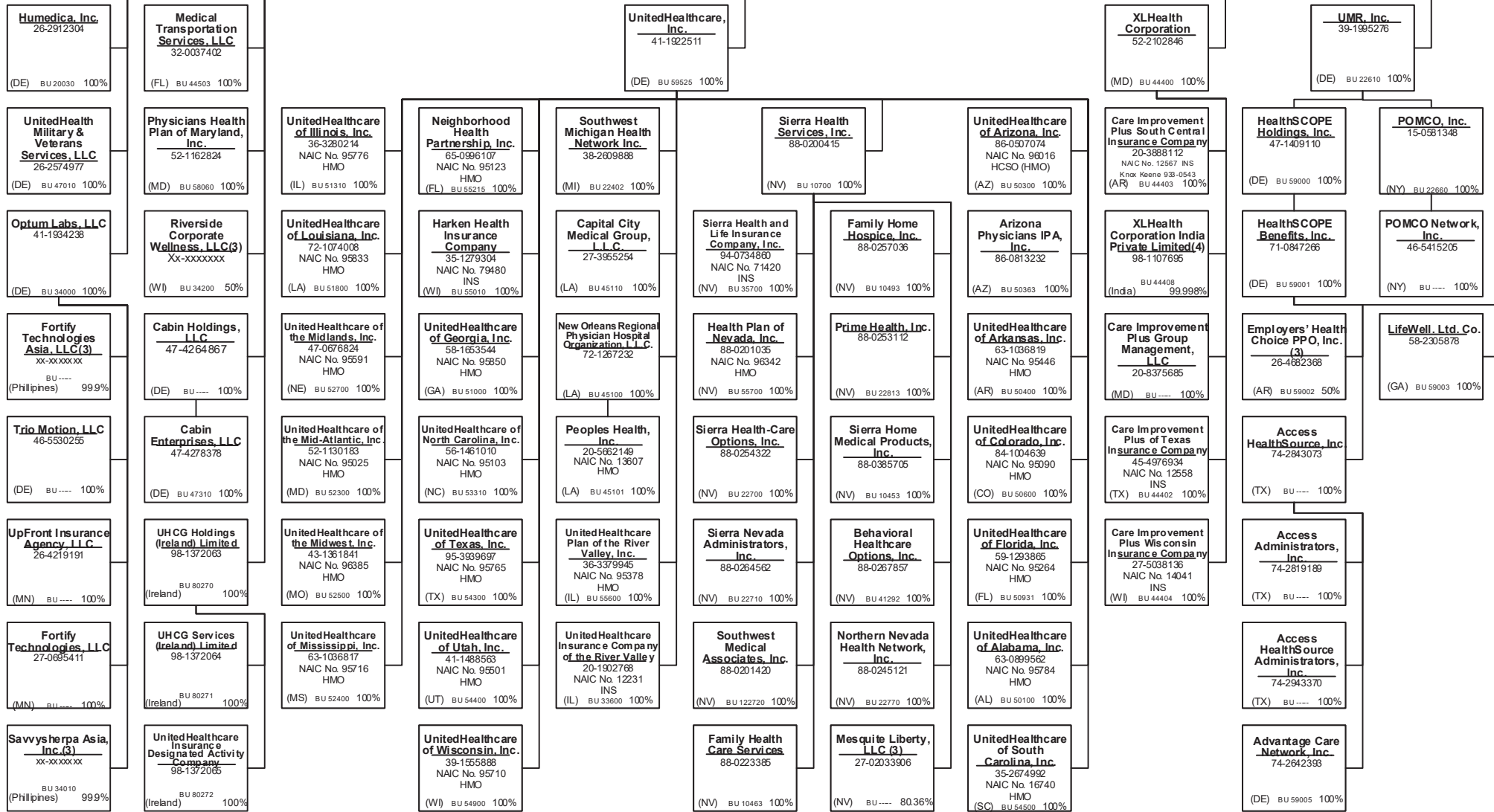
40.3

SCHEDULE Y – INFORMATION CONCERNING ACTIVITIES OF INSURER MEMBERS OF A HOLDING COMPANY GROUP
PART 1 – ORGANIZATIONAL CHART

United HealthCare Services, Inc.
 (MN) 41-1289245 100%

Continued from Previous Page

Continued on Next Page

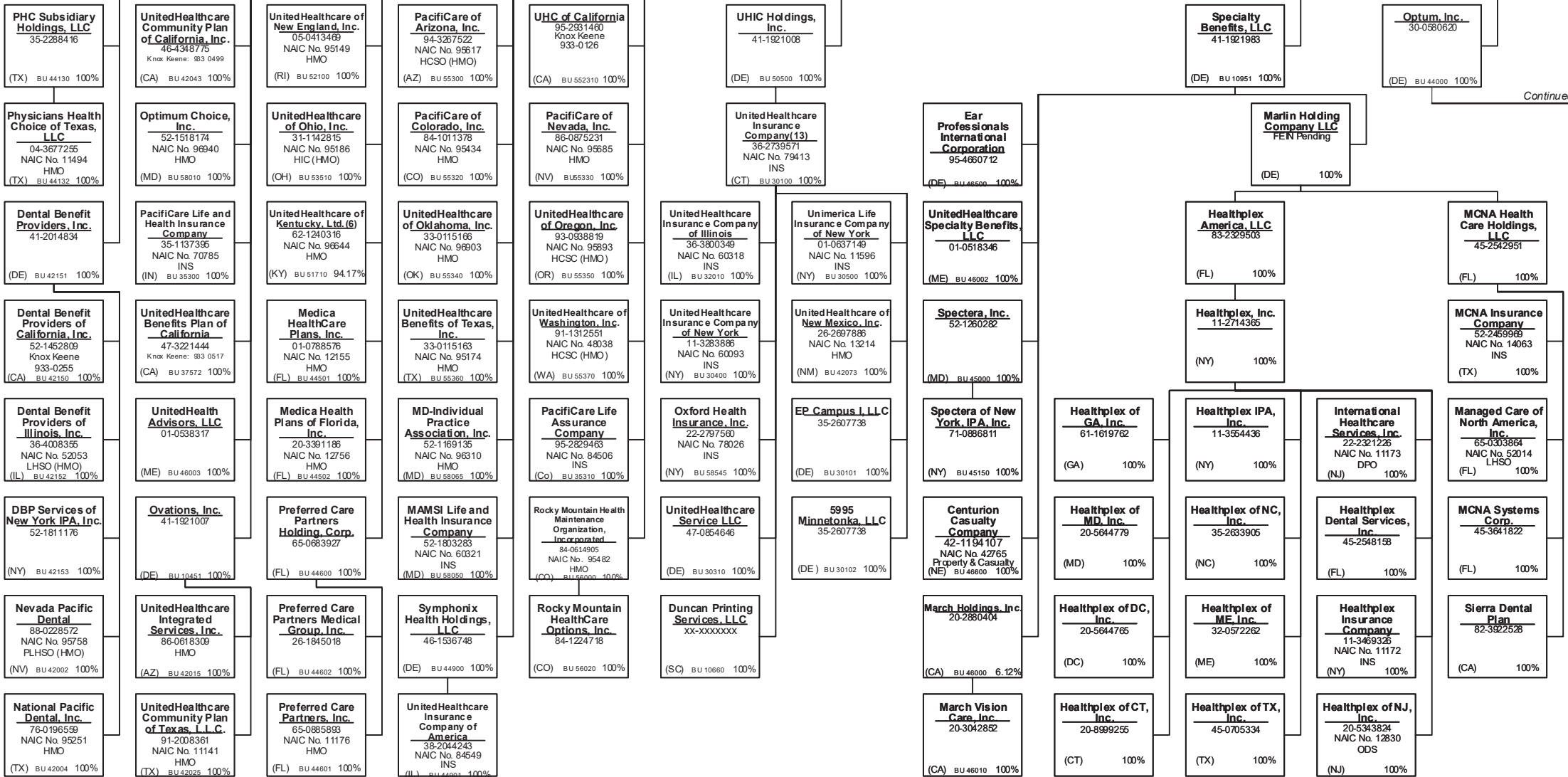


SCHEDULE Y – INFORMATION CONCERNING ACTIVITIES OF INSURER MEMBERS OF A HOLDING COMPANY GROUP
PART 1 – ORGANIZATIONAL CHART

United HealthCare Services, Inc.
 (MN) 41-1289245 100%

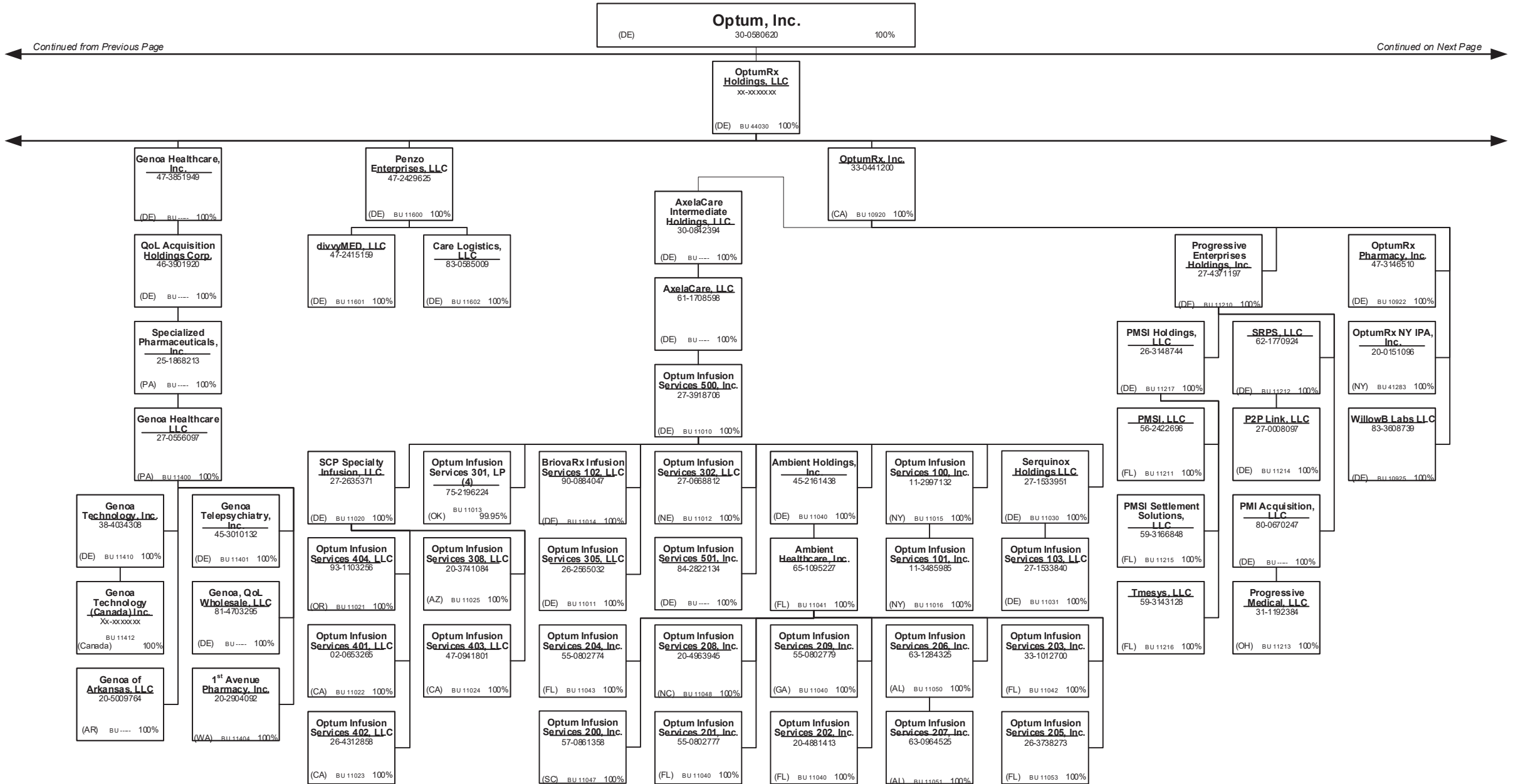
Continued from Previous Page

Continued on Next Page



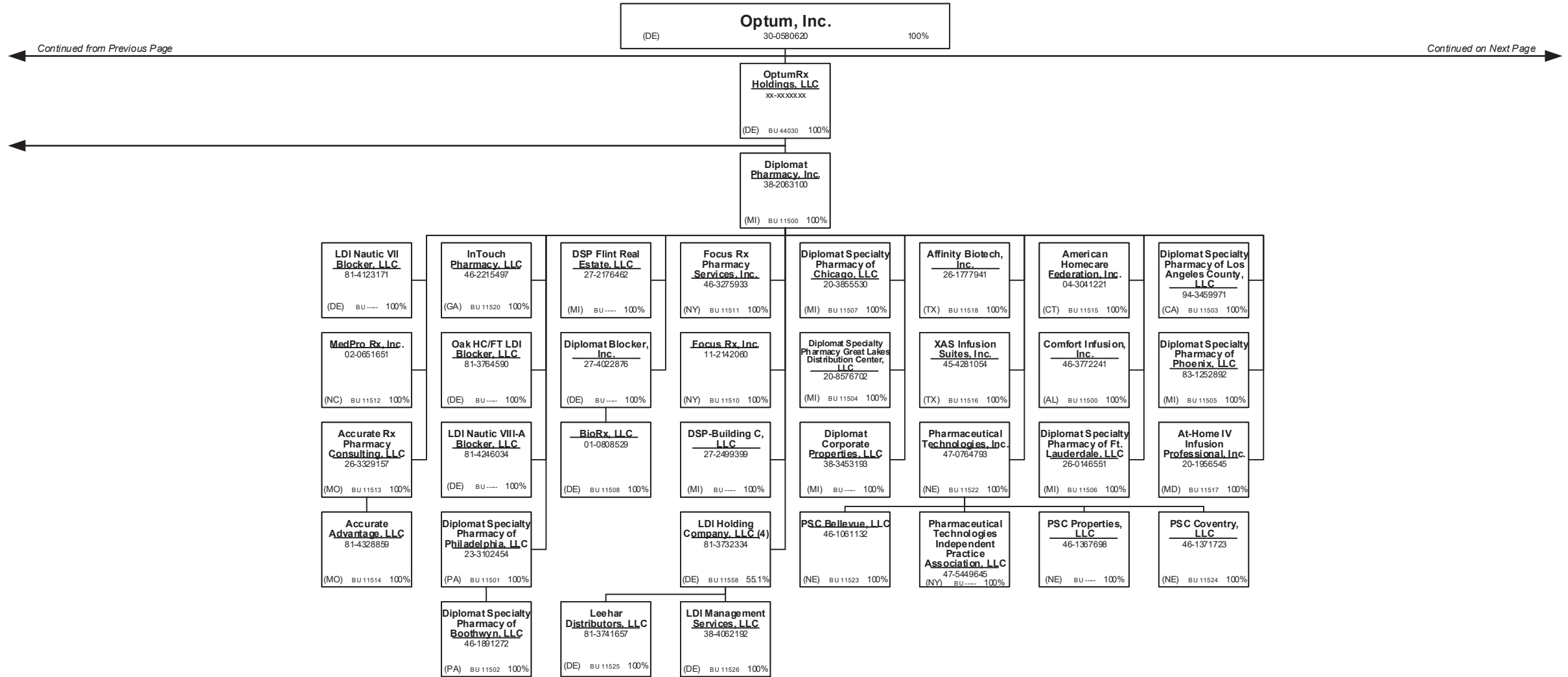
40.5

SCHEDULE Y – INFORMATION CONCERNING ACTIVITIES OF INSURER MEMBERS OF A HOLDING COMPANY GROUP
PART 1 – ORGANIZATIONAL CHART



40.7

SCHEDULE Y – INFORMATION CONCERNING ACTIVITIES OF INSURER MEMBERS OF A HOLDING COMPANY GROUP
PART 1 – ORGANIZATIONAL CHART

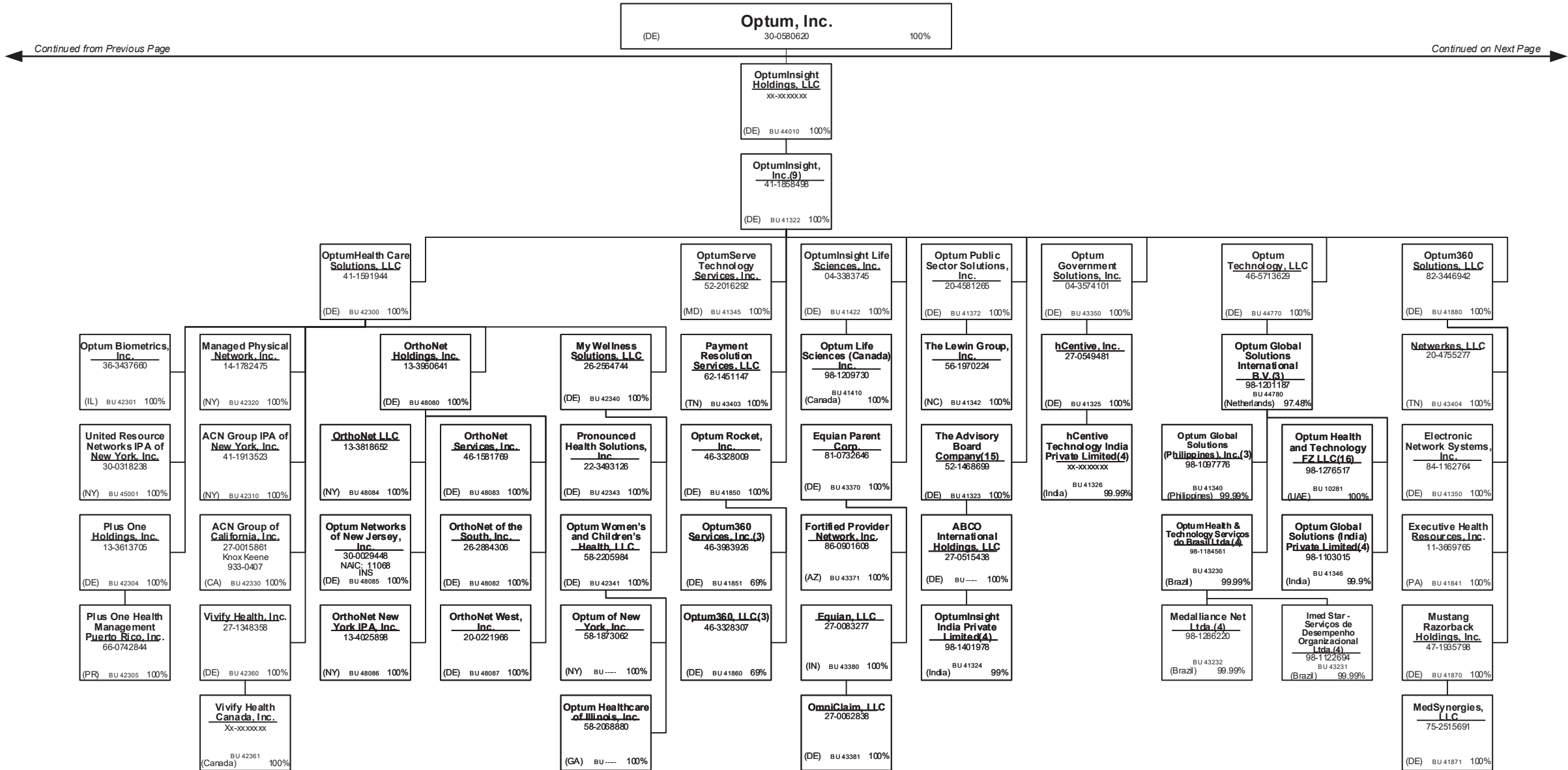


40.8

Continued from Previous Page

Continued on Next Page

SCHEDULE Y – INFORMATION CONCERNING ACTIVITIES OF INSURER MEMBERS OF A HOLDING COMPANY GROUP
PART 1 – ORGANIZATIONAL CHART

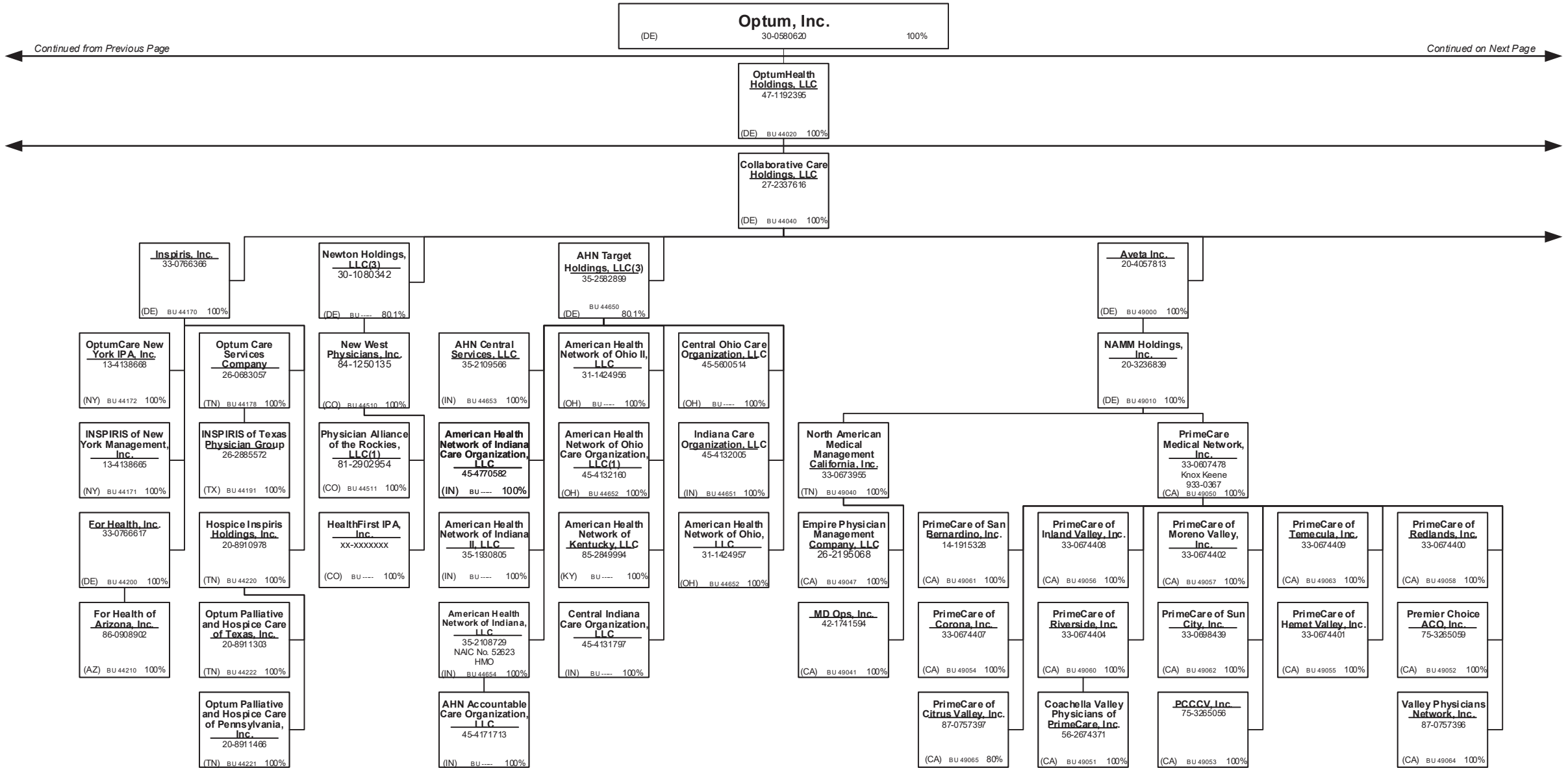


40.9

Continued from Previous Page

Continued on Next Page

SCHEDULE Y – INFORMATION CONCERNING ACTIVITIES OF INSURER MEMBERS OF A HOLDING COMPANY GROUP
PART 1 – ORGANIZATIONAL CHART

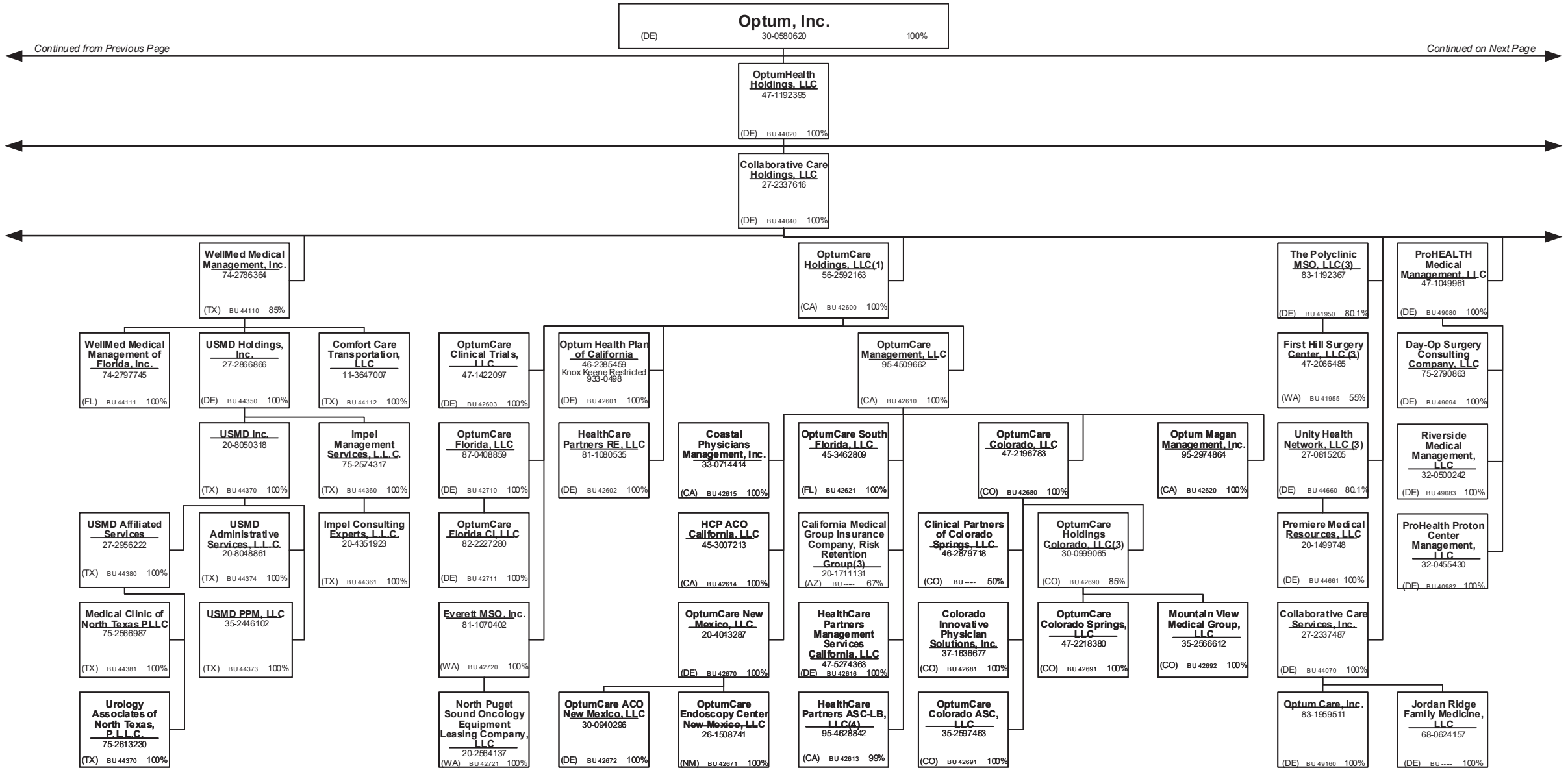


40.11

Continued from Previous Page

Continued on Next Page

SCHEDULE Y – INFORMATION CONCERNING ACTIVITIES OF INSURER MEMBERS OF A HOLDING COMPANY GROUP
PART 1 – ORGANIZATIONAL CHART

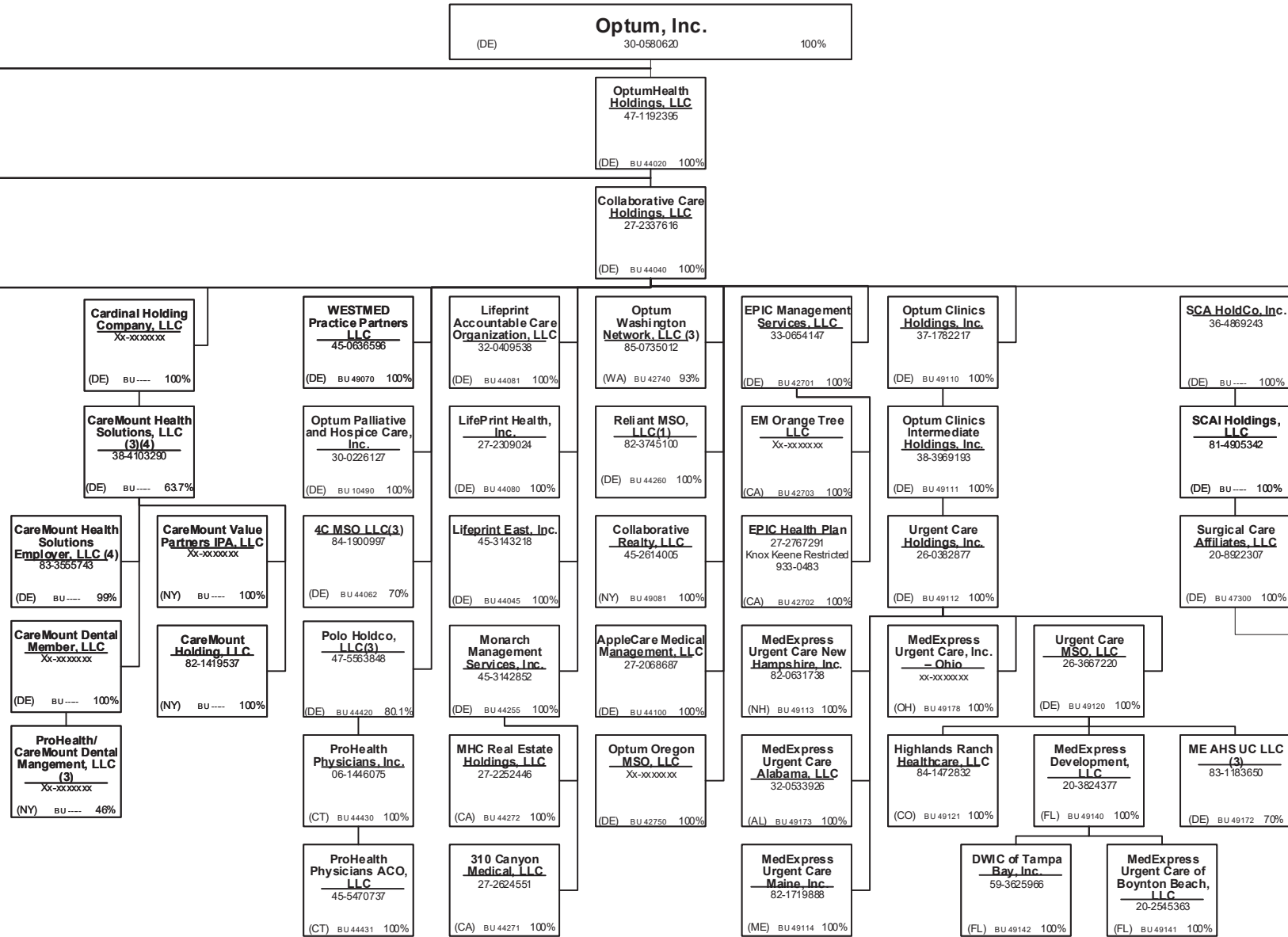


40.12

Continued from Previous Page

Continued on Next Page

SCHEDULE Y – INFORMATION CONCERNING ACTIVITIES OF INSURER MEMBERS OF A HOLDING COMPANY GROUP
PART 1 – ORGANIZATIONAL CHART




Continued from Previous Page

Continued on Next Page

SCHEDULE Y – INFORMATION CONCERNING ACTIVITIES OF INSURER MEMBERS OF A HOLDING COMPANY GROUP

PART 1 – ORGANIZATIONAL CHART

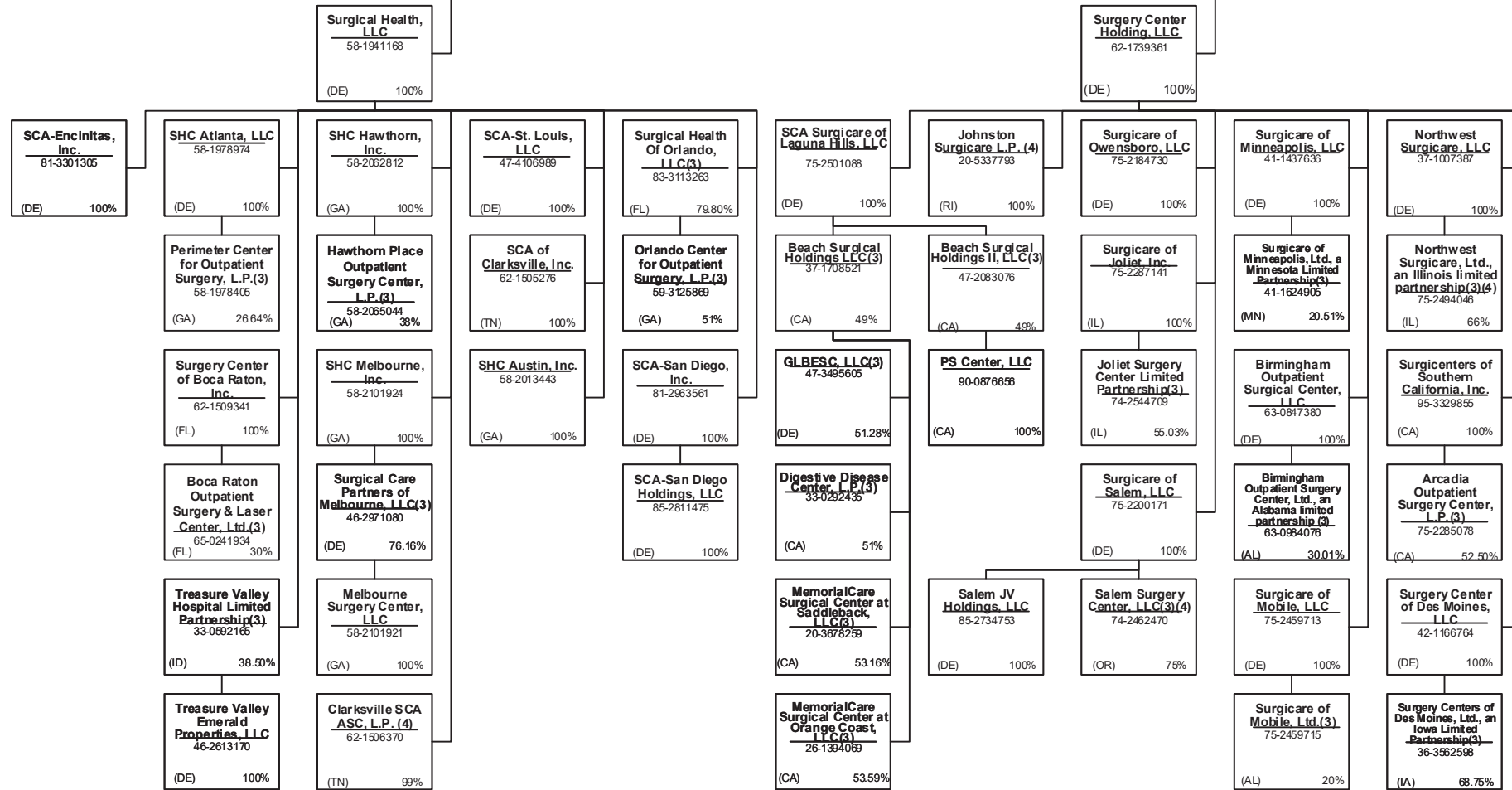


SCHEDULE Y – INFORMATION CONCERNING ACTIVITIES OF INSURER MEMBERS OF A HOLDING COMPANY GROUP
PART 1 – ORGANIZATIONAL CHART

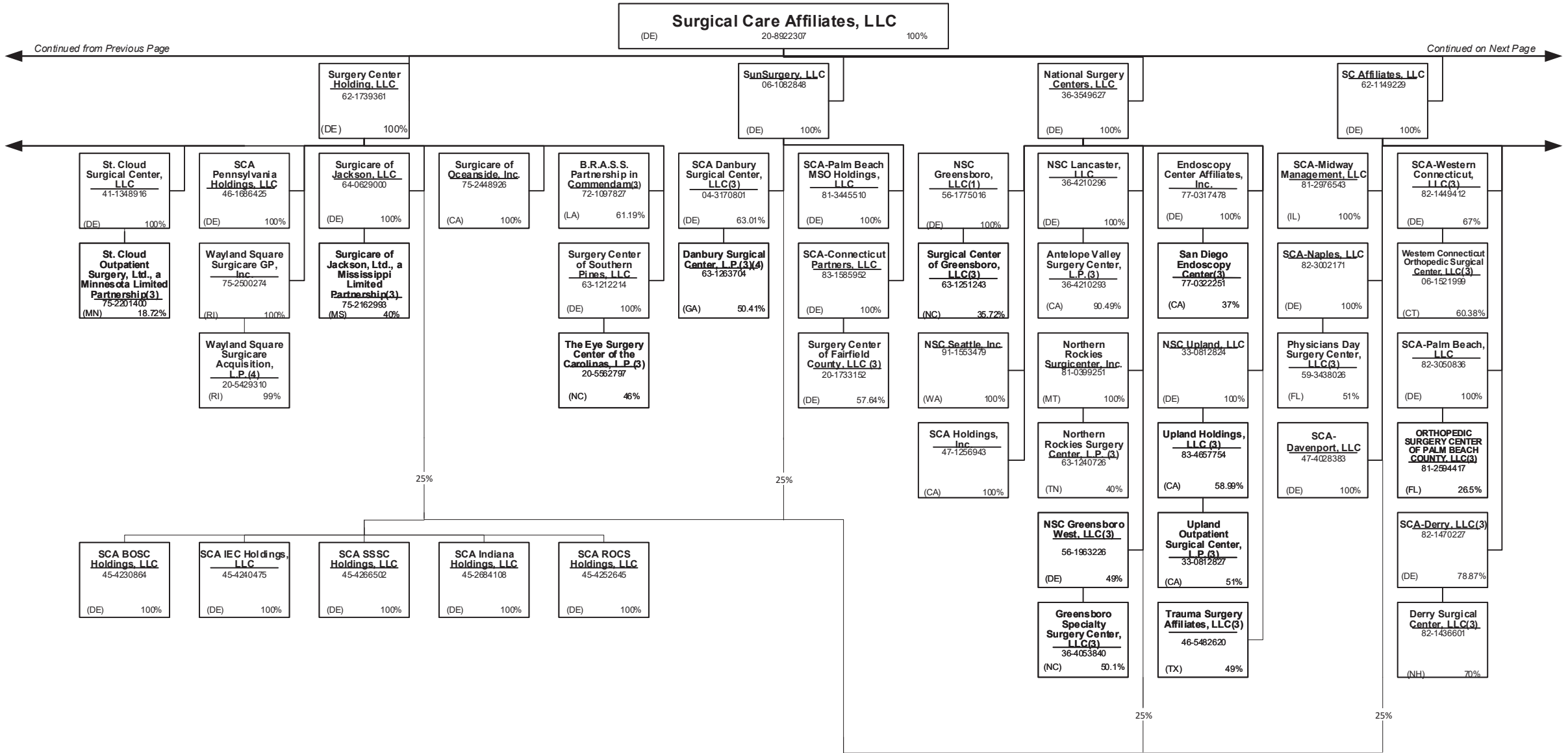
Surgical Care Affiliates, LLC
 (DE) 20-8922307 100%

Continued from Previous Page

Continued on Next Page



SCHEDULE Y – INFORMATION CONCERNING ACTIVITIES OF INSURER MEMBERS OF A HOLDING COMPANY GROUP
PART 1 – ORGANIZATIONAL CHART



40.16

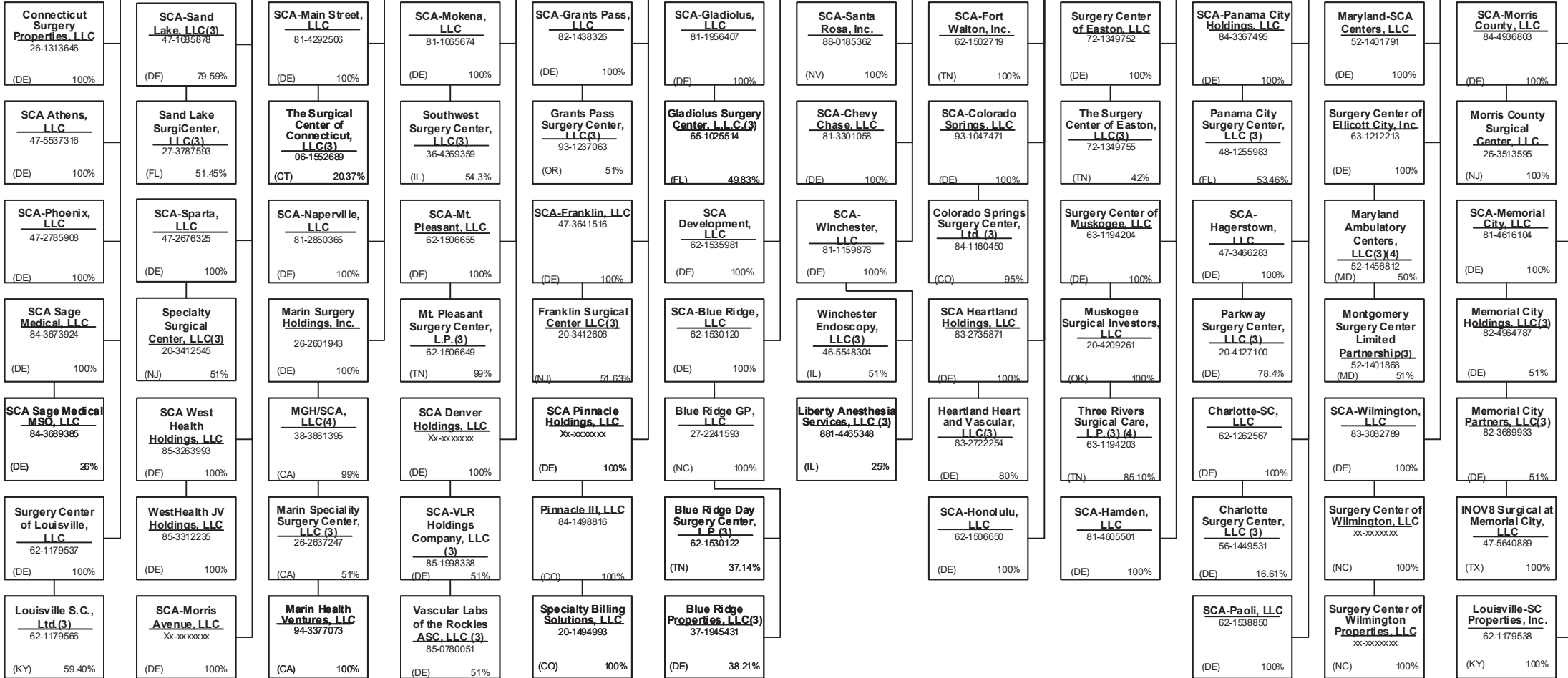
SCHEDULE Y – INFORMATION CONCERNING ACTIVITIES OF INSURER MEMBERS OF A HOLDING COMPANY GROUP
PART 1 – ORGANIZATIONAL CHART

Surgical Care Affiliates, LLC
 (DE) 20-8922307 100%

SC Affiliates, LLC
 62-1149229
 (DE) 100%

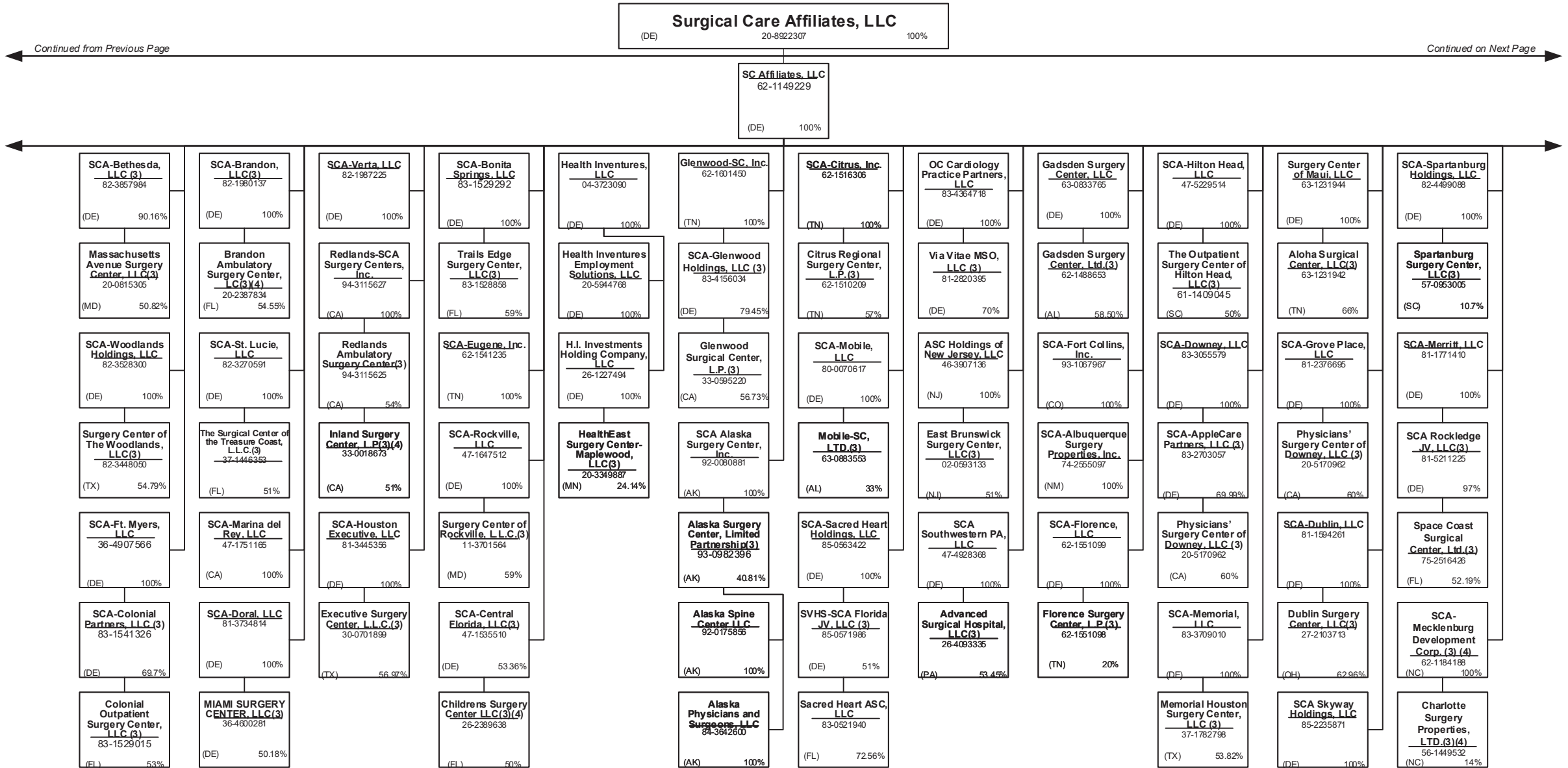
Continued from Previous Page

Continued on Next Page

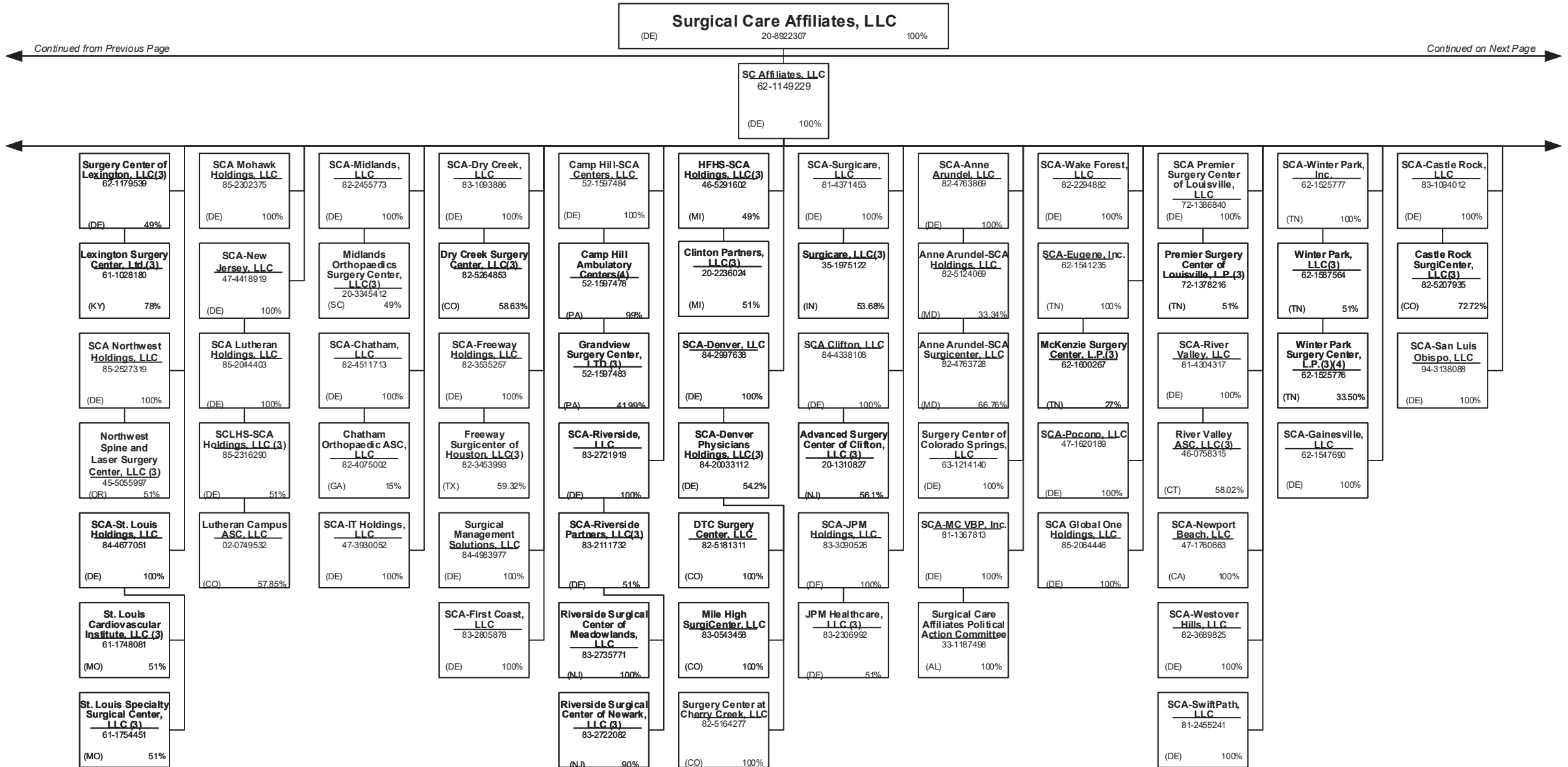


40.17

SCHEDULE Y – INFORMATION CONCERNING ACTIVITIES OF INSURER MEMBERS OF A HOLDING COMPANY GROUP
PART 1 – ORGANIZATIONAL CHART



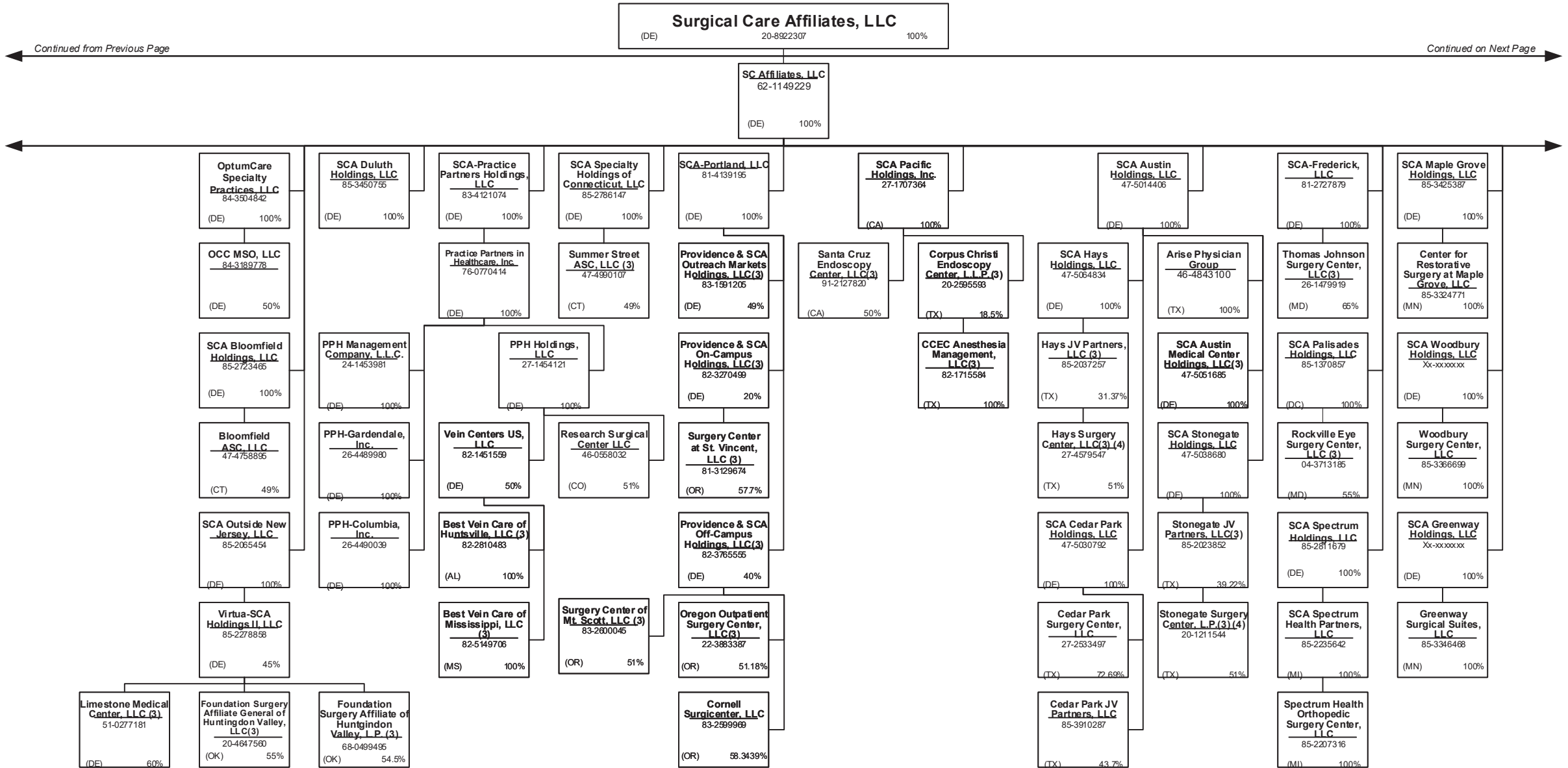
SCHEDULE Y – INFORMATION CONCERNING ACTIVITIES OF INSURER MEMBERS OF A HOLDING COMPANY GROUP
PART 1 – ORGANIZATIONAL CHART



Continued from Previous Page

Continued on Next Page

SCHEDULE Y – INFORMATION CONCERNING ACTIVITIES OF INSURER MEMBERS OF A HOLDING COMPANY GROUP
PART 1 – ORGANIZATIONAL CHART



40.20

Continued from Previous Page

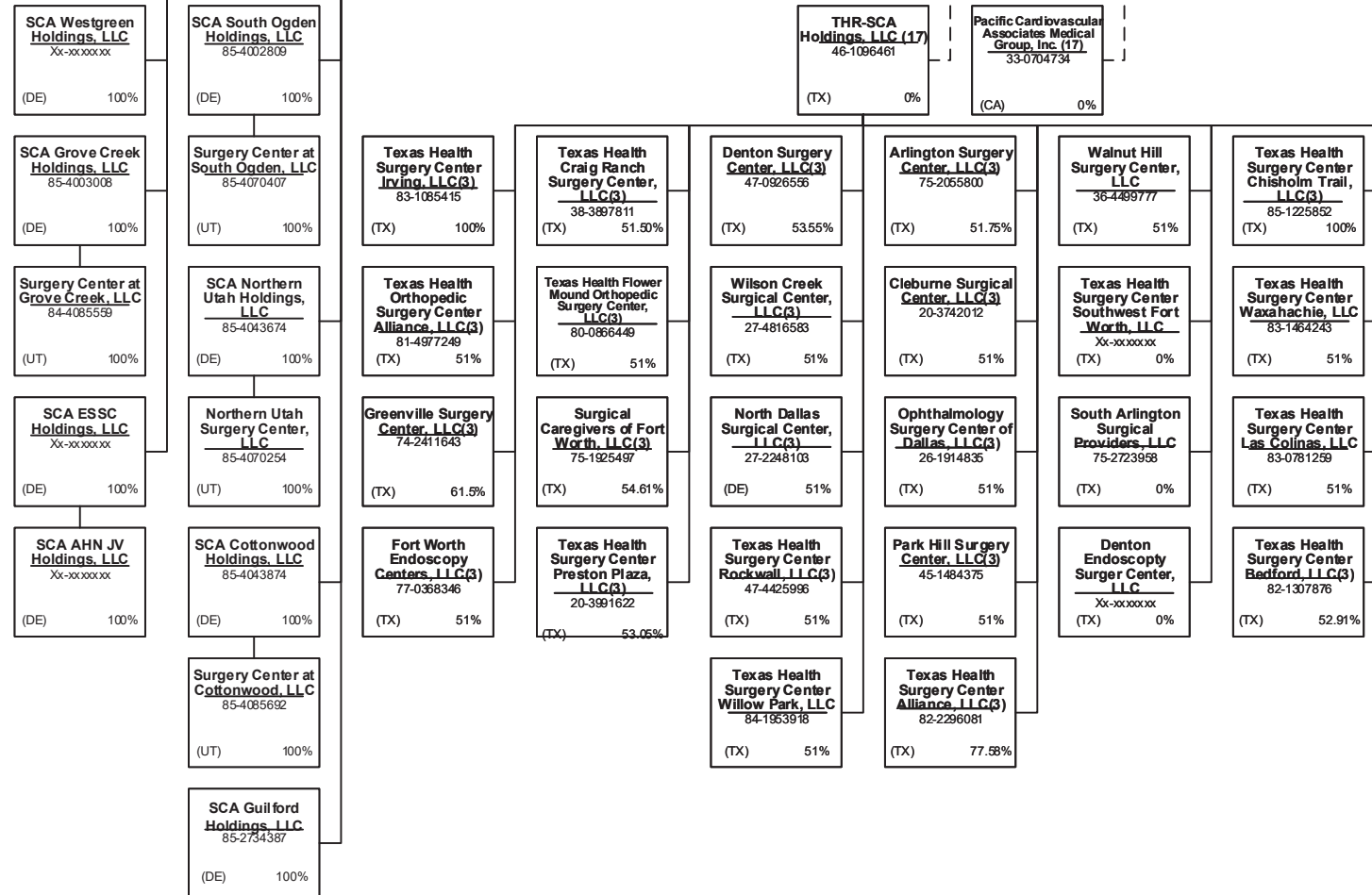
Continued on Next Page

SCHEDULE Y – INFORMATION CONCERNING ACTIVITIES OF INSURER MEMBERS OF A HOLDING COMPANY GROUP
PART 1 – ORGANIZATIONAL CHART

Surgical Care Affiliates, LLC
 (DE) 20-8922307 100%

SC Affiliates, LLC
 62-1149229
 (DE) 100%

Continued from Previous Page



SCHEDULE Y – INFORMATION CONCERNING ACTIVITIES OF INSURER MEMBERS OF A HOLDING COMPANY GROUP

PART 1 – ORGANIZATIONAL CHART

Physician Owned Entities

Entity Name	Juris.	Federal Tax ID	Entity Name	Juris.	Federal Tax ID
4C Medical Group, PLC	AZ	45-2402948	Homecare Dimensions, Inc.	TX	74-2758644
A.G. Dikengil, Inc.	NJ	22-3149900	IN Style OPTICAL, LLC	MA	27-3296953
AbleTo Behavioral Health Services, P.C.	CT	47-5519672	Inland Faculty Medical Group, Inc.	CA	33-0618077
AbleTo Licensed Clinical Social Worker Services, P.C.	CA	--	Inspiris Medical Services of New Jersey, P.C.	NJ	45-2563134
AppleCare Hospitalists Medical Group, Inc.	CA	14-1890491	INSPIRIS of Michigan Medical Services, P.C.	MI	27-1561674
AppleCare Medical ACO, LLC	CA	45-2852872	INSPIRIS of New York Medical Services, P.C.	NY	13-4168739
AppleCare Medical Group St. Francis, Inc.	CA	33-0845269	INSPIRIS of Pennsylvania Medical Services, P.C.	PA	26-2895670
AppleCare Medical Group, Inc.	CA	33-0898174	Level 2 Medical Services, P.A. (ALASKA)	AK	84-5003916
ARTA Health Network, P.C.	CA	46-1772418	Level2 Medical Services, P.A.	DE	84-5003916
ARTA Western California, Inc.	CA	33-0658815	March Vision Care Group, Incorporated	CA	95-4874334
Aspectus, Inc.	MA	04-3403101	March Vision Care IPA, Inc.	NY	27-3115058
Beaver Medical Group, P.C.	CA	33-0645967	March Vision Care of Texas, Inc.	TX	45-4227915
Bedford Physicians Risk Retention Group, Inc.	VT	20-8773716	MAT-RX DEVELOPMENT, L.L.C.	TX	43-1967820
Better Health Value Network, LLC	WA	47-4349079	Mat-Rx Fort Worth GP, L.L.C.	TX	35-2262695
Bexar Imaging Center, LLC	TX	22-3858211	ME Urgent Care Nebraska, Inc.	NE	81-0938574
Bongiorno Physical Therapy, P.C.	NY	--	MedExpress Employed Services, Inc.	DE	81-1265129
California Spring Holdings, PC	CA	81-0881243	MedExpress Primary Care Arizona, P.C.	AZ	81-4550969
CareMount Health Solutions ACO, LLC	NY	--	MedExpress Primary Care Arkansas, P.A.	AR	84-4234388
CareMount Medical, P.C.	NY	13-3544120	MedExpress Primary Care Kansas, P.A.	KS	81-4605885
Centers for Family Medicine, GP	CA	33-0483510	MedExpress Primary Care Maryland, P.C.	MD	82-3384324
David Moen, M.D. P.C.	NY	81-5101448	MedExpress Primary Care Massachusetts, P.C.	MA	82-1096099
David R. Ferrell, M.D., P.C.	NV	45-2380022	MedExpress Primary Care Minnesota P.C.	MIN	81-4396738
Day-OP Center Of Long Island Inc.	NY	11-2811353	MedExpress Primary Care Oklahoma, P.C.	OK	83-1077265
Durable Medical Equipment, Inc.	MA	04-3106404	MedExpress Primary Care South Carolina, P.C.	SC	83-0764858
Empire Physicians' Medical Group, Inc.	CA	33-0181426	MedExpress Primary Care Texas, P.A.	TX	84-2500750
Everett Physicians, Inc. P.S.	WA	81-1625636	MedExpress Primary Care Virginia, P.C.	VA	82-3395792
First Hill Surgery Center, LLC	WA	47-2066485	MedExpress Primary Care West Virginia, Inc.	WV	82-4401181
Greater Phoenix Collaborative Care, P.C.	AZ	27-2337725	MedExpress Primary Care Wisconsin, S.C.	WI	81-4563448
HealthCare Partners Affiliates Medical Group	CA	95-4526112	MedExpress Urgent Care – New Jersey, P.C.	NJ	45-5388778
HealthCare Partners ASC-HB, LLC	CA	26-4247365	MedExpress Urgent Care - Northern New Jersey PC	NJ	83-2089623
HealthCare Partners Associates Medical Group, P.C.	CA	45-5273760	MedExpress Urgent Care Arizona, P.C.	AZ	81-4030280
HealthCare Partners Medical Group, P.C.	CA	95-4340584	MedExpress Urgent Care Arkansas, P.A.	AR	46-4348120
Homecare Dimensions of Florida, Inc.	TX	81-0884465	MedExpress Urgent Care California, P.C.	CA	82-0930142

SCHEDULE Y – INFORMATION CONCERNING ACTIVITIES OF INSURER MEMBERS OF A HOLDING COMPANY GROUP

PART 1 – ORGANIZATIONAL CHART

Physician Owned Entities

Entity Name	Juris.	Federal Tax ID	Entity Name	Juris.	Federal Tax ID
MedExpress Urgent Care Connecticut, P.C.	CT	81-1956812	Monarch Health Plan, Inc.	CA	22-3935634
MedExpress Urgent Care Idaho, P.C.	ID	82-1135336	Monarch HealthCare, A Medical Group, Inc.	CA	33-0587660
MedExpress Urgent Care Illinois, P.C.	IL	47-4308614	Monika Roots, M.D., P.C.	CA	84-4887072
MedExpress Urgent Care Iowa, P.C.	IA	81-5353472	Mosaic Management Services, Inc.	CA	20-5892451
MedExpress Urgent Care Kansas, P.A.	KS	47-1919283	NAMM Medical Group Holdings, Inc.	CA	56-2627070
MedExpress Urgent Care Minnesota P.C.	MN	81-1125396	NAMM MGH, Inc.	CA	61-1627269
MedExpress Urgent Care Missouri P.C.	MO	47-3132625	naviHealth Coordinated Care SC, P.C.	MI	85-0975337
MedExpress Urgent Care North Carolina, P.C.	NC	81-5138747	naviHealth Michigan HBPC, P.C.	MI	84-3469040
MedExpress Urgent Care Oregon, P.C.	OR	82-1919436	Nifty After Fifty/Monarch, LLC	CA	26-2995765
MedExpress Urgent Care Rhode Island, P.C.	RI	81-5362765	Northridge Medical Group, Inc.	CA	95-4748023
MedExpress Urgent Care South Carolina, P.C.	SC	81-5380706	Northwest Medical Group Alliance, LLC	WA	91-1699944
MedExpress Urgent Care Texas, P.A.	TX	47-5147441	NPN IPA Washington, PLLC	WA	61-1855159
MedExpress Urgent Care Washington, P.C.	WA	82-2443118	Optum Clinic, P.A.	TX	75-2778455
MedExpress Urgent Care Wisconsin, S.C.	WI	81-4281678	Optum Medical Services of California, P.C.	CA	30-0826311
MedExpress Urgent Care, Inc. – West Virginia	WV	26-4546400	Optum Medical Services of Colorado, P.C.	CO	45-5424191
MedExpress Urgent Care, P.C. – Georgia	GA	47-1804667	Optum Medical Services, P.C.	NC	45-3866363
MedExpress Urgent Care, P.C. – Indiana	IN	90-0929572	Physician Associates of the Greater San Gabriel Valley, a Medical Group, Inc.	CA	95-4747379
MedExpress Urgent Care, P.C. – Maryland	MD	45-3461101	Physician Partners Medical Group, Inc.	CA	30-0516435
MedExpress Urgent Care, P.C. – Massachusetts	MA	47-1857908	Physicians Care Network, L.L.C.	WA	91-1822767
MedExpress Urgent Care, P.C. – Michigan	MI	46-4793937	Polyclinic Holdings, P.C.	WA	83-3042027
MedExpress Urgent Care, P.C. – Oklahoma	OK	47-1824365	Polyclinic Management Services Company, LLC	WA	46-0508606
MedExpress Urgent Care, P.C. – Pennsylvania	PA	26-3750502	Primary Care Associated Medical Group, Inc.	CA	33-0527335
MedExpress Urgent Care, P.C. – Tennessee	TN	45-4973138	Prime Community Care, Inc.	CA	30-0516440
MedExpress Urgent Care, P.C. – Virginia	VA	45-3123110	PrimeCare Medical Group of Chino Valley, Inc.	CA	33-0645768
MedExpress Urgent Care, P.S.C. - Kentucky	KY	83-1565124	ProHEALTH Accountable Care Medical Group, PLLC	NY	45-4469117
MedExpress, Inc. – Delaware	DE	45-5436856	ProHEALTH Ambulatory Surgery Center, Inc.	NY	11-3447394
Memorial Healthcare IPA, GP	CA	95-4688463	ProHEALTH Care Associates of New Jersey LLP	NJ	47-5656253
MH Physician Three Holdco, a Medical Corporation	CA	27-4691544	ProHEALTH Care Associates, L.L.P.	NY	11-3355604
MHCH, Inc.	CA	80-0507474	ProHEALTH Medical NY, P.C.	NY	47-1388406
MHIPA Physician Two Holdco, a Medical Corporation	CA	27-4691508	ProHealth Physicians, P.C.	CT	06-1469068
Mobile Medical Services of New Jersey, PC	NJ	81-2977678	ProHEALTH Urgent Care Medicine of New Jersey LLP	NJ	47-5661535
Mobile Medical Services, P.C.	NY	30-0445773	ProHEALTH Urgent Care Medicine, PLLC	NY	46-1883579
Moen, M.D., P.C.	CA	85-3287029	Prospero Health Partners Florida, Inc.	FL	85-0775386

SCHEDULE Y – INFORMATION CONCERNING ACTIVITIES OF INSURER MEMBERS OF A HOLDING COMPANY GROUP

PART 1 – ORGANIZATIONAL CHART

Physician Owned Entities

Entity Name	Juris.	Federal Tax ID	Entity Name	Juris.	Federal Tax ID
Prospero Health Partners New York, P.C.	NY	82-2400620	WellMed Florida Medicare ACO, LLC	TX	84-2233329
Prospero Health Partners North Carolina, P.C.	NC	84-4569314	WellMed Greater Texas Medicare ACO, LLC	TX	84-2178104
Prospero Health Partners, P.C.	MN	84-3234753	WellMed Medical Group, P.A.	TX	74-2574229
Prospero Medical Services New Jersey, P.C.	NJ	84-3844362	WellMed Network of Florida, Inc.	TX	35-2314192
Psychiatry Services of New York, P.C.	NY	85-0921665	WellMed Networks - DFW, Inc.	TX	41-2250215
Redlands Family Practice Medical Group, Inc.	CA	56-2627067	WellMed Networks, Inc.	TX	74-2889447
Reliant Medical Group The Endoscopy Center, LLC	MA	20-5251393	WellMed of Las Cruces, Inc.	TX	92-0183013
Reliant Medical Group, Inc.	MA	04-2472266	WellMed Tampa/Orlando Medicare ACO, LLC	TX	84-2193803
Riverside Community Healthplan Medical Group, Inc.	CA	33-0055097	WellMed Texas Medicare ACO, LLC	TX	84-2219968
Riverside Electronic Healthcare Resources, Inc.	CA	20-3420379	WND Medical, PLLC	TX	45-2158334
Riverside Pediatric Group, P.C.	NJ	22-3624559	XLHome Michigan, P.C.	MI	46-3537245
Robert B. McBeath, M.D. II, P.C.	NV	86-0857176	XLHome Northeast, P.C.	NJ	45-5530241
Robert B. McBeath, M.D. III, P.C.	NV	46-2662506	XLHome Oklahoma, Inc.	OK	46-2931689
Robert B. McBeath, M.D., Professional Corporation	NV	88-0310956	XLHome, P.C.	MD	27-3543997
San Bernardino Medical Group, Inc.	CA	--			
Sanvello Behavioral Health Services of Michigan, P.C.	DE	85-1941832			
Sanvello Behavioral Health Services of New Jersey, P.C.	NJ	85-0666386			
Sanvello Behavioral Health Services of North Carolina, P.C.	NC	85-1959641			
Sanvello Behavioral Health Services of Texas, P.A.	TX	84-3152209			
Sanvello Behavioral Health Services, P.A.	DE	84-1754732			
Southern California Medical Practice Concepts, LLC	CA	30-0743767			
Surgical Eye Experts, LLC	MA	65-1321064			
Talbert Medical Group, P.C.	CA	93-1172065			
TeamMD Physicians, P.C.	IA	42-1446216			
The Everett Clinic, PLLC	WA	91-0214500			
The Polyclinic, PLLC	WA	91-0369070			
USMD Diagnostic Services, LLC	TX	27-2803133			
USMD Hospital at Arlington, L.P.	TX	73-1662763			
USMD Hospital at Fort Worth, L.P.	TX	20-3571243			
USMD of Arlington GP, L.L.C.	TX	73-1662757			
Vitucci, LCSW, P.C.	IL	85-1453387			
Waypoint Minnesota PC	MN	46-2854394			
Waypoint Minnesota Sports PC	MN	46-2859426			

SCHEDULE Y – INFORMATION CONCERNING ACTIVITIES OF INSURER MEMBERS OF A HOLDING COMPANY GROUP

PART 1 – ORGANIZATIONAL CHART

Organizational Chart Footnotes

- (1) Entity is owned in full or in part by a UnitedHealth Group Incorporated friendly physician.
- (2) Control of the Foundation is based on sole membership, not the ownership of voting securities.
- (3) The remaining percentage is owned either by a non-affiliated entity, outside investor(s), former company officer(s), or third party shareholder(s).
- (4) The minority percentage is owned by one or more affiliated UnitedHealth Group Incorporated subsidiaries. Voting rights do vary.
- (5) No information of the other shareholder(s) has been provided
- (6) General partnership interests are held by United HealthCare Services, Inc. (89.77%) and by UnitedHealthcare, Inc. (10.23%). United HealthCare Services, Inc. also holds 100% of the limited partnership interests. When combining general and limited partner interests, United HealthCare Services, Inc. owns 94.18% and UnitedHealthcare, Inc. owns 5.83%.
- (7) Branch offices in Iraq and Uganda.
- (8) H&W Indemnity (SPC), Ltd. is an exempted segregated portfolio company organized under the laws of the Cayman Islands and holds a Cayman insurance license.
- (9) Registered as a foreign shareholder in Brazil.
- (10) Registered in Nova Scotia and Newfoundland& Labrador.
- (11) Polar II Fundo de Investimento em Participações is a Brazilian private equity investment fund incorporated in the form of a closed-end condominium.
- (12) Branch office located in the United States.
- (13) Entity has a representative office in Beijing, China.
- (14) Registered in the Dubai Silicon Oasis free zone.
- (15) Registered branches in Australia and the UK.
- (16) Registered in the Dubai Healthcare City free zone.
- (17) Entity is not directly owned by the parent. However, the parent does have a viable economic interest as well as control over the entity through contractual agreements.

SCHEDULE Y
PART 1A - DETAIL OF INSURANCE HOLDING COMPANY SYSTEM

1	2	3	4	5	6	7	8	9	10	11	12	13	14	15	16
Group Code	Group Name	NAIC Company Code	ID Number	Federal RSSD	CIK	Name of Securities Exchange if Publicly Traded (U.S. or International)	Names of Parent, Subsidiaries Or Affiliates	Domi-ciliary Location	Relation-ship to Reporting Entity	Directly Controlled by (Name of Entity/Person)	Type of Control (Ownership, Board, Management, Attorney-in-Fact, Influence, Other)	If Control is Ownership Provide Percentage	Ultimate Controlling Entity(ies)/Person(s)	Is an SCA Filing Re-quired? (Y/N)	*
		.00000	98-1308130				1070715 B.C. Unlimited Liability Company	.CAN	NIA	OptumRx Group Holdings, Inc.	Ownership	100.000	UnitedHealth Group Incorporated		
		.00000	20-2904092				1st Avenue Pharmacy, Inc.	.WA	NIA	Genoa Healthcare LLC	Ownership	100.000	UnitedHealth Group Incorporated		
		.00000	27-2624551				310 Canyon Medical, LLC	.CA	NIA	Monarch Management Services, Inc.	Ownership	100.000	UnitedHealth Group Incorporated		
		.00000	45-2402948				4C Medical Group, PLC	.AZ	NIA	Greater Phoenix Collaborative Care, P.C.	Ownership	100.000	UnitedHealth Group Incorporated		1
		.00000	84-1900997				4C MSO LLC	.DE	NIA	Collaborative Care Holdings, LLC	Ownership	70.000	UnitedHealth Group Incorporated		
		.00000	35-2607738				5995 Minnetonka, LLC	.DE	NIA	UnitedHealthcare Insurance Company	Ownership	100.000	UnitedHealth Group Incorporated		
		.00000	22-3149900				A.G. Dikengil, Inc.	.NJ	NIA	Riverside Pediatric Group, P.C.	Ownership	100.000	UnitedHealth Group Incorporated		1
		.00000	27-0515438				ABC0 International Holdings, LLC	.DE	NIA	The Advisory Board Company	Ownership	100.000	UnitedHealth Group Incorporated		
		.00000	47-5519672				AbleTo Behavioral Health Services, P.C.	.CT	NIA	Physician(s) Owned	Influence	0.000	UnitedHealth Group Incorporated		1
		.00000					AbleTo Licensed Clinical Social Worker Services, P.C.	.CA	NIA	Physician(s) Owned	Influence	0.000	UnitedHealth Group Incorporated		1
		.00000	46-2468224				AbleTo, Inc.	.DE	NIA	Avery Parent Holdings, Inc.	Ownership	100.000	UnitedHealth Group Incorporated		
		.00000	74-2819189				Access Administrators, Inc.	.TX	NIA	Access HealthSource, Inc.	Ownership	100.000	UnitedHealth Group Incorporated		
		.00000	74-2943370				Access HealthSource Administrators, Inc.	.TX	NIA	Access HealthSource, Inc.	Ownership	100.000	UnitedHealth Group Incorporated		
		.00000	74-2843073				Access HealthSource, Inc.	.TX	NIA	HealthScope Benefits, Inc.	Ownership	100.000	UnitedHealth Group Incorporated		
		.00000	81-4328859				Accurate Advantage, LLC	.MO	NIA	Accurate Rx Pharmacy Consulting, LLC	Ownership	100.000	UnitedHealth Group Incorporated		
		.00000	26-3329157				Accurate Rx Pharmacy Consulting, LLC	.MO	NIA	Diplomat Pharmacy, Inc.	Ownership	100.000	UnitedHealth Group Incorporated		
		.00000	41-1913523				ACN Group IPA of New York, Inc.	.NY	NIA	OptumHealth Care Solutions, LLC	Ownership	100.000	UnitedHealth Group Incorporated		
		.00000	27-0015861				ACN Group of California, Inc.	.CA	IA	OptumHealth Care Solutions, LLC	Ownership	100.000	UnitedHealth Group Incorporated		
		.00000	98-1446128				Administradora Clínica La Colina S.A.S.	.COL	NIA	Banmedica Internacional SpA	Ownership	50.000	UnitedHealth Group Incorporated		
		.00000	98-1446128				Administradora Clínica La Colina S.A.S.	.COL	NIA	CDC Holdings Colombia S.A.S.	Ownership	50.000	UnitedHealth Group Incorporated		
		.00000	98-1446125				Administradora Country S.A.	.COL	NIA	Banmedica Internacional SpA	Ownership	50.000	UnitedHealth Group Incorporated		
		.00000	98-1446125				Administradora Country S.A.	.COL	NIA	CDC Holdings Colombia S.A.S.	Ownership	50.000	UnitedHealth Group Incorporated		
		.00000	98-1451601				Administradora Médica Centromed S.A.	.CHL	NIA	Vida Integra S.A.	Ownership	74.500	UnitedHealth Group Incorporated		
		.00000	20-1310827				Advanced Surgery Center of Clifton, LLC	.NJ	NIA	SCA Clifton, LLC	Ownership	56.100	UnitedHealth Group Incorporated		
		.00000	26-4093335				Advanced Surgical Hospital, LLC	.PA	NIA	SCA Southwestern PA, LLC	Ownership	53.450	UnitedHealth Group Incorporated		
		.00000	74-2642393				Advantage Care Network, Inc.	.DE	NIA	Access HealthSource, Inc.	Ownership	100.000	UnitedHealth Group Incorporated		
		.00000	85-2984578				Advisedby, LLC	.DE	NIA	Golden Rule Financial Corporation	Ownership	100.000	UnitedHealth Group Incorporated		
		.00000	47-5337115				Advocate Condell Ambulatory Surgery Center, LLC	.IL	NIA	Advocate-SCA Partners, LLC	Ownership	58.645	UnitedHealth Group Incorporated		
		.00000	36-4437931				Advocate Southwest Ambulatory Surgery Center, L.L.C.	.IL	NIA	Advocate-SCA Partners, LLC	Ownership	53.500	UnitedHealth Group Incorporated		
		.00000	47-4012497				Advocate-SCA Partners, LLC	.DE	NIA	SCA-Illinois, LLC	Ownership	51.000	UnitedHealth Group Incorporated		
		.00000	26-1777941				Affinity Biotech, Inc.	.TX	NIA	Diplomat Pharmacy, Inc.	Ownership	100.000	UnitedHealth Group Incorporated		
		.00000	45-4171713				AHN Accountable Care Organization, LLC	.IN	NIA	American Health Network of Indiana, LLC	Ownership	100.000	UnitedHealth Group Incorporated		
		.00000	35-2109566				AHN Central Services, LLC	.IN	NIA	AHN Target Holdings, LLC	Ownership	100.000	UnitedHealth Group Incorporated		
		.00000	35-2582899				AHN Target Holdings, LLC	.DE	NIA	Collaborative Care Holdings, LLC	Ownership	80.100	UnitedHealth Group Incorporated		
		.00000	84-3642600				Alaska Physicians and Surgeons, LLC	.AK	NIA	Alaska Surgery Center, Limited Partnership	Ownership	100.000	UnitedHealth Group Incorporated		2
		.00000	92-0175856				Alaska Spine Center LLC	.AK	NIA	Alaska Surgery Center, Limited Partnership	Ownership	100.000	UnitedHealth Group Incorporated		2
		.00000	93-0982396				Alaska Surgery Center, Limited Partnership	.AK	NIA	SCA Alaska Surgery Center, Inc.	Ownership	40.810	UnitedHealth Group Incorporated		2
		.00000	98-1447435				Alliansalud Entidad Promotora de Salud S.A.	.COL	NIA	Constructora Inmobiliaria Magapoq S.A.	Ownership	1.000	UnitedHealth Group Incorporated		
		.00000	98-1447435				Alliansalud Entidad Promotora de Salud S.A.	.COL	NIA	Banmedica S.A.	Ownership	76.290	UnitedHealth Group Incorporated		
.0707	UnitedHealth Group Incorporated	.82406	35-1665915				All Savers Insurance Company	.IN	IA	Golden Rule Financial Corporation	Ownership	100.000	UnitedHealth Group Incorporated		
		.00000	35-1744596				All Savers Life Insurance Company of California	.CA	IA	Golden Rule Financial Corporation	Ownership	100.000	UnitedHealth Group Incorporated		
		.00000	27-1367127				Alliance Surgical Center, LLC	.FL	NIA	Endoscopy Center Affiliates, Inc.	Ownership	3.500	UnitedHealth Group Incorporated		
		.00000	27-1367127				Alliance Surgical Center, LLC	.FL	NIA	SCA-Alliance, LLC	Ownership	51.000	UnitedHealth Group Incorporated		
		.00000	63-1231942				Aloha Surgical Center, LLC	.TN	NIA	Surgery Center of Maui, LLC	Ownership	66.000	UnitedHealth Group Incorporated		
		.00000	65-1095227				Ambient Healthcare, Inc.	.FL	NIA	Ambient Holdings, Inc.	Ownership	100.000	UnitedHealth Group Incorporated		
		.00000	45-2161438				Ambient Holdings, Inc.	.DE	NIA	Optum Infusion Services 500, Inc.	Ownership	100.000	UnitedHealth Group Incorporated		
		.00000	45-4770582				American Health Network of Indiana Care Organization, LLC	.IN	NIA	AHN Target Holdings, LLC	Ownership	100.000	UnitedHealth Group Incorporated		

ANNUAL STATEMENT FOR THE YEAR 2020 OF THE UnitedHealthcare Plan of the River Valley, Inc.

SCHEDULE Y
PART 1A - DETAIL OF INSURANCE HOLDING COMPANY SYSTEM

1	2	3	4	5	6	7	8	9	10	11	12	13	14	15	16
Group Code	Group Name	NAIC Company Code	ID Number	Federal RSSD	CIK	Name of Securities Exchange if Publicly Traded (U.S. or International)	Names of Parent, Subsidiaries Or Affiliates	Domiciliary Location	Relationship to Reporting Entity	Directly Controlled by (Name of Entity/Person)	Type of Control (Ownership, Board, Management, Attorney-in-Fact, Influence, Other)	If Control is Ownership Provide Percentage	Ultimate Controlling Entity(ies)/Person(s)	Is an SCA Filing Required? (Y/N)	*
.0707	UnitedHealth Group Incorporated	.00000	35-1930805				American Health Network of Indiana II, LLC	IN	NIA	AHN Target Holdings, LLC	Ownership	100.000	UnitedHealth Group Incorporated		
		52623	35-2108729				American Health Network of Indiana, LLC	IN	IA	AHN Target Holdings, LLC	Ownership	100.000	UnitedHealth Group Incorporated		
		.00000	85-2849994				American Health Network of Kentucky, LLC	KY	NIA	AHN Target Holdings, LLC	Ownership	100.000	UnitedHealth Group Incorporated		
.0707	UnitedHealth Group Incorporated	.00000	45-4132160				American Health Network of Ohio Care Organization, LLC	OH	NIA	AHN Target Holdings, LLC	Ownership	100.000	UnitedHealth Group Incorporated		
		.00000	31-1424956				American Health Network of Ohio II, LLC	OH	NIA	AHN Target Holdings, LLC	Ownership	100.000	UnitedHealth Group Incorporated		
		.00000	31-1424957				American Health Network of Ohio, LLC	OH	NIA	AHN Target Holdings, LLC	Ownership	100.000	UnitedHealth Group Incorporated		
		.00000	04-3041221				American Homecare Federation, Inc.	CT	NIA	Diplomat Pharmacy, Inc.	Ownership	100.000	UnitedHealth Group Incorporated		
		.00000	54-1743136				AmeriChoice Corporation	DE	NIA	UnitedHealth Group Incorporated	Ownership	100.000	UnitedHealth Group Incorporated		
		95497	22-3368602				AmeriChoice of New Jersey, Inc.	NJ	IA	AmeriChoice Corporation	Ownership	100.000	UnitedHealth Group Incorporated		
		.00000	98-1108620				Amico Saúde Ltda.	BRA	NIA	Cemed Care – Empresa de Atendimento Clínico Geral Ltda.	Ownership	0.931	UnitedHealth Group Incorporated		
		.00000	98-1108620				Amico Saúde Ltda.	BRA	NIA	Santa Helena Assistência Médica S.A.	Ownership	99.069	UnitedHealth Group Incorporated		
		.00000					Amil Assistência Médica Internacional S.A.	BRA	NIA	Polar II Fundo de Investimento em Participações Multiestratégia	Ownership	92.401	UnitedHealth Group Incorporated		
		.00000					Amil Assistência Médica Internacional S.A.	BRA	NIA	UHG Brasil Participações S.A.	Ownership	7.599	UnitedHealth Group Incorporated		
		.00000	98-1138212				AMIL International S.á.r.l.	LUX	NIA	Amil Assistência Médica Internacional S.A.	Ownership	100.000	UnitedHealth Group Incorporated		
		.00000	98-1454564				Análisis Clínicos ML S.A.C.	PER	NIA	Pacífico S.A. Entidad Prestadora de Salud EPS	Ownership	100.000	UnitedHealth Group Incorporated		
		.00000					Angiografia e Hemodinâmica Madre Theodora Ltda.	BRA	NIA	Esho – Empresa de Serviços Hospitalares S.A.	Ownership	50.000	UnitedHealth Group Incorporated		
		.00000	82-5124069				Anne Arundel-SCA Holdings, LLC	MD	NIA	SCA-Anne Arundel, LLC	Ownership	33.340	UnitedHealth Group Incorporated		
		.00000	82-4763728				Anne Arundel-SCA Surgicenter, LLC	MD	NIA	Anne Arundel-SCA Holdings, LLC	Ownership	66.760	UnitedHealth Group Incorporated		2
		.00000	36-4210293				Antelope Valley Surgery Center, L.P.	CA	NIA	NSC Lancaster, LLC	Ownership	90.494	UnitedHealth Group Incorporated		
		.00000	26-3913051				Apothecary Holdings, Inc.	DE	NIA	OptumRx Holdings, LLC	Ownership	100.000	UnitedHealth Group Incorporated		
		.00000	86-0960334				Apothecary Shop of Phoenix, Inc.	AZ	NIA	Apothecary Holdings, Inc.	Ownership	100.000	UnitedHealth Group Incorporated		
		.00000	14-1890491				AppleCare Hospitalists Medical Group, Inc.	CA	NIA	Physician(s) Owned	Influence	0.000	UnitedHealth Group Incorporated		1
		.00000	45-2852872				AppleCare Medical ACO, LLC	CA	NIA	AppleCare Medical Group, Inc.	Ownership	100.000	UnitedHealth Group Incorporated		1
		.00000	33-0845269				AppleCare Medical Group St. Francis, Inc.	CA	NIA	Physician(s) Owned	Influence	0.000	UnitedHealth Group Incorporated		1
		.00000	33-0898174				AppleCare Medical Group, Inc.	CA	NIA	Physician(s) Owned	Influence	0.000	UnitedHealth Group Incorporated		1
		.00000	27-2068687				AppleCare Medical Management, LLC	DE	NIA	Collaborative Care Holdings, LLC	Ownership	100.000	UnitedHealth Group Incorporated		
		.00000					APS – Assistência Personalizada à Saúde Ltda.	BRA	NIA	Amil Assistência Médica Internacional S.A.	Ownership	0.000	UnitedHealth Group Incorporated		
		.00000					APS – Assistência Personalizada à Saúde Ltda.	BRA	NIA	Santa Helena Assistência Médica S.A.	Ownership	100.000	UnitedHealth Group Incorporated		
		.00000	98-1399975				Aquitania Chilean Holding SpA	CHL	NIA	Bordeaux UK Holdings II Limited	Ownership	100.000	UnitedHealth Group Incorporated		
		.00000	75-2285078				Arcadia Outpatient Surgery Center, L.P.	CA	NIA	Surgicenters of Southern California, Inc.	Ownership	52.500	UnitedHealth Group Incorporated		
		.00000	46-4843100				Arise Physician Group	TX	NIA	SCA Austin Holdings, LLC	Ownership	100.000	UnitedHealth Group Incorporated		
		.00000	86-0813232				Arizona Physicians IPA, Inc.	AZ	IA	UnitedHealthcare, Inc.	Ownership	100.000	UnitedHealth Group Incorporated		
		.00000	75-2055800				Arlington Surgery Center, LLC	TX	NIA	Surgical Care Affiliates, LLC	Influence	52.750	UnitedHealth Group Incorporated		
.00000	46-1772418				ARTA Health Network, P.C.	CA	NIA	Physician(s) Owned	Influence	0.000	UnitedHealth Group Incorporated		1		
.00000	33-0658815				ARTA Western California, Inc.	CA	NIA	Physician(s) Owned	Influence	0.000	UnitedHealth Group Incorporated		1		
.00000	46-3907136				ASC Holdings of New Jersey, LLC	NJ	NIA	SC Affiliates, LLC	Ownership	100.000	UnitedHealth Group Incorporated				
.00000	95-4348431				ASC Network, LLC	DE	NIA	Surgical Care Affiliates, LLC	Ownership	100.000	UnitedHealth Group Incorporated				
.00000	04-3403101				Aspectus, Inc.	MA	NIA	Reliant Medical Group, Inc.	Ownership	100.000	UnitedHealth Group Incorporated		1		
.00000					Associação Lusíadas Knowledge Center – Health Education and Research	PRT	NIA	Lusíadas, SGPS, S.A.	Ownership	25.000	UnitedHealth Group Incorporated				
.00000					Associação Lusíadas Knowledge Center – Health Education and Research	PRT	NIA	Clínica Médico Cirúrgica de Santa Tecla, S.A.	Ownership	25.000	UnitedHealth Group Incorporated				
.00000					Associação Lusíadas Knowledge Center – Health Education and Research	PRT	NIA	Lusíadas, S.A.	Ownership	25.000	UnitedHealth Group Incorporated				
.00000					Associação Lusíadas Knowledge Center – Health Education and Research	PRT	NIA	CLISA – Clínica de Santo António, S.A.	Ownership	25.000	UnitedHealth Group Incorporated				

41.1

ANNUAL STATEMENT FOR THE YEAR 2020 OF THE UnitedHealthcare Plan of the River Valley, Inc.

SCHEDULE Y
PART 1A - DETAIL OF INSURANCE HOLDING COMPANY SYSTEM

1	2	3	4	5	6	7	8	9	10	11	12	13	14	15	16
Group Code	Group Name	NAIC Company Code	ID Number	Federal RSSD	CIK	Name of Securities Exchange if Publicly Traded (U.S. or International)	Names of Parent, Subsidiaries Or Affiliates	Domi-ciliary Loca-tion	Relation-ship to Reporting Entity	Directly Controlled by (Name of Entity/Person)	Type of Control (Ownership, Board, Management, Attorney-in-Fact, Influence, Other)	If Control is Ownership Provide Percentage	Ultimate Controlling Entity(ies)/Person(s)	Is an SCA Filing Re-quired? (Y/N)	*
		.00000	26-3878957				AssuranceRx, LLC	AL	NIA	Optum Pharmacy 705, LLC	Ownership	100.000	UnitedHealth Group Incorporated		
		.00000	20-1956545				At-Home IV Infusion Professional, Inc.	MD	NIA	Diplomat Pharmacy, Inc.	Ownership	100.000	UnitedHealth Group Incorporated		
		.00000	47-0990056				Audax Health Solutions, LLC	DE	NIA	Rally Health, Inc.	Ownership	100.000	UnitedHealth Group Incorporated		
		.00000	14-1971726				Avella of Columbus, Inc.	AZ	NIA	Apothecary Holdings, Inc.	Ownership	100.000	UnitedHealth Group Incorporated		
		.00000	45-5239373				Avella of Denver, Inc.	AZ	NIA	Apothecary Holdings, Inc.	Ownership	100.000	UnitedHealth Group Incorporated		
		.00000	86-1044713				Avella of Gilbert, Inc.	AZ	NIA	Apothecary Holdings, Inc.	Ownership	100.000	UnitedHealth Group Incorporated		
		.00000	46-0609947				Avella of Orlando, Inc.	AZ	NIA	Apothecary Holdings, Inc.	Ownership	100.000	UnitedHealth Group Incorporated		
		.00000	86-0819588				Avella of Scottsdale, Inc.	AZ	NIA	Apothecary Holdings, Inc.	Ownership	100.000	UnitedHealth Group Incorporated		
		.00000	27-1688911				Avella of St. Louis, Inc.	AZ	NIA	Apothecary Holdings, Inc.	Ownership	100.000	UnitedHealth Group Incorporated		
		.00000	86-1044712				Avella of Tucson, Inc.	AZ	NIA	Apothecary Holdings, Inc.	Ownership	100.000	UnitedHealth Group Incorporated		
		.00000	84-5191428				Avery Parent Holdings, Inc.	DE	NIA	OptumHealth Holdings, LLC	Ownership	100.000	UnitedHealth Group Incorporated		
		.00000	20-4057813				Aveta Inc.	DE	NIA	Collaborative Care Holdings, LLC	Ownership	100.000	UnitedHealth Group Incorporated		
		.00000	30-0842394				AxelaCare Intermediate Holdings, LLC	DE	NIA	OptumRx, Inc.	Ownership	100.000	UnitedHealth Group Incorporated		
		.00000	61-1708598				AxelaCare, LLC	DE	NIA	AxelaCare Intermediate Holdings, LLC	Ownership	100.000	UnitedHealth Group Incorporated		
		.00000	72-1097827				B. R. A. S. S. Partnership in Commendam	LA	NIA	Surgery Center Holding, LLC	Ownership	61.190	UnitedHealth Group Incorporated		
		.00000	98-1462787				Banmedica Colombia S.A.S.	COL	NIA	Banmedica Internacional SpA	Ownership	100.000	UnitedHealth Group Incorporated		
		.00000	98-1444151				Banmedica Internacional SpA	CHL	NIA	Banmedica S.A.	Ownership	99.000	UnitedHealth Group Incorporated		
		.00000	98-1444151				Banmedica Internacional SpA	CHL	NIA	Saden S.A.	Ownership	1.000	UnitedHealth Group Incorporated		
		.00000	98-1444127				Banmedica S.A.	CHL	NIA	Bordeaux Holding SpA	Ownership	98.229	UnitedHealth Group Incorporated		
		.00000	47-2083076				Beach Surgical Holdings II, LLC	CA	NIA	SCA Surgicare of Laguna Hills, LLC	Ownership	49.000	UnitedHealth Group Incorporated		2
		.00000	47-4504390				Beach Surgical Holdings III, LLC	CA	NIA	Surgicare of La Veta, Inc.	Ownership	63.878	UnitedHealth Group Incorporated		
		.00000	37-1708521				Beach Surgical Holdings LLC	CA	NIA	SCA Surgicare of Laguna Hills, LLC	Ownership	49.000	UnitedHealth Group Incorporated		2
		.00000	33-0645967				Beaver Medical Group, P.C.	CA	NIA	MH Physician Three Holdco, a Medical Corporation	Ownership	100.000	UnitedHealth Group Incorporated		1
		.00000	20-8773716				Bedford Physicians Risk Retention Group, Inc.	VT	NIA	CareMount Medical, P.C.	Ownership	99.000	UnitedHealth Group Incorporated		1
		.00000	88-0267857				Behavioral Healthcare Options, Inc.	NV	NIA	Sierra Health Services, Inc.	Ownership	100.000	UnitedHealth Group Incorporated		
		.00000	42-1485537				Benefit Administration for the Self Employed, L.L.C.	IA	NIA	HealthMarkets, LLC	Ownership	100.000	UnitedHealth Group Incorporated		
		.00000	46-1134506				Benefitter Insurance Solutions, Inc.	DE	NIA	HealthMarkets Insurance Agency, Inc.	Ownership	100.000	UnitedHealth Group Incorporated		
		.00000	47-4349079				Better Health Value Network, LLC	WA	NIA	Physician(s) Owned	Influence	0.000	UnitedHealth Group Incorporated		1
		.00000	22-3858211				Bexar Imaging Center, LLC	TX	NIA	WellMed Networks, Inc.	Ownership	100.000	UnitedHealth Group Incorporated		1
		.00000	01-0808529				BioRx, LLC	DE	NIA	Diplomat Blocker, Inc.	Ownership	100.000	UnitedHealth Group Incorporated		
		.00000	63-0984076				Birmingham Outpatient Surgery Center, Ltd.	AL	NIA	Birmingham Outpatient Surgical Center, LLC	Ownership	30.010	UnitedHealth Group Incorporated		2
		.00000	63-0847380				Birmingham Outpatient Surgical Center, LLC	DE	NIA	Surgery Center Holding, LLC	Ownership	100.000	UnitedHealth Group Incorporated		
		.00000	47-4758895				Bloomfield ASC, LLC	CT	NIA	SCA Bloomfield Holdings, LLC	Ownership	49.000	UnitedHealth Group Incorporated		2
		.00000	62-1530122				Blue Ridge Day Surgery Center, L.P.	TN	NIA	Blue Ridge GP, LLC	Ownership	37.135	UnitedHealth Group Incorporated		2
		.00000	27-2241593				Blue Ridge GP, LLC	NC	NIA	SCA-Blue Ridge, LLC	Ownership	100.000	UnitedHealth Group Incorporated		
		.00000	37-1945431				Blue Ridge Properties, LLC	DE	NIA	Blue Ridge GP, LLC	Ownership	38.208	UnitedHealth Group Incorporated		2
		.00000	65-0241934				Boca Raton Outpatient Surgery & Laser Center, LTD.	FL	NIA	Surgery Center of Boca Raton, Inc.	Ownership	30.000	UnitedHealth Group Incorporated		2
		.00000	98-1396690				Bordeaux (Barbados) Holdings I, SRL	BRB	NIA	FrontierMEDEX US, Inc.	Ownership	100.000	UnitedHealth Group Incorporated		
		.00000	98-1396559				Bordeaux (Barbados) Holdings II, SRL	BRB	NIA	Bordeaux (Barbados) Holdings I, SRL	Ownership	100.000	UnitedHealth Group Incorporated		
		.00000	98-1403634				Bordeaux (Barbados) Holdings III, S.r.l.	BRB	NIA	UnitedHealth UK Limited	Ownership	100.000	UnitedHealth Group Incorporated		
		.00000	98-1398490				Bordeaux Holding SpA	CHL	NIA	Aquitania Chilean Holding SpA	Ownership	100.000	UnitedHealth Group Incorporated		
		.00000	82-3147824				Bordeaux International Holdings, Inc.	DE	NIA	UnitedHealth Group Incorporated	Ownership	100.000	UnitedHealth Group Incorporated		
		.00000	98-1390574				Bordeaux UK Holdings I Limited	GBR	NIA	Bordeaux International Holdings, Inc.	Ownership	3.295	UnitedHealth Group Incorporated		
		.00000	98-1390574				Bordeaux UK Holdings I Limited	GBR	NIA	FrontierMEDEX US, Inc.	Ownership	96.705	UnitedHealth Group Incorporated		
		.00000	98-1391914				Bordeaux UK Holdings II Limited	GBR	NIA	Bordeaux UK Holdings I Limited	Ownership	100.000	UnitedHealth Group Incorporated		
		.00000	98-1389224				Bordeaux UK Holdings III Limited	GBR	NIA	Bordeaux UK Holdings II Limited	Ownership	100.000	UnitedHealth Group Incorporated		
		.00000	98-1112673				Bosque Medical Center Ltda.	BRA	NIA	Amil Assistencia Médica Internacional S.A.	Ownership	83.045	UnitedHealth Group Incorporated		

ANNUAL STATEMENT FOR THE YEAR 2020 OF THE UnitedHealthcare Plan of the River Valley, Inc.

SCHEDULE Y
PART 1A - DETAIL OF INSURANCE HOLDING COMPANY SYSTEM

1	2	3	4	5	6	7	8	9	10	11	12	13	14	15	16
Group Code	Group Name	NAIC Company Code	ID Number	Federal RSSD	CIK	Name of Securities Exchange if Publicly Traded (U.S. or International)	Names of Parent, Subsidiaries Or Affiliates	Domi-ciliary Location	Relation-ship to Reporting Entity	Directly Controlled by (Name of Entity/Person)	Type of Control (Ownership, Board, Management, Attorney-in-Fact, Influence, Other)	If Control is Ownership Provide Percentage	Ultimate Controlling Entity(ies)/Person(s)	Is an SCA Filing Re-quired? (Y/N)	*
		.00000	98-1112673				Bosque Medical Center Ltda.	.BRA	.NIA	Esho – Empresa de Serviços Hospitalares S.A.	Ownership	16.955	UnitedHealth Group Incorporated		
		.00000	20-2387834				Brandon Ambulatory Surgery Center, LC	.FL	.NIA	SCA-Brandon, LLC	Ownership	54.546	UnitedHealth Group Incorporated		
		.00000	20-2387834				Brandon Ambulatory Surgery Center, LC	.FL	.NIA	SC Affiliates, LLC	Ownership	3.120	UnitedHealth Group Incorporated		
		.00000	90-0884047				BriovaRx Infusion Services 102, LLC	.DE	.NIA	Optum Infusion Services 500, Inc.	Ownership	100.000	UnitedHealth Group Incorporated		
		.00000	11-3647935				BriovaRx of Florida, Inc.	.DE	.NIA	OptumRx PBM of Illinois, Inc.	Ownership	100.000	UnitedHealth Group Incorporated		
		.00000	27-1930321				BriovaRx of Georgia, LLC	.AL	.NIA	Optum Pharmacy 705, LLC	Ownership	100.000	UnitedHealth Group Incorporated		
		.00000	46-2790537				BriovaRx of Louisiana, L.L.C.	.LA	.NIA	Optum Pharmacy 705, LLC	Ownership	100.000	UnitedHealth Group Incorporated		
		.00000	01-0516051				BriovaRx of Maine, Inc.	.ME	.NIA	OptumRx PBM of Illinois, Inc.	Ownership	100.000	UnitedHealth Group Incorporated		
		.00000	27-3331130				BriovaRx of Massachusetts, LLC	.MA	.NIA	OptumRx PBM of Illinois, Inc.	Ownership	100.000	UnitedHealth Group Incorporated		
		.00000	47-4278378				Cabin Enterprises, LLC	.DE	.NIA	Cabin Holdings, LLC	Ownership	100.000	UnitedHealth Group Incorporated		
		.00000	47-4264867				Cabin Holdings, LLC	.DE	.NIA	United HealthCare Services, Inc.	Ownership	100.000	UnitedHealth Group Incorporated		
		.00000	20-1711131				California Medical Group Insurance Company, Risk Retention Group	.AZ	.NIA	OptumCare Management, LLC	Ownership	67.010	UnitedHealth Group Incorporated		
		.00000	81-0881243				California Spring Holdings, PC	.CA	.NIA	Physician(s) Owned	Influence	0.000	UnitedHealth Group Incorporated		.1
		.00000	52-1597478				Camp Hill Ambulatory Centers	.PA	.NIA	Endoscopy Center Affiliates, Inc.	Ownership	1.000	UnitedHealth Group Incorporated		.2
		.00000	52-1597478				Camp Hill Ambulatory Centers	.PA	.NIA	Camp Hill-SCA Centers, LLC	Ownership	99.000	UnitedHealth Group Incorporated		.2
		.00000	52-1597484				Camp Hill-SCA Centers, LLC	.DE	.NIA	SC Affiliates, LLC	Ownership	100.000	UnitedHealth Group Incorporated		
		.00000	27-3955254				Capital City Medical Group, L.L.C.	.LA	.NIA	UnitedHealthcare, Inc.	Ownership	100.000	UnitedHealth Group Incorporated		
		.00000	27-3955254				Cardinal Holding Company, LLC	.DE	.NIA	Collaborative Care Holdings, LLC	Ownership	100.000	UnitedHealth Group Incorporated		
		.00000	20-8375685				Care Improvement Plus Group Management, LLC	.MD	.NIA	XLHealth Corporation	Ownership	100.000	UnitedHealth Group Incorporated		
.0707	UnitedHealth Group Incorporated	.12558	45-4976934				Care Improvement Plus of Texas Insurance Company	.TX	.IA	XLHealth Corporation	Ownership	100.000	UnitedHealth Group Incorporated		
.0707	UnitedHealth Group Incorporated	.12567	20-3888112				Care Improvement Plus South Central Insurance Company	.AR	.IA	XLHealth Corporation	Ownership	100.000	UnitedHealth Group Incorporated		
.0707	UnitedHealth Group Incorporated	.14041	27-5038136				Care Improvement Plus Wisconsin Insurance Company	.WI	.IA	XLHealth Corporation	Ownership	100.000	UnitedHealth Group Incorporated		
		.00000	83-0585009				Care Logistics, LLC	.DE	.NIA	Penzo Enterprises, LLC	Ownership	100.000	UnitedHealth Group Incorporated		
		.00000					CareMount Dental Member, LLC	.DE	.NIA	CareMount Health Solutions, LLC	Ownership	100.000	UnitedHealth Group Incorporated		
		.00000					CareMount Health Solutions ACO, LLC	.NY	.NIA	CareMount Medical, P.C.	Ownership	100.000	UnitedHealth Group Incorporated		.1
		.00000	83-3555743				CareMount Health Solutions Employer, LLC	.DE	.NIA	CareMount Health Solutions, LLC	Ownership	99.000	UnitedHealth Group Incorporated		
		.00000	83-3555743				CareMount Health Solutions Employer, LLC	.DE	.NIA	CareMount Holding, LLC	Ownership	1.000	UnitedHealth Group Incorporated		
		.00000	38-4103290				CareMount Health Solutions, LLC	.DE	.NIA	Collaborative Care Holdings, LLC	Ownership	16.320	UnitedHealth Group Incorporated		
		.00000	38-4103290				CareMount Health Solutions, LLC	.DE	.NIA	Cardinal Holding Company, LLC	Ownership	63.680	UnitedHealth Group Incorporated		
		.00000	82-1419537				CareMount Holding, LLC	.NY	.NIA	CareMount Health Solutions, LLC	Ownership	100.000	UnitedHealth Group Incorporated		
		.00000	13-3544120				CareMount Medical, P.C.	.NY	.NIA	Physician(s) Owned	Influence	0.000	UnitedHealth Group Incorporated		.1
		.00000					CareMount Value Partners IPA, LLC	.NY	.NIA	CareMount Health Solutions, LLC	Ownership	100.000	UnitedHealth Group Incorporated		
		.00000	98-1328471				Casa de Saúde Santa Therezinha Ltda.	.BRA	.NIA	Esho – Empresa de Serviços Hospitalares S.A.	Ownership	0.000	UnitedHealth Group Incorporated		
		.00000	98-1328471				Casa de Saúde Santa Therezinha Ltda.	.BRA	.NIA	Hospital Alvorada de Taguatinga Ltda.	Ownership	100.000	UnitedHealth Group Incorporated		
		.00000	82-5207935				Castle Rock SurgiCenter, LLC	.CO	.NIA	SCA-Castle Rock, LLC	Ownership	72.717	UnitedHealth Group Incorporated		
		.00000	20-5807941				Catalyst360, LLC	.DE	.NIA	Optum Services, Inc.	Ownership	100.000	UnitedHealth Group Incorporated		
		.00000					Catamaran Finance (Ireland) Unlimited Company	.IRL	.NIA	Catamaran S.á.r.l.	Ownership	100.000	UnitedHealth Group Incorporated		
		.00000					Catamaran S.á.r.l.	.LUX	.NIA	UnitedHealthcare International II S.á.r.l.	Ownership	100.000	UnitedHealth Group Incorporated		
		.00000	98-1069737				Catamaran S.á.r.l.	.LUX	.NIA	UnitedHealthcare International II S.á.r.l.	Ownership	100.000	UnitedHealth Group Incorporated		
		.00000	82-1715584				CCEC Anesthesia Management, LLC	.TX	.NIA	Corpus Christi Endoscopy Center, L.L.P.	Ownership	100.000	UnitedHealth Group Incorporated		.2
		.00000					CDC Holdings Colombia S.A.S.	.COL	.NIA	Bordeaux UK Holdings II Limited	Ownership	100.000	UnitedHealth Group Incorporated		
		.00000	85-3910287				Cedar Park JV Partners, LLC	.TX	.NIA	SCA Cedar Park Holdings, LLC	Ownership	43.700	UnitedHealth Group Incorporated		.2
		.00000	27-2533497				Cedar Park Surgery Center, LLC	.TX	.NIA	SCA Cedar Park Holdings, LLC	Ownership	72.686	UnitedHealth Group Incorporated		
		.00000	98-1111491				Cemed Care – Empresa de Atendimento Clínico Geral Ltda.	.BRA	.NIA	Amil Assistência Médica Internacional S.A.	Ownership	100.000	UnitedHealth Group Incorporated		
		.00000	85-3324771				Center for Restorative Surgery at Maple Grove, LLC	.MN	.NIA	SCA Maple Grove Holdings, LLC	Ownership	100.000	UnitedHealth Group Incorporated		.2

41.3

ANNUAL STATEMENT FOR THE YEAR 2020 OF THE UnitedHealthcare Plan of the River Valley, Inc.

SCHEDULE Y
PART 1A - DETAIL OF INSURANCE HOLDING COMPANY SYSTEM

1	2	3	4	5	6	7	8	9	10	11	12	13	14	15	16
Group Code	Group Name	NAIC Company Code	ID Number	Federal RSSD	CIK	Name of Securities Exchange if Publicly Traded (U.S. or International)	Names of Parent, Subsidiaries Or Affiliates	Domiciliary Location	Relationship to Reporting Entity	Directly Controlled by (Name of Entity/Person)	Type of Control (Ownership, Board, Management, Attorney-in-Fact, Influence, Other)	If Control is Ownership Provide Percentage	Ultimate Controlling Entity(ies)/Person(s)	Is an SCA Filing Required? (Y/N)	*
		.0000	33-0483510				Centers for Family Medicine, GP	CA	NIA	MH Physician Three Holdco, a Medical Corporation	Ownership	49.000	UnitedHealth Group Incorporated		1
		.0000	98-1448150				Central de Compras SpA	CHL	NIA	Inversiones Clínicas Santa María S.A.	Ownership	100.000	UnitedHealth Group Incorporated		
		.0000	45-4131797				Central Indiana Care Organization, LLC	IN	NIA	AHN Target Holdings, LLC	Ownership	100.000	UnitedHealth Group Incorporated		
		.0000	45-5600514				Central Ohio Care Organization, LLC	OH	NIA	AHN Target Holdings, LLC	Ownership	100.000	UnitedHealth Group Incorporated		
		.0000					CentriflyHealth, LLC	DE	NIA	UnitedHealth Group Incorporated	Ownership	100.000	UnitedHealth Group Incorporated		
		.0000					CentriHealth Corporation	CAN	NIA	CentriflyHealth, LLC	Ownership	100.000	UnitedHealth Group Incorporated		
		.0000	98-1390073				CentriHealth UK Limited	GBR	NIA	CentriflyHealth, LLC	Ownership	0.001	UnitedHealth Group Incorporated		
		.0000	98-1390073				CentriHealth UK Limited	GBR	NIA	UnitedHealthcare International III S.á r.l.	Ownership	99.999	UnitedHealth Group Incorporated		
		.0000					Centro de Entrenamiento Capacitación en Reanimación y Prevención Limitada	CHL	NIA	Clínica Dávila y Servicios Médicos S.A.	Ownership	99.000	UnitedHealth Group Incorporated		
		.0000					Centro de Entrenamiento Capacitación en Reanimación y Prevención Limitada	CHL	NIA	Servicios Integrados de Salud Ltda.	Ownership	1.000	UnitedHealth Group Incorporated		
		.0000	98-1450490				Centro de Servicios Compartidos Banmédica SpA	CHL	NIA	Inversiones Clínicas Santa María S.A.	Ownership	0.100	UnitedHealth Group Incorporated		
		.0000	98-1450490				Centro de Servicios Compartidos Banmédica SpA	CHL	NIA	Banmédica S.A.	Ownership	99.900	UnitedHealth Group Incorporated		
		.0000					Centro Médico Hospitalar Pitangueiras Ltda.	BRA	NIA	Esho – Empresa de Serviços Hospitalares S.A.	Ownership	100.000	UnitedHealth Group Incorporated		
		.0000					Centro Médico Hospitalar Pitangueiras Ltda.	BRA	NIA	Hospital Alvorada de Taguatinga Ltda. Pacífico S.A. Entidad Prestadora de Salud	Ownership	0.000	UnitedHealth Group Incorporated		
		.0000	98-1457197				Centro Odontológico Americano S.A.C.	PER	NIA	EPS	Ownership	80.000	UnitedHealth Group Incorporated		
		.0000	98-1451635				Centromed Quiipué S.A.	CHL	NIA	Administradora Médica Centromed S.A.	Ownership	93.450	UnitedHealth Group Incorporated		
		.0000					Centros Médicos y Dentales Multimed Ltda.	CHL	NIA	Omesa SpA	Ownership	99.990	UnitedHealth Group Incorporated		
		.0000					Centros Médicos y Dentales Multimed Ltda.	CHL	NIA	Clínica Dávila y Servicios Médicos S.A.	Ownership	0.010	UnitedHealth Group Incorporated		
0707	UnitedHealth Group Incorporated	42765	42-1194107				Centurion Casualty Company	NE	IA	Specialty Benefits, LLC	Ownership	100.000	UnitedHealth Group Incorporated		
		.0000	46-1454664				Channel Islands Surgicenter Properties, LLC	DE	NIA	SCA Holding Company, Inc.	Ownership	62.743	UnitedHealth Group Incorporated		
		.0000	58-1709761				Charleston Surgery Center Limited Partnership	SC	NIA	SCA-Charleston, LLC	Ownership	22.632	UnitedHealth Group Incorporated		2
		.0000	82-3973199				Charleston Surgery Properties, LLC	DE	NIA	SCA-Charleston, LLC	Ownership	50.852	UnitedHealth Group Incorporated		
		.0000	56-1449531				Charlotte Surgery Center, LLC	NC	NIA	Charlotte-SC, LLC	Ownership	16.609	UnitedHealth Group Incorporated		2
		.0000	56-1449532				Charlotte Surgery Properties, LTD.	NC	NIA	SC Affiliates, LLC	Ownership	4.000	UnitedHealth Group Incorporated		2
		.0000	56-1449532				Charlotte Surgery Properties, LTD.	NC	NIA	SCA-Mecklenburg Development Corp.	Ownership	14.000	UnitedHealth Group Incorporated		2
		.0000	62-1262567				Charlotte-SC, LLC	DE	NIA	SC Affiliates, LLC	Ownership	100.000	UnitedHealth Group Incorporated		
		.0000	82-4075002				Chatham Orthopaedic ASC, LLC	GA	NIA	SCA-Chatham, LLC	Ownership	15.000	UnitedHealth Group Incorporated		2
		.0000	26-2389638				Childrens Surgery Center LLC	FL	NIA	SC Affiliates, LLC	Ownership	1.057	UnitedHealth Group Incorporated		
		.0000	26-2389638				Childrens Surgery Center LLC	FL	NIA	SCA-Central Florida, LLC	Ownership	50.000	UnitedHealth Group Incorporated		
		.0000	98-1093539				ChinaGate (Hong Kong) Limited	HKG	NIA	Optum, Inc.	Ownership	100.000	UnitedHealth Group Incorporated		
		.0000	62-1510209				Citrus Regional Surgery Center, L.P.	TN	NIA	SCA-Citrus, Inc.	Ownership	57.000	UnitedHealth Group Incorporated		
		.0000	20-3742012				Cleburne Surgical Center, LLC	TX	NIA	Surgical Care Affiliates, LLC	Influence	51.000	UnitedHealth Group Incorporated		
		.0000	98-1459640				Clínica Alameda SpA	CHL	NIA	Vida Integra S.A.	Ownership	99.841	UnitedHealth Group Incorporated		
		.0000	98-1459640				Clínica Alameda SpA	CHL	NIA	Saden S.A.	Ownership	0.159	UnitedHealth Group Incorporated		
		.0000	98-1443171				Clínica Bio Bio S.A.	CHL	NIA	Banmédica S.A.	Ownership	0.000	UnitedHealth Group Incorporated		
		.0000	98-1443171				Clínica Bio Bio S.A.	CHL	NIA	Inversiones Clínicas Santa María S.A.	Ownership	100.000	UnitedHealth Group Incorporated		
		.0000	98-1442191				Clínica Ciudad del Mar S.A.	CHL	NIA	Inversiones Clínicas Santa María S.A.	Ownership	100.000	UnitedHealth Group Incorporated		
		.0000	98-1442191				Clínica Ciudad del Mar S.A.	CHL	NIA	Banmédica S.A.	Ownership	0.000	UnitedHealth Group Incorporated		
		.0000	98-1446132				Clínica Dávila y Servicios Médicos S.A.	CHL	NIA	Clínica Santa María S.A.	Ownership	0.009	UnitedHealth Group Incorporated		
		.0000	98-1446132				Clínica Dávila y Servicios Médicos S.A.	CHL	NIA	Banmédica S.A.	Ownership	99.991	UnitedHealth Group Incorporated		
		.0000					Clínica del Country S.A.	COL	NIA	Banmédica Internacional SpA	Ownership	50.000	UnitedHealth Group Incorporated		
		.0000					Clínica del Country S.A.	COL	NIA	CDC Holdings Colombia S.A.S.	Ownership	50.000	UnitedHealth Group Incorporated		
		.0000	98-1350667				Clínica Médico Cirúrgica de Santa Tecla, S.A.	PRT	NIA	Lusíadas, SGPS, S.A.	Ownership	100.000	UnitedHealth Group Incorporated		
		.0000					Clínica Portoazul S.A.	COL	NIA	Clínica del Country S.A.	Ownership	27.700	UnitedHealth Group Incorporated		2

41.4

ANNUAL STATEMENT FOR THE YEAR 2020 OF THE UnitedHealthcare Plan of the River Valley, Inc.

SCHEDULE Y
PART 1A - DETAIL OF INSURANCE HOLDING COMPANY SYSTEM

1	2	3	4	5	6	7	8	9	10	11	12	13	14	15	16
Group Code	Group Name	NAIC Company Code	ID Number	Federal RSSD	CIK	Name of Securities Exchange if Publicly Traded (U.S. or International)	Names of Parent, Subsidiaries Or Affiliates	Domi-ciliary Location	Relation-ship to Reporting Entity	Directly Controlled by (Name of Entity/Person)	Type of Control (Ownership, Board, Management, Attorney-in-Fact, Influence, Other)	If Control is Ownership Provide Percentage	Ultimate Controlling Entity(ies)/Person(s)	Is an SCA Filing Re-quired? (Y/N)	*
		.00000	98-1462343				Clínica San Felipe S.A.	.PER	NIA	Pacífico S.A. Entidad Prestadora de Salud EPS	Ownership	93.740	UnitedHealth Group Incorporated		
		.00000	98-1455936				Clínica Sánchez Ferrer S.A.	.PER	NIA	Pacífico S.A. Entidad Prestadora de Salud EPS	Ownership	100.000	UnitedHealth Group Incorporated		
		.00000	98-1442754				Clínica Santa María S.A.	.CHL	NIA	Banmedica S.A.	Ownership	99.433	UnitedHealth Group Incorporated		
		.00000	98-1442745				Clínica Vespucio S.A.	.CHL	NIA	Inversiones Clínicas Santa María S.A.	Ownership	100.000	UnitedHealth Group Incorporated		
		.00000	98-1442745				Clínica Vespucio S.A.	.CHL	NIA	Banmedica S.A.	Ownership	0.000	UnitedHealth Group Incorporated		
		.00000	46-2879718				Clinical Partners of Colorado Springs, LLC	.CO	NIA	OptumCare Colorado, LLC	Ownership	50.000	UnitedHealth Group Incorporated		
		.00000	20-2236024				Clinton Partners, LLC	.MI	NIA	HFHS-SCA Holdings, LLC	Ownership	51.000	UnitedHealth Group Incorporated		2
		.00000	98-1350671				CLISA – Clínica de Santo Antônio, S.A.	.PRT	NIA	Lusíadas, SGPS, S.A.	Ownership	100.000	UnitedHealth Group Incorporated		
		.00000	98-1337968				CMO – Centro Médico de Oftalmologia S/S Ltda.	.BRA	NIA	Hospital Alvorada de Taguatinga Ltda.	Ownership	99.000	UnitedHealth Group Incorporated		
		.00000	98-1337968				CMO – Centro Médico de Oftalmologia S/S Ltda.	.BRA	NIA	Lotten-Eyes Oftalmologia Clinica e Cirurgica Ltda.	Ownership	1.000	UnitedHealth Group Incorporated		
		.00000	98-1277015				CMS – Central de Manipulação e Serviços Farmacêuticos S.A.	.BRA	NIA	Esho – Empresa de Serviços Hospitalares	Ownership	0.010	UnitedHealth Group Incorporated		
		.00000	98-1277015				CMS – Central de Manipulação e Serviços Farmacêuticos S.A.	.BRA	NIA	COI – Clínicas Oncológicas Integradas S.A.	Ownership	99.990	UnitedHealth Group Incorporated		
		.00000	56-2674371				Coachella Valley Physicians of PrimeCare, Inc.	.CA	NIA	PrimeCare of Riverside, Inc.	Ownership	100.000	UnitedHealth Group Incorporated		
		.00000	27-1193028				Coalition for Advanced Pharmacy Services, Inc.	.DE	NIA	OptumRx Home Delivery of Ohio, LLC	Ownership	0.116	UnitedHealth Group Incorporated		
		.00000	27-1193028				Coalition for Advanced Pharmacy Services, Inc.	.DE	NIA	OptumRx PBM of Maryland, LLC	Ownership	5.341	UnitedHealth Group Incorporated		
		.00000	27-1193028				Coalition for Advanced Pharmacy Services, Inc.	.DE	NIA	OptumRx Health Solutions, LLC	Ownership	93.266	UnitedHealth Group Incorporated		
		.00000	27-1193028				Coalition for Advanced Pharmacy Services, Inc.	.DE	NIA	Optum Hospice Pharmacy Services, LLC	Ownership	1.277	UnitedHealth Group Incorporated		
		.00000	33-0714414				Coastal Physicians Management, Inc.	.CA	NIA	OptumCare Management, LLC	Ownership	100.000	UnitedHealth Group Incorporated		
		.00000	98-1276040				COI – Clínicas Oncológicas Integradas S.A.	.BRA	NIA	Esho – Empresa de Serviços Hospitalares S.A.	Ownership	100.000	UnitedHealth Group Incorporated		
		.00000	27-2337616				Collaborative Care Holdings, LLC	.DE	NIA	OptumHealth Holdings, LLC	Ownership	100.000	UnitedHealth Group Incorporated		
		.00000	27-2337487				Collaborative Care Services, Inc.	.DE	NIA	Collaborative Care Holdings, LLC	Ownership	100.000	UnitedHealth Group Incorporated		
		.00000	45-2614005				Collaborative Realty, LLC	.NY	NIA	Collaborative Care Holdings, LLC	Ownership	100.000	UnitedHealth Group Incorporated		
		.00000					Colmedica Medicina Prepagada S.A.	.COL	NIA	Constructora Inmobiliaria Magapoq S.A.	Ownership	0.000	UnitedHealth Group Incorporated		
		.00000					Colmedica Medicina Prepagada S.A.	.COL	NIA	Banmedica S.A.	Ownership	76.270	UnitedHealth Group Incorporated		
		.00000	83-1529015				Colonial Outpatient Surgery Center, LLC	.FL	NIA	SCA-Colonial Partners, LLC	Ownership	53.000	UnitedHealth Group Incorporated		
		.00000	37-1636677				Colorado Innovative Physician Solutions, Inc.	.CO	NIA	OptumCare Colorado, LLC	Ownership	100.000	UnitedHealth Group Incorporated		
		.00000	84-1160450				Colorado Springs Surgery Center, Ltd.	.CO	NIA	SCA-Colorado Springs, LLC	Ownership	95.000	UnitedHealth Group Incorporated		
		.00000	11-3647007				Comfort Care Transportation, LLC	.TX	NIA	WellMed Medical Management, Inc.	Ownership	100.000	UnitedHealth Group Incorporated		
		.00000	46-3772241				Comfort Infusion, Inc.	.AL	NIA	Diplomat Pharmacy, Inc.	Ownership	100.000	UnitedHealth Group Incorporated		
		.00000	06-1592173				Connecticut Surgery Center, Limited Partnership	.CT	NIA	Surgical Care Affiliates, LLC	Ownership	1.500	UnitedHealth Group Incorporated		
		.00000	06-1592173				Connecticut Surgery Center, Limited Partnership	.CT	NIA	Connecticut Surgical Center, LLC	Ownership	51.000	UnitedHealth Group Incorporated		
		.00000	26-1313646				Connecticut Surgery Properties, LLC	.DE	NIA	SC Affiliates, LLC	Ownership	100.000	UnitedHealth Group Incorporated		
		.00000	06-1156342				Connecticut Surgical Center, LLC	.DE	NIA	Surgical Care Affiliates, LLC	Ownership	65.196	UnitedHealth Group Incorporated		
		.00000	46-0891463				ConnectYourCare, Inc.	.DE	NIA	OptumHealth Financial Services, Inc.	Ownership	100.000	UnitedHealth Group Incorporated		
		.00000	26-1274092				ConnectYourCare, LLC	.MD	NIA	ConnectYourCare, Inc.	Ownership	100.000	UnitedHealth Group Incorporated		
		.00000	98-1448720				Constructora Inmobiliaria Magapoq S.A.	.CHL	NIA	Banmedica S.A.	Ownership	99.900	UnitedHealth Group Incorporated		
		.00000	98-1448720				Constructora Inmobiliaria Magapoq S.A.	.CHL	NIA	Inmobiliaria Apoquindo 3600 Ltda.	Ownership	0.100	UnitedHealth Group Incorporated		
		.00000	20-0231080				Consumer WellIness Solutions, Inc.	.DE	NIA	Optum Services, Inc.	Ownership	100.000	UnitedHealth Group Incorporated		
		.00000	83-2599969				Cornell Surgicenter, LLC	.OR	NIA	Providence & SCA Off-Campus Holdings, LLC	Ownership	58.344	UnitedHealth Group Incorporated		2

41.5

ANNUAL STATEMENT FOR THE YEAR 2020 OF THE UnitedHealthcare Plan of the River Valley, Inc.

SCHEDULE Y
PART 1A - DETAIL OF INSURANCE HOLDING COMPANY SYSTEM

1	2	3	4	5	6	7	8	9	10	11	12	13	14	15	16
Group Code	Group Name	NAIC Company Code	ID Number	Federal RSSD	CIK	Name of Securities Exchange if Publicly Traded (U.S. or International)	Names of Parent, Subsidiaries Or Affiliates	Domi-ciliary Location	Relation-ship to Reporting Entity	Directly Controlled by (Name of Entity/Person)	Type of Control (Ownership, Board, Management, Attorney-in-Fact, Influence, Other)	If Control is Ownership Provide Percentage	Ultimate Controlling Entity(ies)/Person(s)	Is an SCA Filing Re-quired? (Y/N)	*
		.00000	20-2595593				Corpus Christi Endoscopy Center, L.L.P.	TX	NIA	SCA Pacific Holdings, Inc.	Ownership	18.500	UnitedHealth Group Incorporated		2
		.00000					Country Scan Ltda.	COL	NIA	Patrimonio Autónomo Nueva Clínica	Ownership	51.800	UnitedHealth Group Incorporated		
		.00000	52-2176762				Curaspan Health Group, Inc.	DE	NIA	naviHealth, Inc.	Ownership	100.000	UnitedHealth Group Incorporated		
		.00000	26-0080565				Cypress Care, Inc.	DE	NIA	Healthcare Solutions, Inc.	Ownership	100.000	UnitedHealth Group Incorporated		
		.00000	63-1263704				Danbury Surgical Center, L.P.	GA	NIA	SunSurgery, LLC	Ownership	1.094	UnitedHealth Group Incorporated		
		.00000	63-1263704				Danbury Surgical Center, L.P.	GA	NIA	SCA Danbury Surgical Center, LLC	Ownership	50.419	UnitedHealth Group Incorporated		
		.00000	81-5101448				David Moen, M.D. P.C.	NY	NIA	Physician(s) Owned	Influence	0.000	UnitedHealth Group Incorporated		1
		.00000	45-2380022				David R. Ferrell, M.D., P.C.	NV	NIA	Physician(s) Owned	Influence	0.000	UnitedHealth Group Incorporated		1
		.00000	11-2811353				Day-OP Center Of Long Island Inc.	NY	NIA	Physician(s) Owned	Influence	0.000	UnitedHealth Group Incorporated		1
		.00000	75-2790863				Day-Op Surgery Consulting Company, LLC	DE	NIA	ProHEALTH Medical Management, LLC	Ownership	100.000	UnitedHealth Group Incorporated		
		.00000	52-1811176				DBP Services of New York IPA, Inc.	NY	NIA	Dental Benefit Providers, Inc.	Ownership	100.000	UnitedHealth Group Incorporated		
		.00000					Dental Benefit Providers of California, Inc.								
.0707	UnitedHealth Group Incorporated	.00000	52-1452809				Dental Benefit Providers of Illinois, Inc.	CA	IA	Dental Benefit Providers, Inc.	Ownership	100.000	UnitedHealth Group Incorporated		
		.52053	36-4008355				Dental Benefit Providers of Illinois, Inc.	IL	IA	Dental Benefit Providers, Inc.	Ownership	100.000	UnitedHealth Group Incorporated		
		.00000	41-2014834				Dental Benefit Providers, Inc.	DE	NIA	United HealthCare Services, Inc.	Ownership	100.000	UnitedHealth Group Incorporated		
		.00000					Denton Endoscopy Surgery Center, LLC	TX	NIA	Surgical Care Affiliates, LLC	Influence	1.000	UnitedHealth Group Incorporated		
		.00000	47-0926556				Denton Surgery Center, LLC	TX	NIA	Surgical Care Affiliates, LLC	Influence	64.000	UnitedHealth Group Incorporated		
		.00000	82-1436601				Derry Surgical Center, LLC	NH	NIA	SCA-Derry, LLC	Ownership	70.000	UnitedHealth Group Incorporated		
		.00000	98-1460401				Diagnóstico Ecotomográfico Centromed Ltda.	CHL	NIA	Administradora Médica Centromed S.A.	Ownership	50.000	UnitedHealth Group Incorporated		
		.00000	98-1460347				Diasnóstico por Imágenes Centromed Ltda.	CHL	NIA	Centromed Quilpué S.A.	Ownership	6.660	UnitedHealth Group Incorporated		
		.00000	98-1460347				Diasnóstico por Imágenes Centromed Ltda.	CHL	NIA	Administradora Médica Centromed S.A.	Ownership	93.340	UnitedHealth Group Incorporated		
		.00000	33-0292435				Digestive Disease Center, L.P.	CA	NIA	Beach Surgical Holdings LLC	Ownership	51.000	UnitedHealth Group Incorporated		2
		.00000					Dilab Medicina Nuclear Ltda.	BRA	NIA	Esho – Empresa de Serviços Hospitalares S.A.	Ownership	95.000	UnitedHealth Group Incorporated		
		.00000	27-4022876				Diplomat Blocker, Inc.	DE	NIA	Diplomat Pharmacy, Inc.	Ownership	100.000	UnitedHealth Group Incorporated		
		.00000	38-3453193				Diplomat Corporate Properties, LLC	MI	NIA	Diplomat Pharmacy, Inc.	Ownership	100.000	UnitedHealth Group Incorporated		
		.00000	38-2063100				Diplomat Pharmacy, Inc.	MI	NIA	OptumRx Holdings, LLC	Ownership	100.000	UnitedHealth Group Incorporated		
		.00000					Diplomat Specialty Pharmacy Great Lakes Distribution Center, LLC	MI	NIA	Diplomat Pharmacy, Inc.	Ownership	100.000	UnitedHealth Group Incorporated		
		.00000	20-8576702				Diplomat Specialty Pharmacy of Boothwyn, LLC			Diplomat Specialty Pharmacy of Philadelphia, LLC	Ownership	100.000	UnitedHealth Group Incorporated		
		.00000	46-1891272				Diplomat Specialty Pharmacy of Chicago, LLC	PA	NIA	Diplomat Pharmacy, Inc.	Ownership	100.000	UnitedHealth Group Incorporated		
		.00000	20-3855530				Diplomat Specialty Pharmacy of Ft. Lauderdale, LLC	MI	NIA	Diplomat Pharmacy, Inc.	Ownership	100.000	UnitedHealth Group Incorporated		
		.00000	26-0146551				Diplomat Specialty Pharmacy of Los Angeles County, LLC	MI	NIA	Diplomat Pharmacy, Inc.	Ownership	100.000	UnitedHealth Group Incorporated		
		.00000					Diplomat Specialty Pharmacy of Philadelphia, LLC	CA	NIA	Diplomat Pharmacy, Inc.	Ownership	100.000	UnitedHealth Group Incorporated		
		.00000	23-3102454				Diplomat Specialty Pharmacy of Phoenix, LLC	PA	NIA	Diplomat Pharmacy, Inc.	Ownership	100.000	UnitedHealth Group Incorporated		
		.00000	83-1252892				Distance Learning Network, Inc.	MI	NIA	Diplomat Pharmacy, Inc.	Ownership	100.000	UnitedHealth Group Incorporated		
		.00000	30-0238641				divvyMED, LLC	DE	NIA	OptumHealth Holdings, LLC	Ownership	100.000	UnitedHealth Group Incorporated		
		.00000	47-2415159				Doctor + S.A.C.	DE	NIA	Penzo Enterprises, LLC	Ownership	100.000	UnitedHealth Group Incorporated		
		.00000					Dry Creek Surgery Center, LLC	PER	NIA	Pacifico S.A. Entidad Prestadora de Salud EPS	Ownership	100.000	UnitedHealth Group Incorporated		
		.00000	82-5264853				DSP Flint Real Estate, LLC	CO	NIA	SCA-Dry Creek, LLC	Ownership	58.627	UnitedHealth Group Incorporated		
		.00000	27-2176462				DSP-Building C, LLC	MI	NIA	Diplomat Pharmacy, Inc.	Ownership	100.000	UnitedHealth Group Incorporated		
		.00000	27-2499399				DTC Surgery Center, LLC	MI	NIA	Diplomat Pharmacy, Inc.	Ownership	100.000	UnitedHealth Group Incorporated		
		.00000	82-5181311				Dublin Surgery Center, LLC	CO	NIA	SCA-Denver Physicians Holdings, LLC	Ownership	100.000	UnitedHealth Group Incorporated		
		.00000	27-2103713				Duncan Printing Services LLC	OH	NIA	SCA-Dublin, LLC	Ownership	62.963	UnitedHealth Group Incorporated		
		.00000	04-3106404				Durable Medical Equipment, Inc.	SC	NIA	UnitedHealthcare Insurance Company	Ownership	100.000	UnitedHealth Group Incorporated		
		.00000	59-3625966				DWIC of Tampa Bay, Inc.	MA	NIA	Reliant Medical Group, Inc.	Ownership	95.000	UnitedHealth Group Incorporated		1
		.00000	59-3705426				E Street Endoscopy, LLC	FL	NIA	MedExpress Development, LLC	Ownership	100.000	UnitedHealth Group Incorporated		
		.00000	95-4660712				Ear Professionals International Corporation	FL	NIA	West Coast Endoscopy Holdings, LLC	Ownership	51.000	UnitedHealth Group Incorporated		
		.00000	02-0593133				East Brunswick Surgery Center, LLC	DE	NIA	Specialty Benefits, LLC	Ownership	100.000	UnitedHealth Group Incorporated		
		.00000						NJ	NIA	ASC Holdings of New Jersey, LLC	Ownership	51.000	UnitedHealth Group Incorporated		

ANNUAL STATEMENT FOR THE YEAR 2020 OF THE UnitedHealthcare Plan of the River Valley, Inc.

SCHEDULE Y
PART 1A - DETAIL OF INSURANCE HOLDING COMPANY SYSTEM

1	2	3	4	5	6	7	8	9	10	11	12	13	14	15	16
Group Code	Group Name	NAIC Company Code	ID Number	Federal RSSD	CIK	Name of Securities Exchange if Publicly Traded (U.S. or International)	Names of Parent, Subsidiaries Or Affiliates	Domiciliary Location	Relationship to Reporting Entity	Directly Controlled by (Name of Entity/Person)	Type of Control (Ownership, Board, Management, Attorney-in-Fact, Influence, Other)	If Control is Ownership Provide Percentage	Ultimate Controlling Entity(ies)/Person(s)	Is an SCA Filing Required? (Y/N)	*
		.0000	71-0923682				eCode Solutions, LLC	DE	NIA	Surgical Care Affiliates, LLC	Ownership	100.000	UnitedHealth Group Incorporated		
		.0000	84-1162764				Electronic Network Systems, Inc.	DE	NIA	Optum360 Solutions, LLC	Ownership	100.000	UnitedHealth Group Incorporated		
		.0000	98-1339173				Eual Participações S.A.	BRA	NIA	Esho – Empresa de Serviços Hospitalares S.A.	Ownership	39.996	UnitedHealth Group Incorporated		
		.0000	98-1339173				Eual Participações S.A.	BRA	NIA	Amil Assistência Médica Internacional S.A.	Ownership	60.004	UnitedHealth Group Incorporated		
		.0000					EM Orange Tree LLC	CA	NIA	EPIC Management Services, LLC	Ownership	100.000	UnitedHealth Group Incorporated		
		.0000	26-2195068				Empire Physician Management Company, LLC	CA	NIA	North American Medical Management California, Inc.	Ownership	100.000	UnitedHealth Group Incorporated		
		.0000	33-0181426				Empire Physicians' Medical Group, Inc.	CA	NIA	NAIM Medical Group Holdings, Inc.	Ownership	100.000	UnitedHealth Group Incorporated		
		.0000	26-4682368				Employers' Health Choice PPO, Inc.	AR	NIA	HealthScope Benefits, Inc.	Ownership	50.000	UnitedHealth Group Incorporated		1
		.0000					Empremédica S. A.	PER	NIA	Banmedica S.A.	Ownership	100.000	UnitedHealth Group Incorporated		
		.0000	77-0317478				Endoscopy Center Affiliates, Inc.	DE	NIA	National Surgery Centers, LLC	Ownership	100.000	UnitedHealth Group Incorporated		
.0707	UnitedHealth Group Incorporated	.89087	75-1617708				Enterprise Life Insurance Company	TX	IA	Freedom Life Insurance Company of America	Ownership	100.000	UnitedHealth Group Incorporated		
		.0000					EP Campus I, LLC	DE	NIA	UnitedHealthcare Insurance Company	Ownership	100.000	UnitedHealth Group Incorporated		
		.0000	27-2767291				EPIC Health Plan	CA	NIA	EPIC Management Services, LLC	Ownership	100.000	UnitedHealth Group Incorporated		
		.0000	33-0654147				EPIC Management Services, LLC	DE	NIA	Collaborative Care Holdings, LLC	Ownership	100.000	UnitedHealth Group Incorporated		
		.0000	81-0732646				Equian Parent Corp.	DE	NIA	OptumInsight, Inc.	Ownership	100.000	UnitedHealth Group Incorporated		
		.0000	27-0083277				Equian, LLC	IN	NIA	Equian Parent Corp.	Ownership	100.000	UnitedHealth Group Incorporated		
		.0000					Esho – Empresa de Serviços Hospitalares S.A.	BRA	NIA	Amil Assistência Médica Internacional S.A.	Ownership	99.700	UnitedHealth Group Incorporated		
		.0000	98-1122399				Etho – Empresa de Tecnologia Hospitalar Ltda.	BRA	NIA	Amil Assistência Médica Internacional S.A.	Ownership	90.062	UnitedHealth Group Incorporated		
		.0000	81-1070402				Everett MSO, Inc.	WA	NIA	OptumCare Holdings, LLC	Ownership	100.000	UnitedHealth Group Incorporated		
		.0000	81-1625636				Everett Physicians, Inc. P.S.	WA	NIA	Physician(s) Owned	Influence	0.000	UnitedHealth Group Incorporated		1
		.0000	20-0087132				Excelsior Insurance Brokerage, Inc.	DE	NIA	HealthMarkets Insurance Agency, Inc.	Ownership	100.000	UnitedHealth Group Incorporated		
		.0000	11-3669765				Executive Health Resources, Inc.	PA	NIA	Optum360 Solutions, LLC	Ownership	100.000	UnitedHealth Group Incorporated		
		.0000	30-0701899				Executive Surgery Center, L.L.C.	TX	NIA	SCA-Houston Executive, LLC	Ownership	56.966	UnitedHealth Group Incorporated		
		.0000	98-1259260				Exploration for Mine Clearance LLC	JRQ	NIA	UnitedHealthcare Global Medical (UK) Limited	Ownership	100.000	UnitedHealth Group Incorporated		
		.0000					Eye Clinic Oftalmologia Clínica Cirúrgica e Diagnóstico Ltda.	BRA	NIA	Hospital Alvorada de Taguatinga Ltda.	Ownership	100.000	UnitedHealth Group Incorporated		
		.0000	88-0223385				Family Health Care Services	NV	NIA	Sierra Health Services, Inc.	Ownership	100.000	UnitedHealth Group Incorporated		
		.0000	88-0257036				Family Home Hospice, Inc.	NV	NIA	Sierra Health Services, Inc.	Ownership	100.000	UnitedHealth Group Incorporated		
		.0000	85-2966587				First Family Insurance, LLC	DE	NIA	Golden Rule Financial Corporation	Ownership	100.000	UnitedHealth Group Incorporated		
		.0000	47-2066485				First Hill Surgery Center, LLC	WA	NIA	Physician(s) Owned	Influence	0.000	UnitedHealth Group Incorporated		1
		.0000	62-1551098				Florence Surgery Center, L.P.	TN	NIA	SCA-Florence, LLC	Ownership	20.000	UnitedHealth Group Incorporated		2
		.0000	35-2456267				FMG Holdings, LLC	DE	NIA	Hygeia Corporation	Ownership	1.296	UnitedHealth Group Incorporated		
		.0000	35-2456267				FMG Holdings, LLC	DE	NIA	UnitedHealth Group Incorporated	Ownership	98.704	UnitedHealth Group Incorporated		
		.0000	11-2142060				Focus Rx Inc.	NY	NIA	Diplomat Pharmacy, Inc.	Ownership	100.000	UnitedHealth Group Incorporated		
		.0000	46-3275933				Focus Rx Pharmacy Services Inc.	NY	NIA	Diplomat Pharmacy, Inc.	Ownership	100.000	UnitedHealth Group Incorporated		
		.0000	86-0908902				For Health of Arizona, Inc.	AZ	NIA	For Health, Inc.	Ownership	100.000	UnitedHealth Group Incorporated		
		.0000	33-0766617				For Health, Inc.	DE	NIA	Inspiris, Inc.	Ownership	100.000	UnitedHealth Group Incorporated		
		.0000	77-0368346				Fort Worth Endoscopy Centers, LLC	TX	NIA	Surgical Care Affiliates, LLC	Influence	51.000	UnitedHealth Group Incorporated		
		.0000	86-0901608				Fortified Provider Network, Inc.	AZ	NIA	Equian Parent Corp.	Ownership	100.000	UnitedHealth Group Incorporated		
		.0000					Fortify Technologies Asia, LLC	PHL	NIA	Optum Labs, LLC	Ownership	99.990	UnitedHealth Group Incorporated		
		.0000	27-0695411				Fortify Technologies, LLC	MN	NIA	Optum Labs, LLC	Ownership	100.000	UnitedHealth Group Incorporated		
		.0000	75-2193766				Foundation Financial Services, Inc.	NV	NIA	USHEALTH Group, Inc.	Ownership	100.000	UnitedHealth Group Incorporated		
		.0000	20-4647560				Foundation Surgery Affiliate General of Huntingdon Valley, LLC	OK	NIA	Virtua-SCA Holdings II, LLC	Ownership	55.000	UnitedHealth Group Incorporated		2
		.0000	68-0499495				Foundation Surgery Affiliate of Huntingdon Valley, L.P.	OK	NIA	Virtua-SCA Holdings II, LLC	Ownership	54.450	UnitedHealth Group Incorporated		2
		.0000	20-3412606				Franklin Surgical Center LLC	NJ	NIA	SCA-Franklin, LLC	Ownership	51.626	UnitedHealth Group Incorporated		
.0707	UnitedHealth Group Incorporated	.62324	61-1096685				Freedom Life Insurance Company of America	TX	IA	USHEALTH Group, Inc.	Ownership	100.000	UnitedHealth Group Incorporated		

ANNUAL STATEMENT FOR THE YEAR 2020 OF THE UnitedHealthcare Plan of the River Valley, Inc.

SCHEDULE Y
PART 1A - DETAIL OF INSURANCE HOLDING COMPANY SYSTEM

1	2	3	4	5	6	7	8	9	10	11	12	13	14	15	16
Group Code	Group Name	NAIC Company Code	ID Number	Federal RSSD	CIK	Name of Securities Exchange if Publicly Traded (U.S. or International)	Names of Parent, Subsidiaries Or Affiliates	Domi-ciliary Location	Relation-ship to Reporting Entity	Directly Controlled by (Name of Entity/Person)	Type of Control (Ownership, Board, Management, Attorney-in-Fact, Influence, Other)	If Control is Ownership Provide Percentage	Ultimate Controlling Entity(ies)/Person(s)	Is an SCA Filing Re-quired? (Y/N)	*
		.00000	82-3453993				Freeway Surgicenter of Houston, LLC	TX	NIA	SCA-Freeway Holdings, LLC	Ownership	59.322	UnitedHealth Group Incorporated		
		.00000	98-1172769				Frontier Medex Tanzania Limited	TZA	NIA	UnitedHealthcare Global Medical (UK) Limited	Ownership	99.000	UnitedHealth Group Incorporated		
		.00000	68-0679514				FrontierMEDEX (RMS), Inc.	DE	NIA	FMG Holdings, LLC	Ownership	100.000	UnitedHealth Group Incorporated		
		.00000	45-5339512				FrontierMEDEX Government Services, LLC	DE	NIA	FMG Holdings, LLC	Ownership	100.000	UnitedHealth Group Incorporated		
		.00000	98-1147103				FrontierMEDEX Kenya Limited	KEN	NIA	UnitedHealthcare Global Medical (UK) Limited	Ownership	99.900	UnitedHealth Group Incorporated		
		.00000	98-1147103				FrontierMEDEX Kenya Limited	KEN	NIA	UnitedHealthcare International I B.V. UnitedHealthcare Global Medical (UK) Limited	Ownership	0.100	UnitedHealth Group Incorporated		
		.00000	98-1101521				FrontierMEDEX Limited	IRQ	NIA	Limited	Ownership	100.000	UnitedHealth Group Incorporated		
		.00000	33-1219808				FrontierMEDEX US, Inc.	DE	NIA	UnitedHealth Group Incorporated	Ownership	75.387	UnitedHealth Group Incorporated		
		.00000	33-1219808				FrontierMEDEX US, Inc.	DE	NIA	FMG Holdings, LLC	Ownership	24.613	UnitedHealth Group Incorporated		
		.00000	52-2230470				FrontierMEDEX, Inc.	MIN	NIA	FrontierMEDEX US, Inc.	Ownership	100.000	UnitedHealth Group Incorporated		
		.00000					Fundación Barmédica	CHL	NIA	Barmédica S.A.	Ownership	100.000	UnitedHealth Group Incorporated		
		.00000	63-0833765				Gadsden Surgery Center, LLC	DE	NIA	SC Affiliates, LLC	Ownership	100.000	UnitedHealth Group Incorporated		
		.00000	62-1488653				Gadsden Surgery Center, Ltd.	AL	NIA	Gadsden Surgery Center, LLC	Ownership	58.500	UnitedHealth Group Incorporated		
		.00000	27-0556097				Genoa Healthcare LLC	PA	NIA	Specialized Pharmaceuticals, Inc.	Ownership	100.000	UnitedHealth Group Incorporated		
		.00000	47-3851949				Genoa Healthcare, Inc.	DE	NIA	OptumRx Holdings, LLC	Ownership	100.000	UnitedHealth Group Incorporated		
		.00000	20-5009764				Genoa of Arkansas, LLC	AR	NIA	Genoa Healthcare LLC	Ownership	100.000	UnitedHealth Group Incorporated		
		.00000					Genoa Technology (Canada) Inc.	CAN	NIA	Genoa Technology, Inc.	Ownership	100.000	UnitedHealth Group Incorporated		
		.00000	38-4034308				Genoa Technology, Inc.	DE	NIA	Genoa Healthcare LLC	Ownership	100.000	UnitedHealth Group Incorporated		
		.00000	45-3010132				Genoa Telepsychiatry, Inc.	DE	NIA	Genoa Healthcare LLC	Ownership	100.000	UnitedHealth Group Incorporated		
		.00000	81-4703295				Genoa, Ool Wholesale, LLC	DE	NIA	Genoa Healthcare LLC	Ownership	100.000	UnitedHealth Group Incorporated		
		.00000	37-0920164				gethealthinsurance.com Agency Inc.	IN	NIA	Golden Rule Financial Corporation	Ownership	100.000	UnitedHealth Group Incorporated		
		.00000	65-1025514				Gladiolus Surgery Center, L.L.C.	FL	NIA	SCA-Gladiolus, LLC	Ownership	49.827	UnitedHealth Group Incorporated		2
		.00000	47-3495605				GLBESC, LLC	DE	NIA	Beach Surgical Holdings LLC	Ownership	51.282	UnitedHealth Group Incorporated		2
		.00000	33-0595220				Glenwood Surgical Center, L.P.	CA	NIA	SCA-Glenwood Holdings, LLC	Ownership	56.730	UnitedHealth Group Incorporated		
		.00000	62-1601450				Glenwood-SC, Inc.	TN	NIA	SC Affiliates, LLC	Ownership	100.000	UnitedHealth Group Incorporated		
		.00000	20-3420886				Golden Outlook, Inc.	CA	NIA	Golden Rule Financial Corporation	Ownership	100.000	UnitedHealth Group Incorporated		
		.00000	37-0855360				Golden Rule Financial Corporation	DE	NIA	UnitedHealth Group Incorporated	Ownership	100.000	UnitedHealth Group Incorporated		
.0707	UnitedHealth Group Incorporated	.62286	37-6028756	3057283			Golden Rule Insurance Company	IN	IA	Golden Rule Financial Corporation	Ownership	100.000	UnitedHealth Group Incorporated		
		.00000	33-0529450				Golden Triangle Surgicenter, L.P.	CA	NIA	Surgery Centers-West Holdings, LLC	Ownership	54.000	UnitedHealth Group Incorporated		
		.00000	52-1597483				Grandview Surgery Center, LTD.	PA	NIA	Camp Hill Ambulatory Centers	Ownership	41.993	UnitedHealth Group Incorporated		2
		.00000	93-1237063				Grants Pass Surgery Center, LLC	OR	NIA	SCA-Grants Pass, LLC	Ownership	51.000	UnitedHealth Group Incorporated		
		.00000					Grapevine Finance LLC	DE	NIA	HealthMarkets, LLC	Ownership	100.000	UnitedHealth Group Incorporated		
		.00000	27-2337725				Greater Phoenix Collaborative Care, P.C.	AZ	NIA	Collaborative Care Holdings, LLC	Ownership	100.000	UnitedHealth Group Incorporated		1
		.00000	36-4053840				Greensboro Specialty Surgery Center, LLC	NC	NIA	NSC Greensboro West, LLC	Ownership	50.100	UnitedHealth Group Incorporated		2
		.00000	74-2411643				Greenville Surgery Center, LLC	TX	NIA	Surgical Care Affiliates, LLC	Influence	57.500	UnitedHealth Group Incorporated		
		.00000	85-3346468				Greenway Surgical Suites, LLC	MIN	NIA	SCA Greenway Holdings, LLC	Ownership	100.000	UnitedHealth Group Incorporated		2
		.00000	33-0749339				Grossmont Surgery Center, L.P.	CA	NIA	SunSurgery, LLC	Ownership	1.000	UnitedHealth Group Incorporated		2
		.00000	33-0749339				Grossmont Surgery Center, L.P.	CA	NIA	Medical Surgical Centers of America, Inc.	Ownership	33.645	UnitedHealth Group Incorporated		2
		.00000	01-0619096				Grove Place Surgery Center, L.L.C.	FL	NIA	SCA-Grove Place, LLC	Ownership	70.715	UnitedHealth Group Incorporated		
		.00000	26-1227494				H.I. Investments Holding Company, LLC	DE	NIA	Health Inventures, LLC	Ownership	100.000	UnitedHealth Group Incorporated		
		.00000	98-0213198				H&W Indemnity (SPC), Ltd.	CYM	NIA	UnitedHealth Group Incorporated	Ownership	100.000	UnitedHealth Group Incorporated		
.0707	UnitedHealth Group Incorporated	.79480	35-1279304				Harken Health Insurance Company	WI	IA	UnitedHealthcare, Inc.	Ownership	100.000	UnitedHealth Group Incorporated		
		.00000	58-2065044				Hawthorn Place Outpatient Surgery Center, L.P.	GA	NIA	SHC Hawthorn, Inc.	Ownership	38.000	UnitedHealth Group Incorporated		2
		.00000	85-2037257				Hays JV Partners, LLC	TX	NIA	SCA Hays Holdings, LLC	Ownership	31.373	UnitedHealth Group Incorporated		2
		.00000	27-4579547				Hays Surgery Center, LLC	TX	NIA	SCA Hays Holdings, LLC	Ownership	9.000	UnitedHealth Group Incorporated		
		.00000	27-4579547				Hays Surgery Center, LLC	TX	NIA	Hays JV Partners, LLC	Ownership	51.000	UnitedHealth Group Incorporated		
		.00000					hCentive Technology India Private Limited	IND	NIA	hCentive, Inc.	Ownership	99.900	UnitedHealth Group Incorporated		
		.00000					hCentive Technology India Private Limited	IND	NIA	UnitedHealth International, Inc.	Ownership	0.010	UnitedHealth Group Incorporated		
		.00000	27-0549481				hCentive, Inc.	DE	NIA	Optum Government Solutions, Inc.	Ownership	100.000	UnitedHealth Group Incorporated		
		.00000	45-3007213				HCP ACO California, LLC	CA	NIA	OptumCare Management, LLC	Ownership	100.000	UnitedHealth Group Incorporated		

SCHEDULE Y
PART 1A - DETAIL OF INSURANCE HOLDING COMPANY SYSTEM

1	2	3	4	5	6	7	8	9	10	11	12	13	14	15	16
Group Code	Group Name	NAIC Company Code	ID Number	Federal RSSD	CIK	Name of Securities Exchange if Publicly Traded (U.S. or International)	Names of Parent, Subsidiaries Or Affiliates	Domiciliary Location	Relationship to Reporting Entity	Directly Controlled by (Name of Entity/Person)	Type of Control (Ownership, Board, Management, Attorney-in-Fact, Influence, Other)	If Control is Ownership Provide Percentage	Ultimate Controlling Entity(ies)/Person(s)	Is an SCA Filing Required? (Y/N)	*
0707	UnitedHealth Group Incorporated	00000	33-0673883				Health Care-ONE Insurance Agency, Inc.	CA	NIA	USHEALTH Career Agency, Inc.	Ownership	50.000	UnitedHealth Group Incorporated		
		00000	20-5944768				Health Inventures Employment Solutions, LLC	DE	NIA	Health Inventures, LLC	Ownership	100.000	UnitedHealth Group Incorporated		
		00000	04-3723090				Health Inventures, LLC	DE	NIA	SC Affiliates, LLC	Ownership	100.000	UnitedHealth Group Incorporated		
		96342	88-0201035				Health Plan of Nevada, Inc.	NV	IA	Sierra Health Services, Inc.	Ownership	100.000	UnitedHealth Group Incorporated		
		00000	95-4526112				HealthCare Partners Affiliates Medical Group	CA	NIA	HealthCare Partners Associates Medical Group, P.C.	Ownership	100.000	UnitedHealth Group Incorporated		1
		00000	26-4247365				HealthCare Partners ASC-HB, LLC	CA	NIA	Talbert Medical Group, P.C.	Ownership	100.000	UnitedHealth Group Incorporated		1
		00000	95-4628842				HealthCare Partners ASC-LB, LLC	CA	NIA	HealthCare Partners Associates Medical Group, P.C.	Ownership	1.000	UnitedHealth Group Incorporated		
		00000	95-4628842				HealthCare Partners ASC-LB, LLC	CA	NIA	OptumCare Management, LLC	Ownership	99.000	UnitedHealth Group Incorporated		
		00000	45-5273760				HealthCare Partners Associates Medical Group, P.C.	CA	NIA	Physician(s) Owned	Influence	0.000	UnitedHealth Group Incorporated		1
		00000	47-5274363				HealthCare Partners Management Services California, LLC	DE	NIA	OptumCare Management, LLC	Ownership	100.000	UnitedHealth Group Incorporated		
0707	UnitedHealth Group Incorporated	00000	95-4340584				HealthCare Partners Medical Group, P.C.	CA	NIA	Physician(s) Owned	Influence	0.000	UnitedHealth Group Incorporated		1
		00000	81-1080535				HealthCare Partners RE, LLC	DE	NIA	OptumCare Holdings, LLC	Ownership	100.000	UnitedHealth Group Incorporated		
		00000	77-0693060				Healthcare Solutions, Inc.	DE	NIA	OptumRx Administrative Services, LLC	Ownership	100.000	UnitedHealth Group Incorporated		
		00000	20-3349887				HealthEast Surgery Center-Maplewood, LLC	MN	NIA	H.I. Investments Holding Company, LLC	Ownership	25.139	UnitedHealth Group Incorporated		2
		00000	47-2570595				HealthFirst IPA, Inc.	CO	NIA	New West Physicians, Inc.	Ownership	100.000	UnitedHealth Group Incorporated		
		00000	27-0277771				HealthMarkets Group, Inc.	DE	NIA	HealthMarkets, LLC	Ownership	100.000	UnitedHealth Group Incorporated		
		00000	46-1131431				HealthMarkets Insurance Agency, Inc.	DE	NIA	HealthMarkets Group, Inc.	Ownership	100.000	UnitedHealth Group Incorporated		
		00000	75-2044750	4346649			HealthMarkets Services, Inc.	DE	NIA	HealthMarkets Group, Inc.	Ownership	100.000	UnitedHealth Group Incorporated		
		00000	83-2329503				HealthMarkets, Inc.	DE	NIA	Golden Rule Financial Corporation	Ownership	100.000	UnitedHealth Group Incorporated		
		00000	45-2548158				Healthplex America, LLC	FL	NIA	Marlin Holding Company LLC	Ownership	100.000	UnitedHealth Group Incorporated		
0707	UnitedHealth Group Incorporated	00000	11-3554436				Healthplex Dental Services, Inc.	FL	NIA	Healthplex, Inc.	Ownership	100.000	UnitedHealth Group Incorporated		
		11172	11-3469326				Healthplex I.P.A., Inc.	NY	NIA	Healthplex, Inc.	Ownership	100.000	UnitedHealth Group Incorporated		
		00000	20-8992255				Healthplex Insurance Company	NY	IA	Healthplex, Inc.	Ownership	100.000	UnitedHealth Group Incorporated		
		00000	20-5644765				Healthplex of CT, Inc.	CT	NIA	Healthplex, Inc.	Ownership	100.000	UnitedHealth Group Incorporated		
		00000	61-1619762				Healthplex of DC, Inc.	DC	NIA	Healthplex, Inc.	Ownership	100.000	UnitedHealth Group Incorporated		
		00000	20-5644779				Healthplex of GA, Inc.	GA	NIA	Healthplex, Inc.	Ownership	100.000	UnitedHealth Group Incorporated		
		00000	32-0572262				Healthplex of MD, Inc.	MD	NIA	Healthplex, Inc.	Ownership	100.000	UnitedHealth Group Incorporated		
		00000	35-2633905				Healthplex of ME, Inc.	ME	NIA	Healthplex, Inc.	Ownership	100.000	UnitedHealth Group Incorporated		
		00000	20-5343824				Healthplex of NC, Inc.	NC	NIA	Healthplex, Inc.	Ownership	100.000	UnitedHealth Group Incorporated		
		12830	45-0705334				Healthplex of NJ, Inc.	NJ	IA	Healthplex, Inc.	Ownership	100.000	UnitedHealth Group Incorporated		
0707	UnitedHealth Group Incorporated	00000	11-2714365				Healthplex of TX, Inc.	TX	NIA	Healthplex, Inc.	Ownership	100.000	UnitedHealth Group Incorporated		
		00000	71-0847266				Healthplex, Inc.	NY	NIA	Healthplex America, LLC	Ownership	100.000	UnitedHealth Group Incorporated		
		00000	47-1409110				HealthScope Benefits, Inc.	DE	NIA	HealthSCOPE Holdings, Inc.	Ownership	100.000	UnitedHealth Group Incorporated		
		00000	83-2722254				HealthSCOPE Holdings, Inc.	DE	NIA	UMR, Inc.	Ownership	100.000	UnitedHealth Group Incorporated		
		00000	98-1443161				Heartland Heart and Vascular, LLC	DE	NIA	SCA Heartland Holdings, LLC	Ownership	80.000	UnitedHealth Group Incorporated		
		00000	98-1443161				Help S.A.	CHL	NIA	Saden S.A.	Ownership	0.000	UnitedHealth Group Incorporated		
		00000	98-1443161				Help S.A.	CHL	NIA	Banmedica S.A.	Ownership	100.000	UnitedHealth Group Incorporated		
		00000	98-1443161				Help Service S.A.	CHL	NIA	Banmedica S.A.	Ownership	100.000	UnitedHealth Group Incorporated		
		00000	98-1443161				Help Service S.A.	CHL	NIA	Saden S.A.	Ownership	0.000	UnitedHealth Group Incorporated		
		00000	98-1443161				Help Service S.A.	CHL	NIA	Saden S.A.	Ownership	0.000	UnitedHealth Group Incorporated		
0707	UnitedHealth Group Incorporated	00000	46-5291602				Hemonefro – Hemodiálise e Nefrologia Ltda	BRA	NIA	S.A.	Ownership	32.420	UnitedHealth Group Incorporated		2
		00000	84-1472832				HFFS-SCA Holdings, LLC	MI	NIA	SC Affiliates, LLC	Ownership	49.000	UnitedHealth Group Incorporated		2
		00000	98-1452260				Highlands Ranch Healthcare, LLC	CO	NIA	Urgent Care MSO, LLC	Ownership	100.000	UnitedHealth Group Incorporated		
		00000	98-1452260				Home Medical S.A.	CHL	NIA	Saden S.A.	Ownership	0.002	UnitedHealth Group Incorporated		
		00000	98-1452260				Home Medical S.A.	CHL	NIA	Help S.A.	Ownership	99.998	UnitedHealth Group Incorporated		
		00000	81-0884465				Homecare Dimensions of Florida, Inc.	TX	NIA	WellMed Networks, Inc.	Ownership	100.000	UnitedHealth Group Incorporated		1
		00000	74-2758644				Homecare Dimensions, Inc.	TX	NIA	WellMed Networks, Inc.	Ownership	100.000	UnitedHealth Group Incorporated		1
		00000	20-8910978				Hospice Inspiris Holdings, Inc.	TN	NIA	Inspiris, Inc.	Ownership	100.000	UnitedHealth Group Incorporated		
		00000	98-1286038				Hospitals Associados de Pernambuco Ltda.	BRA	NIA	Hospital Alvorada de Taguatinga Ltda.	Ownership	0.000	UnitedHealth Group Incorporated		

ANNUAL STATEMENT FOR THE YEAR 2020 OF THE UnitedHealthcare Plan of the River Valley, Inc.

SCHEDULE Y
PART 1A - DETAIL OF INSURANCE HOLDING COMPANY SYSTEM

1	2	3	4	5	6	7	8	9	10	11	12	13	14	15	16
Group Code	Group Name	NAIC Company Code	ID Number	Federal RSSD	CIK	Name of Securities Exchange if Publicly Traded (U.S. or International)	Names of Parent, Subsidiaries Or Affiliates	Domi-ciliary Location	Relation-ship to Reporting Entity	Directly Controlled by (Name of Entity/Person)	Type of Control (Ownership, Board, Management, Attorney-in-Fact, Influence, Other)	If Control is Ownership Provide Percentage	Ultimate Controlling Entity(ies)/Person(s)	Is an SCA Filing Re-quired? (Y/N)	*
		.0000	98-1286038				Hospitais Associados de Pernambuco Ltda.	.BRA	.NIA	Esho – Empresa de Serviços Hospitalares S.A.	Ownership	100.000	UnitedHealth Group Incorporated		
		.0000					Hospital Alvorada de Taguatinga Ltda.	.BRA	.NIA	Bosque Medical Center Ltda.	Ownership	7.606	UnitedHealth Group Incorporated		
		.0000					Hospital Alvorada de Taguatinga Ltda.	.BRA	.NIA	Esho – Empresa de Serviços Hospitalares S.A.	Ownership	8.278	UnitedHealth Group Incorporated		
		.0000					Hospital Alvorada de Taguatinga Ltda.	.BRA	.NIA	Anil Assistência Médica Internacional S.A.	Ownership	84.116	UnitedHealth Group Incorporated		
		.0000	98-1389272				Hospital Ana Costa S.A.	.BRA	.NIA	Piano de Saúde Ana Costa Ltda.	Ownership	48.168	UnitedHealth Group Incorporated		
		.0000	98-1389272				Hospital Ana Costa S.A.	.BRA	.NIA	Hospital Alvorada de Taguatinga Ltda.	Ownership	51.786	UnitedHealth Group Incorporated		
		.0000	98-1310065				Hospital de Clínicas de Jacarepaguá Ltda.	.BRA	.NIA	Esho – Empresa de Serviços Hospitalares S.A.	Ownership	100.000	UnitedHealth Group Incorporated		
		.0000	98-1310065				Hospital de Clínicas de Jacarepaguá Ltda.	.BRA	.NIA	Cemed Care – Empresa de Atendimento Clínico Geral Ltda.	Ownership	0.000	UnitedHealth Group Incorporated		
		.0000	98-1332673				Hospital Santa Helena S.A.	.BRA	.NIA	Esho – Empresa de Serviços Hospitalares S.A.	Ownership	49.662	UnitedHealth Group Incorporated		
		.0000	98-1332673				Hospital Santa Helena S.A.	.BRA	.NIA	Elual Participações S.A.	Ownership	49.437	UnitedHealth Group Incorporated		
		.0000	26-2912304				Humedica, Inc.	.DE	.NIA	UnitedHealthCare Services, Inc.	Ownership	100.000	UnitedHealth Group Incorporated		
		.0000	36-4331825				Hygeia Corporation	.DE	.NIA	UnitedHealth International, Inc.	Ownership	100.000	UnitedHealth Group Incorporated		
		.0000	98-1106075				Hygeia Corporation (Ontario)	.CAN	.NIA	FrontierMEDX US, Inc.	Ownership	100.000	UnitedHealth Group Incorporated		
		.0000	84-4865867				IHD Holdings, LLC	.DE	.NIA	naviHealth, Inc.	Ownership	100.000	UnitedHealth Group Incorporated		
		.0000	82-1341098				Illinois Independent Care Network, LLC	.DE	.NIA	Surgical Care Affiliates, LLC	Ownership	100.000	UnitedHealth Group Incorporated		
		.0000	98-1122694				Imed Star – Serviços de Desempenho Organizacional Ltda.	.BRA	.NIA	UHG Brasil Participações S.A.	Ownership	0.000	UnitedHealth Group Incorporated		
		.0000	98-1122694				Imed Star – Serviços de Desempenho Organizacional Ltda.	.BRA	.NIA	Optum Health & Technology Serviços do Brasil Ltda.	Ownership	100.000	UnitedHealth Group Incorporated		
		.0000	20-4351923				Impel Consulting Experts, L.L.C.	.TX	.NIA	Impel Management Services, L.L.C.	Ownership	100.000	UnitedHealth Group Incorporated		
		.0000	75-2574317				Impel Management Services, L.L.C.	.TX	.NIA	USMD Holdings, Inc.	Ownership	100.000	UnitedHealth Group Incorporated		
		.0000	27-3296953				IN Style OPTICAL, LLC	.MA	.NIA	Reliant Medical Group, Inc.	Ownership	100.000	UnitedHealth Group Incorporated		1
		.0000	45-4132005				Indiana Care Organization, LLC	.IN	.NIA	AHN Target Holdings, LLC	Ownership	100.000	UnitedHealth Group Incorporated		1
		.0000	33-0618077				Inland Faculty Medical Group, Inc.	.CA	.NIA	NAIM Medical Group Holdings, Inc.	Ownership	100.000	UnitedHealth Group Incorporated		1
		.0000	33-0018673				Inland Surgery Center, L.P.	.CA	.NIA	SC Affiliates, LLC	Ownership	5.275	UnitedHealth Group Incorporated		
		.0000	33-0018673				Inland Surgery Center, L.P.	.CA	.NIA	Redlands Ambulatory Surgery Center	Ownership	51.000	UnitedHealth Group Incorporated		
		.0000					Imobiliária Apoquindo 3001 S.A.	.CHL	.NIA	Vida Tres Internacional S.A.	Ownership	0.001	UnitedHealth Group Incorporated		
		.0000					Imobiliária Apoquindo 3001 S.A.	.CHL	.NIA	Imobiliária Apoquindo S.A.	Ownership	99.999	UnitedHealth Group Incorporated		
		.0000	98-1458683				Imobiliária Apoquindo 3600 Ltda.	.CHL	.NIA	Imobiliária Apoquindo 3001 S.A.	Ownership	0.300	UnitedHealth Group Incorporated		
		.0000	98-1458683				Imobiliária Apoquindo 3600 Ltda.	.CHL	.NIA	Banmédica S.A.	Ownership	99.700	UnitedHealth Group Incorporated		
		.0000	98-1443174				Imobiliária Apoquindo S.A.	.CHL	.NIA	Saden S.A.	Ownership	0.000	UnitedHealth Group Incorporated		
		.0000	98-1443174				Imobiliária Apoquindo S.A.	.CHL	.NIA	Banmédica S.A.	Ownership	100.000	UnitedHealth Group Incorporated		
		.0000	98-1458682				Imobiliária Clínica Santa María S.A.	.CHL	.NIA	Banmédica S.A.	Ownership	99.433	UnitedHealth Group Incorporated		
		.0000	98-1454653				Imobiliária e Inversiones Alameda S.A.	.CHL	.NIA	Saden S.A.	Ownership	0.020	UnitedHealth Group Incorporated		
		.0000	98-1454653				Imobiliária e Inversiones Alameda S.A.	.CHL	.NIA	Banmédica S.A.	Ownership	99.980	UnitedHealth Group Incorporated		
		.0000	98-1460922				Imobiliária Viñamed Ltda.	.CHL	.NIA	Administradora Médica Centromed S.A.	Ownership	99.900	UnitedHealth Group Incorporated		
		.0000	47-5640889				INOVB Surgical at Memorial City, LLC	.TX	.NIA	Memorial City Partners, LLC	Ownership	100.000	UnitedHealth Group Incorporated		
		.0000	88-0482274				inPharmative, Inc.	.NV	.NIA	OptumRx Health Solutions, LLC	Ownership	100.000	UnitedHealth Group Incorporated		
		.0000	45-2563134				Inspiris Medical Services of New Jersey, P.C.	.NJ	.NIA	Physician(s) Owned	Influence	0.000	UnitedHealth Group Incorporated		1
		.0000	27-1561674				INSPIRIS of Michigan Medical Services, P.C.	.MI	.NIA	Physician(s) Owned	Influence	0.000	UnitedHealth Group Incorporated		1
		.0000	13-4138665				INSPIRIS of New York Management, Inc.	.NY	.NIA	Inspiris, Inc.	Ownership	100.000	UnitedHealth Group Incorporated		
		.0000	13-4168739				INSPIRIS of New York Medical Services, P.C.	.NY	.NIA	Physician(s) Owned	Influence	0.000	UnitedHealth Group Incorporated		1
		.0000	26-2895670				INSPIRIS of Pennsylvania Medical Services, P.C.	.PA	.NIA	Physician(s) Owned	Influence	0.000	UnitedHealth Group Incorporated		1
		.0000	26-2885572				INSPIRIS of Texas Physician Group	.TX	.NIA	Optum Care Services Company	Ownership	100.000	UnitedHealth Group Incorporated		
		.0000	33-0766366				Inspiris, Inc.	.DE	.NIA	Collaborative Care Holdings, LLC	Ownership	100.000	UnitedHealth Group Incorporated		

ANNUAL STATEMENT FOR THE YEAR 2020 OF THE UnitedHealthcare Plan of the River Valley, Inc.

SCHEDULE Y
PART 1A - DETAIL OF INSURANCE HOLDING COMPANY SYSTEM

1	2	3	4	5	6	7	8	9	10	11	12	13	14	15	16
Group Code	Group Name	NAIC Company Code	ID Number	Federal RSSD	CIK	Name of Securities Exchange if Publicly Traded (U.S. or International)	Names of Parent, Subsidiaries Or Affiliates	Domi-ciliary Location	Relation-ship to Reporting Entity	Directly Controlled by (Name of Entity/Person)	Type of Control (Ownership, Board, Management, Attorney-in-Fact, Influence, Other)	If Control is Ownership Provide Percentage	Ultimate Controlling Entity(ies)/Person(s)	Is an SCA Filing Re-quired? (Y/N)	*
		.0000					Instituto do Radium de Campinas Ltda	.BRA	.NIA	Esho – Empresa de Serviços Hospitalares S.A.	Ownership	0.000	UnitedHealth Group Incorporated		
		.0000					COI – Clínicas Oncológicas Integradas S.A.								
.0707	UnitedHealth Group Incorporated	.11173	22-2321226				Instituto do Radium de Campinas Ltda	.BRA	.NIA	Healthplex, Inc.	Ownership	100.000	UnitedHealth Group Incorporated		
		.00000	46-2215497				International Healthcare Services, Inc.	.NJ	.IA	Diplomat Pharmacy, Inc.	Ownership	100.000	UnitedHealth Group Incorporated		
		.00000	98-1452273				InTouch Pharmacy LLC	.GA	.NIA	Clínica Dávila y Servicios Médicos S.A.	Ownership	100.000	UnitedHealth Group Incorporated		
		.00000	98-1452273				Inversiones Clínicas Santa María S.A.	.CHL	.NIA	Banmédica S.A.	Ownership	0.000	UnitedHealth Group Incorporated		
		.00000	98-1448096				Inversiones Clínicas Santa María S.A.	.CHL	.NIA	Clínica Dávila y Servicios Médicos S.A.	Ownership	100.000	UnitedHealth Group Incorporated		
		.00000	98-1448096				Isapre Banmédica S.A.	.CHL	.NIA	Banmédica S.A.	Ownership	0.000	UnitedHealth Group Incorporated		
		.00000	98-1448096				Isapre Banmédica S.A.	.CHL	.NIA	Clínica Dávila y Servicios Médicos S.A.	Ownership	100.000	UnitedHealth Group Incorporated		
		.00000	98-1448096				Isapre Vida Tres S.A.	.CHL	.NIA	Banmédica S.A.	Ownership	0.000	UnitedHealth Group Incorporated		
		.00000	98-1448096				Isapre Vida Tres S.A.	.CHL	.NIA	Clínica Dávila y Servicios Médicos S.A.	Ownership	100.000	UnitedHealth Group Incorporated		
		.00000	20-5337793				Isapre Vida Tres S.A.	.CHL	.NIA	Banmédica S.A.	Ownership	0.000	UnitedHealth Group Incorporated		
		.00000	74-2544709				Johnston Surgicare, L.P.	.RI	.NIA	Surgey Center Holding, LLC	Ownership	1.000	UnitedHealth Group Incorporated		
		.00000	68-0624157				Joliet Surgery Center Limited Partnership	.IL	.NIA	Surgicare of Joliet, Inc.	Ownership	55.031	UnitedHealth Group Incorporated		
		.00000	46-4755857				Jordan Ridge Family Medicine, LLC	.DE	.NIA	Collaborative Care Services, Inc.	Ownership	100.000	UnitedHealth Group Incorporated		
		.00000	83-2306992				Joyable, Inc.	.DE	.NIA	AbleTo, Inc.	Ownership	100.000	UnitedHealth Group Incorporated		
		.00000	98-1456202				JPM Healthcare, LLC	.DE	.NIA	SCA-JPM Holdings, LLC	Ownership	51.000	UnitedHealth Group Incorporated		
		.00000					Laboratorio ROE S.A.	.PER	.NIA	Pacífico S.A. Entidad Prestadora de Salud	Ownership	100.000	UnitedHealth Group Incorporated		
		.00000					Laboratorios Médicos Amed Quilpué S.A.	.CHL	.NIA	EPS	Ownership	0.100	UnitedHealth Group Incorporated		
		.00000	81-3732334				Laboratorios Médicos Amed Quilpué S.A.	.CHL	.NIA	Servicios Médicos Amed Quilpué S.A.	Ownership	99.900	UnitedHealth Group Incorporated		
		.00000	81-3732334				LDI Holding Company, LLC	.DE	.NIA	Centromed Quilpué S.A.	Ownership	55.100	UnitedHealth Group Incorporated		
		.00000	81-3732334				LDI Holding Company, LLC	.DE	.NIA	Diplomat Pharmacy, Inc.	Ownership	9.400	UnitedHealth Group Incorporated		
		.00000	81-3732334				LDI Holding Company, LLC	.DE	.NIA	LDI Nautic VIII-A Blocker, LLC	Ownership	17.600	UnitedHealth Group Incorporated		
		.00000	81-3732334				LDI Holding Company, LLC	.DE	.NIA	LDI Nautic VII Blocker, LLC	Ownership	17.900	UnitedHealth Group Incorporated		
		.00000	38-4062192				LDI Management Services, LLC	.DE	.NIA	Oak HC/FT LDI Blocker, LLC	Ownership	17.900	UnitedHealth Group Incorporated		
		.00000	81-4123171				LDI Nautic VII Blocker, LLC	.DE	.NIA	LDI Holding Company, LLC	Ownership	100.000	UnitedHealth Group Incorporated		
		.00000	81-4246034				LDI Nautic VIII-A Blocker, LLC	.DE	.NIA	Diplomat Pharmacy, Inc.	Ownership	100.000	UnitedHealth Group Incorporated		
		.00000	81-3741657				Leehar Distributors, LLC	.DE	.NIA	Diplomat Pharmacy, Inc.	Ownership	100.000	UnitedHealth Group Incorporated		
		.00000	32-0543788				Level2 Health Holdings, Inc.	.DE	.NIA	LDI Holding Company, LLC	Ownership	100.000	UnitedHealth Group Incorporated		
		.00000	82-3161933				Level2 Health IPA, LLC	.DE	.NIA	UnitedHealth Group Ventures, LLC	Ownership	100.000	UnitedHealth Group Incorporated		
		.00000	82-3130872				Level2 Health Management, LLC	.DE	.NIA	Level2 Health Holdings, Inc.	Ownership	100.000	UnitedHealth Group Incorporated		
		.00000	84-5003916				Level2 Medical Services, P.A.	.DE	.NIA	Level2 Health Holdings, Inc.	Ownership	100.000	UnitedHealth Group Incorporated		
		.00000	61-1028180				Lexington Surgery Center, Ltd.	.KY	.NIA	Physician(s) Owned	Influence	0.000	UnitedHealth Group Incorporated		1
		.00000	36-3468942				LGH-A/Golf ASTC, L.L.C.	.IL	.NIA	Surgey Center of Lexington, LLC	Ownership	78.000	UnitedHealth Group Incorporated		2
		.00000	81-4465348				Liberty Anesthesia Services, LLC	.IL	.NIA	Advocate-SCA Partners, LLC	Ownership	49.000	UnitedHealth Group Incorporated		2
		.00000					Lifeprint Accountable Care Organization, LLC	.IL	.NIA	SCA-Winchester, LLC	Ownership	25.000	UnitedHealth Group Incorporated		2
		.00000	32-0409538				Lifeprint East, Inc.	.DE	.NIA	Collaborative Care Holdings, LLC	Ownership	100.000	UnitedHealth Group Incorporated		
		.00000	45-3143218				LifePrint Health, Inc.	.DE	.NIA	Collaborative Care Holdings, LLC	Ownership	100.000	UnitedHealth Group Incorporated		
		.00000	75-2225187				LifeStyles Marketing Group, Inc.	.DE	.NIA	Collaborative Care Holdings, LLC	Ownership	100.000	UnitedHealth Group Incorporated		
		.00000	58-2305878				Lifefell. Ltd. Co.	.GA	.NIA	USHEALTH Career Agency, Inc.	Ownership	100.000	UnitedHealth Group Incorporated		
		.00000	51-0277181				Limestone Medical Center, LLC	.DE	.NIA	HealthScope Benefits, Inc.	Ownership	100.000	UnitedHealth Group Incorporated		
		.00000	39-1974851				Logistics Health, Inc.	.WI	.NIA	Virtua-SCA Holdings II, LLC	Ownership	60.000	UnitedHealth Group Incorporated		2
		.00000	98-1337963				Lotten-Eyes Oftalmologia Clinica e Cirurgica Ltda.	.BRA	.NIA	OptumHealth Holdings, LLC	Ownership	100.000	UnitedHealth Group Incorporated		
		.00000	98-1337963				Lotten-Eyes Oftalmologia Clinica e Cirurgica Ltda.	.BRA	.NIA	Esho – Empresa de Serviços Hospitalares S.A.	Ownership	0.000	UnitedHealth Group Incorporated		
		.00000	62-1179566				Louisville S.C., Ltd.	.KY	.NIA	Hospital Alvorada de Taguatinga Ltda.	Ownership	100.000	UnitedHealth Group Incorporated		
		.00000	36-4119519				Loyola Ambulatory Surgery Center at Oakbrook, Inc.	.IL	.NIA	Surgey Center of Louisville, LLC	Ownership	59.400	UnitedHealth Group Incorporated		
		.00000	36-4119522				Loyola Ambulatory Surgery Center at Oakbrook, L.P.	.IL	.NIA	SC Affiliates, LLC	Ownership	100.000	UnitedHealth Group Incorporated		
		.00000					Loyola Ambulatory Surgery Center at Oakbrook, L.P.	.IL	.NIA	ASC Network, LLC	Ownership	100.000	UnitedHealth Group Incorporated		
		.00000					Loyola Ambulatory Surgery Center at Oakbrook, L.P.	.IL	.NIA	Loyola Ambulatory Surgery Center at Oakbrook, Inc.	Ownership	45.000	UnitedHealth Group Incorporated		2

SCHEDULE Y
PART 1A - DETAIL OF INSURANCE HOLDING COMPANY SYSTEM

1	2	3	4	5	6	7	8	9	10	11	12	13	14	15	16
Group Code	Group Name	NAIC Company Code	ID Number	Federal RSSD	CIK	Name of Securities Exchange if Publicly Traded (U.S. or International)	Names of Parent, Subsidiaries Or Affiliates	Domi-ciliary Location	Relation-ship to Reporting Entity	Directly Controlled by (Name of Entity/Person)	Type of Control (Ownership, Board, Management, Attorney-in-Fact, Influence, Other)	If Control is Ownership Provide Percentage	Ultimate Controlling Entity(ies)/Person(s)	Is an SCA Filing Re-quired? (Y/N)	*
		.0000	98-1137620				Lusiadas - Parcerias Cascais, S.A.	.PRT	NIA	Lusiadas, SGPS, S.A.	Ownership	100.000	UnitedHealth Group Incorporated		
		.0000	98-1139095				Lusiadas A.C.E.	.PRT	NIA	CLISA - Clínica de Santo António, S.A.	Ownership	10.000	UnitedHealth Group Incorporated		
		.0000	98-1139095				Lusiadas A.C.E.	.PRT	NIA	Lusiadas, SGPS, S.A.	Ownership	55.000	UnitedHealth Group Incorporated		
		.0000	98-1139095				Lusiadas A.C.E.	.PRT	NIA	Lusiadas - Parcerias Cascais, S.A.	Ownership	10.000	UnitedHealth Group Incorporated		
		.0000	98-1139095				Lusiadas A.C.E.	.PRT	NIA	Lusiadas, S.A.	Ownership	20.000	UnitedHealth Group Incorporated		
		.0000	98-1139095				Lusiadas A.C.E.	.PRT	NIA	Clínica Médico Cirúrgica de Santa Tecla, S.A.	Ownership	5.000	UnitedHealth Group Incorporated		
		.0000	98-1139089				Lusiadas, S.A.	.PRT	NIA	Lusiadas, SGPS, S.A.	Ownership	100.000	UnitedHealth Group Incorporated		
		.0000	98-1138570				Lusiadas, SGPS, S.A.	.PRT	NIA	AMIL International S.á.r.l.	Ownership	100.000	UnitedHealth Group Incorporated		
		.0000	02-0749532				Lutheran Campus ASC, LLC	.CO	NIA	SQLHS-SCA Holdings, LLC	Ownership	57.850	UnitedHealth Group Incorporated		
.0707	UnitedHealth Group Incorporated	.60321	52-1803283				MANSI Life and Health Insurance Company	.MD	.IA	United HealthCare Services, Inc.	Ownership	100.000	UnitedHealth Group Incorporated		
.0707	UnitedHealth Group Incorporated	.52014	65-0303864				Managed Care of North America, Inc.	.FL	.IA	MCNA Health Care Holdings, LLC	Ownership	100.000	UnitedHealth Group Incorporated		
		.0000	14-1782475				Managed Physical Network, Inc.	.NY	.NIA	OptumHealth Care Solutions, LLC	Ownership	100.000	UnitedHealth Group Incorporated		
		.0000	20-2880404				March Holdings, Inc.	.CA	.NIA	Specialty Benefits, LLC	Ownership	100.000	UnitedHealth Group Incorporated		
		.0000	95-4874334				March Vision Care Group, Incorporated	.CA	.NIA	California Spring Holdings, PC	Ownership	100.000	UnitedHealth Group Incorporated		.1
		.0000	27-3115058				March Vision Care IPA, Inc.	.NY	.NIA	March Vision Care Group, Incorporated	Ownership	100.000	UnitedHealth Group Incorporated		.1
		.0000	45-4227915				March Vision Care of Texas, Inc.	.TX	.NIA	March Vision Care Group, Incorporated	Ownership	99.000	UnitedHealth Group Incorporated		.1
		.0000	20-3042852				March Vision Care, Inc.	.CA	.NIA	March Holdings, Inc.	Ownership	100.000	UnitedHealth Group Incorporated		
		.0000	94-3377073				Marin Health Ventures, LLC	.CA	.NIA	Marin Specialty Surgery Center, LLC	Ownership	100.000	UnitedHealth Group Incorporated		
		.0000	26-2637247				Marin Specialty Surgery Center, LLC	.CA	.NIA	MGH/SCA, LLC	Ownership	51.000	UnitedHealth Group Incorporated		
		.0000	26-2601943				Marin Surgery Holdings, Inc.	.DE	.NIA	SC Affiliates, LLC	Ownership	100.000	UnitedHealth Group Incorporated		
		.0000	85-2924503				Marlin Holding Company LLC	.DE	.NIA	Specialty Benefits, LLC	Ownership	100.000	UnitedHealth Group Incorporated		
		.0000	52-1456812				Maryland Ambulatory Centers, LLC	.MD	.NIA	Maryland-SCA Centers, LLC	Ownership	44.118	UnitedHealth Group Incorporated		
		.0000	52-1456812				Maryland Ambulatory Centers, LLC	.MD	.NIA	Surgery Center of Ellicott City, Inc.	Ownership	50.000	UnitedHealth Group Incorporated		
		.0000	52-1401791				Maryland-SCA Centers, LLC	.DE	.NIA	SC Affiliates, LLC	Ownership	100.000	UnitedHealth Group Incorporated		
		.0000					Massachusetts Assurance Company, Ltd. PIC	.CYM	.NIA	H&W Indemnity (SPC), Ltd.	Ownership	99.992	UnitedHealth Group Incorporated		
		.0000					Massachusetts Assurance Company, Ltd. PIC	.CYM	.NIA	Collaborative Care Holdings, LLC	Ownership	0.008	UnitedHealth Group Incorporated		
		.0000	20-0815305				Massachusetts Avenue Surgery Center, LLC	.MD	.NIA	SCA-Bethesda, LLC	Ownership	50.819	UnitedHealth Group Incorporated		
		.0000	43-1967820				MAT-RX DEVELOPMENT, L.L.C.	.TX	.NIA	WellMed Networks, Inc.	Ownership	100.000	UnitedHealth Group Incorporated		.1
		.0000	35-2262695				Mat-Rx Fort Worth GP, L.L.C.	.TX	.NIA	MAT-RX DEVELOPMENT, L.L.C.	Ownership	100.000	UnitedHealth Group Incorporated		.1
		.0000	62-1600267				McKenzie Surgery Center, L.P.	.TN	.NIA	SCA-Eugene, Inc.	Ownership	27.000	UnitedHealth Group Incorporated		.2
		.0000	45-2542951				MCNA Health Care Holdings, LLC	.FL	.NIA	Marlin Holding Company LLC	Ownership	100.000	UnitedHealth Group Incorporated		
.0707	UnitedHealth Group Incorporated	.14063	52-2459969				MCNA Insurance Company	.TX	.IA	MCNA Health Care Holdings, LLC	Ownership	100.000	UnitedHealth Group Incorporated		
		.0000	45-3641822				MCNA Systems Corp.	.FL	.NIA	MCNA Health Care Holdings, LLC	Ownership	100.000	UnitedHealth Group Incorporated		
		.0000	42-1741594				MD Ops, Inc.	.CA	.NIA	North American Medical Management California, Inc.	Ownership	100.000	UnitedHealth Group Incorporated		
.0707	UnitedHealth Group Incorporated	.96310	52-1169135				MD-Individual Practice Association, Inc.	.MD	.IA	United HealthCare Services, Inc.	Ownership	100.000	UnitedHealth Group Incorporated		
		.0000	83-1183650				ME AHS UC LLC	.DE	.NIA	Urgent Care MSO, LLC	Ownership	70.000	UnitedHealth Group Incorporated		
		.0000	81-0936574				ME Urgent Care Nebraska, Inc.	.NE	.NIA	Physician(s) Owned	Influence	0.000	UnitedHealth Group Incorporated		.1
		.0000	98-1286220				Medalliance Net Ltda.	.BRA	.NIA	UHG Brasil Participações S.A.	Ownership	0.000	UnitedHealth Group Incorporated		
		.0000	98-1286220				Medalliance Net Ltda.	.BRA	.NIA	Optum Health & Technology Serviços do Brasil Ltda.	Ownership	100.000	UnitedHealth Group Incorporated		
		.0000	52-2178531				MEDEX Insurance Services, Inc.	.MD	.NIA	FrontierMEDEX, Inc.	Ownership	100.000	UnitedHealth Group Incorporated		
		.0000	20-3824377				MedExpress Development, LLC	.FL	.NIA	Urgent Care MSO, LLC	Ownership	100.000	UnitedHealth Group Incorporated		
		.0000	81-1265129				MedExpress Employed Services, Inc.	.DE	.NIA	Physician(s) Owned	Influence	0.000	UnitedHealth Group Incorporated		.1
		.0000	81-4550969				MedExpress Primary Care Arizona, P.C.	.AZ	.NIA	Physician(s) Owned	Influence	0.000	UnitedHealth Group Incorporated		.1
		.0000	84-4234388				MedExpress Primary Care Arkansas, P.A.	.AR	.NIA	Physician(s) Owned	Influence	0.000	UnitedHealth Group Incorporated		.1
		.0000	81-4605885				MedExpress Primary Care Kansas, P.A.	.KS	.NIA	Physician(s) Owned	Influence	0.000	UnitedHealth Group Incorporated		.1
		.0000	82-3384324				MedExpress Primary Care Maryland, P.C.	.MD	.NIA	Physician(s) Owned	Influence	0.000	UnitedHealth Group Incorporated		.1
		.0000	82-1096099				MedExpress Primary Care Massachusetts, P.C.	.MA	.NIA	Physician(s) Owned	Influence	0.000	UnitedHealth Group Incorporated		.1
		.0000	81-4396738				MedExpress Primary Care Minnesota P.C.	.MN	.NIA	Physician(s) Owned	Influence	0.000	UnitedHealth Group Incorporated		.1
		.0000	83-1077265				MedExpress Primary Care Oklahoma, P.C.	.OK	.NIA	Physician(s) Owned	Influence	0.000	UnitedHealth Group Incorporated		.1
		.0000	83-0764858				MedExpress Primary Care South Carolina, P.C.	.SC	.NIA	Physician(s) Owned	Influence	0.000	UnitedHealth Group Incorporated		.1

ANNUAL STATEMENT FOR THE YEAR 2020 OF THE UnitedHealthcare Plan of the River Valley, Inc.

SCHEDULE Y
PART 1A - DETAIL OF INSURANCE HOLDING COMPANY SYSTEM

1	2	3	4	5	6	7	8	9	10	11	12	13	14	15	16
Group Code	Group Name	NAIC Company Code	ID Number	Federal RSSD	CIK	Name of Securities Exchange if Publicly Traded (U.S. or International)	Names of Parent, Subsidiaries Or Affiliates	Domi-ciliary Location	Relation-ship to Reporting Entity	Directly Controlled by (Name of Entity/Person)	Type of Control (Ownership, Board, Management, Attorney-in-Fact, Influence, Other)	If Control is Ownership Provide Percentage	Ultimate Controlling Entity(ies)/Person(s)	Is an SCA Filing Re-quired? (Y/N)	*
		.0000	84-2500750				MedExpress Primary Care Texas, P.A.	TX	NIA	Physician(s) Owned	Influence	0.000	UnitedHealth Group Incorporated		.1
		.0000	82-3395792				MedExpress Primary Care Virginia, P.C.	VA	NIA	Physician(s) Owned	Influence	0.000	UnitedHealth Group Incorporated		.1
		.0000	82-4401181				MedExpress Primary Care West Virginia, Inc.	WV	NIA	Physician(s) Owned	Influence	0.000	UnitedHealth Group Incorporated		.1
		.0000	81-4563448				MedExpress Primary Care Wisconsin, S.C.	WI	NIA	Physician(s) Owned	Influence	0.000	UnitedHealth Group Incorporated		.1
		.0000	83-2089623				MedExpress Urgent Care - Northern New Jersey PC	NJ	NIA	Physician(s) Owned	Influence	0.000	UnitedHealth Group Incorporated		.1
		.0000	45-5388778				MedExpress Urgent Care - New Jersey, P.C.	NJ	NIA	Physician(s) Owned	Influence	0.000	UnitedHealth Group Incorporated		.1
		.0000	32-0533926				MedExpress Urgent Care Alabama, LLC	AL	NIA	Urgent Care Holdings, Inc.	Ownership	100.000	UnitedHealth Group Incorporated		.1
		.0000	81-4030280				MedExpress Urgent Care Arizona, P.C.	AZ	NIA	Physician(s) Owned	Influence	0.000	UnitedHealth Group Incorporated		.1
		.0000	46-4348120				MedExpress Urgent Care Arkansas, P.A.	AR	NIA	Physician(s) Owned	Influence	0.000	UnitedHealth Group Incorporated		.1
		.0000	82-0930142				MedExpress Urgent Care California, P.C.	CA	NIA	Physician(s) Owned	Influence	0.000	UnitedHealth Group Incorporated		.1
		.0000	81-1956812				MedExpress Urgent Care Connecticut, P.C.	CT	NIA	Physician(s) Owned	Influence	0.000	UnitedHealth Group Incorporated		.1
		.0000	82-1135336				MedExpress Urgent Care Idaho, P.C.	ID	NIA	Physician(s) Owned	Influence	0.000	UnitedHealth Group Incorporated		.1
		.0000	47-4308614				MedExpress Urgent Care Illinois, P.C.	IL	NIA	Physician(s) Owned	Influence	0.000	UnitedHealth Group Incorporated		.1
		.0000	81-5353472				MedExpress Urgent Care Iowa, P.C.	IA	NIA	Physician(s) Owned	Influence	0.000	UnitedHealth Group Incorporated		.1
		.0000	47-1919283				MedExpress Urgent Care Kansas, P.A.	KS	NIA	Physician(s) Owned	Influence	0.000	UnitedHealth Group Incorporated		.1
		.0000	82-1719888				MedExpress Urgent Care Maine, Inc.	ME	NIA	Urgent Care Holdings, Inc.	Ownership	100.000	UnitedHealth Group Incorporated		.1
		.0000	81-1125396				MedExpress Urgent Care Minnesota P.C.	MIN	NIA	Physician(s) Owned	Influence	0.000	UnitedHealth Group Incorporated		.1
		.0000	47-3132625				MedExpress Urgent Care Missouri P.C.	MO	NIA	Physician(s) Owned	Influence	0.000	UnitedHealth Group Incorporated		.1
		.0000	82-0631738				MedExpress Urgent Care New Hampshire, Inc.	NH	NIA	Urgent Care Holdings, Inc.	Ownership	100.000	UnitedHealth Group Incorporated		.1
		.0000	81-5138747				MedExpress Urgent Care North Carolina, P.C.	NC	NIA	Physician(s) Owned	Influence	0.000	UnitedHealth Group Incorporated		.1
		.0000	20-2545363				MedExpress Urgent Care of Boynton Beach, LLC	FL	NIA	MedExpress Development, LLC	Ownership	100.000	UnitedHealth Group Incorporated		.1
		.0000	82-1919436				MedExpress Urgent Care Oregon, P.C.	OR	NIA	Physician(s) Owned	Influence	0.000	UnitedHealth Group Incorporated		.1
		.0000	81-5362765				MedExpress Urgent Care Rhode Island, P.C.	RI	NIA	Physician(s) Owned	Influence	0.000	UnitedHealth Group Incorporated		.1
		.0000	81-5380706				MedExpress Urgent Care South Carolina, P.C.	SC	NIA	Physician(s) Owned	Influence	0.000	UnitedHealth Group Incorporated		.1
		.0000	47-5147441				MedExpress Urgent Care Texas, P.A.	TX	NIA	Physician(s) Owned	Influence	0.000	UnitedHealth Group Incorporated		.1
		.0000	82-2443118				MedExpress Urgent Care Washington, P.C.	WA	NIA	Physician(s) Owned	Influence	0.000	UnitedHealth Group Incorporated		.1
		.0000	81-4281678				MedExpress Urgent Care Wisconsin, S.C.	WI	NIA	Physician(s) Owned	Influence	0.000	UnitedHealth Group Incorporated		.1
		.0000	85-1474287				MedExpress Urgent Care, Inc. - Ohio	OH	NIA	Urgent Care Holdings, Inc.	Ownership	100.000	UnitedHealth Group Incorporated		.1
		.0000	26-4546400				MedExpress Urgent Care, Inc. - West Virginia	WV	NIA	Physician(s) Owned	Influence	0.000	UnitedHealth Group Incorporated		.1
		.0000	47-1804667				MedExpress Urgent Care, P.C. - Georgia	GA	NIA	Physician(s) Owned	Influence	0.000	UnitedHealth Group Incorporated		.1
		.0000	90-0929572				MedExpress Urgent Care, P.C. - Indiana	IN	NIA	Physician(s) Owned	Influence	0.000	UnitedHealth Group Incorporated		.1
		.0000	45-3461101				MedExpress Urgent Care, P.C. - Maryland	MD	NIA	Physician(s) Owned	Influence	0.000	UnitedHealth Group Incorporated		.1
		.0000	47-1857908				MedExpress Urgent Care, P.C. - Massachusetts	MA	NIA	Physician(s) Owned	Influence	0.000	UnitedHealth Group Incorporated		.1
		.0000	46-4793937				MedExpress Urgent Care, P.C. - Michigan	MI	NIA	Physician(s) Owned	Influence	0.000	UnitedHealth Group Incorporated		.1
		.0000	47-1824365				MedExpress Urgent Care, P.C. - Oklahoma	OK	NIA	Physician(s) Owned	Influence	0.000	UnitedHealth Group Incorporated		.1
		.0000	26-3750502				MedExpress Urgent Care, P.C. - Pennsylvania	PA	NIA	Physician(s) Owned	Influence	0.000	UnitedHealth Group Incorporated		.1
		.0000	45-4973138				MedExpress Urgent Care, P.C. - Tennessee	TN	NIA	Physician(s) Owned	Influence	0.000	UnitedHealth Group Incorporated		.1
		.0000	45-3123110				MedExpress Urgent Care, P.C. - Virginia	VA	NIA	Physician(s) Owned	Influence	0.000	UnitedHealth Group Incorporated		.1
		.0000	83-1565124				MedExpress Urgent Care, P.S.C. - Kentucky	KY	NIA	Physician(s) Owned	Influence	0.000	UnitedHealth Group Incorporated		.1
		.0000	45-5436856				MedExpress, Inc. - Delaware	DE	NIA	Physician(s) Owned	Influence	0.000	UnitedHealth Group Incorporated		.1
.0707	UnitedHealth Group Incorporated	.12756	20-3391186				Medica Health Plans of Florida, Inc.	FL	IA	United HealthCare Services, Inc.	Ownership	100.000	UnitedHealth Group Incorporated		.1
.0707	UnitedHealth Group Incorporated	.12155	01-0788576				Medica HealthCare Plans, Inc.	FL	IA	United HealthCare Services, Inc.	Ownership	100.000	UnitedHealth Group Incorporated		.1
		.00000	75-2566987				Medical Clinic of North Texas PLLC	TX	NIA	USMD Affiliated Services	Ownership	100.000	UnitedHealth Group Incorporated		.1
		.00000					Medical Hilfe S.A.	CHL	NIA	Saden S.A.	Ownership	0.000	UnitedHealth Group Incorporated		.1
		.00000					Medical Hilfe S.A.	CHL	NIA	Home Medical S.A.	Ownership	100.000	UnitedHealth Group Incorporated		.1
		.00000	95-4708497				Medical Support Los Angeles, Inc.	CA	NIA	MSLA Management LLC	Ownership	100.000	UnitedHealth Group Incorporated		.1
		.00000	26-0636717				Medical Surgical Centers of America, Inc.	DE	NIA	ASC Network, LLC	Ownership	100.000	UnitedHealth Group Incorporated		.1
		.00000	32-0037402				Medical Transportation Services, LLC	FL	NIA	United HealthCare Services, Inc.	Ownership	100.000	UnitedHealth Group Incorporated		.1
		.00000	02-0651651				MedPro Rx, Inc.	NC	NIA	Diplomat Pharmacy, Inc.	Ownership	100.000	UnitedHealth Group Incorporated		.1
		.00000	75-2515691				MedSynergies, LLC	DE	NIA	Mustang Razorback Holdings, Inc.	Ownership	100.000	UnitedHealth Group Incorporated		.1

ANNUAL STATEMENT FOR THE YEAR 2020 OF THE UnitedHealthcare Plan of the River Valley, Inc.

SCHEDULE Y
PART 1A - DETAIL OF INSURANCE HOLDING COMPANY SYSTEM

1	2	3	4	5	6	7	8	9	10	11	12	13	14	15	16
Group Code	Group Name	NAIC Company Code	ID Number	Federal RSSD	CIK	Name of Securities Exchange if Publicly Traded (U.S. or International)	Names of Parent, Subsidiaries Or Affiliates	Domiciliary Location	Relationship to Reporting Entity	Directly Controlled by (Name of Entity/Person)	Type of Control (Ownership, Board, Management, Attorney-in-Fact, Influence, Other)	If Control is Ownership Provide Percentage	Ultimate Controlling Entity(ies)/Person(s)	Is an SCA Filing Required? (Y/N)	*
		.00000	58-2101921				Melbourne Surgery Center, LLC	GA	NIA	Surgical Care Partners of Melbourne, LLC	Ownership	100.000	UnitedHealth Group Incorporated		
		.00000	82-4964787				Memorial City Holdings, LLC	DE	NIA	SCA-Memorial City, LLC	Ownership	51.000	UnitedHealth Group Incorporated		
		.00000	82-3689933				Memorial City Partners, LLC	DE	NIA	SCA-Memorial City, LLC	Ownership	19.000	UnitedHealth Group Incorporated		
		.00000	82-3689933				Memorial City Partners, LLC	DE	NIA	Memorial City Holdings, LLC	Ownership	51.000	UnitedHealth Group Incorporated		
		.00000	95-4688463				Memorial Healthcare IPA, GP	CA	NIA	MH Physician Three Holdco, a Medical Corporation	Ownership	100.000	UnitedHealth Group Incorporated		1
		.00000	37-1782795				Memorial Houston Surgery Center, LLC	TX	NIA	SCA-Memorial, LLC	Ownership	53.817	UnitedHealth Group Incorporated		
		.00000	26-1394069				MemorialCare Surgical Center at Orange Coast, LLC	CA	NIA	Beach Surgical Holdings LLC	Ownership	53.593	UnitedHealth Group Incorporated		2
		.00000	20-3678259				MemorialCare Surgical Center at Saddleback, LLC	CA	NIA	Beach Surgical Holdings LLC	Ownership	53.157	UnitedHealth Group Incorporated		2
		.00000	27-0203906				Mesquite Liberty, LLC	NV	NIA	Sierra Health Services, Inc.	Ownership	80.357	UnitedHealth Group Incorporated		
		.00000	38-3861395				MGH/SCA, LLC	CA	NIA	Marin Surgery Holdings, Inc.	Ownership	99.000	UnitedHealth Group Incorporated		
		.00000	38-3861395				MGH/SCA, LLC	CA	NIA	SC Affiliates, LLC	Ownership	1.000	UnitedHealth Group Incorporated		
		.00000	27-4691544				MH Physician Three Holdco, a Medical Corporation	CA	NIA	Physician(s) Owned	Influence	0.000	UnitedHealth Group Incorporated		1
		.00000	27-2252446				MHC Real Estate Holdings, LLC	CA	NIA	Monarch Management Services, Inc.	Ownership	100.000	UnitedHealth Group Incorporated		
		.00000	80-0507474				MHCH, Inc.	CA	NIA	Monarch HealthCare, A Medical Group, Inc.	Ownership	100.000	UnitedHealth Group Incorporated		1
		.00000	27-4691508				MHIPA Physician Two Holdco, a Medical Corporation	CA	NIA	Physician(s) Owned	Influence	0.000	UnitedHealth Group Incorporated		1
		.00000	36-4600281				Miami Surgery Center, LLC	DE	NIA	SCA-Doral, LLC	Ownership	50.185	UnitedHealth Group Incorporated		
.0707	UnitedHealth Group Incorporated	.66087	62-0724538				Mid-West National Life Insurance Company of Tennessee	TX	IA	HealthMarkets, LLC	Ownership	100.000	UnitedHealth Group Incorporated		
		.00000	20-3345412				Midlands Orthopaedics Surgery Center, LLC	SC	NIA	SCA-Midlands, LLC	Ownership	49.000	UnitedHealth Group Incorporated		2
		.00000	20-8103522				Midwest Center for Day Surgery, LLC	IL	NIA	Advocate-SCA Partners, LLC	Ownership	53.882	UnitedHealth Group Incorporated		
		.00000	83-0543458				Mile High SurgiCenter, LLC	CO	NIA	SCA-Denver Physicians Holdings, LLC	Ownership	100.000	UnitedHealth Group Incorporated		
		.00000	30-0445773				Mobile Medical Services, P.C.	NY	NIA	Physician(s) Owned	Influence	0.000	UnitedHealth Group Incorporated		1
		.00000	63-0883553				Mobile-SC, LTD.	AL	NIA	SCA-Mobile, LLC	Ownership	33.000	UnitedHealth Group Incorporated		2
		.00000					Modality Accountable Care Organisation Limited	GBR	NIA	Optum UK Solutions Group Limited	Ownership	50.000	UnitedHealth Group Incorporated		2
		.00000	31-1191553				Modern Medical, Inc.	OH	NIA	Healthcare Solutions, Inc.	Ownership	100.000	UnitedHealth Group Incorporated		
		.00000	85-3287029				Moen, M.D., P.C.	CA	NIA	Physician(s) Owned	Influence	0.000	UnitedHealth Group Incorporated		1
		.00000	22-3935634				Monarch Health Plan, Inc.	CA	NIA	Monarch HealthCare, A Medical Group, Inc.	Ownership	49.000	UnitedHealth Group Incorporated		1
		.00000	33-0587660				Monarch HealthCare, A Medical Group, Inc.	CA	NIA	MH Physician Three Holdco, a Medical Corporation	Ownership	100.000	UnitedHealth Group Incorporated		1
		.00000	45-3142852				Monarch Management Services, Inc.	DE	NIA	Collaborative Care Holdings, LLC	Ownership	100.000	UnitedHealth Group Incorporated		
		.00000	84-4887072				Monika Roots, M.D., P.C.	CA	NIA	Physician(s) Owned	Influence	0.000	UnitedHealth Group Incorporated		1
		.00000	52-1401868				Montgomery Surgery Center Limited Partnership	MD	NIA	Maryland Ambulatory Centers, LLC	Ownership	51.000	UnitedHealth Group Incorporated		
		.00000	26-3513595				Morris County Surgical Center, LLC	NJ	NIA	SCA-Morris County, LLC	Ownership	55.000	UnitedHealth Group Incorporated		
		.00000	20-5892451				Mosaic Management Services, Inc.	CA	NIA	Talbert Medical Group, P.C.	Ownership	21.480	UnitedHealth Group Incorporated		1
		.00000	35-2566612				Mountain View Medical Group, LLC	CO	NIA	OptumCare Holdings Colorado, LLC	Ownership	100.000	UnitedHealth Group Incorporated		
		.00000	81-1633765				MSLA Management LLC	DE	NIA	Logistics Health, Inc.	Ownership	100.000	UnitedHealth Group Incorporated		
		.00000	62-1506649				Mt. Pleasant Surgery Center, L.P.	TN	NIA	SCA-Mt. Pleasant, LLC	Ownership	99.000	UnitedHealth Group Incorporated		
		.00000	98-1285432				Mutiangio Ltda.	BRA	NIA	Esho - Empresa de Serviços Hospitalares S.A.	Ownership	93.000	UnitedHealth Group Incorporated		
		.00000	20-4209261				Muskogee Surgical Investors, LLC	OK	NIA	Surgery Center of Muskogee, LLC	Ownership	100.000	UnitedHealth Group Incorporated		
		.00000	47-1935798				Mustang Razorback Holdings, Inc.	DE	NIA	Optum360 Solutions, LLC	Ownership	100.000	UnitedHealth Group Incorporated		
		.00000	26-2564744				My Wellness Solutions, LLC	DE	NIA	OptumHealth Care Solutions, LLC	Ownership	100.000	UnitedHealth Group Incorporated		
		.00000	20-3236839				NAMM Holdings, Inc.	DE	NIA	Aveta Inc.	Ownership	100.000	UnitedHealth Group Incorporated		
		.00000	56-2627070				NAMM Medical Group Holdings, Inc.	CA	NIA	Physician(s) Owned	Influence	0.000	UnitedHealth Group Incorporated		1
		.00000	61-1627269				NAMM MGH, Inc.	CA	NIA	Physician(s) Owned	Influence	0.000	UnitedHealth Group Incorporated		1
.0707	UnitedHealth Group Incorporated	.98205	73-1187572				National Foundation Life Insurance Company	TX	IA	Enterprise Life Insurance Company	Ownership	100.000	UnitedHealth Group Incorporated		
.0707	UnitedHealth Group Incorporated	.95251	76-0196559				National Pacific Dental, Inc.	TX	IA	Dental Benefit Providers, Inc.	Ownership	100.000	UnitedHealth Group Incorporated		

ANNUAL STATEMENT FOR THE YEAR 2020 OF THE UnitedHealthcare Plan of the River Valley, Inc.

SCHEDULE Y
PART 1A - DETAIL OF INSURANCE HOLDING COMPANY SYSTEM

1	2	3	4	5	6	7	8	9	10	11	12	13	14	15	16
Group Code	Group Name	NAIC Company Code	ID Number	Federal RSSD	CIK	Name of Securities Exchange if Publicly Traded (U.S. or International)	Names of Parent, Subsidiaries Or Affiliates	Domi-ciliary Location	Relation-ship to Reporting Entity	Directly Controlled by (Name of Entity/Person)	Type of Control (Ownership, Board, Management, Attorney-in-Fact, Influence, Other)	If Control is Ownership Provide Percentage	Ultimate Controlling Entity(ies)/Person(s)	Is an SCA Filing Re-quired? (Y/N)	*
		.00000	36-3549627				National Surgery Centers, LLC	DE	NIA	Surgical Care Affiliates, LLC	Ownership	100.000	UnitedHealth Group Incorporated		
		.00000	45-3735192				Navigator Health, Inc.	DE	NIA	naviHealth Holdings, LLC	Ownership	100.000	UnitedHealth Group Incorporated		
		.00000	84-2283691				Naviguard, Inc.	DE	NIA	UnitedHealth Group Ventures, LLC	Ownership	100.000	UnitedHealth Group Incorporated		
		.00000	84-3482655				naviHealth Care at Home, LLC	DE	NIA	naviHealth, Inc.	Ownership	100.000	UnitedHealth Group Incorporated		
		.00000	85-0975337				naviHealth Coordinated Care SC, P.C.	MI	NIA	Physician(s) Owned	Influence	0.000	UnitedHealth Group Incorporated		.1
		.00000	84-5020906				naviHealth Coordinated Care, LLC	DE	NIA	naviHealth, Inc.	Ownership	100.000	UnitedHealth Group Incorporated		
		.00000	35-2431677				naviHealth Holdings, LLC	DE	NIA	Nomad Buyer, Inc.	Ownership	100.000	UnitedHealth Group Incorporated		
		.00000	84-3469040				naviHealth Michigan HBPC, P.C.	MI	NIA	Physician(s) Owned	Influence	0.000	UnitedHealth Group Incorporated		.1
		.00000	61-1669841				naviHealth SM Holdings, Inc.	DE	NIA	naviHealth Holdings, LLC	Ownership	100.000	UnitedHealth Group Incorporated		
		.00000	36-4719151				naviHealth, Inc.	DE	NIA	naviHealth Holdings, LLC	Ownership	100.000	UnitedHealth Group Incorporated		
.0707	UnitedHealth Group Incorporated	.95123	65-0996107				Neighborhood Health Partnership, Inc.	FL	IA	UnitedHealthcare, Inc.	Ownership	100.000	UnitedHealth Group Incorporated		
		.00000	20-4755277				Netwerkes, LLC	TN	NIA	Optum360 Solutions, LLC	Ownership	100.000	UnitedHealth Group Incorporated		
.0707	UnitedHealth Group Incorporated	.95758	88-0228572				Nevada Pacific Dental	NV	IA	Dental Benefit Providers, Inc.	Ownership	100.000	UnitedHealth Group Incorporated		
		.00000	72-1267232				New Orleans Regional Physician Hospital Organization, L.L.C.	LA	NIA	UnitedHealthcare, Inc.	Ownership	100.000	UnitedHealth Group Incorporated		
		.00000	84-1250135				New West Physicians, Inc.	CO	NIA	Newton Holdings, LLC	Ownership	100.000	UnitedHealth Group Incorporated		
		.00000	30-1080342				Newton Holdings, LLC	DE	NIA	Collaborative Care Holdings, LLC	Ownership	80.100	UnitedHealth Group Incorporated		
		.00000	26-2995765				Nifty After Fifty/Monarch, LLC	CA	NIA	Monarch HealthCare, A Medical Group, Inc.	Ownership	100.000	UnitedHealth Group Incorporated		.1
		.00000	88-1111251				Nomad Buyer, Inc.	DE	NIA	UnitedHealth Group Incorporated	Ownership	100.000	UnitedHealth Group Incorporated		
		.00000	33-0673955				North American Medical Management California, Inc.	TN	NIA	NAMM Holdings, Inc.	Ownership	100.000	UnitedHealth Group Incorporated		
		.00000	27-2248103				North Dallas Surgical Center, LLC	DE	NIA	Surgical Care Affiliates, LLC	Influence	1.000	UnitedHealth Group Incorporated		
		.00000	20-2564137				North Puget Sound Oncology Equipment Leasing Company, LLC	WA	NIA	Everett MSO, Inc.	Ownership	71.250	UnitedHealth Group Incorporated		
		.00000	88-0245121				Northern Nevada Health Network, Inc.	NV	NIA	Sierra Health Services, Inc.	Ownership	100.000	UnitedHealth Group Incorporated		
		.00000	63-1240726				Northern Rockies Surgery Center, L.P.	TN	NIA	Northern Rockies Surgicenter, Inc.	Ownership	40.000	UnitedHealth Group Incorporated		.2
		.00000	81-0399251				Northern Rockies Surgicenter, Inc.	MT	NIA	National Surgery Centers, LLC	Ownership	100.000	UnitedHealth Group Incorporated		
		.00000	85-4070254				Northern Utah Surgery Center, LLC	UT	NIA	SCA Northern Utah Holdings, LLC	Ownership	100.000	UnitedHealth Group Incorporated		
		.00000	95-4748023				Northridge Medical Group, Inc.	CA	NIA	HealthCare Partners Affiliates Medical Group	Ownership	100.000	UnitedHealth Group Incorporated		.1
		.00000	91-1699944				Northwest Medical Group Alliance, LLC	WA	NIA	The Polyclinic, PLLC	Ownership	100.000	UnitedHealth Group Incorporated		.1
		.00000	45-5055997				Northwest Spine and Laser Surgery Center, LLC	OR	NIA	SCA Northwest Holdings, LLC	Ownership	51.000	UnitedHealth Group Incorporated		
		.00000	37-1007387				Northwest Surgicare, LLC	DE	NIA	Surgery Center Holding, LLC	Ownership	100.000	UnitedHealth Group Incorporated		
		.00000	75-2494046				Northwest Surgicare, Ltd., an Illinois Limited Partnership	IL	NIA	Northwest Surgicare, LLC	Ownership	66.000	UnitedHealth Group Incorporated		
		.00000	75-2494046				Northwest Surgicare, Ltd., an Illinois Limited Partnership	IL	NIA	Endoscopy Center Affiliates, Inc.	Ownership	1.000	UnitedHealth Group Incorporated		
		.00000	61-1855159				NPNI IPA Washington, PLLC	WA	NIA	Everett Physicians, Inc. P.S.	Ownership	100.000	UnitedHealth Group Incorporated		.1
		.00000	56-1963226				NSC Greensboro West, LLC	DE	NIA	National Surgery Centers, LLC	Ownership	49.000	UnitedHealth Group Incorporated		.2
		.00000	56-1775016				NSC Greensboro, LLC	DE	NIA	National Surgery Centers, LLC	Ownership	100.000	UnitedHealth Group Incorporated		
		.00000	36-4210296				NSC Lancaster, LLC	DE	NIA	National Surgery Centers, LLC	Ownership	100.000	UnitedHealth Group Incorporated		
		.00000	91-1553479				NSC Seattle, Inc.	WA	NIA	National Surgery Centers, LLC	Ownership	100.000	UnitedHealth Group Incorporated		
		.00000	33-0812824				NSC Upland, LLC	DE	NIA	National Surgery Centers, LLC	Ownership	100.000	UnitedHealth Group Incorporated		
		.00000	81-3764590				Oak HC/FT LDI Blocker, LLC	DE	NIA	Diplomat Pharmacy, Inc.	Ownership	100.000	UnitedHealth Group Incorporated		
		.00000	83-4364718				OC Cardiology Practice Partners, LLC	DE	NIA	SC Affiliates, LLC	Ownership	100.000	UnitedHealth Group Incorporated		
		.00000	84-3189778				OCC MSO, LLC	DE	NIA	OptumCare Specialty Practices, LLC	Ownership	50.000	UnitedHealth Group Incorporated		
		.00000	98-1454609				Omesa SpA	CHL	NIA	Vida Integra S.A.	Ownership	99.996	UnitedHealth Group Incorporated		
		.00000	98-1454609				Omesa SpA	CHL	NIA	Saden S.A.	Ownership	0.004	UnitedHealth Group Incorporated		
		.00000	27-0062838				OmniClaim, LLC	DE	NIA	Equian, LLC	Ownership	100.000	UnitedHealth Group Incorporated		
		.00000	98-1456252				Oncocare S.A.C.	PER	NIA	Pacifico S.A. Entidad Prestadora de Salud EPS	Ownership	80.000	UnitedHealth Group Incorporated		
		.00000	26-1914835				Ophthalmology Surgery Center of Dallas, LLC	TX	NIA	Surgical Care Affiliates, LLC	Influence	1.000	UnitedHealth Group Incorporated		
.0707	UnitedHealth Group Incorporated	.96940	52-1518174				Optimum Choice, Inc.	MD	IA	United HealthCare Services, Inc.	Ownership	100.000	UnitedHealth Group Incorporated		

SCHEDULE Y
PART 1A - DETAIL OF INSURANCE HOLDING COMPANY SYSTEM

1	2	3	4	5	6	7	8	9	10	11	12	13	14	15	16
Group Code	Group Name	NAIC Company Code	ID Number	Federal RSSD	CIK	Name of Securities Exchange if Publicly Traded (U.S. or International)	Names of Parent, Subsidiaries Or Affiliates	Domi-ciliary Location	Relation-ship to Reporting Entity	Directly Controlled by (Name of Entity/Person)	Type of Control (Ownership, Board, Management, Attorney-in-Fact, Influence, Other)	If Control is Ownership Provide Percentage	Ultimate Controlling Entity(ies)/Person(s)	Is an SCA Filing Re-quired? (Y/N)	*
		.0000	47-0858534	3202702			Optum Bank, Inc.	UT	NIA	OptumHealth Financial Services, Inc.	Ownership	100.000	UnitedHealth Group Incorporated		
		.0000	36-3437660				Optum Biometrics, Inc.	IL	NIA	OptumHealth Care Solutions, LLC	Ownership	100.000	UnitedHealth Group Incorporated		
		.0000	26-0683057				Optum Care Services Company	TN	NIA	Inspiris, Inc.	Ownership	100.000	UnitedHealth Group Incorporated		
		.0000	83-1959511				Optum Care, Inc.	DE	NIA	Collaborative Care Services, Inc.	Ownership	100.000	UnitedHealth Group Incorporated		
		.0000	75-2778455				Optum Clinic, P.A.	TX	NIA	Physician(s) Owned	Influence	0.000	UnitedHealth Group Incorporated		1
		.0000	37-1782217				Optum Clinics Holdings, Inc.	DE	NIA	Collaborative Care Holdings, LLC	Ownership	100.000	UnitedHealth Group Incorporated		
		.0000	38-3963193				Optum Clinics Intermediate Holdings, Inc.	DE	NIA	Optum Clinics Holdings, Inc.	Ownership	100.000	UnitedHealth Group Incorporated		
		.0000	20-3253658				Optum Compounding Services, LLC	AZ	NIA	Optum Pharmacy 801, Inc.	Ownership	100.000	UnitedHealth Group Incorporated		
		.0000	46-1981651				Optum Digital Health Holdings, LLC	DE	NIA	Consumer Wellness Solutions, Inc.	Ownership	100.000	UnitedHealth Group Incorporated		
		.0000	98-1325466				Optum Direct To Consumer, Inc.	DE	NIA	Optum, Inc.	Ownership	100.000	UnitedHealth Group Incorporated		
		.0000	85-2786455				Optum Finance (Ireland) Unlimited Company	JRL	NIA	UnitedHealthcare International VIII S.à r.l.	Ownership	100.000	UnitedHealth Group Incorporated		
		.0000	45-2532834				Optum Frontier Therapies Holdings, LLC	DE	NIA	Optum, Inc.	Ownership	100.000	UnitedHealth Group Incorporated		
		.0000	45-2301399				Optum Frontier Therapies II, LLC	NV	NIA	Optum Frontier Therapies Holdings, LLC	Ownership	100.000	UnitedHealth Group Incorporated		
		.0000	98-1103015				Optum Frontier Therapies, LLC	MI	NIA	Optum Frontier Therapies Holdings, LLC	Ownership	100.000	UnitedHealth Group Incorporated		
		.0000	98-1103015				Optum Global Solutions (India) Private Limited	IND	NIA	Optum Global Solutions International B.V.	Ownership	99.999	UnitedHealth Group Incorporated		
		.0000	98-1097776				Optum Global Solutions (India) Private Limited	IND	NIA	UnitedHealth International, Inc.	Ownership	0.001	UnitedHealth Group Incorporated		
		.0000	98-1201187				Optum Global Solutions (Philippines), Inc.	PHL	NIA	Optum Global Solutions International B.V.	Ownership	99.991	UnitedHealth Group Incorporated		
		.0000	98-1201187				Optum Global Solutions Colombia S.A.S.	COL	NIA	Bordeaux UK Holdings II Limited	Ownership	100.000	UnitedHealth Group Incorporated		
		.0000	98-1201187				Optum Global Solutions International B.V.	NLD	NIA	Optum Technology, LLC	Ownership	97.480	UnitedHealth Group Incorporated		
		.0000	98-1201187				Optum Global Solutions International B.V.	NLD	NIA	OptumHealth International B.V.	Ownership	2.520	UnitedHealth Group Incorporated		
		.0000	04-3574101				Optum Government Solutions, Inc.	DE	NIA	OptumInsight, Inc.	Ownership	100.000	UnitedHealth Group Incorporated		
		.0000	98-1095799				Optum Health & Technology (Hong Kong) Limited	HKG	NIA	OptumHealth International B.V.	Ownership	100.000	UnitedHealth Group Incorporated		
		.0000	98-1095799				Optum Health & Technology (India) Private Limited	IND	NIA	OptumHealth International B.V.	Ownership	99.999	UnitedHealth Group Incorporated		
		.0000	98-1095799				Optum Health & Technology (India) Private Limited	IND	NIA	United Behavioral Health	Ownership	0.001	UnitedHealth Group Incorporated		
		.0000	98-1097886				Optum Health & Technology (Singapore) Pte. Ltd.	SGP	NIA	OptumHealth International B.V.	Ownership	100.000	UnitedHealth Group Incorporated		
		.0000	20-2149493				Optum Health & Technology (US), LLC	MO	NIA	OptumHealth Holdings, LLC	Ownership	100.000	UnitedHealth Group Incorporated		
		.0000	43-1747235				Optum Health & Technology Holdings (US), Inc.	MO	NIA	Optum, Inc.	Ownership	100.000	UnitedHealth Group Incorporated		
		.0000	98-1184561				Optum Health & Technology Serviços do Brasil Ltda.	BRA	NIA	Optum Global Solutions International B.V.	Ownership	99.998	UnitedHealth Group Incorporated		
		.0000	98-1184561				Optum Health & Technology Serviços do Brasil Ltda.	BRA	NIA	OptumInsight, Inc.	Ownership	0.002	UnitedHealth Group Incorporated		
		.0000	98-1276517				Optum Health and Technology FZ-LLC	ARE	NIA	Optum Global Solutions International B.V.	Ownership	100.000	UnitedHealth Group Incorporated		
		.0000	46-2385459				Optum Health Plan of California	DE	NIA	OptumCare Holdings, LLC	Ownership	100.000	UnitedHealth Group Incorporated		
		.0000	98-1097921				Optum Health Services (Canada) Ltd.	CAN	NIA	Optum Health & Technology Holdings (US), Inc.	Ownership	100.000	UnitedHealth Group Incorporated		
		.0000	98-1406274				Optum Health Solutions (Australia) Pty Ltd.	AUS	NIA	Optum UK Solutions Group Limited	Ownership	100.000	UnitedHealth Group Incorporated		
		.0000	98-1147355				Optum Health Solutions (UK) Limited	GBR	NIA	Optum UK Solutions Group Limited	Ownership	100.000	UnitedHealth Group Incorporated		
		.0000	58-2068880				Optum Healthcare of Illinois, Inc.	GA	NIA	Optum Women's and Children's Health, LLC	Ownership	100.000	UnitedHealth Group Incorporated		
		.0000	20-0212381				Optum Hospice Pharmacy Services, LLC	DE	NIA	OptumRx Health Solutions, LLC	Ownership	100.000	UnitedHealth Group Incorporated		
		.0000	11-2997132				Optum Infusion Services 100, Inc.	NY	NIA	Optum Infusion Services 500, Inc.	Ownership	100.000	UnitedHealth Group Incorporated		
		.0000	11-3485985				Optum Infusion Services 101, Inc.	NY	NIA	Optum Infusion Services 100, Inc.	Ownership	100.000	UnitedHealth Group Incorporated		
		.0000	27-1533840				Optum Infusion Services 103, LLC	DE	NIA	Serquinox Holdings LLC	Ownership	100.000	UnitedHealth Group Incorporated		
		.0000	57-0861358				Optum Infusion Services 200, Inc.	SC	NIA	Ambient Healthcare, Inc.	Ownership	100.000	UnitedHealth Group Incorporated		
		.0000	55-0802777				Optum Infusion Services 201, Inc.	FL	NIA	Ambient Healthcare, Inc.	Ownership	100.000	UnitedHealth Group Incorporated		
		.0000	20-4881413				Optum Infusion Services 202, Inc.	FL	NIA	Ambient Healthcare, Inc.	Ownership	100.000	UnitedHealth Group Incorporated		
		.0000	33-1012700				Optum Infusion Services 203, Inc.	FL	NIA	Ambient Healthcare, Inc.	Ownership	100.000	UnitedHealth Group Incorporated		

SCHEDULE Y
PART 1A - DETAIL OF INSURANCE HOLDING COMPANY SYSTEM

1	2	3	4	5	6	7	8	9	10	11	12	13	14	15	16
Group Code	Group Name	NAIC Company Code	ID Number	Federal RSSD	CIK	Name of Securities Exchange if Publicly Traded (U.S. or International)	Names of Parent, Subsidiaries Or Affiliates	Domi-ciliary Location	Relation-ship to Reporting Entity	Directly Controlled by (Name of Entity/Person)	Type of Control (Ownership, Board, Management, Attorney-in-Fact, Influence, Other)	If Control is Ownership Provide Percentage	Ultimate Controlling Entity(ies)/Person(s)	Is an SCA Filing Re-quired? (Y/N)	*
		.0000	55-0802774				Optum Infusion Services 204, Inc.	FL	NIA	Ambient Healthcare, Inc.	Ownership	100.000	UnitedHealth Group Incorporated		
		.0000	26-3738273				Optum Infusion Services 205, Inc.	FL	NIA	Ambient Healthcare, Inc.	Ownership	100.000	UnitedHealth Group Incorporated		
		.0000	63-1284325				Optum Infusion Services 206, Inc.	AL	NIA	Ambient Healthcare, Inc.	Ownership	100.000	UnitedHealth Group Incorporated		
		.0000	63-0964525				Optum Infusion Services 207, Inc.	AL	NIA	Optum Infusion Services 206, Inc.	Ownership	100.000	UnitedHealth Group Incorporated		
		.0000	20-4963945				Optum Infusion Services 208, Inc.	NC	NIA	Ambient Healthcare, Inc.	Ownership	100.000	UnitedHealth Group Incorporated		
		.0000	55-0802779				Optum Infusion Services 209, Inc.	GA	NIA	Ambient Healthcare, Inc.	Ownership	100.000	UnitedHealth Group Incorporated		
		.0000	75-2196224				Optum Infusion Services 301, LP	OK	NIA	Optum Infusion Services 305, LLC	Ownership	0.050	UnitedHealth Group Incorporated		
		.0000	75-2196224				Optum Infusion Services 301, LP	OK	NIA	Optum Infusion Services 500, Inc.	Ownership	99.950	UnitedHealth Group Incorporated		
		.0000	27-0668812				Optum Infusion Services 302, LLC	NE	NIA	Optum Infusion Services 500, Inc.	Ownership	100.000	UnitedHealth Group Incorporated		
		.0000	26-2565032				Optum Infusion Services 305, LLC	DE	NIA	Optum Infusion Services 500, Inc.	Ownership	100.000	UnitedHealth Group Incorporated		
		.0000	20-3741084				Optum Infusion Services 308, LLC	AZ	NIA	SCP Specialty Infusion, LLC	Ownership	100.000	UnitedHealth Group Incorporated		
		.0000	02-0653265				Optum Infusion Services 401, LLC	CA	NIA	SCP Specialty Infusion, LLC	Ownership	100.000	UnitedHealth Group Incorporated		
		.0000	26-4312858				Optum Infusion Services 402, LLC	CA	NIA	SCP Specialty Infusion, LLC	Ownership	100.000	UnitedHealth Group Incorporated		
		.0000	47-0941801				Optum Infusion Services 403, LLC	CA	NIA	SCP Specialty Infusion, LLC	Ownership	100.000	UnitedHealth Group Incorporated		
		.0000	93-1103256				Optum Infusion Services 404, LLC	OR	NIA	SCP Specialty Infusion, LLC	Ownership	100.000	UnitedHealth Group Incorporated		
		.0000	27-3918706				Optum Infusion Services 500, Inc.	DE	NIA	AxelaCare, LLC	Ownership	100.000	UnitedHealth Group Incorporated		
		.0000	84-2822134				Optum Infusion Services 501, Inc.	DE	NIA	Optum Infusion Services 500, Inc.	Ownership	100.000	UnitedHealth Group Incorporated		
.0707	UnitedHealth Group Incorporated	.69647	31-0628424				Optum Insurance of Ohio, Inc.	OH	IA	OptumRx PBM of Maryland, LLC	Ownership	100.000	UnitedHealth Group Incorporated		
		.0000	46-4734521				Optum Labs Dimensions, Inc.	DE	NIA	Optum Labs Topaz, Inc.	Ownership	100.000	UnitedHealth Group Incorporated		
		.0000	98-1249178				Optum Labs International (UK) Ltd.	GBR	NIA	UnitedHealth UK Limited	Ownership	100.000	UnitedHealth Group Incorporated		
		.0000	46-1615964				Optum Labs Topaz, Inc.	DE	NIA	Optum, Inc.	Ownership	100.000	UnitedHealth Group Incorporated		
		.0000	41-1934238				Optum Labs, LLC	DE	NIA	United HealthCare Services, Inc.	Ownership	100.000	UnitedHealth Group Incorporated		
		.0000	98-1209730				Optum Life Sciences (Canada) Inc.	CAN	NIA	OptumInsight Life Sciences, Inc.	Ownership	100.000	UnitedHealth Group Incorporated		
		.0000	95-2974864				Optum Magan Management, Inc.	CA	NIA	OptumCare Management, LLC	Ownership	100.000	UnitedHealth Group Incorporated		
		.0000	98-1098190				Optum Management Consulting (Shanghai) Co., Ltd.	CHN	NIA	Optum Health & Technology Holdings (US), Inc.	Ownership	100.000	UnitedHealth Group Incorporated		
		.0000	30-0826311				Optum Medical Services of California, P.C.	CA	NIA	Physician(s) Owned	Influence	0.000	UnitedHealth Group Incorporated		.1
		.0000	45-5424191				Optum Medical Services of Colorado, P.C.	CO	NIA	Physician(s) Owned	Influence	0.000	UnitedHealth Group Incorporated		.1
		.0000	45-3866363				Optum Medical Services, P.C.	NC	NIA	Physician(s) Owned	Influence	0.000	UnitedHealth Group Incorporated		.1
.0707	UnitedHealth Group Incorporated	.11068	30-0029448				Optum Networks of New Jersey, Inc.	DE	IA	OrthoNet Holdings, Inc.	Ownership	100.000	UnitedHealth Group Incorporated		
		.0000	58-1873062				Optum of New York, Inc.	NY	NIA	Optum Women's and Children's Health, LLC	Ownership	100.000	UnitedHealth Group Incorporated		
		.0000	98-1097761				Optum Operations (Ireland) Unlimited Company	IRL	NIA	UnitedHealthcare International VII S.à r.l.	Ownership	100.000	UnitedHealth Group Incorporated		
		.0000	20-8911466				Optum Oregon MSO, LLC	DE	NIA	Collaborative Care Holdings, LLC	Ownership	100.000	UnitedHealth Group Incorporated		
		.0000	20-8911303				Optum Palliative and Hospice Care of Pennsylvania, Inc.	TN	NIA	Hospice Inspiris Holdings, Inc.	Ownership	100.000	UnitedHealth Group Incorporated		
		.0000	20-8911303				Optum Palliative and Hospice Care of Texas, Inc.	TN	NIA	Hospice Inspiris Holdings, Inc.	Ownership	100.000	UnitedHealth Group Incorporated		
		.0000	45-3629080				Optum Perks LLC	DE	NIA	OptumRx PBM of Illinois, Inc.	Ownership	58.000	UnitedHealth Group Incorporated		
		.0000	45-3629080				Optum Perks LLC	DE	NIA	OptumRx Health Solutions, LLC	Ownership	42.000	UnitedHealth Group Incorporated		
		.0000	36-4435924				Optum Pharmacy 601, LLC	FL	NIA	Apothecary Holdings, Inc.	Ownership	100.000	UnitedHealth Group Incorporated		
		.0000	82-4030553				Optum Pharmacy 700, LLC	DE	NIA	OptumRx Administrative Services, LLC	Ownership	100.000	UnitedHealth Group Incorporated		
		.0000	84-2827343				Optum Pharmacy 701, LLC	DE	NIA	OptumRx Administrative Services, LLC	Ownership	100.000	UnitedHealth Group Incorporated		
		.0000	46-2731176				Optum Pharmacy 702, LLC	IN	NIA	OptumRx PBM of Illinois, Inc.	Ownership	100.000	UnitedHealth Group Incorporated		
		.0000	20-2719823				Optum Pharmacy 704, Inc.	TX	NIA	BriovaRx of Florida, Inc.	Ownership	100.000	UnitedHealth Group Incorporated		
		.0000	55-0824381				Optum Pharmacy 705, LLC	AL	NIA	BriovaRx of Maine, Inc.	Ownership	100.000	UnitedHealth Group Incorporated		
		.0000	74-3103518				Optum Pharmacy 706, Inc.	NY	NIA	Salveo Specialty Pharmacy, Inc.	Ownership	100.000	UnitedHealth Group Incorporated		
		.0000	20-4515146				Optum Pharmacy 707, Inc.	CA	NIA	Salveo Specialty Pharmacy, Inc.	Ownership	100.000	UnitedHealth Group Incorporated		
		.0000	27-2869469				Optum Pharmacy 800, Inc.	AZ	NIA	Apothecary Holdings, Inc.	Ownership	100.000	UnitedHealth Group Incorporated		
		.0000	13-4318552				Optum Pharmacy 801, Inc.	AZ	NIA	Apothecary Holdings, Inc.	Ownership	100.000	UnitedHealth Group Incorporated		
		.0000	26-4241458				Optum Pharmacy 803, Inc.	AZ	NIA	Apothecary Holdings, Inc.	Ownership	100.000	UnitedHealth Group Incorporated		
		.0000	26-0583808				Optum Pharmacy 805, Inc.	AZ	NIA	Apothecary Holdings, Inc.	Ownership	100.000	UnitedHealth Group Incorporated		
		.0000	27-0121303				Optum Pharmacy 806, Inc.	CA	NIA	Apothecary Holdings, Inc.	Ownership	100.000	UnitedHealth Group Incorporated		
		.0000	20-4581265				Optum Public Sector Solutions, Inc.	DE	NIA	OptumInsight, Inc.	Ownership	100.000	UnitedHealth Group Incorporated		

ANNUAL STATEMENT FOR THE YEAR 2020 OF THE UnitedHealthcare Plan of the River Valley, Inc.

SCHEDULE Y
PART 1A - DETAIL OF INSURANCE HOLDING COMPANY SYSTEM

1	2	3	4	5	6	7	8	9	10	11	12	13	14	15	16
Group Code	Group Name	NAIC Company Code	ID Number	Federal RSSD	CIK	Name of Securities Exchange if Publicly Traded (U.S. or International)	Names of Parent, Subsidiaries Or Affiliates	Domiciliary Location	Relationship to Reporting Entity	Directly Controlled by (Name of Entity/Person)	Type of Control (Ownership, Board, Management, Attorney-in-Fact, Influence, Other)	If Control is Ownership Provide Percentage	Ultimate Controlling Entity(ies)/Person(s)	Is an SCA Filing Required? (Y/N)	*
		.0000	46-3328009				Optum Rocket, Inc.	DE	NIA	OptumInsight, Inc.	Ownership	100.000	UnitedHealth Group Incorporated		
		.0000	26-0543382				Optum Senior Services, LLC	AL	NIA	Optum Hospice Pharmacy Services, LLC	Ownership	100.000	UnitedHealth Group Incorporated		
		.0000	98-1307821				Optum Services (Ireland) Limited	IRL	NIA	Optum Operations (Ireland) Unlimited Company	Ownership	100.000	UnitedHealth Group Incorporated		
		.0000	66-0870003				Optum Services (Puerto Rico) LLC	PR	NIA	UnitedHealthcare International III B.V.	Ownership	100.000	UnitedHealth Group Incorporated		
		.0000	45-4683454				Optum Services, Inc.	DE	NIA	Optum, Inc.	Ownership	100.000	UnitedHealth Group Incorporated		
		.0000	98-1284698				Optum Solutions do Brasil – Tecnologia e Serviços de Suporte Ltda.	BRA	NIA	Cemed Care – Empresa de Atendimento Clínico Geral Ltda.	Ownership	0.000	UnitedHealth Group Incorporated		
		.0000	98-1284698				Optum Solutions do Brasil – Tecnologia e Serviços de Suporte Ltda.	BRA	NIA	Amil Assistência Médica Internacional S.A.	Ownership	100.000	UnitedHealth Group Incorporated		
		.0000	98-0644599				Optum Solutions UK Holdings Limited	GBR	NIA	Optum Health & Technology Holdings (US), Inc.	Ownership	100.000	UnitedHealth Group Incorporated		
		.0000	46-5713629				Optum Technology, LLC	DE	NIA	OptumInsight, Inc.	Ownership	100.000	UnitedHealth Group Incorporated		
		.0000	98-1097769				Optum UK Solutions Group Limited	GBR	NIA	Optum Solutions UK Holdings Limited	Ownership	100.000	UnitedHealth Group Incorporated		
		.0000	85-0735012				Optum Washington Network, LLC	WA	NIA	Collaborative Care Holdings, LLC	Ownership	93.000	UnitedHealth Group Incorporated		
		.0000	58-2205984				Optum Women's and Children's Health, LLC	DE	NIA	My Wellness Solutions, LLC	Ownership	100.000	UnitedHealth Group Incorporated		
		.0000	30-0580620	3119994			Optum, Inc.	DE	NIA	United HealthCare Services, Inc.	Ownership	100.000	UnitedHealth Group Incorporated		
		.0000	46-3983926				Optum360 Services, Inc.	DE	NIA	Optum Rocket, Inc.	Ownership	69.000	UnitedHealth Group Incorporated		
		.0000	82-3446942				Optum360 Solutions, LLC	DE	NIA	OptumInsight, Inc.	Ownership	100.000	UnitedHealth Group Incorporated		
		.0000	46-3283307				Optum360, LLC	DE	NIA	Optum Rocket, Inc.	Ownership	69.000	UnitedHealth Group Incorporated		
		.0000	30-0940296				OptumCare ACO New Mexico, LLC	DE	NIA	OptumCare New Mexico, LLC	Ownership	100.000	UnitedHealth Group Incorporated		
		.0000	47-1422097				OptumCare Clinical Trials, LLC	DE	NIA	OptumCare Holdings, LLC	Ownership	100.000	UnitedHealth Group Incorporated		
		.0000	35-2597463				OptumCare Colorado ASC, LLC	CO	NIA	OptumCare Colorado, LLC	Ownership	100.000	UnitedHealth Group Incorporated		
		.0000	47-2218380				OptumCare Colorado Springs, LLC	CO	NIA	OptumCare Holdings Colorado, LLC	Ownership	100.000	UnitedHealth Group Incorporated		
		.0000	47-2196783				OptumCare Colorado, LLC	CO	NIA	OptumCare Management, LLC	Ownership	100.000	UnitedHealth Group Incorporated		
		.0000	26-1508741				OptumCare Endoscopy Center New Mexico, LLC	NM	NIA	OptumCare New Mexico, LLC	Ownership	100.000	UnitedHealth Group Incorporated		
		.0000	82-2227280				OptumCare Florida CI, LLC	DE	NIA	OptumCare Florida, LLC	Ownership	100.000	UnitedHealth Group Incorporated		
		.0000	87-0408859				OptumCare Florida, LLC	DE	NIA	OptumCare Holdings, LLC	Ownership	100.000	UnitedHealth Group Incorporated		
		.0000	30-0990065				OptumCare Holdings Colorado, LLC	CO	NIA	OptumCare Colorado, LLC	Ownership	85.000	UnitedHealth Group Incorporated		
		.0000	56-2592163				OptumCare Holdings, LLC	CA	NIA	Collaborative Care Holdings, LLC	Ownership	100.000	UnitedHealth Group Incorporated		
		.0000	95-4509662				OptumCare Management, LLC	CA	NIA	OptumCare Holdings, LLC	Ownership	100.000	UnitedHealth Group Incorporated		
		.0000	20-4043287				OptumCare New Mexico, LLC	DE	NIA	OptumCare Management, LLC	Ownership	100.000	UnitedHealth Group Incorporated		
		.0000	13-4138668				OptumCare New York IPA, Inc.	NY	NIA	Inspiris, Inc.	Ownership	100.000	UnitedHealth Group Incorporated		
		.0000	45-3462809				OptumCare South Florida, LLC	FL	NIA	OptumCare Management, LLC	Ownership	100.000	UnitedHealth Group Incorporated		
		.0000	84-3504842				OptumCare Specialty Practices, LLC	DE	NIA	SC Affiliates, LLC	Ownership	100.000	UnitedHealth Group Incorporated		
		.0000	41-1591944				OptumHealth Care Solutions, LLC	DE	NIA	OptumInsight, Inc.	Ownership	100.000	UnitedHealth Group Incorporated		
		.0000	47-0858530				OptumHealth Financial Services, Inc.	DE	NIA	OptumHealth Holdings, LLC	Ownership	100.000	UnitedHealth Group Incorporated		
		.0000	47-1192395				OptumHealth Holdings, LLC	DE	NIA	Optum, Inc.	Ownership	100.000	UnitedHealth Group Incorporated		
		.0000	98-1106868				OptumHealth International B.V.	MLD	NIA	Catamaran S.á.r.l.	Ownership	100.000	UnitedHealth Group Incorporated		
		.0000					OptumInsight Holdings, LLC	DE	NIA	Optum, Inc.	Ownership	100.000	UnitedHealth Group Incorporated		
		.0000	98-1401978				OptumInsight India Private Limited	IND	NIA	The Advisory Board Company	Ownership	0.935	UnitedHealth Group Incorporated		
		.0000	98-1401978				OptumInsight India Private Limited	IND	NIA	ABC International Holdings, LLC	Ownership	99.065	UnitedHealth Group Incorporated		
		.0000	04-3383745				OptumInsight Life Sciences, Inc.	DE	NIA	OptumInsight, Inc.	Ownership	100.000	UnitedHealth Group Incorporated		
		.0000	41-1858498				OptumInsight, Inc.	DE	NIA	OptumInsight Holdings, LLC	Ownership	100.000	UnitedHealth Group Incorporated		
		.0000	75-2578509				OptumRx Administrative Services, LLC	TX	NIA	OptumRx Holdings I, LLC	Ownership	100.000	UnitedHealth Group Incorporated		
		.0000	31-1728846				OptumRx Discount Card Services, LLC	DE	NIA	OptumRx PBM of Illinois, Inc.	Ownership	100.000	UnitedHealth Group Incorporated		
		.0000	47-4734235				OptumRx Group Holdings, Inc.	DE	NIA	Optum, Inc.	Ownership	100.000	UnitedHealth Group Incorporated		
		.0000	46-0666840				OptumRx Health Solutions, LLC	DE	NIA	OptumRx Administrative Services, LLC	Ownership	100.000	UnitedHealth Group Incorporated		
		.0000	80-0870454				OptumRx Holdings I, LLC	DE	NIA	OptumRx Group Holdings, Inc.	Ownership	100.000	UnitedHealth Group Incorporated		
		.0000					OptumRx Holdings, LLC	DE	NIA	Optum, Inc.	Ownership	100.000	UnitedHealth Group Incorporated		
		.0000	34-1472211				OptumRx Home Delivery of Ohio, LLC	OH	NIA	OptumRx Health Solutions, LLC	Ownership	100.000	UnitedHealth Group Incorporated		
		.0000	20-0218027				OptumRx IPA III, Inc.	NY	NIA	OptumRx PBM of Maryland, LLC	Ownership	100.000	UnitedHealth Group Incorporated		
		.0000	20-0151096				OptumRx NY IPA, Inc.	NY	NIA	OptumRx, Inc.	Ownership	100.000	UnitedHealth Group Incorporated		
		.0000	27-3419292				OptumRx of Pennsylvania, LLC	DE	NIA	OptumRx Health Solutions, LLC	Ownership	100.000	UnitedHealth Group Incorporated		

SCHEDULE Y
PART 1A - DETAIL OF INSURANCE HOLDING COMPANY SYSTEM

1	2	3	4	5	6	7	8	9	10	11	12	13	14	15	16
Group Code	Group Name	NAIC Company Code	ID Number	Federal RSSD	CIK	Name of Securities Exchange if Publicly Traded (U.S. or International)	Names of Parent, Subsidiaries Or Affiliates	Domi-ciliary Location	Relation-ship to Reporting Entity	Directly Controlled by (Name of Entity/Person)	Type of Control (Ownership, Board, Management, Attorney-in-Fact, Influence, Other)	If Control is Ownership Provide Percentage	Ultimate Controlling Entity(ies)/Person(s)	Is an SCA Filing Re-quired? (Y/N)	*
		.0000	11-2581812				OptumRx PBM of Illinois, Inc.	DE	NIA	OptumRx Administrative Services, LLC	Ownership	100.000	UnitedHealth Group Incorporated		
		.0000	88-0361447				OptumRx PBM of Maryland, LLC	NV	NIA	OptumRx Health Solutions, LLC	Ownership	100.000	UnitedHealth Group Incorporated		
		.0000	03-0592263				OptumRx PBM of Pennsylvania, LLC	PA	NIA	OptumRx of Pennsylvania, LLC	Ownership	100.000	UnitedHealth Group Incorporated		
		.0000	38-3693753				OptumRx PBM of Wisconsin, LLC	WI	NIA	OptumRx PBM of Illinois, Inc.	Ownership	100.000	UnitedHealth Group Incorporated		
		.0000	16-1767416				OptumRx PD of Pennsylvania, LLC	PA	NIA	OptumRx of Pennsylvania, LLC	Ownership	100.000	UnitedHealth Group Incorporated		
		.0000	88-0373347				OptumRx Pharmacy of Nevada, Inc.	NV	NIA	OptumRx Health Solutions, LLC	Ownership	100.000	UnitedHealth Group Incorporated		
		.0000	47-3146510				OptumRx Pharmacy, Inc.	DE	NIA	OptumRx, Inc.	Ownership	100.000	UnitedHealth Group Incorporated		
		.0000	33-0441200				OptumRx, Inc.	CA	NIA	OptumRx Holdings, LLC	Ownership	100.000	UnitedHealth Group Incorporated		
		.0000	52-2016292				OptumServe Technology Services, Inc.	MD	NIA	OptumInsight, Inc.	Ownership	100.000	UnitedHealth Group Incorporated		
		.0000					Oregon Healthcare Resources, LLC	OR	NIA	CHR Physician Group, P.C.	Ownership	100.000	UnitedHealth Group Incorporated		
		.0000	22-3883387				Oregon Outpatient Surgery Center, LLC	OR	NIA	Providence & SCA Off-Campus Holdings, LLC	Ownership	51.180	UnitedHealth Group Incorporated		2
		.0000	59-3125869				Orlando Center for Outpatient Surgery, L.P.	GA	NIA	Surgical Health Of Orlando, LLC	Ownership	51.000	UnitedHealth Group Incorporated		
		.0000	59-3125869				Orlando Center for Outpatient Surgery, L.P.	GA	NIA	Surgical Health, LLC	Ownership	11.864	UnitedHealth Group Incorporated		
		.0000	46-2742615				Orthology Inc.	DE	NIA	UnitedHealth Group Ventures, LLC	Ownership	80.000	UnitedHealth Group Incorporated		
		.0000	13-3960641				OrthoNet Holdings, Inc.	DE	NIA	OptumHealth Care Solutions, LLC	Ownership	100.000	UnitedHealth Group Incorporated		
		.0000	13-3818652				OrthoNet LLC	NY	NIA	OrthoNet Holdings, Inc.	Ownership	100.000	UnitedHealth Group Incorporated		
		.0000	13-4025898				OrthoNet New York IPA, Inc.	NY	NIA	OrthoNet Holdings, Inc.	Ownership	100.000	UnitedHealth Group Incorporated		
		.0000	26-2884306				OrthoNet of the South, Inc.	DE	NIA	OrthoNet Holdings, Inc.	Ownership	100.000	UnitedHealth Group Incorporated		
		.0000	46-1581769				OrthoNet Services, Inc.	DE	NIA	OrthoNet Holdings, Inc.	Ownership	100.000	UnitedHealth Group Incorporated		
		.0000	20-0221966				OrthoNet West, Inc.	DE	NIA	OrthoNet Holdings, Inc.	Ownership	100.000	UnitedHealth Group Incorporated		
		.0000	81-2594417				Orthopedic Surgery Center of Palm Beach County, LLC	FL	NIA	SCA-Palm Beach, LLC	Ownership	26.500	UnitedHealth Group Incorporated		2
		.0000	41-1921007				Ovations, Inc.	DE	NIA	United HealthCare Services, Inc.	Ownership	100.000	UnitedHealth Group Incorporated		
		.0000	06-1587795				Oxford Benefit Management, Inc.	CT	NIA	Oxford Health Plans LLC	Ownership	100.000	UnitedHealth Group Incorporated		
.0707	UnitedHealth Group Incorporated	.78026	22-2797560				Oxford Health Insurance, Inc.	NY	IA	UnitedHealthcare Insurance Company	Ownership	100.000	UnitedHealth Group Incorporated		
.0707	UnitedHealth Group Incorporated	.96798	06-1181201				Oxford Health Plans (CT), Inc.	CT	IA	Oxford Health Plans LLC	Ownership	100.000	UnitedHealth Group Incorporated		
.0707	UnitedHealth Group Incorporated	.95506	22-2745725				Oxford Health Plans (NJ), Inc.	NJ	IA	Oxford Health Plans LLC	Ownership	100.000	UnitedHealth Group Incorporated		
.0707	UnitedHealth Group Incorporated	.95479	06-1181200				Oxford Health Plans (NY), Inc.	NY	IA	Oxford Health Plans LLC	Ownership	100.000	UnitedHealth Group Incorporated		
		.0000	52-2443751				Oxford Health Plans LLC	DE	NIA	UnitedHealth Group Incorporated	Ownership	100.000	UnitedHealth Group Incorporated		
		.0000	27-0080997				P2P Link, LLC	DE	NIA	SRPS, LLC	Ownership	100.000	UnitedHealth Group Incorporated		
		.0000	75-2857077				Pacific Casualty Company, Inc.	HI	NIA	USHEALTH Group, Inc.	Ownership	100.000	UnitedHealth Group Incorporated		
.0707	UnitedHealth Group Incorporated	.70785	35-1137395				PacificCare Life and Health Insurance Company	IN	IA	United HealthCare Services, Inc.	Ownership	100.000	UnitedHealth Group Incorporated		
.0707	UnitedHealth Group Incorporated	.84506	95-2829463				PacificCare Life Assurance Company	CO	IA	United HealthCare Services, Inc.	Ownership	100.000	UnitedHealth Group Incorporated		
.0707	UnitedHealth Group Incorporated	.95617	94-3267522				PacificCare of Arizona, Inc.	AZ	IA	United HealthCare Services, Inc.	Ownership	100.000	UnitedHealth Group Incorporated		
.0707	UnitedHealth Group Incorporated	.95434	84-1011378				PacificCare of Colorado, Inc.	CO	IA	United HealthCare Services, Inc.	Ownership	100.000	UnitedHealth Group Incorporated		
.0707	UnitedHealth Group Incorporated	.95685	86-0875231				PacificCare of Nevada, Inc.	NV	IA	United HealthCare Services, Inc.	Ownership	100.000	UnitedHealth Group Incorporated		
		.0000	98-1444613				Pacificco S.A. Entidad Prestadora de Salud EPS	PER	NIA	Empremédica S. A.	Ownership	50.000	UnitedHealth Group Incorporated		
		.0000	48-1255983				Panama City Surgery Center, LLC	FL	NIA	SCA-Panama City Holdings, LLC	Ownership	53.457	UnitedHealth Group Incorporated		
		.0000	45-1484375				Park Hill Surgery Center, LLC	TX	NIA	Surgical Care Affiliates, LLC	Influence	1.000	UnitedHealth Group Incorporated		
		.0000	20-4127100				Parkway Surgery Center, LLC	DE	NIA	SCA-Hagerstown, LLC	Ownership	78.400	UnitedHealth Group Incorporated		
		.0000					Patrimonio Autónomo Nueva Clínica	COL	NIA	Clínica del Country S.A.	Ownership	65.180	UnitedHealth Group Incorporated		
		.0000					Patrimonio Autónomo Nueva Clínica	COL	NIA	Promotora Country S.A.	Ownership	0.230	UnitedHealth Group Incorporated		
		.0000					Patrimonio Autónomo Nueva Clínica	COL	NIA	Banmédica Internacional SpA	Ownership	9.670	UnitedHealth Group Incorporated		
		.0000	62-1451147				Payment Resolution Services, LLC	TN	NIA	OptumInsight, Inc.	Ownership	100.000	UnitedHealth Group Incorporated		
		.0000	75-3265056				PCCCV, Inc.	CA	NIA	PrimeCare Medical Network, Inc.	Ownership	100.000	UnitedHealth Group Incorporated		
		.0000	47-2429625				Penzo Enterprises, LLC	DE	NIA	OptumRx Holdings, LLC	Ownership	100.000	UnitedHealth Group Incorporated		
.0707	UnitedHealth Group Incorporated	.13607	20-5662149				Peoples Health, Inc.	LA	IA	New Orleans Regional Physician Hospital Organization, L.L.C.	Ownership	100.000	UnitedHealth Group Incorporated		
		.0000	20-5608977				Perham Physical Therapy, LTD	MN	NIA	Orthology Inc.	Ownership	100.000	UnitedHealth Group Incorporated		
		.0000	58-1978405				Perimeter Center for Outpatient Surgery, L.P.	GA	NIA	SHC Atlanta, LLC	Ownership	26.643	UnitedHealth Group Incorporated		2

ANNUAL STATEMENT FOR THE YEAR 2020 OF THE UnitedHealthcare Plan of the River Valley, Inc.

SCHEDULE Y
PART 1A - DETAIL OF INSURANCE HOLDING COMPANY SYSTEM

1	2	3	4	5	6	7	8	9	10	11	12	13	14	15	16
Group Code	Group Name	NAIC Company Code	ID Number	Federal RSSD	CIK	Name of Securities Exchange if Publicly Traded (U.S. or International)	Names of Parent, Subsidiaries Or Affiliates	Domiciliary Location	Relationship to Reporting Entity	Directly Controlled by (Name of Entity/Person)	Type of Control (Ownership, Board, Management, Attorney-in-Fact, Influence, Other)	If Control is Ownership Provide Percentage	Ultimate Controlling Entity(ies)/Person(s)	Is an SCA Filing Required? (Y/N)	*
		.0000	47-5449645				Pharmaceutical Technologies Independent Practice Association, LLC	NY	NIA	Pharmaceutical Technologies, Inc.	Ownership	100.000	UnitedHealth Group Incorporated		
		.0000	47-0764793				Pharmaceutical Technologies, Inc.	NE	NIA	Diplomat Pharmacy, Inc.	Ownership	100.000	UnitedHealth Group Incorporated		
		.0000	35-2288416				PHC Subsidiary Holdings, LLC	TX	NIA	United HealthCare Services, Inc.	Ownership	100.000	UnitedHealth Group Incorporated		
		.0000	81-2902954				Physician Alliance of the Rockies, LLC	CO	NIA	New West Physicians, Inc.	Ownership	100.000	UnitedHealth Group Incorporated		
		.0000	95-4747379				Physician Associates of the Greater San Gabriel Valley, a Medical Group, Inc.	CA	NIA	HealthCare Partners Affiliates Medical Group	Ownership	100.000	UnitedHealth Group Incorporated		.1
		.0000	30-0516435				Physician Partners Medical Group, Inc.	CA	NIA	Physician(s) Owned	Influence	0.000	UnitedHealth Group Incorporated		.1
		.0000	91-1822767				Physicians Care Network, L.L.C.	WA	NIA	Physician(s) Owned	Influence	0.000	UnitedHealth Group Incorporated		.1
		.0000	59-3438026				Physicians Day Surgery Center, LLC	FL	NIA	SCA-Naples, LLC	Ownership	51.000	UnitedHealth Group Incorporated		
.0707	UnitedHealth Group Incorporated	.11494	04-3677255				Physicians Health Choice of Texas, LLC	TX	IA	PHC Subsidiary Holdings, LLC	Ownership	100.000	UnitedHealth Group Incorporated		
		.0000	52-1162824				Physicians Health Plan of Maryland, Inc.	MD	NIA	United HealthCare Services, Inc.	Ownership	100.000	UnitedHealth Group Incorporated		
		.0000	20-5170962				Physicians' Surgery Center of Downey, LLC	CA	NIA	SCA-AppleCare Partners, LLC	Ownership	59.998	UnitedHealth Group Incorporated		
		.0000	84-1498816				Pinnacle III, LLC	CO	NIA	SCA Pinnacle Holdings, LLC	Ownership	100.000	UnitedHealth Group Incorporated		
		.0000	98-1388873				Piano de Saude Ana Costa Ltda.	BRA	NIA	Santos Administração e Participações S.A. Anil Assistência Médica Internacional S.A.	Ownership	25.140	UnitedHealth Group Incorporated		
		.0000	98-1388873				Piano de Saude Ana Costa Ltda.	BRA	NIA	Santos Administração e Participações S.A. Anil Assistência Médica Internacional S.A.	Ownership	74.860	UnitedHealth Group Incorporated		
		.0000	66-0742844				Plus One Health Management Puerto Rico, Inc.	PRI	NIA	Plus One Holdings, Inc.	Ownership	100.000	UnitedHealth Group Incorporated		
		.0000	13-3613705				Plus One Holdings, Inc.	DE	NIA	OptumHealth Care Solutions, LLC	Ownership	100.000	UnitedHealth Group Incorporated		
		.0000	80-0670247				PMI Acquisition, LLC	DE	NIA	Progressive Enterprises Holdings, Inc.	Ownership	100.000	UnitedHealth Group Incorporated		
		.0000	26-3148744				PMSI Holdings, LLC	DE	NIA	Progressive Enterprises Holdings, Inc.	Ownership	100.000	UnitedHealth Group Incorporated		
		.0000	59-3166848				PMSI Settlement Solutions, LLC	FL	NIA	PMSI Holdings, LLC	Ownership	100.000	UnitedHealth Group Incorporated		
		.0000	56-2422696				PMSI, LLC	FL	NIA	PMSI Holdings, LLC	Ownership	100.000	UnitedHealth Group Incorporated		
		.0000	98-1083164				Polar II Fundo de Investimento em Participações Multiestrategia	BRA	NIA	UnitedHealthcare International IV S.á r.l.	Ownership	100.000	UnitedHealth Group Incorporated		
		.0000	47-5563848				Polo Holdco, LLC	DE	NIA	Collaborative Care Holdings, LLC	Ownership	80.100	UnitedHealth Group Incorporated		
		.0000	83-3042027				Polyclinic Holdings, P.C.	WA	NIA	Physician(s) Owned	Influence	0.000	UnitedHealth Group Incorporated		.1
		.0000	46-0508606				Polyclinic Management Services Company, LLC	WA	NIA	The Polyclinic, PLLC	Ownership	51.000	UnitedHealth Group Incorporated		.1
		.0000	46-5415205				POMCO Network, Inc.	NY	NIA	POMCO, Inc.	Ownership	100.000	UnitedHealth Group Incorporated		
		.0000	15-0581348				POMCO, Inc.	NY	NIA	UMR, Inc.	Ownership	100.000	UnitedHealth Group Incorporated		
		.0000	33-0261822				Pomerado Outpatient Surgical Center, Inc.	CA	NIA	ASC Network, LLC	Ownership	100.000	UnitedHealth Group Incorporated		
		.0000	33-0752699				Pomerado Outpatient Surgical Center, L.P.	CA	NIA	Pomerado Outpatient Surgical Center, Inc.	Ownership	57.500	UnitedHealth Group Incorporated		
		.0000	30-0844501				Post-Acute Care Center for Research, LLC	DE	NIA	naviHealth, Inc.	Ownership	100.000	UnitedHealth Group Incorporated		
		.0000	27-1454121				PPH Holdings, LLC	DE	NIA	Practice Partners in Healthcare, LLC	Ownership	100.000	UnitedHealth Group Incorporated		
		.0000	24-1453981				PPH Management Company, L.L.C.	DE	NIA	Practice Partners in Healthcare, LLC	Ownership	100.000	UnitedHealth Group Incorporated		
		.0000	26-4490039				PPH-Columbia, Inc.	DE	NIA	Practice Partners in Healthcare, LLC	Ownership	100.000	UnitedHealth Group Incorporated		
		.0000	26-4489980				PPH-Gardendale, Inc.	DE	NIA	Practice Partners in Healthcare, LLC	Ownership	100.000	UnitedHealth Group Incorporated		
		.0000	76-0770414				Practice Partners in Healthcare, LLC	DE	NIA	SCA-Practice Partners Holdings, LLC	Ownership	100.000	UnitedHealth Group Incorporated		
		.0000	75-2225186				Precision Dialing Services, Inc.	DE	NIA	USHEALTH Career Agency, Inc.	Ownership	100.000	UnitedHealth Group Incorporated		
		.0000	65-0683927				Preferred Care Partners Holding, Corp.	FL	NIA	United HealthCare Services, Inc.	Ownership	100.000	UnitedHealth Group Incorporated		
		.0000	26-1845018				Preferred Care Partners Medical Group, Inc.	FL	NIA	Preferred Care Partners Holding, Corp.	Ownership	100.000	UnitedHealth Group Incorporated		
.0707	UnitedHealth Group Incorporated	.11176	65-0885893				Preferred Care Partners, Inc.	FL	IA	Preferred Care Partners Holding, Corp.	Ownership	100.000	UnitedHealth Group Incorporated		
		.0000	75-3265059				Premier Choice ACO, Inc.	CA	NIA	PrimeCare Medical Network, Inc.	Ownership	100.000	UnitedHealth Group Incorporated		
		.0000	72-1378216				Premier Surgery Center of Louisville, L.P.	TN	NIA	SCA Premier Surgery Center of Louisville, LLC	Ownership	51.000	UnitedHealth Group Incorporated		
		.0000	20-1499748				Premiere Medical Resources, LLC	DE	NIA	Unity Health Network, LLC	Ownership	100.000	UnitedHealth Group Incorporated		
		.0000	33-0527335				Primary Care Associated Medical Group, Inc.	CA	NIA	NAIM Medical Group Holdings, Inc.	Ownership	100.000	UnitedHealth Group Incorporated		.1
		.0000	30-0516440				Prime Community Care, Inc.	CA	NIA	Physician(s) Owned	Influence	0.000	UnitedHealth Group Incorporated		.1
		.0000	88-0253112				Prime Health, Inc.	NV	NIA	Sierra Health Services, Inc.	Ownership	100.000	UnitedHealth Group Incorporated		
		.0000	33-0645768				PrimeCare Medical Group of Chino Valley, Inc.	CA	NIA	Physician(s) Owned	Influence	0.000	UnitedHealth Group Incorporated		.1
		.0000	33-0607478				PrimeCare Medical Network, Inc.	CA	NIA	NAIM Holdings, Inc.	Ownership	100.000	UnitedHealth Group Incorporated		
		.0000	87-0757397				PrimeCare of Citrus Valley, Inc.	CA	NIA	PrimeCare Medical Network, Inc.	Ownership	80.000	UnitedHealth Group Incorporated		

ANNUAL STATEMENT FOR THE YEAR 2020 OF THE UnitedHealthcare Plan of the River Valley, Inc.

SCHEDULE Y
PART 1A - DETAIL OF INSURANCE HOLDING COMPANY SYSTEM

1	2	3	4	5	6	7	8	9	10	11	12	13	14	15	16
Group Code	Group Name	NAIC Company Code	ID Number	Federal RSSD	CIK	Name of Securities Exchange if Publicly Traded (U.S. or International)	Names of Parent, Subsidiaries Or Affiliates	Domiciliary Location	Relationship to Reporting Entity	Directly Controlled by (Name of Entity/Person)	Type of Control (Ownership, Board, Management, Attorney-in-Fact, Influence, Other)	If Control is Ownership Provide Percentage	Ultimate Controlling Entity(ies)/Person(s)	Is an SCA Filing Required? (Y/N)	*
		.0000	33-0674407				PrimeCare of Corona, Inc.	CA	NIA	PrimeCare Medical Network, Inc.	Ownership	100.000	UnitedHealth Group Incorporated		
		.0000	33-0674401				PrimeCare of Hemet Valley, Inc.	CA	NIA	PrimeCare Medical Network, Inc.	Ownership	100.000	UnitedHealth Group Incorporated		
		.0000	33-0674408				PrimeCare of Inland Valley, Inc.	CA	NIA	PrimeCare Medical Network, Inc.	Ownership	100.000	UnitedHealth Group Incorporated		
		.0000	33-0674402				PrimeCare of Moreno Valley, Inc.	CA	NIA	PrimeCare Medical Network, Inc.	Ownership	100.000	UnitedHealth Group Incorporated		
		.0000	33-0674400				PrimeCare of Redlands, Inc.	CA	NIA	PrimeCare Medical Network, Inc.	Ownership	100.000	UnitedHealth Group Incorporated		
		.0000	33-0674404				PrimeCare of Riverside, Inc.	CA	NIA	PrimeCare Medical Network, Inc.	Ownership	100.000	UnitedHealth Group Incorporated		
		.0000	14-1915328				PrimeCare of San Bernardino, Inc.	CA	NIA	PrimeCare Medical Network, Inc.	Ownership	100.000	UnitedHealth Group Incorporated		
		.0000	33-0698439				PrimeCare of Sun City, Inc.	CA	NIA	PrimeCare Medical Network, Inc.	Ownership	100.000	UnitedHealth Group Incorporated		
		.0000	33-0674409				PrimeCare of Temecula, Inc.	CA	NIA	PrimeCare Medical Network, Inc.	Ownership	100.000	UnitedHealth Group Incorporated		
		.0000	14-1873402				Procura Management, Inc.	DE	NIA	Healthcare Solutions, Inc.	Ownership	100.000	UnitedHealth Group Incorporated		
		.0000	27-4371197				Progressive Enterprises Holdings, Inc.	DE	NIA	OptumRx, Inc.	Ownership	100.000	UnitedHealth Group Incorporated		
		.0000	31-1192384				Progressive Medical, LLC	OH	NIA	PMI Acquisition, LLC	Ownership	100.000	UnitedHealth Group Incorporated		
		.0000	45-4469117				ProHEALTH Accountable Care Medical Group, PLLC	NY	NIA	ProHEALTH Care Associates, L.L.P.	Ownership	100.000	UnitedHealth Group Incorporated		.1
		.0000	11-3447394				ProHEALTH Ambulatory Surgery Center, Inc.	NY	NIA	Physician(s) Owned	Influence	0.000	UnitedHealth Group Incorporated		.1
		.0000	47-5656253				ProHEALTH Care Associates of New Jersey LLP	NJ	NIA	Physician(s) Owned	Influence	0.000	UnitedHealth Group Incorporated		.1
		.0000	11-3355604				ProHEALTH Care Associates, L.L.P.	NY	NIA	ProHEALTH Medical NY, P.C.	Ownership	100.000	UnitedHealth Group Incorporated		.1
		.0000	47-1049961				ProHEALTH Medical Management, LLC	DE	NIA	Collaborative Care Holdings, LLC	Ownership	100.000	UnitedHealth Group Incorporated		
		.0000	47-1388406				ProHEALTH Medical NY, P.C.	NY	NIA	Physician(s) Owned	Influence	0.000	UnitedHealth Group Incorporated		.1
		.0000	45-5470737				ProHealth Physicians ACO, LLC	CT	NIA	ProHealth Physicians, Inc.	Ownership	100.000	UnitedHealth Group Incorporated		
		.0000	06-1446075				ProHealth Physicians, Inc.	CT	NIA	Polo Holdco, LLC	Ownership	100.000	UnitedHealth Group Incorporated		
		.0000	06-1469068				ProHealth Physicians, P.C.	CT	NIA	Physician(s) Owned	Influence	0.000	UnitedHealth Group Incorporated		.1
		.0000	32-0455430				ProHealth Proton Center Management, LLC	DE	NIA	ProHEALTH Medical Management, LLC	Ownership	100.000	UnitedHealth Group Incorporated		
		.0000	47-5661535				ProHEALTH Urgent Care Medicine of New Jersey LLP	NJ	NIA	Physician(s) Owned	Influence	0.000	UnitedHealth Group Incorporated		.1
		.0000	46-1883579				ProHEALTH Urgent Care Medicine, PLLC	NY	NIA	ProHEALTH Care Associates, L.L.P.	Ownership	100.000	UnitedHealth Group Incorporated		.1
		.0000	85-0496329				ProHealth/CareMount Dental Management, LLC	NY	NIA	CareMount Dental Member, LLC	Ownership	46.000	UnitedHealth Group Incorporated		.2
		.0000	85-0496329				Project Titan, LLC	DE	NIA	Triple Aim Partners, LLC	Ownership	99.600	UnitedHealth Group Incorporated		
		.0000	22-3493126				Promotora Country S.A.	COL	NIA	Banmedica S.A.	Ownership	50.000	UnitedHealth Group Incorporated		
		.0000	98-1444638				Pronounced Health Solutions, Inc.	DE	NIA	My Wellness Solutions, LLC	Ownership	100.000	UnitedHealth Group Incorporated		
		.0000	85-0775386				Prosemedic S.A.C.	PER	NIA	EPS	Ownership	80.000	UnitedHealth Group Incorporated		
		.0000	82-2400620				Prospero Health Partners Florida, Inc.	FL	NIA	Physician(s) Owned	Influence	0.000	UnitedHealth Group Incorporated		.1
		.0000	84-4569314				Prospero Health Partners New York, P.C.	NY	NIA	Physician(s) Owned	Influence	0.000	UnitedHealth Group Incorporated		.1
		.0000	84-3234753				Prospero Health Partners North Carolina, P.C.	NC	NIA	Physician(s) Owned	Influence	0.000	UnitedHealth Group Incorporated		.1
		.0000	84-3234753				Prospero Health Partners, P.C.	IN	NIA	Physician(s) Owned	Influence	0.000	UnitedHealth Group Incorporated		.1
		.0000	83-4217561				Prospero Management Services, LLC	DE	NIA	Triple Aim Partners, LLC	Ownership	100.000	UnitedHealth Group Incorporated		
		.0000	84-3844362				Prospero Medical Services New Jersey, P.C.	NJ	NIA	Physician(s) Owned	Influence	0.000	UnitedHealth Group Incorporated		.1
		.0000	82-3765555				Providence & SCA Off-Campus Holdings, LLC	DE	NIA	SCA-Portland, LLC	Ownership	40.000	UnitedHealth Group Incorporated		.2
		.0000	82-3270499				Providence & SCA On-Campus Holdings, LLC	DE	NIA	SCA-Portland, LLC	Ownership	20.000	UnitedHealth Group Incorporated		.2
		.0000	83-1591205				Providence & SCA Outreach Markets Holdings, LLC	DE	NIA	SCA-Portland, LLC	Ownership	49.000	UnitedHealth Group Incorporated		.2
		.0000	90-0876656				PS Center, LLC	CA	NIA	Beach Surgical Holdings II, LLC	Ownership	100.000	UnitedHealth Group Incorporated		.2
		.0000	46-1061132				PSC Bellevue, LLC	NE	NIA	Pharmaceutical Technologies, Inc.	Ownership	100.000	UnitedHealth Group Incorporated		
		.0000	46-1371723				PSC Coventry, LLC	NE	NIA	Pharmaceutical Technologies, Inc.	Ownership	100.000	UnitedHealth Group Incorporated		
		.0000	46-1367698				PSC Properties, LLC	NE	NIA	Pharmaceutical Technologies, Inc.	Ownership	100.000	UnitedHealth Group Incorporated		
		.0000	85-0921665				Psychiatry Services of New York, P.C.	NY	NIA	Physician(s) Owned	Influence	0.000	UnitedHealth Group Incorporated		.1
		.0000	46-3901920				Pulse Platform, LLC	DE	NIA	Rally Health, Inc.	Ownership	100.000	UnitedHealth Group Incorporated		
		.0000	62-1804707				Qol Acquisition Holdings Corp.	DE	NIA	Genoa Healthcare, Inc.	Ownership	100.000	UnitedHealth Group Incorporated		
		.0000	35-2493256				R Cubed, Inc.	TN	NIA	naviHealth SM Holdings, Inc.	Ownership	100.000	UnitedHealth Group Incorporated		
		.0000	80-0947972				Rally Health, Inc.	DE	NIA	Optum Digital Health Holdings, LLC	Ownership	100.000	UnitedHealth Group Incorporated		
		.0000					Real Appeal, Inc.	DE	NIA	Rally Health, Inc.	Ownership	100.000	UnitedHealth Group Incorporated		
		.0000					Recaudación y Cobranzas Honodav Ltda.	CHL	NIA	Servicios Integrados de Salud Ltda.	Ownership	1.000	UnitedHealth Group Incorporated		

SCHEDULE Y
PART 1A - DETAIL OF INSURANCE HOLDING COMPANY SYSTEM

1	2	3	4	5	6	7	8	9	10	11	12	13	14	15	16
Group Code	Group Name	NAIC Company Code	ID Number	Federal RSSD	CIK	Name of Securities Exchange if Publicly Traded (U.S. or International)	Names of Parent, Subsidiaries Or Affiliates	Domi-ciliary Location	Relation-ship to Reporting Entity	Directly Controlled by (Name of Entity/Person)	Type of Control (Ownership, Board, Management, Attorney-in-Fact, Influence, Other)	If Control is Ownership Provide Percentage	Ultimate Controlling Entity(ies)/Person(s)	Is an SCA Filing Re-quired? (Y/N)	*
		.0000					Recaudación y Cobranzas Honodav Ltda.CHL	NIA	Clinica Dávila y Servicios Médicos S.A.	Ownership.....	99.000	UnitedHealth Group Incorporated		
		.0000	94-3115625				Redlands Ambulatory Surgery Center	.CA	NIA	Redlands-SCA Surgery Centers, Inc.	Ownership.....	54.000	UnitedHealth Group Incorporated		
		.0000	56-2627067				Redlands Family Practice Medical Group, Inc.								
		.0000	94-3115627				Redlands-SCA Surgery Centers, Inc.	.CA	NIA	Physician(s) Owned	Influence.....	0.000	UnitedHealth Group Incorporated		.1
		.0000					Reliant Medical Group The Endoscopy Center, LLC	.CA	NIA	SC Affiliates, LLC	Ownership.....	100.000	UnitedHealth Group Incorporated		
		.0000	20-5251393				Reliant Medical Group, Inc.	.MA	NIA	Reliant Medical Group, Inc.	Ownership.....	100.000	UnitedHealth Group Incorporated		.1
		.0000	04-2472266				Reliant MSO, LLC	.MA	NIA	Physician(s) Owned	Influence.....	0.000	UnitedHealth Group Incorporated		.1
		.0000	82-3745100				Research Surgical Center LLC	.DE	NIA	Collaborative Care Holdings, LLC	Ownership.....	100.000	UnitedHealth Group Incorporated		
		.0000	46-0558032				RightCare Solutions, Inc.	.CO	NIA	PPH Holdings, LLC	Ownership.....	51.000	UnitedHealth Group Incorporated		
		.0000	45-2515438				River Valley ASC, LLC	.DE	NIA	naviHealth, Inc.	Ownership.....	100.000	UnitedHealth Group Incorporated		
		.0000	46-0758315				Riverside Community Healthplan Medical Group, Inc.	.CT	NIA	SCA-River Valley, LLC	Ownership.....	58.017	UnitedHealth Group Incorporated		
		.0000	33-0055097				Riverside Corporate Wellness, LLC	.CA	NIA	NAMM Medical Group Holdings, Inc.	Ownership.....	100.000	UnitedHealth Group Incorporated		.1
		.0000					Riverside Electronic Healthcare Resources, Inc.	.WI	NIA	United HealthCare Services, Inc.	Ownership.....	50.000	UnitedHealth Group Incorporated		
		.0000	20-3420379				Riverside Medical Management, LLC	.CA	NIA	ProHEALTH Medical Management, LLC	Ownership.....	100.000	UnitedHealth Group Incorporated		.1
		.0000	32-0500242				Riverside Pediatric Group, P.C.	.DE	NIA	Physician(s) Owned	Ownership.....	100.000	UnitedHealth Group Incorporated		
		.0000	22-3624559				Riverside Surgical Center of Meadowlands, LLC	.NJ	NIA	Physician(s) Owned	Influence.....	0.000	UnitedHealth Group Incorporated		.1
		.0000	83-2735771				Riverside Surgical Center of Newark, LLC	.NJ	NIA	SCA-Riverside Partners, LLC	Ownership.....	100.000	UnitedHealth Group Incorporated		
		.0000	83-2722082				Robert B. McBeath, M.D. II, P.C.	.NJ	NIA	SCA-Riverside Partners, LLC	Ownership.....	90.000	UnitedHealth Group Incorporated		
		.0000	86-0857176				Robert B. McBeath, M.D. III, P.C.	.NV	NIA	Physician(s) Owned	Influence.....	0.000	UnitedHealth Group Incorporated		.1
		.0000	46-2662506				Robert B. McBeath, M.D., Professional Corporation	.NV	NIA	Robert B. McBeath, M.D. II, P.C.	Ownership.....	100.000	UnitedHealth Group Incorporated		.1
		.0000	88-0310956				Rockville Eye Surgery Center, LLC	.NV	NIA	Physician(s) Owned	Influence.....	0.000	UnitedHealth Group Incorporated		.1
		.0000	04-3713185				Rocky Mountain Health Maintenance Organization, Incorporated	.MD	NIA	SCA Palisades Holdings, LLC	Ownership.....	55.000	UnitedHealth Group Incorporated		
.0707	UnitedHealth Group Incorporated	.95482	84-0614905				Rocky Mountain HealthCare Options, Inc.	.CO	.IA	United HealthCare Services, Inc.	Ownership.....	100.000	UnitedHealth Group Incorporated		
		.0000	84-1224718				Sacred Heart ASC, LLC	.CO	NIA	Rocky Mountain Health Maintenance Organization, Incorporated	Ownership.....	100.000	UnitedHealth Group Incorporated		
		.0000	83-0521940				Saden S.A.	.FL	NIA	SVHS-SCA Florida JV, LLC	Ownership.....	72.563	UnitedHealth Group Incorporated		
		.0000					Saden S.A.	.CHL	NIA	Clinica Dávila y Servicios Médicos S.A.	Ownership.....	0.077	UnitedHealth Group Incorporated		
		.0000	85-2734753				Salem JV Holdings, LLC	.CHL	NIA	Banmédica S.A.	Ownership.....	99.923	UnitedHealth Group Incorporated		
		.0000	74-2462470				Salem Surgery Center, LLC	.DE	NIA	Surgicare of Salem, LLC	Ownership.....	100.000	UnitedHealth Group Incorporated		
		.0000	74-2462470				Salem Surgery Center, LLC	.OR	NIA	Surgicare of Salem, LLC	Ownership.....	75.000	UnitedHealth Group Incorporated		
		.0000	45-2219585				Salveo Specialty Pharmacy, Inc.	.OR	NIA	SC Affiliates, LLC	Ownership.....	1.000	UnitedHealth Group Incorporated		
		.0000					San Bernardino Medical Group, Inc.	.DE	NIA	OptumRx Administrative Services, LLC	Ownership.....	100.000	UnitedHealth Group Incorporated		
		.0000	77-0322251				San Diego Endoscopy Center	.CA	NIA	NAMM Medical Group Holdings, Inc.	Ownership.....	100.000	UnitedHealth Group Incorporated		.1
		.0000	27-3787593				Sand Lake SurgiCenter, LLC	.CA	NIA	Endoscopy Center Affiliates, Inc.	Ownership.....	37.000	UnitedHealth Group Incorporated		.2
		.0000	91-2127820				Santa Cruz Endoscopy Center, LLC	.FL	NIA	SCA-Sand Lake, LLC	Ownership.....	51.455	UnitedHealth Group Incorporated		
		.0000					Santa Helena Assistência Médica S.A.	.CA	NIA	SCA Pacific Holdings, Inc.	Ownership.....	50.000	UnitedHealth Group Incorporated		
		.0000					Santa Helena Assistência Médica S.A.	.BRA	NIA	Elual Participações S.A.	Ownership.....	22.292	UnitedHealth Group Incorporated		
		.0000					Santa Helena Assistência Médica S.A.	.BRA	NIA	Amil Assistência Médica Internacional S.A.	Ownership.....	77.301	UnitedHealth Group Incorporated		
		.0000					Santos Administração e Participações S.A.	.BRA	NIA	Amil Assistência Médica Internacional S.A.	Ownership.....	100.000	UnitedHealth Group Incorporated		
		.0000	85-1941832				Sanvello Behavioral Health Services of Michigan, P.C.	.BRA	NIA	Physician(s) Owned	Influence.....	0.000	UnitedHealth Group Incorporated		.1
		.0000	85-0666386				Sanvello Behavioral Health Services of New Jersey, P.C.	.DE	NIA	Physician(s) Owned	Influence.....	0.000	UnitedHealth Group Incorporated		.1
		.0000	85-1959641				Sanvello Behavioral Health Services of North Carolina, P.C.	.NJ	NIA	Physician(s) Owned	Influence.....	0.000	UnitedHealth Group Incorporated		.1
		.0000						.NC	NIA	Physician(s) Owned	Influence.....	0.000	UnitedHealth Group Incorporated		.1

ANNUAL STATEMENT FOR THE YEAR 2020 OF THE UnitedHealthcare Plan of the River Valley, Inc.

SCHEDULE Y
PART 1A - DETAIL OF INSURANCE HOLDING COMPANY SYSTEM

1	2	3	4	5	6	7	8	9	10	11	12	13	14	15	16
Group Code	Group Name	NAIC Company Code	ID Number	Federal RSSD	CIK	Name of Securities Exchange if Publicly Traded (U.S. or International)	Names of Parent, Subsidiaries Or Affiliates	Domi-ciliary Location	Relation-ship to Reporting Entity	Directly Controlled by (Name of Entity/Person)	Type of Control (Ownership, Board, Management, Attorney-in-Fact, Influence, Other)	If Control is Ownership Provide Percentage	Ultimate Controlling Entity(ies)/Person(s)	Is an SCA Filing Re-quired? (Y/N)	*
		.00000	84-3152209				Sanvello Behavioral Health Services of Texas, P.A.	TX	NIA	Physician(s) Owned	Influence	0.000	UnitedHealth Group Incorporated		.1
		.00000	84-1754732				Sanvello Behavioral Health Services, P.A.	DE	NIA	Physician(s) Owned	Influence	0.000	UnitedHealth Group Incorporated		.1
		.00000	83-3057919				Sanvello Health Holdings, LLC	DE	NIA	UnitedHealth Group Ventures, LLC	Ownership	85.790	UnitedHealth Group Incorporated		
		.00000	47-1920345				Sanvello Health Inc.	DE	NIA	Sanvello Health Holdings, LLC	Ownership	100.000	UnitedHealth Group Incorporated		
		.00000					Sanvello Health Limited	GBR	NIA	Sanvello Health Inc.	Ownership	100.000	UnitedHealth Group Incorporated		
		.00000					Savvysherpa Asia, Inc.	PHL	NIA	Optum Labs, LLC	Ownership	99.986	UnitedHealth Group Incorporated		
		.00000	62-1149229				SC Affiliates, LLC	DE	NIA	Surgical Care Affiliates, LLC	Ownership	100.000	UnitedHealth Group Incorporated		
		.00000					SCA AHN JV Holdings, LLC	DE	NIA	SCA ESSC Holdings, LLC	Ownership	100.000	UnitedHealth Group Incorporated		
		.00000	92-0080881				SCA Alaska Surgery Center, Inc.	AK	NIA	SC Affiliates, LLC	Ownership	100.000	UnitedHealth Group Incorporated		
		.00000	47-5537316				SCA Athens, LLC	DE	NIA	SC Affiliates, LLC	Ownership	100.000	UnitedHealth Group Incorporated		
		.00000	47-5014406				SCA Austin Holdings, LLC	DE	NIA	SC Affiliates, LLC	Ownership	100.000	UnitedHealth Group Incorporated		
		.00000	47-5051685				SCA Austin Medical Center Holdings, LLC	DE	NIA	SCA Austin Holdings, LLC	Ownership	100.000	UnitedHealth Group Incorporated		
		.00000	85-2723465				SCA Bloomfield Holdings, LLC	DE	NIA	SC Affiliates, LLC	Ownership	100.000	UnitedHealth Group Incorporated		
		.00000	45-4230864				SCA BOSC Holdings, LLC	DE	NIA	SunSurgery, LLC	Ownership	25.000	UnitedHealth Group Incorporated		
		.00000	45-4230864				SCA BOSC Holdings, LLC	DE	NIA	National Surgery Centers, LLC	Ownership	25.000	UnitedHealth Group Incorporated		
		.00000	45-4230864				SCA BOSC Holdings, LLC	DE	NIA	SC Affiliates, LLC	Ownership	25.000	UnitedHealth Group Incorporated		
		.00000	45-4230864				SCA BOSC Holdings, LLC	DE	NIA	Surgery Center Holding, LLC	Ownership	25.000	UnitedHealth Group Incorporated		
		.00000	47-5030792				SCA Cedar Park Holdings, LLC	DE	NIA	SCA Austin Holdings, LLC	Ownership	100.000	UnitedHealth Group Incorporated		
		.00000	84-4338108				SCA Clifton, LLC	DE	NIA	SC Affiliates, LLC	Ownership	100.000	UnitedHealth Group Incorporated		
		.00000	85-4043847				SCA Cottonwood Holdings, LLC	DE	NIA	SC Affiliates, LLC	Ownership	100.000	UnitedHealth Group Incorporated		
		.00000	04-3170801				SCA Danbury Surgical Center, LLC	DE	NIA	SunSurgery, LLC	Ownership	63.013	UnitedHealth Group Incorporated		
		.00000					SCA Denver Holdings, LLC	DE	NIA	SC Affiliates, LLC	Ownership	100.000	UnitedHealth Group Incorporated		
		.00000	62-1535981				SCA Development, LLC	DE	NIA	SC Affiliates, LLC	Ownership	100.000	UnitedHealth Group Incorporated		
		.00000	85-3450755				SCA Duluth Holdings, LLC	DE	NIA	SC Affiliates, LLC	Ownership	100.000	UnitedHealth Group Incorporated		
		.00000					SCA eCode Solutions Private Limited	IND	NIA	eCode Solutions, LLC	Ownership	100.000	UnitedHealth Group Incorporated		
		.00000					SCA ESSC Holdings, LLC	DE	NIA	SC Affiliates, LLC	Ownership	100.000	UnitedHealth Group Incorporated		
		.00000	85-2064446				SCA Global One Holdings, LLC	DE	NIA	SC Affiliates, LLC	Ownership	100.000	UnitedHealth Group Incorporated		
		.00000	85-3472510				SCA Greenway Holdings, LLC	DE	NIA	SC Affiliates, LLC	Ownership	100.000	UnitedHealth Group Incorporated		2
		.00000	85-4003008				SCA Grove Creek Holdings, LLC	DE	NIA	SC Affiliates, LLC	Ownership	100.000	UnitedHealth Group Incorporated		
		.00000	85-2734387				SCA Guilford Holdings, LLC	DE	NIA	SC Affiliates, LLC	Ownership	100.000	UnitedHealth Group Incorporated		
		.00000	47-5064834				SCA Hays Holdings, LLC	DE	NIA	SCA Austin Holdings, LLC	Ownership	100.000	UnitedHealth Group Incorporated		
		.00000	83-2735871				SCA Heartland Holdings, LLC	DE	NIA	SC Affiliates, LLC	Ownership	100.000	UnitedHealth Group Incorporated		
		.00000	36-4869243				SCA HoldCo, Inc.	DE	NIA	Collaborative Care Holdings, LLC	Ownership	100.000	UnitedHealth Group Incorporated		
		.00000	27-1664837				SCA Holding Company, Inc.	DE	NIA	SCA Surgery Holdings, LLC	Ownership	100.000	UnitedHealth Group Incorporated		
		.00000	47-1256943				SCA Holdings, Inc.	CA	NIA	National Surgery Centers, LLC	Ownership	100.000	UnitedHealth Group Incorporated		
		.00000	45-4240475				SCA IEC Holdings, LLC	DE	NIA	SunSurgery, LLC	Ownership	25.000	UnitedHealth Group Incorporated		
		.00000	45-4240475				SCA IEC Holdings, LLC	DE	NIA	SC Affiliates, LLC	Ownership	25.000	UnitedHealth Group Incorporated		
		.00000	45-4240475				SCA IEC Holdings, LLC	DE	NIA	National Surgery Centers, LLC	Ownership	25.000	UnitedHealth Group Incorporated		
		.00000	45-4240475				SCA IEC Holdings, LLC	DE	NIA	Surgery Center Holding, LLC	Ownership	25.000	UnitedHealth Group Incorporated		
		.00000	45-2684108				SCA Indiana Holdings, LLC	DE	NIA	SunSurgery, LLC	Ownership	25.000	UnitedHealth Group Incorporated		
		.00000	45-2684108				SCA Indiana Holdings, LLC	DE	NIA	SC Affiliates, LLC	Ownership	25.000	UnitedHealth Group Incorporated		
		.00000	45-2684108				SCA Indiana Holdings, LLC	DE	NIA	National Surgery Centers, LLC	Ownership	25.000	UnitedHealth Group Incorporated		
		.00000	45-2684108				SCA Indiana Holdings, LLC	DE	NIA	Surgery Center Holding, LLC	Ownership	25.000	UnitedHealth Group Incorporated		
		.00000	85-2044403				SCA Lutheran Holdings, LLC	DE	NIA	SC Affiliates, LLC	Ownership	100.000	UnitedHealth Group Incorporated		
		.00000	85-3425387				SCA Maple Grove Holdings, LLC	DE	NIA	SC Affiliates, LLC	Ownership	100.000	UnitedHealth Group Incorporated		2
		.00000	85-2302375				SCA Mohawk Holdings, LLC	DE	NIA	SC Affiliates, LLC	Ownership	100.000	UnitedHealth Group Incorporated		
		.00000	85-4043674				SCA Northern Utah Holdings, LLC	DE	NIA	SC Affiliates, LLC	Ownership	100.000	UnitedHealth Group Incorporated		
		.00000	85-2527319				SCA Northwest Holdings, LLC	DE	NIA	SC Affiliates, LLC	Ownership	100.000	UnitedHealth Group Incorporated		
		.00000	62-1505276				SCA of Clarksville, Inc.	TN	NIA	Surgical Health, LLC	Ownership	100.000	UnitedHealth Group Incorporated		
		.00000	85-2065454				SCA Outside New Jersey, LLC	DE	NIA	SC Affiliates, LLC	Ownership	100.000	UnitedHealth Group Incorporated		
		.00000	27-1707364				SCA Pacific Holdings, Inc.	CA	NIA	SC Affiliates, LLC	Ownership	100.000	UnitedHealth Group Incorporated		
		.00000	85-1370857				SCA Palisades Holdings, LLC	DC	NIA	SC Affiliates, LLC	Ownership	100.000	UnitedHealth Group Incorporated		
		.00000	46-1686425				SCA Pennsylvania Holdings, LLC	DE	NIA	Surgery Center Holding, LLC	Ownership	100.000	UnitedHealth Group Incorporated		

ANNUAL STATEMENT FOR THE YEAR 2020 OF THE UnitedHealthcare Plan of the River Valley, Inc.

SCHEDULE Y
PART 1A - DETAIL OF INSURANCE HOLDING COMPANY SYSTEM

1	2	3	4	5	6	7	8	9	10	11	12	13	14	15	16
Group Code	Group Name	NAIC Company Code	ID Number	Federal RSSD	CIK	Name of Securities Exchange if Publicly Traded (U.S. or International)	Names of Parent, Subsidiaries Or Affiliates	Domiciliary Location	Relationship to Reporting Entity	Directly Controlled by (Name of Entity/Person)	Type of Control (Ownership, Board, Management, Attorney-in-Fact, Influence, Other)	If Control is Ownership Provide Percentage	Ultimate Controlling Entity(ies)/Person(s)	Is an SCA Filing Required? (Y/N)	*
		.00000	85-0817999				SCA Pinnacle Holdings, LLC SCA Premier Surgery Center of Louisville, LLC	DE	NIA	SC Affiliates, LLC	Ownership	100.000	UnitedHealth Group Incorporated		
		.00000	72-1386840				SCA Rockledge JV, LLC	DE	NIA	SC Affiliates, LLC	Ownership	100.000	UnitedHealth Group Incorporated		
		.00000	81-5211225				SCA Rockledge JV, LLC	DE	NIA	SCA-Merritt, LLC	Ownership	97.003	UnitedHealth Group Incorporated		
		.00000	81-5211225				SCA Rockledge JV, LLC	DE	NIA	Endoscopy Center Affiliates, Inc.	Ownership	1.000	UnitedHealth Group Incorporated		
		.00000	45-4252645				SCA ROCS Holdings, LLC	DE	NIA	SunSurgery, LLC	Ownership	25.000	UnitedHealth Group Incorporated		
		.00000	45-4252645				SCA ROCS Holdings, LLC	DE	NIA	National Surgery Centers, LLC	Ownership	25.000	UnitedHealth Group Incorporated		
		.00000	45-4252645				SCA ROCS Holdings, LLC	DE	NIA	Surgery Center Holding, LLC	Ownership	25.000	UnitedHealth Group Incorporated		
		.00000	45-4252645				SCA ROCS Holdings, LLC	DE	NIA	SC Affiliates, LLC	Ownership	25.000	UnitedHealth Group Incorporated		
		.00000	84-3689385				SCA Sage Medical MSO, LLC	DE	NIA	SCA Sage Medical, LLC	Ownership	26.000	UnitedHealth Group Incorporated		2
		.00000	84-3673924				SCA Sage Medical, LLC	DE	NIA	SC Affiliates, LLC	Ownership	100.000	UnitedHealth Group Incorporated		
		.00000	85-2811475				SCA San Diego Holdings, LLC	DE	NIA	SCA-San Diego, Inc.	Ownership	100.000	UnitedHealth Group Incorporated		
		.00000	85-2235871				SCA Skyway Holdings, LLC	DE	NIA	SC Affiliates, LLC	Ownership	100.000	UnitedHealth Group Incorporated		
		.00000	85-4002809				SCA South Ogden Holdings, LLC	DE	NIA	SC Affiliates, LLC	Ownership	100.000	UnitedHealth Group Incorporated		
		.00000	47-4928368				SCA Southwestern PA, LLC	DE	NIA	SC Affiliates, LLC	Ownership	100.000	UnitedHealth Group Incorporated		
		.00000	47-3165040				SCA Specialists of Florida, LLC	DE	NIA	SCA Surgery Holdings, LLC	Ownership	100.000	UnitedHealth Group Incorporated		
		.00000	85-2786147				SCA Specialty Holdings of Connecticut, LLC	DE	NIA	SC Affiliates, LLC	Ownership	100.000	UnitedHealth Group Incorporated		
		.00000	85-2235642				SCA Spectrum Health Partners, LLC	MI	NIA	SCA Spectrum Holdings, LLC	Ownership	100.000	UnitedHealth Group Incorporated		
		.00000	85-2811679				SCA Spectrum Holdings, LLC	DE	NIA	SC Affiliates, LLC	Ownership	100.000	UnitedHealth Group Incorporated		
		.00000	45-4266502				SCA SSSC Holdings, LLC	DE	NIA	SunSurgery, LLC	Ownership	25.000	UnitedHealth Group Incorporated		
		.00000	45-4266502				SCA SSSC Holdings, LLC	DE	NIA	SC Affiliates, LLC	Ownership	25.000	UnitedHealth Group Incorporated		
		.00000	45-4266502				SCA SSSC Holdings, LLC	DE	NIA	National Surgery Centers, LLC	Ownership	25.000	UnitedHealth Group Incorporated		
		.00000	45-4266502				SCA SSSC Holdings, LLC	DE	NIA	Surgery Center Holding, LLC	Ownership	25.000	UnitedHealth Group Incorporated		
		.00000	47-5038680				SCA Stonegate Holdings, LLC	DE	NIA	SCA Austin Holdings, LLC	Ownership	100.000	UnitedHealth Group Incorporated		
		.00000	26-2602268				SCA Surgery Holdings, LLC	DE	NIA	Surgical Care Affiliates, LLC	Ownership	100.000	UnitedHealth Group Incorporated		
		.00000	75-2501088				SCA Surgicare of Laguna Hills, LLC	DE	NIA	Surgery Center Holding, LLC	Ownership	100.000	UnitedHealth Group Incorporated		
		.00000	85-3263993				SCA West Health Holdings, LLC	DE	NIA	SC Affiliates, LLC	Ownership	100.000	UnitedHealth Group Incorporated		
		.00000	85-3491574				SCA Westgreen Holdings, LLC	DE	NIA	SC Affiliates, LLC	Ownership	100.000	UnitedHealth Group Incorporated		
		.00000	74-2555097				SCA Woodbury Holdings, LLC	DE	NIA	SC Affiliates, LLC	Ownership	100.000	UnitedHealth Group Incorporated		
		.00000	47-1807383				SCA-Albuquerque Surgery Properties, Inc.	NM	NIA	SC Affiliates, LLC	Ownership	100.000	UnitedHealth Group Incorporated		
		.00000	82-4763869				SCA-Alliance, LLC	DE	NIA	SCA Surgery Holdings, LLC	Ownership	51.000	UnitedHealth Group Incorporated		
		.00000	83-2703057				SCA-Anne Arundel, LLC	DE	NIA	SC Affiliates, LLC	Ownership	100.000	UnitedHealth Group Incorporated		
		.00000	82-3857984				SCA-AppleCare Partners, LLC	DE	NIA	SCA-Downey, LLC	Ownership	69.999	UnitedHealth Group Incorporated		
		.00000	62-1530120				SCA-Bethesda, LLC	DE	NIA	SC Affiliates, LLC	Ownership	90.161	UnitedHealth Group Incorporated		
		.00000	83-1529292				SCA-Blue Ridge, LLC	DE	NIA	SC Affiliates, LLC	Ownership	100.000	UnitedHealth Group Incorporated		
		.00000	82-1980137				SCA-Bonita Springs, LLC	DE	NIA	SC Affiliates, LLC	Ownership	100.000	UnitedHealth Group Incorporated		
		.00000	83-1094012				SCA-Brandon, LLC	DE	NIA	SC Affiliates, LLC	Ownership	100.000	UnitedHealth Group Incorporated		
		.00000	47-1535510				SCA-Castle Rock, LLC	DE	NIA	SC Affiliates, LLC	Ownership	100.000	UnitedHealth Group Incorporated		
		.00000	58-1709758				SCA-Central Florida, LLC	DE	NIA	SC Affiliates, LLC	Ownership	53.364	UnitedHealth Group Incorporated		
		.00000	82-4511713				SCA-Charleston, LLC	DE	NIA	SCA Surgery Holdings, LLC	Ownership	100.000	UnitedHealth Group Incorporated		
		.00000	81-3301058				SCA-Chatham, LLC	DE	NIA	SC Affiliates, LLC	Ownership	100.000	UnitedHealth Group Incorporated		
		.00000	62-1516306				SCA-Chevy Chase, LLC	DE	NIA	SC Affiliates, LLC	Ownership	100.000	UnitedHealth Group Incorporated		
		.00000	83-1541326				SCA-Citrus, Inc.	TN	NIA	SC Affiliates, LLC	Ownership	100.000	UnitedHealth Group Incorporated		
		.00000	93-1047471				SCA-Colonial Partners, LLC	DE	NIA	SCA-Ft. Myers, LLC	Ownership	69.698	UnitedHealth Group Incorporated		
		.00000	83-1585952				SCA-Colorado Springs, LLC	DE	NIA	SC Affiliates, LLC	Ownership	100.000	UnitedHealth Group Incorporated		
		.00000	47-4028383				SCA-Connecticut Partners, LLC	DE	NIA	SunSurgery, LLC	Ownership	100.000	UnitedHealth Group Incorporated		
		.00000	84-2003112				SCA-Davenport, LLC	DE	NIA	SC Affiliates, LLC	Ownership	100.000	UnitedHealth Group Incorporated		
		.00000	84-2997638				SCA-Denver Physicians Holdings, LLC	CO	NIA	SCA-Denver, LLC	Ownership	54.200	UnitedHealth Group Incorporated		
		.00000	82-1470227				SCA-Denver, LLC	DE	NIA	SC Affiliates, LLC	Ownership	100.000	UnitedHealth Group Incorporated		
		.00000	81-3734814				SCA-Derry, LLC	DE	NIA	SC Affiliates, LLC	Ownership	78.873	UnitedHealth Group Incorporated		
		.00000	83-3055579				SCA-Doral, LLC	DE	NIA	SC Affiliates, LLC	Ownership	100.000	UnitedHealth Group Incorporated		
		.00000	83-1093886				SCA-Downey, LLC	DE	NIA	SC Affiliates, LLC	Ownership	100.000	UnitedHealth Group Incorporated		
		.00000	81-1594261				SCA-Dry Creek, LLC	DE	NIA	SC Affiliates, LLC	Ownership	100.000	UnitedHealth Group Incorporated		
		.00000					SCA-Dublin, LLC	DE	NIA	SC Affiliates, LLC	Ownership	100.000	UnitedHealth Group Incorporated		

SCHEDULE Y
PART 1A - DETAIL OF INSURANCE HOLDING COMPANY SYSTEM

1	2	3	4	5	6	7	8	9	10	11	12	13	14	15	16
Group Code	Group Name	NAIC Company Code	ID Number	Federal RSSD	CIK	Name of Securities Exchange if Publicly Traded (U.S. or International)	Names of Parent, Subsidiaries Or Affiliates	Domiciliary Location	Relationship to Reporting Entity	Directly Controlled by (Name of Entity/Person)	Type of Control (Ownership, Board, Management, Attorney-in-Fact, Influence, Other)	If Control is Ownership Provide Percentage	Ultimate Controlling Entity(ies)/Person(s)	Is an SCA Filing Required? (Y/N)	*
		.00000	81-3301305				SCA-Encinitas, Inc.	DE	NIA	Surgical Health, LLC	Ownership	100.000	UnitedHealth Group Incorporated		
		.00000	62-1541235				SCA-Eugene, Inc.	TN	NIA	SC Affiliates, LLC	Ownership	100.000	UnitedHealth Group Incorporated		
		.00000	83-2805878				SCA-First Coast, LLC	DE	NIA	SC Affiliates, LLC	Ownership	100.000	UnitedHealth Group Incorporated		
		.00000	62-1551099				SCA-Florence, LLC	DE	NIA	SC Affiliates, LLC	Ownership	100.000	UnitedHealth Group Incorporated		
		.00000	93-1067967				SCA-Fort Collins, Inc.	CO	NIA	SC Affiliates, LLC	Ownership	100.000	UnitedHealth Group Incorporated		
		.00000	62-1502719				SCA-Fort Walton, Inc.	TN	NIA	SC Affiliates, LLC	Ownership	100.000	UnitedHealth Group Incorporated		
		.00000	47-3641516				SCA-Franklin, LLC	DE	NIA	SC Affiliates, LLC	Ownership	100.000	UnitedHealth Group Incorporated		
		.00000	81-2727879				SCA-Frederick, LLC	DE	NIA	SC Affiliates, LLC	Ownership	100.000	UnitedHealth Group Incorporated		
		.00000	82-3535257				SCA-Freeway Holdings, LLC	DE	NIA	SC Affiliates, LLC	Ownership	100.000	UnitedHealth Group Incorporated		
		.00000	36-4907566				SCA-Ft. Myers, LLC	DE	NIA	SC Affiliates, LLC	Ownership	100.000	UnitedHealth Group Incorporated		
		.00000	62-1547690				SCA-Gainesville, LLC	DE	NIA	SC Affiliates, LLC	Ownership	100.000	UnitedHealth Group Incorporated		
		.00000	81-1956407				SCA-Gladiolus, LLC	DE	NIA	SC Affiliates, LLC	Ownership	100.000	UnitedHealth Group Incorporated		
		.00000	83-4156034				SCA-Glenwood Holdings, LLC	DE	NIA	Glenwood-SC, Inc.	Ownership	79.447	UnitedHealth Group Incorporated		
		.00000	82-1438326				SCA-Grants Pass, LLC	DE	NIA	SC Affiliates, LLC	Ownership	100.000	UnitedHealth Group Incorporated		
		.00000	81-2376695				SCA-Grove Place, LLC	DE	NIA	SC Affiliates, LLC	Ownership	100.000	UnitedHealth Group Incorporated		
		.00000	47-3466283				SCA-Hagerstown, LLC	DE	NIA	SC Affiliates, LLC	Ownership	100.000	UnitedHealth Group Incorporated		
		.00000	81-4605501				SCA-Hamden, LLC	DE	NIA	SC Affiliates, LLC	Ownership	100.000	UnitedHealth Group Incorporated		
		.00000	47-5229514				SCA-Hilton Head, LLC	DE	NIA	SC Affiliates, LLC	Ownership	100.000	UnitedHealth Group Incorporated		
		.00000	62-1506650				SCA-Honolulu, LLC	DE	NIA	SC Affiliates, LLC	Ownership	100.000	UnitedHealth Group Incorporated		
		.00000	81-3445356				SCA-Houston Executive, LLC	DE	NIA	SC Affiliates, LLC	Ownership	100.000	UnitedHealth Group Incorporated		
		.00000	81-1666861				SCA-Illinois, LLC	DE	NIA	SCA Surgery Holdings, LLC	Ownership	100.000	UnitedHealth Group Incorporated		
		.00000	47-3930052				SCA-IT Holdings, LLC	DE	NIA	SC Affiliates, LLC	Ownership	100.000	UnitedHealth Group Incorporated		
		.00000	83-3090526				SCA-JPM Holdings, LLC	DE	NIA	SC Affiliates, LLC	Ownership	100.000	UnitedHealth Group Incorporated		
		.00000	83-1102109				SCA-Kissing Camels Holdings, LLC	DE	NIA	SCA Surgery Holdings, LLC	Ownership	100.000	UnitedHealth Group Incorporated		
		.00000	81-4292506				SCA-Main Street, LLC	DE	NIA	SC Affiliates, LLC	Ownership	100.000	UnitedHealth Group Incorporated		
		.00000	47-1751165				SCA-Marina del Rey, LLC	CA	NIA	SC Affiliates, LLC	Ownership	100.000	UnitedHealth Group Incorporated		
		.00000	81-1367813				SCA-MC VBP, Inc.	DE	NIA	SC Affiliates, LLC	Ownership	100.000	UnitedHealth Group Incorporated		
		.00000	62-1184188				SCA-Mecklenburg Development Corp.	NC	NIA	SC Affiliates, LLC	Ownership	100.000	UnitedHealth Group Incorporated		
		.00000	81-4616104				SCA-Memorial City, LLC	DE	NIA	SC Affiliates, LLC	Ownership	100.000	UnitedHealth Group Incorporated		
		.00000	83-3709010				SCA-Memorial, LLC	DE	NIA	SC Affiliates, LLC	Ownership	100.000	UnitedHealth Group Incorporated		
		.00000	81-1771410				SCA-Merritt, LLC	DE	NIA	SC Affiliates, LLC	Ownership	100.000	UnitedHealth Group Incorporated		
		.00000	82-2455773				SCA-Midlands, LLC	DE	NIA	SC Affiliates, LLC	Ownership	100.000	UnitedHealth Group Incorporated		
		.00000	81-2976543				SCA-Midway Management, LLC	IL	NIA	SC Affiliates, LLC	Ownership	100.000	UnitedHealth Group Incorporated		
		.00000	80-0070617				SCA-Mobile, LLC	DE	NIA	SC Affiliates, LLC	Ownership	100.000	UnitedHealth Group Incorporated		
		.00000	81-1065674				SCA-Mokena, LLC	DE	NIA	SC Affiliates, LLC	Ownership	100.000	UnitedHealth Group Incorporated		
		.00000					SCA-Morris Avenue, LLC	DE	NIA	SC Affiliates, LLC	Ownership	100.000	UnitedHealth Group Incorporated		
		.00000	84-4936803				SCA-Morris County, LLC	DE	NIA	SC Affiliates, LLC	Ownership	100.000	UnitedHealth Group Incorporated		
		.00000	62-1506655				SCA-Mt. Pleasant, LLC	DE	NIA	SC Affiliates, LLC	Ownership	100.000	UnitedHealth Group Incorporated		
		.00000	81-2850365				SCA-Naperville, LLC	DE	NIA	SC Affiliates, LLC	Ownership	100.000	UnitedHealth Group Incorporated		
		.00000	82-3002171				SCA-Naples, LLC	DE	NIA	SC Affiliates, LLC	Ownership	100.000	UnitedHealth Group Incorporated		
		.00000	47-4418919				SCA-New Jersey, LLC	DE	NIA	SC Affiliates, LLC	Ownership	100.000	UnitedHealth Group Incorporated		
		.00000	47-1760663				SCA-Newport Beach, LLC	CA	NIA	SC Affiliates, LLC	Ownership	100.000	UnitedHealth Group Incorporated		
		.00000	81-3445510				SCA-Palm Beach MSO Holdings, LLC	DE	NIA	SunSurgery, LLC	Ownership	100.000	UnitedHealth Group Incorporated		
		.00000	82-3050836				SCA-Palm Beach, LLC	DE	NIA	SC Affiliates, LLC	Ownership	100.000	UnitedHealth Group Incorporated		
		.00000	84-3367495				SCA-Panama City Holdings, LLC	DE	NIA	SC Affiliates, LLC	Ownership	100.000	UnitedHealth Group Incorporated		
		.00000	62-1538850				SCA-Paoli, LLC	DE	NIA	SC Affiliates, LLC	Ownership	100.000	UnitedHealth Group Incorporated		
		.00000	47-2785908				SCA-Phoenix, LLC	DE	NIA	SC Affiliates, LLC	Ownership	100.000	UnitedHealth Group Incorporated		
		.00000	47-1620189				SCA-Pocono, LLC	DE	NIA	SC Affiliates, LLC	Ownership	100.000	UnitedHealth Group Incorporated		
		.00000	81-4139195				SCA-Portland, LLC	DE	NIA	SC Affiliates, LLC	Ownership	100.000	UnitedHealth Group Incorporated		
		.00000	83-4121074				SCA-Practice Partners Holdings, LLC	DE	NIA	SC Affiliates, LLC	Ownership	100.000	UnitedHealth Group Incorporated		
		.00000	81-4304317				SCA-River Valley, LLC	DE	NIA	SC Affiliates, LLC	Ownership	100.000	UnitedHealth Group Incorporated		
		.00000	83-2111732				SCA-Riverside Partners, LLC	DE	NIA	SCA-Riverside, LLC	Ownership	51.000	UnitedHealth Group Incorporated		
		.00000	83-2721919				SCA-Riverside, LLC	DE	NIA	SC Affiliates, LLC	Ownership	100.000	UnitedHealth Group Incorporated		
		.00000	47-1647512				SCA-Rockville, LLC	DE	NIA	SC Affiliates, LLC	Ownership	100.000	UnitedHealth Group Incorporated		

ANNUAL STATEMENT FOR THE YEAR 2020 OF THE UnitedHealthcare Plan of the River Valley, Inc.

SCHEDULE Y
PART 1A - DETAIL OF INSURANCE HOLDING COMPANY SYSTEM

1	2	3	4	5	6	7	8	9	10	11	12	13	14	15	16
Group Code	Group Name	NAIC Company Code	ID Number	Federal RSSD	CIK	Name of Securities Exchange if Publicly Traded (U.S. or International)	Names of Parent, Subsidiaries Or Affiliates	Domi-ciliary Location	Relation-ship to Reporting Entity	Directly Controlled by (Name of Entity/Person)	Type of Control (Ownership, Board, Management, Attorney-in-Fact, Influence, Other)	If Control is Ownership Provide Percentage	Ultimate Controlling Entity(ies)/Person(s)	Is an SCA Filing Re-quired? (Y/N)	*
		.0000	85-0563422			SCA-Sacred Heart Holdings, LLC	SCA-Sacred Heart Holdings, LLC	DE	NIA	SC Affiliates, LLC	Ownership	100.000	UnitedHealth Group Incorporated		
		.0000	81-2963561			SCA-San Diego, Inc.	SCA-San Diego, Inc.	DE	NIA	Surgical Health, LLC	Ownership	100.000	UnitedHealth Group Incorporated		
		.0000	94-3138088			SCA-San Luis Obispo, LLC	SCA-San Luis Obispo, LLC	DE	NIA	SC Affiliates, LLC	Ownership	100.000	UnitedHealth Group Incorporated		
		.0000	47-1685878			SCA-Sand Lake, LLC	SCA-Sand Lake, LLC	DE	NIA	SC Affiliates, LLC	Ownership	79.594	UnitedHealth Group Incorporated		
		.0000	88-0185362			SCA-Santa Rosa, Inc.	SCA-Santa Rosa, Inc.	NV	NIA	SC Affiliates, LLC	Ownership	100.000	UnitedHealth Group Incorporated		
		.0000	81-3300613			SCA-Somerset, LLC	SCA-Somerset, LLC	DE	NIA	SCA Surgery Holdings, LLC	Ownership	100.000	UnitedHealth Group Incorporated		
		.0000	47-2676325			SCA-Sparta, LLC	SCA-Sparta, LLC	DE	NIA	SC Affiliates, LLC	Ownership	100.000	UnitedHealth Group Incorporated		
		.0000	82-4499088			SCA-Spartanburg Holdings, LLC	SCA-Spartanburg Holdings, LLC	DE	NIA	SC Affiliates, LLC	Ownership	100.000	UnitedHealth Group Incorporated		
		.0000	84-4677051			SCA-St. Louis Holdings, LLC	SCA-St. Louis Holdings, LLC	DE	NIA	SC Affiliates, LLC	Ownership	100.000	UnitedHealth Group Incorporated		
		.0000	47-4106989			SCA-St. Louis, LLC	SCA-St. Louis, LLC	DE	NIA	Surgical Health, LLC	Ownership	100.000	UnitedHealth Group Incorporated		
		.0000	82-3270591			SCA-St. Lucie, LLC	SCA-St. Lucie, LLC	DE	NIA	SC Affiliates, LLC	Ownership	100.000	UnitedHealth Group Incorporated		
		.0000	81-4371453			SCA-Surgicare, LLC	SCA-Surgicare, LLC	DE	NIA	SC Affiliates, LLC	Ownership	100.000	UnitedHealth Group Incorporated		
		.0000	81-2455241			SCA-SwiftPath, LLC	SCA-SwiftPath, LLC	DE	NIA	SC Affiliates, LLC	Ownership	100.000	UnitedHealth Group Incorporated		
		.0000	82-1987225			SCA-Verta, LLC	SCA-Verta, LLC	DE	NIA	SC Affiliates, LLC	Ownership	100.000	UnitedHealth Group Incorporated		
		.0000	85-1998338			SCA-VLR Holdings Company, LLC	SCA-VLR Holdings Company, LLC	DE	NIA	SCA Denver Holdings, LLC	Ownership	51.000	UnitedHealth Group Incorporated		
		.0000	82-2294882			SCA-Wake Forest, LLC	SCA-Wake Forest, LLC	DE	NIA	SC Affiliates, LLC	Ownership	100.000	UnitedHealth Group Incorporated		
		.0000	82-1449412			SCA-Western Connecticut, LLC	SCA-Western Connecticut, LLC	DE	NIA	SC Affiliates, LLC	Ownership	67.000	UnitedHealth Group Incorporated		
		.0000	82-3689825			SCA-Westover Hills, LLC	SCA-Westover Hills, LLC	DE	NIA	SC Affiliates, LLC	Ownership	100.000	UnitedHealth Group Incorporated		
		.0000	83-3082789			SCA-Wilmington, LLC	SCA-Wilmington, LLC	DE	NIA	SC Affiliates, LLC	Ownership	100.000	UnitedHealth Group Incorporated		
		.0000	47-2890788			SCA-Wilson, LLC	SCA-Wilson, LLC	DE	NIA	SCA Surgery Holdings, LLC	Ownership	100.000	UnitedHealth Group Incorporated		
		.0000	81-1159878			SCA-Winchester, LLC	SCA-Winchester, LLC	DE	NIA	SC Affiliates, LLC	Ownership	100.000	UnitedHealth Group Incorporated		
		.0000	62-1525777			SCA-Winter Park, Inc.	SCA-Winter Park, Inc.	TN	NIA	SC Affiliates, LLC	Ownership	100.000	UnitedHealth Group Incorporated		
		.0000	82-3528300			SCA-Woodlands Holdings, LLC	SCA-Woodlands Holdings, LLC	DE	NIA	SC Affiliates, LLC	Ownership	100.000	UnitedHealth Group Incorporated		
		.0000	81-4905342			SCAI Holdings, LLC	SCAI Holdings, LLC	DE	NIA	SCA HoldCo, Inc.	Ownership	100.000	UnitedHealth Group Incorporated		
		.0000				Scanner Centromed S.A.	Scanner Centromed S.A.	CHL	NIA	Administradora Médica Centromed S.A.	Ownership	84.500	UnitedHealth Group Incorporated		
		.0000	85-2316290			SCLHS-SCA Holdings, LLC	SCLHS-SCA Holdings, LLC	DE	NIA	SCA Lutheran Holdings, LLC	Ownership	51.000	UnitedHealth Group Incorporated		
		.0000	27-2635371			SCP Specialty Infusion, LLC	SCP Specialty Infusion, LLC	DE	NIA	Optum Infusion Services 500, Inc.	Ownership	100.000	UnitedHealth Group Incorporated		
		.0000	98-1202716			Seisa Serviços Integrados de Saúde Ltda.	Seisa Serviços Integrados de Saúde Ltda.	BRA	NIA	Amil Assistência Médica Internacional S.A.	Ownership	100.000	UnitedHealth Group Incorporated		
		.0000	86-0739432			Senior Benefits, L.L.C.	Senior Benefits, L.L.C.	AZ	NIA	USHEALTH Career Agency, Inc.	Ownership	100.000	UnitedHealth Group Incorporated		
		.0000	27-1533951			Serquinox Holdings LLC	Serquinox Holdings LLC	DE	NIA	Optum Infusion Services 500, Inc.	Ownership	100.000	UnitedHealth Group Incorporated		
		.0000				Servicios de Entrenamiento en Competencias Clínicas Ltda.	Servicios de Entrenamiento en Competencias Clínicas Ltda.	CHL	NIA	Sociedad de Inversiones Santa María SpA	Ownership	0.100	UnitedHealth Group Incorporated		
		.0000				Servicios de Entrenamiento en Competencias Clínicas Ltda.	Servicios de Entrenamiento en Competencias Clínicas Ltda.	CHL	NIA	Clínica Santa María S.A.	Ownership	99.900	UnitedHealth Group Incorporated		
		.0000				Servicios Integrados de Salud Ltda.	Servicios Integrados de Salud Ltda.	CHL	NIA	Clínica Santa María S.A.	Ownership	0.100	UnitedHealth Group Incorporated		
		.0000				Servicios Integrados de Salud Ltda.	Servicios Integrados de Salud Ltda.	CHL	NIA	Clínica Dávila y Servicios Médicos S.A.	Ownership	99.900	UnitedHealth Group Incorporated		
		.0000				Servicios Médicos Amed Quilpué S.A.	Servicios Médicos Amed Quilpué S.A.	CHL	NIA	Laboratorios Médicos Amed Quilpué S.A.	Ownership	0.100	UnitedHealth Group Incorporated		
		.0000				Servicios Médicos Amed Quilpué S.A.	Servicios Médicos Amed Quilpué S.A.	CHL	NIA	Centromed Quilpué S.A.	Ownership	99.900	UnitedHealth Group Incorporated		
		.0000				Servicios Médicos Bio Bio Ltda.	Servicios Médicos Bio Bio Ltda.	CHL	NIA	Saden S.A.	Ownership	1.000	UnitedHealth Group Incorporated		
		.0000				Servicios Médicos Bio Bio Ltda.	Servicios Médicos Bio Bio Ltda.	CHL	NIA	Clínica Bio Bio S.A.	Ownership	99.000	UnitedHealth Group Incorporated		
		.0000				Servicios Médicos Ciudad del Mar Ltda.	Servicios Médicos Ciudad del Mar Ltda.	CHL	NIA	Saden S.A.	Ownership	1.000	UnitedHealth Group Incorporated		
		.0000				Servicios Médicos Ciudad del Mar Ltda.	Servicios Médicos Ciudad del Mar Ltda.	CHL	NIA	Clínica Ciudad del Mar S.A.	Ownership	99.000	UnitedHealth Group Incorporated		
		.0000				Servicios Médicos Santa María Limitada	Servicios Médicos Santa María Limitada	CHL	NIA	Sociedad de Inversiones Santa María SpA	Ownership	99.176	UnitedHealth Group Incorporated		
		.0000				Servicios Médicos Santa María Limitada	Servicios Médicos Santa María Limitada	CHL	NIA	Clínica Santa María S.A.	Ownership	0.824	UnitedHealth Group Incorporated		
		.0000				Servicios Médicos Vespucio Ltda.	Servicios Médicos Vespucio Ltda.	CHL	NIA	Saden S.A.	Ownership	1.000	UnitedHealth Group Incorporated		
		.0000				Servicios Médicos Vespucio Ltda.	Servicios Médicos Vespucio Ltda.	CHL	NIA	Clínica Vespucio S.A.	Ownership	99.000	UnitedHealth Group Incorporated		
		.0000	58-1978974			SHC Atlanta, LLC	SHC Atlanta, LLC	DE	NIA	Surgical Health, LLC	Ownership	100.000	UnitedHealth Group Incorporated		
		.0000	58-2013443			SHC Austin, Inc.	SHC Austin, Inc.	GA	NIA	Surgical Health, LLC	Ownership	100.000	UnitedHealth Group Incorporated		
		.0000	58-2062812			SHC Hawthorn, Inc.	SHC Hawthorn, Inc.	GA	NIA	Surgical Health, LLC	Ownership	100.000	UnitedHealth Group Incorporated		
		.0000	58-2101924			SHC Melbourne, Inc.	SHC Melbourne, Inc.	GA	NIA	Surgical Health, LLC	Ownership	100.000	UnitedHealth Group Incorporated		
		.0000	82-3922528			Sierra Dental Plan, Inc.	Sierra Dental Plan, Inc.	CA	NIA	MCNA Health Care Holdings, LLC	Ownership	100.000	UnitedHealth Group Incorporated		
.0707	UnitedHealth Group Incorporated	.71420	94-0734860			Sierra Health and Life Insurance Company, Inc.	Sierra Health and Life Insurance Company, Inc.	NV	IA	Sierra Health Services, Inc.	Ownership	100.000	UnitedHealth Group Incorporated		

SCHEDULE Y
PART 1A - DETAIL OF INSURANCE HOLDING COMPANY SYSTEM

1	2	3	4	5	6	7	8	9	10	11	12	13	14	15	16
Group Code	Group Name	NAIC Company Code	ID Number	Federal RSSD	CIK	Name of Securities Exchange if Publicly Traded (U.S. or International)	Names of Parent, Subsidiaries Or Affiliates	Domi-ciliary Location	Relation-ship to Reporting Entity	Directly Controlled by (Name of Entity/Person)	Type of Control (Ownership, Board, Management, Attorney-in-Fact, Influence, Other)	If Control is Ownership Provide Percentage	Ultimate Controlling Entity(ies)/Person(s)	Is an SCA Filing Re-quired? (Y/N)	*
		.0000	88-0200415				Sierra Health Services, Inc.	NV	NIA	UnitedHealthcare, Inc.	Ownership	100.000	UnitedHealth Group Incorporated		
		.0000	88-0254322				Sierra Health-Care Options, Inc.	NV	NIA	Sierra Health Services, Inc.	Ownership	100.000	UnitedHealth Group Incorporated		
		.0000	88-0385705				Sierra Home Medical Products, Inc.	NV	NIA	Sierra Health Services, Inc.	Ownership	100.000	UnitedHealth Group Incorporated		
		.0000	88-0264562				Sierra Nevada Administrators, Inc.	NV	NIA	Sierra Health Services, Inc.	Ownership	100.000	UnitedHealth Group Incorporated		
		.0000					Sistema de Administración Hospitalaria S.A.C.			Pacifico S.A. Entidad Prestadora de Salud	Ownership		UnitedHealth Group Incorporated		
		.0000					Small Business Insurance Advisors, Inc.	PER	NIA	EPS	Ownership	99.870	UnitedHealth Group Incorporated		
		.0000	20-1004228				Sobam – Centro Médico Hospitalar S.A.	TX	NIA	USHEALTH Group, Inc.	Ownership	100.000	UnitedHealth Group Incorporated		
		.0000					Sobam – Centro Médico Hospitalar S.A.	BRA	NIA	Santa Helena Assistência Médica S.A.	Ownership	98.088	UnitedHealth Group Incorporated		
		.0000					Sobam – Centro Médico Hospitalar S.A.	BRA	NIA	CMO – Centro Médico de Oftalmologia S/S Ltda.	Ownership	1.912	UnitedHealth Group Incorporated		
		.0000	98-1453235				Sociedad de Inversiones Santa María SpA	CHL	NIA	Clínica Santa María S.A.	Ownership	99.743	UnitedHealth Group Incorporated		
		.0000	98-1453235				Sociedad de Inversiones Santa María SpA	CHL	NIA	Clínica Dávila y Servicios Médicos S.A.	Ownership	0.257	UnitedHealth Group Incorporated		
		.0000	98-1462570				Sociedad Editorial para la Ciencia Ltda.	COL	NIA	Constructora Inmobiliaria Magapoq S.A.	Ownership	0.000	UnitedHealth Group Incorporated		
		.0000	98-1462570				Sociedad Editorial para la Ciencia Ltda.	COL	NIA	Banmédica S.A. LLC	Ownership	76.290	UnitedHealth Group Incorporated		
		.0000	20-8433398				Somerset Outpatient Surgery, L.L.C.	NJ	NIA	SCA-Somerset, LLC	Ownership	59.516	UnitedHealth Group Incorporated		
		.0000	75-2723958				South Arlington Surgical Providers, LLC	TX	NIA	Surgical Care Affiliates, LLC	Influence	1.000	UnitedHealth Group Incorporated		
		.0000	30-0743767				Southern California Medical Practice Concepts, LLC	CA	NIA	Riverside Electronic Healthcare Resources, Inc.	Ownership	100.000	UnitedHealth Group Incorporated		1
		.0000	88-0201420				Southwest Medical Associates, Inc.	NV	NIA	Sierra Health Services, Inc.	Ownership	100.000	UnitedHealth Group Incorporated		
		.0000	38-2609888				Southwest Michigan Health Network Inc.	MI	NIA	UnitedHealthcare, Inc.	Ownership	100.000	UnitedHealth Group Incorporated		
		.0000	36-4369359				Southwest Surgery Center, LLC	IL	NIA	SCA-Mokena, LLC	Ownership	54.299	UnitedHealth Group Incorporated		
		.0000	75-2516426				Space Coast Surgical Center, Ltd.	FL	NIA	SCA Rockledge JV, LLC	Ownership	52.191	UnitedHealth Group Incorporated		
		.0000	75-2516426				Space Coast Surgical Center, Ltd.	FL	NIA	Endoscopy Center Affiliates, Inc.	Ownership	0.889	UnitedHealth Group Incorporated		
		.0000	57-0953005				Spartanburg Surgery Center, LLC	SC	NIA	SCA-Spartanburg Holdings, LLC	Ownership	10.700	UnitedHealth Group Incorporated		2
		.0000	55-0790742				Specialists in Urology Surgery Center, LLC	FL	NIA	SCA Specialists of Florida, LLC	Ownership	100.000	UnitedHealth Group Incorporated		
		.0000	25-1868213				Specialized Pharmaceuticals, Inc.	PA	NIA	QoL Acquisition Holdings Corp.	Ownership	100.000	UnitedHealth Group Incorporated		
		.0000	41-1921983				Specialty Benefits, LLC	DE	NIA	United HealthCare Services, Inc.	Ownership	100.000	UnitedHealth Group Incorporated		
		.0000	20-1494993				Specialty Billing Solutions, LLC	CO	NIA	Pinnacle III, LLC	Ownership	100.000	UnitedHealth Group Incorporated		
		.0000	20-3412545				Specialty Surgical Center, LLC	NJ	NIA	SCA-Sparta, LLC	Ownership	51.000	UnitedHealth Group Incorporated		
		.0000	71-0886811				Spectera of New York, IPA, Inc.	NY	NIA	Spectera, Inc.	Ownership	100.000	UnitedHealth Group Incorporated		
		.0000	52-1260282				Spectera, Inc.	MD	NIA	Specialty Benefits, LLC	Ownership	100.000	UnitedHealth Group Incorporated		
		.0000	85-2207319				Spectrum Health Orthopedic Surgery Center, LLC	MI	NIA	SCA Spectrum Health Partners, LLC	Ownership	100.000	UnitedHealth Group Incorporated		
		.0000	20-4615218				Sports and Spinal Physical Therapy, Inc.	DC	NIA	Orthology Inc.	Ownership	100.000	UnitedHealth Group Incorporated		
		.0000	62-1770924				SRPS, LLC	DE	NIA	Progressive Enterprises Holdings, Inc.	Ownership	100.000	UnitedHealth Group Incorporated		
		.0000	61-1748081				St. Louis Cardiovascular Institute, LLC	MO	NIA	SCA-St. Louis Holdings, LLC	Ownership	51.000	UnitedHealth Group Incorporated		
		.0000	61-1754451				St. Louis Specialty Surgical Center, LLC	MO	NIA	SCA-St. Louis Holdings, LLC	Ownership	51.000	UnitedHealth Group Incorporated		
		.0000	85-2023852				Stonegate JV Partners, LLC	TX	NIA	SCA Stonegate Holdings, LLC	Ownership	39.216	UnitedHealth Group Incorporated		2
		.0000	20-1211544				Stonegate Surgery Center, L.P.	TX	NIA	Stonegate JV Partners, LLC	Ownership	51.000	UnitedHealth Group Incorporated		
		.0000	20-1211544				Stonegate Surgery Center, L.P.	TX	NIA	SCA Stonegate Holdings, LLC	Ownership	16.215	UnitedHealth Group Incorporated		
		.0000	47-4990107				Summer Street ASC, LLC	CT	NIA	SCA Specialty Holdings of Connecticut, LLC	Ownership	49.000	UnitedHealth Group Incorporated		2
		.0000	06-1082848				SunSurgery, LLC	DE	NIA	Surgical Care Affiliates, LLC	Ownership	100.000	UnitedHealth Group Incorporated		
		.0000	82-5164277				Surgery Center at Cherry Creek, LLC	CO	NIA	SCA-Denver Physicians Holdings, LLC	Ownership	100.000	UnitedHealth Group Incorporated		
		.0000	85-4085692				Surgery Center at Cottonwood, LLC	UT	NIA	SCA Cottonwood Holdings, LLC	Ownership	100.000	UnitedHealth Group Incorporated		
		.0000	85-4085559				Surgery Center at Grove Creek, LLC	UT	NIA	SCA Grove Creek Holdings, LLC	Ownership	100.000	UnitedHealth Group Incorporated		
		.0000	82-5207693				Surgery Center at Kissing Camels, LLC	CO	NIA	SCA-Kissing Camels Holdings, LLC	Ownership	67.806	UnitedHealth Group Incorporated		
		.0000	85-4070407				Surgery Center at South Ogden, LLC	UT	NIA	SCA South Ogden Holdings, LLC	Ownership	100.000	UnitedHealth Group Incorporated		
		.0000	81-3129674				Surgery Center at St. Vincent, LLC	OR	NIA	Providence & SCA On-Campus Holdings, LLC	Ownership	57.700	UnitedHealth Group Incorporated		2
		.0000	62-1739361				Surgery Center Holding, LLC	DE	NIA	Surgical Care Affiliates, LLC	Ownership	100.000	UnitedHealth Group Incorporated		
		.0000	62-1509341				Surgery Center of Boca Raton, Inc.	FL	NIA	Surgical Health, LLC	Ownership	100.000	UnitedHealth Group Incorporated		
		.0000	63-1214140				Surgery Center of Colorado Springs, LLC	DE	NIA	SC Affiliates, LLC	Ownership	100.000	UnitedHealth Group Incorporated		
		.0000	42-1166764				Surgery Center of Des Moines, LLC	DE	NIA	Surgery Center Holding, LLC	Ownership	100.000	UnitedHealth Group Incorporated		
		.0000	72-1349752				Surgery Center of Easton, LLC	DE	NIA	SC Affiliates, LLC	Ownership	100.000	UnitedHealth Group Incorporated		

ANNUAL STATEMENT FOR THE YEAR 2020 OF THE UnitedHealthcare Plan of the River Valley, Inc.

SCHEDULE Y
PART 1A - DETAIL OF INSURANCE HOLDING COMPANY SYSTEM

1	2	3	4	5	6	7	8	9	10	11	12	13	14	15	16
Group Code	Group Name	NAIC Company Code	ID Number	Federal RSSD	CIK	Name of Securities Exchange if Publicly Traded (U.S. or International)	Names of Parent, Subsidiaries Or Affiliates	Domiciliary Location	Relationship to Reporting Entity	Directly Controlled by (Name of Entity/Person)	Type of Control (Ownership, Board, Management, Attorney-in-Fact, Influence, Other)	If Control is Ownership Provide Percentage	Ultimate Controlling Entity(ies)/Person(s)	Is an SCA Filing Required? (Y/N)	*
		.00000	63-1212213				Surgery Center of Ellicott City, Inc.	DE	NIA	SC Affiliates, LLC	Ownership	100.000	UnitedHealth Group Incorporated		
		.00000	20-1733152				Surgery Center of Fairfield County, LLC	DE	NIA	SCA-Connecticut Partners, LLC	Ownership	57.644	UnitedHealth Group Incorporated		
		.00000	62-1179539				Surgery Center of Lexington, LLC	DE	NIA	SC Affiliates, LLC	Ownership	49.000	UnitedHealth Group Incorporated		2
		.00000	62-1179537				Surgery Center of Louisville, LLC	DE	NIA	SC Affiliates, LLC	Ownership	100.000	UnitedHealth Group Incorporated		
		.00000	63-1231944				Surgery Center of Maui, LLC	DE	NIA	SC Affiliates, LLC	Ownership	100.000	UnitedHealth Group Incorporated		
		.00000	83-2600045				Surgery Center of Mt. Scott, LLC	OR	NIA	Providence & SCA Off-Campus Holdings, LLC	Ownership	51.000	UnitedHealth Group Incorporated		2
		.00000	63-1194204				Surgery Center of Muskogee, LLC	DE	NIA	SC Affiliates, LLC	Ownership	100.000	UnitedHealth Group Incorporated		
		.00000	11-3701564				Surgery Center of Rockville, L.L.C.	MD	NIA	SCA-Rockville, LLC	Ownership	59.000	UnitedHealth Group Incorporated		
		.00000	63-1212214				Surgery Center of Southern Pines, LLC	DE	NIA	Surgery Center Holding, LLC	Ownership	100.000	UnitedHealth Group Incorporated		
		.00000	82-3448050				Surgery Center of The Woodlands, LLC	TX	NIA	SCA-Woodlands Holdings, LLC	Ownership	54.790	UnitedHealth Group Incorporated		
		.00000					Surgery Center of Wilmington Properties, LLC	NC	NIA	Surgery Center of Wilmington, LLC	Ownership	100.000	UnitedHealth Group Incorporated		
		.00000					Surgery Center of Wilmington, LLC	NC	NIA	SCA-Wilmington, LLC	Ownership	100.000	UnitedHealth Group Incorporated		
		.00000	26-1767806				Surgery Center of Wilson, LLC	NC	NIA	SCA-Wilson, LLC	Ownership	76.450	UnitedHealth Group Incorporated		
		.00000	36-3562598				Surgery Centers of Des Moines, Ltd., an Iowa Limited Partnership	IA	NIA	Surgery Center of Des Moines, LLC	Ownership	88.750	UnitedHealth Group Incorporated		
		.00000	68-0282268				Surgical Centers-West Holdings, LLC	DE	NIA	Surgical Care Affiliates, LLC	Ownership	100.000	UnitedHealth Group Incorporated		
		.00000	20-8922307				Surgical Care Affiliates, LLC	DE	NIA	SCAI Holdings, LLC	Ownership	100.000	UnitedHealth Group Incorporated		
		.00000	46-2971080				Surgical Care Partners of Melbourne, LLC	DE	NIA	SHC Melbourne, Inc.	Ownership	76.164	UnitedHealth Group Incorporated		
		.00000	75-1925497				Surgical Caregivers of Fort Worth, LLC	TX	NIA	Surgical Care Affiliates, LLC	Influence	1.000	UnitedHealth Group Incorporated		
		.00000	63-1251243				Surgical Center of Greensboro, LLC	NC	NIA	NSC Greensboro, LLC	Ownership	35.716	UnitedHealth Group Incorporated		2
		.00000	63-1138507				Surgical Center of Tuscaloosa Holdings, LLC	AL	NIA	Surgical Care Affiliates, LLC	Ownership	100.000	UnitedHealth Group Incorporated		
		.00000	65-1321064				Surgical Eye Experts, LLC	MA	NIA	Reliant Medical Group, Inc.	Ownership	100.000	UnitedHealth Group Incorporated		1
		.00000	83-3113263				Surgical Health Of Orlando, LLC	FL	NIA	Surgical Health, LLC	Ownership	79.802	UnitedHealth Group Incorporated		
		.00000	58-1941168				Surgical Health, LLC	DE	NIA	Surgical Care Affiliates, LLC	Ownership	100.000	UnitedHealth Group Incorporated		
		.00000	27-0168681				Surgical Hospital Holdings of Oklahoma, LLC	DE	NIA	SCA Surgery Holdings, LLC	Ownership	100.000	UnitedHealth Group Incorporated		
		.00000	84-4983977				Surgical Management Solutions, LLC	DE	NIA	SC Affiliates, LLC	Ownership	100.000	UnitedHealth Group Incorporated		
		.00000	64-0629000				Surgicare of Jackson, LLC	DE	NIA	Surgery Center Holding, LLC	Ownership	100.000	UnitedHealth Group Incorporated		
		.00000	75-2162993				Surgicare of Jackson, Ltd., a Mississippi Limited Partnership	MS	NIA	Surgicare of Jackson, LLC	Ownership	40.000	UnitedHealth Group Incorporated		2
		.00000	75-2287141				Surgicare of Joliet, Inc.	IL	NIA	Surgery Center Holding, LLC	Ownership	100.000	UnitedHealth Group Incorporated		
		.00000	75-2501191				Surgicare of La Veta, Inc.	CA	NIA	Surgery Centers-West Holdings, LLC	Ownership	100.000	UnitedHealth Group Incorporated		
		.00000	75-2507129				Surgicare of La Veta, Ltd., a California Limited Partnership	CA	NIA	Beach Surgical Holdings III, LLC	Ownership	28.333	UnitedHealth Group Incorporated		2
		.00000	41-1437636				Surgicare of Minneapolis, LLC	DE	NIA	Surgery Center Holding, LLC	Ownership	100.000	UnitedHealth Group Incorporated		
		.00000	41-1624905				Surgicare of Minneapolis, Ltd., a Minnesota Limited Partnership	MN	NIA	Surgicare of Minneapolis, LLC	Ownership	20.513	UnitedHealth Group Incorporated		2
		.00000	75-2459713				Surgicare of Mobile, LLC	DE	NIA	Surgery Center Holding, LLC	Ownership	100.000	UnitedHealth Group Incorporated		
		.00000	75-2459715				Surgicare of Mobile, Ltd.	AL	NIA	Surgicare of Mobile, LLC	Ownership	20.000	UnitedHealth Group Incorporated		2
		.00000	75-2448926				Surgicare of Oceanside, Inc.	CA	NIA	Surgery Center Holding, LLC	Ownership	100.000	UnitedHealth Group Incorporated		
		.00000	75-2184730				Surgicare of Owensboro, LLC	DE	NIA	Surgery Center Holding, LLC	Ownership	100.000	UnitedHealth Group Incorporated		
		.00000	75-2200171				Surgicare of Salem, LLC	DE	NIA	Surgery Center Holding, LLC	Ownership	100.000	UnitedHealth Group Incorporated		
		.00000	35-1975122				Surgicare, LLC	IN	NIA	SCA-Surgicare, LLC	Ownership	53.684	UnitedHealth Group Incorporated		
		.00000	95-3329855				Surgicenters of Southern California, Inc.	CA	NIA	Surgery Center Holding, LLC	Ownership	100.000	UnitedHealth Group Incorporated		
		.00000	85-0571986				SVHS-SCA Florida JV, LLC	DE	NIA	SCA-Sacred Heart Holdings, LLC	Ownership	51.000	UnitedHealth Group Incorporated		
		.00000	46-1536748				Symphonix Health Holdings LLC	DE	NIA	United HealthCare Services, Inc.	Ownership	100.000	UnitedHealth Group Incorporated		
		.00000	93-1172065				Talbert Medical Group, P.C.	CA	NIA	HealthCare Partners Affiliates Medical Group	Ownership	100.000	UnitedHealth Group Incorporated		1
		.00000	47-4751035				TeamMD Holdings, Inc.	DE	NIA	AmeriChoice Corporation	Ownership	100.000	UnitedHealth Group Incorporated		
		.00000	47-4850893				TeamMD Iowa, Inc.	DE	NIA	TeamMD Holdings, Inc.	Ownership	100.000	UnitedHealth Group Incorporated		
		.00000	35-2584893				TeamMD Physicians of Texas, Inc.	TX	NIA	TeamMD Holdings, Inc.	Ownership	100.000	UnitedHealth Group Incorporated		
		.00000	42-1446216				TeamMD Physicians, P.C.	IA	NIA	Physician(s) Owned	Influence	0.000	UnitedHealth Group Incorporated		1
		.00000	82-1019055				TeamUP Insurance Services, Inc.	CA	NIA	HealthMarkets Insurance Agency, Inc.	Ownership	100.000	UnitedHealth Group Incorporated		
		.00000					Tecnología de Información en Salud S.A.	CHL	NIA	Clínica Santa María S.A.	Ownership	50.000	UnitedHealth Group Incorporated		

ANNUAL STATEMENT FOR THE YEAR 2020 OF THE UnitedHealthcare Plan of the River Valley, Inc.

SCHEDULE Y
PART 1A - DETAIL OF INSURANCE HOLDING COMPANY SYSTEM

1	2	3	4	5	6	7	8	9	10	11	12	13	14	15	16
Group Code	Group Name	NAIC Company Code	ID Number	Federal RSSD	CIK	Name of Securities Exchange if Publicly Traded (U.S. or International)	Names of Parent, Subsidiaries Or Affiliates	Domiciliary Location	Relationship to Reporting Entity	Directly Controlled by (Name of Entity/Person)	Type of Control (Ownership, Board, Management, Attorney-in-Fact, Influence, Other)	If Control is Ownership Provide Percentage	Ultimate Controlling Entity(ies)/Person(s)	Is an SCA Filing Required? (Y/N)	*
		.0000					Tecnología de Información en Salud S.A.	CHL	NIA	Clinica Dávila y Servicios Médicos S.A.	Ownership	50.000	UnitedHealth Group Incorporated		
		.0000	38-3897811				Texas Health Craig Ranch Surgery Center, LLC	TX	NIA	Surgical Care Affiliates, LLC	Influence	1.000	UnitedHealth Group Incorporated		
		.0000	80-0866449				Texas Health Flower Mound Orthopedic Surgery Center, LLC	TX	NIA	Surgical Care Affiliates, LLC	Influence	51.000	UnitedHealth Group Incorporated		
		.0000	81-4977249				Texas Health Orthopedic Surgery Center Alliance, LLC	TX	NIA	Surgical Care Affiliates, LLC	Influence	1.000	UnitedHealth Group Incorporated		
		.0000	82-2296081				Texas Health Surgery Center Alliance, LLC	TX	NIA	Surgical Care Affiliates, LLC	Influence	50.000	UnitedHealth Group Incorporated		
		.0000	82-1307876				Texas Health Surgery Center Bedford, LLC	TX	NIA	Surgical Care Affiliates, LLC	Influence	50.000	UnitedHealth Group Incorporated		
		.0000	85-1225852				Texas Health Surgery Center Chisholm Trail, LLC	TX	NIA	Surgical Care Affiliates, LLC	Influence	100.000	UnitedHealth Group Incorporated		
		.0000	83-1085415				Texas Health Surgery Center Irving, LLC	TX	NIA	Surgical Care Affiliates, LLC	Influence	100.000	UnitedHealth Group Incorporated		
		.0000	83-0781259				Texas Health Surgery Center Las Colinas, LLC	TX	NIA	Surgical Care Affiliates, LLC	Influence	50.000	UnitedHealth Group Incorporated		
		.0000	20-3991622				Texas Health Surgery Center Preston Plaza, LLC	TX	NIA	Surgical Care Affiliates, LLC	Influence	50.000	UnitedHealth Group Incorporated		
		.0000	47-4425996				Texas Health Surgery Center Rockwall, LLC	TX	NIA	Surgical Care Affiliates, LLC	Influence	50.000	UnitedHealth Group Incorporated		
		.0000					Texas Health Surgery Center Southwest Fort Worth, LLC	TX	NIA	Surgical Care Affiliates, LLC	Influence	50.000	UnitedHealth Group Incorporated		
		.0000	83-1464243				Texas Health Surgery Center Waxahachie, LLC	TX	NIA	Surgical Care Affiliates, LLC	Influence	100.000	UnitedHealth Group Incorporated		
		.0000	84-1953918				Texas Health Surgery Center Willow Park, LLC	TX	NIA	Surgical Care Affiliates, LLC	Influence	50.000	UnitedHealth Group Incorporated		
.0707	UnitedHealth Group Incorporated	.0000	52-1468699				The Advisory Board Company	DE	NIA	OptumInsight, Inc.	Ownership	100.000	UnitedHealth Group Incorporated		
		.61832	52-0676509				The Chesapeake Life Insurance Company	OK	IA	HealthMarkets Group, Inc.	Ownership	100.000	UnitedHealth Group Incorporated		
		.0000	91-0214500				The Everett Clinic, PLLC	WA	NIA	Everett Physicians, Inc. P.S.	Ownership	45.396	UnitedHealth Group Incorporated		1
		.0000	20-5562797				The Eye Surgery Center of the Carolinas, L.P.	NC	NIA	Surgery Center of Southern Pines, LLC	Ownership	46.000	UnitedHealth Group Incorporated		2
		.0000	56-1970224				The Lewin Group, Inc.	NC	NIA	Optum Public Sector Solutions, Inc.	Ownership	100.000	UnitedHealth Group Incorporated		
		.0000	61-1409045				The Outpatient Surgery Center of Hilton Head, LLC	SC	NIA	SCA-Hilton Head, LLC	Ownership	50.000	UnitedHealth Group Incorporated		
		.0000	83-1192367				The Polyclinic MSO, LLC	DE	NIA	Collaborative Care Holdings, LLC	Ownership	80.100	UnitedHealth Group Incorporated		
		.0000	91-0369070				The Polyclinic, PLLC	VA	NIA	Polyclinic Holdings, P.C.	Ownership	20.024	UnitedHealth Group Incorporated		1
		.0000	72-1349755				The Surgery Center of Easton, L.P.	TN	NIA	Surgery Center of Easton, LLC	Ownership	42.000	UnitedHealth Group Incorporated		2
		.0000	06-1552689				The Surgical Center of Connecticut, LLC	CT	NIA	SCA-Main Street, LLC	Ownership	20.370	UnitedHealth Group Incorporated		2
		.0000	37-1446353				The Surgical Center of the Treasure Coast, L.L.C.	FL	NIA	SCA-St. Lucie, LLC	Ownership	51.000	UnitedHealth Group Incorporated		
		.0000	26-1579919				Thomas Johnson Surgery Center, LLC	MD	NIA	SCA-Frederick, LLC	Ownership	65.000	UnitedHealth Group Incorporated		
		.0000	25-1825549				Three Rivers Holdings, Inc.	DE	NIA	AmeriChoice Corporation	Ownership	100.000	UnitedHealth Group Incorporated		
		.0000	63-1194203				Three Rivers Surgical Care, L.P.	TN	NIA	Surgery Center of Muskogee, LLC	Ownership	14.904	UnitedHealth Group Incorporated		
		.0000	63-1194203				Three Rivers Surgical Care, L.P.	TN	NIA	Muskogee Surgical Investors, LLC	Ownership	85.096	UnitedHealth Group Incorporated		
		.0000	59-3143128				Tmesys, LLC	FL	NIA	PMSI Holdings, LLC	Ownership	100.000	UnitedHealth Group Incorporated		
		.0000	98-1287904				Topimagem Diagnóstico por Imagem Ltda.	BRA	NIA	Esho - Empresa de Serviços Hospitalares S.A.	Ownership	99.000	UnitedHealth Group Incorporated		
		.0000	83-1528858				Trails Edge Surgery Center, LLC	FL	NIA	SCA-Bonita Springs, LLC	Ownership	59.000	UnitedHealth Group Incorporated		
		.0000	46-5482620				Trauma Surgery Affiliates, LLC	TX	NIA	National Surgery Centers, LLC	Ownership	49.000	UnitedHealth Group Incorporated		2
		.0000	52-1431155				Travel Express Incorporated	MD	NIA	FrontierMEDX, Inc.	Ownership	100.000	UnitedHealth Group Incorporated		
		.0000	46-2613170				Treasure Valley Emerald Properties, LLC	DE	NIA	Treasure Valley Hospital Limited Partnership	Ownership	100.000	UnitedHealth Group Incorporated		2
		.0000	33-0592165				Treasure Valley Hospital Limited Partnership	ID	NIA	Surgical Health, LLC	Ownership	38.495	UnitedHealth Group Incorporated		2
		.0000	46-5530255				Trío Motion, LLC	DE	NIA	Optum Labs, LLC	Ownership	100.000	UnitedHealth Group Incorporated		
		.0000	30-0226127				Triple Aim Partners Holdings, Inc.	DE	NIA	Optum, Inc.	Ownership	100.000	UnitedHealth Group Incorporated		
		.0000	84-3719654				Triple Aim Partners, LLC	DE	NIA	Triple Aim Partners Holdings, Inc.	Ownership	100.000	UnitedHealth Group Incorporated		

ANNUAL STATEMENT FOR THE YEAR 2020 OF THE UnitedHealthcare Plan of the River Valley, Inc.

SCHEDULE Y
PART 1A - DETAIL OF INSURANCE HOLDING COMPANY SYSTEM

1	2	3	4	5	6	7	8	9	10	11	12	13	14	15	16
Group Code	Group Name	NAIC Company Code	ID Number	Federal RSSD	CIK	Name of Securities Exchange if Publicly Traded (U.S. or International)	Names of Parent, Subsidiaries Or Affiliates	Domiciliary Location	Relationship to Reporting Entity	Directly Controlled by (Name of Entity/Person)	Type of Control (Ownership, Board, Management, Attorney-in-Fact, Influence, Other)	If Control is Ownership Provide Percentage	Ultimate Controlling Entity(ies)/Person(s)	Is an SCA Filing Required? (Y/N)	*
		.0000	63-0974161				Tuscaloosa Surgical Center, L.P.	AL	NIA	Surgical Center of Tuscaloosa Holdings, LLC	Ownership	30.000	UnitedHealth Group Incorporated		2
		.0000	94-3077084				U.S. Behavioral Health Plan, California	CA	IA	United Behavioral Health	Ownership	100.000	UnitedHealth Group Incorporated		
		.0000	98-1388279				UHC Finance (Ireland) Unlimited Company	IRL	NIA	UnitedHealth Group International Finance (Ireland) Unlimited Company	Ownership	100.000	UnitedHealth Group Incorporated		
		.0000	41-1913059				UHC International Services, Inc.	DE	NIA	UnitedHealth Group Incorporated	Ownership	100.000	UnitedHealth Group Incorporated		
		.0000	95-2931460				UHC of California	CA	IA	United HealthCare Services, Inc.	Ownership	100.000	UnitedHealth Group Incorporated		
		.0000	98-1103713				UHCG - FZE	ARE	NIA	UnitedHealthcare Global Medical (UK) Limited	Ownership	100.000	UnitedHealth Group Incorporated		
		.0000	98-1372063				UHCG Holdings (Ireland) Limited	IRL	NIA	United HealthCare Services, Inc.	Ownership	100.000	UnitedHealth Group Incorporated		
		.0000	98-1372064				UHCG Services (Ireland) Limited	IRL	NIA	UHCG Holdings (Ireland) Limited	Ownership	100.000	UnitedHealth Group Incorporated		
		.0000	98-1122490				UHG Brasil Participações S.A.	BRA	NIA	Polar II Fundo de Investimento em Participações Multiestrategia	Ownership	100.000	UnitedHealth Group Incorporated		
		.0000	41-1921008				UHIC Holdings, Inc.	DE	NIA	United HealthCare Services, Inc.	Ownership	100.000	UnitedHealth Group Incorporated		
		.0000	75-2922396				UICI Funding Corp. 2	DE	NIA	HealthMarkets, LLC	Ownership	100.000	UnitedHealth Group Incorporated		
		.0000	39-1995276				UMR, Inc.	DE	NIA	United HealthCare Services, Inc.	Ownership	100.000	UnitedHealth Group Incorporated		
		.0000	98-1444648				Unidad Médica Diagnóstico S.A.	COL	NIA	Colmedica Medicina Prepagada S.A.	Ownership	92.380	UnitedHealth Group Incorporated		
		.0000	98-1444648				Unidad Médica Diagnóstico S.A.	COL	NIA	Banmedica Internacional SpA	Ownership	7.620	UnitedHealth Group Incorporated		
.0707	UnitedHealth Group Incorporated	91529	52-1996029				Unimerica Insurance Company	WI	IA	OptumHealth Holdings, LLC	Ownership	100.000	UnitedHealth Group Incorporated		
							Unimerica Life Insurance Company of New York								
.0707	UnitedHealth Group Incorporated	.11596	01-0637149				Unison Health Plan of Delaware, Inc.	NY	IA	UnitedHealthcare Insurance Company	Ownership	100.000	UnitedHealth Group Incorporated		
		.0000	20-5917714				United Behavioral Health	DE	IA	Three Rivers Holdings, Inc.	Ownership	100.000	UnitedHealth Group Incorporated		
		.0000	94-2649097				United Behavioral Health of New York, I.P.A., Inc.	CA	NIA	OptumHealth Holdings, LLC	Ownership	100.000	UnitedHealth Group Incorporated		
		.0000	41-1868911				United Group Reinsurance, Inc.	NY	NIA	United Behavioral Health	Ownership	100.000	UnitedHealth Group Incorporated		
		.0000	75-2583080				United HealthCare Services, Inc.	CA	NIA	HealthMarkets, LLC	Ownership	100.000	UnitedHealth Group Incorporated		
		.0000	41-1289245	3410132			United Management Services, Inc.	MIN	UIP	UnitedHealth Group Incorporated	Ownership	100.000	UnitedHealth Group Incorporated		
		.0000	75-2601147				United Resource Networks IPA of New York, Inc.	NY	NIA	HealthMarkets, LLC	Ownership	100.000	UnitedHealth Group Incorporated		
		.0000	30-0318238				UnitedHealth Advisors, LLC	NY	NIA	OptumHealth Care Solutions, LLC	Ownership	100.000	UnitedHealth Group Incorporated		
		.0000	01-0538317				UnitedHealth Group Incorporated	ME	NIA	United HealthCare Services, Inc.	Ownership	100.000	UnitedHealth Group Incorporated		
		.0000	41-1321939	4665014	0000731766	New York Stock Exchange	UnitedHealth Group International Finance (Ireland) Unlimited Company	DE	UIP	Self	Ownership	100.000	UnitedHealth Group Incorporated		
		.0000	98-1422474				UnitedHealth Group International Finance LLC	IRL	NIA	UnitedHealthcare Europe S.á r.l.	Ownership	100.000	UnitedHealth Group Incorporated		
		.0000	84-3188598				UnitedHealth Group Ventures, LLC	DE	NIA	UnitedHealth UK Limited	Ownership	100.000	UnitedHealth Group Incorporated		
		.0000	46-3311984				UnitedHealth International, Inc.	DE	NIA	UnitedHealth Group Incorporated	Ownership	100.000	UnitedHealth Group Incorporated		
		.0000	41-1917398				UnitedHealth Military & Veterans Services, LLC	DE	NIA	UnitedHealth Group Incorporated	Ownership	100.000	UnitedHealth Group Incorporated		
		.0000	26-2574977				UnitedHealth UK Limited	GBR	NIA	United HealthCare Services, Inc.	Ownership	100.000	UnitedHealth Group Incorporated		
.0707	UnitedHealth Group Incorporated	95174	33-0115163				UnitedHealthcare Benefits of Texas, Inc.	TX	IA	Bordeaux UK Holdings I Limited	Ownership	100.000	UnitedHealth Group Incorporated		
		.0000	47-3221444				UnitedHealthcare Benefits Plan of California	CA	IA	United HealthCare Services, Inc.	Ownership	100.000	UnitedHealth Group Incorporated		
		.0000	46-4348775				UnitedHealthcare Community Plan of California, Inc.	CA	IA	United HealthCare Services, Inc.	Ownership	100.000	UnitedHealth Group Incorporated		
.0707	UnitedHealth Group Incorporated	.13168	26-2688274				UnitedHealthcare Community Plan of Georgia, Inc.	GA	IA	AmeriChoice Corporation	Ownership	100.000	UnitedHealth Group Incorporated		
.0707	UnitedHealth Group Incorporated	.12323	56-2451429				UnitedHealthcare Community Plan of Ohio, Inc.	OH	IA	Three Rivers Holdings, Inc.	Ownership	100.000	UnitedHealth Group Incorporated		
.0707	UnitedHealth Group Incorporated	.11141	91-2008361				UnitedHealthcare Community Plan of Texas, L.L.C.	TX	IA	Ovations, Inc.	Ownership	100.000	UnitedHealth Group Incorporated		
.0707	UnitedHealth Group Incorporated	95467	38-3204052				UnitedHealthcare Community Plan, Inc.	MI	IA	AmeriChoice Corporation	Ownership	100.000	UnitedHealth Group Incorporated		

41-30

ANNUAL STATEMENT FOR THE YEAR 2020 OF THE UnitedHealthcare Plan of the River Valley, Inc.

SCHEDULE Y
PART 1A - DETAIL OF INSURANCE HOLDING COMPANY SYSTEM

1	2	3	4	5	6	7	8	9	10	11	12	13	14	15	16
Group Code	Group Name	NAIC Company Code	ID Number	Federal RSSD	CIK	Name of Securities Exchange if Publicly Traded (U.S. or International)	Names of Parent, Subsidiaries Or Affiliates	Domi-ciliary Location	Relation-ship to Reporting Entity	Directly Controlled by (Name of Entity/Person)	Type of Control (Ownership, Board, Management, Attorney-in-Fact, Influence, Other)	If Control is Ownership Provide Percentage	Ultimate Controlling Entity(ies)/Person(s)	Is an SCA Filing Re-quired? (Y/N)	*
		.0000	98-1200034				UnitedHealthcare Consulting & Assistance Service (Beijing) Co., Ltd.	CHN	NIA	UnitedHealthcare International I B.V.	Ownership	100.000	UnitedHealth Group Incorporated		
		.0000	98-1199879				UnitedHealthcare Europe S.à r.l.	LUX	NIA	Bordeaux UK Holdings II Limited	Ownership	100.000	UnitedHealth Group Incorporated		
		.0000	98-1104429				UnitedHealthcare Global Canada Limited	CAN	NIA	UnitedHealthcare International I B.V.	Ownership	100.000	UnitedHealth Group Incorporated		
		.0000	98-1029201				UnitedHealthcare Global Medical (UK) Limited								
		.0000	98-1099116				UnitedHealthcare India Private Limited	GBR	NIA	UnitedHealthcare International I B.V.	Ownership	100.000	UnitedHealth Group Incorporated		
		.0000	98-1099116				UnitedHealthcare India Private Limited	IND	NIA	UnitedHealth International, Inc.	Ownership	0.001	UnitedHealth Group Incorporated		
		.0000	98-1099116				UnitedHealthcare India Private Limited	IND	NIA	OptumHealth International B.V.	Ownership	99.999	UnitedHealth Group Incorporated		
.0707	UnitedHealth Group Incorporated	.79413	36-2739571				UnitedHealthcare Insurance Company	CT	IA	UHC Holdings, Inc.	Ownership	100.000	UnitedHealth Group Incorporated		
							UnitedHealthcare Insurance Company of America								
.0707	UnitedHealth Group Incorporated	.84549	38-2044243				UnitedHealthcare Insurance Company of Illinois	IL	IA	Symphonix Health Holdings LLC	Ownership	100.000	UnitedHealth Group Incorporated		
							UnitedHealthcare Insurance Company of Illinois								
.0707	UnitedHealth Group Incorporated	.60318	36-3800349				UnitedHealthcare Insurance Company of New York	IL	IA	UnitedHealthcare Insurance Company	Ownership	100.000	UnitedHealth Group Incorporated		
							UnitedHealthcare Insurance Company of New York								
.0707	UnitedHealth Group Incorporated	.60093	11-3283886				UnitedHealthcare Insurance Company of the River Valley	NY	IA	UnitedHealthcare Insurance Company	Ownership	100.000	UnitedHealth Group Incorporated		
							UnitedHealthcare Insurance Company of the River Valley								
.0707	UnitedHealth Group Incorporated	.12231	20-1902768				UnitedHealthcare Insurance Designated Activity Company	IL	IA	UnitedHealthcare, Inc.	Ownership	100.000	UnitedHealth Group Incorporated		
							UnitedHealthcare Insurance Designated Activity Company								
		.0000	98-1372065				UnitedHealthcare Integrated Services, Inc.	IRL	NIA	UHC Holdings (Ireland) Limited	Ownership	100.000	UnitedHealth Group Incorporated		
		.0000	86-0618309				UnitedHealthcare International Asia, LLC	AZ	IA	Ovations, Inc.	Ownership	100.000	UnitedHealth Group Incorporated		
		.0000	41-1988797				UnitedHealthcare International I B.V.	DE	NIA	UnitedHealth Group Incorporated	Ownership	100.000	UnitedHealth Group Incorporated		
		.0000	98-1100512				UnitedHealthcare International II S.à r.l.	NLD	NIA	FrontierMEDEX US, Inc.	Ownership	100.000	UnitedHealth Group Incorporated		
		.0000	98-1079459				UnitedHealthcare International III B.V.	LUX	NIA	Bordeaux UK Holdings I Limited	Ownership	100.000	UnitedHealth Group Incorporated		
		.0000	98-1340853				UnitedHealthcare International III B.V.	NLD	NIA	UnitedHealthcare Europe S.à r.l.	Ownership	100.000	UnitedHealth Group Incorporated		
		.0000	98-1077436				UnitedHealthcare International III S.à r.l.	LUX	NIA	Optum Services (Ireland) Limited	Ownership	100.000	UnitedHealth Group Incorporated		
							UnitedHealthcare International IV S.à r.l.			UnitedHealthcare International VIII S.à r.l.	Ownership	100.000	UnitedHealth Group Incorporated		
		.0000	98-1080926				UnitedHealthcare International VII S.à r.l.	LUX	NIA	UHC Finance (Ireland) Unlimited Company	Ownership	100.000	UnitedHealth Group Incorporated		
		.0000	98-1372060				UnitedHealthcare International VIII S.à r.l.	LUX	NIA	UnitedHealthcare International X S.à r.l.	Ownership	100.000	UnitedHealth Group Incorporated		
							UnitedHealthcare International VIII S.à r.l.			UnitedHealthcare International III S.à r.l.	Ownership	100.000	UnitedHealth Group Incorporated		
		.0000	98-1372062				UnitedHealthcare International X S.à r.l.	LUX	NIA	UnitedHealthcare International III S.à r.l.	Ownership	100.000	UnitedHealth Group Incorporated		
		.0000	98-1443728				UnitedHealthcare Life Insurance Company	LUX	NIA	UnitedHealthcare International X S.à r.l.	Ownership	100.000	UnitedHealth Group Incorporated		
.0707	UnitedHealth Group Incorporated	.97179	86-0207231				UnitedHealthcare of Alabama, Inc.	WI	IA	Golden Rule Financial Corporation	Ownership	100.000	UnitedHealth Group Incorporated		
.0707	UnitedHealth Group Incorporated	.95784	63-0899562				UnitedHealthcare of Arizona, Inc.	AL	IA	UnitedHealthcare, Inc.	Ownership	100.000	UnitedHealth Group Incorporated		
.0707	UnitedHealth Group Incorporated	.96016	86-0507074				UnitedHealthcare of Arkansas, Inc.	AZ	IA	UnitedHealthcare, Inc.	Ownership	100.000	UnitedHealth Group Incorporated		
.0707	UnitedHealth Group Incorporated	.95446	63-1036819				UnitedHealthcare of Colorado, Inc.	AR	IA	UnitedHealthcare, Inc.	Ownership	100.000	UnitedHealth Group Incorporated		
.0707	UnitedHealth Group Incorporated	.95090	84-1004639				UnitedHealthcare of Florida, Inc.	CO	IA	UnitedHealthcare, Inc.	Ownership	100.000	UnitedHealth Group Incorporated		
.0707	UnitedHealth Group Incorporated	.95264	59-1293865				UnitedHealthcare of Georgia, Inc.	FL	IA	UnitedHealthcare, Inc.	Ownership	100.000	UnitedHealth Group Incorporated		
.0707	UnitedHealth Group Incorporated	.95850	58-1653544				UnitedHealthcare of Illinois, Inc.	GA	IA	UnitedHealthcare, Inc.	Ownership	100.000	UnitedHealth Group Incorporated		
.0707	UnitedHealth Group Incorporated	.95776	36-3280214				UnitedHealthcare of Kentucky, Ltd.	IL	IA	UnitedHealthcare, Inc.	Ownership	100.000	UnitedHealth Group Incorporated		
.0707	UnitedHealth Group Incorporated	.96644	62-1240316				UnitedHealthcare of Louisiana, Inc.	IL	IA	UnitedHealthcare, Inc.	Ownership	100.000	UnitedHealth Group Incorporated		
.0707	UnitedHealth Group Incorporated	.96644	62-1240316				UnitedHealthcare of Mississippi, Inc.	KY	IA	UnitedHealthcare, Inc.	Ownership	5.828	UnitedHealth Group Incorporated		
.0707	UnitedHealth Group Incorporated	.95833	72-1074008				UnitedHealthcare of New England, Inc.	MS	IA	United HealthCare Services, Inc.	Ownership	94.172	UnitedHealth Group Incorporated		
.0707	UnitedHealth Group Incorporated	.95716	63-1036817				UnitedHealthcare of New Mexico, Inc.	LA	IA	UnitedHealthcare, Inc.	Ownership	100.000	UnitedHealth Group Incorporated		
.0707	UnitedHealth Group Incorporated	.95149	05-0413469				UnitedHealthcare of New York, Inc.	MS	IA	UnitedHealthcare, Inc.	Ownership	100.000	UnitedHealth Group Incorporated		
.0707	UnitedHealth Group Incorporated	.13214	26-2697886				UnitedHealthcare of North Carolina, Inc.	RI	IA	United HealthCare Services, Inc.	Ownership	100.000	UnitedHealth Group Incorporated		
.0707	UnitedHealth Group Incorporated	.95085	06-1172891				UnitedHealthcare of Ohio, Inc.	NY	IA	UnitedHealthcare Insurance Company	Ownership	100.000	UnitedHealth Group Incorporated		
.0707	UnitedHealth Group Incorporated	.95103	56-1461010				UnitedHealthcare of Oklahoma, Inc.	NC	IA	AmeriChoice Corporation	Ownership	100.000	UnitedHealth Group Incorporated		
.0707	UnitedHealth Group Incorporated	.95186	31-1142815				UnitedHealthcare of Oregon, Inc.	OH	IA	UnitedHealthcare, Inc.	Ownership	100.000	UnitedHealth Group Incorporated		
.0707	UnitedHealth Group Incorporated	.96903	33-0115166				UnitedHealthcare of Pennsylvania, Inc.	OK	IA	United HealthCare Services, Inc.	Ownership	100.000	UnitedHealth Group Incorporated		
.0707	UnitedHealth Group Incorporated	.95893	93-0938819				UnitedHealthcare of South Carolina, Inc.	OR	IA	United HealthCare Services, Inc.	Ownership	100.000	UnitedHealth Group Incorporated		
.0707	UnitedHealth Group Incorporated	.95220	25-1756858				UnitedHealthcare of Texas, Inc.	PA	IA	Three Rivers Holdings, Inc.	Ownership	100.000	UnitedHealth Group Incorporated		
.0707	UnitedHealth Group Incorporated	.16740	35-2674992					SC	IA	UnitedHealthcare, Inc.	Ownership	100.000	UnitedHealth Group Incorporated		
.0707	UnitedHealth Group Incorporated	.95765	95-3939697					TX	IA	UnitedHealthcare, Inc.	Ownership	100.000	UnitedHealth Group Incorporated		

ANNUAL STATEMENT FOR THE YEAR 2020 OF THE UnitedHealthcare Plan of the River Valley, Inc.

SCHEDULE Y

PART 1A - DETAIL OF INSURANCE HOLDING COMPANY SYSTEM

1	2	3	4	5	6	7	8	9	10	11	12	13	14	15	16
Group Code	Group Name	NAIC Company Code	ID Number	Federal RSSD	CIK	Name of Securities Exchange if Publicly Traded (U.S. or International)	Names of Parent, Subsidiaries Or Affiliates	Domiciliary Location	Relationship to Reporting Entity	Directly Controlled by (Name of Entity/Person)	Type of Control (Ownership, Board, Management, Attorney-in-Fact, Influence, Other)	If Control is Ownership Provide Percentage	Ultimate Controlling Entity(ies)/Person(s)	Is an SCA Filing Required? (Y/N)	*
.0707	UnitedHealth Group Incorporated	95025	52-1130183				UnitedHealthcare of the Mid-Atlantic, Inc.	MD	IA	UnitedHealthcare, Inc.	Ownership	100.000	UnitedHealth Group Incorporated		
.0707	UnitedHealth Group Incorporated	95591	47-0676824				UnitedHealthcare of the Midlands, Inc.	NE	IA	UnitedHealthcare, Inc.	Ownership	100.000	UnitedHealth Group Incorporated		
.0707	UnitedHealth Group Incorporated	96385	43-1361841				UnitedHealthcare of the Midwest, Inc.	MO	IA	UnitedHealthcare, Inc.	Ownership	100.000	UnitedHealth Group Incorporated		
.0707	UnitedHealth Group Incorporated	95501	41-1488563				UnitedHealthcare of Utah, Inc.	UT	IA	UnitedHealthcare, Inc.	Ownership	100.000	UnitedHealth Group Incorporated		
.0707	UnitedHealth Group Incorporated	48038	91-1312551				UnitedHealthcare of Washington, Inc.	WA	IA	United HealthCare Services, Inc.	Ownership	100.000	UnitedHealth Group Incorporated		
.0707	UnitedHealth Group Incorporated	95710	39-1555888				UnitedHealthcare of Wisconsin, Inc.	WI	IA	UnitedHealthcare, Inc.	Ownership	100.000	UnitedHealth Group Incorporated		
.0707	UnitedHealth Group Incorporated	95378	36-3379945				UnitedHealthcare Plan of the River Valley, Inc.	IL	RE	UnitedHealthcare, Inc.	Ownership	100.000	UnitedHealth Group Incorporated		
		.00000	47-0854646				UnitedHealthcare Service LLC	DE	NIA	UnitedHealthcare Insurance Company	Ownership	100.000	UnitedHealth Group Incorporated		
		.00000	01-0518346				UnitedHealthcare Specialty Benefits, LLC	ME	NIA	Specialty Benefits, LLC	Ownership	100.000	UnitedHealth Group Incorporated		
		.00000	41-1922511				UnitedHealthcare, Inc.	DE	UDP	United HealthCare Services, Inc.	Ownership	100.000	UnitedHealth Group Incorporated		
		.00000	27-0815205				Unity Health Network, LLC	DE	NIA	Collaborative Care Holdings, LLC	Ownership	80.100	UnitedHealth Group Incorporated		
		.00000	26-4219191				UpFront Insurance Agency, LLC	MIN	NIA	Optum Labs, LLC	Ownership	100.000	UnitedHealth Group Incorporated		
		.00000	83-4657754				Upland Holdings, LLC	CA	NIA	NSC Upland, LLC	Ownership	58.991	UnitedHealth Group Incorporated		
		.00000	33-0812827				Upland Outpatient Surgical Center, L.P.	CA	NIA	Upland Holdings, LLC	Ownership	51.000	UnitedHealth Group Incorporated		
		.00000	26-0382877				Urgent Care Holdings, Inc.	DE	NIA	Optum Clinics Intermediate Holdings, Inc.	Ownership	100.000	UnitedHealth Group Incorporated		
		.00000	26-3667220				Urgent Care MSO, LLC	DE	NIA	Urgent Care Holdings, Inc.	Ownership	100.000	UnitedHealth Group Incorporated		
		.00000	75-2613230				Urology Associates of North Texas, P.L.L.C.	TX	NIA	USMD Affiliated Services	Ownership	100.000	UnitedHealth Group Incorporated		
		.00000	20-3887008				USHEALTH Academy, Inc.	TX	NIA	USHEALTH Group, Inc.	Ownership	100.000	UnitedHealth Group Incorporated		
		.00000	26-4163593				USHEALTH Administrators, LLC	DE	NIA	USHEALTH Group, Inc.	Ownership	100.000	UnitedHealth Group Incorporated		
		.00000	26-3887598				USHEALTH Advisors, LLC	TX	NIA	USHEALTH Group, Inc.	Ownership	100.000	UnitedHealth Group Incorporated		
		.00000	75-2192748				USHEALTH Career Agency, Inc.	DE	NIA	USHEALTH Group, Inc.	Ownership	100.000	UnitedHealth Group Incorporated		
		.00000	75-2225185				USHEALTH Funding, Inc.	DE	NIA	USHEALTH Group, Inc.	Ownership	100.000	UnitedHealth Group Incorporated		
		.00000	73-1165000				USHEALTH Group, Inc.	DE	NIA	Golden Rule Financial Corporation	Ownership	100.000	UnitedHealth Group Incorporated		
		.00000	20-8048861				USMD Administrative Services, L.L.C.	TX	NIA	USMD Inc.	Ownership	100.000	UnitedHealth Group Incorporated		
		.00000	27-2956222				USMD Affiliated Services	TX	NIA	USMD Inc.	Ownership	100.000	UnitedHealth Group Incorporated		
		.00000	27-2803133				USMD Diagnostic Services, LLC	TX	NIA	WellMed Networks, Inc.	Ownership	100.000	UnitedHealth Group Incorporated		1
		.00000	27-2866866				USMD Holdings, Inc.	DE	NIA	WellMed Medical Management, Inc.	Ownership	100.000	UnitedHealth Group Incorporated		
		.00000	73-1662763				USMD Hospital at Arlington, L.P.	TX	NIA	MAT-RX DEVELOPMENT, L.L.C.	Ownership	100.000	UnitedHealth Group Incorporated		1
		.00000	20-3571243				USMD Hospital at Fort Worth, L.P.	TX	NIA	MAT-RX DEVELOPMENT, L.L.C.	Ownership	100.000	UnitedHealth Group Incorporated		1
		.00000	20-8050318				USMD Inc.	TX	NIA	USMD Holdings, Inc.	Ownership	100.000	UnitedHealth Group Incorporated		
		.00000	73-1662757				USMD of Arlington GP, L.L.C.	TX	NIA	MAT-RX DEVELOPMENT, L.L.C.	Ownership	100.000	UnitedHealth Group Incorporated		1
		.00000	35-2446102				USMD PPM, LLC	TX	NIA	USMD Inc.	Ownership	100.000	UnitedHealth Group Incorporated		
		.00000	87-0757396				Valley Physicians Network, Inc.	CA	NIA	PrimeCare Medical Network, Inc.	Ownership	100.000	UnitedHealth Group Incorporated		
		.00000	85-0780051				Vascular Labs of the Rockies ASC, LLC	DE	NIA	SCA-VLR Holdings Company, LLC	Ownership	51.000	UnitedHealth Group Incorporated		
		.00000	81-2820395				Via Vitae MSO, LLC	DE	NIA	OC Cardiology Practice Partners, LLC	Ownership	70.000	UnitedHealth Group Incorporated		
		.00000	98-1443076				Vida Integra S.A.	CHL	NIA	Saden S.A.	Ownership	0.000	UnitedHealth Group Incorporated		
		.00000	98-1443076				Vida Integra S.A.	CHL	NIA	Banmedica S.A.	Ownership	100.000	UnitedHealth Group Incorporated		
		.00000	98-1444067				Vida Tres Internacional S.A.	CHL	NIA	Saden S.A.	Ownership	0.000	UnitedHealth Group Incorporated		
		.00000	98-1444067				Vida Tres Internacional S.A.	CHL	NIA	Banmedica S.A.	Ownership	100.000	UnitedHealth Group Incorporated		
		.00000	85-2278858				Virtua-SCA Holdings II, LLC	DE	NIA	SCA Outside New Jersey, LLC	Ownership	45.000	UnitedHealth Group Incorporated		2
		.00000	47-4149749				Virtual Therapeutics Corporation	DE	NIA	Optum Labs, LLC	Ownership	5.613	UnitedHealth Group Incorporated		
		.00000	47-4149749				Virtual Therapeutics Corporation	DE	NIA	United HealthCare Services, Inc.	Ownership	36.552	UnitedHealth Group Incorporated		
		.00000	47-4149749				Virtual Therapeutics Corporation	DE	NIA	UnitedHealth Group Ventures, LLC	Ownership	41.670	UnitedHealth Group Incorporated		
		.00000	85-1453387				Vitucci, LCSW, P.C.	IL	NIA	Physician(s) Owned	Influence	0.000	UnitedHealth Group Incorporated		1
		.00000	27-1348358				Vivify Health Canada, Inc.	CAN	NIA	Vivify Health, Inc.	Ownership	100.000	UnitedHealth Group Incorporated		
		.00000	36-4499777				Vivify Health, Inc.	DE	NIA	OptumHealth Care Solutions, LLC	Ownership	100.000	UnitedHealth Group Incorporated		
		.00000	36-3469841				Walnut Hill Surgery Center, LLC	TX	NIA	Surgical Care Affiliates, LLC	Influence	50.000	UnitedHealth Group Incorporated		
		.00000	36-3469839				Wauwatosa Outpatient Surgery Center, LLC	DE	NIA	Surgery Centers-West Holdings, LLC	Ownership	100.000	UnitedHealth Group Incorporated		
		.00000	20-5429310				Wauwatosa Surgery Center, LLC	DE	NIA	Wauwatosa Outpatient Surgery Center, LLC	Ownership	51.000	UnitedHealth Group Incorporated		
		.00000	20-5429310				Wayland Square Surgicare Acquisition, L.P.	RI	NIA	Surgery Center Holding, LLC	Ownership	1.000	UnitedHealth Group Incorporated		
		.00000	75-2500274				Wayland Square Surgicare Acquisition, L.P.	RI	NIA	SC Affiliates, LLC	Ownership	99.000	UnitedHealth Group Incorporated		
		.00000	46-2854394				Wayland Square Surgicare GP, Inc.	RI	NIA	Surgery Center Holding, LLC	Ownership	100.000	UnitedHealth Group Incorporated		
		.00000					Waypoint Minnesota PC	MIN	NIA	Physician(s) Owned	Influence	0.000	UnitedHealth Group Incorporated		1

SCHEDULE Y
PART 1A - DETAIL OF INSURANCE HOLDING COMPANY SYSTEM

1	2	3	4	5	6	7	8	9	10	11	12	13	14	15	16
Group Code	Group Name	NAIC Company Code	ID Number	Federal RSSD	CIK	Name of Securities Exchange if Publicly Traded (U.S. or International)	Names of Parent, Subsidiaries Or Affiliates	Domi-ciliary Loca-tion	Relation-ship to Reporting Entity	Directly Controlled by (Name of Entity/Person)	Type of Control (Ownership, Board, Management, Attorney-in-Fact, Influence, Other)	If Control is Ownership Provide Percentage	Ultimate Controlling Entity(ies)/Person(s)	Is an SCA Filing Re-quired? (Y/N)	*
		.0000	46-2859426				Waypoint Minnesota Sports PC	..MN	..NIA	David Moen, M.D. P.C.	Ownership	100.000	UnitedHealth Group Incorporated		1
		.0000	84-2233329				WellMed Florida Medicare ACO, LLC	..TX	..NIA	WellMed Network of Florida, Inc.	Ownership	100.000	UnitedHealth Group Incorporated		1
		.0000	84-2178104				WellMed Greater Texas Medicare ACO, LLC	..TX	..NIA	WellMed Networks, Inc.	Ownership	100.000	UnitedHealth Group Incorporated		1
		.0000	74-2574229				WellMed Medical Group, P.A.	..TX	..NIA	Physician(s) Owned	Influence	0.000	UnitedHealth Group Incorporated		1
		.0000	74-2797745				WellMed Medical Management of Florida, Inc.	..FL	..NIA	WellMed Medical Management, Inc.	Ownership	100.000	UnitedHealth Group Incorporated		
		.0000	74-2786364				WellMed Medical Management, Inc.	..TX	..NIA	Collaborative Care Holdings, LLC	Ownership	85.000	UnitedHealth Group Incorporated		
		.0000	35-2314192				WellMed Network of Florida, Inc.	..TX	..NIA	WellMed Networks, Inc.	Ownership	100.000	UnitedHealth Group Incorporated		1
		.0000	41-2250215				WellMed Networks - DFW, Inc.	..TX	..NIA	WellMed Networks, Inc.	Ownership	100.000	UnitedHealth Group Incorporated		1
		.0000	74-2889447				WellMed Networks, Inc.	..TX	..NIA	Physician(s) Owned	Influence	0.000	UnitedHealth Group Incorporated		1
		.0000	92-0183013				WellMed of Las Cruces, Inc.	..TX	..NIA	WellMed Networks, Inc.	Ownership	100.000	UnitedHealth Group Incorporated		1
		.0000	84-2193803				WellMed Tampa/Orlando Medicare ACO, LLC	..TX	..NIA	WellMed Network of Florida, Inc.	Ownership	100.000	UnitedHealth Group Incorporated		1
		.0000	84-2219968				WellMed Texas Medicare ACO, LLC	..TX	..NIA	WellMed Networks, Inc.	Ownership	100.000	UnitedHealth Group Incorporated		1
		.0000	27-2809113				West Coast Endoscopy Holdings, LLC	..DE	..NIA	SCA Surgery Holdings, LLC	Ownership	100.000	UnitedHealth Group Incorporated		
		.0000	06-1521999				Western Connecticut Orthopedic Surgical Center, LLC	..CT	..NIA	SCA-Western Connecticut, LLC	Ownership	60.378	UnitedHealth Group Incorporated		
		.0000	85-3312235				WestHealth JV Holdings, LLC	..DE	..NIA	SCA West Health Holdings, LLC	Ownership	100.000	UnitedHealth Group Incorporated		
		.0000	45-0636596				WESTMED Practice Partners LLC	..DE	..NIA	Collaborative Care Holdings, LLC	Ownership	100.000	UnitedHealth Group Incorporated		
		.0000	83-3608739				WillowB Labs LLC	..DE	..NIA	OptumRx, Inc.	Ownership	100.000	UnitedHealth Group Incorporated		
		.0000	27-4816583				Wilson Creek Surgical Center, LLC	..TX	..NIA	Surgical Care Affiliates, LLC	Influence	50.000	UnitedHealth Group Incorporated		
		.0000	46-5548304				Winchester Endoscopy, LLC	..IL	..NIA	SCA-Winchester, LLC	Ownership	51.000	UnitedHealth Group Incorporated		
		.0000	62-1525776				Winter Park Surgery Center, L.P.	..TN	..NIA	Winter Park, LLC	Ownership	33.500	UnitedHealth Group Incorporated		2
		.0000	62-1525776				Winter Park Surgery Center, L.P.	..TN	..NIA	SCA-Winter Park, Inc.	Ownership	1.000	UnitedHealth Group Incorporated		2
		.0000	62-1587564				Winter Park, LLC	..TN	..NIA	SCA-Winter Park, Inc.	Ownership	51.000	UnitedHealth Group Incorporated		
		.0000	45-2158334				WIND Medical, PLLC	..TX	..NIA	WellMed Networks, Inc.	Ownership	100.000	UnitedHealth Group Incorporated		1
		.0000	85-3366699				Woodbury Surgery Center, LLC	..MN	..NIA	SCA Woodbury Holdings, LLC	Ownership	100.000	UnitedHealth Group Incorporated		
		.0000	45-4281054				XAS Infusion Suites, Inc.	..TX	..NIA	Diplomat Pharmacy, Inc.	Ownership	100.000	UnitedHealth Group Incorporated		
		.0000	52-2102846				XLHealth Corporation	..MD	..NIA	United HealthCare Services, Inc.	Ownership	100.000	UnitedHealth Group Incorporated		
		.0000	98-1107695				XLHealth Corporation India Private Limited	..IND	..NIA	XLHealth Corporation	Ownership	99.998	UnitedHealth Group Incorporated		
		.0000	98-1107695				XLHealth Corporation India Private Limited	..IND	..NIA	UnitedHealth International, Inc.	Ownership	0.002	UnitedHealth Group Incorporated		
		.0000	46-3537245				XLHome Michigan, P.C.	..MI	..NIA	Physician(s) Owned	Influence	0.000	UnitedHealth Group Incorporated		1
		.0000	45-5530241				XLHome Northeast, P.C.	..NJ	..NIA	Physician(s) Owned	Influence	0.000	UnitedHealth Group Incorporated		1
		.0000	46-2931689				XLHome Oklahoma, Inc.	..OK	..NIA	Physician(s) Owned	Influence	0.000	UnitedHealth Group Incorporated		1
		.0000	27-3543997				XLHome, P.C.	..MD	..NIA	Physician(s) Owned	Influence	0.000	UnitedHealth Group Incorporated		1

Asterisk	Explanation
1	Represents a physician or physicians' owned entity (with respect to the ultimate controlling entity), where the entity is deemed to be influenced by the ultimate controlling entity.
2	Represents a minority-owned entity (with respect to the controlling entity), where the entity is deemed to be influenced by the ultimate controlling entity.

SCHEDULE Y

PART 2 - SUMMARY OF INSURER'S TRANSACTIONS WITH ANY AFFILIATES

1	2	3	4	5	6	7	8	9	10	11	12	13
NAIC Company Code	ID Number	Names of Insurers and Parent, Subsidiaries or Affiliates	Shareholder Dividends	Capital Contributions	Purchases, Sales or Exchanges of Loans, Securities, Real Estate, Mortgage Loans or Other Investments	Income/ (Disbursements) Incurred in Connection with Guarantees or Undertakings for the Benefit of any Affiliate(s)	Management Agreements and Service Contracts	Income/ (Disbursements) Incurred Under Reinsurance Agreements	*	Any Other Material Activity Not in the Ordinary Course of the Insurer's Business	Totals	Reinsurance Recoverable/ (Payable) on Losses and/or Reserve Credit Taken/(Liability)
	45-2402948	4C Medical Group, PLC	.0	.0	.0	.0	1,483,268	.0		.0	1,483,268	.0
	22-3149900	A.G. Dikengil, Inc.	.0	.0	.0	.0	374,345	.0		.0	374,345	.0
	47-5519672	AbleTo Behavioral Health Services, P.C.	.0	.0	.0	.0	11,734,918	.0		.0	11,734,918	.0
	41-1913523	ACN Group IPA of New York, Inc.	.0	.0	.0	.0	893,312	.0		.0	893,312	.0
	27-0015861	ACN Group of California, Inc.	(5,000,000)	.0	.0	.0	11,647,778	.0		.0	6,647,778	.0
	20-1310827	Advanced Surgery Center of Clifton, LLC	.0	.0	.0	.0	39,196	.0		.0	39,196	.0
	26-4093335	Advanced Surgical Hospital, LLC	.0	.0	.0	.0	565,279	.0		.0	565,279	.0
	47-5337115	Advocate Condell Ambulatory Surgery Center, LLC	.0	.0	.0	.0	243,692	.0		.0	243,692	.0
	36-4437931	Advocate Southwest Ambulatory Surgery Center, L.L.C.	.0	.0	.0	.0	459,261	.0		.0	459,261	.0
	35-2109566	AHN Central Services, LLC	.0	.0	.0	.0	8,131,407	.0		.0	8,131,407	.0
	93-0982396	Alaska Surgery Center, Limited Partnership	.0	.0	.0	.0	26,611	.0		.0	26,611	.0
82406	35-1665915	All Savers Insurance Company	.0	.0	.0	.0	(162,148,307)	(5)		.0	(162,148,312)	.0
73130	35-1744596	All Savers Life Insurance Company of California	.0	.0	.0	.0	(1,109)	.0		.0	(1,109)	.0
	27-1367127	Alliance Surgical Center, LLC	.0	.0	.0	.0	148,805	.0		.0	148,805	.0
	63-1231942	Aloha Surgical Center, LLC	.0	.0	.0	.0	124,942	.0		.0	124,942	.0
	45-4770582	American Health Network of Indiana Care Organization, LLC	.0	.0	.0	.0	89,646,264	.0		.0	89,646,264	.0
52623	35-2108729	American Health Network of Indiana, LLC	.0	24,000,000	.0	.0	1,932,169	.0		.0	25,932,169	.0
	31-1424957	American Health Network of Ohio, LLC	.0	.0	.0	.0	1,102,817	.0		.0	1,102,817	.0
	54-1743136	AmeriChoice Corporation	68,000,000	.0	.0	.0	.0	.0		.0	68,000,000	.0
95497	22-3368602	AmeriChoice of New Jersey, Inc.	(35,000,000)	.0	.0	.0	(585,163,710)	.0		.0	(620,163,710)	.0
	82-4763728	Anne Arundel-SCA Surgicenter, LLC	.0	.0	.0	.0	437,845	.0		.0	437,845	.0
	33-0845269	AppleCare Medical Group St. Francis, Inc.	.0	.0	.0	.0	4,495,324	.0		.0	4,495,324	.0
	33-0898174	AppleCare Medical Group, Inc.	.0	.0	.0	.0	18,625,601	.0		.0	18,625,601	.0
	75-2285078	Arcadia Outpatient Surgery Center, L.P.	.0	.0	.0	.0	162,884	.0		.0	162,884	.0
	86-0813232	Arizona Physicians IPA, Inc.	(80,000,000)	.0	.0	.0	(1,211,773,377)	.0		.0	(1,291,773,377)	.0
	75-2055800	Arlington Surgery Center, LLC	.0	.0	.0	.0	315,936	.0		.0	315,936	.0
	72-1097827	B.R.A.S.S. Partnership in Commendam	.0	.0	.0	.0	203,487	.0		.0	203,487	.0
	33-0645967	Beaver Medical Group, P.C.	.0	.0	.0	.0	1,256,257	.0		.0	1,256,257	.0
	88-0267857	Behavioral Healthcare Options, Inc.	.0	.0	.0	.0	7,263,839	.0		.0	7,263,839	.0
	22-3858211	Bexar Imaging Center, LLC	.0	.0	.0	.0	24,470	.0		.0	24,470	.0
	63-0984076	Birmingham Outpatient Surgery Center, Ltd.	.0	.0	.0	.0	1,105,053	.0		.0	1,105,053	.0
	47-4758895	Bloomfield ASC, LLC	.0	.0	.0	.0	1,005,603	.0		.0	1,005,603	.0
	62-1530122	Blue Ridge Day Surgery Center, L.P.	.0	.0	.0	.0	929,798	.0		.0	929,798	.0
	65-0241934	Boca Raton Outpatient Surgery & Laser Center, LTD.	.0	.0	.0	.0	948,962	.0		.0	948,962	.0
	20-2387834	Brandon Ambulatory Surgery Center, LC	.0	.0	.0	.0	123,887	.0		.0	123,887	.0
	27-3955254	Capital City Medical Group, L.L.C.	.0	.0	.0	.0	41,880	.0		.0	41,880	.0

SCHEDULE Y

PART 2 - SUMMARY OF INSURER'S TRANSACTIONS WITH ANY AFFILIATES

1	2	3	4	5	6	7	8	9	10	11	12	13
NAIC Company Code	ID Number	Names of Insurers and Parent, Subsidiaries or Affiliates	Shareholder Dividends	Capital Contributions	Purchases, Sales or Exchanges of Loans, Securities, Real Estate, Mortgage Loans or Other Investments	Income/ (Disbursements) Incurred in Connection with Guarantees or Undertakings for the Benefit of any Affiliate(s)	Management Agreements and Service Contracts	Income/ (Disbursements) Incurred Under Reinsurance Agreements	*	Any Other Material Activity Not in the Ordinary Course of the Insurer's Business	Totals	Reinsurance Recoverable/ (Payable) on Losses and/or Reserve Credit Taken/(Liability)
12558	45-4976934	Care Improvement Plus of Texas Insurance Company	(89,500,000)	.0	.0	.0	(393,810,686)	.0		.0	(483,310,686)	.0
12567	20-3888112	Care Improvement Plus South Central Insurance Company	(84,500,000)	.0	.0	.0	(483,164,390)	320		.0	(567,664,070)	.0
14041	27-5038136	Care Improvement Plus Wisconsin Insurance Company	.0	.0	.0	.0	(118,259,484)	.0		.0	(118,259,484)	.0
	13-3544120	CareMount Medical, P.C.	.0	.0	.0	.0	4,488,109	.0		.0	4,488,109	.0
	82-5207935	Castle Rock SurgiCenter, LLC	.0	.0	.0	.0	188,427	.0		.0	188,427	.0
	82-1715584	CCEC Anesthesia Management, LLC	.0	.0	.0	.0	58,695	.0		.0	58,695	.0
	27-2533497	Cedar Park Surgery Center, LLC	.0	.0	.0	.0	161,157	.0		.0	161,157	.0
	33-0483510	Centers for Family Medicine, GP	.0	.0	.0	.0	613,734	.0		.0	613,734	.0
42765	42-1194107	Centurion Casualty Company	.0	2,500,000	.0	.0	(202,453)	.0		.0	2,297,547	.0
	58-1709761	Charleston Surgery Center Limited Partnership	.0	.0	.0	.0	420,886	.0		.0	420,886	.0
	56-1449531	Charlotte Surgery Center, LLC	.0	.0	.0	.0	1,788,937	.0		.0	1,788,937	.0
	82-4075002	Chatham Orthopaedic ASC, LLC	.0	.0	.0	.0	369,458	.0		.0	369,458	.0
	26-2389638	Childrens Surgery Center LLC	.0	.0	.0	.0	427,042	.0		.0	427,042	.0
	62-1510209	Citrus Regional Surgery Center, L.P.	.0	.0	.0	.0	384,435	.0		.0	384,435	.0
	20-3742012	Cleburne Surgical Center, LLC	.0	.0	.0	.0	427,316	.0		.0	427,316	.0
	20-2236024	Clinton Partners, LLC	.0	.0	.0	.0	158,914	.0		.0	158,914	.0
	27-2337487	Collaborative Care Services, Inc.	.0	.0	.0	.0	6,456,141	.0		.0	6,456,141	.0
	83-1529015	Colonial Outpatient Surgery Center, LLC	.0	.0	.0	.0	826,515	.0		.0	826,515	.0
	06-1592173	Connecticut Surgery Center, Limited Partnership	.0	.0	.0	.0	565,607	.0		.0	565,607	.0
	83-2599969	Cornell Surgicenter, LLC	.0	.0	.0	.0	50,489	.0		.0	50,489	.0
	20-2595593	Corpus Christi Endoscopy Center, L.L.P.	.0	.0	.0	.0	110,615	.0		.0	110,615	.0
	63-1263704	Danbury Surgical Center, L.P.	.0	.0	.0	.0	737,035	.0		.0	737,035	.0
	11-2811353	Day-OP Center Of Long Island Inc.	.0	.0	.0	.0	375,029	.0		.0	375,029	.0
	52-1811176	DBP Services of New York IPA, Inc.	.0	.0	.0	.0	1,221,201	.0		.0	1,221,201	.0
	52-1452809	Dental Benefit Providers of California, Inc.	(5,500,000)	.0	.0	.0	(12,886,401)	.0		.0	(18,386,401)	.0
52053	36-4008355	Dental Benefit Providers of Illinois, Inc.	.0	.0	.0	.0	301	.0		.0	301	.0
	41-2014834	Dental Benefit Providers, Inc.	6,700,000	.0	.0	.0	172,808,976	.0		.0	179,508,976	.0
	47-0926556	Denton Surgery Center, LLC	.0	.0	.0	.0	450,559	.0		.0	450,559	.0
	33-0292435	Digestive Disease Center, L.P.	.0	.0	.0	.0	192,093	.0		.0	192,093	.0
	47-2415159	divvyMED, LLC	.0	.0	.0	.0	16,393,859	.0		.0	16,393,859	.0
	82-5264853	Dry Creek Surgery Center, LLC	.0	.0	.0	.0	573,685	.0		.0	573,685	.0
	82-5181311	DTC Surgery Center, LLC	.0	.0	.0	.0	713,977	.0		.0	713,977	.0
	27-2103713	Dublin Surgery Center, LLC	.0	.0	.0	.0	221,243	.0		.0	221,243	.0
	59-3625966	DWIC of Tampa Bay, Inc.	.0	.0	.0	.0	2,077,622	.0		.0	2,077,622	.0
	59-3705426	E Street Endoscopy, LLC	.0	.0	.0	.0	205,394	.0		.0	205,394	.0
	95-4660712	Ear Professionals International Corporation	.0	.0	.0	.0	121,147,580	.0		.0	121,147,580	.0

42.1

SCHEDULE Y

PART 2 - SUMMARY OF INSURER'S TRANSACTIONS WITH ANY AFFILIATES

1	2	3	4	5	6	7	8	9	10	11	12	13
NAIC Company Code	ID Number	Names of Insurers and Parent, Subsidiaries or Affiliates	Shareholder Dividends	Capital Contributions	Purchases, Sales or Exchanges of Loans, Securities, Real Estate, Mortgage Loans or Other Investments	Income/ (Disbursements) Incurred in Connection with Guarantees or Undertakings for the Benefit of any Affiliate(s)	Management Agreements and Service Contracts	Income/ (Disbursements) Incurred Under Reinsurance Agreements	*	Any Other Material Activity Not in the Ordinary Course of the Insurer's Business	Totals	Reinsurance Recoverable/ (Payable) on Losses and/or Reserve Credit Taken/(Liability)
	02-0593133	East Brunswick Surgery Center, LLC	.0	.0	.0	.0	101,513	.0		.0	101,513	.0
	33-0181426	Empire Physicians' Medical Group, Inc.	.0	.0	.0	.0	31,181,178	.0		.0	31,181,178	.0
89087	75-1617708	Enterprise Life Insurance Company	(7,500,000)	.0	.0	.0	(5,399,623)	23,273,455		.0	10,373,832	(43,612,322)
	27-2767291	EPIC Health Plan	.0	.0	.0	.0	40,907,232	.0		.0	40,907,232	.0
	27-0083277	Equian, LLC	.0	.0	.0	.0	33,960,837	.0		.0	33,960,837	.0
	20-0087132	Excelsior Insurance Brokerage, Inc.	.0	.0	.0	.0	31,067	.0		.0	31,067	.0
	30-0701899	Executive Surgery Center, L.L.C.	.0	.0	.0	.0	321,399	.0		.0	321,399	.0
	88-0223385	Family Health Care Services	.0	.0	.0	.0	8,103,602	.0		.0	8,103,602	.0
	88-0257036	Family Home Hospice, Inc.	.0	.0	.0	.0	868,841	.0		.0	868,841	.0
	47-2066485	First Hill Surgery Center, LLC	.0	.0	.0	.0	599,997	.0		.0	599,997	.0
	62-1551098	Florence Surgery Center, L.P.	.0	.0	.0	.0	154,067	.0		.0	154,067	.0
	77-0368346	Fort Worth Endoscopy Centers, LLC	.0	.0	.0	.0	772,328	.0		.0	772,328	.0
	20-3412606	Franklin Surgical Center LLC	.0	.0	.0	.0	282,324	.0		.0	282,324	.0
62324	61-1096685	Freedom Life Insurance Company of America	(41,500,000)	.0	.0	.0	(112,539,243)	(22,653,063)		.0	(176,692,306)	44,076,855
	82-3453993	Freeway Surgicenter of Houston, LLC	.0	.0	.0	.0	54,572	.0		.0	54,572	.0
	52-2230470	FrontierMEDEX, Inc.	.0	.0	.0	.0	389,063	.0		.0	389,063	.0
	62-1488653	Gadsden Surgery Center, Ltd.	.0	.0	.0	.0	71,290	.0		.0	71,290	.0
	65-1025514	Gladiolus Surgery Center, L.L.C.	.0	.0	.0	.0	376,779	.0		.0	376,779	.0
	47-3495605	GLBESC, LLC	.0	.0	.0	.0	689,426	.0		.0	689,426	.0
	33-0595220	Glenwood Surgical Center, L.P.	.0	.0	.0	.0	174,400	.0		.0	174,400	.0
	37-0855360	Golden Rule Financial Corporation	196,500,000	.0	.0	.0	.0	.0		.0	196,500,000	.0
62286	37-6028756	Golden Rule Insurance Company	(156,500,000)	.0	.0	.0	(388,253,230)	.0		.0	(544,753,230)	.0
	33-0529450	Golden Triangle Surgicenter, L.P.	.0	.0	.0	.0	63,429	.0		.0	63,429	.0
	52-1597483	Grandview Surgery Center, LTD.	.0	.0	.0	.0	117,254	.0		.0	117,254	.0
	93-1237063	Grants Pass Surgery Center, LLC	.0	.0	.0	.0	34,464	.0		.0	34,464	.0
	27-2337725	Greater Phoenix Collaborative Care, P.C.	.0	.0	.0	.0	2,013,450	.0		.0	2,013,450	.0
	36-4053840	Greensboro Specialty Surgery Center, LLC	.0	.0	.0	.0	1,292,876	.0		.0	1,292,876	.0
	74-2411643	Greenville Surgery Center, LLC	.0	.0	.0	.0	347,646	.0		.0	347,646	.0
	33-0749339	Grossmont Surgery Center, L.P.	.0	.0	.0	.0	60,848	.0		.0	60,848	.0
	01-0619096	Grove Place Surgery Center, L.L.C.	.0	.0	.0	.0	412,444	.0		.0	412,444	.0
	98-0213198	H&W Indemnity (SPC), Ltd.	.0	.0	.0	.0	(7,560)	665,800		.0	658,240	19,980,561
79480	35-1279304	Harken Health Insurance Company	.0	55,000,000	.0	.0	(160,469,940)	.0		.0	(105,469,940)	.0
	58-2065044	Hawthorn Place Outpatient Surgery Center, L.P.	.0	.0	.0	.0	712,648	.0		.0	712,648	.0
	27-4579547	Hays Surgery Center, LLC	.0	.0	.0	.0	91,112	.0		.0	91,112	.0
96342	88-0201035	Health Plan of Nevada, Inc.	(100,000,000)	.0	.0	.0	(674,101,526)	112,270		.0	(773,989,256)	113,743
	95-4526112	HealthCare Partners Affiliates Medical Group	.0	.0	.0	.0	2,234,794	.0		.0	2,234,794	.0
	26-4247365	HealthCare Partners ASC-HB, LLC	.0	.0	.0	.0	54,813	.0		.0	54,813	.0
	95-4628842	HealthCare Partners ASC-LB, LLC	.0	.0	.0	.0	21,299	.0		.0	21,299	.0
	20-3349887	HealthEast Surgery Center-Maplewood, LLC	.0	.0	.0	.0	79,265	.0		.0	79,265	.0
	47-2570595	HealthMarkets Group, Inc.	22,500,000	.0	.0	.0	.0	.0		.0	22,500,000	.0
	27-0277771	HealthMarkets Insurance Agency, Inc.	.0	.0	.0	.0	67,380,664	.0		.0	67,380,664	.0

42.2

SCHEDULE Y

PART 2 - SUMMARY OF INSURER'S TRANSACTIONS WITH ANY AFFILIATES

1	2	3	4	5	6	7	8	9	10	11	12	13
NAIC Company Code	ID Number	Names of Insurers and Parent, Subsidiaries or Affiliates	Shareholder Dividends	Capital Contributions	Purchases, Sales or Exchanges of Loans, Securities, Real Estate, Mortgage Loans or Other Investments	Income/ (Disbursements) Incurred in Connection with Guarantees or Undertakings for the Benefit of any Affiliate(s)	Management Agreements and Service Contracts	Income/ (Disbursements) Incurred Under Reinsurance Agreements	*	Any Other Material Activity Not in the Ordinary Course of the Insurer's Business	Totals	Reinsurance Recoverable/ (Payable) on Losses and/or Reserve Credit Taken/(Liability)
	46-1131431	HealthMarkets Services, Inc.	.0	.0	.0	.0	(46,257)	.0		.0	(46,257)	.0
		HealthMarkets, LLC	15,000,000	.0	.0	.0	.0	.0		.0	15,000,000	.0
	11-2714365	Healthplex, Inc.	.0	.0	.0	.0	1,346,777	.0		.0	1,346,777	.0
11172	11-3469326	Healthplex Insurance Company	.0	.0	.0	.0	(659,396)	.0		.0	(659,396)	.0
12830	20-5343824	Healthplex of NJ, Inc.	.0	.0	.0	.0	.0	.0		.0	.0	.0
	84-1472832	Highlands Ranch Healthcare, LLC	.0	.0	.0	.0	56,525	.0		.0	56,525	.0
	74-2758644	Homecare Dimensions, Inc.	.0	.0	.0	.0	168,685	.0		.0	168,685	.0
	33-0018673	Inland Surgery Center, L.P.	.0	.0	.0	.0	231,998	.0		.0	231,998	.0
	47-5640889	INOV8 Surgical at Memorial City, LLC	.0	.0	.0	.0	281,406	.0		.0	281,406	.0
11173	22-2321226	International Healthcare Services, Inc.	.0	.0	.0	.0	(687,381)	.0		.0	(687,381)	.0
	74-2544709	Joliet Surgery Center Limited Partnership	.0	.0	.0	.0	.0	.0		.0	.0	.0
		Lexington Surgery Center, Ltd.	.0	.0	.0	.0	419,305	.0		.0	419,305	.0
	61-1028180	Lexington Surgery Center, Ltd.	.0	.0	.0	.0	542,269	.0		.0	542,269	.0
	36-3468942	LGH-A/Golf ASTC, L.L.C.	.0	.0	.0	.0	264,182	.0		.0	264,182	.0
	45-3143218	Lifeprint East, Inc.	.0	.0	.0	.0	207,470,055	.0		.0	207,470,055	.0
	27-2309024	LifePrint Health, Inc.	.0	.0	.0	.0	4,460,810,920	.0		.0	4,460,810,920	.0
	62-1179566	Louisville S.C., Ltd.	.0	.0	.0	.0	220,109	.0		.0	220,109	.0
	36-4119522	Loyola Ambulatory Surgery Center at Oakbrook, L.P.	.0	.0	.0	.0	34,217	.0		.0	34,217	.0
	02-0749532	Lutheran Campus ASC, LLC	.0	.0	.0	.0	808,309	.0		.0	808,309	.0
60321	52-1803283	MAMSI Life and Health Insurance Company	(10,000,000)	.0	.0	.0	(38,965,479)	(5,120)		.0	(48,970,599)	150
52014	65-0303864	Managed Care of North America, Inc.	(24,000,000)	.0	.0	.0	21,896,352	.0		.0	(2,103,648)	.0
	95-4874334	March Vision Care Group, Incorporated	.0	.0	.0	.0	13,162,057	.0		.0	13,162,057	.0
	27-3115058	March Vision Care IPA, Inc.	.0	.0	.0	.0	223,320	.0		.0	223,320	.0
	94-3377073	Marin Health Ventures, LLC	.0	.0	.0	.0	593,937	.0		.0	593,937	.0
	20-0815305	Massachusetts Avenue Surgery Center, LLC	.0	.0	.0	.0	829,404	.0		.0	829,404	.0
	62-1600267	McKenzie Surgery Center, L.P.	.0	.0	.0	.0	320,186	.0		.0	320,186	.0
	45-2542951	MCNA Health Care Holdings, LLC	74,000,000	.0	.0	.0	18,146,272	.0		.0	92,146,272	.0
14063	52-2459969	MCNA Insurance Company	(50,000,000)	.0	.0	.0	(79,045,257)	.0		.0	(129,045,257)	.0
	45-3641822	MCNA Systems Corp.	.0	.0	.0	.0	39,002,633	.0		.0	39,002,633	.0
96310	52-1169135	MD-Individual Practice Association, Inc.	(20,000,000)	.0	.0	.0	(74,065,721)	(273,839)		.0	(94,339,560)	.0
	81-0936574	ME Urgent Care Nebraska, Inc.	.0	.0	.0	.0	615,270	.0		.0	615,270	.0
	45-5388778	MedExpress Urgent Care - New Jersey, P.C.	.0	.0	.0	.0	1,390,313	.0		.0	1,390,313	.0
	83-2089623	MedExpress Urgent Care - Northern New Jersey PC	.0	.0	.0	.0	1,722,898	.0		.0	1,722,898	.0
	46-4348120	MedExpress Urgent Care Arkansas, P.A.	.0	.0	.0	.0	980,308	.0		.0	980,308	.0
	81-1956812	MedExpress Urgent Care Connecticut, P.C.	.0	.0	.0	.0	76,351	.0		.0	76,351	.0
	47-4308614	MedExpress Urgent Care Illinois, P.C.	.0	.0	.0	.0	473,710	.0		.0	473,710	.0
	47-1919283	MedExpress Urgent Care Kansas, P.A.	.0	.0	.0	.0	492,022	.0		.0	492,022	.0
	81-1125396	MedExpress Urgent Care Minnesota P.C.	.0	.0	.0	.0	109,092	.0		.0	109,092	.0
	20-2545363	MedExpress Urgent Care of Boynton Beach, LLC	.0	.0	.0	.0	708,123	.0		.0	708,123	.0
	47-5147441	MedExpress Urgent Care Texas, P.A.	.0	.0	.0	.0	499,287	.0		.0	499,287	.0

SCHEDULE Y
PART 2 - SUMMARY OF INSURER'S TRANSACTIONS WITH ANY AFFILIATES

1	2	3	4	5	6	7	8	9	10	11	12	13
NAIC Company Code	ID Number	Names of Insurers and Parent, Subsidiaries or Affiliates	Shareholder Dividends	Capital Contributions	Purchases, Sales or Exchanges of Loans, Securities, Real Estate, Mortgage Loans or Other Investments	Income/ (Disbursements) Incurred in Connection with Guarantees or Undertakings for the Benefit of any Affiliate(s)	Management Agreements and Service Contracts	Income/ (Disbursements) Incurred Under Reinsurance Agreements	*	Any Other Material Activity Not in the Ordinary Course of the Insurer's Business	Totals	Reinsurance Recoverable/ (Payable) on Losses and/or Reserve Credit Taken/(Liability)
	26-4546400	MedExpress Urgent Care, Inc. – West Virginia	0	0	0	0	794,995	0		0	794,995	0
	90-0929572	MedExpress Urgent Care, P.C. – Indiana	0	0	0	0	263,228	0		0	263,228	0
	45-3461101	MedExpress Urgent Care, P.C. – Maryland	0	0	0	0	493,180	0		0	493,180	0
	47-1857908	MedExpress Urgent Care, P.C. – Massachusetts	0	0	0	0	217,591	0		0	217,591	0
	46-4793937	MedExpress Urgent Care, P.C. – Michigan	0	0	0	0	522,509	0		0	522,509	0
	47-1824365	MedExpress Urgent Care, P.C. – Oklahoma	0	0	0	0	102,030	0		0	102,030	0
	26-3750502	MedExpress Urgent Care, P.C. – Pennsylvania	0	0	0	0	3,720,053	0		0	3,720,053	0
	45-3123110	MedExpress Urgent Care, P.C. – Virginia	0	0	0	0	1,632,583	0		0	1,632,583	0
	45-5436856	MedExpress, Inc. – Delaware	0	0	0	0	117,442	0		0	117,442	0
12756	20-3391186	Medica Health Plans of Florida, Inc.	0	0	0	0	50,534	0		0	50,534	0
12155	01-0788576	Medica HealthCare Plans, Inc.	(7,400,000)	0	0	0	(133,280,048)	0		0	(140,680,048)	0
	75-2566987	Medical Clinic of North Texas PLLC	0	0	0	0	3,625,752	0		0	3,625,752	0
	32-0037402	Medical Transportation Services, LLC	0	0	0	0	253,719	0		0	253,719	0
	58-2101921	Melbourne Surgery Center, LLC	0	0	0	0	264,001	0		0	264,001	0
	37-1782795	Memorial Houston Surgery Center, LLC	0	0	0	0	416,770	0		0	416,770	0
	26-1394069	MemorialCare Surgical Center at Orange Coast, LLC	0	0	0	0	1,281,977	0		0	1,281,977	0
	20-3678259	MemorialCare Surgical Center at Saddleback, LLC	0	0	0	0	1,343,680	0		0	1,343,680	0
	36-4600281	Miami Surgery Center, LLC	0	0	0	0	809,294	0		0	809,294	0
	20-3345412	Midlands Orthopaedics Surgery Center, LLC	0	0	0	0	809,698	0		0	809,698	0
	20-8103522	Midwest Center for Day Surgery, LLC	0	0	0	0	212,000	0		0	212,000	0
66087	62-0724538	Mid-West National Life Insurance Company of Tennessee	(15,000,000)	0	0	0	(909,237)	(267,349)		0	(16,176,586)	1,894,568
	83-0543458	Mile High SurgiCenter, LLC	0	0	0	0	851,042	0		0	851,042	0
	30-0445773	Mobile Medical Services, P.C.	0	0	0	0	1,493,023	0		0	1,493,023	0
	63-0883553	Mobile-SC, LTD.	0	0	0	0	500,650	0		0	500,650	0
	22-3935634	Monarch Health Plan, Inc.	0	0	0	0	95,755,893	(16,952)		0	95,738,941	0
	33-0587660	Monarch HealthCare, A Medical Group, Inc.	0	0	0	0	94,902,467	0		0	94,902,467	0
	52-1401868	Montgomery Surgery Center Limited Partnership	0	0	0	0	216,640	0		0	216,640	0
	26-3513595	Morris County Surgical Center, LLC	0	0	0	0	215,771	0		0	215,771	0
	35-2566612	Mountain View Medical Group, LLC	0	0	0	0	736,093	0		0	736,093	0
	62-1506649	Mt. Pleasant Surgery Center, L.P.	0	0	0	0	24,969	0		0	24,969	0
98205	73-1187572	National Foundation Life Insurance Company	(13,500,000)	0	0	0	(18,651,280)	(620,392)		0	(32,771,672)	(464,533)
	47-2336925	National MedTrans, LLC	0	0	0	0	5,629,840	0		0	5,629,840	0
95251	76-0196559	National Pacific Dental, Inc.	(1,200,000)	0	0	0	(775,621)	0		0	(1,975,621)	0
95123	65-0996107	Neighborhood Health Partnership, Inc.	(37,000,000)	0	0	0	(215,012,718)	0		0	(252,012,718)	0

42.4

SCHEDULE Y

PART 2 - SUMMARY OF INSURER'S TRANSACTIONS WITH ANY AFFILIATES

1	2	3	4	5	6	7	8	9	10	11	12	13
NAIC Company Code	ID Number	Names of Insurers and Parent, Subsidiaries or Affiliates	Shareholder Dividends	Capital Contributions	Purchases, Sales or Exchanges of Loans, Securities, Real Estate, Mortgage Loans or Other Investments	Income/ (Disbursements) Incurred in Connection with Guarantees or Undertakings for the Benefit of any Affiliate(s)	Management Agreements and Service Contracts	Income/ (Disbursements) Incurred Under Reinsurance Agreements	*	Any Other Material Activity Not in the Ordinary Course of the Insurer's Business	Totals	Reinsurance Recoverable/ (Payable) on Losses and/or Reserve Credit Taken/(Liability)
95758	88-0228572	Nevada Pacific Dental	0	0	0	0	(311,189)	0		0	(311,189)	0
	72-1267232	New Orleans Regional Physician Hospital Organization, L.L.C.	0	0	0	0	1,140,678,157	0		0	1,140,678,157	0
	84-1250135	New West Physicians, Inc.	0	0	0	0	88,424,964	0		0	88,424,964	0
	27-2248103	North Dallas Surgical Center, LLC	0	0	0	0	373,769	0		0	373,769	0
	63-1240726	Northern Rockies Surgery Center, L.P.	0	0	0	0	39,341	0		0	39,341	0
	45-5055997	Northwest Spine and Laser Surgery Center, LLC	0	0	0	0	318,884	0		0	318,884	0
	75-2494046	Northwest Surgicare, Ltd., an Illinois Limited Partnership	0	0	0	0	198,852	0		0	198,852	0
	61-1855159	NPN IPA Washington, PLLC	0	0	0	0	63,287,074	0		0	63,287,074	0
	26-1914835	Ophthalmology Surgery Center of Dallas, LLC	0	0	0	0	1,536,468	0		0	1,536,468	0
96940	52-1518174	Optimum Choice, Inc.	(10,000,000)	0	0	0	(68,291,866)	(284,873)		0	(78,576,739)	0
	46-2385459	Optum Health Plan of California	(145,000,000)	0	0	0	729,188,419	0		0	584,188,419	0
69647	31-0628424	Optum Insurance of Ohio, Inc.	(31,000,000)	0	0	0	(10,433,524)	0		0	(41,433,524)	0
	45-3866363	Optum Medical Services, P.C.	0	0	0	0	187,102	0		0	187,102	0
11068	30-0029448	Optum Networks of New Jersey, Inc.	0	0	0	0	107,078,851	0		0	107,078,851	0
	58-2205984	Optum Women's and Children's Health, LLC	0	0	0	0	3,649,022	0		0	3,649,022	0
	30-0580620	Optum, Inc.	0	(39,000,000)	0	0	0	0		0	(39,000,000)	0
	47-1422097	OptumCare Clinical Trials, LLC	0	0	0	0	210,730	0		0	210,730	0
	35-2597463	OptumCare Colorado ASC, LLC	0	0	0	0	31,073	0		0	31,073	0
	47-2218380	OptumCare Colorado Springs, LLC	0	0	0	0	10,611,381	0		0	10,611,381	0
	26-1508741	OptumCare Endoscopy Center New Mexico, LLC	0	0	0	0	132,860	0		0	132,860	0
	87-0408859	OptumCare Florida, LLC	0	0	0	0	407,883	0		0	407,883	0
	56-2592163	OptumCare Holdings, LLC	145,000,000	0	0	0	0	0		0	145,000,000	0
	20-4043287	OptumCare New Mexico, LLC	0	0	0	0	5,225,707	0		0	5,225,707	0
	13-4138668	OptumCare New York IPA, Inc.	0	0	0	0	61,006,197	0		0	61,006,197	0
	45-3462809	OptumCare South Florida, LLC	0	0	0	0	35,772	0		0	35,772	0
	41-1591944	OptumHealth Care Solutions, LLC	5,000,000	0	0	0	186,134,526	0		0	191,134,526	0
	47-1192395	OptumHealth Holdings, LLC	20,000,000	0	0	0	0	0		0	20,000,000	0
	41-1858498	OptumInsight, Inc.	0	0	0	0	308,439,716	0		0	308,439,716	0
	88-0361447	OptumRx PBM of Maryland, LLC	31,000,000	0	0	0	0	0		0	31,000,000	0
	33-0441200	OptumRx, Inc.	0	0	0	0	19,490,476,537	0		0	19,490,476,537	0
	22-3883387	Oregon Outpatient Surgery Center, LLC	0	0	0	0	273,913	0		0	273,913	0
	59-3125869	Orlando Center for Outpatient Surgery, L.P.	0	0	0	0	319,943	0		0	319,943	0
	13-3818652	OrthoNet LLC	0	0	0	0	16,188,823	0		0	16,188,823	0
	81-2594417	Orthopedic Surgery Center of Palm Beach County, LLC	0	0	0	0	614,189	0		0	614,189	0
78026	22-2797560	Oxford Health Insurance, Inc.	(75,000,000)	0	0	0	(2,270,685,903)	(42,853)		0	(2,345,728,756)	4,465
96798	06-1181201	Oxford Health Plans (CT), Inc.	(35,000,000)	0	0	0	(524,106,680)	(1,754,247)		0	(560,860,927)	48
95506	22-2745725	Oxford Health Plans (NJ), Inc.	(45,000,000)	0	0	0	(501,063,395)	1,552		0	(546,061,843)	62

42.5

SCHEDULE Y

PART 2 - SUMMARY OF INSURER'S TRANSACTIONS WITH ANY AFFILIATES

1	2	3	4	5	6	7	8	9	10	11	12	13
NAIC Company Code	ID Number	Names of Insurers and Parent, Subsidiaries or Affiliates	Shareholder Dividends	Capital Contributions	Purchases, Sales or Exchanges of Loans, Securities, Real Estate, Mortgage Loans or Other Investments	Income/ (Disbursements) Incurred in Connection with Guarantees or Undertakings for the Benefit of any Affiliate(s)	Management Agreements and Service Contracts	Income/ (Disbursements) Incurred Under Reinsurance Agreements	*	Any Other Material Activity Not in the Ordinary Course of the Insurer's Business	Totals	Reinsurance Recoverable/ (Payable) on Losses and/or Reserve Credit Taken/(Liability)
95479	06-1181200	Oxford Health Plans (NY), Inc.	(75,000,000)	.0	.0	.0	(112,728,431)	.0		.0	(187,728,431)	.0
	52-2443751	Oxford Health Plans LLC	155,000,000	.0	.0	.0	.0	.0		.0	155,000,000	.0
70785	35-1137395	PacifiCare Life and Health Insurance Company	.0	.0	.0	.0	(1,385,076)	162		.0	(1,384,914)	12,588
84506	95-2829463	PacifiCare Life Assurance Company	(1,000,000)	10,000,000	.0	.0	(15,614,436)	.0		.0	(6,614,436)	.0
95617	94-3267522	PacifiCare of Arizona, Inc.	(4,000,000)	.0	.0	.0	(187,821)	88		.0	(4,187,733)	.0
95434	84-1011378	PacifiCare of Colorado, Inc.	(192,000,000)	.0	.0	.0	(2,319,245,204)	(5,833,546)		.0	(2,517,078,750)	.0
95685	86-0875231	PacifiCare of Nevada, Inc.	(1,300,000)	.0	.0	.0	(33,949)	(2)		.0	(1,333,951)	.0
	48-1255983	Panama City Surgery Center, LLC	.0	.0	.0	.0	591,267	.0		.0	591,267	.0
	45-1484375	Park Hill Surgery Center, LLC	.0	.0	.0	.0	708,206	.0		.0	708,206	.0
	20-4127100	Parkway Surgery Center, LLC	.0	.0	.0	.0	82,901	.0		.0	82,901	.0
13607	20-5662149	Peoples Health, Inc.	.0	.0	.0	.0	(1,150,197,676)	.0		.0	(1,150,197,676)	.0
	20-5608977	Perham Physical Therapy, LTD	.0	.0	.0	.0	30,026	.0		.0	30,026	.0
	58-1978405	Perimeter Center for Outpatient Surgery, L.P.	.0	.0	.0	.0	178,190	.0		.0	178,190	.0
	91-1822767	Physicians Care Network, L.L.C.	.0	.0	.0	.0	76,066,635	.0		.0	76,066,635	.0
	59-3438026	Physicians Day Surgery Center, LLC	.0	.0	.0	.0	253,621	.0		.0	253,621	.0
11494	04-3677255	Physicians Health Choice of Texas, LLC	.0	.0	.0	.0	(1,422,305,562)	9,777		.0	(1,422,295,785)	.0
	20-5170962	Physicians' Surgery Center of Downey, LLC	.0	.0	.0	.0	.0	.0		.0	.0	.0
	33-0752699	Pomerado Outpatient Surgical Center, L.P.	.0	.0	.0	.0	354,540	.0		.0	354,540	.0
	65-0683927	Preferred Care Partners Holding, Corp.	82,500,000	.0	.0	.0	109,239	.0		.0	109,239	.0
11176	65-0885893	Preferred Care Partners, Inc.	(82,500,000)	.0	.0	.0	(1,110,824,421)	.0		.0	(1,193,324,421)	.0
	72-1378216	Premier Surgery Center of Louisville, L.P.	.0	.0	.0	.0	162,615	.0		.0	162,615	.0
	33-0527335	Primary Care Associated Medical Group, Inc.	.0	.0	.0	.0	17,050,732	.0		.0	17,050,732	.0
	33-0607478	PrimeCare Medical Network, Inc.	.0	.0	.0	.0	314,089,502	.0		.0	314,089,502	.0
	11-3447394	ProHEALTH Ambulatory Surgery Center, Inc.	.0	.0	.0	.0	738,675	.0		.0	738,675	.0
	11-3355604	ProHEALTH Care Associates, L.L.P.	.0	.0	.0	.0	41,972,015	.0		.0	41,972,015	.0
	06-1469068	ProHealth Physicians, P.C.	.0	.0	.0	.0	9,427,405	.0		.0	9,427,405	.0
	46-1883579	ProHEALTH Urgent Care Medicine, PLLC	.0	.0	.0	.0	10,148,930	.0		.0	10,148,930	.0
	82-2400620	Prospero Health Partners New York, P.C.	.0	.0	.0	.0	223,008	.0		.0	223,008	.0
	84-4569314	Prospero Health Partners North Carolina, P.C.	.0	.0	.0	.0	49,700	.0		.0	49,700	.0
	84-3234753	Prospero Health Partners, P.C.	.0	.0	.0	.0	22,680,128	.0		.0	22,680,128	.0
	84-3844362	Prospero Medical Services New Jersey, P.C.	.0	.0	.0	.0	79,992	.0		.0	79,992	.0
	80-0947972	Real Appeal, Inc.	.0	.0	.0	.0	12,195,240	.0		.0	12,195,240	.0
	56-2627067	Redlands Family Practice Medical Group, Inc.	.0	.0	.0	.0	68,938	.0		.0	68,938	.0

SCHEDULE Y
PART 2 - SUMMARY OF INSURER'S TRANSACTIONS WITH ANY AFFILIATES

1	2	3	4	5	6	7	8	9	10	11	12	13
NAIC Company Code	ID Number	Names of Insurers and Parent, Subsidiaries or Affiliates	Shareholder Dividends	Capital Contributions	Purchases, Sales or Exchanges of Loans, Securities, Real Estate, Mortgage Loans or Other Investments	Income/ (Disbursements) Incurred in Connection with Guarantees or Undertakings for the Benefit of any Affiliate(s)	Management Agreements and Service Contracts	Income/ (Disbursements) Incurred Under Reinsurance Agreements	*	Any Other Material Activity Not in the Ordinary Course of the Insurer's Business	Totals	Reinsurance Recoverable/ (Payable) on Losses and/or Reserve Credit Taken/(Liability)
	20-5251393	Reliant Medical Group The Endoscopy Center, LLC	0	0	0	0	60,110	0		0	60,110	0
	04-2472266	Reliant Medical Group, Inc.	0	0	0	0	3,160,813	0		0	3,160,813	0
	46-0558032	Research Surgical Center LLC	0	0	0	0	357,820	0		0	357,820	0
	46-0758315	River Valley ASC, LLC	0	0	0	0	383,562	0		0	383,562	0
	33-0055097	Riverside Community Healthplan Medical Group, Inc.	0	0	0	0	4,508,456	0		0	4,508,456	0
	22-3624559	Riverside Pediatric Group, P.C.	0	0	0	0	16,029,339	0		0	16,029,339	0
	83-2735771	Riverside Surgical Center of Meadowslands, LLC	0	0	0	0	124,401	0		0	124,401	0
	83-2722082	Riverside Surgical Center of Newark, LLC	0	0	0	0	30,612	0		0	30,612	0
	86-0857176	Robert B. McBeath, M.D. II, P.C.	0	0	0	0	5,883,365	0		0	5,883,365	0
	88-0310956	Robert B. McBeath, M.D., Professional Corporation	0	0	0	0	35,887,115	0		0	35,887,115	0
	04-3713185	Rockville Eye Surgery Center, LLC	0	0	0	0	250,107	0		0	250,107	0
95482	84-0614905	Rocky Mountain Health Maintenance Organization, Incorporated	(8,000,000)	0	0	0	(138,255,081)	(458,106)		0	(146,713,187)	0
	74-2462470	Salem Surgery Center, LLC	0	0	0	0	144,451	0		0	144,451	0
	77-0322251	San Diego Endoscopy Center	0	0	0	0	84,210	0		0	84,210	0
	27-3787593	Sand Lake SurgiCenter, LLC	0	0	0	0	405,786	0		0	405,786	0
71420	94-0734860	Sierra Health and Life Insurance Company, Inc.	(1,500,000,000)	0	0	0	(3,631,313,117)	(107,076)		(159,000,000)	(5,290,420,193)	(113,743)
	88-0200415	Sierra Health Services, Inc.	1,600,000,000	0	0	0	0	0		0	1,600,000,000	0
	88-0385705	Sierra Home Medical Products, Inc.	0	0	0	0	40,206,454	0		0	40,206,454	0
	20-8433398	Somerset Outpatient Surgery, L.L.C.	0	0	0	0	429,308	0		0	429,308	0
	75-2723958	South Arlington Surgical Providers, LLC	0	0	0	0	122,681	0		0	122,681	0
	88-0201420	Southwest Medical Associates, Inc.	0	0	0	0	197,803,215	0		0	197,803,215	0
	36-4369359	Southwest Surgery Center, LLC	0	0	0	0	587,236	0		0	587,236	0
	75-2516426	Space Coast Surgical Center, Ltd.	0	0	0	0	176,304	0		0	176,304	0
	57-0953005	Spartanburg Surgery Center, LLC	0	0	0	0	667,234	0		0	667,234	0
	41-1921983	Specialty Benefits, LLC	0	(2,500,000)	0	0	0	0		0	(2,500,000)	0
	20-3412545	Specialty Surgical Center, LLC	0	0	0	0	320,010	0		0	320,010	0
	71-0886811	Spectera of New York, IPA, Inc.	0	0	0	0	20,714	0		0	20,714	0
	52-1260282	Spectera, Inc.	0	0	0	0	55,768,443	0		0	55,768,443	0
	75-2201400	St. Cloud Outpatient Surgery, Ltd., a Minnesota Limited Partnership	0	0	0	0	183,679	0		0	183,679	0
	61-1748081	St. Louis Cardiovascular Institute, LLC	0	0	0	0	329,734	0		0	329,734	0
	61-1754451	St. Louis Specialty Surgical Center, LLC	0	0	0	0	472,427	0		0	472,427	0
	20-1211544	Stonegate Surgery Center, L.P.	0	0	0	0	178,713	0		0	178,713	0
	47-4990107	Summer Street ASC, LLC	0	0	0	0	55,340	0		0	55,340	0
	82-5164277	Surgery Center at Cherry Creek, LLC	0	0	0	0	950,901	0		0	950,901	0
	82-5207693	Surgery Center at Kissing Camels, LLC	0	0	0	0	193,332	0		0	193,332	0
	81-3129674	Surgery Center at St. Vincent, LLC	0	0	0	0	238,483	0		0	238,483	0
	20-1733152	Surgery Center of Fairfield County, LLC	0	0	0	0	502,269	0		0	502,269	0

SCHEDULE Y

PART 2 - SUMMARY OF INSURER'S TRANSACTIONS WITH ANY AFFILIATES

1	2	3	4	5	6	7	8	9	10	11	12	13
NAIC Company Code	ID Number	Names of Insurers and Parent, Subsidiaries or Affiliates	Shareholder Dividends	Capital Contributions	Purchases, Sales or Exchanges of Loans, Securities, Real Estate, Mortgage Loans or Other Investments	Income/ (Disbursements) Incurred in Connection with Guarantees or Undertakings for the Benefit of any Affiliate(s)	Management Agreements and Service Contracts	Income/ (Disbursements) Incurred Under Reinsurance Agreements	*	Any Other Material Activity Not in the Ordinary Course of the Insurer's Business	Totals	Reinsurance Recoverable/ (Payable) on Losses and/or Reserve Credit Taken/(Liability)
	83-2600045	Surgery Center of Mt. Scott, LLC	0	0	0	0	214,752	0		0	214,752	0
	11-3701564	Surgery Center of Rockville, L.L.C.	0	0	0	0	23,088	0		0	23,088	0
	82-3448050	Surgery Center of The Woodlands, LLC	0	0	0	0	105,073	0		0	105,073	0
	36-3562598	Surgery Centers of Des Moines, Ltd., an Iowa Limited Partnership	0	0	0	0	634,976	0		0	634,976	0
	75-1925497	Surgical Caregivers of Fort Worth, LLC	0	0	0	0	794,346	0		0	794,346	0
	63-1251243	Surgical Center of Greensboro, LLC	0	0	0	0	2,532,720	0		0	2,532,720	0
	75-2162993	Surgicare of Jackson, Ltd., a Mississippi Limited Partnership	0	0	0	0	200,258	0		0	200,258	0
	75-2507129	Surgicare of La Veta, Ltd., a California Limited Partnership	0	0	0	0	805,243	0		0	805,243	0
	41-1624905	Surgicare of Minneapolis, Ltd., a Minnesota Limited Partnership	0	0	0	0	157,149	0		0	157,149	0
	75-2459715	Surgicare of Mobile, Ltd.	0	0	0	0	844,658	0		0	844,658	0
	35-1975122	Surgicare, LLC	0	0	0	0	156,677	0		0	156,677	0
	82-3717201	SurgiCenter of San Antonio at Westover Hills, LLC	0	0	0	0	62,441	0		0	62,441	0
	42-1446216	TeamMD Physicians, P.C.	0	0	0	0	35,888	0		0	35,888	0
	38-3897811	Texas Health Craig Ranch Surgery Center, LLC	0	0	0	0	446,221	0		0	446,221	0
	80-0866449	Texas Health Flower Mound Orthopedic Surgery Center, LLC	0	0	0	0	589,711	0		0	589,711	0
	81-4977249	Texas Health Orthopedic Surgery Center Alliance, LLC	0	0	0	0	496,655	0		0	496,655	0
	82-2296081	Texas Health Surgery Center Alliance, LLC	0	0	0	0	364,386	0		0	364,386	0
	82-1307876	Texas Health Surgery Center Bedford, LLC	0	0	0	0	287,654	0		0	287,654	0
	83-1085415	Texas Health Surgery Center Irving, LLC	0	0	0	0	147,451	0		0	147,451	0
	20-3991622	Texas Health Surgery Center Preston Plaza, LLC	0	0	0	0	516,981	0		0	516,981	0
	47-4425996	Texas Health Surgery Center Rockwall, LLC	0	0	0	0	716,204	0		0	716,204	0
61832	52-0676509	The Chesapeake Life Insurance Company	(22,500,000)	0	0	0	(107,107,447)	0		0	(129,607,447)	0
	91-0214500	The Everett Clinic, PLLC	0	0	0	0	49,062,310	0		0	49,062,310	0
	20-5562797	The Eye Surgery Center of the Carolinas, L.P.	0	0	0	0	961,748	0		0	961,748	0
	61-1409045	The Outpatient Surgery Center of Hilton Head, LLC	0	0	0	0	492,828	0		0	492,828	0
	91-0369070	The Polyclinic, PLLC	0	0	0	0	5,437,038	0		0	5,437,038	0
	72-1349755	The Surgery Center of Easton, L.P.	0	0	0	0	58,825	0		0	58,825	0
	06-1552689	The Surgical Center of Connecticut, LLC	0	0	0	0	660,168	0		0	660,168	0
	37-1446353	The Surgical Center of the Treasure Coast, L.L.C.	0	0	0	0	92,612	0		0	92,612	0
	26-1579919	Thomas Johnson Surgery Center, LLC	0	0	0	0	282,844	0		0	282,844	0

SCHEDULE Y

PART 2 - SUMMARY OF INSURER'S TRANSACTIONS WITH ANY AFFILIATES

1	2	3	4	5	6	7	8	9	10	11	12	13
NAIC Company Code	ID Number	Names of Insurers and Parent, Subsidiaries or Affiliates	Shareholder Dividends	Capital Contributions	Purchases, Sales or Exchanges of Loans, Securities, Real Estate, Mortgage Loans or Other Investments	Income/ (Disbursements) Incurred in Connection with Guarantees or Undertakings for the Benefit of any Affiliate(s)	Management Agreements and Service Contracts	Income/ (Disbursements) Incurred Under Reinsurance Agreements	*	Any Other Material Activity Not in the Ordinary Course of the Insurer's Business	Totals	Reinsurance Recoverable/ (Payable) on Losses and/or Reserve Credit Taken/(Liability)
	25-1825549	Three Rivers Holdings, Inc.	115,500,000	.0	.0	.0	.0	.0		.0	115,500,000	.0
	83-1528858	Trails Edge Surgery Center, LLC	.0	.0	.0	.0	420,766	.0		.0	420,766	.0
	33-0592165	Treasure Valley Hospital Limited Partnership	.0	.0	.0	.0	4,266,689	.0		.0	4,266,689	.0
	63-0974161	Tuscaloosa Surgical Center, L.P.	.0	.0	.0	.0	269,279	.0		.0	269,279	.0
	94-3077084	U.S. Behavioral Health Plan, California	.0	25,500,000	.0	.0	57,072,158	.0		.0	82,572,158	.0
	95-2931460	UHC of California	(350,000,000)	.0	.0	.0	(2,404,555,532)	.0		.0	(2,754,555,532)	.0
	41-1921008	UHC Holdings, Inc.	3,740,000,000	.0	.0	.0	.0	.0		.0	3,740,000,000	.0
91529	52-1996029	Unimerica Insurance Company	(20,000,000)	.0	.0	.0	(33,148,583)	1,358,199		.0	(51,790,384)	91,195
11596	01-0637149	Unimerica Life Insurance Company of New York	(2,500,000)	.0	.0	.0	(1,198,936)	.0		.0	(3,698,936)	.0
	20-5917714	Unison Health Plan of Delaware, Inc.	(5,000,000)	.0	.0	.0	(345,367)	.0		.0	(5,345,367)	.0
	94-2649097	United Behavioral Health	.0	.0	.0	.0	2,544,293,596	.0		.0	2,544,293,596	.0
	41-1868911	United Behavioral Health of New York, I.P.A., Inc.	.0	.0	.0	.0	188,043,660	.0		.0	188,043,660	.0
	75-2583080	United Group Reinsurance, Inc.	.0	.0	.0	.0	.0	267,349		.0	267,349	(1,894,568)
	41-1289245	United HealthCare Services, Inc.	798,700,000	(75,500,000)	.0	.0	13,076,722,782	.0		849,000,000	14,648,922,782	.0
	41-1321939	UnitedHealth Group Incorporated	.0	(25,000,000)	.0	.0	3,618,674,628	.0		.0	3,593,674,628	.0
95174	33-0115163	UnitedHealthcare Benefits of Texas, Inc.	.0	.0	.0	.0	(3,414,777,667)	(4,795,987)		.0	(3,419,573,654)	.0
	47-3221444	UnitedHealthcare Benefits Plan of California	.0	.0	.0	.0	(113,396,387)	.0		.0	(113,396,387)	.0
	46-4348775	UnitedHealthcare Community Plan of California, Inc.	(10,000,000)	.0	.0	.0	(18,245,784)	.0		.0	(28,245,784)	.0
13168	26-2688274	UnitedHealthcare Community Plan of Georgia, Inc.	.0	.0	.0	.0	2,109	.0		.0	2,109	.0
12323	56-2451429	UnitedHealthcare Community Plan of Ohio, Inc.	(82,500,000)	.0	.0	.0	(978,486,954)	(7,105,598)		.0	(1,068,092,552)	21,902,917
11141	91-2008361	UnitedHealthcare Community Plan of Texas, L.L.C.	.0	.0	.0	.0	(1,268,422,486)	(174,708)		.0	(1,268,597,194)	.0
95467	38-3204052	UnitedHealthcare Community Plan, Inc.	(33,000,000)	.0	.0	.0	(306,324,841)	707,329		.0	(338,617,512)	6,529,700
79413	36-2739571	UnitedHealthcare Insurance Company	(3,507,500,000)	.0	.0	.0	(15,629,478,413)	209,817,113		(629,000,000)	(19,556,161,300)	(510,397,854)
84549	38-2044243	UnitedHealthcare Insurance Company of America	.0	.0	.0	.0	(258,110,047)	.0		.0	(258,110,047)	.0
60318	36-3800349	UnitedHealthcare Insurance Company of Illinois	(30,000,000)	.0	.0	.0	(340,010,584)	20,607		.0	(369,989,977)	729
60093	11-3283886	UnitedHealthcare Insurance Company of New York	(90,000,000)	.0	.0	.0	(765,941,970)	(63,058,810)		.0	(919,000,780)	276,201,477
12231	20-1902768	UnitedHealthcare Insurance Company of the River Valley	(69,000,000)	.0	.0	.0	(582,271,642)	(25,776)		.0	(651,297,418)	.0
	86-0618309	UnitedHealthcare Integrated Services, Inc.	.0	.0	.0	.0	(385,267)	.0		.0	(385,267)	.0
97179	86-0207231	UnitedHealthcare Life Insurance Company	(40,000,000)	.0	.0	.0	(111,364,121)	(162)		.0	(151,364,283)	(12,588)
95784	63-0899562	UnitedHealthcare of Alabama, Inc.	.0	.0	.0	.0	(131,239,407)	(617,504)		.0	(131,856,911)	.0
96016	86-0507074	UnitedHealthcare of Arizona, Inc.	(1,500,000)	4,000,000	.0	.0	(26,743,681)	(112,768)		.0	(24,356,449)	.0

SCHEDULE Y

PART 2 - SUMMARY OF INSURER'S TRANSACTIONS WITH ANY AFFILIATES

1	2	3	4	5	6	7	8	9	10	11	12	13
NAIC Company Code	ID Number	Names of Insurers and Parent, Subsidiaries or Affiliates	Shareholder Dividends	Capital Contributions	Purchases, Sales or Exchanges of Loans, Securities, Real Estate, Mortgage Loans or Other Investments	Income/ (Disbursements) Incurred in Connection with Guarantees or Undertakings for the Benefit of any Affiliate(s)	Management Agreements and Service Contracts	Income/ (Disbursements) Incurred Under Reinsurance Agreements	*	Any Other Material Activity Not in the Ordinary Course of the Insurer's Business	Totals	Reinsurance Recoverable/ (Payable) on Losses and/or Reserve Credit Taken/(Liability)
95446	63-1036819	UnitedHealthcare of Arkansas, Inc.	(4,500,000)	.0	.0	.0	(46,899,463)	(231,238)		.0	(51,630,701)	.0
95090	84-1004639	UnitedHealthcare of Colorado, Inc.	(2,000,000)	.0	.0	.0	(28,593,979)	(120,219)		.0	(30,714,198)	.0
95264	59-1293865	UnitedHealthcare of Florida, Inc.	(90,000,000)	.0	.0	.0	(562,934,855)	(1,947,775)		.0	(654,882,630)	.0
95850	58-1653544	UnitedHealthcare of Georgia, Inc.	(12,000,000)	.0	.0	.0	(74,455,408)	(306,174)		.0	(86,761,582)	.0
95776	36-3280214	UnitedHealthcare of Illinois, Inc.	(11,500,000)	.0	.0	.0	(36,734,266)	(163,024)		.0	(48,397,290)	.0
96644	62-1240316	UnitedHealthcare of Kentucky, Ltd.	.0	.0	.0	.0	(46,403,444)	(181,742)		.0	(46,585,186)	.0
95833	72-1074008	UnitedHealthcare of Louisiana, Inc.	.0	.0	.0	.0	(732,013,150)	(3,218,991)		.0	(735,232,141)	(108,045)
95716	63-1036817	UnitedHealthcare of Mississippi, Inc.	(30,000,000)	.0	.0	.0	(287,256,483)	(24,813)		.0	(317,281,296)	9,701
95149	05-0413469	UnitedHealthcare of New England, Inc.	(16,000,000)	.0	.0	.0	(412,986,822)	(830,524)		.0	(429,817,346)	497,896
13214	26-2697886	UnitedHealthcare of New Mexico, Inc.	(35,000,000)	.0	.0	.0	(21,977,361)	1,001,281		.0	(55,976,080)	.0
95085	06-1172891	UnitedHealthcare of New York, Inc.	.0	25,000,000	.0	.0	(1,406,345,688)	.0		.0	(1,381,345,688)	.0
95103	56-1461010	UnitedHealthcare of North Carolina, Inc.	.0	.0	.0	.0	(103,137,315)	(494,794)		.0	(103,632,109)	.0
95186	31-1142815	UnitedHealthcare of Ohio, Inc.	(10,000,000)	.0	.0	.0	(9,339,469)	(38,749)		.0	(19,378,218)	.0
96903	33-0115166	UnitedHealthcare of Oklahoma, Inc.	(41,500,000)	.0	.0	.0	(101,213,996)	.0		.0	(142,713,996)	.0
95893	93-0938819	UnitedHealthcare of Oregon, Inc.	(102,500,000)	.0	.0	.0	(519,166,438)	.0		.0	(621,666,438)	.0
95220	25-1756858	UnitedHealthcare of Pennsylvania, Inc.	(28,000,000)	.0	.0	.0	(425,784,414)	(1,361,383)		.0	(455,145,797)	.0
16740	35-2674992	UnitedHealthcare of South Carolina, Inc.	.0	2,000,000	.0	.0	(47,474)	(1,780)		.0	(1,950,746)	.0
95765	95-3939697	UnitedHealthcare of Texas, Inc.	.0	.0	.0	.0	(52,925,922)	(222,192)		.0	(53,148,114)	.0
95025	52-1130183	UnitedHealthcare of the Mid-Atlantic, Inc.	(7,000,000)	.0	.0	.0	(672,211,782)	(2,114,787)		.0	(681,326,569)	.0
95591	47-0676824	UnitedHealthcare of the Midlands, Inc.	(100,000,000)	.0	.0	.0	(830,657,841)	(14,176,487)		.0	(944,834,328)	.0
96385	43-1361841	UnitedHealthcare of the Midwest, Inc.	(43,200,000)	.0	.0	.0	(619,351,802)	(86,430,901)		.0	(748,982,703)	185,286,998
95501	41-1488563	UnitedHealthcare of Utah, Inc.	(8,500,000)	.0	.0	.0	(886,441,222)	(1,079,676)		.0	(896,020,898)	.0
48038	91-1312551	UnitedHealthcare of Washington, Inc.	(15,000,000)	.0	.0	.0	(321,634,754)	.0		.0	(336,634,754)	.0
95710	39-1555888	UnitedHealthcare of Wisconsin, Inc.	(500,000,000)	.0	.0	.0	(1,898,815,261)	(12,792,568)		(41,000,000)	(2,452,607,829)	.0
95378	36-3379945	UnitedHealthcare Plan of the River Valley, Inc.	(154,000,000)	.0	.0	.0	(444,969,781)	(3,288,749)		(20,000,000)	(622,258,530)	.0
	47-0854646	UnitedHealthcare Service LLC	.0	.0	.0	.0	1,012,414	.0		.0	1,012,414	.0
	01-0518346	UnitedHealthcare Specialty Benefits, LLC	.0	.0	.0	.0	60,705	.0		.0	60,705	.0
	41-1922511	UnitedHealthcare, Inc.	1,150,200,000	(6,000,000)	.0	.0	.0	.0		.0	1,144,200,000	.0
	27-0815205	Unity Health Network, LLC	.0	.0	.0	.0	6,243,894	.0		.0	6,243,894	.0
	33-0812827	Upland Outpatient Surgical Center, L.P.	.0	.0	.0	.0	177,541	.0		.0	177,541	.0
	26-4163593	USHEALTH Administrators, LLC	.0	.0	.0	.0	103,248,793	.0		.0	103,248,793	.0
	73-1165000	USHEALTH Group, Inc.	62,500,000	.0	.0	.0	.0	.0		.0	62,500,000	.0
	27-2803133	USMD Diagnostic Services, LLC	.0	.0	.0	.0	94,922	.0		.0	94,922	.0
	73-1662763	USMD Hospital at Arlington, L.P.	.0	.0	.0	.0	1,688,044	.0		.0	1,688,044	.0
	20-3571243	USMD Hospital at Fort Worth, L.P.	.0	.0	.0	.0	36,444	.0		.0	36,444	.0
	36-4499777	Walnut Hill Surgery Center, LLC	.0	.0	.0	.0	146,166	.0		.0	146,166	.0
	36-3469839	Wauwatosa Surgery Center, LLC	.0	.0	.0	.0	511,788	.0		.0	511,788	.0
	74-2574229	WellMed Medical Group, P.A.	.0	.0	.0	.0	923,811	.0		.0	923,811	.0
	74-2797745	WellMed Medical Management of Florida, Inc.	.0	.0	.0	.0	755,952	.0		.0	755,952	.0
	35-2314192	WellMed Network of Florida, Inc.	.0	.0	.0	.0	1,202,673,083	.0		.0	1,202,673,083	.0
	74-2889447	WellMed Networks, Inc.	.0	.0	.0	.0	5,529,815,603	.0		.0	5,529,815,603	.0

SCHEDULE Y

PART 2 - SUMMARY OF INSURER'S TRANSACTIONS WITH ANY AFFILIATES

1	2	3	4	5	6	7	8	9	10	11	12	13
NAIC Company Code	ID Number	Names of Insurers and Parent, Subsidiaries or Affiliates	Shareholder Dividends	Capital Contributions	Purchases, Sales or Exchanges of Loans, Securities, Real Estate, Mortgage Loans or Other Investments	Income/ (Disbursements) Incurred in Connection with Guarantees or Undertakings for the Benefit of any Affiliate(s)	Management Agreements and Service Contracts	Income/ (Disbursements) Incurred Under Reinsurance Agreements	*	Any Other Material Activity Not in the Ordinary Course of the Insurer's Business	Totals	Reinsurance Recoverable/ (Payable) on Losses and/or Reserve Credit Taken/(Liability)
	06-1521999	Western Connecticut Orthopedic Surgical Center, LLC	0	0	0	0	1,174,405	0		0	1,174,405	0
	27-4816583	Wilson Creek Surgical Center, LLC	0	0	0	0	541,560	0		0	541,560	0
	62-1525776	Winter Park Surgery Center, L.P.	0	0	0	0	995,734	0		0	995,734	0
	52-2102846	XLHealth Corporation	174,000,000	0	0	0	0	0		0	174,000,000	0
9999999	Control Totals		0	0	0	0	0	0	XXX	0	0	0

SUPPLEMENTAL EXHIBITS AND SCHEDULES INTERROGATORIES

The following supplemental reports are required to be filed as part of your statement filing unless specifically waived by the domiciliary state. However, in the event that your domiciliary state waives the filing requirement, your response of WAIVED to the specific interrogatory will be accepted in lieu of filing a "NONE" report and a bar code will be printed below. If the supplement is required of your company but is not being filed for whatever reason enter SEE EXPLANATION and provide an explanation following the interrogatory questions.

	Responses
MARCH FILING	
1. Will the Supplemental Compensation Exhibit be filed with the state of domicile by March 1?	YES
2. Will an actuarial opinion be filed by March 1?	YES
3. Will the confidential Risk-based Capital Report be filed with the NAIC by March 1?.....	YES
4. Will the confidential Risk-based Capital Report be filed with the state of domicile, if required, by March 1?.....	YES
APRIL FILING	
5. Will Management's Discussion and Analysis be filed by April 1?	YES
6. Will the Supplemental Investment Risks Interrogatories be filed by April 1?	YES
7. Will the Accident and Health Policy Experience Exhibit be filed by April 1?	YES
JUNE FILING	
8. Will an audited financial report be filed by June 1?	YES
9. Will Accountant's Letter of Qualifications be filed with the state of domicile and electronically with the NAIC by June 1?	YES









AUGUST FILING	
10. Will the regulator-only (non-public) Communication of Internal Control Related Matters Noted in Audit be filed with the state of domicile and electronically with the NAIC (as a regulator-only non-public document) by August 1?	YES

The following supplemental reports are required to be filed as part of your annual statement filing **if your company is engaged in the type of business covered by the supplement. However, in the event that your company does not transact the type of business for which the special report must be filed, your response of NO to the specific interrogatory will be accepted in lieu of filing a "NONE" report and a bar code will be printed below.** If the supplement is required of your company but is not being filed for whatever reason enter SEE EXPLANATION and provide an explanation following the interrogatory questions.

MARCH FILING	
11. Will the Medicare Supplement Insurance Experience Exhibit be filed with the state of domicile and the NAIC by March 1?	NO
12. Will the Supplemental Life data due March 1 be filed with the state of domicile and the NAIC?	NO
13. Will Schedule SIS (Stockholder Information Supplement) be filed with the state of domicile by March 1?.....	NO
14. Will the actuarial opinion on participating and non-participating policies as required in Interrogatories 1 and 2 on Exhibit 5 to Life Supplement be filed with the state of domicile and electronically with the NAIC by March 1?.....	NO
15. Will the actuarial opinion on non-guaranteed elements as required in Interrogatory 3 to Exhibit 5 to Life Supplement be filed with the state of domicile and electronically with the NAIC by March 1?.....	NO
16. Will the Medicare Part D Coverage Supplement be filed with the state of domicile and the NAIC by March 1?.....	NO
17. Will an approval from the reporting entity's state of domicile for relief related to the five-year rotation requirement for lead audit partner be filed electronically with the NAIC by March 1?	NO
18. Will an approval from the reporting entity's state of domicile for relief related to the one-year cooling off period for independent CPA be filed electronically with the NAIC by March 1?	NO
19. Will an approval from the reporting entity's state of domicile for relief related to the Requirements for Audit Committees be filed electronically with the NAIC by March 1?.....	NO
APRIL FILING	
20. Will the Long-Term Care Experience Reporting Forms be filed with the state of domicile and the NAIC by April 1?	NO
21. Will the Supplemental Life data due April 1 be filed with the state of domicile and the NAIC?	NO
22. Will the Supplemental Health Care Exhibit (Parts 1, 2 and 3) be filed with the state of domicile and the NAIC by April 1?	YES
23. Will the regulator only (non-public) Supplemental Health Care Exhibit's Expense Allocation Report be filed with the state of domicile and the NAIC by April 1?	YES
24. Will the Life, Health & Annuity Guaranty Association Model Act Assessment Base Reconciliation Exhibit be filed with the state of domicile and the NAIC by April 1?	YES
25. Will the Adjustments to the Life, Health & Annuity Guaranty Association Model Act Assessment Base Reconciliation Exhibit (if required) be filed with the state of domicile and the NAIC by April 1?	YES
AUGUST FILING	
26. Will Management's Report of Internal Control Over Financial Reporting be filed with the state of domicile by August 1?	YES

- Explanations:
- 11.
 - 12.
 - 13.
 - 14.
 - 15.
 - 16.
 - 17.
 - 18.
 - 19.
 - 20.
 - 21.

Bar Codes:

11. Medicare Supplement Insurance Experience Exhibit [Document Identifier 360]	
12. Life Supplement [Document Identifier 205]	
13. SIS Stockholder Information Supplement [Document Identifier 420]	
14. Participating Opinion for Exhibit 5 [Document Identifier 371]	
15. Non-Guaranteed Opinion for Exhibit 5 [Document Identifier 370]	
16. Medicare Part D Coverage Supplement [Document Identifier 365]	
17. Relief from the five-year rotation requirement for lead audit partner [Document Identifier 224]	
18. Relief from the one-year cooling off period for independent CPA [Document Identifier 225]	

SUPPLEMENTAL EXHIBITS AND SCHEDULES INTERROGATORIES

19. Relief from the Requirements for Audit Committees [Document Identifier 226]



20. Long-Term Care Experience Reporting Forms [Document Identifier 306]



21. Life Supplement [Document Identifier 211]



OVERFLOW PAGE FOR WRITE-INS

Additional Write-ins for Assets Line 25

	Current Year			Prior Year
	1 Assets	2 Nonadmitted Assets	3 Net Admitted Assets (Cols. 1 - 2)	4 Net Admitted Assets
2504. Prepaid Commissions	4,071	4,071	0	0
2505. Miscellaneous Receivables	2,870	2,870	0	0
2506. Service Fee Billing	1,474	1,474	0	0
2507. Interest Receivable on Note	1,088	0	1,088	0
2597. Summary of remaining write-ins for Line 25 from overflow page	9,503	8,415	1,088	0

Additional Write-ins for Underwriting and Investment Exhibit Part 3 Line 25

	Claim Adjustment Expenses		3	4	5
	1 Cost Containment Expenses	2 Other Claim Adjustment Expenses	General Administrative Expenses	Investment Expenses	Total
2504. Miscellaneous Losses	106,430	39,361	81,289	0	227,080
2505. Professional Fees\Consulting	1,811,411	669,911	1,572,423	0	4,053,745
2506. Sundry General Expenses	16,179,462	5,402,127	13,022,760	0	34,604,349
2597. Summary of remaining write-ins for Line 25 from overflow page	18,097,303	6,111,399	14,676,472	0	38,885,174

ANNUAL STATEMENT FOR THE YEAR 2020 OF THE UnitedHealthcare Plan of the River Valley, Inc.

OVERFLOW PAGE FOR WRITE-INS

Additional Write-ins for Underwriting and Investment Exhibit Part 2D Line 5

	1	2	3	4	5	6	7	8	9
	Total	Comprehensive (Hospital & Medical)	Medicare Supplement	Dental Only	Vision Only	Federal Employees Health Benefits Plan	Title XVIII Medicare	Title XIX Medicaid	Other
0504. Part D Risk Adjustment Factor Payable	215,365	0	0	0	0	0	215,365	0	0
0505. High-Cost Risk Pool Payable	207,261	207,261	0	0	0	0	0	0	0
0597. Summary of remaining write-ins for Line 5 from overflow page	422,626	207,261	0	0	0	0	215,365	0	0

SUMMARY INVESTMENT SCHEDULE

Investment Categories	Gross Investment Holdings		Admitted Assets as Reported in the Annual Statement			
	1 Amount	2 Percentage of Column 1 Line 13	3 Amount	4 Securities Lending Reinvested Collateral Amount	5 Total (Col. 3 + 4) Amount	6 Percentage of Column 5 Line 13
1. Long-Term Bonds (Schedule D, Part 1):						
1.01 U.S. governments	79,961,666	7.284	79,961,666	0	79,961,666	7.284
1.02 All other governments	0	0.000	0	0	0	0.000
1.03 U.S. states, territories and possessions, etc. guaranteed	35,115,283	3.199	35,115,283	0	35,115,283	3.199
1.04 U.S. political subdivisions of states, territories, and possessions, guaranteed	27,322,856	2.489	27,322,856	0	27,322,856	2.489
1.05 U.S. special revenue and special assessment obligations, etc. non-guaranteed	226,236,056	20.608	226,236,056	0	226,236,056	20.608
1.06 Industrial and miscellaneous	314,401,096	28.639	314,401,096	0	314,401,096	28.639
1.07 Hybrid securities	0	0.000	0	0	0	0.000
1.08 Parent, subsidiaries and affiliates	0	0.000	0	0	0	0.000
1.09 SVO identified funds	0	0.000	0	0	0	0.000
1.10 Unaffiliated Bank loans	0	0.000	0	0	0	0.000
1.11 Total long-term bonds	683,036,957	62.218	683,036,957	0	683,036,957	62.218
2. Preferred stocks (Schedule D, Part 2, Section 1):						
2.01 Industrial and miscellaneous (Unaffiliated)	0	0.000	0	0	0	0.000
2.02 Parent, subsidiaries and affiliates	0	0.000	0	0	0	0.000
2.03 Total preferred stocks	0	0.000	0	0	0	0.000
3. Common stocks (Schedule D, Part 2, Section 2):						
3.01 Industrial and miscellaneous Publicly traded (Unaffiliated)	0	0.000	0	0	0	0.000
3.02 Industrial and miscellaneous Other (Unaffiliated)	0	0.000	0	0	0	0.000
3.03 Parent, subsidiaries and affiliates Publicly traded	0	0.000	0	0	0	0.000
3.04 Parent, subsidiaries and affiliates Other	0	0.000	0	0	0	0.000
3.05 Mutual funds	0	0.000	0	0	0	0.000
3.06 Unit investment trusts	0	0.000	0	0	0	0.000
3.07 Closed-end funds	0	0.000	0	0	0	0.000
3.08 Total common stocks	0	0.000	0	0	0	0.000
4. Mortgage loans (Schedule B):						
4.01 Farm mortgages	0	0.000	0	0	0	0.000
4.02 Residential mortgages	0	0.000	0	0	0	0.000
4.03 Commercial mortgages	0	0.000	0	0	0	0.000
4.04 Mezzanine real estate loans	0	0.000	0	0	0	0.000
4.05 Total valuation allowance	0	0.000	0	0	0	0.000
4.06 Total mortgage loans	0	0.000	0	0	0	0.000
5. Real estate (Schedule A):						
5.01 Properties occupied by company	0	0.000	0	0	0	0.000
5.02 Properties held for production of income	0	0.000	0	0	0	0.000
5.03 Properties held for sale	0	0.000	0	0	0	0.000
5.04 Total real estate	0	0.000	0	0	0	0.000
6. Cash, cash equivalents and short-term investments:						
6.01 Cash (Schedule E, Part 1)	187,843,676	17.111	187,843,676	0	187,843,676	17.111
6.02 Cash equivalents (Schedule E, Part 2)	182,863,183	16.657	182,863,183	0	182,863,183	16.657
6.03 Short-term investments (Schedule DA)	36,222,803	3.300	36,222,804	0	36,222,804	3.300
6.04 Total cash, cash equivalents and short-term investments	406,929,662	37.068	406,929,663	0	406,929,663	37.068
7. Contract loans	0	0.000	0	0	0	0.000
8. Derivatives (Schedule DB)	0	0.000	0	0	0	0.000
9. Other invested assets (Schedule BA)	7,838,898	0.714	7,838,898	0	7,838,898	0.714
10. Receivables for securities	0	0.000	0	0	0	0.000
11. Securities Lending (Schedule DL, Part 1)	0	0.000	0	XXX	XXX	XXX
12. Other invested assets (Page 2, Line 11)	0	0.000	0	0	0	0.000
13. Total invested assets	1,097,805,517	100.000	1,097,805,518	0	1,097,805,518	100.000

Schedule A - Verification - Real Estate

N O N E

Schedule B - Verification - Mortgage Loans

N O N E

SCHEDULE BA - VERIFICATION BETWEEN YEARS

Other Long-Term Invested Assets

1. Book/adjusted carrying value, December 31 of prior year	9,924,596
2. Cost of acquired:	
2.1 Actual cost at time of acquisition (Part 2, Column 8)	0
2.2 Additional investment made after acquisition (Part 2, Column 9)	0
3. Capitalized deferred interest and other:	
3.1 Totals, Part 1, Column 16	0
3.2 Totals, Part 3, Column 12	0
4. Accrual of discount	0
5. Unrealized valuation increase (decrease):	
5.1 Totals, Part 1, Column 13	0
5.2 Totals, Part 3, Column 9	0
6. Total gain (loss) on disposals, Part 3, Column 19	0
7. Deduct amounts received on disposals, Part 3, Column 16	0
8. Deduct amortization of premium and depreciation	2,085,698
9. Total foreign exchange change in book/adjusted carrying value:	
9.1 Totals, Part 1, Column 17	0
9.2 Totals, Part 3, Column 14	0
10. Deduct current year's other than temporary impairment recognized:	
10.1 Totals, Part 1, Column 15	0
10.2 Totals, Part 3, Column 11	0
11. Book/adjusted carrying value at end of current period (Lines 1+2+3+4+5+6-7-8+9-10)	7,838,898
12. Deduct total nonadmitted amounts	0
13. Statement value at end of current period (Line 11 minus Line 12)	7,838,898

SCHEDULE D - VERIFICATION BETWEEN YEARS

Bonds and Stocks

1. Book/adjusted carrying value, December 31 of prior year	630,872,476
2. Cost of bonds and stocks acquired, Part 3, Column 7	264,207,862
3. Accrual of discount	411,390
4. Unrealized valuation increase (decrease):	
4.1. Part 1, Column 12	0
4.2. Part 2, Section 1, Column 15	0
4.3. Part 2, Section 2, Column 13	0
4.4. Part 4, Column 11	0
5. Total gain (loss) on disposals, Part 4, Column 19	406,430
6. Deduction consideration for bonds and stocks disposed of, Part 4, Column 7	208,239,033
7. Deduct amortization of premium	5,269,865
8. Total foreign exchange change in book/adjusted carrying value:	
8.1. Part 1, Column 15	0
8.2. Part 2, Section 1, Column 19	0
8.3. Part 2, Section 2, Column 16	0
8.4. Part 4, Column 15	0
9. Deduct current year's other than temporary impairment recognized:	
9.1. Part 1, Column 14	0
9.2. Part 2, Section 1, Column 17	0
9.3. Part 2, Section 2, Column 14	0
9.4. Part 4, Column 13	0
10. Total investment income recognized as a result of prepayment penalties and/or acceleration fees, Note 5Q, Line 2	647,697
11. Book/adjusted carrying value at end of current period (Lines 1+2+3+4+5-6-7+8-9+10)	683,036,957
12. Deduct total nonadmitted amounts	0
13. Statement value at end of current period (Line 11 minus Line 12)	683,036,957

SCHEDULE D - SUMMARY BY COUNTRY

Long-Term Bonds and Stocks OWNED December 31 of Current Year

Description		1 Book/Adjusted Carrying Value	2 Fair Value	3 Actual Cost	4 Par Value of Bonds
BONDS					
Governments (Including all obligations guaranteed by governments)	1. United States	79,961,666	83,526,851	80,431,055	78,230,000
	2. Canada	0	0	0	0
	3. Other Countries	0	0	0	0
	4. Totals	79,961,666	83,526,851	80,431,055	78,230,000
U.S. States, Territories and Possessions (Direct and guaranteed)	5. Totals	35,115,283	36,125,645	36,391,394	28,290,000
U.S. Political Subdivisions of States, Territories and Possessions (Direct and guaranteed)	6. Totals	27,322,856	28,221,211	27,945,544	22,420,000
U.S. Special Revenue and Special Assessment Obligations and all Non- Guaranteed Obligations of Agencies and Authorities of Governments and their Political Subdivisions	7. Totals	226,236,056	236,091,539	233,910,127	209,486,324
Industrial and Miscellaneous, SVO Identified Funds, Unaffiliated Bank Loans and Hybrid Securities (unaffiliated)	8. United States	285,916,933	300,816,346	286,488,965	281,459,829
	9. Canada	9,690,795	10,203,937	9,694,642	9,580,000
	10. Other Countries	18,793,368	19,898,305	18,786,989	18,691,559
	11. Totals	314,401,096	330,918,588	314,970,596	309,731,388
Parent, Subsidiaries and Affiliates	12. Totals	0	0	0	0
	13. Total Bonds	683,036,957	714,883,834	693,648,716	648,157,712
PREFERRED STOCKS					
Industrial and Miscellaneous (unaffiliated)	14. United States	0	0	0	0
	15. Canada	0	0	0	0
	16. Other Countries	0	0	0	0
	17. Totals	0	0	0	0
Parent, Subsidiaries and Affiliates	18. Totals	0	0	0	0
	19. Total Preferred Stocks	0	0	0	0
COMMON STOCKS					
Industrial and Miscellaneous (unaffiliated)	20. United States	0	0	0	0
	21. Canada	0	0	0	0
	22. Other Countries	0	0	0	0
	23. Totals	0	0	0	0
Parent, Subsidiaries and Affiliates	24. Totals	0	0	0	0
	25. Total Common Stocks	0	0	0	0
	26. Total Stocks	0	0	0	0
	27. Total Bonds and Stocks	683,036,957	714,883,834	693,648,716	

ANNUAL STATEMENT FOR THE YEAR 2020 OF THE UnitedHealthcare Plan of the River Valley, Inc.

SCHEDULE D - PART 1A - SECTION 1

Quality and Maturity Distribution of All Bonds Owned December 31, at Book/Adjusted Carrying Values by Major Types of Issues and NAIC Designations

NAIC Designation	1 1 Year or Less	2 Over 1 Year Through 5 Years	3 Over 5 Years Through 10 Years	4 Over 10 Years Through 20 Years	5 Over 20 Years	6 No Maturity Date	7 Total Current Year	8 Col. 7 as a % of Line 11.7	9 Total from Col. 7 Prior Year	10 % From Col. 8 Prior Year	11 Total Publicly Traded	12 Total Privately Placed (a)
1. U.S. Governments												
1.1 NAIC 1	56,200,412	49,771,037	17,961,421	0	0	XXX	123,932,870	16.8	125,388,091	18.8	123,932,870	0
1.2 NAIC 2	0	0	0	0	0	XXX	0	0.0	0	0.0	0	0
1.3 NAIC 3	0	0	0	0	0	XXX	0	0.0	0	0.0	0	0
1.4 NAIC 4	0	0	0	0	0	XXX	0	0.0	0	0.0	0	0
1.5 NAIC 5	0	0	0	0	0	XXX	0	0.0	0	0.0	0	0
1.6 NAIC 6	0	0	0	0	0	XXX	0	0.0	0	0.0	0	0
1.7 Totals	56,200,412	49,771,037	17,961,421	0	0	XXX	123,932,870	16.8	125,388,091	18.8	123,932,870	0
2. All Other Governments												
2.1 NAIC 1	0	0	0	0	0	XXX	0	0.0	0	0.0	0	0
2.2 NAIC 2	0	0	0	0	0	XXX	0	0.0	0	0.0	0	0
2.3 NAIC 3	0	0	0	0	0	XXX	0	0.0	0	0.0	0	0
2.4 NAIC 4	0	0	0	0	0	XXX	0	0.0	0	0.0	0	0
2.5 NAIC 5	0	0	0	0	0	XXX	0	0.0	0	0.0	0	0
2.6 NAIC 6	0	0	0	0	0	XXX	0	0.0	0	0.0	0	0
2.7 Totals	0	0	0	0	0	XXX	0	0.0	0	0.0	0	0
3. U.S. States, Territories and Possessions etc., Guaranteed												
3.1 NAIC 1	0	4,071,100	31,044,183	0	0	XXX	35,115,283	4.8	13,396,471	2.0	35,115,283	0
3.2 NAIC 2	0	0	0	0	0	XXX	0	0.0	0	0.0	0	0
3.3 NAIC 3	0	0	0	0	0	XXX	0	0.0	0	0.0	0	0
3.4 NAIC 4	0	0	0	0	0	XXX	0	0.0	0	0.0	0	0
3.5 NAIC 5	0	0	0	0	0	XXX	0	0.0	0	0.0	0	0
3.6 NAIC 6	0	0	0	0	0	XXX	0	0.0	0	0.0	0	0
3.7 Totals	0	4,071,100	31,044,183	0	0	XXX	35,115,283	4.8	13,396,471	2.0	35,115,283	0
4. U.S. Political Subdivisions of States, Territories and Possessions, Guaranteed												
4.1 NAIC 1	0	1,405,039	25,567,817	350,000	0	XXX	27,322,856	3.7	9,255,691	1.4	27,322,856	0
4.2 NAIC 2	0	0	0	0	0	XXX	0	0.0	0	0.0	0	0
4.3 NAIC 3	0	0	0	0	0	XXX	0	0.0	0	0.0	0	0
4.4 NAIC 4	0	0	0	0	0	XXX	0	0.0	0	0.0	0	0
4.5 NAIC 5	0	0	0	0	0	XXX	0	0.0	0	0.0	0	0
4.6 NAIC 6	0	0	0	0	0	XXX	0	0.0	0	0.0	0	0
4.7 Totals	0	1,405,039	25,567,817	350,000	0	XXX	27,322,856	3.7	9,255,691	1.4	27,322,856	0
5. U.S. Special Revenue & Special Assessment Obligations, etc., Non-Guaranteed												
5.1 NAIC 1	30,999,697	100,552,871	68,274,623	14,096,923	9,930,941	XXX	223,855,055	30.4	213,151,543	32.0	223,855,055	0
5.2 NAIC 2	0	0	2,381,002	0	0	XXX	2,381,002	0.3	2,404,155	0.4	2,381,002	0
5.3 NAIC 3	0	0	0	0	0	XXX	0	0.0	0	0.0	0	0
5.4 NAIC 4	0	0	0	0	0	XXX	0	0.0	0	0.0	0	0
5.5 NAIC 5	0	0	0	0	0	XXX	0	0.0	0	0.0	0	0
5.6 NAIC 6	0	0	0	0	0	XXX	0	0.0	0	0.0	0	0
5.7 Totals	30,999,697	100,552,871	70,655,625	14,096,923	9,930,941	XXX	226,236,057	30.7	215,555,698	32.4	226,236,057	0

ANNUAL STATEMENT FOR THE YEAR 2020 OF THE UnitedHealthcare Plan of the River Valley, Inc.

SCHEDULE D - PART 1A - SECTION 1 (Continued)

Quality and Maturity Distribution of All Bonds Owned December 31, at Book/Adjusted Carrying Values by Major Types of Issues and NAIC Designations

NAIC Designation	1 1 Year or Less	2 Over 1 Year Through 5 Years	3 Over 5 Years Through 10 Years	4 Over 10 Years Through 20 Years	5 Over 20 Years	6 No Maturity Date	7 Total Current Year	8 Col. 7 as a % of Line 11.7	9 Total from Col. 7 Prior Year	10 % From Col. 8 Prior Year	11 Total Publicly Traded	12 Total Privately Placed (a)
6. Industrial & Miscellaneous (Unaffiliated)												
6.1 NAIC 1	51,713,341	103,985,427	48,891,088	1,784,316	0	XXX	206,374,172	28.0	220,446,346	33.1	161,522,163	44,852,009
6.2 NAIC 2	8,678,168	41,871,562	60,754,342	6,808,325	0	XXX	118,112,397	16.0	81,408,940	12.2	111,371,088	6,741,309
6.3 NAIC 3	0	0	0	0	0	XXX	0	0.0	0	0.0	0	0
6.4 NAIC 4	0	0	0	0	0	XXX	0	0.0	0	0.0	0	0
6.5 NAIC 5	0	0	0	0	0	XXX	0	0.0	0	0.0	0	0
6.6 NAIC 6	0	0	0	0	0	XXX	0	0.0	0	0.0	0	0
6.7 Totals	60,391,509	145,856,989	109,645,430	8,592,641	0	XXX	324,486,569	44.0	301,855,286	45.4	272,893,251	51,593,318
7. Hybrid Securities												
7.1 NAIC 1	0	0	0	0	0	XXX	0	0.0	0	0.0	0	0
7.2 NAIC 2	0	0	0	0	0	XXX	0	0.0	0	0.0	0	0
7.3 NAIC 3	0	0	0	0	0	XXX	0	0.0	0	0.0	0	0
7.4 NAIC 4	0	0	0	0	0	XXX	0	0.0	0	0.0	0	0
7.5 NAIC 5	0	0	0	0	0	XXX	0	0.0	0	0.0	0	0
7.6 NAIC 6	0	0	0	0	0	XXX	0	0.0	0	0.0	0	0
7.7 Totals	0	0	0	0	0	XXX	0	0.0	0	0.0	0	0
8. Parent, Subsidiaries and Affiliates												
8.1 NAIC 1	0	0	0	0	0	XXX	0	0.0	0	0.0	0	0
8.2 NAIC 2	0	0	0	0	0	XXX	0	0.0	0	0.0	0	0
8.3 NAIC 3	0	0	0	0	0	XXX	0	0.0	0	0.0	0	0
8.4 NAIC 4	0	0	0	0	0	XXX	0	0.0	0	0.0	0	0
8.5 NAIC 5	0	0	0	0	0	XXX	0	0.0	0	0.0	0	0
8.6 NAIC 6	0	0	0	0	0	XXX	0	0.0	0	0.0	0	0
8.7 Totals	0	0	0	0	0	XXX	0	0.0	0	0.0	0	0
9. SVO Identified Funds												
9.1 NAIC 1	XXX	XXX	XXX	XXX	XXX	0	0	0.0	0	0.0	0	0
9.2 NAIC 2	XXX	XXX	XXX	XXX	XXX	0	0	0.0	0	0.0	0	0
9.3 NAIC 3	XXX	XXX	XXX	XXX	XXX	0	0	0.0	0	0.0	0	0
9.4 NAIC 4	XXX	XXX	XXX	XXX	XXX	0	0	0.0	0	0.0	0	0
9.5 NAIC 5	XXX	XXX	XXX	XXX	XXX	0	0	0.0	0	0.0	0	0
9.6 NAIC 6	XXX	XXX	XXX	XXX	XXX	0	0	0.0	0	0.0	0	0
9.7 Totals	XXX	XXX	XXX	XXX	XXX	0	0	0.0	0	0.0	0	0
10. Unaffiliated Bank Loans												
10.1 NAIC 1	0	0	0	0	0	XXX	0	0.0	0	0.0	0	0
10.2 NAIC 2	0	0	0	0	0	XXX	0	0.0	0	0.0	0	0
10.3 NAIC 3	0	0	0	0	0	XXX	0	0.0	0	0.0	0	0
10.4 NAIC 4	0	0	0	0	0	XXX	0	0.0	0	0.0	0	0
10.5 NAIC 5	0	0	0	0	0	XXX	0	0.0	0	0.0	0	0
10.6 NAIC 6	0	0	0	0	0	XXX	0	0.0	0	0.0	0	0
10.7 Totals	0	0	0	0	0	XXX	0	0.0	0	0.0	0	0

ANNUAL STATEMENT FOR THE YEAR 2020 OF THE UnitedHealthcare Plan of the River Valley, Inc.

SCHEDULE D - PART 1A - SECTION 1 (Continued)

Quality and Maturity Distribution of All Bonds Owned December 31, at Book/Adjusted Carrying Values by Major Types of Issues and NAIC Designations

NAIC Designation	1 1 Year or Less	2 Over 1 Year Through 5 Years	3 Over 5 Years Through 10 Years	4 Over 10 Years Through 20 Years	5 Over 20 Years	6 No Maturity Date	7 Total Current Year	8 Col. 7 as a % of Line 11.7	9 Total from Col. 7 Prior Year	10 % From Col. 8 Prior Year	11 Total Publicly Traded	12 Total Privately Placed (a)
11. Total Bonds Current Year												
11.1 NAIC 1	(d) 138,913,450	259,785,474	191,739,132	16,231,239	9,930,941	0	616,600,236	83.7	XXX	XXX	571,748,227	44,852,009
11.2 NAIC 2	(d) 8,678,168	41,871,562	63,135,344	6,808,325	0	0	120,493,399	16.3	XXX	XXX	113,752,090	6,741,309
11.3 NAIC 3	(d) 0	0	0	0	0	0	0	0.0	XXX	XXX	0	0
11.4 NAIC 4	(d) 0	0	0	0	0	0	0	0.0	XXX	XXX	0	0
11.5 NAIC 5	(d) 0	0	0	0	0	0	0	0.0	XXX	XXX	0	0
11.6 NAIC 6	(d) 0	0	0	0	0	0	0	0.0	XXX	XXX	0	0
11.7 Totals	147,591,618	301,657,036	254,874,476	23,039,564	9,930,941	0	(b) 737,093,635	100.0	XXX	XXX	685,500,317	51,593,318
11.8 Line 11.7 as a % of Col. 7	20.0	40.9	34.6	3.1	1.3	0.0	100.0	XXX	XXX	XXX	93.0	7.0
12. Total Bonds Prior Year												
12.1 NAIC 1	172,515,813	230,915,772	155,781,649	18,772,238	3,652,670	0	XXX	XXX	581,638,142	87.4	526,187,652	55,450,490
12.2 NAIC 2	5,240,335	28,174,640	48,462,748	1,935,372	0	0	XXX	XXX	83,813,095	12.6	82,809,310	1,003,785
12.3 NAIC 3	0	0	0	0	0	0	XXX	XXX	0	0.0	0	0
12.4 NAIC 4	0	0	0	0	0	0	XXX	XXX	0	0.0	0	0
12.5 NAIC 5	0	0	0	0	0	0	XXX	XXX	(c) 0	0.0	0	0
12.6 NAIC 6	0	0	0	0	0	0	XXX	XXX	(c) 0	0.0	0	0
12.7 Totals	177,756,148	259,090,412	204,244,397	20,707,610	3,652,670	0	XXX	XXX	(b) 665,451,237	100.0	608,996,962	56,454,275
12.8 Line 12.7 as a % of Col. 9	26.7	38.9	30.7	3.1	0.5	0.0	XXX	XXX	100.0	XXX	91.5	8.5
13. Total Publicly Traded Bonds												
13.1 NAIC 1	119,552,023	242,171,153	183,862,871	16,231,239	9,930,941	0	571,748,227	77.6	526,187,652	79.1	571,748,227	XXX
13.2 NAIC 2	8,086,539	37,245,709	62,387,864	6,031,978	0	0	113,752,090	15.4	82,809,310	12.4	113,752,090	XXX
13.3 NAIC 3	0	0	0	0	0	0	0	0.0	0	0.0	0	XXX
13.4 NAIC 4	0	0	0	0	0	0	0	0.0	0	0.0	0	XXX
13.5 NAIC 5	0	0	0	0	0	0	0	0.0	0	0.0	0	XXX
13.6 NAIC 6	0	0	0	0	0	0	0	0.0	0	0.0	0	XXX
13.7 Totals	127,638,562	279,416,862	246,250,735	22,263,217	9,930,941	0	685,500,317	93.0	608,996,962	91.5	685,500,317	XXX
13.8 Line 13.7 as a % of Col. 7	18.6	40.8	35.9	3.2	1.4	0.0	100.0	XXX	XXX	XXX	100.0	XXX
13.9 Line 13.7 as a % of Line 11.7, Col. 7, Section 11	17.3	37.9	33.4	3.0	1.3	0.0	93.0	XXX	XXX	XXX	93.0	XXX
14. Total Privately Placed Bonds												
14.1 NAIC 1	19,361,427	17,614,321	7,876,261	0	0	0	44,852,009	6.1	55,450,490	8.3	XXX	44,852,009
14.2 NAIC 2	591,629	4,625,853	747,480	776,347	0	0	6,741,309	0.9	1,003,785	0.2	XXX	6,741,309
14.3 NAIC 3	0	0	0	0	0	0	0	0.0	0	0.0	XXX	0
14.4 NAIC 4	0	0	0	0	0	0	0	0.0	0	0.0	XXX	0
14.5 NAIC 5	0	0	0	0	0	0	0	0.0	0	0.0	XXX	0
14.6 NAIC 6	0	0	0	0	0	0	0	0.0	0	0.0	XXX	0
14.7 Totals	19,953,056	22,240,174	8,623,741	776,347	0	0	51,593,318	7.0	56,454,275	8.5	XXX	51,593,318
14.8 Line 14.7 as a % of Col. 7	38.7	43.1	16.7	1.5	0.0	0.0	100.0	XXX	XXX	XXX	XXX	100.0
14.9 Line 14.7 as a % of Line 11.7, Col. 7, Section 11	2.7	3.0	1.2	0.1	0.0	0.0	7.0	XXX	XXX	XXX	XXX	7.0

(a) Includes \$ 0 freely tradable under SEC Rule 144 or qualified for resale under SEC Rule 144A.

(b) Includes \$ 0 current year of bonds with Z designations and \$ 0 prior year of bonds with Z designations. The letter "Z" means the NAIC designation was not assigned by the Securities Valuation Office (SVO) at the date of the statement.

(c) Includes \$ 0 current year, \$ 0 prior year of bonds with 5GI designations and \$ 0 current year, \$ 0 prior year of bonds with 6* designations. "5GI" means the NAIC designation was assigned by the (SVO) in reliance on the insurer's certification that the issuer is current in all principal and interest payments. "6*" means the NAIC designation was assigned by the SVO due to inadequate certification of principal and interest payments.

(d) Includes the following amount of short-term and cash equivalent bonds by NAIC designation: NAIC 1 \$ 51,714,021 ; NAIC 2 \$ 2,342,657 ; NAIC 3 \$ 0 ; NAIC 4 \$ 0 ; NAIC 5 \$ 0 ; NAIC 6 \$ 0

ANNUAL STATEMENT FOR THE YEAR 2020 OF THE UnitedHealthcare Plan of the River Valley, Inc.

SCHEDULE D - PART 1A - SECTION 2

Maturity Distribution of All Bonds Owned December 31, at Book/Adjusted Carrying Values by Major Type and Subtype of Issues

Distribution by Type	1 1 Year or Less	2 Over 1 Year Through 5 Years	3 Over 5 Years Through 10 Years	4 Over 10 Years Through 20 Years	5 Over 20 Years	6 No Maturity Date	7 Total Current Year	8 Col. 7 as a % of Line 11.08	9 Total from Col. 7 Prior Year	10 % From Col. 8 Prior Year	11 Total Publicly Traded	12 Total Privately Placed
1. U.S. Governments												
1.01 Issuer Obligations	56,200,412	49,771,037	17,961,421	0	0	XXX	123,932,870	16.8	125,388,091	18.8	123,932,870	0
1.02 Residential Mortgage-Backed Securities	0	0	0	0	0	XXX	0	0.0	0	0.0	0	0
1.03 Commercial Mortgage-Backed Securities	0	0	0	0	0	XXX	0	0.0	0	0.0	0	0
1.04 Other Loan-Backed and Structured Securities	0	0	0	0	0	XXX	0	0.0	0	0.0	0	0
1.05 Totals	56,200,412	49,771,037	17,961,421	0	0	XXX	123,932,870	16.8	125,388,091	18.8	123,932,870	0
2. All Other Governments												
2.01 Issuer Obligations	0	0	0	0	0	XXX	0	0.0	0	0.0	0	0
2.02 Residential Mortgage-Backed Securities	0	0	0	0	0	XXX	0	0.0	0	0.0	0	0
2.03 Commercial Mortgage-Backed Securities	0	0	0	0	0	XXX	0	0.0	0	0.0	0	0
2.04 Other Loan-Backed and Structured Securities	0	0	0	0	0	XXX	0	0.0	0	0.0	0	0
2.05 Totals	0	0	0	0	0	XXX	0	0.0	0	0.0	0	0
3. U.S. States, Territories and Possessions, Guaranteed												
3.01 Issuer Obligations	0	4,071,100	31,044,183	0	0	XXX	35,115,283	4.8	13,396,471	2.0	35,115,283	0
3.02 Residential Mortgage-Backed Securities	0	0	0	0	0	XXX	0	0.0	0	0.0	0	0
3.03 Commercial Mortgage-Backed Securities	0	0	0	0	0	XXX	0	0.0	0	0.0	0	0
3.04 Other Loan-Backed and Structured Securities	0	0	0	0	0	XXX	0	0.0	0	0.0	0	0
3.05 Totals	0	4,071,100	31,044,183	0	0	XXX	35,115,283	4.8	13,396,471	2.0	35,115,283	0
4. U.S. Political Subdivisions of States, Territories and Possessions, Guaranteed												
4.01 Issuer Obligations	0	1,405,039	25,567,817	350,000	0	XXX	27,322,856	3.7	9,255,691	1.4	27,322,856	0
4.02 Residential Mortgage-Backed Securities	0	0	0	0	0	XXX	0	0.0	0	0.0	0	0
4.03 Commercial Mortgage-Backed Securities	0	0	0	0	0	XXX	0	0.0	0	0.0	0	0
4.04 Other Loan-Backed and Structured Securities	0	0	0	0	0	XXX	0	0.0	0	0.0	0	0
4.05 Totals	0	1,405,039	25,567,817	350,000	0	XXX	27,322,856	3.7	9,255,691	1.4	27,322,856	0
5. U.S. Special Revenue & Special Assessment Obligations etc., Non-Guaranteed												
5.01 Issuer Obligations	5,885,325	52,672,771	51,155,480	0	0	XXX	109,713,576	14.9	100,918,983	15.2	109,713,576	0
5.02 Residential Mortgage-Backed Securities	25,023,194	47,435,411	18,907,220	14,096,923	9,930,941	XXX	115,393,689	15.7	109,990,090	16.5	115,393,689	0
5.03 Commercial Mortgage-Backed Securities	91,177	444,690	592,925	0	0	XXX	1,128,792	0.2	4,646,624	0.7	1,128,792	0
5.04 Other Loan-Backed and Structured Securities	0	0	0	0	0	XXX	0	0.0	0	0.0	0	0
5.05 Totals	30,999,696	100,552,872	70,655,625	14,096,923	9,930,941	XXX	226,236,057	30.7	215,555,697	32.4	226,236,057	0
6. Industrial and Miscellaneous												
6.01 Issuer Obligations	29,140,103	123,483,373	105,809,452	8,592,641	0	XXX	267,025,569	36.2	214,875,633	32.3	237,629,003	29,396,566
6.02 Residential Mortgage-Backed Securities	0	0	0	0	0	XXX	0	0.0	0	0.0	0	0
6.03 Commercial Mortgage-Backed Securities	0	2,050,000	3,835,978	0	0	XXX	5,885,978	0.8	3,018,786	0.5	0	5,885,978
6.04 Other Loan-Backed and Structured Securities	31,251,407	20,323,617	0	0	0	XXX	51,575,024	7.0	83,960,868	12.6	35,264,249	16,310,775
6.05 Totals	60,391,510	145,856,990	109,645,430	8,592,641	0	XXX	324,486,571	44.0	301,855,287	45.4	272,893,252	51,593,319
7. Hybrid Securities												
7.01 Issuer Obligations	0	0	0	0	0	XXX	0	0.0	0	0.0	0	0
7.02 Residential Mortgage-Backed Securities	0	0	0	0	0	XXX	0	0.0	0	0.0	0	0
7.03 Commercial Mortgage-Backed Securities	0	0	0	0	0	XXX	0	0.0	0	0.0	0	0
7.04 Other Loan-Backed and Structured Securities	0	0	0	0	0	XXX	0	0.0	0	0.0	0	0
7.05 Totals	0	0	0	0	0	XXX	0	0.0	0	0.0	0	0
8. Parent, Subsidiaries and Affiliates												
8.01 Issuer Obligations	0	0	0	0	0	XXX	0	0.0	0	0.0	0	0
8.02 Residential Mortgage-Backed Securities	0	0	0	0	0	XXX	0	0.0	0	0.0	0	0
8.03 Commercial Mortgage-Backed Securities	0	0	0	0	0	XXX	0	0.0	0	0.0	0	0
8.04 Other Loan-Backed and Structured Securities	0	0	0	0	0	XXX	0	0.0	0	0.0	0	0
8.05 Affiliated Bank Loans - Issued	0	0	0	0	0	XXX	0	0.0	0	0.0	0	0
8.06 Affiliated Bank Loans - Acquired	0	0	0	0	0	XXX	0	0.0	0	0.0	0	0
8.07 Totals	0	0	0	0	0	XXX	0	0.0	0	0.0	0	0

8018

ANNUAL STATEMENT FOR THE YEAR 2020 OF THE UnitedHealthcare Plan of the River Valley, Inc.

SCHEDULE D - PART 1A - SECTION 2 (Continued)

Maturity Distribution of All Bonds Owned December 31, at Book/Adjusted Carrying Values by Major Type and Subtype of Issues

Distribution by Type	1 1 Year or Less	2 Over 1 Year Through 5 Years	3 Over 5 Years Through 10 Years	4 Over 10 Years Through 20 Years	5 Over 20 Years	6 No Maturity Date	7 Total Current Year	8 Col. 7 as a % of Line 11.08	9 Total from Col. 7 Prior Year	10 % From Col. 8 Prior Year	11 Total Publicly Traded	12 Total Privately Placed
9. SVO Identified Funds												
9.01 Exchange Traded Funds Identified by the SVO	XXX	XXX	XXX	XXX	XXX	0	0	0.0	0	0.0	0	0
9.02 Bond Mutual Funds Identified by the SVO	XXX	XXX	XXX	XXX	XXX	0	0	0.0	0	0.0	0	0
9.03 Totals	XXX	XXX	XXX	XXX	XXX	0	0	0.0	0	0.0	0	0
10. Unaffiliated Bank Loans												
10.01 Unaffiliated Bank Loans - Issued	0	0	0	0	0	XXX	0	0.0	0	0.0	0	0
10.02 Unaffiliated Bank Loans - Acquired	0	0	0	0	0	XXX	0	0.0	0	0.0	0	0
10.03 Totals	0	0	0	0	0	XXX	0	0.0	0	0.0	0	0
11. Total Bonds Current Year												
11.01 Issuer Obligations	91,225,840	231,403,320	231,538,353	8,942,641	0	XXX	563,110,154	76.4	XXX	XXX	533,713,588	29,396,566
11.02 Residential Mortgage-Backed Securities	25,023,194	47,435,411	18,907,220	14,096,923	9,930,941	XXX	115,393,689	15.7	XXX	XXX	115,393,689	0
11.03 Commercial Mortgage-Backed Securities	91,177	2,494,690	4,428,903	0	0	XXX	7,014,770	1.0	XXX	XXX	1,128,792	5,885,978
11.04 Other Loan-Backed and Structured Securities	31,251,407	20,323,617	0	0	0	XXX	51,575,024	7.0	XXX	XXX	35,264,249	16,310,775
11.05 SVO Identified Funds	XXX	XXX	XXX	XXX	XXX	0	0	0.0	XXX	XXX	0	0
11.06 Affiliated Bank Loans	0	0	0	0	0	XXX	0	0.0	XXX	XXX	0	0
11.07 Unaffiliated Bank Loans	0	0	0	0	0	XXX	0	0.0	XXX	XXX	0	0
11.08 Totals	147,591,618	301,657,038	254,874,476	23,039,564	9,930,941	0	737,093,637	100.0	XXX	XXX	685,500,318	51,593,319
11.09 Line 11.08 as a % of Col. 7	20.0	40.9	34.6	3.1	1.3	0.0	100.0	XXX	XXX	XXX	93.0	7.0
12. Total Bonds Prior Year												
12.01 Issuer Obligations	111,566,440	170,837,087	178,105,970	3,325,372	0	XXX	XXX	XXX	463,834,869	69.7	442,701,007	21,133,862
12.02 Residential Mortgage-Backed Securities	20,071,375	45,882,161	24,431,694	16,277,846	3,327,014	XXX	XXX	XXX	109,990,090	16.5	109,990,090	0
12.03 Commercial Mortgage-Backed Securities	441,148	4,087,480	1,706,734	1,104,392	325,656	XXX	XXX	XXX	7,665,410	1.2	6,534,698	1,130,712
12.04 Other Loan-Backed and Structured Securities	45,677,185	38,283,683	0	0	0	XXX	XXX	XXX	83,960,868	12.6	49,771,168	34,189,700
12.05 SVO Identified Funds	XXX	XXX	XXX	XXX	XXX	0	XXX	XXX	0	0.0	0	0
12.06 Affiliated Bank Loans	0	0	0	0	0	XXX	XXX	XXX	0	0.0	0	0
12.07 Unaffiliated Bank Loans	0	0	0	0	0	XXX	XXX	XXX	0	0.0	0	0
12.08 Totals	177,756,148	259,090,411	204,244,398	20,707,610	3,652,670	0	XXX	XXX	665,451,237	100.0	608,996,963	56,454,274
12.09 Line 12.08 as a % of Col. 9	26.7	38.9	30.7	3.1	0.5	0.0	XXX	XXX	100.0	XXX	91.5	8.5
13. Total Publicly Traded Bonds												
13.01 Issuer Obligations	84,776,687	214,020,017	226,750,589	8,166,294	0	XXX	533,713,587	72.4	442,701,007	66.5	533,713,587	XXX
13.02 Residential Mortgage-Backed Securities	25,023,194	47,435,411	18,907,220	14,096,923	9,930,941	XXX	115,393,689	15.7	109,990,090	16.5	115,393,689	XXX
13.03 Commercial Mortgage-Backed Securities	91,177	444,690	592,925	0	0	XXX	1,128,792	0.2	6,534,698	1.0	1,128,792	XXX
13.04 Other Loan-Backed and Structured Securities	17,747,504	17,516,745	0	0	0	XXX	35,264,249	4.8	49,771,168	7.5	35,264,249	XXX
13.05 SVO Identified Funds	XXX	XXX	XXX	XXX	XXX	0	0	0.0	0	0.0	0	XXX
13.06 Affiliated Bank Loans	0	0	0	0	0	XXX	0	0.0	0	0.0	0	XXX
13.07 Unaffiliated Bank Loans	0	0	0	0	0	XXX	0	0.0	0	0.0	0	XXX
13.08 Totals	127,638,562	279,416,863	246,250,734	22,263,217	9,930,941	0	685,500,317	93.0	608,996,963	91.5	685,500,317	XXX
13.09 Line 13.08 as a % of Col. 7	18.6	40.8	35.9	3.2	1.4	0.0	100.0	XXX	XXX	XXX	100.0	XXX
13.10 Line 13.08 as a % of Line 11.08, Col. 7, Section 11	17.3	37.9	33.4	3.0	1.3	0.0	93.0	XXX	XXX	XXX	93.0	XXX
14. Total Privately Placed Bonds												
14.01 Issuer Obligations	6,449,153	17,383,303	4,787,764	776,347	0	XXX	29,396,567	4.0	21,133,862	3.2	XXX	29,396,567
14.02 Residential Mortgage-Backed Securities	0	0	0	0	0	XXX	0	0.0	0	0.0	XXX	0
14.03 Commercial Mortgage-Backed Securities	0	2,050,000	3,835,978	0	0	XXX	5,885,978	0.8	1,130,712	0.2	XXX	5,885,978
14.04 Other Loan-Backed and Structured Securities	13,503,903	2,806,872	0	0	0	XXX	16,310,775	2.2	34,189,700	5.1	XXX	16,310,775
14.05 SVO Identified Funds	XXX	XXX	XXX	XXX	XXX	0	0	0.0	0	0.0	XXX	0
14.06 Affiliated Bank Loans	0	0	0	0	0	XXX	0	0.0	0	0.0	XXX	0
14.07 Unaffiliated Bank Loans	0	0	0	0	0	XXX	0	0.0	0	0.0	XXX	0
14.08 Totals	19,953,056	22,240,175	8,623,742	776,347	0	0	51,593,320	7.0	56,454,274	8.5	XXX	51,593,320
14.09 Line 14.08 as a % of Col. 7	38.7	43.1	16.7	1.5	0.0	0.0	100.0	XXX	XXX	XXX	XXX	100.0
14.10 Line 14.08 as a % of Line 11.08, Col. 7, Section 11	2.7	3.0	1.2	0.1	0.0	0.0	7.0	XXX	XXX	XXX	XXX	7.0

6015

SCHEDULE DA - VERIFICATION BETWEEN YEARS

Short-Term Investments

	1	2	3	4	5
	Total	Bonds	Mortgage Loans	Other Short-term Investment Assets (a)	Investments in Parent, Subsidiaries and Affiliates
1. Book/adjusted carrying value, December 31 of prior year	29,830,879	29,830,879	0	0	0
2. Cost of short-term investments acquired	1,719,741,754	1,719,741,754	0	0	0
3. Accrual of discount	38,310	38,310	0	0	0
4. Unrealized valuation increase (decrease)	0	0	0	0	0
5. Total gain (loss) on disposals	(15,513)	(15,513)	0	0	0
6. Deduct consideration received on disposals	1,713,280,410	1,713,280,410	0	0	0
7. Deduct amortization of premium	92,216	92,216	0	0	0
8. Total foreign exchange change in book/adjusted carrying value	0	0	0	0	0
9. Deduct current year's other than temporary impairment recognized	0	0	0	0	0
10. Book adjusted carrying value at end of current period (Lines 1+2+3+4+5-6-7+8-9)	36,222,804	36,222,804	0	0	0
11. Deduct total nonadmitted amounts	0	0	0	0	0
12. Statement value at end of current period (Line 10 minus Line 11)	36,222,804	36,222,804	0	0	0

(a) Indicate the category of such assets, for example, joint ventures, transportation equipment:

Schedule DB - Part A - Verification - Options, Caps, Floors, Collars, Swaps and Forwards

N O N E

Schedule DB - Part B - Verification - Futures Contracts

N O N E

Schedule DB - Part C - Section 1 - Replication (Synthetic Asset) Transactions (RSATs) Open

N O N E

Schedule DB-Part C-Section 2-Reconciliation of Replication (Synthetic Asset) Transactions Open

N O N E

Schedule DB - Verification - Book/Adjusted Carrying Value, Fair Value and Potential Exposure of
Derivatives

N O N E

SCHEDULE E - PART 2 - VERIFICATION BETWEEN YEARS

(Cash Equivalents)

	1	2	3	4
	Total	Bonds	Money Market Mutual funds	Other (a)
1. Book/adjusted carrying value, December 31 of prior year	76,062,090	4,747,885	71,314,205	0
2. Cost of cash equivalents acquired	5,430,447,989	37,327,360	3,426,633,736	1,966,486,893
3. Accrual of discount	8,631	8,631	0	0
4. Unrealized valuation increase (decrease)	(1,117)	0	(1,117)	0
5. Total gain (loss) on disposals	(8,609)	0	(8,609)	0
6. Deduct consideration received on disposals	5,323,645,801	24,250,000	3,340,297,849	1,959,097,952
7. Deduct amortization of premium	0	0	0	0
8. Total foreign exchange change in book/adjusted carrying value	0	0	0	0
9. Deduct current year's other than temporary impairment recognized	0	0	0	0
10. Book/adjusted carrying value at end of current period (Lines 1+2+3+4+5-6-7+8-9)	182,863,183	17,833,876	157,640,366	7,388,941
11. Deduct total nonadmitted amounts	0	0	0	0
12. Statement value at end of current period (Line 10 minus Line 11)	182,863,183	17,833,876	157,640,366	7,388,941

(a) Indicate the category of such investments, for example, joint ventures, transportation equipment: Qualifying cash pool via SSAP 2R

Schedule A - Part 1 - Real Estate Owned

NONE

Schedule A - Part 2 - Real Estate Acquired and Additions Made

NONE

Schedule A - Part 3 - Real Estate Disposed

NONE

Schedule B - Part 1 - Mortgage Loans Owned

NONE

Schedule B - Part 2 - Mortgage Loans Acquired and Additions Made

NONE

Schedule B - Part 3 - Mortgage Loans Disposed, Transferred or Repaid

NONE

ANNUAL STATEMENT FOR THE YEAR 2020 OF THE UnitedHealthcare Plan of the River Valley, Inc.

SCHEDULE BA - PART 1

Showing Other Long-Term Invested Assets OWNED December 31 of Current Year

1 CUSIP Identifi- cation	2 Name or Description	3 Code	4 Location		6 Name of Vendor or General Partner	7 NAIC Designation, NAIC Designation Modifier and SVO Admini- strative Symbol	8 Date Originally Acquired	9 Type and Strategy	10 Actual Cost	11 Fair Value	12 Book/ Adjusted Carrying Value Less Encum- brances	Change in Book/Adjusted Carrying Value					18 Invest- ment Income	19 Commit- ment for Additional Invest- ment	20 Percen- tage of Own- ership		
			4 City	5 State								13 Unrealized Valuation Increase (Decrease)	14 Current Year's (Depre- ciation) or (Amorti- zation)/ Accretion	15 Current Year's Other- Than- Tempo- rary Impair- ment Recogn- ized	16 Capital- ized Deferred Interest and Other	17 Total Foreign Exchange Change in Book/ Adjusted Carrying Value					
	US Bancorp Gaur Fed LIHTC Fd 2012-5 Prv Plc ..			GA	USB		12/31/2019	1	9,050,976	2,917,931	2,917,931	0	(872,254)	0	0	0	0	0	0	21.892	
3599999	Guaranteed Federal Low Income Housing Tax Credit - Unaffiliated																				XXX
	Enterprise N Guar Fed LIHTC PrvPlc CS				Enterprise		12/31/2019	1	12,703,822	4,920,966	4,920,966	0	(1,213,443)	0	0	0	0	0	0	0	100.000
3799999	Non-Guaranteed Federal Low Income Housing Tax Credit - Unaffiliated								12,703,822	4,920,966	4,920,966	0	(1,213,443)	0	0	0	0	0	0	0	XXX
4899999	Total - Unaffiliated								21,754,798	7,838,897	7,838,897	0	(2,085,697)	0	0	0	0	0	0	0	XXX
4999999	Total - Affiliated								0	0	0	0	0	0	0	0	0	0	0	0	XXX
5099999	Totals								21,754,798	7,838,897	7,838,897	0	(2,085,697)	0	0	0	0	0	0	0	XXX

Book/Adjusted Carrying Value by NAIC Designation Category Footnote:

1A ..\$	0	1B ..\$	0	1C ..\$	0	1D ..\$	0	1E ..\$	0	1F ..\$	0	1G ..\$	0
2A ..\$	0	2B ..\$	0	2C ..\$	0								
3A ..\$	0	3B ..\$	0	3C ..\$	0								
4A ..\$	0	4B ..\$	0	4C ..\$	0								
5A ..\$	0	5B ..\$	0	5C ..\$	0								
6 ...\$	0												

E07

Schedule BA - Part 2 - Other Long-Term Invested Assets Acquired and Additions Made

N O N E

Schedule BA - Part 3 - Other Long-Term Invested Assets Disposed, Transferred or Repaid

N O N E

ANNUAL STATEMENT FOR THE YEAR 2020 OF THE UnitedHealthcare Plan of the River Valley, Inc.

SCHEDULE D - PART 1

Showing All Long-Term BONDS Owned December 31 of Current Year

1	2	Codes			6	7	Fair Value		10	11	Change in Book/Adjusted Carrying Value				Interest				Dates		
		3	4	5			8	9			12	13	14	15	16	17	18	19	20	21	22
CUSIP Identification	Description	C o d e	F o r e i g n	B o n d C h a r	NAIC Designation, NAIC Designation Modifier and SVO Administrative Symbol	Actual Cost	Rate Used to Obtain Fair Value	Fair Value	Par Value	Book/ Adjusted Carrying Value	Unrealized Valuation Increase/ (Decrease)	Current Year's (Amor-tization) Accretion	Current Year's Other-Than-Temporary Impairment Recognized	Total Foreign Exchange Change in Book/ Adjusted Carrying Value	Rate of	Effective Rate of	When Paid	Admitted Amount Due and Accrued	Amount Received During Year	Acquired	Stated Contractual Maturity Date
912828-4W-7	US Treasury Note				.1.A	509,414	101.6390	508,195	500,000	503,083	0	(4,888)	0	0	2.750	1.749	FA	5,194	13,750	09/12/2019	08/15/2021
912828-6B-1	US Treasury Note				.1.A	16,058,230	114.7530	18,532,610	16,150,000	16,073,422	0	8,330	0	0	2.625	2.690	FA	160,129	423,938	03/06/2019	02/15/2029
912828-66-0	US Treasury Note				.1.A	6,166,336	106.9020	6,627,924	6,200,000	6,178,178	0	6,571	0	0	2.375	2.492	FA	50,032	147,250	03/06/2019	02/29/2024
912828-69-0	US Treasury Note				.1.A	2,260,195	100.2820	2,256,345	2,250,000	2,251,413	0	(8,759)	0	0	2.000	1.605	FA	15,290	45,000	12/30/2019	02/28/2021
912828-PX-2	US Treasury Note	.SD			.1.A	332,475	100.3970	311,231	310,000	310,753	0	(6,119)	0	0	3.625	1.623	FA	4,245	11,238	05/16/2017	02/15/2021
912828-QN-3	US Treasury Note	.SD			.1.A	976,641	101.0970	909,873	900,000	905,712	0	(15,309)	0	0	3.125	1.398	MN	3,652	28,125	03/28/2016	05/15/2021
912828-R7-7	US Treasury Note				.1.A	1,293,652	100.5190	1,306,747	1,300,000	1,298,206	0	4,308	0	0	1.375	1.713	MN	1,571	17,875	12/10/2019	05/31/2021
912828-S2-7	US Treasury Note				.1.A	2,020,391	100.5040	2,010,080	2,000,000	2,009,396	0	(10,995)	0	0	1.125	0.179	JD	62	22,500	05/29/2020	06/30/2021
912828-T6-7	US Treasury Note				.1.A	1,288,523	100.9370	1,312,181	1,300,000	1,295,148	0	5,793	0	0	1.250	1.706	AO	2,783	16,250	11/07/2019	10/31/2021
912828-V9-8	US Treasury Note				.1.A	1,881,594	110.5230	2,099,937	1,900,000	1,887,999	0	1,802	0	0	2.250	2.361	FA	16,147	42,750	05/08/2017	02/15/2027
912828-WE-6	US Treasury Note	.SD			.1.A	27,737,581	107.4410	27,515,640	25,610,000	27,381,627	0	(348,350)	0	0	2.750	0.326	MN	91,439	360,525	06/05/2020	11/15/2023
912828-WY-2	US Treasury Note				.1.A	1,612,063	101.2320	1,619,712	1,600,000	1,603,447	0	(5,844)	0	0	2.250	1.876	JJ	15,065	36,000	07/05/2019	07/31/2021
912828-XR-6	US Treasury Note				.1.A	9,661,309	102.3120	9,873,108	9,650,000	9,653,310	0	(2,298)	0	0	1.750	1.725	MN	14,846	168,875	06/07/2017	05/31/2022
912828-Y2-0	US Treasury Note				.1.A	814,938	101.3330	810,664	800,000	800,347	0	(7,856)	0	0	2.625	1.618	JJ	9,701	21,000	08/22/2019	07/15/2021
912828-YC-8	US Treasury Note				.1.A	1,243,262	100.9280	1,261,600	1,250,000	1,247,702	0	3,440	0	0	1.500	1.782	FA	6,371	18,750	09/13/2019	08/31/2021
912828-Z6-0	US Treasury Note				.1.A	1,684,576	101.3630	1,682,626	1,660,000	1,682,032	0	(2,544)	0	0	1.375	0.146	JJ	9,552	0	11/13/2020	01/31/2022
912828-ZA-1	US Treasury Note				.1.A	3,201,065	101.1990	3,197,888	3,160,000	3,186,960	0	(14,085)	0	0	1.125	0.387	FA	12,079	17,775	06/29/2020	02/28/2022
912828-ZR-4	US Treasury Note				.1.A	1,668,810	100.0290	1,690,490	1,690,000	1,688,911	0	97	0	0	0.125	0.171	MN	1,076	1,056	11/13/2020	05/31/2022
0199999. Subtotal - Bonds - U.S. Governments - Issuer Obligations						80,431,055	XXX	83,526,851	78,230,000	79,961,666	0	(396,706)	0	0	XXX	XXX	XXX	418,344	1,392,657	XXX	XXX
0599999. Total - U.S. Government Bonds						80,431,055	XXX	83,526,851	78,230,000	79,961,666	0	(396,706)	0	0	XXX	XXX	XXX	418,344	1,392,657	XXX	XXX
1099999. Total - All Other Government Bonds						0	XXX	0	0	0	0	0	0	0	XXX	XXX	XXX	0	0	XXX	XXX
130630-QR-2	CALIFORNIA ST GO Cont Call			2	.1.C FE	4,870,384	134.3530	4,971,061	3,700,000	4,729,932	0	(109,093)	0	0	5.000	1.580	AO	46,250	192,194	09/06/2019	10/01/2032
130630-V0-8	CALIFORNIA ST GO Non Call				.1.C FE	1,267,100	126.8360	1,268,360	1,000,000	1,253,713	0	(13,387)	0	0	5.000	0.570	MN	15,556	0	09/03/2020	11/01/2026
130630-ZL-5	CALIFORNIA ST GO Non Call				.1.C FE	6,519,200	130.5200	6,526,000	5,000,000	6,501,320	0	(17,880)	0	0	5.000	0.520	MN	40,278	0	11/30/2020	11/01/2027
56052A-YZ-3	MAINE ST GO Non Call				.1.C FE	3,895,620	125.2160	3,756,480	3,000,000	3,506,616	0	(88,575)	0	0	5.000	1.720	JD	12,500	150,000	06/08/2016	06/01/2026
57582R-TH-9	MASSACHUSETTS ST GO Non Call				.1.B FE	3,996,974	125.5440	4,004,854	3,190,000	3,983,520	0	(13,454)	0	0	5.000	0.420	JJ	79,750	0	11/24/2020	07/01/2026
57582R-UZ-7	MASSACHUSETTS ST GO Non Call				.1.B FE	4,504,275	133.4240	4,503,060	3,375,000	4,441,180	0	(63,095)	0	0	5.000	0.750	MS	56,250	84,375	07/10/2020	09/01/2028
677522-3N-2	OHIO ST GO Non Call				.1.B FE	4,428,935	126.3430	4,422,005	3,500,000	4,353,002	0	(75,933)	0	0	5.000	0.640	MS	89,931	0	06/18/2020	09/15/2026
677522-KU-7	OHIO ST GO Non Call				.1.B FE	2,884,140	120.6660	2,714,985	2,250,000	2,565,837	0	(69,886)	0	0	5.000	1.630	MN	18,750	112,500	04/13/2016	05/01/2025
93974D-LV-8	WASHINGTON ST GO Cont Call			2	.1.B FE	1,508,746	118.0110	1,504,640	1,275,000	1,505,263	0	(3,483)	0	0	5.000	0.440	JJ	31,875	0	12/07/2020	07/01/2029
93974D-UF-3	WASHINGTON ST GO Cont Call			2	.1.B FE	2,516,020	122.7100	2,454,200	2,000,000	2,274,900	0	(51,632)	0	0	5.000	2.091	JJ	50,000	100,000	02/17/2016	07/01/2027
1199999. Subtotal - Bonds - U.S. States, Territories and Possessions - Issuer Obligations						36,391,394	XXX	36,125,645	28,290,000	35,115,283	0	(506,418)	0	0	XXX	XXX	XXX	441,140	639,069	XXX	XXX
1799999. Total - U.S. States, Territories and Possessions Bonds						36,391,394	XXX	36,125,645	28,290,000	35,115,283	0	(506,418)	0	0	XXX	XXX	XXX	441,140	639,069	XXX	XXX
03667P-QH-9	ANTELOPE VLY CA GO Cont Call			2	.1.C FE	350,000	103.9100	363,685	350,000	350,000	0	0	0	0	2.818	2.818	FA	4,110	3,808	02/14/2020	08/01/2038
184541-CA-6	CLEAR CREEK TX I GO Non Call				.1.A FE	1,810,846	127.5790	1,805,243	1,415,000	1,806,928	0	(3,918)	0	0	5.000	0.413	FA	26,728	0	12/07/2020	02/15/2027
232769-GV-5	CYPRESS-FAIRBANK GO Non Call				.1.A FE	4,929,560	123.8650	4,954,600	4,000,000	4,909,091	0	(20,469)	0	0	5.000	0.500	FA	23,333	0	10/28/2020	02/15/2026
346843-RE-7	FORT BEND TX IND GO Non Call				.1.A FE	1,296,670	129.5390	1,295,390	1,000,000	1,293,966	0	(2,704)	0	0	5.000	0.483	FA	29,722	0	12/07/2020	08/15/2027
35880C-XA-7	FRISSCO TX INDEP GO Non Call				.1.A FE	1,518,166	112.5180	1,462,734	1,300,000	1,405,039	0	(38,760)	0	0	5.000	1.830	FA	24,556	65,000	01/09/2018	08/15/2023
486063-VH-0	KATY TX INDEP SC GO Non Call				.1.A FE	3,052,250	123.6930	3,092,325	2,500,000	3,285,753	0	(59,289)	0	0	5.000	2.289	FA	47,222	125,000	01/12/2017	02/15/2026
598223-TR-6	MIDWAY TX INDEP GO Cont Call			2	.1.A FE	4,731,065	134.2440	4,772,374	3,555,000	4,638,268	0	(92,797)	0	0	5.000	1.259	FA	139,731	0	02/26/2020	08/15/2031
598223-TV-7	MIDWAY TX INDEP GO Cont Call			2	.1.A FE	1,313,960	123.4490	1,333,249	1,080,000	1,295,733	0	(18,227)	0	0	4.000	1.519	FA	33,960	0	02/26/2020	08/15/2035
649660-CP-3	NEW YORK NY GO Call			2	.1.C FE	2,515,020	129.8070	2,596,140	2,000,000	2,449,852	0	(47,304)	0	0	5.000	2.120	FA	41,667	96,667	07/25/2019	08/01/2035
649660-MA-5	NEW YORK NY GO Non Call				.1.C FE	2,470,980	124.7420	2,494,840	2,000,000	2,446,788	0	(24,192)	0	0	5.000	0.890	FA	31,111	0	08/28/2020	08/01/2026
929831-QC-2	WACO TX GO Cont Call			2	.1.B FE	3,957,027	125.7960	4,050,631	3,220,000	3,901,438	0	(55,589)	0	0	4.000	1.499	FA	103,398	290,475	02/20/2020	02/01/2032
1899999. Subtotal - Bonds - U.S. Political Subdivisions - Issuer Obligations						27,945,544	XXX	28,221,211	22,420,000	27,322,856	0	(363,249)	0	0	XXX	XXX	XXX	505,538	290,475	XXX	XXX
2499999. Total - U.S. Political Subdivisions Bonds						27,945,544	XXX	28,221,211	22,420,000	27,322,856	0	(363,249)	0	0	XXX	XXX	XXX	505,538	290,475	XXX	XXX
010609-FF-7	ALABAMA ST PUBLI Rev Bond Non Call				.1.B FE	2,573,200	130.2860	2,605,720	2,000,000	2,560,395	0	(12,805)	0	0	5.000	0.780	MN	15,833	0	10/23/2020	11/01/2027
01757L-FM-3	ALLEN CNTY OH HO Rev Bond Non Call				.1.E FE	3,383,190	107.2350	3,217,050	3,000,000	3,135,743	0	(83,439)	0	0	5.000	2.081	FA	62,500	150,000	12/13/2017	08/01/2022
047870-OI-3	ATLANTA GA WTR & Rev Bond Non Call				.1.D FE	3,706,972	122.7270	3,939,537	3,210,000												

ANNUAL STATEMENT FOR THE YEAR 2020 OF THE UnitedHealthcare Plan of the River Valley, Inc.

SCHEDULE D - PART 1

Showing All Long-Term BONDS Owned December 31 of Current Year

1	2	Codes			6	7	Fair Value		10	11	Change in Book/Adjusted Carrying Value				Interest				Dates		
		3	4	5			8	9			12	13	14	15	16	17	18	19	20	21	22
CUSIP Identification	Description	Code	Rate	Bond Char	NAIC Designation, NAIC Designation Modifier and SVO Administrative Symbol	Actual Cost	Fair Value	Rate Used to Obtain Fair Value	Par Value	Book/ Adjusted Carrying Value	Unrealized Valuation Increase/ (Decrease)	Current Year's (Amortization) Accretion	Current Year's Other Than-Temporary Impairment Recognized	Total Foreign Exchange Change in Book/ Adjusted Carrying Value	Rate of	Effective Rate of	When Paid	Admitted Amount Due and Accrued	Amount Received During Year	Acquired	Stated Contractual Maturity Date
167562-MZ-7	CHICAGO IL MIDWA Rev Bond Non Call				1.G FE	3,350,361	100,000		2,965,000	2,965,000	0	(59,465)	0	0	5.000	2.950	JJ	74,125	148,250	11/22/2013	01/01/2021
196711-RZ-0	COLORADO ST COPS Rev Bond Non Call				1.D FE	3,052,067	136,400		3,055,360	2,240,000	0	(10,006)	0	0	5.000	0.840	JD	60,044	0	11/18/2020	12/15/2029
207758-TW-3	CONNECTICUT ST S Rev Bond Non Call				1.E FE	2,033,025	116,392		1,943,746	1,670,000	0	(41,498)	0	0	5.000	2.261	FA	34,792	83,500	10/02/2015	08/01/2024
235036-6N-5	DALLAS-FORT WORT Rev Bond MW				1.E FE	150,000	101,953		152,930	150,000	0	0	0	0	1.649	1.649	MM	412	543	07/31/2020	11/01/2026
29270C-R2-3	ENERGY N W WA EL Rev Bond Non Call				1.C FE	8,608,600	125,235		8,766,450	7,000,000	0	(165,245)	0	0	5.000	2.280	JJ	175,000	350,000	01/18/2017	07/01/2026
3137EA-EW-5	FHLMC Note Non Call				1.A FE	405,866	100,206		406,836	406,000	0	15	0	0	0.250	0.261	MS	330	0	09/02/2020	09/08/2023
3137EA-EY-1	FHLMC Note Non Call				1.A FE	631,635	99,951		633,689	634,000	0	166	0	0	0.125	0.250	AO	165	0	10/14/2020	10/16/2023
341507-P3-9	FLORIDA ST BRD O Rev Bond Non Call				1.C FE	4,458,267	111,914		4,280,711	3,825,000	0	(115,474)	0	0	5.000	1.800	JJ	95,625	191,250	01/12/2018	07/01/2023
39081J-AC-2	GREAT LAKES MI W Rev Bond Non Call				1.E FE	2,695,509	111,728		2,530,639	2,265,000	0	(64,841)	0	0	5.000	1.951	JJ	56,625	113,250	10/14/2016	07/01/2023
407288-ZC-6	HAMILTON CNTY OH Rev Bond Non Call				1.C FE	1,348,565	104,415		1,148,565	1,100,000	0	(36,550)	0	0	5.000	1.590	JD	4,583	55,000	10/16/2014	12/01/2021
414009-JR-2	HARRIS CNTY TX C Rev Bond Non Call				1.C FE	3,937,193	121,344		3,895,142	3,210,000	0	(72,339)	0	0	5.000	2.430	AO	40,125	160,500	10/05/2015	10/01/2025
41422E-HM-6	HARRIS CNTY TX M Rev Bond Non Call				1.C FE	2,905,575	122,351		3,058,775	2,500,000	0	(56,428)	0	0	5.000	2.421	MM	20,833	125,000	11/29/2018	11/01/2025
41422E-JR-5	HARRIS CNTY TX M Rev Bond Cont Call				1.A FE	4,447,948	131,401		4,467,634	3,400,000	0	(96,544)	0	0	5.000	1.670	MM	28,333	186,528	09/05/2019	11/01/2034
426357-FV-6	HENRY CNTY GA HO Rev Bond Non Call				1.E FE	1,178,242	106,605		1,071,380	1,005,000	0	(23,761)	0	0	5.000	2.500	JJ	25,125	50,250	10/24/2014	07/01/2022
45203H-AQ-2	ILLINOIS ST FIN Rev Bond Non Call				1.G FE	1,745,668	107,549		1,640,122	1,525,000	0	(31,952)	0	0	5.000	2.751	MM	9,743	76,250	09/17/2015	11/15/2022
45204E-YA-0	ILLINOIS ST FIN Rev Bond Cont Call				1.A FE	3,416,821	126,002		3,408,354	2,705,000	0	(11,445)	0	0	5.000	0.600	JJ	67,625	0	11/23/2020	07/01/2031
45470R-CS-3	INDIANA ST FIN A Rev Bond Non Call				1.B FE	3,191,925	118,539		2,963,475	2,500,000	0	(83,562)	0	0	5.000	1.430	JD	10,417	125,000	08/19/2016	12/01/2024
45506D-SR-2	INDIANA ST FIN A Rev Bond Cont Call				1.A FE	1,936,395	132,619		1,989,285	1,500,000	0	(43,955)	0	0	5.000	1.621	FA	31,250	60,625	10/04/2019	02/01/2032
544445-GK-9	LOS ANGELES CA D Rev Bond Non Call				1.D FE	1,353,104	126,416		1,498,030	1,185,000	0	(18,207)	0	0	5.000	3.090	MM	7,571	59,250	11/01/2018	05/15/2027
544445-GL-7	LOS ANGELES CA D Rev Bond Non Call				1.D FE	2,338,000	129,154		2,583,080	2,000,000	0	(32,530)	0	0	5.000	2.940	MM	12,778	100,000	11/28/2018	05/15/2028
544445-GM-5	LOS ANGELES CA D Rev Bond Non Call				1.D FE	3,593,340	131,543		3,946,290	3,000,000	0	(51,253)	0	0	5.000	2.800	MM	19,167	150,000	12/06/2018	05/15/2029
59261A-DE-4	MET TRANSPRTN AU Rev Bond Non Call				1.G FE	2,090,342	102,546		1,774,046	1,730,000	0	(64,153)	0	0	5.000	1.221	MM	11,053	86,500	02/19/2016	11/15/2021
59447P-7V-7	MICHIGAN ST FIN Rev Bond Non Call				1.D FE	4,620,613	113,560		4,366,382	3,845,000	0	(90,453)	0	0	5.000	2.431	JD	16,021	192,250	02/12/2015	12/01/2023
64577B-SN-0	NEW JERSEY ST EC Rev Bond Non Call				2.A FE	2,427,495	124,451		2,713,032	2,180,000	0	(23,154)	0	0	5.000	3.580	JD	4,844	109,000	12/12/2018	06/15/2028
645790-JL-1	NEW JERSEY ST HL Rev Bond Non Call				1.D FE	5,628,893	120,499		5,723,703	4,750,000	0	(104,724)	0	0	5.000	2.490	JJ	118,750	237,500	04/06/2017	07/01/2025
64990E-Y4-3	NEW YORK ST DORM Rev Bond Non Call				1.C FE	2,424,680	119,700		2,394,000	2,000,000	0	(44,683)	0	0	5.000	2.480	MS	29,444	100,000	09/02/2015	03/15/2025
64990G-A3-6	NEW YORK ST DORM Rev Bond Non Call				1.D FE	1,500,000	102,466		1,536,990	1,500,000	0	0	0	0	1.919	1.919	JJ	14,393	8,875	02/26/2020	07/01/2029
658203-AK-7	NORTH CAROLINA S Rev Bond Call				1.F FE	4,810,598	122,153		4,690,675	3,840,000	0	(92,186)	0	0	5.000	2.241	JJ	96,000	192,000	02/19/2016	01/01/2027
679111-A9-5	OKLAHOMA ST TURN Rev Bond Non Call				1.D FE	2,844,556	130,546		2,872,012	2,200,000	0	(15,078)	0	0	5.000	0.790	JJ	18,944	0	10/16/2020	01/01/2028
73358W-3P-7	PORT AUTH OF NEW Rev Bond Cont Call				1.D FE	2,835,076	131,190		2,820,585	2,150,000	0	(56,647)	0	0	5.000	1.460	MM	17,917	97,944	02/20/2020	11/01/2030
762315-RD-3	RHODE ISLAND ST Rev Bond Non Call				1.C FE	1,224,091	119,704		1,280,833	1,070,000	0	(15,793)	0	0	5.000	2.210	JD	4,458	27,344	05/22/2020	12/01/2025
762315-RE-1	RHODE ISLAND ST Rev Bond Non Call				1.C FE	1,157,810	121,983		1,219,830	1,000,000	0	(13,473)	0	0	5.000	2.370	JD	4,167	25,556	05/22/2020	12/01/2026
795576-FK-8	SALT LAKE CITY U Rev Bond Non Call				1.F FE	1,769,895	121,708		1,825,620	1,500,000	0	(27,724)	0	0	5.000	2.801	JJ	37,500	75,000	02/09/2017	07/01/2026
796311-CS-5	San Antonio TX Util Rev Bond Cont Call				1.B FE	2,025,563	109,879		1,785,534	1,625,000	0	(43,248)	0	0	5.000	2.171	FA	33,854	81,250	04/25/2013	02/01/2024
83703F-KX-9	SOUTH CAROLINA S Rev Bond Non Call				1.G FE	1,673,595	117,826		1,767,390	1,500,000	0	(25,797)	0	0	5.000	3.001	MM	12,500	75,000	11/15/2018	05/01/2025
838810-DM-8	S MIAMI FL HLTH Rev Bond Non Call				1.E FE	1,883,586	116,020		1,885,325	1,625,000	0	(38,232)	0	0	5.000	2.390	FA	30,694	81,250	12/15/2017	08/15/2024
88213A-KS-3	TEXAS ST A & M U Rev Bond Non Call				1.A FE	2,821,176	115,947		2,782,728	2,400,000	0	(64,878)	0	0	5.000	2.061	MM	15,333	120,000	11/30/2017	05/15/2024
91412H-GG-2	UNIV OF CALIFORN Rev Bond MW Call				1.C FE	1,620,912	101,137		1,618,192	1,600,000	0	(99)	0	0	1.614	1.461	MM	3,300	0	12/11/2020	05/15/2030
97712D-4N-3	WISCONSIN ST HLT Rev Bond Cont Call				1.E FE	2,450,888	118,779		2,613,138	2,200,000	0	(22,245)	0	0	4.000	2.690	JD	3,911	86,778	11/20/2019	12/15/2036
2599999	Subtotal - Bonds - U.S. Special Revenues - Issuer Obligations					117,223,207	XXX		116,190,855	97,710,000	0	(2,021,952)	0	0	XXX	XXX	XXX	1,323,324	4,201,987	XXX	XXX
3128MJ-2L-3	FHLMC Pool G08778 MBS				1.A	693,538	104,700		727,785	695,113	0	0	0	0	3.000	3.060	MON	1,738	20,853	03/28/2019	09/01/2047
3128MJ-3J-7	FHLMC Pool G08800 MBS				1.A	715,802	106,081		753,155	709,978	0	(121)	0	0	3.500	2.933	MON	2,071	24,849	03/12/2019	02/01/2048
3128MJ-4A-5	FHLMC Pool G08816 MBS				1.A	1,120,375	105,690		1,175,126	1,110,862	0	(95)	0	0	3.500	2.981	MON	3,243	38,915	03/19/2019	06/01/2048
3128MJ-6T-2	FHLMC Pool G08881 MBS				1.A	728,030	105,495		749,302	710,273	0	(189)	0	0	3.500	3.057	MON	2,072	24,860	07/23/2019	06/01/2049
3128MJ-V5-6	FHLMC Pool G08635 MBS				1.A	585,351	105,430		616,266	584,529	0	0	0	0	3.000	2.934	MON	1,461	17,536	03/27/2019	04/01/2045
3128MJ-XX-3	FHLMC Pool G08693 MBS				1.A	702,801	106,992		737,144	688,968	0	(28)	0	0	3.500	2.760	MON	2,009	24,114	03/27/2019	02/01/2046
3128MJ-ZM-5	FHLMC Pool G08747 MBS				1.A	2,040,147	105,771		2,161,943	2,043,979	0	9	0	0	3.000	3.035	MON	5,110	61,319	03/25/2019	01/01/2047
3128PC-2X-9	FHLMC Pool J01690 MBS				1.A	523	100,266		525	523	0	0	0	0	5.500	5.470	MON	2	29	09/21/2006	04/01/2021
3128PE-4K-1	FHLMC Pool J03526 MBS				1.A	5,147	100,946		5,111	5,070	0	(8)	0	0	6.000	5.030					

ANNUAL STATEMENT FOR THE YEAR 2020 OF THE UnitedHealthcare Plan of the River Valley, Inc.

SCHEDULE D - PART 1

Showing All Long-Term BONDS Owned December 31 of Current Year

1	2	Codes			6	7	Fair Value		10	11	Change in Book/Adjusted Carrying Value				Interest					Dates	
		3	4	5			8	9			12	13	14	15	16	17	18	19	20	21	22
CUSIP Identification	Description	Code	For e i g n	Bond Char	NAIC Designation, NAIC Designation Modifier and SVO Administrative Symbol	Actual Cost	Rate Used to Obtain Fair Value	Fair Value	Par Value	Book/ Adjusted Carrying Value	Unrealized Valuation Increase/ (Decrease)	Current Year's (Amor-tization) Accretion	Current Year's Other-Than-Temporary Impairment Recognized	Total Foreign Exchange Change in Book/ Adjusted Carrying Value	Rate of	Effective Rate of	When Paid	Admitted Amount Due and Accrued	Amount Received During Year	Acquired	Stated Contractual Maturity Date
3128PV-F3-9	FHLMC Pool J15586 MBS			4	.1.A	93,770	105.1020	92,703	88,203	91,288	0	(255)	0	0	4.500	2.664	MON	331	3,969	05/17/2011	06/01/2026
312926-2P-2	FHLMC Pool A80782 MBS			4	.1.A	66,944	113.1850	66,944	74,399	65,732	0	(32)	0	0	6.000	5.600	MON	329	3,944	09/24/2008	08/01/2038
31292L-YA-7	FHLMC Pool C04305 MBS			4	.1.A	318,882	107.1490	327,650	305,791	318,199	0	799	0	0	3.000	1.491	MON	764	9,174	12/18/2012	11/01/2042
3131XY-WF-2	FHLMC Pool ZM5146 MBS			4	.1.A	617,200	107.0620	613,615	573,140	616,636	0	(564)	0	0	4.000	1.312	MON	1,910	7,642	08/18/2020	12/01/2047
3132AE-EZ-5	FHLMC Pool ZT1952 MBS			4	.1.A	504,422	106.6480	519,295	486,924	504,285	0	(73)	0	0	4.000	2.748	MON	1,623	19,477	07/28/2019	05/01/2049
3132AE-J8-0	FHLMC Pool ZT2087 MBS			4	.1.A	817,343	106.6800	839,917	787,326	816,698	0	54	0	0	4.000	2.661	MON	2,624	31,493	09/12/2019	06/01/2049
3132DM-BC-8	FHLMC POOL SD0035 MBS			4	.1.A	1,270,660	105.6130	1,319,100	1,248,997	1,270,304	0	(153)	0	0	3.000	2.041	MON	3,122	37,470	07/22/2019	04/01/2047
3132DV-3P-8	FHLMC Pool SD8006 MBS			4	.1.A	841,939	106.6420	865,083	811,202	841,861	0	(94)	0	0	4.000	2.289	MON	2,704	32,448	07/30/2019	08/01/2049
3132GF-JS-7	FHLMC Pool Q02073 MBS			4	.1.A	1,563,176	112.4840	1,624,555	1,444,251	1,556,708	0	(1,632)	0	0	4.500	2.733	MON	5,416	64,991	04/27/2017	07/01/2041
3132GV-JF-0	FHLMC Pool Q09862 MBS			4	.1.A	179,932	109.3870	184,135	168,333	179,173	0	472	0	0	3.500	1.357	MON	491	5,892	09/04/2012	08/01/2042
3132HQ-DB-5	FHLMC Pool Q13698 MBS			4	.1.A	583,973	105.9770	590,990	557,658	582,320	0	92	0	0	3.000	1.643	MON	1,394	16,730	12/17/2012	12/01/2042
3132HQ-MA-1	FHLMC Pool Q13979 MBS			4	.1.A	616,941	106.6280	628,375	589,317	614,069	0	173	0	0	3.000	2.146	MON	1,473	17,680	12/17/2012	12/01/2042
3132JA-PW-9	FHLMC Pool Q19036 MBS			4	.1.A	346,536	108.7990	363,730	334,313	345,969	0	208	0	0	3.500	2.040	MON	975	11,701	12/09/2015	06/01/2043
3132L6-ST-9	FHLMC Pool V81430 MBS			4	.1.A	818,525	108.8680	868,978	788,465	817,595	0	(358)	0	0	4.000	2.516	MON	2,628	31,539	04/08/2020	11/01/2044
3132MA-VC-2	FHLMC Pool Q29911 MBS			4	.1.A	572,986	108.4480	590,573	544,566	571,647	0	421	0	0	3.500	1.897	MON	1,588	19,060	01/06/2015	11/01/2044
3132QL-BR-3	FHLMC Pool Q30047 MBS			4	.1.A	281,456	108.6000	295,235	271,856	281,008	0	78	0	0	3.500	2.422	MON	793	9,515	12/09/2015	11/01/2044
3132QM-BF-3	FHLMC Pool Q31769 MBS			4	.1.A	314,135	108.8200	321,592	295,526	313,047	0	(133)	0	0	4.000	2.705	MON	985	11,821	11/12/2015	03/01/2045
3132QN-XX-2	FHLMC Pool Q32493 MBS			4	.1.A	241,630	109.1610	248,323	227,483	240,822	0	(315)	0	0	4.000	2.795	MON	758	9,099	07/29/2015	04/01/2045
3132QH-SN-1	FHLMC Pool Q44452 MBS			4	.1.A	947,694	105.0130	999,964	952,232	947,744	0	14	0	0	3.000	3.155	MON	2,381	28,567	05/21/2019	11/01/2046
3132XU-SH-9	FHLMC Pool Q52319 MBS			4	.1.A	1,261,819	105.9600	1,334,267	1,259,212	1,261,794	0	10	0	0	3.500	3.367	MON	3,673	44,072	02/28/2019	11/01/2047
3132Y1-VY-4	FHLMC Pool Q57923 MBS			4	.1.A	835,874	106.8040	868,359	813,040	835,229	0	185	0	0	4.000	3.397	MON	2,710	32,522	04/02/2019	08/01/2048
3132Y2-RF-5	FHLMC Pool Q58585 MBS			4	.1.A	483,364	106.8520	502,011	469,820	483,014	0	25	0	0	4.000	3.403	MON	1,566	18,793	04/05/2019	09/01/2048
31335A-HP-6	FHLMC Pool G60238 MBS			4	.1.A	1,373,647	109.3560	1,438,345	1,315,282	1,372,651	0	(767)	0	0	3.500	2.660	MON	3,836	46,035	07/30/2019	10/01/2045
3133KK-AE-9	FHLMC Pool RA3605 MBS			4	.1.A	3,290,700	105.6710	3,301,295	3,124,121	3,290,048	0	(651)	0	0	2.500	2.119	MON	6,509	0	12/03/2020	10/01/2050
3133KK-AH-2	FHLMC Pool RA3608 MBS			4	.1.A	2,895,542	105.6710	2,900,239	2,744,590	2,894,805	0	(737)	0	0	2.500	(0.304)	MON	5,718	17,154	09/25/2020	09/01/2050
3133KK-D6-3	FHLMC Pool RA3725 MBS			4	.1.A	2,958,740	103.9710	2,972,435	2,858,902	2,957,405	0	(1,335)	0	0	2.000	0.210	MON	4,765	14,295	09/21/2020	10/01/2050
3133KK-ND-7	FHLMC Pool RA3988 MBS			4	.1.A	757,039	105.6500	757,781	717,254	756,925	0	(114)	0	0	2.500	2.105	MON	1,494	0	12/10/2020	11/01/2050
3136AN-GF-8	FNMA FNIR 2015-22 HT RMBS			4	.1.A	301,031	108.3220	313,211	289,149	297,096	0	1,790	0	0	3.000	2.679	MON	723	8,675	04/09/2015	04/25/2045
3138A2-BO-1	FNMA Pool AH0946 MBS			4	.1.A	104,933	109.6470	109,463	99,832	104,474	0	33	0	0	4.000	2.769	MON	333	3,993	06/11/2013	12/01/2040
3138AP-DP-0	FNMA Pool AI9109 MBS			4	.1.A	1,876,389	112.6370	1,958,369	1,738,655	1,869,032	0	6,003	0	0	4.000	0.913	MON	5,796	69,546	05/15/2012	05/01/2042
3138AT-CX-6	FNMA Pool AJ1885 MBS			4	.1.A	6,572	108.7640	6,750	6,207	6,545	0	19	0	0	3.000	1.360	MON	16	186	12/10/2012	03/01/2042
3138AIW-EN-9	FNMA Pool AJ4640 MBS			4	.1.A	138,733	109.3630	143,748	131,442	138,297	0	224	0	0	4.000	2.139	MON	438	5,258	06/10/2013	10/01/2041
3138E9-YH-7	FNMA Pool AK5211 MBS			4	.1.A	650,259	106.1580	656,359	618,282	642,185	0	4,311	0	0	3.000	0.467	MON	1,546	18,549	05/15/2012	04/01/2027
3138EE-TJ-2	FNMA Pool AK9896 MBS			4	.1.A	515,241	108.7570	525,158	482,873	511,516	0	(278)	0	0	3.500	2.303	MON	1,408	16,901	09/04/2012	07/01/2042
3138EN-LE-7	FNMA Pool AL5724 MBS			4	.1.A	585,488	110.5450	600,360	538,225	583,732	0	402	0	0	4.500	0.889	MON	2,018	24,220	01/14/2016	10/01/2044
3138EN-QA-0	FNMA Pool AI5848 MBS			4	.1.A	896,296	110.3500	963,547	873,171	895,374	0	(338)	0	0	4.000	3.466	MON	2,911	34,927	09/06/2018	09/01/2044
3138EP-YR-9	FNMA Pool AL7019 MBS			4	.1.A	660,900	108.3130	701,805	647,942	660,340	0	(224)	0	0	3.500	3.080	MON	2,911	34,927	04/01/2019	11/01/2042
3138EQ-KB-4	FNMA Pool AL7518 MBS			4	.1.A	555,689	109.2840	569,215	520,857	553,692	0	(483)	0	0	3.500	2.337	MON	1,519	18,230	07/21/2016	10/01/2045
3138ER-FX-3	FNMA Pool AL9181 MBS			4	.1.A	1,588,549	108.3330	1,680,971	1,533,210	1,586,203	0	511	0	0	3.000	1.396	MON	3,833	45,996	11/04/2016	10/01/2046
3138M4-E3-2	FNMA Pool AP1053 MBS			4	.1.A	593,556	108.7570	604,894	556,187	590,923	0	1,361	0	0	3.500	1.553	MON	1,622	19,467	09/04/2012	07/01/2042
3138M4-TC-6	FNMA Pool AP1446 MBS			4	.1.A	409,493	109.3560	418,571	382,760	407,077	0	366	0	0	3.500	1.951	MON	1,116	13,396	09/05/2012	08/01/2042
3138M7-6J-9	FNMA Pool AP4472 MBS			4	.1.A	89,206	109.3560	91,438	83,614	88,579	0	(55)	0	0	3.500	2.286	MON	244	2,927	09/06/2012	08/01/2042
3138M9-3C-3	FNMA Pool AP6194 MBS			4	.1.A	195,676	109.4080	199,614	182,449	194,987	0	725	0	0	3.500	(0.290)	MON	532	6,386	09/05/2012	08/01/2042
3138M9-VP-3	FNMA Pool AP6021 MBS			4	.1.A	1,225,810	105.8900	1,266,736	1,196,277	1,224,444	0	1,265	0	0	3.000	1.843	MON	2,991	35,888	01/07/2015	04/01/2043
3138M1-VC-7	FNMA Pool AQ4210 MBS			4	.1.A	1,362,124	108.6220	1,401,511	1,293,027	1,356,995	0	2,800	0	0	3.000	1.573	MON	3,233	38,791	12/10/2012	11/01/2042
3138MS-AA-1	FNMA Pool AQ9926 MBS			4	.1.A	448,289	108.5370	462,634	426,245	445,950	0	18	0	0	3.000	2.061	MON	1,066	12,787	12/17/2012	12/01/2042
3138NI-YS-3	FNMA Pool AR0688 MBS			4	.1.A	116,629	106.9840	118,851	111,092	116,392	0	409	0	0	3.000	0.554	MON	278	3,333	12/17/2012	12/01/2042
3138NI-F3-2	FNMA Pool AS2885 MBS			4	.1.A	698,761	109.3210	745,261	681,718	697,996	0	484	0	0							

ANNUAL STATEMENT FOR THE YEAR 2020 OF THE UnitedHealthcare Plan of the River Valley, Inc.

SCHEDULE D - PART 1

Showing All Long-Term BONDS Owned December 31 of Current Year

1	2	Codes			6	7	Fair Value		10	11	Change in Book/Adjusted Carrying Value				Interest				Dates		
		3	4	5			8	9			12	13	14	15	16	17	18	19	20	21	22
CUSIP Identification	Description	C o d e	F o r e i g n	B o n d C h a r	NAIC Designation, NAIC Designation Modifier and SVO Administrative Symbol	Actual Cost	Rate Used to Obtain Fair Value	Fair Value	Par Value	Book/ Adjusted Carrying Value	Unrealized Valuation Increase/ (Decrease)	Current Year's (Amor-tization) Accretion	Current Year's Other-Than-Temporary Impairment Recognized	Total Foreign Exchange Change in Book/ Adjusted Carrying Value	Rate of	Effective Rate of	When Paid	Admitted Amount Due and Accrued	Amount Received During Year	Acquired	Stated Contractual Maturity Date
3138YE-TZ-1	FNMA Pool AV3267 MBS			4	.1.A	459,519		110,7010	410,113	457,876	0	112	0	0	5.000	(0.747)	MON	1,709	20,506	05/19/2015	12/01/2043
3138Y7-D9-0	FNMA Pool AX5527 MBS			4	.1.A	736,131		111,0730	691,508	735,005	0	943	0	0	3.500	(0.017)	MON	2,017	24,203	06/17/2016	06/01/2046
3138YA-FD-2	FNMA Pool AX8263 MBS			4	.1.A	438,409		108,9940	411,651	437,081	0	(297)	0	0	4.000	2.527	MON	1,372	16,466	07/28/2015	12/01/2044
3138YB-DG-5	FNMA Pool AX9102 MBS			4	.1.A	1,022,538		110,5740	1,038,497	939,185	0	(956)	0	0	4.500	2.638	MON	3,522	42,263	09/01/2015	11/01/2044
3138YN-MIS-3	FNMA Pool AY8468 MBS			4	.1.A	1,127,937		109,6930	1,159,716	1,123,863	0	(311)	0	0	4.000	2.525	MON	3,524	42,289	11/05/2015	08/01/2045
3140E0-60-3	FNMA Pool AZ8078 MBS			4	.1.A	155,616		108,7280	162,787	149,720	0	52	0	0	3.500	2.261	MON	437	5,240	10/30/2015	08/01/2045
3140EW-AM-7	FNMA Pool BC1811 MBS			4	.1.A	806,169		108,4990	842,945	776,914	0	710	0	0	3.000	0.555	MON	1,942	23,307	06/16/2016	04/01/2046
3140FO-US-1	FNMA Pool BC5092 MBS			4	.1.A	741,214		109,7890	764,302	696,154	0	1,164	0	0	3.500	0.295	MON	2,030	24,365	06/17/2016	11/01/2043
3140F1-YH-9	FNMA Pool BC6111 MBS			4	.1.A	1,378,384		110,4560	1,417,728	1,375,443	0	1,426	0	0	3.500	(0.598)	MON	3,744	44,923	08/15/2016	06/01/2046
3140F5-DT-7	FNMA Pool BC9113 MBS			4	.1.A	265,792		107,7160	267,415	248,259	0	198	0	0	3.500	(0.126)	MON	724	8,689	08/12/2016	05/01/2046
3140F9-RX-5	FNMA Pool BD2301 MBS			4	.1.A	897,015		107,6260	925,926	860,317	0	267	0	0	3.000	0.619	MON	2,151	25,809	08/05/2016	06/01/2046
3140FX-D8-2	FNMA Pool BF0126 MBS			4	.1.A	1,339,683		110,4930	1,471,914	1,332,138	0	6	0	0	3.500	3.311	MON	3,885	46,625	03/12/2019	07/01/2056
3140FX-GC-0	FNMA Pool BF0194 MBS			4	.1.A	883,562		111,6770	907,210	812,354	0	891,396	0	0	4.500	2.352	MON	3,046	36,556	08/15/2019	07/01/2040
3140GP-4K-1	FNMA Pool BH1725 MBS			4	.1.A	602,872		107,3830	612,904	570,766	0	(195)	0	0	4.000	2.634	MON	1,903	22,831	07/18/2017	06/01/2047
3140J6-GP-6	FNMA Pool BM2005 MBS			4	.1.A	645,136		107,2750	669,726	624,309	0	(252)	0	0	4.000	2.540	MON	2,081	24,972	04/09/2019	12/01/2047
3140J8-MR-1	FNMA Pool BM3967 MBS			4	.1.A	1,058,124		110,3660	1,086,568	984,516	0	(649)	0	0	4.000	2.132	MON	3,282	39,381	08/19/2019	11/01/2046
3140J8-VQ-3	FNMA Pool BM4222 MBS			4	.1.A	2,460,278		106,5090	2,545,455	2,389,889	0	(804)	0	0	3.000	2.267	MON	5,975	71,697	09/23/2019	01/01/2044
3140J9-QR-5	FNMA Pool BM4963 MBS			4	.1.A	769,360		105,4940	792,497	751,224	0	(196)	0	0	3.000	2.393	MON	1,878	22,537	10/11/2019	05/01/2048
3140J9-SN-2	FNMA Pool BM5024 MBS			4	.1.A	858,176		104,7230	878,057	838,460	0	(416)	0	0	3.000	2.465	MON	2,096	23,058	01/07/2020	11/01/2048
3140J9-U8-2	FNMA Pool BM5106 MBS			4	.1.A	1,323,449		110,7570	1,363,450	1,322,117	0	(563)	0	0	4.500	2.824	MON	4,616	55,396	08/14/2019	12/01/2048
3140JA-EM-6	FNMA Pool BM5539 MBS			4	.1.A	1,636,859		113,7440	1,694,253	1,489,535	0	266	0	0	5.000	2.466	MON	6,206	74,477	09/11/2019	01/01/2049
3140JA-FG-8	FNMA Pool BM5566 MBS			4	.1.A	679,026		110,6430	713,716	645,060	0	(298)	0	0	4.500	3.426	MON	2,419	29,028	04/24/2019	02/01/2049
3140JA-ND-6	FNMA Pool BM5787 MBS			4	.1.A	658,736		107,8690	688,417	638,194	0	(176)	0	0	4.000	3.223	MON	2,127	25,528	04/16/2019	08/01/2047
3140JA-PG-7	FNMA Pool BM5822 MBS			4	.1.A	1,027,969		105,1610	1,070,480	1,017,948	0	(90)	0	0	3.000	2.761	MON	2,545	30,538	06/19/2019	11/01/2048
314007-5V-5	FNMA Pool CA0859 MBS			4	.1.A	1,083,094		106,0400	1,115,058	1,051,547	0	(309)	0	0	3.500	2.858	MON	3,067	36,804	07/23/2019	12/01/2047
314004-AJ-9	FNMA Pool CA2708 MBS			4	.1.A	1,061,545		107,1290	1,111,814	1,037,829	0	(180)	0	0	4.000	3.474	MON	3,459	41,513	02/12/2019	05/01/2048
31400B-2E-7	FNMA Pool CA4372 MBS			4	.1.A	406,345		108,4500	408,660	376,818	0	(157)	0	0	4.500	2.760	MON	1,413	7,065	07/24/2020	10/01/2049
31400C-4B-9	FNMA Pool FM2963 MBS			4	.1.A	2,421,526		105,8200	2,427,429	2,293,926	0	(1,460)	0	0	3.000	1.139	MON	5,735	40,144	05/20/2020	02/01/2050
31400E-DS-8	FNMA Pool CA6412 MBS			4	.1.A	3,306,840		105,5070	3,310,480	3,137,699	0	(321)	0	0	2.500	2.111	MON	6,537	0	12/17/2020	07/01/2050
31400E-LU-4	FNMA Pool CA6638 MBS			4	.1.A	3,210,516		105,5610	3,213,800	3,044,496	0	(4,648)	0	0	2.500	0.574	MON	6,343	0	12/01/2020	08/01/2050
31400E-XG-0	FNMA Pool CA6986 MBS			4	.1.A	1,441,965		104,2330	1,448,138	1,389,322	0	(604)	0	0	2.000	0.748	MON	2,316	4,631	10/16/2020	09/01/2050
31400F-5F-2	FNMA Pool CA8045 MBS			4	.1.A	3,370,034		105,6710	3,367,027	3,186,323	0	(343)	0	0	2.500	2.090	MON	6,638	0	12/17/2020	12/01/2050
31400F-A3-3	FNMA Pool CA7225 MBS			4	.1.A	2,363,415		103,9710	2,366,316	2,275,934	0	(869)	0	0	2.000	1.217	MON	3,793	7,586	10/14/2020	10/01/2050
31400F-S2-6	FNMA Pool CA7725 MBS			4	.1.A	3,265,133		105,6520	3,265,492	3,090,793	0	(727)	0	0	2.500	2.099	MON	5,439	0	12/01/2020	11/01/2050
31400F-S4-2	FNMA Pool CA7738 MBS			4	.1.A	3,301,241		105,6520	3,303,071	3,126,361	0	(351)	0	0	2.500	2.102	MON	6,513	0	12/16/2020	11/01/2050
31400G-AU-1	FNMA Pool CA8118 MBS			4	.1.A	3,302,466		103,9710	3,303,537	3,177,357	0	(321)	0	0	2.000	1.724	MON	5,296	0	12/11/2020	12/01/2050
3140X4-DF-0	FNMA Pool FM1001 MBS			4	.1.A	1,029,793		105,7470	1,058,062	1,000,558	0	(244)	0	0	3.500	2.854	MON	2,918	35,019	06/25/2019	11/01/2048
3140X4-DG-6	FNMA Pool FM1010 MBS			4	.1.A	1,184,565		106,0990	1,214,679	1,144,853	0	(407)	0	0	3.500	2.785	MON	3,339	40,070	09/12/2019	07/01/2048
3140X4-PB-6	FNMA Pool FM1317 MBS			4	.1.A	1,663,352		108,1600	1,701,015	1,572,677	0	(731)	0	0	4.000	2.550	MON	5,242	62,907	10/11/2019	10/01/2048
3140X4-TQ-9	FNMA Pool FM1458 MBS			4	.1.A	1,879,770		108,4660	1,935,198	1,784,150	0	452	0	0	4.500	3.271	MON	6,691	80,287	09/18/2019	04/01/2049
3140X6-JH-5	FNMA Pool FM2963 MBS			4	.1.A	2,437,427		106,9750	2,460,204	2,299,799	0	(1,500)	0	0	3.000	1.172	MON	5,750	40,246	05/20/2020	02/01/2050
31410X-VR-4	FNMA Pool 900724 MBS			4	.1.A	822		100,8330	829	820	0	(1)	0	0	5.500	5.455	MON	4	45	09/21/2006	08/01/2021
31412V-AG-3	FNMA Pool 935707 MBS			4	.1.A	85,107		105,0930	83,970	79,901	0	(446)	0	0	5.000	3.257	MON	333	3,995	11/30/2009	11/01/2024
31414F-K9-1	FNMA Pool 964820 MBS			4	.1.A	21,360		104,9800	22,215	21,161	0	(44)	0	0	5.000	4.731	MON	88	1,058	09/09/2008	08/01/2023
31416T-2S-7	FNMA Pool AA9784 MBS			4	.1.A	159,863		105,0510	161,722	153,946	0	(711)	0	0	5.000	4.036	MON	641	7,697	06/30/2009	07/01/2024
31416V-Y6-5	FNMA Pool AB0732 MBS			4	.1.A	319,674		108,4650	326,244	300,781	0	308	0	0	4.000	0.672	MON	1,003	12,031	07/18/2017	06/01/2039
31417A-QE-2	FNMA Pool AB4052 MBS			4	.1.A	658,235		110,0740	679,628	617,427	0	872	0	0	4.000	0.831	MON	2,058	24,697	12/09/2015	12/01/2041
31417G-TY-2	FNMA Pool AB9566 MBS			4	.1.A	1,444,075		106,6100	1,502,444	1,409,283	0	1,436	0	0	3.000	1.784	MON	3,523	42,278	01/07/2015	06/01/2043
31418B-66-6	FNMA Pool NA2670 MBS			4	.1.A	591,216		105,8880	626,123	591,308	0	1	0	0	3.000	2.941	MON	1,478	17,739	03/27/2019	07/01/2046
31418C-V2-7	FNMA Pool MA3332 MBS			4	.1.A	1,088,517		105,9620	1,153,551	1,088,645	0	(61)	0	0	3.500	3.367	MON	3,175	38,102	04/05/2018	04/01/2048
31418C-ZJ-6	FNMA Pool MA3444 MBS			4	.1.A	824,059		108,8210	863,620	793,617	0	25	0	0	4.500	3.620	MON	2,976	35,713	03/18/2019	08/01/2048
31418D-CB-6	FNMA Pool MA3665 MBS			4	.1.A	766,045		108,5010	794,719	732,455	0	(70)	0	0	4.500	3.088	MON	2,747	32,960	06/25/2019	05/01/2049
35563P-JF-7	FHLMC SCRT-2019-1 MA RMBS			4	.1.A	1,195,801		108,6550	1,291,880	1,188,976	0	(1,585)	0	0	3.500	3.239	MON	3,468	41,614	03/07/2019	07/25/2058

E10.3

ANNUAL STATEMENT FOR THE YEAR 2020 OF THE UnitedHealthcare Plan of the River Valley, Inc.

SCHEDULE D - PART 1

Showing All Long-Term BONDS Owned December 31 of Current Year

1	2	Codes			6	7	Fair Value		10	11	Change in Book/Adjusted Carrying Value				Interest					Dates	
		3	4	5			8	9			12	13	14	15	16	17	18	19	20	21	22
CUSIP Identification	Description	Code	Rating	Bond Char	NAIC Designation, NAIC Designation Modifier and SVO Administrative Symbol	Actual Cost	Fair Value	Par Value	Book/Adjusted Carrying Value	Unrealized Valuation Increase/(Decrease)	Current Year's (Amortization) Accretion	Current Year's Other-Than-Temporary Impairment Recognized	Total Foreign Exchange Change in Book/Adjusted Carrying Value	Rate of	Effective Rate of	When Paid	Admitted Amount Due and Accrued	Amount Received During Year	Acquired	Stated Contractual Maturity Date	
35563P-JK-6	FHLMC FHLMC 2019-1 M5SD RMBS			4	1.A	1,473,934	1,582,668	1,439,071	1,470,281	0	(1,742)	0	0	4.000	3.792	MON	4,797	57,563	03/07/2019	07/25/2058	
2699999. Subtotal - Bonds - U.S. Special Revenues - Residential Mortgage-Backed Securities						115,547,254	118,662,984	110,658,941	115,393,688	0	(1,050)	0	0	XXX	XXX	XXX	300,120	2,812,124	XXX	XXX	
3137BP-VM-8	FHLMC FHMS K152 A1 CMBS			4	1.A	1,139,666	1,237,700	1,117,383	1,128,796	0	(1,995)	0	0	2.830	2.585	MON	2,635	31,622	06/01/2016	05/25/2030	
2799999. Subtotal - Bonds - U.S. Special Revenues - Commercial Mortgage-Backed Securities						1,139,666	1,237,700	1,117,383	1,128,796	0	(1,995)	0	0	XXX	XXX	XXX	2,635	31,622	XXX	XXX	
3199999. Total - U.S. Special Revenues Bonds						233,910,127	236,091,539	209,486,324	226,236,056	0	(2,024,997)	0	0	XXX	XXX	XXX	1,626,079	7,045,733	XXX	XXX	
00138C-AH-1	AIG GLOBAL FUNDI Corp Note Non Call Prv Plc				1.F FE	196,000	196,392	196,000	196,000	0	0	0	0	0.711	2.795	MJSD	12	2,739	06/20/2018	06/25/2021	
00138C-AQ-1	AIG GLOBAL FUNDI Corp Note Non Call Prv Plc				1.F FE	433,523	434,100	434,000	433,533	0	10	0	0	0.450	0.487	JD	125	0	12/03/2020	12/08/2023	
00138M-AA-4	AIG GLOBAL FUNDI Corp Note Non Call				1.F FE	386,000	385,826	386,000	386,000	0	0	0	0	0.460	0.460	JD	79	0	12/11/2020	12/15/2023	
00206R-KH-4	AT&T INC Corp Note Call MW	1			2.B FE	2,804,498	2,810,578	2,775,000	2,803,851	0	(647)	0	0	2.250	2.141	FA	25,495	0	12/04/2020	02/01/2032	
00206R-MF-6	AT&T INC Corp Note Call MW Prv Plc	2			2.B FE	776,358	797,607	774,000	776,347	0	(11)	0	0	2.550	2.522	JD	1,316	0	12/07/2020	12/01/2033	
00287Y-AQ-2	ABBVIE INC Corp Note Call MW	1			2.B FE	929,588	1,031,329	925,000	928,340	0	(733)	0	0	3.600	3.506	MN	4,348	33,300	03/26/2019	05/14/2025	
00287Y-BX-6	ABBVIE INC Corp Note Call MW	2			2.A FE	563,061	560,915	500,000	562,263	0	(798)	0	0	3.200	1.647	MN	1,778	8,000	11/19/2020	11/21/2029	
00287Y-BZ-1	ABBVIE INC Corp Note Call MW	2			2.A FE	999,278	1,072,560	1,000,000	999,299	0	21	0	0	2.600	2.619	MN	2,889	13,000	11/19/2020	11/21/2024	
015271-AM-1	ALEXANDRIA REAL Corp Note Call MW	2			2.A FE	999,330	1,101,480	1,000,000	999,633	0	111	0	0	4.000	4.013	JJ	18,444	40,000	06/12/2018	01/15/2024	
015271-AR-0	ALEXANDRIA REAL Corp Note Call MW	2			2.A FE	961,701	1,088,776	950,000	960,543	0	(827)	0	0	3.375	3.248	FA	12,113	34,734	07/24/2019	08/15/2031	
025816-CB-3	AMERICAN EXPRESS Corp Note Call	2			1.G FE	699,300	701,330	700,000	699,949	0	354	0	0	3.000	3.052	FA	7,525	21,000	02/19/2020	02/22/2021	
025816-CG-2	AMERICAN EXPRESS Corp Note Call	1			1.G FE	1,594,848	1,606,860	1,600,000	1,596,247	0	989	0	0	2.500	2.569	JJ	16,778	40,000	07/25/2019	07/30/2024	
02665W-DM-0	AMERICAN HONDA F Corp Note MW	1			1.G FE	184,919	186,228	185,000	184,927	0	8	0	0	0.650	0.665	MS	371	0	09/08/2020	09/08/2023	
02665W-DQ-1	AMERICAN HONDA F Corp Note Non Call	1			1.G FE	605,000	605,405	605,000	605,000	0	0	0	0	0.329	0.329	JAJO	398	0	10/19/2020	01/21/2022	
026874-CY-1	AMER INTL GROUP Corp Note MW	2			2.A FE	3,064,590	3,322,680	3,000,000	3,042,212	0	(12,548)	0	0	4.125	3.644	FA	46,750	123,750	03/06/2019	02/15/2024	
03073E-AM-7	ABC-CALL12/17 Corp Note Call MW	2			2.B FE	1,179,996	1,174,739	1,070,000	1,169,520	0	(10,476)	0	0	3.250	0.829	MS	11,592	17,388	07/29/2020	03/01/2025	
031162-CQ-1	AMGEN INC Corp Note Call MW	2			2.A FE	947,293	1,039,395	925,000	943,728	0	(2,549)	0	0	3.200	2.861	MN	4,851	29,600	07/30/2019	11/02/2027	
032654-AL-9	ANALOG DEVICES Corp Note Call	1			2.A FE	115,459	115,052	113,000	115,066	0	(392)	0	0	2.500	0.325	JD	204	1,413	11/02/2020	12/05/2021	
035242-AP-1	ABIBB-CALLO4/18 Corp Note Call MW	2			2.B FE	2,465,725	2,832,150	2,500,000	2,475,899	0	4,214	0	0	3.650	3.861	FA	38,021	91,250	07/09/2018	02/01/2026	
037833-AK-6	APPLE INC Corp Note MW 15BP	2			1.B FE	1,597,870	1,663,061	1,585,000	1,593,145	0	(3,366)	0	0	2.400	2.173	MN	6,129	38,040	07/30/2019	05/03/2023	
037833-BY-5	APPLE INC Corp Note Call MW	2			1.B FE	1,930,666	1,931,096	1,720,000	1,924,851	0	(5,815)	0	0	3.250	0.766	FA	19,876	0	11/06/2020	02/23/2026	
037833-BZ-2	APPLE INC Corp Note Call MW	2			1.B FE	1,037,161	1,135,462	1,040,000	1,038,327	0	276	0	0	2.450	2.481	FA	10,404	25,480	07/28/2016	08/04/2026	
053332-AX-0	AUTOZONE INC Corp Note Call MW	2			2.B FE	1,570,448	1,695,771	1,575,000	1,571,922	0	874	0	0	3.125	3.188	AO	9,980	49,219	04/04/2019	04/18/2024	
05348E-AR-0	AVALONBAY COMMUN Corp Note Call	2			1.G FE	848,331	1,044,270	855,000	853,390	0	699	0	0	2.850	2.939	MS	7,175	24,368	12/05/2012	03/15/2023	
05565E-AV-7	BMW US CAP LLC Corp Note Non Call Prv Plc	1			1.F FE	376,000	376,267	376,000	376,000	0	0	0	0	0.634	2.749	JAJO	530	6,690	04/05/2018	04/12/2021	
05565E-BD-6	BMW US CAP LLC Corp Note Non Call Prv Plc	1			1.F FE	428,000	429,040	428,000	428,000	0	0	0	0	0.714	2.838	FMAN	416	6,833	08/07/2018	08/13/2021	
06051G-FX-2	BANK OF AMER CRP Corp Note MW	2			1.G FE	1,281,592	1,474,057	1,300,000	1,288,586	0	1,921	0	0	3.500	3.684	AO	9,100	45,500	03/06/2017	04/19/2026	
06051G-FZ-7	BANK OF AMER CRP Corp Note Call MW	2			1.G FE	408,528	407,216	400,000	406,843	0	(1,685)	0	0	2.503	0.365	AO	1,947	0	10/19/2020	10/21/2022	
06051G-HB-8	BANK OF AMER CRP Corp Note Call	2			1.F FE	3,296,564	3,301,353	3,280,000	3,296,194	0	(370)	0	0	0.995	0.870	FMAN	5,166	0	11/24/2020	02/05/2026	
06051G-HH-5	BANK OF AMER CRP Corp Note Call	2			1.F FE	1,945,309	1,962,016	1,939,000	1,944,682	0	(627)	0	0	3.499	2.710	MN	8,292	51,260	12/15/2020	05/17/2022	
06051G-HR-3	BANK OF AMER CRP Corp Note Call MW	2			1.F FE	1,567,779	1,688,136	1,550,000	1,561,792	0	(3,450)	0	0	3.458	3.206	MS	15,782	53,599	03/26/2019	03/15/2025	
06051G-HV-4	BANK OF AMER CRP Corp Note Call MW	2			1.G FE	1,390,000	1,558,148	1,390,000	1,390,000	0	0	0	0	3.194	3.194	JJ	44,397	0	07/18/2019	07/23/2030	
06051G-JD-2	BANK OF AMER CRP Corp Note Call MW	1			1.F FE	2,315,000	2,365,930	2,315,000	2,315,000	0	0	0	0	1.319	1.319	JD	1,018	15,267	06/16/2020	06/19/2026	
06051G-JF-7	BANK OF AMER CRP Corp Note Call MW	1			1.G FE	597,357	596,272	590,000	597,136	0	(221)	0	0	1.898	1.760	JJ	4,915	0	09/01/2020	07/23/2031	
07330M-AA-5	BRANCH BK & TR Corp Note Call	2			1.G FE	1,074,351	1,115,354	1,035,000	1,059,549	0	(3,819)	0	0	3.800	3.343	AO	6,664	39,330	11/28/2016	10/30/2026	
07330M-AQ-8	BRANCH BK & TR Corp Note Call	2			1.F FE	1,045,531	1,042,062	1,020,000	1,042,625	0	(2,905)	0	0	2.625	0.297	JJ	12,346	0	11/13/2020	01/15/2022	
07330M-AT-2	BRANCH BK & TR Corp Note Call	2			1.F FE	2,795,240	2,968,644	2,800,000	2,796,217	0	913	0	0	2.150	2.186	JD	4,181	60,200	12/03/2019	12/06/2024	
10373Q-AE-0	BP CAP MKTS AMER Corp Note Call	2			1.F FE	639,400	687,321	575,000	630,244	0	(6,447)	0	0	4.234	2.819	MN	3,719	24,346	07/24/2019	11/06/2028	
110122-OP-1	BRI-STOL-MYERS Corp Note Call MW	1			1.F FE	962,813	1,077,190	925,000	961,074	0	(1,739)	0	0	3.400	2.870	JJ	13,541	15,725	07/17/2020	07/26/2029	
110122-DT-2	BRI-STOL-MYERS Corp Note Call	2			1.F FE	750,000	751,388	750,000	750,000	0	0	0	0	0.537	0.537	MN	537	0	11/09/2020	11/13/2023	
12189L-AL-5	BURLINGTON NORTH Corp Note Call MW 20BP	2			1.E FE	628,236	603,930	605,000	628,544	0	(692)	0	0	3.050	0.290	MS	6,511	0	12/15/2020	09/01/2022	
125523-CL-2	CIGNA CORP Corp Note Call MW	1			2.B FE	636,948	639,900	600,000	636,706	0	(242)	0	0	2.400	1.661	MS	4,240	0	12/07/2020	03/15/2030	
12589E-BO-2	CMS ENERGY Corp Note Call MW	2			2.B FE	677,430	750,428	680,000	678,530	0	249	0	0	3.000	3.044	MN	2,607	20,400	05/02/2016	05/15/2026	
126650-CV-0	CVS HEALTH CORP Corp Note Call MW	2			2.B FE	1,626,361	1,686,494	1,575,000	1,606,254	0	(14,275)	0	0	3.700	2.723	MS	18,130	58,275	07/30/2019	03/09/2023	
126650-CX-6	CVS HEALTH CORP Corp Note Call MW	2			2.B FE	3,099,435	3,412,272	2,865,000	3,102,190	0	(245)	0	0	4.300	2.924	MS	32,852	60,845	12/09/2020	03/25/2028	

ANNUAL STATEMENT FOR THE YEAR 2020 OF THE UnitedHealthcare Plan of the River Valley, Inc.

SCHEDULE D - PART 1

Showing All Long-Term BONDS Owned December 31 of Current Year

1	2	Codes			6	7	Fair Value		10	11	Change in Book/Adjusted Carrying Value				Interest					Dates	
		3	4	5			8	9			12	13	14	15	16	17	18	19	20	21	22
CUSIP Identification	Description	C o d e	F o r e i g n	B o n d C h a r	NAIC Designation, NAIC Designation Modifier and SVO Administrative Symbol	Actual Cost	Rate Used to Obtain Fair Value	Fair Value	Par Value	Book/ Adjusted Carrying Value	Unrealized Valuation Increase/ (Decrease)	Current Year's (Amor-tization) Accretion	Current Year's Other-Than-Temporary Impairment Recognized	Total Foreign Exchange Change in Book/ Adjusted Carrying Value	Rate of	Effective Rate of	When Paid	Admitted Amount Due and Accrued	Amount Received During Year	Acquired	Stated Contractual Maturity Date
126650-DN-7	CVS HEALTH CORP Corp Note Call MW Call	1		2	B FE	596,076	100.6190	603,714	600,000	596,195	0	119	0	0	1.750	1.822	FA	3,792	0	09/01/2020	08/21/2030
133131-AX-0	CAMDEN PROP TRST Corp Note Call MW	2		1	G FE	970,340	112.6900	1,070,555	950,000	967,718	0	(1,883)	0	0	3.150	2.894	JJ	14,963	31,089	07/30/2019	07/01/2029
144141-DA-3	DUKE ENERGY PROG Corp Note Call MW	2		1	F FE	97,873	101.0240	96,983	96,000	96,498	0	(1,088)	0	0	3.000	1.843	MS	848	2,880	09/24/2019	09/15/2021
144141-DC-9	DUKE ENERGY PROG Corp Note Call MW	2		1	F FE	366,516	102.7860	364,890	355,000	364,760	0	(1,757)	0	0	2.800	0.339	MN	1,270	4,970	10/15/2020	05/15/2022
14448C-AQ-7	CARRIER GLOBAL Corp Note Call MW	2		2	C FE	699,945	106.9280	748,496	700,000	699,950	0	5	0	0	2.722	2.723	FA	7,198	0	12/08/2020	02/15/2030
14912L-5F-4	CATERPILLAR FINL Corp Note Non Call	1		1	F FE	1,862,013	103.7440	1,919,264	1,850,000	1,855,524	0	(3,786)	0	0	2.850	2.634	JD	4,394	52,725	04/16/2019	06/01/2022
149130-2H-1	CATERPILLAR FINL Corp Note Non Call	1		1	F FE	673,503	100.0340	673,229	673,000	673,080	0	(403)	0	0	0.447	2.289	MJSD	142	7,015	12/11/2019	03/15/2021
149130-2P-3	CATERPILLAR FINL Corp Note Non Call	1		1	F FE	95,000	100.1700	95,162	95,000	95,000	0	0	0	0	0.505	2.597	MJSD	33	1,098	09/04/2018	09/07/2021
166756-AF-3	CHEVRON USA INC Corp Note MW	1		1	C FE	288,000	100.2220	288,639	288,000	288,000	0	0	0	0	0.333	0.333	FA	370	0	08/10/2020	08/12/2022
171340-AH-5	CHURCH & DWIGHT Corp Note MW	2		2	A FE	143,571	104.3150	142,912	137,000	142,913	0	(657)	0	0	2.875	1.033	AO	985	0	10/20/2020	10/01/2022
172967-KG-5	CITIGROUP INC Corp Note Non Call	2		2	A FE	3,436,500	113.7680	3,452,859	3,035,000	3,429,881	0	(6,619)	0	0	3.700	1.398	JJ	52,716	0	11/25/2020	01/12/2026
172967-KN-0	CITIGROUP INC Corp Note Non Call	2		2	A FE	550,246	112.8320	603,651	535,000	543,894	0	(1,515)	0	0	3.400	3.060	MN	3,032	18,190	07/25/2016	05/01/2026
172967-KX-8	CITIGROUP INC Corp Note Call	2		2	A FE	1,201,943	101.7270	1,195,292	1,175,000	1,185,984	0	(6,736)	0	0	1.655	3.145	MJSD	1,675	29,175	07/10/2018	09/01/2023
172967-LW-9	CITIGROUP INC Corp Note Call	1		2	A FE	1,215,000	117.3130	1,425,353	1,215,000	1,215,000	0	0	0	0	4.075	4.075	AO	9,352	49,511	04/16/2018	04/23/2029
172967-LZ-2	CITIGROUP INC Corp Note Call MW	2		2	G FE	1,557,946	108.7750	1,637,064	1,505,000	1,536,504	0	(12,377)	0	0	4.044	3.137	JD	5,072	60,862	03/27/2019	06/01/2024
172967-ME-8	CITIGROUP INC Corp Note Call MW	2		2	A FE	639,870	117.6280	705,768	600,000	634,687	0	(3,648)	0	0	3.980	3.175	MS	6,700	23,880	07/23/2019	03/20/2030
17325F-AR-9	CITIBANK NA Corp Note Call	2		2	E FE	250,000	100.2990	250,748	250,000	250,000	0	0	0	0	0.779	2.917	JAJJ	379	4,648	07/16/2018	07/23/2021
17325F-AS-7	CITIBANK NA Corp Note Call MW	2		2	E FE	1,472,994	109.3610	1,613,075	1,475,000	1,473,730	0	385	0	0	3.650	3.680	JJ	23,629	53,838	01/15/2019	01/23/2024
174610-AR-6	CITIZENS FIN GRP Corp Note MW	1		2	A FE	948,081	111.4040	1,058,338	950,000	948,444	0	254	0	0	2.850	2.882	JJ	11,582	27,225	07/22/2019	07/27/2026
20030N-CR-0	COMCAST CORP Corp Note Call MW	2		2	G FE	952,515	110.0540	990,486	900,000	937,017	0	(11,014)	0	0	3.700	2.359	AO	7,030	33,300	07/31/2019	04/15/2024
20030N-CS-8	COMCAST CORP Corp Note Call MW	2		2	G FE	1,986,828	114.9370	2,086,107	1,815,000	1,984,766	0	(2,193)	0	0	3.950	1.788	AO	15,135	25,478	12/07/2020	10/15/2025
20030N-DM-0	COMCAST CORP Corp Note Call MW	2		2	G FE	1,196,232	102.9210	1,235,052	1,200,000	1,196,411	0	179	0	0	1.950	1.983	JJ	10,790	3,055	05/20/2020	01/15/2031
20030N-DN-8	COMCAST CORP Corp Note Call MW	1		2	G FE	587,776	99.3910	587,906	590,000	587,905	0	29	0	0	1.500	1.538	FA	3,098	0	11/06/2020	02/15/2031
205887-CA-8	CONAGRA BRANDS Corp Note Call MW	2		2	C FE	1,276,368	111.9490	1,343,388	1,200,000	1,254,234	0	(15,732)	0	0	4.300	2.834	MN	8,600	51,600	07/30/2019	05/01/2024
20605P-AM-3	CONCHO RES/MIDLA Corp Note Call MW	1		2	C FE	1,164,014	104.8310	1,231,764	1,175,000	1,164,315	0	301	0	0	2.400	2.502	FA	9,948	0	09/02/2020	02/15/2031
209111-FR-9	CON EDISON CO Corp Note Non Call	1		2	G FE	426,000	100.1860	426,792	426,000	426,000	0	0	0	0	0.651	2.735	MJSD	31	5,712	06/21/2018	06/25/2021
224044-CG-0	COX COMMUN INC Corp Note Call MW Prv Plc	2		2	B FE	737,029	112.4720	860,411	765,000	747,480	0	2,695	0	0	3.350	3.799	MS	7,546	25,628	11/17/2016	09/15/2026
233851-DR-2	DAIMLER FINANCE Corp Note MW Prv Plc	2		2	A FE	3,100,651	103.3100	3,202,610	3,100,000	3,100,273	0	(231)	0	0	3.400	3.392	FA	37,768	105,400	03/06/2019	02/22/2022
244199-BJ-3	DEERE & CO Corp Note Call MW	1		1	F FE	1,174,619	114.5310	1,173,943	1,025,000	1,172,423	0	(2,197)	0	0	3.100	1.400	AO	6,708	0	11/06/2020	04/15/2030
24422E-UV-9	JOHN DEERE CAP Corp Note Non Call	1		1	F FE	242,835	100.9030	245,194	243,000	242,964	0	83	0	0	2.300	2.335	JD	373	5,589	06/04/2019	06/07/2021
24422E-VG-1	JOHN DEERE CAP Corp Note Non Call	1		1	F FE	103,978	100.5050	104,525	104,000	103,984	0	6	0	0	0.550	0.560	JJ	329	0	06/01/2020	07/05/2022
24422E-VJ-5	JOHN DEERE CAP Corp Note Non Call	1		1	F FE	146,829	100.5200	147,764	147,000	146,843	0	13	0	0	0.400	0.439	AO	134	0	10/06/2020	10/10/2023
25389J-AU-0	DIGITAL REALTY Corp Note Call MW	2		2	B FE	1,270,563	114.6760	1,433,450	1,250,000	1,267,961	0	(1,867)	0	0	3.600	3.398	JJ	22,500	47,125	07/23/2019	07/01/2029
25466A-AQ-4	DISCOVER BANK Corp Note Call	2		2	B FE	1,544,351	105.7960	1,634,548	1,545,000	1,544,513	0	125	0	0	2.450	2.459	MS	11,461	37,853	09/09/2019	09/12/2024
254687-FK-7	WALT DISNEY CO Corp Note Call MW	2		2	G FE	663,750	104.3240	667,674	640,000	663,322	0	(429)	0	0	1.750	0.717	FA	3,764	0	12/04/2020	08/30/2024
254687-FV-3	WALT DISNEY CO Corp Note MW	1		1	G FE	698,187	104.8540	733,978	700,000	698,390	0	203	0	0	1.750	1.798	JJ	7,758	0	05/11/2020	01/13/2026
254687-FX-9	WALT DISNEY CO Corp Note MW	1		2	A FE	1,104,667	109.6630	1,156,945	1,055,000	1,103,269	0	(1,398)	0	0	2.650	2.133	JJ	17,706	0	09/01/2020	01/13/2031
257375-AN-5	DOMINION ENERGY Corp Note Call MW	2		2	A FE	599,610	107.0830	642,498	600,000	599,692	0	74	0	0	2.500	2.514	MN	1,917	14,750	11/18/2019	11/15/2024
26441Y-AZ-0	DUKE REALTY Corp Note CALL	2		2	A FE	1,214,867	112.1250	1,430,715	1,276,000	1,232,941	0	6,892	0	0	3.250	3.939	JD	1,115	41,470	04/17/2018	06/30/2026
26442C-AW-4	DUKE ENERGY CAR Corp Note MW	2		2	F FE	294,682	104.1810	293,790	282,000	293,672	0	(1,010)	0	0	3.350	0.320	MN	1,207	0	11/17/2020	05/15/2022
26442C-AY-0	DUKE ENERGY CAR Corp Note Call MW	2		2	F FE	1,623,001	107.8760	1,752,985	1,625,000	1,623,250	0	180	0	0	2.450	2.464	FA	15,040	39,923	08/12/2019	08/15/2029
26442U-AJ-3	DUKE ENERGY PROG Corp Note Call	2		2	G FE	68,000	100.0190	68,013	68,000	68,000	0	0	0	0	0.400	0.450	FIAN	33	74	08/17/2020	02/18/2022
26875P-AP-6	EOG RESOURCES IN Corp Note Call MW	2		2	G FE	261,886	116.0860	278,606	240,000	257,188	0	(3,333)	0	0	4.150	2.552	JJ	4,593	9,960	07/30/2019	01/15/2026
26884A-BG-7	ERP OPERATING LP Corp Note Call MW	2		2	G FE	629,879	111.8530	704,674	630,000	629,221	0	104	0	0	3.250	3.271	FA	8,531	20,475	07/31/2017	08/01/2027
26884A-BJ-1	ERP OPERATING LP Corp Note Call MW	2		2	G FE	720,665	113.6600	824,035	725,000	721,774	0	390	0	0	3.500	3.571	MS	8,458	25,375	02/01/2018	03/01/2028
29364G-AL-7	ENTERGY CORP Corp Note Call MW	1		2	B FE	1,140,996	108.1150	1,243,323	1,150,000	1,141,495	0	500	0	0	2.800	2.890	JD	1,431	18,426	05/13/2020	06/15/2030
29364H-BF-4	ENTERGY LA LLC Corp Note Call	2		2	F FE	131,976	100.3420	132,451	132,000	131,977	0	1	0	0	0.620	0.626	MN	84	0	11/17/2020	11/17/2023
29379V-BP-7	ENTERPRISE PRODU Corp Note MW	2		2	A FE	1,259,320	100.2830	1,263,566	1,260,000	1,259,971	0	232	0								

ANNUAL STATEMENT FOR THE YEAR 2020 OF THE UnitedHealthcare Plan of the River Valley, Inc.

SCHEDULE D - PART 1

Showing All Long-Term BONDS Owned December 31 of Current Year

1	2	Codes			6	7	Fair Value		10	11	Change in Book/Adjusted Carrying Value				Interest				Dates		
		3	4	5			8	9			12	13	14	15	16	17	18	19	20	21	22
CUSIP Identification	Description	C o d e	F o r e i g n	B o n d C h a r	NAIC Designation, NAIC Designation Modifier and SVO Administrative Symbol	Actual Cost	Rate Used to Obtain Fair Value	Fair Value	Par Value	Book/ Adjusted Carrying Value	Unrealized Valuation Increase/ (Decrease)	Current Year's (Amor-tization) Accretion	Current Year's Other-Than-Temporary Impairment Recognized	Total Foreign Exchange Change in Book/ Adjusted Carrying Value	Rate of	Effective Rate of	When Paid	Admitted Amount Due and Accrued	Amount Received During Year	Acquired	Stated Contractual Maturity Date
30161N-AU-5	EXELON CORP Corp Note Call MW	2		2	2.B FE	1,620,463	112.6880	1,746,664	1,550,000	1,606,109	0	(10,299)	0	0	3.400	2.628	AO	11,126	52,700	08/02/2019	04/15/2026
30231G-BB-7	EXXON MOBIL CORP Corp Note MW	2		2	1.C FE	154,000	102.9060	158,475	154,000	154,000	0	0	0	0	1.902	1.902	FA	1,098	2,929	08/13/2019	08/16/2022
30231G-BL-5	EXXON MOBIL CORP Corp Note MW	1		1	1.C FE	412,420	102.8790	411,516	400,000	410,925	0	(1,495)	0	0	1.571	0.370	AO	1,327	3,142	09/04/2020	04/15/2023
31428X-BM-7	FEDEX CORP Corp Note Call MW	2		2	2.B FE	796,784	112.1560	897,248	800,000	797,953	0	293	0	0	3.300	3.346	MS	7,773	26,400	01/03/2017	03/15/2027
31428X-BV-7	FEDEX CORP Corp Note Call	2		2	2.B FE	647,829	111.8210	726,837	650,000	648,104	0	191	0	0	3.100	3.139	FA	8,172	20,766	07/22/2019	08/05/2029
316770-BS-7	FIFTH THIRD BANK Corp Note Call	2		2	1.G FE	1,523,719	102.8980	1,569,195	1,525,000	1,524,104	0	385	0	0	1.800	1.829	JJ	11,514	13,725	01/28/2020	01/30/2023
369550-BE-7	GENERAL DYNAMICS Corp Note MW	2		2	1.F FE	294,894	100.9660	293,811	291,000	291,744	0	(2,045)	0	0	3.000	2.280	MN	1,213	8,730	06/11/2019	05/11/2021
375558-BX-0	GILEAD SCIENCES Corp Note Call MW	2		2	2.A FE	734,361	100.8040	740,909	735,000	734,383	0	22	0	0	1.200	1.213	AO	2,230	0	09/23/2020	10/01/2027
38141G-G0-1	GOLDMAN SACHS GP Corp Note Non Call	2		2	2.A FE	1,364,760	102.8180	1,233,816	1,200,000	1,215,820	0	(27,124)	0	0	5.250	2.902	JJ	26,950	63,000	02/10/2015	07/27/2021
38141G-VX-9	GOLDMAN SACHS GP Corp Note Call	2		2	2.A FE	3,270,094	105.1750	3,286,719	3,125,000	3,267,828	0	(2,266)	0	0	1.972	1.170	JAJO	11,128	0	11/24/2020	10/28/2027
38141G-WB-6	GOLDMAN SACHS GP Corp Note Call MW	2		2	2.A FE	797,081	114.1460	896,046	785,000	792,496	0	(1,324)	0	0	3.850	3.642	JJ	13,012	30,223	05/02/2017	01/26/2027
38141G-WO-3	GOLDMAN SACHS GP Corp Note Call MW	2		2	2.A FE	975,000	109.6280	1,068,873	975,000	975,000	0	0	0	0	3.272	3.272	MS	8,153	31,902	09/26/2017	09/29/2025
38141G-WU-4	GOLDMAN SACHS GP Corp Note Non Call	2		2	1.G FE	1,198,632	100.9630	1,211,556	1,200,000	1,199,371	0	297	0	0	0.963	3.106	FIHAN	1,251	21,908	06/04/2018	02/23/2023
38141G-WZ-3	GOLDMAN SACHS GP Corp Note Call MW	2		2	2.A FE	1,929,942	118.6610	2,135,898	1,800,000	1,911,138	0	(13,227)	0	0	4.223	3.669	MN	12,669	76,014	07/22/2019	05/01/2029
38143U-BH-7	GOLDMAN SACHS GP Corp Note Call	2		2	2.A FE	528,145	113.6470	568,235	500,000	515,829	0	(2,950)	0	0	3.750	3.050	FA	6,563	18,750	08/04/2016	02/25/2026
438516-CC-8	HONEYWELL INTL Corp Note Call MW	2		2	1.F FE	800,000	100.1640	801,312	800,000	800,000	0	0	0	0	0.483	0.483	FA	1,417	0	08/17/2020	08/19/2022
44644A-AH-0	HUNTINGTON NATL Corp Note Call MW	1		1	1.G FE	259,088	103.2490	258,123	250,000	258,197	0	(891)	0	0	3.125	0.303	AO	1,953	0	11/12/2020	04/01/2022
454889-AP-1	IND MICH POWER Corp Note Call MW 20BP	2		2	1.G FE	1,392,754	105.2420	1,468,126	1,395,000	1,394,441	0	242	0	0	3.200	3.219	MS	13,144	44,640	03/13/2013	03/15/2023
458140-AW-0	INTEL CORP Corp Note Call MW	2		2	1.E FE	322,647	100.4160	326,352	325,000	324,506	0	1,280	0	0	1.700	2.103	MN	645	5,525	07/15/2019	05/19/2021
458140-BB-5	INTEL CORP Corp Note Call MW	2		2	1.E FE	157,244	102.6210	155,984	152,000	155,755	0	(1,489)	0	0	2.350	0.406	MN	496	1,786	06/25/2020	05/11/2022
46625H-JY-7	JPMORGAN CHASE Corp Note Non Call	2		2	1.G FE	458,451	112.0120	504,054	450,000	453,617	0	(902)	0	0	3.875	3.640	MS	5,377	17,438	02/23/2015	09/10/2024
46625H-KC-3	JPMORGAN CHASE Corp Note Call	2		2	1.F FE	1,056,653	109.5660	1,216,183	1,110,000	1,084,876	0	5,632	0	0	3.125	3.731	JJ	15,224	34,688	07/22/2015	01/23/2025
46647P-AX-4	JPMORGAN CHASE Corp Note Call MW	2		2	1.F FE	3,089,063	122.0380	3,600,121	2,950,000	3,067,040	0	(12,406)	0	0	4.452	3.866	JD	9,485	131,334	03/06/2019	12/05/2029
46647P-BL-9	JPMORGAN CHASE Corp Note Call MW	2		2	1.F FE	1,262,749	107.5600	1,263,830	1,175,000	1,259,791	0	(2,958)	0	0	2.522	1.681	AO	5,680	14,817	08/21/2020	04/22/2031
46647P-BU-9	JPMORGAN CHASE Corp Note Call MW	1		1	1.F FE	987,019	101.0500	985,343	985,000	987,007	0	(12)	0	0	1.764	1.741	MN	2,027	0	12/03/2020	11/19/2031
46849L-SP-7	JACKSON NAT LIFE Corp Note Non Call Prv Plc	2		2	1.F FE	289,698	100.6340	294,858	293,000	292,459	0	1,645	0	0	2.250	2.828	AO	1,135	6,593	04/17/2019	04/29/2021
46849L-TE-1	JACKSON NAT LIFE Corp Note Non Call Prv Plc	2		2	1.F FE	1,873,294	103.2040	1,935,075	1,875,000	1,874,364	0	567	0	0	3.300	3.332	FA	25,781	61,875	01/29/2019	02/01/2022
46849L-TN-1	JACKSON NAT LIFE Corp Note Non Call	2		2	1.F FE	966,000	100.4410	970,260	966,000	966,000	0	0	0	0	0.680	2.150	JAJO	1,601	7,175	01/08/2020	01/06/2023
49271V-AG-5	KEURIG DR PEPPER Corp Note Call MW	2		2	2.B FE	1,602,317	108.7170	1,657,934	1,525,000	1,573,480	0	(20,058)	0	0	4.057	2.633	MN	6,187	61,869	07/18/2019	05/25/2023
49326E-ED-1	KEYCORP Corp Note Non Call	2		2	2.A FE	176,044	101.0520	170,778	169,000	169,811	0	(3,537)	0	0	5.100	2.950	MS	2,322	8,619	03/18/2019	03/24/2021
49456B-AF-8	KINDER MORGAN Corp Note Call MW	2		2	2.B FE	966,349	114.1450	1,055,841	925,000	952,712	0	(6,112)	0	0	4.300	3.517	JD	3,315	39,775	04/03/2019	06/01/2025
49456B-AP-6	KINDER MORGAN Corp Note Call MW	2		2	2.B FE	941,428	117.3710	1,109,156	945,000	942,291	0	317	0	0	4.300	4.347	MS	13,545	40,635	02/22/2018	03/01/2028
534187-BE-8	LINCOLN NATL CRP Corp Note MW	2		2	2.A FE	673,920	109.8540	741,515	675,000	674,504	0	109	0	0	3.350	3.369	MS	7,035	22,613	03/04/2015	03/09/2025
534187-BJ-7	LINCOLN NATL CRP Corp Note Call MW	2		2	2.A FE	973,986	111.6940	1,089,017	975,000	974,087	0	85	0	0	3.050	3.062	JJ	13,712	26,929	08/12/2019	01/15/2030
539830-BH-1	LOCKHEED MARTIN Corp Note Call MW	2		2	1.G FE	3,355,288	113.6410	3,352,410	2,950,000	3,346,798	0	(8,490)	0	0	3.550	0.689	JJ	48,290	0	12/07/2020	01/15/2026
548661-DY-0	LOWE'S COS INC Corp Note Call MW	2		2	2.A FE	1,604,928	101.0750	1,617,200	1,600,000	1,604,899	0	(29)	0	0	1.700	1.665	AO	5,213	0	12/07/2020	10/15/2030
55336V-AG-5	MPLX LP Corp Note Call MW	2		2	2.B FE	1,308,828	114.7780	1,377,336	1,200,000	1,279,997	0	(20,407)	0	0	4.875	2.941	JD	4,875	58,500	02/01/2020	12/01/2024
55336V-AQ-3	MPLX LP Corp Note Call MW	2		2	2.B FE	1,184,182	105.9680	1,255,721	1,185,000	1,184,649	0	152	0	0	3.375	3.389	MS	11,776	39,994	02/05/2018	03/15/2023
55336V-BR-0	MPLX LP Corp Note Call MW	1		1	2.B FE	1,173,520	103.5410	1,216,607	1,175,000	1,173,613	0	94	0	0	1.750	1.774	MS	7,597	0	08/21/2020	03/01/2026
56585A-AG-7	MARATHON PETRO Corp Note Call MW	2		2	2.B FE	1,045,127	109.2180	1,163,172	1,065,000	1,056,117	0	2,196	0	0	3.625	3.869	MS	11,367	38,606	07/23/2015	09/15/2024
571748-BF-8	MARSH & MCLENNAN Corp Note Call MW	2		2	1.G FE	1,272,720	110.3940	1,324,728	1,200,000	1,250,852	0	(15,527)	0	0	3.875	2.455	MS	13,692	46,500	07/30/2019	03/15/2024
571748-BG-6	MARSH & MCLENNAN Corp Note Call MW	2		2	2.A FE	1,836,930	121.7800	2,161,595	1,775,000	1,827,339	0	(5,506)	0	0	4.375	3.940	MS	22,865	77,656	03/06/2019	03/15/2029
57629W-OH-1	MASSMUTUAL GLOBL Corp Note Non Call Prv Plc	2		2	1.B FE	1,846,226	112.5190	2,081,602	1,850,000	1,847,122	0	500	0	0	3.400	3.433	MS	19,744	62,900	03/05/2019	03/08/2026
57629W-CR-9	MASSMUTUAL GLOBL Corp Note Non Call Prv Plc	2		2	1.B FE	790,521	100.1070	790,521	790,000	790,464	0	(57)	0	0	0.370	0.313	JAJO	699	0	11/12/2020	01/07/2022
57629W-CJ-2	MASSMUTUAL GLOBL Corp Note Non Call Prv Plc	2		2	1.B FE	219,870	101.2520	222,754	220,000	219,894	0	24	0	0	0.850	0.870	JD	114	935	06/04/2020	06/09/2030
57629W-CI-8	MASSMUTUAL GLOBL Corp Note Non Call	2		2	1.B FE	1,593,072	100.0260	1,600,416	1,600,000	1,593,220	0	148	0	0	1.550	1.597	AO	5,649	0	10/06/2020	10/09/2030
581557-BE-4	MCKESSON CORP Corp Note Call MW	2		2	2.B FE	527,805	109.7880	570,898	520,000	523,039	0										

ANNUAL STATEMENT FOR THE YEAR 2020 OF THE UnitedHealthcare Plan of the River Valley, Inc.

SCHEDULE D - PART 1

Showing All Long-Term BONDS Owned December 31 of Current Year

1	2	Codes			6	7	Fair Value		10	11	Change in Book/Adjusted Carrying Value				Interest					Dates	
		3	4	5			8	9			12	13	14	15	16	17	18	19	20	21	22
CUSIP Identification	Description	Code	Rate	Bond Char	NAIC Designation, NAIC Designation Modifier and SVO Administrative Symbol	Actual Cost	Rate Used to Obtain Fair Value	Fair Value	Par Value	Book/Adjusted Carrying Value	Unrealized Valuation Increase/(Decrease)	Current Year's (Amortization) Accretion	Current Year's Other Than-Temporary Impairment Recognized	Total Foreign Exchange Change in Book/Adjusted Carrying Value	Rate of	Effective Rate of	When Paid	Admitted Amount Due and Accrued	Amount Received During Year	Acquired	Stated Contractual Maturity Date
617446-80-5	MORGAN STANLEY Corp Note Call MW	2	2.8		.1 F FE	3,275,465	105.6900	3,281,675	3,105,000	3,271,809	0	(3,655)	0	0	2.188	0.917	AO	11,889	0	11/24/2020	04/28/2026
61744Y-AG-3	MORGAN STANLEY Corp Note Call	2	2.8		.2 A FE	1,148,556	101.9630	1,152,182	1,130,000	1,139,154	0	(4,004)	0	0	1.433	3.219	FMAN	2,384	26,478	07/10/2018	05/08/2024
61744Y-AH-1	MORGAN STANLEY Corp Note Non Call	2	2.8		.2 A FE	835,546	103.2900	829,419	803,000	827,847	0	(7,698)	0	0	2.750	0.499	MN	2,576	11,041	07/23/2020	05/19/2022
61744Y-AK-4	MORGAN STANLEY Corp Note Call MW	1	2.8		.2 A FE	715,000	114.2250	816,709	715,000	715,000	0	0	0	0	3.591	3.591	JJ	11,340	25,676	07/22/2020	07/22/2028
61761J-3R-8	MORGAN STANLEY Corp Note MW	2	2.8		.2 A FE	1,044,742	112.0670	1,199,117	1,070,000	1,054,468	0	2,480	0	0	3.125	3.412	JJ	14,304	33,438	11/28/2016	07/27/2026
637639-AA-3	NATIONAL SEGS QL Corp Note MW Prv Plc	2	1.8		.1 B FE	611,730	102.0240	612,144	600,000	610,808	0	(922)	0	0	1.200	0.415	AO	1,360	3,600	10/19/2020	04/23/2023
64952W-CZ-4	NEW YORK LIFE GL Corp Note Non Call PRV PLC	2	1.8		.1 A FE	192,000	100.1610	192,309	192,000	192,000	0	0	0	0	0.552	2.661	FMAN	165	2,763	08/01/2018	08/06/2021
64952W-DE-0	NEW YORK LIFE GL Corp Note Non Call Prv Plc	2	1.8		.1 A FE	95,000	100.0180	95,017	95,000	95,000	0	0	0	0	0.502	3.045	JAJO	86	1,444	01/29/2019	01/28/2021
64952W-DK-6	NEW YORK LIFE GL Corp Note Non Call Prv Plc	2	1.8		.1 A FE	390,000	100.2460	390,959	390,000	390,000	0	0	0	0	0.489	2.246	JAJO	381	6,190	10/15/2019	01/21/2022
64952W-DR-1	NEW YORK LIFE GL Corp Note Non Call Prv Plc	2	1.8		.1 A FE	704,866	100.3000	707,115	705,000	704,894	0	28	0	0	0.400	0.409	MS	791	470	07/13/2020	09/20/2022
651639-AY-2	NEWMONT CORP Corp Note Call MW	1	2.8		.2 A FE	897,286	105.3630	895,586	850,000	895,586	0	(1,689)	0	0	2.250	1.638	AO	4,781	10,253	08/12/2020	10/01/2030
65339K-AS-9	NEXTERA ENERGY Corp Note Non Call	2	2.8		.2 A FE	680,920	101.3870	679,293	670,000	677,005	0	(3,834)	0	0	2.403	0.818	MS	5,367	10,129	08/24/2020	09/01/2021
654730-BE-2	NI-CALLO7/18 Corp Note Call	2	2.8		.2 B FE	1,558,177	113.5080	1,776,400	1,565,000	1,559,507	0	756	0	0	3.490	3.552	MN	6,979	54,619	04/05/2019	05/15/2027
655844-BS-6	NORFOLK SOUTHERN Corp Note Call MW	2	2.8		.2 A FE	991,637	110.7100	1,101,565	995,000	993,055	0	324	0	0	2.900	2.939	JD	1,282	28,855	05/31/2016	06/15/2026
655844-BZ-0	NORFOLK SOUTHERN Corp Note Call MW	2	2.8		.2 A FE	649,638	117.3070	703,842	600,000	642,428	0	(5,147)	0	0	3.800	2.730	FA	9,500	22,800	07/29/2019	08/01/2028
67103H-AH-0	O'REILLY AUTOMOT Corp Note Call MW	2	2.8		.2 B FE	1,913,531	117.7090	2,207,044	1,875,000	1,908,561	0	(3,553)	0	0	3.900	3.641	JD	73,125	6,094	07/26/2019	06/01/2029
68389J-BR-5	ORACLE CORP Corp Note Call MW	2	1.8		.1 G FE	949,373	104.7280	994,916	950,000	949,765	0	107	0	0	2.625	2.637	FA	9,421	24,938	11/07/2017	02/15/2023
693475-AP-0	PNC FINANCIAL Corp Note Call	2	2.8		.2 A FE	1,554,165	110.8360	1,662,540	1,500,000	1,521,290	0	(6,111)	0	0	3.900	3.434	AO	10,075	58,500	02/23/2015	04/29/2024
693475-AW-5	PNC FINANCIAL Corp Note Call	2	1.8		.1 G FE	1,422,176	115.2960	1,527,672	1,325,000	1,411,880	0	(9,598)	0	0	3.450	2.545	AO	8,635	45,713	12/03/2019	04/23/2029
693475-AX-3	PNC FINANCIAL Corp Note Call	2	1.8		.1 G FE	1,197,708	109.8390	1,318,068	1,200,000	1,198,146	0	306	0	0	2.600	2.630	JJ	13,693	31,200	07/18/2019	07/23/2026
69353R-FR-4	PNC BANK NA Corp Note Call	2	1.8		.1 F FE	250,793	100.2970	250,743	250,000	250,759	0	(33)	0	0	0.660	0.340	MJSD	105	0	12/15/2020	12/09/2022
69371R-0J-0	PACCAR FINL CORP Corp Note Non Call	2	1.8		.1 E FE	79,895	99.9660	79,973	80,000	79,909	0	14	0	0	0.350	0.394	FA	109	0	08/04/2020	08/11/2023
70450Y-AH-6	PAYPAL HOLDING Corp Note Call MW	2	2.8		.2 A FE	1,048,877	107.2000	1,125,600	1,050,000	1,048,944	0	67	0	0	2.300	2.312	JD	2,013	12,947	05/11/2020	06/01/2030
713448-DX-3	PEPSICO INC Corp Note Call MW	2	1.8		.1 E FE	974,795	100.3620	980,537	977,000	976,636	0	1,260	0	0	2.000	2.132	AO	4,125	19,540	07/15/2019	04/05/2021
718549-AF-5	PHILLIPS 66 PTNR Corp Note Call	2	2.8		.2 C FE	963,421	108.5270	1,053,207	970,000	965,104	0	585	0	0	3.750	3.831	MS	12,125	36,375	01/24/2018	03/01/2028
737415-AL-3	Post Apartment Homes Corp Note Call MW 25BP	2	2.8		.2 A FE	1,799,496	104.3860	1,878,948	1,800,000	1,799,899	0	50	0	0	3.375	3.378	JD	5,063	60,750	11/02/2012	12/01/2022
74153W-CH-0	PRICOA GLOB FUND Corp Note Non Call Prv Plc	2	1.8		.1 D FE	1,353,089	100.7520	1,365,190	1,355,000	1,354,831	0	396	0	0	2.200	2.230	JD	2,319	29,810	05/26/2016	06/03/2021
74251V-AS-1	PRINCIPAL FINL Corp Note Call MW	1	1.8		.1 G FE	572,223	104.6330	601,640	575,000	572,362	0	139	0	0	2.125	2.179	JD	543	6,211	06/09/2020	06/15/2030
74256L-AW-9	PRINCIPAL LIFE II Corp Note Non Call Prv Plc	2	1.8		.1 E FE	1,260,382	101.8770	1,283,650	1,260,000	1,262,623	0	234	0	0	2.375	2.136	MN	3,325	27,847	11/16/2020	11/21/2021
74256L-BE-8	PRINCIPAL LIFE II Corp Note Non Call Prv Plc	2	1.8		.1 E FE	330,000	100.0650	330,215	330,000	330,000	0	0	0	0	0.558	2.945	MJSD	153	4,522	03/04/2019	03/02/2021
74256L-ED-7	PRINCIPAL LIFE II Corp Note Non Call Prv Plc	2	1.8		.1 E FE	509,541	102.0260	520,333	510,000	509,635	0	94	0	0	1.250	1.281	MN	885	3,064	05/11/2020	05/11/2023
74256L-EJ-4	PRINCIPAL LIFE II Corp Note Non Call Prv Plc	2	1.8		.1 E FE	2,448,065	100.2470	2,456,052	2,450,000	2,448,104	0	39	0	0	0.500	0.526	JJ	783	0	12/01/2020	01/08/2024
74368C-AL-8	PROTECTIVE LIFE Corp Note Non Call Prv Plc	2	1.8		.1 E FE	350,000	100.2430	350,851	350,000	350,000	0	0	0	0	0.771	2.856	MJSD	22	5,275	06/21/2018	06/28/2021
74368C-AZ-7	PROTECTIVE LIFE Corp Note Non Call	2	1.8		.1 E FE	231,000	100.6200	232,432	231,000	231,000	0	0	0	0	0.631	0.631	AO	316	0	10/05/2020	10/13/2023
74456Q-BY-1	PUBLIC SERVICE Corp Note Call MW	2	1.8		.1 F FE	1,294,917	114.1440	1,483,872	1,300,000	1,295,651	0	446	0	0	3.200	3.316	MN	5,316	41,600	05/06/2019	05/15/2029
75513E-AD-3	RAYTHEON TECH Corp Note Call MW	2	2.8		.2 A FE	1,583,745	106.2930	1,594,395	1,500,000	1,583,246	0	(499)	0	0	2.250	1.602	JJ	20,906	0	12/07/2020	07/01/2030
756109-AS-3	REALTY INCOME Corp Note Call MW	2	1.8		.1 G FE	498,289	110.7560	509,318	505,000	500,783	0	625	0	0	3.000	3.153	JJ	6,986	15,150	10/04/2016	01/15/2027
756109-AW-4	REALTY INCOME Corp Note Call MW	2	1.8		.1 G FE	639,769	112.1770	701,106	625,000	637,840	0	(1,362)	0	0	3.250	2.966	JD	903	20,313	07/24/2019	06/15/2029
75884R-AV-5	REGENCY CENTERS Corp Note Call MW	2	2.8		.2 A FE	960,261	110.0150	1,017,639	925,000	953,898	0	(4,473)	0	0	3.600	3.011	FA	13,875	33,300	07/23/2019	02/01/2027
75884R-AX-1	REGENCY CENTERS Corp Note Call MW	2	2.8		.2 A FE	514,161	114.1210	587,723	515,000	514,366	0	74	0	0	4.125	4.145	MS	6,255	21,244	02/28/2018	03/15/2028
776743-AC-0	ROPER TECHNOLOGI Corp Note Call MW	2	2.8		.2 A FE	291,034	102.1480	289,079	283,000	288,660	0	(2,374)	0	0	2.800	0.493	JD	352	3,962	08/18/2020	12/15/2021
800513-AV-7	CHARLES SCHWAB Corp Note Call	2	1.8		.1 F FE	876,849	100.0920	876,806	876,000	876,098	0	(343)	0	0	0.533	2.610	FMAN	505	12,196	08/31/2018	05/21/2021
842587-CV-7	SOUTHERN CO Corp Note Call MW	2	2.8		.2 B FE	1,615,432	112.2330	1,778,893	1,585,000	1,609,460	0	(4,244)	0	0	3.250	2.931	JJ	25,756	51,513	07/25/2019	07/01/2026
857477-AW-3	STATE STREET CRP Corp Note Non Call	2	1.8		.1 F FE	998,600	110.1560	1,101,560	1,000,000	999,201	0	136	0	0	2.650	2.666	MN	3,092	26,500	05/16/2016	05/19/2026
86765B-AN-9	SUNOCO LOGISTICS Corp Note Call MW	2	2.8		.2 C FE	959,728	108.3090	1,050,597	970,000	963,959	0	1,696	0	0	4.250	4.458	AO	10,306	41,225	06/12/2018	04/01/2024
86765B-AR-0	SUNOCO LOGISTICS Corp Note Call MW	2	2.8		.2 C FE	527,355	100.6280	503,140	500,000	500,849	0	(6,810)	0	0	4.400	3.002	AO	5,500	22,000	11/30/2016	04/01/2021
86765B-AT-6	SUNOCO LOGISTICS Corp Note Call MW	2	2.8		.2 C FE	319,027	109.6240	350,797	320,000	319,416	0	93									

ANNUAL STATEMENT FOR THE YEAR 2020 OF THE UnitedHealthcare Plan of the River Valley, Inc.

SCHEDULE D - PART 1

Showing All Long-Term BONDS Owned December 31 of Current Year

1	2	Codes			6	7	Fair Value		10	11	Change in Book/Adjusted Carrying Value				Interest				Dates		
		3	4	5			8	9			12	13	14	15	16	17	18	19	20	21	22
CUSIP Identification	Description	Code	Rating	Bond Char	NAIC Designation, NAIC Designation Modifier and SVO Administrative Symbol	Actual Cost	Rate Used to Obtain Fair Value	Fair Value	Par Value	Book/Adjusted Carrying Value	Unrealized Valuation Increase/(Decrease)	Current Year's (Amortization) Accretion	Current Year's Other-Than-Temporary Impairment Recognized	Total Foreign Exchange Change in Book/Adjusted Carrying Value	Rate of	Effective Rate of	When Paid	Admitted Amount Due and Accrued	Amount Received During Year	Acquired	Stated Contractual Maturity Date
90331H-PG-2	US BANK NA OHIO Corp Note Call			2	.1 D FE	655,920		100,541.0	655,527	652,000		655,835			0.630	0.317	MJSD	263		12/15/2020	12/09/2022
90331H-PJ-6	US BANK NA OHIO Corp Note Call			2	.1 D FE	4,958,264		101,545.0	4,960,000	4,960,000		4,959,077			1.800	1.818	JJ	39,680	44,640	01/16/2020	01/21/2022
90781B-FB-9	UNION PAC CORP Corp Note Call MW			2	.2 A FE	1,848,576		116,107.0	2,147,980	1,850,000		1,848,841			3.700	3.709	MS	22,817	68,450	03/06/2019	03/01/2029
91159H-HN-3	US BANCORP Corp Note Call			2	.1 E FE	1,310,338		108,482.0	1,431,962	1,320,000		1,314,341			2.375	2.458	JJ	13,846	31,350	07/19/2016	07/22/2026
92343V-ER-1	VERIZON COMM INC Corp Note MW			2	.2 A FE	508,000		120,449.0	611,881	508,000		508,000			4.329	4.329	MS	6,109	21,991	10/22/2018	09/21/2028
92343V-ES-9	VERIZON COMM INC Corp Note Call MW			2	.2 A FE	3,053,172		117,817.0	3,593,419	3,050,000		3,052,763			3.875	3.862	FA	46,947	118,188	03/06/2019	02/08/2029
927804-FK-5	VIRGINIA EL&PWIR Corp Note Call MW			1	.2 A FE	267,182		102,070.0	265,382	260,000		264,916			2.950	0.543	JJ	3,537		08/18/2020	01/15/2022
927804-GB-4	VIRGINIA EL&PWIR Corp Note Call MW			2	.1 F FE	649,773		112,576.0	731,744	650,000		649,804			2.875	2.879	JJ	8,617	18,947	07/08/2019	07/15/2029
928668-AW-2	VOLKSWAGEN GRP Corp Note Non Call Prv Plc				.2 A FE	259,000		100,513.0	259,000	259,000		259,000			1.098	2.995	MJSD	63	4,670	09/19/2019	09/24/2021
928668-BC-5	VOLKSWAGEN GRP Corp Note MW Prv Plc			1	.2 A FE	372,074		103,191.0	371,488	360,000		371,090			2.900	0.629	MN	1,392		11/16/2020	05/13/2022
931142-EE-9	WALMART INC Corp Note Call MW			2	.1 C FE	1,762,395		117,810.0	1,767,150	1,500,000		1,758,242			3.700	1.207	JD	771	27,750	11/16/2020	06/26/2028
931142-EH-2	WALMART INC Corp Note Non Call				.1 C FE	492,000		100,096.0	492,472	492,000		492,000			0.475	2.565	MJSD	58	5,712	06/20/2018	06/23/2021
931142-EM-1	WALMART INC Corp Note Call MW			2	.1 C FE	1,169,792		112,610.0	1,171,144	1,040,000		1,166,508			3.050	0.729	JJ	15,243		11/06/2020	07/08/2026
949746-RS-2	WELLS FARGO CO Corp Note Non Call				.2 A FE	1,578,336		100,339.0	1,580,373	1,585,000		1,584,413			2.500	2.719	MS	39,625	39,625	03/19/2020	03/04/2021
94974B-FC-9	WELLS FARGO CO Corp Note Non Call				.2 A FE	1,886,236		103,691.0	1,913,099	1,845,000		1,861,964			3.900	2.704	MS	20,269	64,575	03/27/2019	03/08/2022
970648-AJ-0	WILLIS NORTH AME Corp Note Call MW			2	.2 B FE	538,997		109,562.0	538,201	525,000		538,187			2.950	2.617	MS	4,560	7,744	05/21/2020	09/15/2029
970656-CD-8	WISCONSIN ELECTR Corp Note Call MW			1	.1 G FE	109,062		101,151.0	108,232	107,000		107,820			2.950	1.245	MS	929	1,578	04/22/2020	09/15/2021
06367H-BB-5	BANK OF MONTREAL Corp Note Non Call			A	.1 F FE	2,049,996		105,027.0	2,048,027	1,950,000		2,042,606			1.850	0.734	MN	6,013	18,438	08/21/2020	05/01/2025
064159-MK-9	BANK NOVA SCOTIA Corp Note Non Call			A	.1 F FE	1,871,740		108,869.0	2,003,190	1,840,000		1,860,836			3.400	3.016	FA	24,329	62,560	03/26/2019	02/11/2024
67077H-AD-0	NUTRIEN LTD Corp Note Call MW			A	.2 B FE	1,011,596		108,118.0	1,151,457	1,065,000		1,030,832			3.000	3.826	AO	7,988	31,950	04/10/2018	04/01/2025
78013X-ZU-5	ROYAL BK CANADA Corp Note Non Call			A	.1 F FE	1,946,646		106,971.0	2,085,935	1,950,000		1,947,581			2.550	2.587	JJ	22,791	49,725	07/09/2019	07/16/2024
89114Q-CA-4	TORONTO DOM BANK Corp Note Non Call			A	.1 D FE	1,613,872		107,188.0	1,715,008	1,600,000		1,610,012			2.650	2.459	JD	2,238	42,400	07/30/2019	06/12/2024
89114Q-CH-9	TORONTO DOM BANK Corp Note MW				.1 D FE	1,200,791		102,155.0	1,200,321	1,175,000		1,198,929			1.150	0.684	JD	713	6,756	08/21/2020	06/12/2025
01609H-AT-9	ALIBABA GROUP Corp Note Call MW			D	.2 E FE	3,082,272		111,972.0	3,583,104	3,200,000		3,103,675			3.400	3.900	JD	7,556	108,800	03/06/2019	12/06/2027
055650-CP-1	BP CAPITAL PLC Corp Note MW			D	.1 G FE	1,214,976		109,834.0	1,318,008	1,200,000		1,208,719			3.814	3.565	FA	17,926	45,768	07/09/2018	02/10/2024
05971K-AD-1	BANCO SANTANDER Corp Note Non Call			D	.1 F FE	1,400,000		106,813.0	1,495,382	1,400,000		1,400,000			2.706	2.706	JD	421	37,884	06/20/2019	06/27/2024
404280-BJ-7	HSBC HOLDINGS Corp Note Call			D	.1 F FE	1,110,000		103,370.0	1,147,407	1,110,000		1,110,000			3.262	3.262	MS	10,862	36,208	03/06/2017	03/13/2023
456837-AP-8	ING GROEP NV Corp Note Non Call			D	.1 G FE	1,248,125		109,291.0	1,366,138	1,250,000		1,248,737			3.550	3.583	AO	10,108	44,375	04/02/2019	04/08/2024
456873-AD-0	INGERSOLL-RAND Corp Note Call MW			D	.2 B FE	978,632		117,164.0	1,083,767	925,000		971,572			3.800	3.083	MS	9,764	35,150	07/29/2019	03/21/2029
539439-AP-4	LLOYDS BK GR PLC Corp Note Call			D	.1 G FE	485,000		104,517.0	506,907	485,000		485,000			2.907	2.907	MN	2,115	14,099	10/31/2017	11/07/2023
53944Y-AC-7	LLOYDS BK GR PLC Corp Note Non Call			D	.1 G FE	1,061,368		102,596.0	1,092,647	1,065,000		1,064,208			3.000	3.074	JJ	15,088	31,950	01/04/2017	01/11/2022
65559C-AB-7	NORDEA BANK ABP Corp Note Non Call Prv Plc			D	.1 D FE	1,740,690		99,973.0	1,749,528	1,750,000		1,741,315			0.750	0.859	FA	4,484		08/24/2020	08/25/2025
88032H-AT-3	TENCENT HOLD Corp Note Call MW Prv Plc			D	.2 E FE	599,928		102,351.0	614,106	600,000		599,942			1.810	1.812	JJ	6,275		05/21/2020	01/26/2026
89153V-AT-6	TOTAL CAP INTL Corp Note Call MW			D	.1 D FE	1,509,557		112,086.0	1,513,161	1,350,000		1,503,817			2.829	1.442	JJ	18,141		08/21/2020	01/10/2030
3299999. Subtotal - Bonds - Industrial and Miscellaneous (Unaffiliated) - Issuer Obligations						257,581,275	XXX	272,821,962	252,372,000	256,940,094	0	(400,816)	0	0	XXX	XXX	XXX	2,006,828	5,704,918	XXX	XXX
12433Y-AA-5	BX Trust BX 2020-VKG A CMBS Prv Plc			4	.1 D FM	2,050,000		100,293.0	2,056,007	2,050,000		2,050,000			1.089	1.091	MON	1,054	4,714	09/17/2020	10/15/2037
12598E-AA-0	COMM Mortgage Tr COMM 2020-SBX A CMBS Prv Plc				.1 A FE	2,111,471		103,959.0	2,111,709	2,050,000		2,111,437			1.670	1.051	MON	2,853		12/17/2020	01/10/2038
92858T-AA-4	VLS COMMERCIAL MRTG TRUST VLS 2020-LAB A CMBS PRV PLC			4	.1 A FE	1,725,209		104,322.0	1,747,394	1,675,000		1,724,541			2.130	1.801	MON	2,973	2,973	10/21/2020	10/10/2042
3499999. Subtotal - Bonds - Industrial and Miscellaneous (Unaffiliated) - Commercial Mortgage-Backed Securities						5,886,680	XXX	5,916,110	5,775,000	5,885,978	0	(702)	0	0	XXX	XXX	XXX	6,880	7,687	XXX	XXX
02007R-AC-3	Ally Auto Receiv ALLYA 2019-3 A3 ABS			4	.1 A FE	1,949,945		101,617.0	1,981,532	1,950,000		1,949,953			1.930	1.938	MON	1,673	37,635	09/10/2019	05/15/2024
03065D-AF-4	AmeriCredit Auto AMCAR 2016-3 C ABS			4	.1 A FE	134,412		100,034.0	134,469	134,423		134,423			2.240	2.252	MON	192	3,011	08/02/2016	04/08/2022
03066P-AC-3	AmeriCredit Auto AMCAR 2020-3 A3 ABS			4	.1 A FE	2,399,676		100,294.0	2,407,056	2,399,690		2,399,690			0.530	0.537	MON	459	848	11/17/2020	06/18/2025
05586V-AC-6	BMW Vehicle Leas BMMLT 2019-1 A3 ABS			4	.1 A FE	972,929		100,355.0	976,528	973,073		972,962			2.840	2.863	MON	844	27,635	03/12/2019	11/22/2021
05588C-AC-6	BMW Vehicle Owne BMMOT 20109-A A3 ABS			4	.1 A FE	2,024,728		101,535.0	2,056,084	2,025,000		2,024,856			1.920	1.933	MON	648	38,880	09/10/2019	01/25/2024
12510F-AB-0	CCG Receivables CCG 2019-2 A2 ABS			4	.1 A FE	2,072,454		101,452.0	2,102,758	2,072,663		2,072,540			2.110	2.123	MON	2,065	43,733	11/05/2019	03/15/2027
12597P-AC-2	CNH Equipment Tr CNH 2020-A A3 ABS			4	.1 A FE	739,855		101,461.0	750,811	740,000		739,890			1.160	1.171	MON	382	4,721	05/19/2020	06/16/2025
14314R-AC-6	CarMax Auto Owne CARMX 2017-4 A3 ABS			4	.1 A FE	553,495		100,387.0	564,188	562,013		561,143			2.110	2.867	MON	527	11,858	07/19/2018	10/17/2022
14315F-AD-9	CarMax Auto Owne CARMX 2020-3 A3 ABS			4	.1 A FE	2,799,520		100,644.0	2,818,032	2,800,000		2,799,600			0.620	0.627	MON	772	6,896	07/14/2020	03/17/2025
165183-BY-9	Chesapeake Fundi CFI 1 2019-1A A1 ABS Prv Plc			4	.1 A FE	1,477,656		101,644.0	1,502,172	1,477,876</											

ANNUAL STATEMENT FOR THE YEAR 2020 OF THE UnitedHealthcare Plan of the River Valley, Inc.

SCHEDULE D - PART 1

Showing All Long-Term BONDS Owned December 31 of Current Year

1	2	Codes			6	7	Fair Value		10	11	Change in Book/Adjusted Carrying Value				Interest					Dates	
		3	4	5			8	9			12	13	14	15	16	17	18	19	20	21	22
CUSIP Identification	Description	Code	Rating	Bond Char	NAIC Designation, NAIC Designation Modifier and SVO Administrative Symbol	Actual Cost	Rate Used to Obtain Fair Value	Fair Value	Par Value	Book/ Adjusted Carrying Value	Unrealized Valuation Increase/ (Decrease)	Current Year's (Amortization) Accretion	Current Year's Other-Than-Temporary Impairment Recognized	Total Foreign Exchange Change in Book/ Adjusted Carrying Value	Rate of	Effective Rate of	When Paid	Admitted Amount Due and Accrued	Amount Received During Year	Acquired	Stated Contractual Maturity Date
29373F-AB-0	Enterprise Fleet EFF 2018-2 A2 ABS Prv Plc			4	.1A FE	963,584	100.7010	970,485	963,730	963,644	0	(1)	0	0	3.140	3.166	MON	925	30,261	07/25/2018	02/20/2024
29374A-AB-0	Enterprise Fleet EFF 2019-1 A2 ABS Prv Plc			4	.1A FE	1,067,719	101.7040	1,085,921	1,067,727	1,067,691	0	(10)	0	0	2.980	2.997	MON	972	31,818	03/12/2019	10/22/2024
29374W-AB-2	Enterprise Fleet EFF 2019-3 A2 ABS Prv Plc			4	.1A FE	1,911,112	101.8050	1,945,917	1,911,416	1,911,231	0	100	0	0	2.060	2.076	MON	1,203	39,375	10/22/2019	05/20/2025
31680Y-AB-3	Fifth Third Auto FITAT 2019-1 A2A ABS			4	.1A FE	23,218	100.0900	23,240	23,219	23,219	0	1	0	0	2.660	2.676	MON	27	618	04/30/2019	05/16/2022
34528Q-FY-5	Ford Credit Floo FORDF 2018-1 A1 ABS			4	.1A FE	2,317,440	101.0170	2,353,696	2,330,000	2,327,909	0	4,424	0	0	2.950	3.166	MON	3,055	68,735	07/26/2018	05/15/2023
34528Q-GS-7	Ford Credit Floo FORDF 2019-1 A ABS			4	.1A FE	1,749,749	103.0830	1,803,953	1,750,000	1,749,894	0	85	0	0	2.840	2.862	MON	2,209	49,700	04/02/2019	03/15/2024
34530U-AA-9	Ford Credit Auto FORDR 2016-1 A ABS Prv Plc			4	.1A FE	3,194,131	100.2360	3,257,670	3,250,000	3,246,926	0	36,350	0	0	2.310	3.106	MON	3,337	75,075	03/20/2019	08/15/2027
34533F-AD-3	Ford Credit Auto FORDO 2019-A A3 ABS			4	.1A FE	3,644,387	101.7510	3,708,824	3,645,000	3,644,754	0	208	0	0	2.780	2.802	MON	4,504	101,331	03/19/2019	09/15/2023
34533Y-AE-0	Ford Credit Auto FORDO 2020-C A4 ABS			4	.1A FE	1,599,640	100.6500	1,610,400	1,600,000	1,599,651	0	11	0	0	0.510	0.517	MON	363	567	11/17/2020	08/15/2026
361886-BK-9	General Motors GFORT 2018-2 A1 ABS Prv Plc			4	.1A FE	2,389,968	100.5690	2,403,599	2,390,000	2,389,996	0	13	0	0	3.130	3.151	MON	3,325	74,807	03/21/2018	03/15/2023
36257A-AD-3	GMALT 2019-2 A4 GMALT 2019-2 A3 ABS			4	.1A FE	1,392,209	100.5550	1,399,984	1,392,257	1,392,182	0	(16)	0	0	2.670	2.684	MON	1,136	37,173	04/30/2019	03/21/2022
43813F-AC-7	Honda Auto Recei HAROT 2017-4 A3 ABS			4	.1A FE	19,567	100.1220	19,593	19,569	19,569	0	1	0	0	2.050	2.063	MON	11	401	11/22/2017	11/22/2021
43814U-AG-4	Honda Auto Recei HAROT 2018-2 A3 ABS			4	.1A FE	916,963	100.8370	924,658	916,983	916,963	0	10	0	0	3.010	3.029	MON	997	27,601	05/22/2018	05/18/2022
58770F-AC-6	Mercedes-Benz Au MBALT 2020-A A3 ABS			4	.1A FE	2,424,680	101.4090	2,459,168	2,425,000	2,424,835	0	155	0	0	1.840	1.854	MON	1,983	39,166	01/21/2020	12/15/2022
58772T-AC-4	Mercedes-Benz Au MBALT 2019-A A3 ABS			4	.1A FE	1,030,682	100.4150	1,034,990	1,030,712	1,030,710	0	27	0	0	3.100	3.121	MON	1,420	31,952	01/23/2019	11/15/2021
60700F-AC-7	MMAF Equipment F MMAF 2019-A A2 ABS Prv Plc			4	.1A FE	897,047	100.2500	899,410	899,168	899,137	0	33	0	0	2.840	2.863	MON	1,486	25,480	03/19/2019	01/10/2022
65479N-AD-6	Nissan Auto Leas NALT 2020-A A3 ABS			4	.1A FE	1,829,870	101.5210	1,857,834	1,830,000	1,829,914	0	44	0	0	1.840	1.850	MON	1,497	29,744	01/22/2020	01/17/2023
92868V-AC-3	Volkswagen Auto VWALT 2020-A A3 ABS			4	.1A FE	1,899,642	100.1560	1,902,964	1,900,000	1,899,655	0	13	0	0	0.390	0.399	MON	226	350	11/24/2020	01/22/2024
98162V-AD-1	World Omni Auto WORAT 2019-B A3 ABS			4	.1A FE	2,749,935	101.6890	2,796,448	2,750,000	2,749,934	0	(1)	0	0	2.590	2.604	MON	3,166	71,225	05/07/2019	07/15/2024
68784X-AD-8	OSCAR US Funding OSCAR 2018-2A A3 ABS Prv Plc			D	.1A FE	1,256,498	100.8720	1,267,511	1,256,559	1,256,485	0	(9)	0	0	3.390	3.414	MON	2,485	42,597	07/18/2018	09/12/2022
68784Y-AD-6	OSCAR US Funding OSCAR 2019-1A A3 ABS Prv Plc			D	.1A FE	3,099,930	101.9560	3,160,621	3,100,000	3,099,901	0	(21)	0	0	3.180	3.200	MON	5,751	98,580	03/12/2019	05/10/2023
3599999. Subtotal - Bonds - Industrial and Miscellaneous (Unaffiliated) - Other Loan-Backed and Structured Securities						51,502,641	XXX	52,180,516	51,584,388	51,575,024	0	43,686	0	0	XXX	XXX	XXX	49,571	1,095,222	XXX	XXX
3899999. Total - Industrial and Miscellaneous (Unaffiliated) Bonds						314,970,596	XXX	330,918,588	309,731,388	314,401,096	0	(357,832)	0	0	XXX	XXX	XXX	2,063,279	6,807,827	XXX	XXX
4899999. Total - Hybrid Securities						0	XXX	0	0	0	0	0	0	0	XXX	XXX	XXX	0	0	XXX	XXX
5599999. Total - Parent, Subsidiaries and Affiliates Bonds						0	XXX	0	0	0	0	0	0	0	XXX	XXX	XXX	0	0	XXX	XXX
6099999. Subtotal - SVO Identified Funds						0	XXX	0	0	0	0	0	0	0	XXX	XXX	XXX	0	0	XXX	XXX
6599999. Subtotal - Unaffiliated Bank Loans						0	XXX	0	0	0	0	0	0	0	XXX	XXX	XXX	0	0	XXX	XXX
7699999. Total - Issuer Obligations						519,572,475	XXX	536,886,524	479,022,000	509,053,471	0	(3,689,141)	0	0	XXX	XXX	XXX	4,695,174	12,229,106	XXX	XXX
7799999. Total - Residential Mortgage-Backed Securities						115,547,254	XXX	118,662,984	110,658,941	115,393,688	0	(1,050)	0	0	XXX	XXX	XXX	300,120	2,812,124	XXX	XXX
7899999. Total - Commercial Mortgage-Backed Securities						7,026,346	XXX	7,153,810	6,892,383	7,014,774	0	(2,697)	0	0	XXX	XXX	XXX	9,515	39,309	XXX	XXX
7999999. Total - Other Loan-Backed and Structured Securities						51,502,641	XXX	52,180,516	51,584,388	51,575,024	0	43,686	0	0	XXX	XXX	XXX	49,571	1,095,222	XXX	XXX
8099999. Total - SVO Identified Funds						0	XXX	0	0	0	0	0	0	0	XXX	XXX	XXX	0	0	XXX	XXX
8199999. Total - Affiliated Bank Loans						0	XXX	0	0	0	0	0	0	0	XXX	XXX	XXX	0	0	XXX	XXX
8299999. Total - Unaffiliated Bank Loans						0	XXX	0	0	0	0	0	0	0	XXX	XXX	XXX	0	0	XXX	XXX
8399999 - Total Bonds						693,648,716	XXX	714,883,834	648,157,712	683,036,957	0	(3,649,202)	0	0	XXX	XXX	XXX	5,054,380	16,175,761	XXX	XXX

Book/Adjusted Carrying Value by NAIC Designation Category Footnote:

1A	\$ 284,732,084	1B	\$ 39,760,193	1C	\$ 55,481,277	1D	\$ 49,438,304	1E	\$ 30,014,205	1F	\$ 59,332,268	1G	\$ 46,127,887
2A	\$ 68,826,866	2B	\$ 40,403,386	2C	\$ 8,920,487								
3A	\$ 0	3B	\$ 0	3C	\$ 0								
4A	\$ 0	4B	\$ 0	4C	\$ 0								
5A	\$ 0	5B	\$ 0	5C	\$ 0								
6	\$ 0												

Schedule D - Part 2 - Section 1 - Preferred Stocks Owned

N O N E

Schedule D - Part 2 - Section 2 - Common Stocks Owned

N O N E

ANNUAL STATEMENT FOR THE YEAR 2020 OF THE UnitedHealthcare Plan of the River Valley, Inc.

SCHEDULE D - PART 3

Showing All Long-Term Bonds and Stocks ACQUIRED During Current Year

1	2	3	4	5	6	7	8	9
CUSIP Identification	Description	Foreign	Date Acquired	Name of Vendor	Number of Shares of Stock	Actual Cost	Par Value	Paid for Accrued Interest and Dividends
912828-S2-7	US Treasury Note 1.125% 06/30/21		05/29/2020	CitiGroup		2,020,391	2,000,000	9,457
912828-HE-6	US Treasury Note 2.750% 11/15/23		06/05/2020	Bank New York Mellon		27,105,469	25,000,000	44,837
912828-26-0	US Treasury Note 1.375% 01/31/22		11/13/2020	CitiGroup		1,684,576	1,680,000	6,699
912828-2A-1	US Treasury Note 1.125% 02/28/22		06/29/2020	Various		3,201,065	3,160,000	6,420
912828-ZR-4	US Treasury Note 0.125% 05/31/22		11/13/2020	RBS Securities		1,688,812	1,690,000	975
0599999. Subtotal - Bonds - U.S. Governments						35,700,313	33,510,000	68,388
130630-VQ-8	CALIFORNIA ST GO Non Call 5.000% 11/01/26		09/03/2020	Morgan Stanley		1,267,100	1,000,000	.0
130630-ZL-5	CALIFORNIA ST GO Non Call 5.000% 11/01/27		11/30/2020	Morgan Stanley		6,519,200	5,000,000	20,139
57582R-TH-9	MASSACHUSETTS ST GO Non Call 5.000% 07/01/26		11/24/2020	Morgan Stanley		3,996,974	3,190,000	64,686
57582R-UZ-7	MASSACHUSETTS ST GO Non Call 5.000% 09/01/28		07/10/2020	CitiGroup		4,504,275	3,375,000	62,344
677522-3N-2	OHIO ST GO Non Call 5.000% 09/15/26		06/18/2020	Loop Capital Markets		4,428,935	3,500,000	.0
939740-LV-8	WASHINGTON ST GO Cont Call 5.000% 07/01/29		12/07/2020	Jefferies and Company		1,508,746	1,275,000	27,979
1799999. Subtotal - Bonds - U.S. States, Territories and Possessions						22,225,230	17,340,000	175,148
03667P-GH-9	ANTELOPE VLY CA GO Cont Call 2.818% 08/01/38		02/14/2020	RBC Capital Markets		350,000	350,000	.0
184541-CA-6	CLEAR CREEK TX I GO Non Call 5.000% 02/15/27		12/07/2020	Jefferies and Company		1,810,846	1,415,000	22,404
232769-GV-5	CYPRESS-FAIRBANK GO Non Call 5.000% 02/15/27		10/28/2020	Siebert Brandford Shank		4,929,560	4,000,000	.0
346843-RE-7	FORT BEND TX IND GO Non Call 5.000% 08/15/26		12/07/2020	Jefferies and Company		1,296,670	1,000,000	26,667
588223-TR-6	MIDWAY TX INDEP GO Cont Call 5.000% 08/15/31		02/26/2020	Piper Capital Management		4,731,065	3,555,000	.0
588223-TV-7	MIDWAY TX INDEP GO Cont Call 4.000% 08/15/35		02/26/2020	Piper Capital Management		1,313,960	1,080,000	.0
64966Q-MA-5	NEW YORK NY GO Non Call 5.000% 08/01/26		08/28/2020	CitiGroup		2,470,980	2,000,000	.0
929831-OC-2	WACO TX GO Cont Call 4.000% 02/01/32		02/20/2020	Raymond James & Assoc		3,957,026	3,220,000	.0
2499999. Subtotal - Bonds - U.S. Political Subdivisions of States, Territories and Possessions						20,860,107	16,620,000	49,071
010609-FF-7	ALABAMA ST PUBLI Rev Bond Non Call 5.000% 11/01/27		10/23/2020	Fund Funds II		2,573,200	2,000,000	.0
196711-RZ-0	COLORADO ST COPS Rev Bond Non Call 5.000% 12/15/29		11/18/2020	JP Morgan Chase		3,052,067	2,240,000	52,267
235036-6N-5	DALLAS-FORT WORT Rev Bond MW 1.649% 11/01/26		07/31/2020	Morgan Stanley		150,000	150,000	.0
3131XY-WF-2	FHLMC Pool ZM5146 MBS 4.000% 12/01/47		08/18/2020	DAIWA CAPITAL MARKETS		617,200	573,140	1,146
3133KK-AE-9	FHLMC Pool RA3605 MBS 2.500% 10/01/50		12/03/2020	Merrill Lynch		3,290,700	3,124,121	651
3133KK-AH-2	FHLMC Pool RA3608 MBS 2.500% 09/01/50		09/25/2020	JP Morgan Chase		2,895,542	2,744,590	5,146
3133KK-D6-3	FHLMC Pool RA3725 MBS 2.000% 10/01/50		09/21/2020	Pierpont Securities LLC		2,958,740	2,858,902	3,335
3133KK-ND-7	FHLMC Pool RA3988 MBS 2.500% 11/01/50		12/10/2020	Barclays Group Inc.		717,039	717,254	498
3137EA-EH-5	FHLMC Note Non Call 0.250% 09/08/23		09/02/2020	Various		405,866	406,000	.0
3137EA-EY-1	FHLMC Note Non Call 0.125% 10/16/23		10/14/2020	Wells Fargo		631,635	634,000	.0
3140J9-SN-2	FNMA Pool BM5024 MBS 3.000% 11/01/48		01/07/2020	JP Morgan Chase		858,176	838,460	489
3140QB-2E-7	FNMA Pool CA4372 MBS 4.500% 10/01/49		07/24/2020	Nomura Securities		406,345	376,818	1,225
3140QC-4B-9	FNMA Pool FM2963 MBS 3.000% 02/01/50		05/20/2020	JP Morgan Chase		2,421,526	2,293,926	3,823
3140QE-DS-8	FNMA Pool CA6412 MBS 2.500% 07/01/50		12/17/2020	DAIWA CAPITAL MARKETS		3,306,840	3,137,699	3,704
3140QE-LU-4	FNMA Pool CA6638 MBS 2.500% 08/01/50		12/01/2020	Toronto Dominion Sec		3,210,516	3,044,496	211
3140QE-XQ-0	FNMA Pool CA6986 MBS 2.000% 09/01/50		10/16/2020	JP Morgan Chase		1,441,965	1,389,322	1,389
3140QF-5F-2	FNMA Pool CA8045 MBS 2.500% 12/01/50		12/17/2020	Merrill Lynch		3,370,034	3,186,323	3,762
3140QF-A3-3	FNMA Pool CA7225 MBS 2.000% 10/01/50		10/14/2020	Merrill Lynch		2,363,415	2,275,934	1,770
3140QF-S2-6	FNMA Pool CA7725 MBS 2.500% 11/01/50		12/01/2020	Wells Fargo		3,265,133	3,090,793	215
3140QF-S4-2	FNMA Pool CA7738 MBS 2.500% 11/01/50		12/16/2020	Toronto Dominion Sec		3,301,241	3,126,361	3,474
3140QG-AU-1	FNMA Pool CA8118 MBS 2.000% 12/01/50		12/11/2020	Merrill Lynch		3,302,466	3,177,357	2,295
3140X6-JH-5	FNMA Pool FM2963 MBS 3.000% 02/01/50		05/20/2020	Nomura Securities		2,437,427	2,299,799	3,833
45204E-YA-0	ILLINOIS ST FIN Rev Bond Cont Call 5.000% 07/01/31		11/23/2020	Janney Montgomery, Scott		3,416,821	2,705,000	54,100
64990G-A3-6	NEW YORK ST DORM Rev Bond Non Call 1.919% 07/01/29		02/26/2020	Merrill Lynch		1,500,000	1,500,000	.0
679111-A9-5	OKLAHOMA ST TURN Rev Bond Non Call 5.000% 01/01/28		10/16/2020	JP Morgan Chase		2,844,556	2,200,000	.0
73358W-3P-7	PORT AUTH OF NEW Rev Bond Cont Call 5.000% 11/01/30		02/20/2020	Jefferies and Company		2,835,076	2,150,000	24,188
762315-RD-3	RHODE ISLAND ST Rev Bond Non Call 5.000% 12/01/25		05/22/2020	RBC Capital Markets		1,224,991	1,070,000	.0
762315-RE-1	RHODE ISLAND ST Rev Bond Non Call 5.000% 12/01/26		05/22/2020	RBC Capital Markets		1,157,810	1,000,000	.0
91412H-GG-2	UNIV OF CALIFORN Rev Bond MW Call 1.614% 05/15/30		12/11/2020	Jefferies and Company		1,620,912	1,600,000	2,152
3199999. Subtotal - Bonds - U.S. Special Revenues						61,616,339	55,910,295	169,673
00138C-AQ-1	AIG GLOBAL FUNDI Corp Note Non Call Prv Plc 0.450% 12/08/23		12/03/2020	Merrill Lynch		433,523	434,000	.0
00138M-AA-4	AIG GLOBAL FUNDI Corp Note Non Call 0.460% 12/15/23		12/11/2020	Merrill Lynch		386,000	386,000	.0
00206R-KH-4	AT&T INC Corp Note Call MW 2.250% 02/01/32		12/04/2020	Various		2,804,498	2,775,000	13,942
00206R-WF-6	AT&T INC Corp Note Call MW Prv Plc 2.550% 12/01/33		12/07/2020	Tabable Exchange		776,358	774,000	.0
00287Y-BX-6	ABBVIE INC Corp Note Call MW 3.200% 11/21/29		11/19/2020	Tax Free Exchange		563,061	500,000	7,911
00287Y-BZ-1	ABBVIE INC Corp Note Call MW 2.600% 11/21/24		11/19/2020	Tax Free Exchange		999,278	1,000,000	12,856
02665W-DM-0	AMERICAN HONDA F Corp Note MW 0.650% 09/08/23		09/08/2020	SG Cowen and Company		184,919	185,000	.0
02665W-DD-1	AMERICAN HONDA F Corp Note Non Call 0.329% 01/21/22		10/19/2020	Merrill Lynch		605,000	605,000	.0
03066P-AC-3	AmeriCredit Auto AMCAR 2020-3 A3 ABS 0.530% 06/18/25		11/17/2020	DOMINION Securities		2,399,676	2,400,000	.0
03073E-AM-7	ABC-CALL12/17 Corp Note Call MW 3.250% 03/01/25		07/29/2020	US Bank		1,179,996	1,070,000	14,490
032654-AL-9	ANALOG DEVICES Corp Note MW Call 2.500% 12/05/21		11/02/2020	Toronto Dominion Sec		115,459	113,000	1,169
037833-BY-5	APPLE INC Corp Note Call MW 3.250% 02/23/26		11/06/2020	CitiGroup		1,930,666	1,720,000	11,956

E13

ANNUAL STATEMENT FOR THE YEAR 2020 OF THE UnitedHealthcare Plan of the River Valley, Inc.

SCHEDULE D - PART 3

Showing All Long-Term Bonds and Stocks ACQUIRED During Current Year

1	2	3	4	5	6	7	8	9
CUSIP Identification	Description	Foreign	Date Acquired	Name of Vendor	Number of Shares of Stock	Actual Cost	Par Value	Paid for Accrued Interest and Dividends
06051G-FZ-7	BANK OF AMER CRP Corp Note Call MW 2.503% 10/21/22		10/19/2020	Merrill Lynch		408,528	400,000	.0
06051G-HB-8	BANK OF AMER CRP Corp Note Call 0.995% 02/05/26		11/24/2020	Bank of America Sec		3,296,564	3,280,000	1,994
06051G-HH-5	BANK OF AMER CRP Corp Note Call 3.499% 05/17/22		12/15/2020	Bank of New York		480,309	474,000	1,382
06051G-JD-2	BANK OF AMER CRP Corp Note Call MW 1.319% 06/19/26		06/16/2020	Merrill Lynch		2,315,000	2,315,000	.0
06051G-JF-7	BANK OF AMER CRP Corp Note Call MW 1.898% 07/23/31		09/01/2020	Merrill Lynch		597,357	590,000	1,244
07330N-AQ-8	BRANCH BKG & TR Corp Note Call 2.625% 01/15/22		11/13/2020	Market Axxess		1,045,531	1,020,000	9,074
110122-CP-1	BRISTOL-MYERS Corp Note Call MW 3.400% 07/26/29		07/17/2020	Tax Free Exchange		962,813	925,000	14,939
110122-DT-2	BRISTOL-MYERS Corp Note Call 0.537% 11/13/23		11/09/2020	CitiGroup		750,000	750,000	.0
12189L-AL-5	BURLINGTON NORTH Corp Note Call MW 20BP 3.050% 09/01/22		12/15/2020	Deutsche Bank		629,236	605,000	5,433
12433Y-AA-5	BX Trust BX 2020-VKG A CMBS Prv Plc 1.089% 10/15/37		09/17/2020	CitiGroup		2,050,000	2,050,000	.0
125523-CL-2	CIGNA CORP Corp Note Call MW 2.400% 03/15/30		12/07/2020	CitiGroup		636,948	600,000	3,360
12597P-AC-2	CNH Equipment Tr CNH 2020-A A3 ABS 1.160% 06/16/25		05/19/2020	Merrill Lynch		739,855	740,000	.0
12598E-AA-0	COMM Mortgage Tr COMM 2020-SBX A CMBS Prv Plc 1.670% 01/10/38		12/17/2020	Deutsche Bank		2,111,471	2,050,000	2,758
126650-CX-6	CVS HEALTH CORP Corp Note Call MW 4.300% 03/25/28		12/09/2020	Barclays Group Inc.		1,704,330	1,450,000	13,163
126650-DN-7	CVS HEALTH CORP Corp Note Call MW Call 1.750% 08/21/30		09/01/2020	Morgan Stanley		596,076	600,000	350
14315F-AD-9	CarMax Auto Owne CARMX 2020-3 A3 ABS 0.620% 03/17/25		07/14/2020	Barclays Group Inc.		2,799,520	2,800,000	.0
144141-DC-9	DUKE ENERGY PROG Corp Note Call 2.800% 05/15/22		10/15/2020	Keybank Capital Markets		366,516	355,000	4,252
14448C-AQ-7	CARRIER GLOBAL Corp Note Call MW 2.722% 02/15/30		12/08/2020	Tax Free Exchange		699,945	700,000	5,981
166756-AF-3	CHEVRON USA INC Corp Note MW 0.333% 08/12/22		08/10/2020	CitiGroup		288,000	288,000	.0
171340-AH-5	CHURCH & DWIGHT Corp Note MW 2.875% 10/01/22		10/20/2020	Barclays Group Inc.		143,571	137,000	230
172967-KG-5	CITIGROUP INC Corp Note Non Call 3.700% 01/12/26		11/25/2020	CitiGroup		3,436,500	3,035,000	43,046
20030N-CS-8	COMCAST CORP Corp Note Call MW 3.950% 10/15/25		12/07/2020	US Bank		1,342,622	1,170,000	6,932
20030N-DM-0	COMCAST CORP Corp Note Call MW 1.950% 01/15/31		05/20/2020	RBC Capital Markets		1,196,232	1,200,000	.0
20030N-DN-8	COMCAST CORP Corp Note Call MW 1.500% 02/15/31		11/06/2020	US Bank		587,876	590,000	1,844
20605P-AM-3	CONCHO RES/MIDLA Corp Note Call MW 2.400% 02/15/31		09/02/2020	Goldman Sachs		1,164,014	1,175,000	783
244199-BJ-3	DEERE & CO Corp Note Call MW 3.100% 04/15/30		11/06/2020	BNP Paribas Securities Corp		1,174,619	1,025,000	2,207
24422E-VG-1	JOHN DEERE CAP Corp Note Non Call 0.550% 07/05/22		06/01/2020	HSBC Securities Inc		103,978	104,000	.0
24422E-VJ-5	JOHN DEERE CAP Corp Note Non Call 0.400% 10/10/23		10/06/2020	Mitsubishi Bank LTD		146,829	147,000	.0
254687-FK-7	WALT DISNEY CO Corp Note Call MW 1.750% 08/30/24		12/04/2020	Millennium Advisors		663,750	640,000	3,049
254687-FV-3	WALT DISNEY CO Corp Note MW 1.750% 01/13/26		05/11/2020	Morgan Stanley		698,187	700,000	.0
254687-FX-9	WALT DISNEY CO Corp Note MW 2.650% 01/13/31		09/01/2020	Various		1,104,667	1,055,000	4,696
26442C-AW-4	DUKE ENERGY CAR Corp Note MW 3.350% 05/15/22		11/17/2020	Mitsubishi Bank LTD		294,682	282,000	105
26442U-AJ-3	DUKE ENERGY PROG Corp Note Call 0.400% 02/18/22		08/17/2020	CitiGroup		68,000	68,000	.0
29364G-AL-7	ENTERGY CORP Corp Note Call MW 2.800% 06/15/30		05/13/2020	Goldman Sachs		1,140,996	1,150,000	.0
29364W-BF-4	ENTERGY LA LLC Corp Note Call 0.620% 11/17/23		11/17/2020	Wells Fargo		131,976	132,000	.0
29444U-BK-1	EQUINIX INC Corp Note Call MW 1.000% 09/15/25		09/23/2020	Goldman Sachs Asset Management		1,898,081	1,900,000	.0
30231G-BL-5	EXXON MOBIL CORP Corp Note MW 1.571% 04/15/23		09/04/2020	US Bank		412,420	400,000	2,514
31677Q-BS-7	FIFTH THIRD BANK Corp Note Call 1.800% 01/30/23		01/28/2020	Morgan Stanley		1,523,719	1,525,000	.0
34533Y-AE-0	Ford Credit Auto FORDO 2020-C A4 ABS 0.510% 08/15/26		11/17/2020	Bank of America Sec		1,599,640	1,600,000	.0
375558-BX-0	GILEAD SCIENCES Corp Note Call MW 1.200% 10/01/27		09/23/2020	Barclays Group Inc.		734,361	735,000	.0
38141G-VX-9	GOLDMAN SACHS GP Corp Note Call 1.972% 10/28/27		11/24/2020	Goldman Sachs Asset Management		3,270,094	3,125,000	5,136
438516-CC-8	HONEYWELL INTL Corp Note Call MW 0.483% 08/19/22		08/17/2020	Goldman Sachs		800,000	800,000	.0
44644A-AH-0	HUNTINGTON NATL Corp Note Call MW 3.125% 04/01/22		11/12/2020	Goldman Sachs		259,088	250,000	977
458140-BB-5	INTEL CORP Corp Note Call MW 2.350% 05/11/22		06/25/2020	Cantor Fitzgerald		157,244	152,000	476
46647P-BL-9	JPMORGAN CHASE Corp Note Call MW 2.522% 04/22/31		08/21/2020	JP Morgan Chase		1,262,749	1,175,000	10,125
46647P-BU-9	JPMORGAN CHASE Corp Note Call MW 1.764% 11/19/31		12/03/2020	JP Morgan Chase		987,019	985,000	869
46849L-TN-1	JACKSON NAT LIFE Corp Note Non Call 0.680% 01/06/23		01/08/2020	Goldman Sachs		966,000	966,000	.0
539830-BH-1	LOCKHEED MARTIN Corp Note Call MW 3.550% 01/15/26		12/07/2020	Wells Fargo		3,355,288	2,950,000	37,486
548661-DY-0	LOWE'S COS INC Corp Note Call MW 1.700% 10/15/30		12/07/2020	Goldman Sachs Asset Management		1,604,928	1,604,000	3,551
55336V-BR-0	MPLX LP Corp Note Call MW 1.750% 03/01/26		08/21/2020	RBC Capital Markets		1,173,520	1,175,000	400
57629H-CR-9	MASSMUTUAL GLBL Corp Note Non Call Prv Plc 0.370% 01/07/22		11/12/2020	CitiGroup		790,521	790,000	325
57629H-CJ-2	MASSMUTUAL GLBL Corp Note Non Call Prv Plc 0.850% 06/09/23		06/04/2020	Merrill Lynch		219,870	220,000	.0
57629H-CW-8	MASSMUTUAL GLBL Corp Note Non Call 1.550% 10/09/30		10/06/2020	JP Morgan Chase		1,593,072	1,600,000	.0
58770F-AC-6	Mercedes-Benz Au MBALT 2020-A A3 ABS 1.840% 12/15/22		01/21/2020	Mitsubishi Bank LTD		2,424,680	2,425,000	.0
59217G-EF-2	MET LIFE GLOB Corp Note Non Call 0.650% 01/13/23		12/15/2020	Wells Fargo		357,212	355,000	417
59217G-EK-1	MET LIFE GLOB Corp Note Non Call 0.450% 09/01/23		09/28/2020	Mizuho Investor Sec Co		487,434	488,000	.0
617446-8Q-5	MORGAN STANLEY Corp Note Call MW 2.188% 04/28/26		11/24/2020	Morgan Stanley		3,275,465	3,105,000	5,473
61744Y-AH-1	MORGAN STANLEY Corp Note Non Call 2.750% 05/19/22		07/23/2020	Toronto Dominion Sec		835,546	803,000	4,171
637639-AA-3	NATIONAL SECS CL Corp Note MW Prv Plc 1.200% 04/23/23		10/19/2020	Goldman Sachs		611,730	600,000	3,560
64952H-DR-1	NEW YORK LIFE GL Corp Note Non Call Prv Plc 0.400% 09/20/22		07/13/2020	Deutsche Bank		704,866	705,000	.0
651639-AY-2	NEWMONT CORP Corp Note Call MW 2.250% 10/01/30		08/12/2020	Barclays Group Inc.		897,286	850,000	7,756
65339K-AS-9	NEXTERA ENERGY Corp Note Non Call 2.403% 09/01/21		08/24/2020	US Bank		507,497	497,000	5,806
65479N-AD-6	Nissan Auto Leas NALT 2020-A A3 ABS 1.840% 01/17/23		01/22/2020	CitiGroup		1,829,870	1,830,000	.0
69353R-FR-4	PNC BANK NA Corp Note Call 0.660% 12/09/22		12/15/2020	Mizuho Investor Sec Co		250,793	250,000	37
69371R-0Q-0	PACCAR FINL CORP Corp Note Non Call 0.350% 08/11/23		08/04/2020	BNP Paribas Securities Corp		79,895	80,000	.0

ANNUAL STATEMENT FOR THE YEAR 2020 OF THE UnitedHealthcare Plan of the River Valley, Inc.

SCHEDULE D - PART 3

Showing All Long-Term Bonds and Stocks ACQUIRED During Current Year

1	2	3	4	5	6	7	8	9
CUSIP Identification	Description	Foreign	Date Acquired	Name of Vendor	Number of Shares of Stock	Actual Cost	Par Value	Paid for Accrued Interest and Dividends
70450Y-AH-6	PAYPAL HOLDING Corp Note Call MW 2.300% 06/01/30		05/11/2020	Merrill Lynch		1,048,877	1,050,000	.0
74251V-AS-1	PRINCIPAL FINL Corp Note Call MW 2.125% 06/15/30		06/09/2020	Credit Suisse		572,223	575,000	.0
74256L-AW-9	PRINCIPAL LFE II Corp Note Non Call Prv Plc 2.375% 11/21/21		11/16/2020	Market Axess		178,680	175,000	2,043
74256L-ED-7	PRINCIPAL LFE II Corp Note Non Call Prv Plc 1.250% 05/11/23		05/11/2020	Merrill Lynch		509,541	510,000	.0
74256L-EJ-4	PRINCIPAL LFE II Corp Note Non Call Prv Plc 0.500% 01/08/24		12/01/2020	Credit Suisse		2,448,065	2,450,000	.0
74368C-AZ-7	PROTECTIVE LIFE Corp Note Non Call 0.631% 10/13/23		10/05/2020	Mizuho Investor Sec Co		231,000	231,000	.0
75513E-AD-3	RAYTHEON TECH Corp Note Call MW 2.250% 07/01/30		12/07/2020	Goldman Sachs Asset Managment		1,583,745	1,500,000	18,844
776743-AC-0	ROPER TECHNOLOGI Corp Note Call MW 2.800% 12/15/21		08/18/2020	Northern Trust		291,034	283,000	1,431
87264A-BA-2	T-MOBILE USA INC Corp Note Call MW Prv Plc 3.500% 04/15/25		08/05/2020	CitiGroup		1,164,272	1,050,000	12,046
882508-BJ-2	TEXAS INSTRUMENT Corp Note Call MW 1.750% 05/04/30		11/06/2020	US Bank		886,703	855,000	249
88579Y-AX-9	3M CO Corp Note Call MW 2.250% 03/15/23		08/18/2020	Wells Fargo		1,045,980	1,000,000	9,688
89236T-GS-8	TOYOTA MTR CRED Corp Note Non Call 0.346% 08/13/21		02/10/2020	CitiGroup		110,000	110,000	.0
89236T-HF-5	TOYOTA MTR CRED Corp Note Non Call 0.500% 08/14/23		08/11/2020	BNP Paribar Securities Corp		235,818	236,000	.0
90331H-PD-9	US BANK NA OHIO Corp Note Call 0.653% 05/23/22		12/15/2020	DAIWA CAPITAL MARKETS		321,726	320,000	139
90331H-PG-2	US BANK NA OHIO Corp Note Call 0.630% 12/09/22		12/15/2020	RBC Capital Markets		655,920	652,000	91
90331H-PJ-6	US BANK NA OHIO Corp Note Call 1.800% 01/21/22		01/16/2020	US Bank		4,958,264	4,960,000	.0
927804-FK-5	VIRGINIA EL&PIWR Corp Note Call MW 2.950% 01/15/22		08/18/2020	CitiGroup		267,182	260,000	746
92858T-AA-4	VLS COMMERCIAL MRTG TRUST VLS 2020-LAB A CMBS PRV PLC 2.130% 10/10/42		10/21/2020	CitiGroup		1,725,209	1,675,000	892
928668-BC-5	VOLKSWAGEN GRP Corp Note MW Prv Plc 2.900% 05/13/22		11/16/2020	Barclays Group Inc.		372,074	360,000	145
92868V-AC-3	Volkswagen Auto VWALT 2020-A A3 ABS 0.390% 01/22/24		11/24/2020	CitiGroup		1,899,642	1,900,000	.0
931142-EE-9	WALMART INC Corp Note Call MW 3.700% 06/26/28		11/16/2020	Credit Suisse		1,762,395	1,500,000	21,892
931142-EM-1	WALMART INC Corp Note Call MW 3.050% 07/08/26		11/06/2020	Wells Fargo		1,169,792	1,040,000	10,750
970648-AJ-0	WILLIS NORTH AME Corp Note Call MW 2.950% 09/15/29		05/21/2020	Merrill Lynch		538,997	525,000	3,184
976656-CD-8	WISCONSIN ELECTR Corp Note Call MW 2.950% 09/15/21		04/22/2020	Keybank Capital Markets		109,062	107,000	342
06367W-BB-5	BANK OF MONTREAL Corp Note Non Call 1.850% 05/01/25	A.	08/21/2020	Keybank Capital Markets		2,049,996	1,950,000	11,825
89114Q-CH-9	TORONTO DOM BANK Corp Note MW 1.150% 06/12/25	A.	08/21/2020	Merrill Lynch		1,200,791	1,175,000	2,740
65559C-AB-7	NORDEA BANK ABP Corp Note Non Call Prv Plc 0.750% 08/28/25	D.	08/24/2020	Goldman Sachs		1,740,690	1,750,000	.0
88032W-AT-3	TENCENT HOLD Corp Note Call MW Prv Plc 1.810% 01/26/26	D.	05/27/2020	Morgan Stanley		599,928	600,000	.0
89153V-AT-6	TOTAL CAP INTL Corp Note Call MW 2.829% 01/10/30	D.	08/21/2020	Mitsubishi Bank LTD		1,509,551	1,350,000	4,774
3899999	Subtotal - Bonds - Industrial and Miscellaneous (Unaffiliated)					114,311,977	110,649,000	380,046
8399997	Total - Bonds - Part 3					254,713,966	234,029,295	842,326
8399998	Total - Bonds - Part 5					9,493,896	9,133,993	11,765
8399999	Total - Bonds					264,207,862	243,163,288	854,091
8999997	Total - Preferred Stocks - Part 3					0	XXX	0
8999998	Total - Preferred Stocks - Part 5					0	XXX	0
8999999	Total - Preferred Stocks					0	XXX	0
9799997	Total - Common Stocks - Part 3					0	XXX	0
9799998	Total - Common Stocks - Part 5					0	XXX	0
9799999	Total - Common Stocks					0	XXX	0
9899999	Total - Preferred and Common Stocks					0	XXX	0
9999999	Totals					264,207,862	XXX	854,091

ANNUAL STATEMENT FOR THE YEAR 2020 OF THE UnitedHealthcare Plan of the River Valley, Inc.

SCHEDULE D - PART 4

Showing All Long-Term Bonds and Stocks SOLD, REDEEMED or Otherwise DISPOSED OF During Current Year

1	2	3	4	5	6	7	8	9	10	Change In Book/Adjusted Carrying Value					16	17	18	19	20	21
										11	12	13	14	15						
CUSIP Identification	Description	Foreign	Disposal Date	Name of Purchaser	Number of Shares of Stock	Consideration	Par Value	Actual Cost	Prior Year Book/ Adjusted Carrying Value	Unrealized Valuation Increase/ Decrease	Current Year's (Amortization)/ Accretion	Current Year's Other-Than-Temporary Impairment Recognized	Total Change in Book/ Adjusted Carrying Value (11+12-13)	Total Foreign Exchange Change in Book/ Adjusted Carrying Value	Book/ Adjusted Carrying Value at Disposal Date	Foreign Exchange Gain (Loss) on Disposal	Realized Gain (Loss) on Disposal	Total Gain (Loss) on Disposal	Bond Interest/ Stock Dividends Received During Year	Stated Contractual Maturity Date
912828-20-2	US Treasury Note 1.500% 08/15/20		08/15/2020	Maturity		2,000,000	2,000,000	1,990,078	1,994,283	0	5,717	0	5,717	0	2,000,000	0	0	0	30,000	08/15/2020
912828-22-2	US Treasury Note 1.625% 10/15/20		10/15/2020	Maturity		1,200,000	1,200,000	1,193,672	1,196,328	0	3,672	0	3,672	0	1,200,000	0	0	0	19,500	10/15/2020
912828-40-0	US Treasury Note 2.500% 05/31/20		05/31/2020	Maturity		2,050,000	2,050,000	2,048,639	2,049,560	0	440	0	440	0	2,050,000	0	0	0	25,625	05/31/2020
912828-H5-2	US Treasury Note 1.250% 01/31/20		01/31/2020	Maturity		1,250,000	1,250,000	1,232,109	1,248,641	0	1,359	0	1,359	0	1,250,000	0	0	0	7,813	01/31/2020
912828-J8-4	US Treasury Note 1.375% 03/31/20		03/31/2020	Maturity		1,650,000	1,650,000	1,626,281	1,645,124	0	4,876	0	4,876	0	1,650,000	0	0	0	11,344	03/31/2020
912828-K5-8	US Treasury Note 1.375% 04/30/20		04/30/2020	Maturity		3,000,000	3,000,000	2,967,461	2,989,625	0	10,375	0	10,375	0	3,000,000	0	0	0	20,625	04/30/2020
912828-L3-2	US Treasury Note 1.375% 08/31/20		08/31/2020	Maturity		850,000	850,000	835,583	843,495	0	6,505	0	6,505	0	850,000	0	0	0	11,688	08/31/2020
912828-L6-5	US Treasury Note 1.375% 09/30/20		09/30/2020	Maturity		1,200,000	1,200,000	1,182,094	1,190,993	0	9,007	0	9,007	0	1,200,000	0	0	0	16,500	09/30/2020
912828-U0-1	US Treasury Note 1.250% 02/29/20		02/29/2020	Maturity		1,650,000	1,650,000	1,623,863	1,646,330	0	3,670	0	3,670	0	1,650,000	0	0	0	10,313	02/29/2020
912828-VA-5	US Treasury Note 1.125% 04/30/20		04/30/2020	Maturity		1,650,000	1,650,000	1,619,270	1,642,171	0	7,829	0	7,829	0	1,650,000	0	0	0	9,281	04/30/2020
912828-VJ-6	US Treasury Note 1.875% 06/30/20		06/30/2020	Maturity		800,000	800,000	795,781	798,096	0	1,904	0	1,904	0	800,000	0	0	0	7,500	06/30/2020
912828-XU-9	US Treasury Note 1.500% 06/15/20		06/15/2020	Maturity		37,000,000	37,000,000	36,413,203	36,883,929	0	116,071	0	116,071	0	37,000,000	0	0	0	277,500	06/15/2020
0599999. Subtotal - Bonds - U.S. Governments						54,300,000	54,300,000	53,528,034	54,128,575	0	171,425	0	171,425	0	54,300,000	0	0	0	447,689	XXX
366155-H3-0	GARLAND TX INDEF GO Non Call 5.000% 02/15/21		03/02/2020	Morgan Stanley		2,421,243	2,330,000	2,703,825	2,429,696	0	(15,164)	0	(15,164)	0	2,414,532	0	6,711	6,711	64,399	02/15/2021
2499999. Subtotal - Bonds - U.S. Political Subdivisions of States, Territories and Possessions						2,421,243	2,330,000	2,703,825	2,429,696	0	(15,164)	0	(15,164)	0	2,414,532	0	6,711	6,711	64,399	XXX
11506K-EY-3	BROWARD CNTY FL Rev Bond Cont Call 5.000% 09/01/30		06/29/2020	Piper Capital Management		1,207,330	1,000,000	1,265,950	1,260,400	0	(12,106)	0	(12,106)	0	1,248,294	0	(40,964)	(40,964)	38,056	09/01/2030
3128MJ-2L-3	FHLIC Pool G08778 MBS 3.000% 09/01/47		12/01/2020	Paydown		470,914	470,914	469,847	469,852	0	1,062	0	1,062	0	470,914	0	0	0	9,280	09/01/2047
3128MJ-3J-7	FHLIC Pool G08800 MBS 3.500% 02/01/48		12/01/2020	Paydown		597,154	597,154	602,053	601,967	0	(4,813)	0	(4,813)	0	597,154	0	0	0	12,368	02/01/2048
3128MJ-4A-5	FHLIC Pool G08816 MBS 3.500% 06/01/48		12/01/2020	Paydown		1,390,332	1,390,332	1,400,977	1,400,833	0	(10,501)	0	(10,501)	0	1,390,332	0	0	0	28,065	06/01/2048
3128MJ-6T-2	FHLIC Pool G08881 MBS 3.500% 06/01/49		12/01/2020	Paydown		951,023	951,023	974,799	974,630	0	(23,607)	0	(23,607)	0	951,023	0	0	0	18,034	06/01/2049
3128MJ-V5-6	FHLIC Pool G08635 MBS 3.000% 04/01/45		12/01/2020	Paydown		329,464	329,464	329,928	329,917	0	(453)	0	(453)	0	329,464	0	0	0	6,351	04/01/2045
3128MJ-XX-3	FHLIC Pool G08693 MBS 3.500% 02/01/46		12/01/2020	Paydown		476,048	476,048	485,606	485,506	0	(9,458)	0	(9,458)	0	476,048	0	0	0	10,089	02/01/2046
3128MJ-ZM-5	FHLIC Pool G08747 MBS 3.000% 01/01/47		12/01/2020	Paydown		845,833	845,833	844,247	844,254	0	1,579	0	1,579	0	845,833	0	0	0	16,573	01/01/2047
3128PC-2X-9	FHLIC Pool J01690 MBS 5.500% 04/01/21		12/01/2020	Paydown		3,765	3,765	3,764	3,759	0	7	0	7	0	3,765	0	0	0	103	04/01/2021
3128PE-4K-1	FHLIC Pool J03526 MBS 6.000% 10/01/21		12/01/2020	Paydown		14,046	14,046	14,279	14,087	0	(41)	0	(41)	0	14,046	0	0	0	383	10/01/2021
3128PE-4P-0	FHLIC Pool J03530 MBS 6.000% 10/01/21		12/01/2020	Paydown		11,175	11,175	11,332	11,200	0	(25)	0	(25)	0	11,175	0	0	0	297	10/01/2021
3128PL-PR-7	FHLIC Pool J08532 MBS 5.500% 08/01/23		12/01/2020	Paydown		66,545	66,545	67,294	66,817	0	(271)	0	(271)	0	66,545	0	0	0	2,060	08/01/2023
3128PU-WF-5	FHLIC Pool J15146 MBS 4.500% 04/01/26		12/01/2020	Paydown		7,802	7,802	8,293	8,089	0	(287)	0	(287)	0	7,802	0	0	0	191	04/01/2026
3128PV-AA-2	FHLIC Pool J15427 MBS 4.500% 05/01/26		12/01/2020	Paydown		10,778	10,778	11,461	11,185	0	(408)	0	(408)	0	10,778	0	0	0	263	05/01/2026
3128PV-F3-9	FHLIC Pool J15586 MBS 4.500% 06/01/26		12/01/2020	Paydown		59,043	59,043	62,770	61,278	0	(2,236)	0	(2,236)	0	59,043	0	0	0	2,075	06/01/2026
312926-2P-2	FHLIC Pool A80782 MBS 6.000% 08/01/38		12/01/2020	Paydown		2,486	2,486	2,532	2,527	0	(40)	0	(40)	0	2,486	0	0	0	82	08/01/2038
31292L-YA-7	FHLIC Pool C04305 MBS 3.000% 11/01/42		12/01/2020	Paydown		69,742	69,742	72,728	72,390	0	(2,648)	0	(2,648)	0	69,742	0	0	0	1,372	11/01/2042
312972-LE-0	FHLIC Pool B19325 MBS 5.000% 05/01/20		05/01/2020	Paydown		2,295	2,295	2,249	2,287	0	8	0	8	0	2,295	0	0	0	25	05/01/2020
3132AE-EZ-5	FHLIC Pool ZT1952 MBS 4.000% 05/01/49		12/01/2020	Paydown		619,443	619,443	641,704	641,622	0	(22,179)	0	(22,179)	0	619,443	0	0	0	12,615	05/01/2049
3132AE-J8-0	FHLIC Pool ZT2087 MBS 4.000% 06/01/49		12/01/2020	Paydown		881,403	881,403	915,006	914,224	0	(32,822)	0	(32,822)	0	881,403	0	0	0	18,033	06/01/2049
3132DM-BC-8	FHLIC Pool SD0035 MBS 3.000% 04/01/47		12/01/2020	Paydown		702,203	702,203	714,382	714,268	0	(12,065)	0	(12,065)	0	702,203	0	0	0	13,515	04/01/2047
3132DV-3P-8	FHLIC Pool SD8006 MBS 4.000% 08/01/49		12/01/2020	Paydown		847,773	847,773	879,896	879,913	0	(32,140)	0	(32,140)	0	847,773	0	0	0	17,350	08/01/2049
3132GF-JS-7	FHLIC Pool Q02073 MBS 4.500% 07/01/41		12/01/2020	Paydown		278,971	278,971	301,943	301,008	0	(22,037)	0	(22,037)	0	278,971	0	0	0	7,906	07/01/2041
3132GV-JF-0	FHLIC Pool Q09862 MBS 3.500% 08/01/42		12/01/2020	Paydown		49,388	49,388	52,791	52,430	0	(3,042)	0	(3,042)	0	49,388	0	0	0	691	08/01/2042
3132HQ-DB-5	FHLIC Pool Q13698 MBS 3.000% 12/01/42		12/01/2020	Paydown		369,209	369,209	386,631	384,920	0	(15,711)	0	(15,711)	0	369,209	0	0	0	6,363	12/01/2042
3132HQ-HM-1	FHLIC Pool Q13979 MBS 3.000% 12/01/42		12/01/2020	Paydown		74,094	74,094	77,567	77,184	0	(3,090)	0	(3,090)	0	74,094	0	0	0	1,945	12/01/2042
3132JA-PW-9	FHLIC Pool Q19036 MBS 3.500% 06/01/43		12/01/2020	Paydown		82,842	82,842	85,871	85,679	0	(2,837)	0	(2,837)	0	82,842	0	0	0	1,567	06/01/2043
3132L6-ST-9	FHLIC Pool V81430 MBS 4.000% 11/01/44		12/01/2020	Paydown		256,447	256,447	266,224	266,038	0	(9,591)	0	(9,591)	0	256,447	0	0	0	6,075	11/01/2044
3132MA-VG-2	FHLIC Pool Q29911 MBS 3.500% 11/01/44		12/01/2020	Paydown		233,517	233,517	245,703	244,949	0	(11,432)	0	(11,432)	0	233,517	0	0	0	5,053	11/01/2044
3132QL-BR-3	FHLIC Pool Q30047 MBS 3.500% 11/01/44		12/01/2020	Paydown		175,969	175,969	182,182	181,842	0	(5,874)	0	(5,874)	0	175,969	0	0	0	3,109	11/01/2044
3132QM-6F-3	FHLIC Pool Q31769 MBS 4.000% 03/01/45		12/01/2020	Paydown		138,474	138,474	147,193	146,746	0	(8,272)	0	(8,272)	0	138,474	0	0	0	3,470	03/01/2045
3132QN-XX-2	FHLIC Pool Q32493 MBS 4.000% 04/01/45		12/01/2020	Paydown		315,288	315,288	334,895	334,212	0	(18,924)	0	(18,924)	0	315,288	0	0	0	5,160	04/01/2045
3132RH-SN-1	FHLIC Pool Q44452 MBS 3.000% 11/01/46		12/01/2020	Paydown		408,334	408,334	406,												

ANNUAL STATEMENT FOR THE YEAR 2020 OF THE UnitedHealthcare Plan of the River Valley, Inc.

SCHEDULE D - PART 4

Showing All Long-Term Bonds and Stocks SOLD, REDEEMED or Otherwise DISPOSED OF During Current Year

1	2	3	4	5	6	7	8	9	10	Change In Book/Adjusted Carrying Value					16	17	18	19	20	21
										11	12	13	14	15						
CUSIP Identification	Description	Foreign	Disposal Date	Name of Purchaser	Number of Shares of Stock	Consideration	Par Value	Actual Cost	Prior Year Book/ Adjusted Carrying Value	Unrealized Valuation Increase/ Decrease	Current Year's (Amortization)/ Accretion	Current Year's Other-Than-Temporary Impairment Recognized	Total Change in Book/ Adjusted Carrying Value (11+12-13)	Total Foreign Exchange Change in Book/ Adjusted Carrying Value	Book/ Adjusted Carrying Value at Disposal Date	Foreign Exchange Gain (Loss) on Disposal	Realized Gain (Loss) on Disposal	Total Gain (Loss) on Disposal	Bond Interest/ Stock Dividends Received During Year	Stated Contractual Maturity Date
31384P-DP-0	FNMA Pool A19109 MBS	4.000%	05/01/42			247,644	247,644	267,262	265,360	0	(17,715)	0	(17,715)	0	247,644	0	0	0	6,686	05/01/2042
31384T-CX-6	FNMA Pool AJ1885 MBS	3.000%	03/01/42			1,010	1,010	1,069	1,062	0	(52)	0	(52)	0	1,010	0	0	0	6	03/01/2042
31384W-EN-9	FNMA Pool AJ4640 MBS	4.000%	10/01/41			63,608	63,608	67,136	66,816	0	(3,209)	0	(3,209)	0	63,608	0	0	0	1,662	10/01/2041
3138E9-YH-7	FNMA Pool AK5211 MBS	3.000%	04/01/27			229,428	229,428	241,293	236,698	0	(7,270)	0	(7,270)	0	229,428	0	0	0	2,859	04/01/2027
3138EE-7J-2	FNMA Pool AK9896 MBS	3.500%	07/01/42			174,349	174,349	186,036	184,791	0	(10,442)	0	(10,442)	0	174,349	0	0	0	3,364	07/01/2042
3138EN-LE-7	FNMA Pool AL5724 MBS	4.500%	10/01/44			189,964	189,964	206,645	205,884	0	(15,920)	0	(15,920)	0	189,964	0	0	0	5,241	10/01/2044
3138EN-OA-0	FNMA Pool A15848 MBS	4.000%	09/01/44			275,493	275,493	282,789	282,605	0	(7,112)	0	(7,112)	0	275,493	0	0	0	6,736	09/01/2044
3138EP-YR-9	FNMA Pool AL7019 MBS	3.500%	11/01/42			244,881	244,881	249,779	249,651	0	(4,770)	0	(4,770)	0	244,881	0	0	0	5,351	11/01/2042
3138EQ-K8-4	FNMA Pool AL7518 MBS	3.500%	10/01/45			140,835	140,835	150,253	149,844	0	(9,009)	0	(9,009)	0	140,835	0	0	0	3,047	10/01/2045
3138ER-FX-3	FNMA Pool AL9181 MBS	3.000%	10/01/46			383,331	383,331	397,167	396,452	0	(13,122)	0	(13,122)	0	383,331	0	0	0	7,401	10/01/2046
3138MA-E3-2	FNMA Pool AP1053 MBS	3.500%	07/01/42			108,644	108,644	115,944	115,164	0	(6,519)	0	(6,519)	0	108,644	0	0	0	2,219	07/01/2042
3138MA-TC-6	FNMA Pool AP1446 MBS	3.500%	08/01/42			45,662	45,662	48,851	48,519	0	(2,857)	0	(2,857)	0	45,662	0	0	0	649	08/01/2042
3138M7-6J-9	FNMA Pool AP4472 MBS	3.500%	08/01/42			20,381	20,381	21,744	21,604	0	(1,223)	0	(1,223)	0	20,381	0	0	0	441	08/01/2042
3138M9-3C-3	FNMA Pool AP6194 MBS	3.500%	08/01/42			76,876	76,876	82,449	81,853	0	(4,977)	0	(4,977)	0	76,876	0	0	0	1,819	08/01/2042
3138M9-YP-3	FNMA Pool AP6021 MBS	3.000%	04/01/43			566,605	566,605	580,593	579,346	0	(12,742)	0	(12,742)	0	566,605	0	0	0	11,764	04/01/2043
3138MK-VC-7	FNMA Pool AQ4210 MBS	3.000%	11/01/42			197,007	197,007	207,534	206,326	0	(9,320)	0	(9,320)	0	197,007	0	0	0	3,684	11/01/2042
3138MS-AA-1	FNMA Pool AQ9926 MBS	3.000%	12/01/42			58,898	58,898	61,945	61,619	0	(2,720)	0	(2,720)	0	58,898	0	0	0	843	12/01/2042
3138NW-XS-3	FNMA Pool ARO688 MBS	3.000%	12/01/42			35,190	35,190	36,943	36,739	0	(1,549)	0	(1,549)	0	35,190	0	0	0	844	12/01/2042
3138WC-F3-2	FNMA Pool AS2885 MBS	3.500%	07/01/44			169,913	169,913	174,160	173,849	0	(3,936)	0	(3,936)	0	169,913	0	0	0	3,604	07/01/2044
3138WF-MA-5	FNMA Pool AS5778 MBS	3.500%	09/01/45			340,382	340,382	345,381	345,261	0	(4,879)	0	(4,879)	0	340,382	0	0	0	7,013	09/01/2045
3138WG-YP-3	FNMA Pool AS7017 MBS	3.500%	04/01/46			155,188	155,188	163,771	163,332	0	(8,144)	0	(8,144)	0	155,188	0	0	0	3,399	04/01/2046
3138WK-3E-3	FNMA Pool AS9796 MBS	3.500%	06/01/47			406,578	406,578	404,863	404,876	0	1,702	0	1,702	0	406,578	0	0	0	9,029	06/01/2047
3138XK-XE-0	FNMA Pool AS9676 MBS	4.000%	05/01/47			409,300	409,300	430,980	430,923	0	(21,622)	0	(21,622)	0	409,300	0	0	0	10,225	05/01/2047
3138X9-WS-4	FNMA Pool AU9656 MBS	4.500%	09/01/43			40,258	40,258	43,667	43,508	0	(3,250)	0	(3,250)	0	40,258	0	0	0	1,286	09/01/2043
3138XE-TZ-1	FNMA Pool AV3267 MBS	5.000%	12/01/43			521,083	521,083	583,857	581,627	0	(60,544)	0	(60,544)	0	521,083	0	0	0	17,324	12/01/2043
3138Y7-D9-0	FNMA Pool AX5527 MBS	3.500%	06/01/46			16,163	16,163	17,206	17,157	0	(995)	0	(995)	0	16,163	0	0	0	309	06/01/2046
3138YA-FD-2	FNMA Pool AX8263 MBS	4.000%	12/01/44			172,711	172,711	183,937	183,505	0	(10,794)	0	(10,794)	0	172,711	0	0	0	4,591	12/01/2044
3138YB-DG-5	FNMA Pool AX9102 MBS	4.500%	11/01/44			246,248	246,248	268,103	266,930	0	(20,682)	0	(20,682)	0	246,248	0	0	0	3,693	11/01/2044
3138YN-MIS-3	FNMA Pool AY8468 MBS	4.000%	08/01/45			315,796	315,796	336,915	335,791	0	(19,995)	0	(19,995)	0	315,796	0	0	0	8,622	08/01/2045
31407N-FK-4	FNMA Pool 835470 MBS	5.000%	09/01/20			5,098	5,098	4,994	5,069	0	29	0	29	0	5,098	0	0	0	99	09/01/2020
31407S-GA-4	FNMA Pool 839093 MBS	5.000%	10/01/20			4,210	4,210	4,127	4,185	0	24	0	24	0	4,210	0	0	0	84	10/01/2020
3140E0-60-3	FNMA Pool AZ8078 MBS	3.500%	08/01/45			17,903	17,903	18,608	18,567	0	(664)	0	(664)	0	17,903	0	0	0	423	08/01/2045
3140EW-AM-7	FNMA Pool BC1811 MBS	3.000%	04/01/46			75,827	75,827	78,682	78,533	0	(2,707)	0	(2,707)	0	75,827	0	0	0	1,273	04/01/2046
3140F0-US-1	FNMA Pool BC5092 MBS	3.500%	11/01/43			193,224	193,224	205,731	205,049	0	(11,825)	0	(11,825)	0	193,224	0	0	0	4,055	11/01/2043
3140F1-YH-9	FNMA Pool BC6111 MBS	3.500%	06/01/46			158,612	158,612	170,335	169,795	0	(11,835)	0	(11,835)	0	158,612	0	0	0	2,502	06/01/2046
3140F5-DT-7	FNMA Pool BC9113 MBS	3.500%	05/01/46			126,581	126,581	135,521	135,110	0	(8,529)	0	(8,529)	0	126,581	0	0	0	3,502	05/01/2046
3140F9-RX-5	FNMA Pool BD2301 MBS	3.000%	06/01/46			481,927	481,927	502,484	501,388	0	(19,461)	0	(19,461)	0	481,927	0	0	0	8,857	06/01/2046
3140FX-D8-2	FNMA Pool BF0126 MBS	3.500%	07/01/56			246,031	246,031	247,425	247,391	0	(1,360)	0	(1,360)	0	246,031	0	0	0	5,252	07/01/2056
3140FX-GC-0	FNMA Pool BF0194 MBS	4.500%	07/01/40			209,365	209,365	227,717	227,449	0	(18,084)	0	(18,084)	0	209,365	0	0	0	5,068	07/01/2040
3140GP-4K-1	FNMA Pool BH1725 MBS	4.000%	06/01/47			314,813	314,813	332,522	332,065	0	(17,252)	0	(17,252)	0	314,813	0	0	0	7,264	06/01/2047
3140J6-GP-6	FNMA Pool BM2005 MBS	4.000%	12/01/47			487,729	487,729	503,999	503,707	0	(15,978)	0	(15,978)	0	487,729	0	0	0	11,093	12/01/2047
3140J8-MR-1	FNMA Pool BM3967 MBS	4.000%	11/01/46			295,993	295,993	318,123	317,922	0	(21,929)	0	(21,929)	0	295,993	0	0	0	7,188	11/01/2046
3140J8-VQ-3	FNMA Pool BM4222 MBS	3.000%	01/01/44			724,831	724,831	746,179	746,017	0	(21,186)	0	(21,186)	0	724,831	0	0	0	13,938	01/01/2044
3140J9-QR-5	FNMA Pool BM4963 MBS	3.000%	05/01/48			204,592	204,592	209,531	209,489	0	(4,897)	0	(4,897)	0	204,592	0	0	0	4,003	05/01/2048
3140J9-U8-2	FNMA Pool BM5106 MBS	4.500%	12/01/48			581,950	581,950	625,642	625,278	0	(43,328)	0	(43,328)	0	581,950	0	0	0	15,081	12/01/2048
3140JA-DP-0	FNMA Pool BM5509 MBS	5.000%	02/01/49		Nomura Securities	758,754	680,497	742,380	741,134	0	1,845	0	1,845	0	742,979	0	15,775	15,775	25,802	02/01/2049
3140JA-DP-0	FNMA Pool BM5509 MBS	5.000%	02/01/49			223,877	223,877	244,236	243,826	0	(19,949)	0	(19,949)	0	223,877	0	0	0	4,750	02/01/2049
3140JA-EM-6	FNMA Pool BM5539 MBS	5.000%	01/01/49			491,659	491,659	540,287	539,244	0	(47,585)	0	(47,585)	0	491,659	0	0	0	13,500	01/01/2049
3140JA-FG-8	FNMA Pool BM5566 MBS	4.500%	02/01/49			269,327	269,327	283,508	283,388	0	(14,061)	0	(14,061)	0	269,327	0	0	0	6,578	02/01/2049
3140JA-ND-6	FNMA Pool BM5787 MBS	4.000%	08/01/47			365,756	365,756	377,529	377,370	0	(11,613)	0	(11,613)	0	365,756	0	0	0	8,510	08/01/2047
3140JA-PG-7	FNMA Pool BM5822 MBS	3.000%	11/01/48			444,990	444,990	449,370	449,317	0	(4,328)	0	(4,328)	0	444,990	0	0	0	8,835	11/01/2048
3140JM-ZF-2	FNMA Pool BN5241 MBS	4.500%	02/01/49		Morgan Stanley	532,925	497,570	518,290	517,437	0	154	0	154	0	517,591	0	15,334	15,334	14,878	02/01/2049
3140JM-ZF-2	FNMA Pool BN5241 MBS	4.500%	02/01/49			241,662	241,662	251,725	251,311	0	(9,649)	0	(9,649)	0	241,662	0	0	0	3,857	02/01/2049
3140J7-5V-5	FNMA Pool CA0859 MBS	3.500%	12/01/47			618,338	618,338	636,889	636,745	0	(18,407)	0	(18,407)	0	618,338	0	0	0	12,368	12/01/2047
3140Q9-ZD-8	FNMA Pool CA2539 MBS	4.000%	10/01/48		Morgan Stanley	684,351	642,701	662,384	662,324	0	361	0	361	0	662,685	0	21,666	21,666	18,424	10/01/2048
3140Q9-ZD-8	FNMA Pool CA2539 MBS	4.000%	10/01/48			451,144	451,144	464,960	464,918	0	(13,774)	0	(13,774)	0	451,144	0	0	0	7,551	10/01/2048
3140Q4-AJ-9	FNMA Pool CA2708 MBS	4.000%	05/01/48			930,607	930,607	951,872	951,											

ANNUAL STATEMENT FOR THE YEAR 2020 OF THE UnitedHealthcare Plan of the River Valley, Inc.

SCHEDULE D - PART 4

Showing All Long-Term Bonds and Stocks SOLD, REDEEMED or Otherwise DISPOSED OF During Current Year

1	2	3	4	5	6	7	8	9	10	Change In Book/Adjusted Carrying Value					16	17	18	19	20	21
										11	12	13	14	15						
CUSIP Identification	Description	Foreign	Disposal Date	Name of Purchaser	Number of Shares of Stock	Consideration	Par Value	Actual Cost	Prior Year Book/Adjusted Carrying Value	Unrealized Valuation Increase/Decrease	Current Year's (Amortization)/Accretion	Current Year's Other-Than-Temporary Impairment Recognized	Total Change in Book/Adjusted Carrying Value (11+12-13)	Total Foreign Exchange Change in Book/Adjusted Carrying Value	Book/Adjusted Carrying Value at Disposal Date	Foreign Exchange Gain (Loss) on Disposal	Realized Gain (Loss) on Disposal	Total Gain (Loss) on Disposal	Bond Interest/Stock Dividends Received During Year	Stated Contractual Maturity Date
3140X4-DQ-6	FNMA Pool FH1010 MBS 3.500% 07/01/48		12/01/2020	Paydown		745,358	745,358	771,213	770,932	0	(25,573)	0	(25,573)	0	745,358	0	0	0	15,876	07/01/2048
3140X4-PB-6	FNMA Pool FH1317 MBS 4.000% 10/01/48		12/01/2020	Paydown		881,367	881,367	932,184	931,677	0	(50,310)	0	(50,310)	0	881,367	0	0	0	20,884	10/01/2048
3140X4-TQ-9	FNMA Pool FH1458 MBS 4.500% 04/01/49		12/01/2020	Paydown		1,064,755	1,064,755	1,121,819	1,120,653	0	(55,898)	0	(55,898)	0	1,064,755	0	0	0	27,180	04/01/2049
31410X-VR-4	FNMA Pool 900724 MBS 5.500% 08/01/21		12/01/2020	Paydown		2,097	2,097	2,098	2,092	0	6	0	6	0	2,097	0	0	0	65	08/01/2021
31412V-AG-3	FNMA Pool 935707 MBS 5.000% 11/01/24		12/01/2020	Paydown		27,688	27,688	29,492	28,545	0	(857)	0	(857)	0	27,688	0	0	0	660	11/01/2024
31414F-K9-1	FNMA Pool 964820 MBS 5.000% 08/01/23		12/01/2020	Paydown		31,223	31,223	31,515	31,301	0	(79)	0	(79)	0	31,223	0	0	0	872	08/01/2023
31416B-PB-6	FNMA Pool 995182 MBS 5.500% 06/01/20		04/01/2020	Paydown		3	3	3	3	0	0	0	0	0	3	0	0	0	0	06/01/2020
31416T-2S-7	FNMA Pool AA9784 MBS 5.000% 07/01/24		12/01/2020	Paydown		79,331	79,331	82,380	80,659	0	(1,328)	0	(1,328)	0	79,331	0	0	0	2,574	07/01/2024
31416V-Y6-5	FNMA Pool AB0732 MBS 4.000% 06/01/39		12/01/2020	Paydown		231,002	231,002	245,512	244,750	0	(13,747)	0	(13,747)	0	231,002	0	0	0	5,962	06/01/2039
31417A-QE-2	FNMA Pool AB4052 MBS 4.000% 12/01/41		12/01/2020	Paydown		236,471	236,471	252,100	251,078	0	(14,607)	0	(14,607)	0	236,471	0	0	0	5,839	12/01/2041
31417G-TY-2	FNMA Pool AB9566 MBS 3.000% 06/01/43		12/01/2020	Paydown		418,253	418,253	428,579	427,683	0	(9,430)	0	(9,430)	0	418,253	0	0	0	7,230	06/01/2043
31418B-6G-6	FNMA Pool MA2670 MBS 3.000% 07/01/46		12/01/2020	Paydown		332,677	332,677	332,625	332,619	0	59	0	59	0	332,677	0	0	0	6,439	07/01/2046
31418C-V2-7	FNMA Pool MA3332 MBS 3.500% 04/01/48		12/01/2020	Paydown		911,705	911,705	911,598	911,542	0	162	0	162	0	911,705	0	0	0	19,279	04/01/2048
31418C-ZJ-6	FNMA Pool MA3444 MBS 4.500% 08/01/48		12/01/2020	Paydown		699,216	699,216	726,038	725,473	0	(26,257)	0	(26,257)	0	699,216	0	0	0	16,899	08/01/2048
31418D-CB-6	FNMA Pool MA3665 MBS 4.500% 05/01/49		12/01/2020	Paydown		565,307	565,307	591,232	591,000	0	(25,693)	0	(25,693)	0	565,307	0	0	0	13,523	05/01/2049
35563P-JF-7	FHLMC SCRT-2019-1 MA RMBS 3.500% 07/25/58		12/01/2020	Paydown		254,255	254,255	255,715	255,485	0	(1,230)	0	(1,230)	0	254,255	0	0	0	5,326	07/25/2058
35563P-JK-6	FHLMC FHLMC 2019-1 M5D RMBS 4.000% 07/25/58		12/01/2020	Paydown		187,135	187,135	191,669	191,420	0	(4,285)	0	(4,285)	0	187,135	0	0	0	4,195	07/25/2058
452252-KA-6	ILLINOIS ST TOLL Rev Bond Non Call 5.000% 01/01/21		02/12/2020	CitiGroup		1,552,455	1,500,000	1,772,430	1,547,208	0	(5,423)	0	(5,423)	0	1,541,785	0	10,670	10,670	46,042	01/01/2021
59261A-JH-1	MET TRANSPRTN AU Rev Bond Non Call 5.000% 11/15/21		02/27/2020	Morgan Stanley		4,249,446	3,980,000	4,631,702	4,228,572	0	(21,985)	0	(21,985)	0	4,206,587	0	42,859	42,859	59,147	11/15/2021
93978H-GB-5	WASHINGTON ST HL Rev Bond Non Call 5.000% 10/01/21		03/02/2020	Barclays Group Inc.		3,595,205	3,380,000	3,849,414	3,559,312	0	(17,366)	0	(17,366)	0	3,541,946	0	53,259	53,259	71,825	10/01/2021
3199999	Subtotal - Bonds - U.S. Special Revenues					47,764,775	46,865,077	49,888,654	48,910,982	0	(1,264,806)	0	(1,264,806)	0	47,646,176	0	118,599	118,599	1,036,292	XXX
00138C-AE-8	AIG GLOBAL FUNDI Corp Note Non Call Prv Plc 0.782% 07/02/20		07/02/2020	Maturity		128,000	128,000	128,230	128,070	0	(70)	0	(70)	0	128,000	0	0	0	2,237	07/02/2020
00206R-CN-0	AT&T INC Corp Note Call MW 3.400% 05/15/25		08/12/2020	Call	111.8860	5,264,236	4,705,000	4,618,951	4,629,271	0	7,887	0	7,887	0	4,637,158	0	67,842	67,842	677,881	05/15/2025
00206R-HV-7	AT&T INC Corp Note Call MW 2.950% 07/15/26		12/07/2020	Taxable Exchange		768,491	700,000	709,853	709,110	0	(1,253)	0	(1,253)	0	707,857	0	60,634	60,634	36,941	07/15/2026
00287Y-AT-6	ABBVIE INC Corp Note Call MW 2.500% 05/14/20		05/14/2020	Maturity		192,000	192,000	191,378	191,773	0	227	0	227	0	192,000	0	0	0	2,400	05/14/2020
00287Y-BG-3	ABBVIE INC Corp Note Call 2.150% 11/19/21		11/19/2020	Tax Free Exchange		399,969	400,000	399,940	399,943	0	26	0	26	0	399,969	0	0	0	12,852	11/19/2021
00287Y-BQ-1	ABBVIE INC Corp Note Call MW 2.600% 11/21/24		11/19/2020	Tax Free Exchange		999,278	1,000,000	999,110	999,129	0	149	0	149	0	999,278	0	0	0	25,856	11/21/2024
00440E-AT-4	ACE INA HOLDINGS Corp Note Call MW 2.300% 11/03/20		11/03/2020	Maturity		579,000	579,000	581,102	580,605	0	(1,605)	0	(1,605)	0	579,000	0	0	0	13,317	11/03/2020
00912X-AJ-3	AIR LEASE CORP Corp Note MW 4.750% 03/01/20		03/01/2020	Maturity		104,000	104,000	105,566	104,257	0	(257)	0	(257)	0	104,000	0	0	0	2,470	03/01/2020
00914A-AC-6	AIR LEASE CORP Corp Note Non Call 0.902% 06/03/21		06/03/2020	Wells Fargo		375,115	398,000	398,000	398,000	0	0	0	0	0	398,000	0	(22,885)	(22,885)	4,783	06/03/2021
02665W-CG-4	AMERICAN HONDA F Corp Note Non Call 0.581% 06/16/20		06/16/2020	Maturity		199,000	199,000	199,000	199,000	0	0	0	0	0	199,000	0	0	0	1,592	06/16/2020
03065D-AF-4	AmeriCredit Auto AMCAR 2016-3 C ABS 2.240% 04/08/22		12/08/2020	Paydown		2,535,577	2,535,577	2,535,363	2,535,465	0	111	0	111	0	2,535,577	0	0	0	35,597	04/08/2022
03066F-AE-1	AmeriCredit Auto AMCAR 2017-4 A3 ABS 2.040% 07/18/22		11/18/2020	Paydown		1,243,278	1,243,278	1,243,245	1,243,222	0	55	0	55	0	1,243,278	0	0	0	11,268	07/18/2022
03066L-AB-4	AmeriCredit Auto AMCAR 2018-2 A2A ABS 2.860% 11/18/21		05/18/2020	Paydown		878,109	878,109	878,039	878,020	0	90	0	90	0	878,109	0	0	0	5,264	11/18/2021
04685A-2D-2	ATHENE GLOBAL FU Corp Note Non Call Prv Plc 2.275% 04/20/20		04/20/2020	Maturity		600,000	600,000	604,224	601,122	0	(1,122)	0	(1,122)	0	600,000	0	0	0	9,201	04/20/2020
05586V-AC-6	BMW Vehicle Leas BMWLT 2019-1 A3 ABS 2.840% 11/22/21		12/20/2020	Paydown		1,041,927	1,041,927	1,041,772	1,041,812	0	114	0	114	0	1,041,927	0	0	0	25,772	11/22/2021

ANNUAL STATEMENT FOR THE YEAR 2020 OF THE UnitedHealthcare Plan of the River Valley, Inc.

SCHEDULE D - PART 4

Showing All Long-Term Bonds and Stocks SOLD, REDEEMED or Otherwise DISPOSED OF During Current Year

1	2	3	4	5	6	7	8	9	10	Change In Book/Adjusted Carrying Value					16	17	18	19	20	21
										11	12	13	14	15						
CUSIP Identification	Description	Foreign	Disposal Date	Name of Purchaser	Number of Shares of Stock	Consideration	Par Value	Actual Cost	Prior Year Book/ Adjusted Carrying Value	Unrealized Valuation Increase/ Decrease	Current Year's (Amortization)/ Accretion	Current Year's Other-Than-Temporary Impairment Recognized	Total Change in Book/ Adjusted Carrying Value (11+12-13)	Total Foreign Exchange Change in Book/ Adjusted Carrying Value	Book/ Adjusted Carrying Value at Disposal Date	Foreign Exchange Gain (Loss) on Disposal	Realized Gain (Loss) on Disposal	Total Gain (Loss) on Disposal	Bond Interest/ Stock Dividends Received During Year	Stated Contractual Maturity Date
06051G-FT-1	BANK OF AMER CRP Corp Note Non Call 2.625% 10/19/20		10/19/2020	Maturity		416,000	416,000	414,492	415,241	0	759	0	759	0	416,000	0	0	0	10,920	10/19/2020
06051G-HB-8	BANK OF AMER CRP Corp Note Call 0.995% 02/05/26		06/29/2020	Merrill Lynch		1,182,072	1,200,000	1,200,000	1,200,000	0	0	0	0	0	1,200,000	0	(17,928)	(17,928)	18,139	02/05/2026
06405L-AB-7	BK OF NY MELLON Corp Note Call 0.511% 06/04/21		06/04/2020	Call 100.0000		800,000	800,000	800,000	800,000	0	0	0	0	0	800,000	0	0	0	7,544	06/04/2021
07330N-AS-4	BRANCH BKG & TR Corp Note Call 0.570% 06/01/20		05/01/2020	Call 100.0000		250,000	250,000	250,000	250,000	0	0	0	0	0	250,000	0	0	0	2,107	06/01/2020
110122-CB-2	BRISTOL-MYERS Corp Note Call MW Prv Plc 3.400% 07/26/29		07/17/2020	Tax Free Exchange		962,813	925,000	966,329	964,842	0	(2,029)	0	(2,029)	0	962,813	0	0	0	36,779	07/26/2029
12510F-AB-0	CCG Receivables CCG 2019-2 A2 ABS 2.110% 03/15/27		12/14/2020	Paydown		777,337	777,337	777,259	777,263	0	75	0	75	0	777,337	0	0	0	13,016	03/15/2027
125284-AA-7	CGDB Commercial CGDB 2019-MOB A CMBS Prv Plc 1.109% 11/15/36		06/29/2020	Credit Suisse		1,466,588	1,480,000	1,480,000	1,480,000	0	0	0	0	0	1,480,000	0	(13,413)	(13,413)	16,315	11/15/2036
12594J-AA-3	COMM MORTGAGE TR COMM 2016-GCT A CMBS Prv Plc 2.681% 08/10/29		05/12/2020	Deutsche Bank		1,125,381	1,120,000	1,153,566	1,130,712	0	(2,600)	0	(2,600)	0	1,128,113	0	(2,731)	(2,731)	13,596	08/10/2029
126650-CJ-7	CVS HEALTH CORP Corp Note Call MW 2.800% 07/20/20		07/20/2020	Maturity		384,000	384,000	385,221	384,608	0	(608)	0	(608)	0	384,000	0	0	0	10,752	07/20/2020
14042R-FH-9	CAPITAL ONE NA Corp Note Call 2.350% 01/31/20		01/31/2020	Maturity		800,000	800,000	790,360	799,358	0	642	0	642	0	800,000	0	0	0	9,400	01/31/2020
14314J-AC-4	CarMax Auto Owne CARMX 2017-1 A3 ABS 1.980% 11/15/21		10/15/2020	Paydown		145,641	145,641	146,244	145,714	0	(73)	0	(73)	0	145,641	0	0	0	1,176	11/15/2021
14314R-AC-6	CarMax Auto Owne CARMX 2017-4 A3 ABS 2.110% 10/17/22		12/15/2020	Paydown		1,538,702	1,538,702	1,515,381	1,531,070	0	7,632	0	7,632	0	1,538,702	0	0	0	17,019	10/17/2022
165183-BY-9	Chesapeake Fundi CFII 2019-1A A1 ABS Prv Plc 2.940% 04/15/31		12/15/2020	Paydown		786,867	786,867	786,751	786,779	0	88	0	88	0	786,867	0	0	0	11,960	04/15/2031
172967-KB-6	CITIGROUP INC Corp Note Non Call 2.650% 10/26/20		05/13/2020	CitiGroup		1,337,376	1,325,000	1,321,807	1,324,415	0	263	0	263	0	1,324,677	0	12,698	12,698	19,409	10/26/2020
17325F-AN-8	CITIBANK NA Corp Note Call MW 3.050% 05/01/20		05/01/2020	Maturity		750,000	750,000	750,976	750,237	0	(237)	0	(237)	0	750,000	0	0	0	11,438	05/01/2020
17326F-AA-5	CITIGROUP COMMER CGCMT 2017-C4 A1 CMBS 2.121% 10/12/50		12/01/2020	Paydown		408,235	408,235	408,230	408,074	0	162	0	162	0	408,235	0	0	0	7,359	10/12/2050
17401Q-AG-6	CITIZENS BANK NA Corp Note Call 2.250% 03/02/20		03/02/2020	Maturity		280,000	280,000	275,853	279,423	0	577	0	577	0	280,000	0	0	0	3,150	03/02/2020
17401Q-AK-7	CITIZENS BANK NA Corp Note Non Call 0.930% 05/26/20		05/26/2020	Maturity		500,000	500,000	502,776	500,549	0	(549)	0	(549)	0	500,000	0	0	0	5,934	05/26/2020
174610-AN-5	CITIZENS FIN GRP Corp Note Call 2.375% 07/28/21		11/02/2020	CitiGroup		1,068,631	1,055,000	1,054,451	1,054,820	0	95	0	95	0	1,054,916	0	13,715	13,715	31,738	07/28/2021
198280-AD-1	COLUMBIA PIPELIN Corp Note Call MW 3.300% 06/01/20		06/01/2020	Maturity		150,000	150,000	150,297	150,090	0	(90)	0	(90)	0	150,000	0	0	0	2,475	06/01/2020
20030N-BR-1	COMCAST CORP Corp Note Call MW 2.750% 03/01/23		09/10/2020	Call 105.7160		1,384,880	1,310,000	1,334,510	1,321,574	0	(2,511)	0	(2,511)	0	1,319,063	0	(9,063)	(9,063)	111,805	03/01/2023
20030N-CV-1	COMCAST CORP Corp Note Non Call 0.555% 10/01/20		10/01/2020	Maturity		259,000	259,000	259,000	259,000	0	0	0	0	0	259,000	0	0	0	4,643	10/01/2020
200339-DW-6	COMERICA BANK Corp Note Non Call 2.500% 06/02/20		06/02/2020	Maturity		250,000	250,000	248,115	249,379	0	621	0	621	0	250,000	0	0	0	3,125	06/02/2020
238851-DH-4	DAIMLER FINANCE Corp Note Non Call Prv Plc 0.946% 05/04/20		05/04/2020	Maturity		150,000	150,000	150,000	150,000	0	0	0	0	0	150,000	0	0	0	1,682	05/04/2020
26078J-AG-5	DOWDUPONT Corp Note Non Call 0.931% 11/15/20		11/16/2020	Maturity		153,000	153,000	153,000	153,000	0	0	0	0	0	153,000	0	0	0	2,765	11/15/2020
26442U-AD-6	DUKE ENERGY PROG Corp Note Non Call 0.430% 09/08/20		09/08/2020	Maturity		375,000	375,000	375,000	375,000	0	0	0	0	0	375,000	0	0	0	3,564	09/08/2020
26875P-AL-5	EOG RESOURCES IN Corp Note Call MW 2.450% 04/01/20		04/01/2020	Maturity		1,735,000	1,735,000	1,732,293	1,734,881	0	119	0	119	0	1,735,000	0	0	0	21,254	04/01/2020
29372E-BW-7	Enterprise Fleet EFF 2017-1 A3 ABS Prv Plc 2.600% 07/20/22		09/20/2020	Paydown		2,480,000	2,480,000	2,479,382	2,479,847	0	153	0	153	0	2,480,000	0	0	0	39,327	07/20/2022
29373F-AB-0	Enterprise Fleet EFF 2018-2 A2 ABS Prv Plc 3.140% 02/20/24		12/20/2020	Paydown		1,723,048	1,723,048	1,722,787	1,722,896	0	151	0	151	0	1,723,048	0	0	0	28,290	02/20/2024

ANNUAL STATEMENT FOR THE YEAR 2020 OF THE UnitedHealthcare Plan of the River Valley, Inc.

SCHEDULE D - PART 4

Showing All Long-Term Bonds and Stocks SOLD, REDEEMED or Otherwise DISPOSED OF During Current Year

1	2	3	4	5	6	7	8	9	10	Change In Book/Adjusted Carrying Value					16	17	18	19	20	21
										11	12	13	14	15						
CUSIP Identification	Description	Foreign	Disposal Date	Name of Purchaser	Number of Shares of Stock	Consideration	Par Value	Actual Cost	Prior Year Book/ Adjusted Carrying Value	Unrealized Valuation Increase/ Decrease	Current Year's (Amortization)/ Accretion	Current Year's Other-Than-Temporary Impairment Recognized	Total Change in Book/ Adjusted Carrying Value (11+12-13)	Total Foreign Exchange Change in Book/ Adjusted Carrying Value	Book/ Adjusted Carrying Value at Disposal Date	Foreign Exchange Gain (Loss) on Disposal	Realized Gain (Loss) on Disposal	Total Gain (Loss) on Disposal	Bond Interest/ Stock Dividends Received During Year	Stated Contractual Maturity Date
29374A-AB-0	Enterprise Fleet EFF 2019-1 A2 ABS Prv Plc 2.980% 10/22/24		12/20/2020	Paydown		947,273	947,273	947,266	947,250	0	23	0	23	0	947,273	0	0	0	15,634	10/22/2024
29374W-AB-2	Enterprise Fleet EFF 2019-3 A2 ABS Prv Plc 2.060% 05/20/25		12/20/2020	Paydown		413,584	413,584	413,519	413,523	0	62	0	62	0	413,584	0	0	0	7,172	05/20/2025
29379V-AF-0	ENTERPRISE PRODU Corp Note MW 5.250% 01/31/20		01/31/2020	Maturity		94,000	94,000	95,895	94,132	0	(132)	0	(132)	0	94,000	0	0	0	2,468	01/31/2020
30161M-AH-6	EXELON GENERATIO Corp Note MW 25BP 4.000% 10/01/20		07/01/2020	Call	100.0000	1,050,000	1,050,000	1,104,264	1,054,151	0	(4,151)	0	(4,151)	0	1,050,000	0	0	0	31,500	10/01/2020
31677Q-BK-4	FIFTH THIRD BANK Corp Note Call 2.200% 10/30/20		09/30/2020	Call	100.0000	200,000	200,000	200,334	200,220	0	(220)	0	(220)	0	200,000	0	0	0	4,033	10/30/2020
31680Y-AB-3	Fifth Third Auto FITAT 2019-1 A2A ABS 2.660% 05/16/22		12/15/2020	Paydown		2,533,905	2,533,905	2,533,765	2,533,778	0	127	0	127	0	2,533,905	0	0	0	34,898	05/16/2022
341099-OM-9	FLORIDA PWIR CORP Corp Note MW 15BP 4.550% 04/01/20		04/01/2020	Maturity		519,000	519,000	528,845	520,808	0	(1,808)	0	(1,808)	0	519,000	0	0	0	11,807	04/01/2020
34532E-AE-5	Ford Credit Auto FORDO 2016-B A4 ABS 1.520% 08/15/21		02/15/2020	Paydown		536,054	536,054	533,437	535,836	0	218	0	218	0	536,054	0	0	0	1,217	08/15/2021
36255K-AD-3	GM Financial Aut GMALT 2018-2 A3 ABS 3.060% 06/21/21		05/12/2020	DAIWA CAPITAL MARKETS		550,383	548,925	548,894	548,902	0	(2)	0	(2)	0	548,900	0	1,483	1,483	6,719	06/21/2021
36255K-AD-3	GM Financial Aut GMALT 2018-2 A3 ABS 3.060% 06/21/21		04/20/2020	Paydown		635,697	635,697	635,661	635,671	0	26	0	26	0	635,697	0	0	0	3,898	06/21/2021
36256G-AD-1	GM Financial Aut GMALT 2018-3 A3 ABS 3.180% 06/21/21		05/12/2020	Merrill Lynch		1,496,525	1,489,138	1,489,020	1,489,074	0	(6)	0	(6)	0	1,489,068	0	7,457	7,457	18,942	06/21/2021
36256G-AD-1	GM Financial Aut GMALT 2018-3 A3 ABS 3.180% 06/21/21		04/20/2020	Paydown		730,862	730,862	730,805	730,831	0	31	0	31	0	730,862	0	0	0	5,477	06/21/2021
36257A-AD-3	GMALT 2019-2 A4 GMALT 2019-2 A3 ABS 2.670% 03/21/22		12/20/2020	Paydown		612,743	612,743	612,722	612,717	0	26	0	26	0	612,743	0	0	0	15,148	03/21/2022
369550-BB-3	GENERAL DYNAMICS Corp Note Non Call 0.738% 05/11/20		05/11/2020	Maturity		701,000	701,000	702,618	701,389	0	(389)	0	(389)	0	701,000	0	0	0	7,423	05/11/2020
369604-BD-4	GEN ELECTRIC CO Corp Note MW 2.700% 10/09/22		04/23/2020	Redemption		3,236,625	3,150,000	3,043,814	3,066,825	0	8,835	0	8,835	0	3,075,661	0	160,964	160,964	45,833	10/09/2022
38013M-AE-6	GM Financial Aut GMALT 2017-2 A4 ABS 2.180% 06/21/21		02/20/2020	Paydown		1,528,223	1,528,223	1,527,913	1,528,124	0	99	0	99	0	1,528,223	0	0	0	3,013	06/21/2021
39154T-AQ-1	GREAT AMERICA LE GALC 2018-1 A3 ABS Prv Plc 2.600% 06/15/21		12/15/2020	Paydown		1,338,278	1,338,278	1,338,108	1,338,196	0	82	0	82	0	1,338,278	0	0	0	17,410	06/15/2021
40428H-PV-8	HSBC USA INC Corp Note Non Call 2.750% 08/07/20		08/07/2020	Maturity		231,000	231,000	230,334	230,719	0	281	0	281	0	231,000	0	0	0	6,353	08/07/2020
43813F-AC-7	Honda Auto Recei HAROT 2017-4 A3 ABS 2.050% 11/22/21		12/21/2020	Paydown		317,082	317,082	317,037	317,068	0	15	0	15	0	317,082	0	0	0	3,329	11/22/2021
43814U-AG-4	Honda Auto Recei HAROT 2018-2 A3 ABS 3.010% 05/18/22		12/18/2020	Paydown		1,568,017	1,568,017	1,567,983	1,567,966	0	51	0	51	0	1,568,017	0	0	0	29,366	05/18/2022
43814W-AB-1	Honda Auto Recei HAROT 2019-1 A2 ABS 2.750% 09/20/21		05/12/2020	Merrill Lynch		1,637,024	1,627,425	1,627,320	1,627,329	0	42	0	42	0	1,627,371	0	9,653	9,653	18,150	09/20/2021
43814W-AB-1	Honda Auto Recei HAROT 2019-1 A2 ABS 2.750% 09/20/21		04/18/2020	Paydown		958,831	958,831	958,769	958,774	0	57	0	57	0	958,831	0	0	0	5,471	09/20/2021
446438-RU-9	HUNTINGTON NATL Corp Note Call 2.375% 03/10/20		02/10/2020	Call	100.0000	354,000	354,000	350,287	353,537	0	268	0	268	0	353,806	0	194	194	3,503	03/10/2020
44891J-AB-4	Hyundai Auto Rec HART 2019-B A2 ABS 1.930% 07/15/22		10/08/2020	Bank of America Sec		1,514,552	1,506,783	1,506,690	1,506,699	0	37	0	37	0	1,506,736	0	7,816	7,816	24,073	07/15/2022
44891J-AB-4	Hyundai Auto Rec HART 2019-B A2 ABS 1.930% 07/15/22		09/15/2020	Paydown		793,217	793,217	793,168	793,173	0	44	0	44	0	793,217	0	0	0	9,570	07/15/2022
448969-AB-1	Hyundai Auto Lea HALST 2019-A A2 ABS Prv Plc 2.920% 07/15/21		05/12/2020	DAIWA CAPITAL MARKETS		1,179,869	1,174,181	1,174,165	1,174,137	0	15	0	15	0	1,174,152	0	5,716	5,716	14,191	07/15/2021
448969-AB-1	Hyundai Auto Lea HALST 2019-A A2 ABS Prv Plc 2.920% 07/15/21		04/15/2020	Paydown		541,231	541,231	541,223	541,210	0	20	0	20	0	541,231	0	0	0	3,341	07/15/2021
458140-BA-7	INTEL CORP Corp Note Non Call 0.515% 05/11/20		05/11/2020	Maturity		300,000	300,000	300,000	300,000	0	0	0	0	0	300,000	0	0	0	2,860	05/11/2020
459745-GF-6	INTL LEASE FIN Corp Note Non Call 8.250% 12/15/20		05/13/2020	Morgan Stanley		452,880	450,000	546,188	472,031	0	(8,456)	0	(8,456)	0	463,576	0	(10,696)	(10,696)	15,469	12/15/2020

ANNUAL STATEMENT FOR THE YEAR 2020 OF THE UnitedHealthcare Plan of the River Valley, Inc.

SCHEDULE D - PART 4

Showing All Long-Term Bonds and Stocks SOLD, REDEEMED or Otherwise DISPOSED OF During Current Year

1	2	3	4	5	6	7	8	9	10	Change In Book/Adjusted Carrying Value					16	17	18	19	20	21
										11	12	13	14	15						
CUSIP Identification	Description	Foreign	Disposal Date	Name of Purchaser	Number of Shares of Stock	Consideration	Par Value	Actual Cost	Prior Year Book/ Adjusted Carrying Value	Unrealized Valuation Increase/ Decrease	Current Year's (Amortization)/ Accretion	Current Year's Other-Than-Temporary Impairment Recognized	Total Change in Book/ Adjusted Carrying Value (11+12-13)	Total Foreign Exchange Change in Book/ Adjusted Carrying Value	Book/ Adjusted Carrying Value at Disposal Date	Foreign Exchange Gain (Loss) on Disposal	Realized Gain (Loss) on Disposal	Total Gain (Loss) on Disposal	Bond Interest/ Stock Dividends Received During Year	Stated Contractual Maturity Date
46625H-QJ-2	JPMORGAN CHASE Corp Note Call 2.550% 03/01/21		05/13/2020	Goldman Sachs		1,630,624	1,610,000	1,608,793	1,609,705	0	93	0	93	0	1,609,797	0	20,827	20,827	28,967	03/01/2021
50117P-AC-3	Kubota Credit Ov KCOT 2018-1A A3 ABS Prv Plc 3.100% 08/15/22		10/08/2020	Bank of America Sec		1,477,455	1,458,315	1,459,056	1,458,629	0	(195)	0	(195)	0	1,458,434	0	19,021	19,021	37,422	08/15/2022
50117P-AC-3	Kubota Credit Ov KCOT 2018-1A A3 ABS Prv Plc 3.100% 08/15/22		09/15/2020	Paydown		791,685	791,685	792,087	791,855	0	(170)	0	(170)	0	791,685	0	0	0	13,497	08/15/2022
55336V-BG-4	MPLX LP Corp Note Call 1.130% 09/09/21 MARATHON OIL CORP Note Call 4.400%		09/13/2020	Call 100.0000		80,000	80,000	80,000	80,000	0	0	0	0	0	80,000	0	0	0	1,210	09/09/2021
565849-AP-1	07/15/27 MASSMUTUAL GBLB Corp Note Non Call Prv Plc		05/13/2020	Barclays Group Inc.		753,598	925,000	977,790	975,211	0	(2,256)	0	(2,256)	0	972,955	0	(219,358)	(219,358)	33,917	07/15/2027
57629W-CF-5	1.950% 09/22/20 Mercedes-Benz Au MBALT 2019-A A3 ABS		09/22/2020	Maturity		350,000	350,000	344,813	347,583	0	2,417	0	2,417	0	350,000	0	0	0	6,825	09/22/2020
58772T-AC-4	3.100% 11/15/21 MET LIFE GLOB Corp Note Non Call PRIV PLC		12/15/2020	Paydown		1,369,288	1,369,288	1,369,248	1,369,249	0	39	0	39	0	1,369,288	0	0	0	33,637	11/15/2021
59217G-CQ-0	2.160% 09/07/20 MIAF Equipment F MIAF 2019-A A2 ABS Prv Plc		09/07/2020	Maturity		800,000	800,000	800,000	800,000	0	0	0	0	0	800,000	0	0	0	7,085	09/07/2020
60700F-AC-7	2.840% 01/10/22 MORGAN STANLEY Corp Note MW 45BP 5.500%		12/10/2020	Paydown		3,136,211	3,136,211	3,135,790	3,135,988	0	223	0	223	0	3,136,211	0	0	0	47,804	01/10/2022
617446-7P-8	07/24/20 MORGAN STANLEY Corp Note Non Call 2.800%		07/24/2020	Maturity		500,000	500,000	515,990	507,618	0	(7,618)	0	(7,618)	0	500,000	0	0	0	27,500	07/24/2020
61761J-B3-2	06/16/20 NEW YORK LIFE GL Corp Note Non Call Prv Plc		06/16/2020	Maturity		726,000	726,000	727,916	726,105	0	(105)	0	(105)	0	726,000	0	0	0	10,164	06/16/2020
64952W-BY-8	1.950% 02/11/20 NEW YORK LIFE GL Corp Note Non Call Prv Plc		02/11/2020	Maturity		514,000	514,000	506,398	513,414	0	586	0	586	0	514,000	0	0	0	5,012	02/11/2020
64952W-CQ-4	1.590% 04/09/20 PNC BANK NA Corp Note Call 2.000%		04/09/2020	Maturity		124,000	124,000	124,000	124,000	0	0	0	0	0	124,000	0	0	0	1,395	04/09/2020
69353R-FC-7	05/19/20 PNC BANK NA Corp Note Non Call 0.741%		04/20/2020	Call 100.0000		250,000	250,000	246,483	248,987	0	802	0	802	0	249,789	0	211	211	2,097	05/19/2020
69353R-FD-5	05/19/20 PNC BANK NA Corp Note Call 0.570%		05/19/2020	Maturity		500,000	500,000	500,000	500,000	0	0	0	0	0	500,000	0	0	0	5,457	05/19/2020
69353R-FM-5	03/12/21 PACCAR FINL CORP Corp Note Non Call		03/12/2020	Call 100.0000		250,000	250,000	250,000	250,000	0	0	0	0	0	250,000	0	0	0	1,414	03/12/2021
69371R-P6-7	0.414% 11/13/20 PRICOA GLOB FUND Corp Note Non Call Prv Plc		11/13/2020	Maturity		709,000	709,000	709,000	709,000	0	0	0	0	0	709,000	0	0	0	9,163	11/13/2020
74153W-CG-2	2.550% 11/24/20 RYDER SYSTEM INC Corp Note Call MW 2.875%		11/24/2020	Maturity		600,000	600,000	595,194	597,530	0	2,471	0	2,471	0	600,000	0	0	0	15,300	11/24/2020
78355H-KA-6	09/01/20 Santander Drive SDART 2019-1 A2B ABS		08/03/2020	Call 100.0000		158,000	158,000	157,406	157,742	0	228	0	228	0	157,969	0	31	31	4,189	09/01/2020
80285H-AC-4	0.429% 01/18/22 Santander Drive SDART 2018-4 A3 ABS		03/15/2020	Paydown		209,341	209,341	209,341	209,341	0	0	0	0	0	209,341	0	0	0	572	01/18/2022
80285M-AE-9	3.010% 03/15/22 TECO FINANCE Corp Note MW 25BP 5.150%		02/15/2020	Paydown		215,840	215,840	215,840	215,815	0	25	0	25	0	215,840	0	0	0	740	03/15/2022
87875U-AK-8	03/15/20 TOYOTA MTR CRED Corp Note Non Call 0.470%		03/15/2020	Maturity		41,000	41,000	41,853	41,170	0	(170)	0	(170)	0	41,000	0	0	0	1,056	03/15/2020
89236T-GP-4	10/23/20 USAA CAP CORP Corp Note MW Prv Plc 3.000%		10/23/2020	Maturity		616,000	616,000	616,000	616,000	0	0	0	0	0	616,000	0	0	0	4,571	10/23/2020
90327Q-D2-2	07/01/20 US BANK NA OHIO Corp Note Call 0.503%		07/01/2020	Maturity		352,000	352,000	351,542	351,884	0	116	0	116	0	352,000	0	0	0	10,560	07/01/2020
90331H-NT-6	05/21/21 US BANK NA OHIO Corp Note Call 0.514%		05/21/2020	Call 100.0000		670,000	670,000	670,274	670,110	0	(110)	0	(110)	0	670,000	0	0	0	7,067	05/21/2021
90331H-NW-9	07/24/20 VENTAS REALTY LP Corp Note Call MW 4.125%		06/24/2020	Call 100.0000		300,000	300,000	300,000	300,000	0	0	0	0	0	300,000	0	0	0	3,877	07/24/2020
92277G-AG-2	01/15/26 VENTAS REALTY LP Corp Note Call MW 4.000%		06/09/2020	Various		515,915	505,000	545,546	531,841	0	(1,809)	0	(1,809)	0	530,031	0	(14,117)	(14,117)	18,454	01/15/2026
92277G-AM-9	03/01/28 VENTAS REALTY LP Corp Note Call MW 4.400%		05/15/2020	Market Axxess		719,650	725,000	719,439	720,313	0	185	0	185	0	720,498	0	(849)	(849)	20,783	03/01/2028
92277G-AN-7	01/15/29 CitiGroup		05/14/2020	CitiGroup		900,307	895,000	932,912	930,415	0	(1,298)	0	(1,298)	0	929,116	0	(28,809)	(28,809)	33,145	01/15/2029

ANNUAL STATEMENT FOR THE YEAR 2020 OF THE UnitedHealthcare Plan of the River Valley, Inc.

SCHEDULE D - PART 4

Showing All Long-Term Bonds and Stocks SOLD, REDEEMED or Otherwise DISPOSED OF During Current Year

1	2	3	4	5	6	7	8	9	10	Change In Book/Adjusted Carrying Value					16	17	18	19	20	21	
										11	12	13	14	15							
CUSIP Identification	Description	Foreign	Disposal Date	Name of Purchaser	Number of Shares of Stock	Consideration	Par Value	Actual Cost	Prior Year Book/ Adjusted Carrying Value	Unrealized Valuation Increase/ Decrease	Current Year's (Amortization)/ Accretion	Current Year's Other-Than-Temporary Impairment Recognized	Total Change in Book/ Adjusted Carrying Value (11+12-13)	Total Foreign Exchange Change in Book/ Adjusted Carrying Value	Book/ Adjusted Carrying Value at Disposal Date	Foreign Exchange Gain (Loss) on Disposal	Realized Gain (Loss) on Disposal	Total Gain (Loss) on Disposal	Bond Interest/ Stock Dividends Received During Year	Stated Contractual Maturity Date	
92826C-AB-8	VISA INC Corp Note Call MW 2.200% 12/14/20		12/14/2020	Maturity		857,000	857,000	858,374	857,841	0	(841)	0	(841)	0	857,000	0	0	0	18,854	12/14/2020	
931142-EF-6	WALMART INC Corp Note Non Call 0.345% 06/23/20		06/23/2020	Maturity		980,000	980,000	980,167	980,064	0	(64)	0	(64)	0	980,000	0	0	0	7,968	06/23/2020	
94106L-AW-9	WASTE MANAGEMENT Corp Note MW 25BP 4.750% 06/30/20		06/30/2020	Maturity		300,000	300,000	334,446	303,064	0	(3,064)	0	(3,064)	0	300,000	0	0	0	7,125	06/30/2020	
95040Q-AD-6	WELLS FARGO INC Corp Note Call MW 4.250% 04/15/28		05/14/2020	CitiGroup		815,343	790,000	789,676	789,727	0	10	0	10	0	789,737	0	25,606	25,606	19,865	04/15/2028	
98162Y-AB-9	World Omni Auto WOART 2019-A A2 ABS 3.020% 04/15/22		11/15/2020	Paydown		1,595,185	1,595,185	1,595,170	1,595,115	0	69	0	69	0	1,595,185	0	0	0	22,095	04/15/2022	
98163E-AB-2	World Omni Auto WOART 2018-C A2 ABS 2.800% 01/18/22		07/15/2020	Paydown		1,279,009	1,279,009	1,278,998	1,278,947	0	62	0	62	0	1,279,009	0	0	0	11,500	01/18/2022	
136452-AE-9	Canadian Pacer A CPART 2017-1A A4 ABS Prv Plc 2.286% 01/19/22	A	10/19/2020	Paydown		1,600,000	1,600,000	1,577,500	1,592,329	0	7,671	0	7,671	0	1,600,000	0	0	0	26,125	01/19/2022	
81376N-AD-7	Securitized Term SSTRT 2017-2A A3 ABS Prv Plc 2.040% 04/26/21	A	07/25/2020	Paydown		519,410	519,410	519,410	519,410	0	0	0	0	0	519,410	0	0	0	2,946	04/26/2021	
68784X-AD-8	OSCAR US Funding OSCAR 2018-2A A3 ABS Prv Plc 3.390% 09/12/22	D	12/10/2020	Paydown		1,013,440	1,013,442	1,013,392	1,013,389	0	52	0	52	0	1,013,442	0	0	0	27,791	09/12/2022	
3899999	Subtotal - Bonds - Industrial and Miscellaneous (Unaffiliated)					94,138,707	93,395,896	93,567,741	93,431,032	0	(464)	0	(464)	0	93,430,569	0	74,019	74,019	2,239,529	XXX	
8399997	Total - Bonds - Part 4					198,624,725	196,890,973	199,688,254	198,900,285	0	(1,109,009)	0	(1,109,009)	0	197,791,277	0	199,329	199,329	3,787,909	XXX	
8399998	Total - Bonds - Part 5					9,614,308	9,133,993	9,493,896	0	0	(100,270)	0	(100,270)	0	9,393,626	0	207,101	207,101	119,111	XXX	
8399999	Total - Bonds					208,239,033	206,024,966	209,182,150	198,900,285	0	(1,209,279)	0	(1,209,279)	0	207,184,903	0	406,430	406,430	3,907,020	XXX	
8999997	Total - Preferred Stocks - Part 4					0	XXX	0	0	0	0	0	0	0	0	0	0	0	0	0	XXX
8999998	Total - Preferred Stocks - Part 5					0	XXX	0	0	0	0	0	0	0	0	0	0	0	0	0	XXX
8999999	Total - Preferred Stocks					0	XXX	0	0	0	0	0	0	0	0	0	0	0	0	0	XXX
9799997	Total - Common Stocks - Part 4					0	XXX	0	0	0	0	0	0	0	0	0	0	0	0	0	XXX
9799998	Total - Common Stocks - Part 5					0	XXX	0	0	0	0	0	0	0	0	0	0	0	0	0	XXX
9799999	Total - Common Stocks					0	XXX	0	0	0	0	0	0	0	0	0	0	0	0	0	XXX
9899999	Total - Preferred and Common Stocks					0	XXX	0	0	0	0	0	0	0	0	0	0	0	0	0	XXX
9999999	Totals					208,239,033	XXX	209,182,150	198,900,285	0	(1,209,279)	0	(1,209,279)	0	207,184,903	0	406,430	406,430	3,907,020	XXX	

ANNUAL STATEMENT FOR THE YEAR 2020 OF THE UnitedHealthcare Plan of the River Valley, Inc.

SCHEDULE D - PART 5

Showing All Long-Term Bonds and Stocks ACQUIRED During Year and Fully DISPOSED OF During Current Year

1	2	3	4	5	6	7	8	9	10	11	Change in Book/Adjusted Carrying Value					17	18	19	20	21		
											12	13	14	15	16							
CUSIP Identification	Description	Foreign	Date Acquired	Name of Vendor	Disposal Date	Name of Purchaser	Par Value (Bonds) or Number of Shares (Stock)	Actual Cost	Consideration	Book/ Adjusted Carrying Value at Disposal	Unrealized Valuation Increase/ (Decrease)	Current Year's (Amortization)/ Accretion	Current Year's Other-Than-Temporary Impairment Recognized	Total Change in Book/ Adjusted Carrying Valu (12 + 13 - 14)	Total Foreign Exchange Change in Book/ Adjusted Carrying Value	Foreign Exchange Gain (Loss) on Disposal	Realized Gain (Loss) on Disposal	Total Gain (Loss) on Disposal	Interest and Dividends Received During Year	Paid for Accrued Interest and Dividends		
912828-Z9-4	US Treasury Note 1.500% 02/15/30		02/28/2020	Barclays Group Inc.	10/19/2020	Goldman Sachs	5,600,000	5,796,000	6,001,188	5,784,139	0	(11,861)	0	(11,861)	0	0	217,049	217,049	57,065	3,692		
0599999. Subtotal - Bonds - U.S. Governments							5,600,000	5,796,000	6,001,188	5,784,139	0	(11,861)	0	(11,861)	0	0	217,049	217,049	57,065	3,692		
3131XY-WF-2	FHLMC Pool ZM5146 MBS 4.000% 12/01/47		08/18/2020	DAIWA CAPITAL MARKETS	12/01/2020	Paydown	135,590	146,014	135,590	135,590	0	(10,423)	0	(10,423)	0	0	0	0	1,178	271		
3133KK-AH-2	FHLMC Pool RA3608 MBS 2.500% 09/01/50		09/25/2020	JP Morgan Chase	12/01/2020	Paydown	55,410	58,458	55,410	55,410	0	(3,048)	0	(3,048)	0	0	0	0	272	104		
3133KK-D6-3	FHLMC Pool RA3725 MBS 2.000% 10/01/50		09/21/2020	Pierpont Securities LLC	12/01/2020	Paydown	41,098	42,533	41,098	41,098	0	(1,435)	0	(1,435)	0	0	0	0	139	48		
3140J9-SN-2	FNMA Pool BMS024 MBS 3.000% 11/01/48		01/07/2020	JP Morgan Chase	12/01/2020	Paydown	517,996	530,177	517,996	517,996	0	(12,181)	0	(12,181)	0	0	0	0	8,987	302		
31400B-2E-7	FNMA Pool CA4372 MBS 4.500% 10/01/49		07/24/2020	Nomura Securities	12/01/2020	Paydown	98,577	106,301	98,577	98,577	0	(7,724)	0	(7,724)	0	0	0	0	1,068	320		
31400C-4B-9	FNMA Pool FM2963 MBS 3.000% 02/01/50		05/20/2020	JP Morgan Chase	12/01/2020	Paydown	427,544	451,326	427,544	427,544	0	(23,782)	0	(23,782)	0	0	0	0	4,730	713		
31400E-X0-0	FNMA Pool CA6986 MBS 2.000% 09/01/50		10/16/2020	JP Morgan Chase	12/01/2020	Paydown	7,247	7,521	7,247	7,247	0	(275)	0	(275)	0	0	0	0	20	7		
31400F-A3-3	FNMA Pool CA7225 MBS 2.000% 10/01/50		10/14/2020	Merrill Lynch	12/01/2020	Paydown	19,927	20,693	19,927	19,927	0	(766)	0	(766)	0	0	0	0	58	16		
3140X6-JH-5	FNMA Pool FM2963 MBS 3.000% 02/01/50		05/20/2020	Nomura Securities	12/01/2020	Paydown	418,813	443,876	418,813	418,813	0	(25,063)	0	(25,063)	0	0	0	0	4,705	698		
3199999. Subtotal - Bonds - U.S. Special Revenues							1,722,202	1,806,899	1,722,202	1,722,202	0	(84,697)	0	(84,697)	0	0	0	0	0	21,157	2,479	
00206R-WF-6	AT&T INC Corp Note Call MW Prv Plc 2.550% 12/01/33		12/07/2020	Taxable Exchange	12/08/2020	Northern Trust	277	278	277	278	0	0	0	0	0	0	(1)	(1)	0	0		
00287Y-BW-8	ABBVIE INC Corp Note Call MW Prv Plc 3.200% 11/21/29		08/04/2020	Goldman Sachs	11/19/2020	Tax Free Exchange	500,000	564,965	563,061	563,061	0	(1,904)	0	(1,904)	0	0	0	0	7,911	3,333		
031162-BM-1	AMGEN INC Corp Note MW 30BP 3.875% 11/15/21		11/13/2020	Market Axess	12/16/2020	Call 103,1400	432,514	443,660	446,095	442,461	0	(1,199)	0	(1,199)	0	0	(9,947)	(9,947)	15,024	93		
110122-BX-5	BRISTOL-MYERS Corp Note MW Prv Plc 2.550% 05/14/21		05/01/2020	Various	07/17/2020	Tax Free Exchange	179,000	182,150	181,540	181,540	0	(610)	0	(610)	0	0	0	0	3,081	2,168		
14448C-AA-2	CARRIER GLOBAL Corp Note Call MW Prv Plc 2.722% 02/15/30		02/13/2020	Morgan Stanley	12/08/2020	Tax Free Exchange	700,000	699,944	699,945	699,945	0	1	0	1	0	0	0	0	14,873	0		
3899999. Subtotal - Bonds - Industrial and Miscellaneous (Unaffiliated)							1,811,791	1,890,997	1,890,918	1,887,285	0	(3,712)	0	(3,712)	0	0	(9,948)	(9,948)	40,889	5,594		
8399998. Total - Bonds							9,133,993	9,493,896	9,614,308	9,393,626	0	(100,270)	0	(100,270)	0	0	207,101	207,101	119,111	11,765		
8999998. Total - Preferred Stocks							0	0	0	0	0	0	0	0	0	0	0	0	0	0	0	0
9799998. Total - Common Stocks							0	0	0	0	0	0	0	0	0	0	0	0	0	0	0	0
9899999. Total - Preferred and Common Stocks							0	0	0	0	0	0	0	0	0	0	0	0	0	0	0	0
9999999 - Totals							9,493,896	9,614,308	9,393,626	9,393,626	0	(100,270)	0	(100,270)	0	0	207,101	207,101	119,111	11,765		

Schedule D-Part 6-Section 1-Valuation of Shares of Subsidiary, Controlled or Affiliated Companies

N O N E

Schedule D - Part 6 - Section 2

N O N E

ANNUAL STATEMENT FOR THE YEAR 2020 OF THE UnitedHealthcare Plan of the River Valley, Inc.

SCHEDULE DA - PART 1

Showing All SHORT-TERM INVESTMENTS Owned December 31 of Current Year

1	Codes		4	5	6	7	Change in Book/Adjusted Carrying Value				12	13	Interest					20	
	2	3					8	9	10	11			14	15	16	17	18		19
Description	Code	For- eign	Date Acquired	Name of Vendor	Maturity Date	Book/ Adjusted Carrying Value	Unrealized Valuation Increase/ (Decrease)	Current Year's (Amor- tization)/ Accretion	Current Year's Other- Than- Temporary Impairment Recognized	Total Foreign Exchange Change in Book/ Adjusted Carrying Value	Par Value	Actual Cost	Amount Due and Accrued Dec. 31 of Current Year on Bond Not in Default	Non- Admitted Due and Accrued	Rate of	Effective Rate of	When Paid	Amount Received During Year	Paid for Accrued Interest
US Treasury Bill			05/01/2020	Nomura Securities	03/25/2021	1,999,375	0	1,844	0	0	2,000,000	1,997,531	0	0	0.135	0.138	JMAT	0	0
US Treasury Bill			04/03/2020	RBS Securities	03/25/2021	1,499,529	0	1,530	0	0	1,500,000	1,498,000	0	0	0.136	0.138	JMAT	0	0
US Treasury Bill			04/01/2020	Barclays Group Inc.	03/25/2021	6,997,416	0	8,522	0	0	7,000,000	6,988,893	0	0	0.160	0.162	JMAT	0	0
US Treasury Bill			06/25/2020	Nomura Securities	03/25/2021	1,699,329	0	1,526	0	0	1,700,000	1,697,804	0	0	0.171	0.174	JMAT	0	0
US Treasury Bill			08/31/2020	Nomura Securities	04/22/2021	1,999,322	0	745	0	0	2,000,000	1,998,576	0	0	0.110	0.112	JMAT	0	0
US Treasury Bill			05/19/2020	BNP Paribas Securities Corp	04/22/2021	1,699,187	0	1,654	0	0	1,700,000	1,697,533	0	0	0.155	0.157	JMAT	0	0
US Treasury Bill			08/31/2020	Nomura Securities	07/15/2021	1,998,781	0	762	0	0	2,000,000	1,998,019	0	0	0.113	0.114	JMAT	0	0
US Treasury Note			08/21/2020	Nomura Securities	08/12/2021	1,998,550	0	864	0	0	2,000,000	1,997,686	0	0	0.117	0.119	JMAT	0	0
US Treasury Note			09/04/2020	Goldman Sachs	08/12/2021	799,380	0	319	0	0	800,000	799,061	0	0	0.125	0.127	JMAT	0	0
US Treasury Bill			09/29/2020	RBC Capital Markets	09/09/2021	1,698,666	0	494	0	0	1,700,000	1,698,173	0	0	0.113	0.114	JMAT	0	0
US Treasury Bill			09/29/2020	Morgan Stanley	03/18/2021	1,699,668	0	406	0	0	1,700,000	1,699,262	0	0	0.092	0.094	JMAT	0	0
US Treasury Note			12/22/2020	Nomura Securities	12/15/2021	2,048,127	0	(1,248)	0	0	2,000,000	2,049,375	2,452	0	2.625	0.099	JD	0	1,154
0199999. Subtotal - Bonds - U.S. Governments - Issuer Obligations						26,137,330	0	17,418	0	0	26,100,000	26,119,913	2,452	0	XXX	XXX	XXX	0	1,154
0599999. Total - U.S. Government Bonds						26,137,330	0	17,418	0	0	26,100,000	26,119,913	2,452	0	XXX	XXX	XXX	0	1,154
1099999. Total - All Other Government Bonds						0	0	0	0	0	0	0	0	0	XXX	XXX	XXX	0	0
1799999. Total - U.S. States, Territories and Possessions Bonds						0	0	0	0	0	0	0	0	0	XXX	XXX	XXX	0	0
2499999. Total - U.S. Political Subdivisions Bonds						0	0	0	0	0	0	0	0	0	XXX	XXX	XXX	0	0
3199999. Total - U.S. Special Revenues Bonds						0	0	0	0	0	0	0	0	0	XXX	XXX	XXX	0	0
ABBVIE INC Corp Note MW			11/19/2020	Tax Free Exchange	11/19/2021	399,973	0	4	0	0	400,000	399,969	1,003	0	2.150	2.158	JN	0	4,300
BMW US CAP LLC Corp Note Non Call Prv Plc			11/12/2020	Mizuho Investor Sec Co	08/13/2021	137,309	0	(63)	0	0	137,000	137,373	133	0	0.714	0.350	FMAN	0	8
BANK OF AMER GRP Corp Note MW			05/14/2020	Merrill Lynch	04/19/2021	166,955	(2,000)	0	0	0	166,000	168,955	872	0	2.625	0.679	AO	2,179	351
BRISTOL-MYERS Corp Note MW			07/17/2020	Tax Free Exchange	05/14/2021	180,133	0	(1,407)	0	0	179,000	181,540	596	0	2.550	0.820	JN	2,282	799
CATERPILLAR FINL Corp Note Non Call			05/01/2020	Cantor Fitzgerald	03/15/2021	248,836	0	539	0	0	249,000	248,298	53	0	0.447	1.296	JMSD	1,259	336
CENTERPOINT HOUS Corp Note Call MW			11/13/2020	Goldman Sachs	05/01/2021	251,328	0	(499)	0	0	250,000	251,828	385	0	1.850	0.241	JD	2,313	2,133
CISCO SYSTEMS Corp Note MW			11/13/2020	Market Axess	02/28/2021	862,668	0	(2,070)	0	0	860,000	864,739	6,464	0	2.200	0.234	FA	0	4,152
CISCO SYSTEMS Corp Note Call MW			11/12/2020	Market Axess	08/20/2021	164,693	0	(341)	0	0	163,000	165,034	846	0	1.850	0.208	MS	0	469
DAIMLER FINANCE Corp Note Non Call Prv Plc			06/24/2020	RBC Capital Markets	02/22/2021	332,629	0	1,344	0	0	333,000	331,285	239	0	0.663	1.582	FMAN	1,297	262
JOHN DEERE CAP Corp Note Non Call			11/13/2020	Merrill Lynch	09/10/2021	396,794	0	(1,413)	0	0	399,000	398,208	3,748	0	3.125	0.212	JMS	0	2,262
ENTERGY ARKANSAS Corp Note Call MW			06/25/2020	Toronto Dominion Sec	02/15/2021	412,000	0	(5,414)	0	0	412,000	417,414	5,837	0	3.750	0.266	FA	7,725	5,751
FIFTH THIRD BANK Corp Note Call			10/30/2020	Merrill Lynch	09/01/2021	416,259	0	(1,776)	0	0	409,000	418,035	2,940	0	2.875	0.203	AO	0	1,045
GILEAD SCIENCES Corp Note Non Call			09/23/2020	Barclays Group Inc.	09/17/2021	74,000	0	0	0	0	74,000	74,000	12	0	0.379	0.396	JMSD	59	0
GLENCORE FUNDING LLC Disc Comm Paper			09/22/2020	Merrill Lynch	03/19/2021	399,494	0	648	0	0	400,000	398,846	0	0	0.590	0.600	JMAT	0	0
HONEYWELL INTL Corp Note MW 10BP			11/13/2020	Merrill Lynch	03/01/2021	174,147	0	(875)	0	0	173,000	175,022	2,451	0	4.250	0.199	MS	0	1,552
KEY BANK NA Corp Note Non Call			12/15/2020	Toronto Dominion Sec	11/22/2021	73,517	0	(22)	0	0	73,000	73,539	81	0	1.023	0.238	FMAN	0	52
KROGER CO Corp Note Call MW 20BP			11/13/2020	National Financial Services Co	10/01/2021	418,067	0	(1,339)	0	0	410,000	419,405	2,016	0	2.950	0.314	JN	0	538
MASTERCARD INC Corp Note Call MW			12/01/2020	Goldman Sachs	10/21/2021	263,750	0	(374)	0	0	260,000	264,124	578	0	2.000	0.202	JN	0	173
NORTRON GRUMMAN Corp Note MW			10/08/2020	Credit Suisse	03/15/2021	153,984	0	(1,078)	0	0	153,000	155,062	1,577	0	3.500	0.302	MS	0	417
ORACLE CORP Corp Note Call MW			12/15/2020	CitiGroup	08/01/2021	353,491	0	(251)	0	0	350,000	353,742	1,958	0	1.900	0.179	JMS	0	1,699
PFIZER INC Corp Note MW			12/15/2020	Toronto Dominion Sec	12/15/2021	321,018	0	(260)	0	0	315,000	321,278	308	0	2.200	0.193	JD	0	39
ST Engineering North America, Disc Comm Paper			10/06/2020	Mizuho Investor Sec Co	04/08/2021	799,569	0	378	0	0	800,000	799,191	0	0	0.200	0.203	JMAT	0	0
Schlumberger Holdings Corp Disc Comm Paper			08/19/2020	CitiGroup	07/29/2021	797,815	0	1,398	0	0	800,000	796,418	0	0	0.470	0.478	JMAT	0	0
CHARLES SCHWAB Corp Note Call			12/09/2020	Stifel Nicolaus & Co.	05/21/2021	299,823	0	(423)	0	0	300,246	297,000	1,073	0	3.250	0.781	JN	0	536
USAA CAP CORP Corp Note MW Prv Plc			12/15/2020	Market Axess	06/01/2021	843,302	0	(825)	0	0	835,000	844,127	1,827	0	2.625	0.223	JD	0	974
WASTE MANAGEMENT INC, Disc Comm Paper			09/21/2020	Wells Fargo	09/20/2021	311,974	0	394	0	0	313,000	311,580	0	0	0.450	0.458	JMAT	0	0
WELLS FARGO CO Corp Note Non Call			11/18/2020	ACADEMY SECURITIES, INC	07/26/2021	252,536	0	(512)	0	0	250,000	253,048	2,260	0	2.100	0.312	JJ	0	1,663
WISCONSIN PUBLIC Corp Note MW			12/04/2020	National Financial Services Co	11/21/2021	579,409	0	(1,151)	0	0	564,000	580,559	2,099	0	3.350	0.263	JN	0	892
3299999. Subtotal - Bonds - Industrial and Miscellaneous (Unaffiliated) - Issuer Obligations						10,085,473	0	(17,388)	0	0	10,014,000	10,102,865	39,356	0	XXX	XXX	XXX	17,114	30,403
3899999. Total - Industrial and Miscellaneous (Unaffiliated) Bonds						10,085,473	0	(17,388)	0	0	10,014,000	10,102,865	39,356	0	XXX	XXX	XXX	17,114	30,403
4899999. Total - Hybrid Securities						0	0	0	0	0	0	0	0	0	XXX	XXX	XXX	0	0
5599999. Total - Parent, Subsidiaries and Affiliates Bonds						0	0	0	0	0	0	0	0	0	XXX	XXX	XXX	0	0
6099999. Subtotal - SVO Identified Funds						0	0	0	0	0	0	0	0	0	XXX	XXX	XXX	0	0
6599999. Subtotal - Unaffiliated Bank Loans						0	0	0	0	0	0	0	0	0	XXX	XXX	XXX	0	0
7699999. Total - Issuer Obligations						36,222,803	0	30	0	0	36,114,000	36,222,778	41,808	0	XXX	XXX	XXX	17,114	31,557
7799999. Total - Residential Mortgage-Backed Securities						0	0	0	0	0	0	0	0	0	XXX	XXX	XXX	0	0

E17

ANNUAL STATEMENT FOR THE YEAR 2020 OF THE UnitedHealthcare Plan of the River Valley, Inc.

SCHEDULE DA - PART 1

Showing All SHORT-TERM INVESTMENTS Owned December 31 of Current Year

1	Codes		4	5	6	7	Change in Book/Adjusted Carrying Value				12	13	Interest					20	
	2	3					8	9	10	11			14	15	16	17	18		19
Description	Code	For- eign	Date Acquired	Name of Vendor	Maturity Date	Book/ Adjusted Carrying Value	Unrealized Valuation Increase/ (Decrease)	Current Year's (Amor- tization)/ Accretion	Current Year's Other- Than- Temporary Impairment Recognized	Total Foreign Exchange Change in Book/ Adjusted Carrying Value	Par Value	Actual Cost	Amount Due and Accrued Dec. 31 of Current Year on Bond Not in Default	Non- Admitted Due and Accrued	Rate of	Effective Rate of	When Paid	Amount Received During Year	Paid for Accrued Interest
7899999. Total - Commercial Mortgage-Backed Securities						0	0	0	0	0	0	0	0	0	XXX	XXX	XXX	0	0
7999999. Total - Other Loan-Backed and Structured Securities						0	0	0	0	0	0	0	0	0	XXX	XXX	XXX	0	0
8099999. Total - SVO Identified Funds						0	0	0	0	0	0	0	0	0	XXX	XXX	XXX	0	0
8199999. Total - Affiliated Bank Loans						0	0	0	0	0	0	0	0	0	XXX	XXX	XXX	0	0
8299999. Total - Unaffiliated Bank Loans						0	0	0	0	0	0	0	0	0	XXX	XXX	XXX	0	0
8399999. Total Bonds						36,222,803	0	30	0	0	36,114,000	36,222,778	41,808	0	XXX	XXX	XXX	17,114	31,557
8699999. Total - Parent, Subsidiaries and Affiliates						0	0	0	0	0	XXX	0	0	0	XXX	XXX	XXX	0	0
9199999 - Totals						36,222,803	0	30	0	0	XXX	36,222,778	41,808	0	XXX	XXX	XXX	17,114	31,557

Book/Adjusted Carrying Value by NAIC Designation Category Footnote:

1A ..\$	26,137,330	1B ..\$	843,302	1C ..\$	0	1D ..\$	799,569	1E ..\$	2,088,926	1F ..\$	3,000,797	1G ..\$	1,010,222
2A ..\$	2,188,673	2B ..\$	153,984	2C ..\$	0								
3A ..\$	0	3B ..\$	0	3C ..\$	0								
4A ..\$	0	4B ..\$	0	4C ..\$	0								
5A ..\$	0	5B ..\$	0	5C ..\$	0								
6 ..\$	0												

Schedule DB - Part A - Section 1 - Options, Caps, Floors, Collars, Swaps and Forwards Open

NONE

Schedule DB - Part A - Section 2 - Options, Caps, Floors, Collars, Swaps and Forwards Terminated

NONE

Schedule DB - Part B - Section 1 - Futures Contracts Open

NONE

Schedule DB - Part B - Section 1B - Brokers with whom cash deposits have been made

NONE

Schedule DB - Part B - Section 2 - Futures Contracts Terminated

NONE

Schedule DB - Part D - Section 1 - Counterparty Exposure for Derivative Instruments Open

NONE

Schedule DB - Part D-Section 2 - Collateral for Derivative Instruments Open - Pledged By

NONE

Schedule DB - Part D-Section 2 - Collateral for Derivative Instruments Open - Pledged To

NONE

Schedule DB - Part E - Derivatives Hedging Variable Annuity Guarantees as of December 31 of
Current Year

NONE

Schedule DL - Part 1 - Reinvested Collateral Assets Owned

NONE

Schedule DL - Part 2 - Reinvested Collateral Assets Owned

NONE

ANNUAL STATEMENT FOR THE YEAR 2020 OF THE UnitedHealthcare Plan of the River Valley, Inc.

SCHEDULE E - PART 2 - CASH EQUIVALENTS

Show Investments Owned December 31 of Current Year

1 CUSIP	2 Description	3 Code	4 Date Acquired	5 Rate of Interest	6 Maturity Date	7 Book/Adjusted Carrying Value	8 Amount of Interest Due and Accrued	9 Amount Received During Year
	US Treasury Bill		12/22/2020	0.068	01/21/2021	3,299,875	.0	56
	US Treasury Bill		12/31/2020	0.026	01/28/2021	7,939,845	.0	6
	US Treasury Bill		11/25/2020	0.084	02/25/2021	6,594,154	.0	539
0199999	Subtotal - Bonds - U.S. Governments - Issuer Obligations					17,833,874	0	601
0599999	Total - U.S. Government Bonds					17,833,874	0	601
1099999	Total - All Other Government Bonds					0	0	0
1799999	Total - U.S. States, Territories and Possessions Bonds					0	0	0
2499999	Total - U.S. Political Subdivisions Bonds					0	0	0
3199999	Total - U.S. Special Revenues Bonds					0	0	0
3899999	Total - Industrial and Miscellaneous (Unaffiliated) Bonds					0	0	0
4899999	Total - Hybrid Securities					0	0	0
5599999	Total - Parent, Subsidiaries and Affiliates Bonds					0	0	0
6099999	Subtotal - SVO Identified Funds					0	0	0
6599999	Subtotal - Unaffiliated Bank Loans					0	0	0
7699999	Total - Issuer Obligations					17,833,874	0	601
7799999	Total - Residential Mortgage-Backed Securities					0	0	0
7899999	Total - Commercial Mortgage-Backed Securities					0	0	0
7999999	Total - Other Loan-Backed and Structured Securities					0	0	0
8099999	Total - SVO Identified Funds					0	0	0
8199999	Total - Affiliated Bank Loans					0	0	0
8299999	Total - Unaffiliated Bank Loans					0	0	0
8399999	Total Bonds					17,833,874	0	601
09248U-71-8	BlackRock Liquidity Funds T-Fund Port		12/04/2020	0.000		19,437,710	.0	13,044
38141W-32-3	Goldman Sachs Treasury Obligations Fund		12/01/2020	0.000		50,661,680	.0	6,886
38142B-88-0	Goldman Sachs Financial Square Federal Fund		12/01/2020	0.000		787,475	.0	74
61747C-58-2	Morgan Stanley Institutional Liquidity Fund Treasury Port		12/01/2020	0.000		5,129,949	.0	214
665279-87-3	Northern Inst Ins-Treasury Port		12/01/2020	0.000		343,751	.0	4
825252-40-6	Invesco AIM STIT TREASURY MMF		12/01/2020	0.000		771,873	.0	11,591
94975H-29-6	Wells Fargo Treasury Plus MMKT Fund - Inst		12/01/2020	0.000		9,404,258	.0	332
8599999	Subtotal - Exempt Money Market Mutual Funds - as Identified by the SVO					86,536,696	0	32,145
147539-67-0	DEUTSCHE INV MGT CASH ACCT GOV/AGENCY DWS-1ST		12/01/2020	0.000		4,398,448	.0	313
25160K-20-7	DEUTSCHE GOV MMKT Gov Series Ins Shares		12/01/2020	0.000		1,548,843	.0	1,138
26200T-10-9	Dreyfus Inst Preferred Money Market			0.000			.0	452
26200X-20-9	Dreyfus Inst Pred Govt MMF-Hamilton		12/01/2020	0.000		5,450,849	.0	435
38141W-27-3	Goldman Sachs Government Fund		12/04/2020	0.000		3,228,310	.0	172
38141W-36-4	Goldman Sachs Prime Oblg Fund - Inst			0.000			.0	3,578
40428X-10-7	HSBC HSBC US GOVT MMKT-I		12/04/2020	0.000		30,358,028	.0	1,132
4812A0-36-7	JP Morgan Prime MMF			0.000			.0	458
4812C0-67-0	JP Morgan US Govt MMKT OP		12/04/2020	0.000		1,642,876	.0	887
61747C-70-7	Morgan Stanley Institutional Liquidity Fund Government Port		12/24/2020	0.000		16,306,574	.0	2,166
61747C-71-5	Morgan Stanley Institutional Liquidity Funds Prime Port			0.000			.0	1,930
665278-70-1	Northern Inst Govt Select Port		12/31/2020	0.000		3,949,179	.0	2,544
74926P-69-6	TUGXX US Equity US Government Money Market		12/01/2020	0.000		869,643	.0	364
825252-88-5	Invesco AIM STIT GOVT & AGENCY-INST MMF		12/01/2020	0.000		90,346	.0	21,995
94975P-40-5	Wells Fargo Government MMKT Fund-Inst Cls		12/01/2020	0.000		3,260,573	.0	136
8699999	Subtotal - All Other Money Market Mutual Funds					71,103,669	0	37,700
	UHC Liquidity Pool Pro Rata Share Portion		12/31/2020	0.000		7,388,944	.0	132
8799999	Subtotal - Other Cash Equivalents					7,388,944	0	132
8899999	Total Cash Equivalents					182,863,183	0	70,578

Book/Adjusted Carrying Value by NAIC Designation Category Footnote:

1A	\$ 17,833,874	1B	\$ 0	1C	\$ 0	1D	\$ 0	1E	\$ 0	1F	\$ 0	1G	\$ 0
2A	\$ 0	2B	\$ 0	2C	\$ 0								
3A	\$ 0	3B	\$ 0	3C	\$ 0								
4A	\$ 0	4B	\$ 0	4C	\$ 0								
5A	\$ 0	5B	\$ 0	5C	\$ 0								
6	\$ 0												

SCHEDULE E - PART 3 - SPECIAL DEPOSITS

States, Etc.	1 Type of Deposit	2 Purpose of Deposit	Deposits For the Benefit of All Policyholders		All Other Special Deposits	
			3 Book/Adjusted Carrying Value	4 Fair Value	5 Book/Adjusted Carrying Value	6 Fair Value
1. Alabama	AL		0	0	0	0
2. Alaska	AK		0	0	0	0
3. Arizona	AZ		0	0	0	0
4. Arkansas	AR		0	0	0	0
5. California	CA		0	0	0	0
6. Colorado	CO		0	0	0	0
7. Connecticut	CT		0	0	0	0
8. Delaware	DE		0	0	0	0
9. District of Columbia	DC		0	0	0	0
10. Florida	FL		0	0	0	0
11. Georgia	GA		0	0	0	0
12. Hawaii	HI		0	0	0	0
13. Idaho	ID		0	0	0	0
14. Illinois	IL	B Multiple	1,557,910	1,565,263	0	0
15. Indiana	IN		0	0	0	0
16. Iowa	IA		0	0	0	0
17. Kansas	KS		0	0	0	0
18. Kentucky	KY		0	0	0	0
19. Louisiana	LA		0	0	0	0
20. Maine	ME		0	0	0	0
21. Maryland	MD		0	0	0	0
22. Massachusetts	MA		0	0	0	0
23. Michigan	MI		0	0	0	0
24. Minnesota	MN		0	0	0	0
25. Mississippi	MS		0	0	0	0
26. Missouri	MO		0	0	0	0
27. Montana	MT		0	0	0	0
28. Nebraska	NE		0	0	0	0
29. Nevada	NV		0	0	0	0
30. New Hampshire	NH		0	0	0	0
31. New Jersey	NJ		0	0	0	0
32. New Mexico	NM		0	0	0	0
33. New York	NY		0	0	0	0
34. North Carolina	NC		0	0	0	0
35. North Dakota	ND		0	0	0	0
36. Ohio	OH		0	0	0	0
37. Oklahoma	OK		0	0	0	0
38. Oregon	OR		0	0	0	0
39. Pennsylvania	PA		0	0	0	0
40. Rhode Island	RI		0	0	0	0
41. South Carolina	SC		0	0	0	0
42. South Dakota	SD		0	0	0	0
43. Tennessee	TN	B TennCare Medicaid Program Contract	0	0	26,729,429	26,860,250
44. Texas	TX		0	0	0	0
45. Utah	UT		0	0	0	0
46. Vermont	VT		0	0	0	0
47. Virginia	VA	B VA Ins Code Stat 38.2-4310.1	0	0	310,753	311,231
48. Washington	WA		0	0	0	0
49. West Virginia	WV		0	0	0	0
50. Wisconsin	WI		0	0	0	0
51. Wyoming	WY		0	0	0	0
52. American Samoa	AS		0	0	0	0
53. Guam	GU		0	0	0	0
54. Puerto Rico	PR		0	0	0	0
55. U.S. Virgin Islands	VI		0	0	0	0
56. Northern Mariana Islands	MP		0	0	0	0
57. Canada	CAN		0	0	0	0
58. Aggregate Alien and Other	OT	XXX XXX	0	0	510,419	510,419
59. Subtotal	XXX	XXX	1,557,910	1,565,263	27,550,601	27,681,900
DETAILS OF WRITE-INS						
5801. Optum Health Bank Demand Deposit Account	ST	Collateral	0	0	510,419	510,419
5802.						
5803.						
5898. Summary of remaining write-ins for Line 58 from overflow page	XXX	XXX	0	0	0	0
5899. Totals (Lines 5801 thru 5803 plus 5898)(Line 58 above)	XXX	XXX	0	0	510,419	510,419

**ANNUAL STATEMENT FOR THE YEAR 2020
 UNITEDHEALTHCARE PLAN OF THE RIVER VALLEY, INC.
 STATEMENT OF ACTUARIAL OPINION**

Table of Key Indicators.

This Opinion is: Unqualified Qualified Adverse Inconclusive

IDENTIFICATION SECTION:

Prescribed Wording Only Prescribed Wording with Additional Wording Revised Wording

SCOPE SECTION:

Prescribed Wording Only Prescribed Wording with Additional Wording Revised Wording

RELIANCE SECTION:

Prescribed Wording Only Prescribed Wording with Additional Wording Revised Wording

OPINION SECTION:

Prescribed Wording Only Prescribed Wording with Additional Wording Revised Wording

RELEVANT COMMENTS:

Revised Wording

The Actuarial Memorandum includes “Deviation from Standard” wording regarding conformity with an Actuarial Standard of Practice.

Identification.

I, Gary Iannone, am Vice President, Corporate Actuarial Services, of United HealthCare Services, Inc., of which UnitedHealthcare Plan of the River Valley, Inc. is an affiliate. I am a member of the American Academy of Actuaries. I was appointed on December 30, 2016 in accordance with the requirements of the annual statement instructions. I meet the Academy qualification standards for rendering the opinion.

Scope.

I have examined the assumptions and methods used in determining loss reserves, actuarial liabilities, and related items listed below, as shown in the annual statement of the organization as prepared for filing with state regulatory officials, as of December 31, 2020.

A. Claims unpaid (Page 3, Line 1)	\$292,702,370
B. Accrued medical incentive pool and bonus payments (Page 3, Line 2)	\$7,406,134
C. Unpaid claims adjustment expenses (Page 3, Line 3)	\$3,104,209
D. Aggregate health policy reserves (Page 3, Line 4) including unearned premium reserves, premium deficiency reserves, and additional policy reserves from the Underwriting and Investment Exhibit – Part 2D	\$100,791,779
E. Aggregate life policy reserves (Page 3, Line 5)	\$0
F. Property/casualty unearned premium reserves (Page 3, Line 6)	\$0
G. Aggregate health claim reserves (Page 3, Line 7)	\$900,495

**ANNUAL STATEMENT FOR THE YEAR 2020
UNITEDHEALTHCARE PLAN OF THE RIVER VALLEY, INC.
STATEMENT OF ACTUARIAL OPINION**

H. Any other loss reserves, actuarial liabilities, or related items presented as liabilities in the annual statement:	
1. Reserve for claim interest (Page 3, Line 9, in part)	\$302,376
I. Specified actuarial items presented as assets in the annual statement:	
1. Medicare risk adjustment receivable (Page 2, Line 15.3, Col. 1, in part)	\$64,935,665
2. Accrued retrospective premiums (Page 2, Line 15.3, Col. 1, in part)	\$1,296,081
3. Affordable Care Act permanent risk adjustment program – premium receivable (Page 2, Line 15.3, Col. 1, in part)	\$99,187
4. Other contracts subject to redetermination (Page 2, Line 15.3, Col. 1, in part)	\$4,716,983
5. Health care and other amounts receivable (Page 2, Line 24, Col. 1)	\$72,874,081

Reliance.

In forming my opinion on the items identified above, I relied upon data prepared by Nyle Brent Cottingham, Vice President and Regulatory Controller for United HealthCare Services, Inc.; and on Clint Egenes, Vice President and Controller for Optum; and on Eric R. Lewis, UnitedHealthcare Community & State Controller for United HealthCare Services, Inc.; and on Brian McGuire, UnitedHealthcare Employer & Individual Controller for UnitedHealthcare; and on Brian H. St. Martin, VP, Controller for UnitedHealthcare Medicare & Retirement; and on Paul E. Stordahl, Chief Actuarial Officer for United HealthCare, as certified in the attached statements. I evaluated that data for reasonableness and consistency. I also reconciled that data to the Underwriting and Investment Exhibit – Part 2B of the company’s current annual statement. In other respects, my examination included review of the actuarial assumptions and actuarial methods used and tests of the calculations I considered necessary.

Opinion.

In my opinion, the amounts carried in the balance sheet on account of the items identified above:

- A. Are in accordance with accepted actuarial standards consistently applied and are fairly stated in accordance with sound actuarial principles;
- B. Are based on actuarial assumptions relevant to contract provisions and appropriate to the purpose for which the statement was prepared;
- C. Meet the requirements of the Insurance Laws and regulations of the state of Illinois, and are at least as great as the minimum aggregate amounts required by any state;
- D. Make a good and sufficient provision for all unpaid claims and other actuarial liabilities of the organization under the terms of its contracts and agreements;
- E. Are computed on the basis of assumptions and methods consistent with those used in computing the corresponding items in the annual statement of the preceding year-end; and
- F. Include appropriate provision for all actuarial items that ought to be established.


The Underwriting and Investment Exhibit – Part 2B was reviewed for reasonableness and consistency with the applicable Actuarial Standards of Practice.

**ANNUAL STATEMENT FOR THE YEAR 2020
UNITEDHEALTHCARE PLAN OF THE RIVER VALLEY, INC.
STATEMENT OF ACTUARIAL OPINION**

Actuarial methods, considerations, and analyses used in forming my opinion conform to the relevant Standards of Practice as promulgated from time to time by the Actuarial Standards Board, which standards form the basis of this statement of opinion.

Relevant Comments.

When establishing the reserves for claims incurred but not reported (IBNR), special consideration was given to the national pandemic (COVID-19). In addition to the factors typically affecting IBNR reserve levels, consideration was given to the impact of potential increased costs due to services related to COVID-19, as well as the impact of reduced costs due to abatement in services other than COVID-19, such as elective surgeries and non-urgent physician and outpatient care. These factors result in additional risks that the increased costs were underestimated and/or that the reduced cost due to abatement was overestimated. While explicit provisions for adverse deviation were not specifically increased for this additional risk, an appropriate level of conservatism was employed when considering these factors in the IBNR reserve calculation.



Gary Iannone, A.S.A., M.A.A.A.

Mail Route CT039-004A
UnitedHealth Group
185 Asylum Street
Hartford, CT 06103

Telephone: (860) 702-5767

February 22, 2021



Nyle Brent Cottington
Vice President & Regulatory Controller
MN006-W500

9800 Health Care Lane
Minnetonka, MN 55343

952-979-6133 phone

952-979-7825 fax

February 5, 2021

I, Nyle Brent Cottington, am employed by United HealthCare Services, Inc. as Vice President and Regulatory Controller. Listings and summaries reconciling the annual statement as of December 31, 2020, for UnitedHealthcare Plan of the River Valley, Inc., to the company's general ledger were prepared under my direction and submitted to Gary Iannone in support of his statement of actuarial opinion for that company as of December 31, 2020. I hereby affirm that those listings and summaries, to the best of my knowledge and belief, are substantially accurate and complete and are the same as, or derived from, the records and other data that form the basis for the company's annual statement for the year ended December 31, 2020.



Nyle Brent Cottington
United HealthCare Services, Inc.



February 5, 2021

I, Clint Egenes, am employed by Optum as Vice President and Controller. Listings, summaries, and analyses of claim and exposure data and of balances in the general ledger of UnitedHealthcare Plan of the River Valley, Inc., all relating specifically to the OptumHealth business of that organization, were prepared under my direction and submitted to Gary Iannone in support of his actuarial opinion for that organization as of December 31, 2020. I hereby affirm that those listings, summaries, and analyses are, to the best of my knowledge and belief, substantially accurate and complete and the same as, or derived from, the records and other data which form the basis of the annual statement of the organization for the year ended December 31, 2020.

A handwritten signature in blue ink, appearing to read 'Clint Egenes', written over a horizontal line.

Clint Egenes
11000 Optum Circle
Eden Prairie, MN 55344
(952) 205-0493



February 5, 2021

I, Eric R. Lewis, am employed by United Healthcare Services, Inc. as UnitedHealthcare Community & State Controller. Listings, summaries, and analyses of claim and exposure data and of balances in the general ledger of UnitedHealthcare Plan of the River Valley, Inc., all relating specifically to the UnitedHealthcare Community & State business of that organization, were prepared under my direction and submitted to Gary Iannone in support of his actuarial opinion for that organization as of December 31, 2020. I hereby affirm that those listings, summaries, and analyses are, to the best of my knowledge and belief, substantially accurate and complete and the same as, or derived from, the records and other data which form the basis of the annual statement of the organization for the year ended December 31, 2020.

A handwritten signature in blue ink that reads 'Eric R. Lewis'. The signature is written in a cursive style and is positioned above a horizontal line.

Eric R. Lewis
9800 Health Care Lane
Minnetonka, MN 55343
(952) 931-5953



February 5, 2021

I, Brian McGuire, am employed by UnitedHealthcare as UnitedHealthcare Employer & Individual Controller. Listings, summaries, and analyses of claim and exposure data and of balances in the general ledger of UnitedHealthcare Plan of the River Valley, Inc., all relating specifically to the UnitedHealthcare Employer & Individual business of that organization, were prepared under my direction and submitted to Gary Iannone in support of his actuarial opinion for that organization as of December 31, 2020. I hereby affirm that those listings, summaries, and analyses are, to the best of my knowledge and belief, substantially accurate and complete and the same as, or derived from, the records and other data which form the basis of the annual statement of the organization for the year ended December 31, 2020.

A handwritten signature in blue ink that reads 'Brian M. McGuire'.

Brian McGuire
9700 Health Care Lane
MN017-E500
Minnetonka, MN 55343
952-979-6276



February 5, 2021

I, Brian H. St. Martin, am employed by UnitedHealthcare Medicare & Retirement as VP, Controller. Listings, summaries, and analyses of claim and exposure data and of balances in the general ledger of UnitedHealthcare Plan of the River Valley, Inc., all relating specifically to the UnitedHealthcare Medicare & Retirement business of that organization, were prepared under my direction and submitted to Gary Iannone in support of his actuarial opinion for that organization as of December 31, 2020. I hereby affirm that those listings, summaries, and analyses are, to the best of my knowledge and belief, substantially accurate and complete and the same as, or derived from, the records and other data which form the basis of the annual statement of the organization for the year ended December 31, 2020.

A handwritten signature in blue ink, appearing to read 'B. St. Martin', written over a horizontal line.

Brian H. St. Martin
9800 Healthcare Lane
MN006-W010
Minnetonka, MN 55343
Tel. #952-931-4279



9700 Health Care Lane
Minnetonka MN 55343

February 5, 2021

I, Paul E. Stordahl, am employed by United Healthcare as Chief Actuarial Officer. Listings, summaries, and analyses relating to the permanent risk adjustment program of the Affordable Care Act with regard to UnitedHealthcare Plan of the River Valley, Inc., were prepared under my direction and submitted to Gary Iannone in support of his statement of actuarial opinion for that company as of December 31, 2020. I hereby affirm that those listings and summaries, to the best of my knowledge and belief, are substantially accurate and complete.

A handwritten signature in black ink, appearing to read 'Paul E. Stordahl', written over a horizontal line.

Paul E. Stordahl
Chief Actuarial Officer
952.979.5644



STATE OF TENNESSEE
DEPARTMENT OF COMMERCE AND INSURANCE

**CERTIFICATE OF COMPLIANCE COVERING ADVERTISEMENT
OF ACCIDENT AND HEALTH POLICIES**

This is to certify that to the best of my knowledge, information and belief, the advertisement which were disseminated by UnitedHealthcare Plan of the River Valley, Inc., during the preceding statement year, complied with or were made to comply in all respects with the provisions of the Insurance Laws and Rules of Tennessee as prescribed in Tenn. Comp. R & Regs., Department of Commerce Insurance, ch. 0780-1-8-.17 and the ruling issued thereunder by the State Commissioner of Commerce and Insurance of the State of Tennessee.

Nyle Brent Cottington

Authorized Officer

2-23-21


Date

Vice President

Officer Title

Subscribed and sworn to before me this 23rd of February, 2021
(date)

My Commission Expires Jan. 31, 2023
(date)



Rosemary Grimm

Notary Signature

Americhoice - Tennessee

Report 2A - TennCare Income Statement
CRA 2.30.14.3.3 and 2.30.14.3.4

Member Months	East	Middle	West	Total
	1,712,970	2,037,865	1,491,678	5,242,513
Revenues:				
TennCare Capitation	658,176,014	761,699,682	538,262,761	1,958,138,457
Investment	-	-	-	-
Other Revenues	14,580,631	16,814,559	11,636,492	43,031,681
Total Revenues	672,756,645	778,514,241	549,899,253	2,001,170,138
Estimated Expenses:				
Hospital and Medical (w/o Mental Health)				
Capitated Physician Services	-	-	-	-
Fee-for Service Physician Services	94,006,097	112,931,558	73,601,023	280,538,678
Inpatient Hospital Services	100,892,562	145,465,388	86,428,100	332,786,050
Outpatient Hospital Services	56,460,119	77,809,160	44,806,462	179,075,741
Emergency Room Services	34,098,904	28,028,733	19,033,175	81,160,812
Dental Services	-	-	-	-
Vision Services	2,220,086	2,540,851	1,859,664	6,620,602
Pharmacy Services	-	-	-	-
Home Health Services	7,123,535	4,765,616	3,836,184	15,725,335
Chiropractic Services	-	-	-	-
Radiology Services	6,409,214	8,044,539	4,413,431	18,867,184
Laboratory Services	6,837,475	7,953,715	5,267,413	20,058,603
Durable Medical Equipment Services	8,322,622	9,035,809	5,321,509	22,679,940
Transportation Services	2,397,508	2,547,281	2,497,668	7,442,457
Outside Referrals	-	-	-	-
Occupancy, Depreciation and Amortization	-	-	-	-
Other Medical and Hospital Services - Write-Ins	452,505	2,345,829	234,667	3,033,001
Subtotal Medical and Hospital	319,220,627	401,468,478	247,299,297	967,988,401
Mental Health and Substance Abuse Services				
Inpatient Psychiatric Facility Services	7,560,296	10,423,960	14,246,721	32,230,977
Inpatient Substance Abuse Treatment and Detox	718,877	1,315,597	707,387	2,741,861
Outpatient Mental Health Services	6,480,076	9,102,165	3,148,082	18,730,323
Outpatient Substance Abuse Treatment and Detox	1,140,052	1,910,519	645,200	3,695,770
Housing/Residential Treatment	6,973,627	8,459,317	5,301,078	20,734,022
Specialized Crisis Services	367,156	527,818	258,791	1,153,764
Psychiatric Rehab and Support Services	6,375,368	10,609,731	9,712,471	26,697,570
Case Management	3,664	17,833	2,873,915	2,895,412
Forensics	-	-	-	-
Other Judicial	-	-	-	-
Pharmacy	-	-	-	-
Lab Services	-	-	-	-
Transportation	114,650	81,671	83,763	280,084
Occupancy, Depreciation and Amortization	-	-	-	-
Other Mental Health and Substance Abuse Services	3,430,012	781,804	267,212	4,479,028
PCP and Specialist Services	-	-	-	-
Tennessee Health Link	12,311,087	20,026,219	6,181,153	38,518,459
Other Mental Health Services - Write-Ins	1,762,151	3,370,815	1,298,133	6,431,099
Subtotal MH&SAS	47,237,015	66,627,448	44,723,906	158,588,369
CHOICES				
Nursing Facility Care	126,999,176	120,166,045	92,968,828	340,134,050
HCBS Services	32,924,090	34,850,995	35,850,417	103,625,501
Subtotal CHOICES	159,923,266	155,017,040	128,819,245	443,759,551
Value Based Payouts	159,723	294,931	207,911	662,565
Value Based Recoveries	-	-	-	-
Other Medical Incentive Pool and Withhold Adjustments	-	-	-	-
Subtotal Hospital, Medical, MH&SAS, CHOICES	526,540,631	623,407,898	421,050,358	1,570,998,887
LESS:				
Net Reinsurance Recoveries Incurred	-	-	-	-
Copayments	-	-	-	-
Subrogation and Coordination of Benefits	-	-	-	-
Subtotal Reinsurance, Copay, Subrogation	-	-	-	-
Total Hospital, Medical, MH&SAS	526,540,631	623,407,898	421,050,358	1,570,998,887
Administration:				
Compensation	-	-	-	-
Direct and Allocated Admin expenses	-	-	-	-
Marketing	-	-	-	-
Interest Expense	-	-	-	-
Premium Tax Expense	40,282,504	46,628,869	32,920,128	119,831,501
Occupancy, Depreciation, and Amortization	-	-	-	-
Other Administration - Write-Ins	71,198,984	86,324,848	58,259,574	215,783,405
Total Administration Expenses	111,481,488	132,953,716	91,179,702	335,614,906
Total Expenses	638,022,119	756,361,614	512,230,060	1,906,613,793
Extraordinary Item	-	-	-	-
Provision for Income Tax	9,240,119	6,937,141	9,444,334	25,621,594
Net Income (Loss)	25,494,407	15,215,486	28,224,859	68,934,752
Write-Ins for Other Revenues				
Other Revenue - TennCare Bonuses	-	-	-	-
Other Revenue - ECF Administration Revenue and TennCare Bonuses	2,102,979	2,161,697	1,801,174	6,065,850
Other Revenue - Estimated TennCare Health Insurer Reimbursement Fee	12,477,651	14,652,862	9,835,318	36,965,831
Total Other Revenues	14,580,631	16,814,559	11,636,492	43,031,681
Write-Ins for Other Medical and Hospital				
Premium Deficiency Reserve	-	-	-	-
Other Miscellaneous	(59,293)	1,731,353	(211,642)	1,460,418
Other Capitated Services	511,799	614,475	446,309	1,572,583
Total Other Medical and Hospital	452,505	2,345,829	234,667	3,033,001
Write-Ins for Other MH & SS				
Other Capitated Services	1,762,151	3,326,759	1,298,133	6,387,043
Other Miscellaneous	-	44,056	-	44,056
Total Other MH & SS	1,762,151	3,370,815	1,298,133	6,431,099
Write-Ins for Other Administration				
Administrative Services Fee	51,257,169	59,342,445	41,871,830	152,471,444
Behavioral Healthcare Services	4,830,723	8,680,615	4,727,946	18,239,284
Other Miscellaneous	15,111,092	18,301,788	11,659,798	45,072,677
Total Other Administration	71,198,984	86,324,848	58,259,574	215,783,405

Note

The pass-through revenue and associated taxes are excluded.

Premium taxes reported on accrual basis, please reference the reconciliation of cash to Accrual basis accounting.

The provision for federal income taxes incurred is different from that which would be obtained by applying the statutory federal income tax rate of 21% to net income before federal income taxes, plus capital gains tax primarily as a result of the new annual health insurer fee under section 9010 of the ACA that requires the Company to expense 100% of the estimated annual fee on January 1, 2020 which is nondeductible for tax purposes. The Company estimates its health insurer fee on the Medicaid product line to be \$27,451,243 in 2020 YTD and is included in Total Administrative Expenses in the Report 2A.

UnitedHealthcare Community Plan - East Tennessee
Report 2A - TennCare Income Statement
CRA 2.30.14.3.3 and 2.30.14.3.4

Member Months	Current Qtr YTD		Prior Year as of 12/31/2019
	Total as of 12/31/2020	YTD Total as of 12/31/2020	
	441,286	1,712,970	1,688,989
Revenues:			
TennCare Capitation	166,928,644	658,176,014	680,792,875
Investment	-	-	-
Other Revenues	3,664,413	14,580,631	2,002,404
Total Revenues	170,593,057	672,756,645	682,795,279
Estimated Expenses:			
Hospital and Medical (w/o Mental Health)			
Capitated Physician Services	-	-	-
Fee-for Service Physician Services	23,227,466	94,006,097	102,500,268
Inpatient Hospital Services	22,897,674	100,892,562	93,169,877
Outpatient Hospital Services	8,864,117	56,460,119	67,391,907
Emergency Room Services	8,044,149	34,098,904	39,134,410
Dental Services	-	-	-
Vision Services	653,951	2,220,086	2,536,100
Pharmacy Services	-	-	-
Home Health Services	2,044,419	7,123,535	8,263,324
Chiropractic Services	-	-	-
Radiology Services	1,669,903	6,409,214	6,653,846
Laboratory Services	1,742,385	6,837,475	7,463,456
Durable Medical Equipment Services	2,313,303	8,322,622	7,810,560
Transportation Services	638,108	2,397,508	2,349,638
Outside Referrals	-	-	-
Occupancy, Depreciation and Amortization	-	-	-
Other Medical and Hospital Services - Write-Ins	101,037	452,505	263,522
Subtotal Medical and Hospital	72,196,512	319,220,627	337,536,907
Mental Health and Substance Abuse Services			
Inpatient Psychiatric Facility Services	1,820,805	7,560,296	9,895,933
Inpatient Substance Abuse Treatment and Detox	145,660	718,877	857,340
Outpatient Mental Health Services	1,594,840	6,480,076	4,845,710
Outpatient Substance Abuse Treatment and Detox	246,789	1,140,052	1,407,030
Housing/Residential Treatment	1,708,825	6,973,627	6,257,506
Specialized Crisis Services	42,821	367,156	185,624
Psychiatric Rehab and Support Services	1,524,564	6,375,368	6,049,913
Case Management	1,245	3,664	418,614
Forensics	-	-	-
Other Judicial	-	-	-
Pharmacy	-	-	-
Lab Services	-	-	-
Transportation	28,513	114,650	104,679
Occupancy, Depreciation and Amortization	-	-	-
Other Mental Health and Substance Abuse Services	946,990	3,430,012	3,443,271
PCP and Specialist Services	-	-	-
Tennessee Health Link	3,311,422	12,311,087	11,445,427
Other Mental Health Services - Write-Ins	455,560	1,762,151	2,400,942
Subtotal MH&SAS	11,828,033	47,237,015	47,311,988
CHOICES			
Nursing Facility Care	29,825,029	126,999,176	139,092,080
HCBS Services	7,900,453	32,924,090	32,731,171
Subtotal CHOICES	37,725,482	159,923,266	171,823,251
Value Based Payouts	159,748	159,723	441,069
Value Based Recoveries	-	-	92,153
Other Medical Incentive Pool and Withhold Adjustments	-	-	-
Subtotal Hospital, Medical, MH&SAS, CHOICES	121,909,775	526,540,631	557,021,062
LESS:			
Net Reinsurance Recoveries Incurred	-	-	-
Copayments	-	-	-
Subrogation and Coordination of Benefits	-	-	-
Subtotal Reinsurance, Copay, Subrogation	-	-	-
Total Hospital, Medical, MH&SAS	121,909,775	526,540,631	557,021,062
Administration:			
Compensation	-	-	-
Direct and Allocated Admin expenses	-	-	-
Marketing	-	-	-
Interest Expense	-	-	-
Premium Tax Expense	10,204,084	40,282,504	40,847,131
Occupancy, Depreciation, and Amortization	-	-	-
Other Administration - Write-Ins	15,554,396	71,198,984	67,808,432
Total Administration Expenses	25,758,480	111,481,488	108,655,562
Total Expenses	147,668,255	638,022,119	665,676,624
Extraordinary Item	-	-	-
Provision for Income Tax	4,814,209	9,240,119	3,594,918
Net Income (Loss)	18,110,594	25,494,407	13,523,737
Write-Ins for Other Revenues			
Other Revenue - TennCare Bonuses	-	-	-
Other Revenue - ECF Administration Revenue and TennCare Bonuses	524,990	2,102,979	1,780,595
Other Revenue - Estimated TennCare Health Insurer Reimbursement Fee	3,139,423	12,477,651	-
Total Other Revenues	3,664,413	14,580,631	2,002,404
Write-Ins for Other Medical and Hospital			
Premium Deficiency Reserve	-	-	-
Other Miscellaneous	(32,228)	(59,293)	(251,609)
Other Capitated Services	133,265	511,799	515,131
Total Other Medical and Hospital	101,037	452,505	263,522
Write-Ins for Other MH & SS			
Other Capitated Services	455,560	1,762,151	2,652,282
Other Miscellaneous	-	-	(251,341)
Total Other MH & SS	455,560	1,762,151	2,400,942
Write-Ins for Other Administration			
Administrative Services Fee	12,912,312	51,257,169	53,944,755
Behavioral Healthcare Services	1,250,664	4,830,723	4,802,529
Other Miscellaneous	1,391,420	15,111,092	9,061,148
Total Other Administration	15,554,396	71,198,984	67,808,432

Note

The pass-through revenue and associated taxes are excluded.
Premium taxes reported on accrual basis, please reference the reconciliation of cash to Accrual basis accounting
The provision for federal income taxes incurred is different from that which would be obtained by applying the statutory federal income tax rate of 21% to net income before federal income taxes, plus capital gains tax primarily as a result of the new annual health insurer fee under section 9010 of the ACA that requires the Company to expense 100% of the estimated annual fee on January 1, 2020 which is nondeductible for tax purposes. The Company estimates its health insurer fee on the Medicaid product line to be \$9,266,041 in 2020 YTD and is included in Total Administrative Expenses in the Report 2A.

UnitedHealthcare Community Plan - Middle Tennessee
Report 2A - TennCare Income Statement
CRA 2.30.14.3.3 and 2.30.14.3.4

Member Months	Current Qtr YTD		Prior Year as of 12/31/2019
	Total as of 12/31/2020	YTD Total as of 12/31/2020	
	529,601	2,037,865	1,934,448
Revenues:			
TennCare Capitation	196,170,216	761,699,682	750,820,313
Investment	-	-	-
Other Revenues	4,254,262	16,814,559	1,869,907
Total Revenues	200,424,478	778,514,241	752,690,219
Estimated Expenses:			
Hospital and Medical (w/o Mental Health)			
Capitated Physician Services	-	-	-
Fee-for Service Physician Services	27,333,255	112,931,558	114,299,072
Inpatient Hospital Services	35,758,323	145,465,388	118,634,527
Outpatient Hospital Services	13,409,418	77,809,160	83,006,959
Emergency Room Services	6,596,989	28,028,733	33,018,323
Dental Services	-	-	-
Vision Services	717,692	2,540,851	3,322,314
Pharmacy Services	-	-	-
Home Health Services	1,155,543	4,765,616	3,983,464
Chiropractic Services	-	-	-
Radiology Services	2,005,929	8,044,539	8,379,378
Laboratory Services	1,871,207	7,953,715	8,663,031
Durable Medical Equipment Services	2,369,233	9,035,809	8,324,080
Transportation Services	620,991	2,547,281	2,510,012
Outside Referrals	-	-	-
Occupancy, Depreciation and Amortization	-	-	-
Other Medical and Hospital Services - Write-Ins	739,807	2,345,829	1,308,161
Subtotal Medical and Hospital	92,578,386	401,468,478	385,449,322
Mental Health and Substance Abuse Services			
Inpatient Psychiatric Facility Services	2,856,519	10,423,960	11,838,598
Inpatient Substance Abuse Treatment and Detox	297,448	1,315,597	1,290,226
Outpatient Mental Health Services	2,536,161	9,102,165	8,206,545
Outpatient Substance Abuse Treatment and Detox	493,411	1,910,519	1,444,540
Housing/Residential Treatment	2,281,401	8,459,317	6,416,935
Specialized Crisis Services	91,025	527,818	228,532
Psychiatric Rehab and Support Services	2,877,482	10,609,731	9,923,574
Case Management	6,990	17,833	2,185,810
Forensics	-	-	-
Other Judicial	-	-	-
Pharmacy	-	-	-
Lab Services	-	-	-
Transportation	18,381	81,671	72,140
Occupancy, Depreciation and Amortization	-	-	-
Other Mental Health and Substance Abuse Services	217,761	781,804	745,777
PCP and Specialist Services	-	-	-
Tennessee Health Link	5,295,831	20,026,219	15,653,109
Other Mental Health Services - Write-Ins	868,368	3,370,815	3,174,331
Subtotal MH&SAS	17,840,778	66,627,448	61,180,118
CHOICES			
Nursing Facility Care	26,016,443	120,166,045	123,742,485
HCBS Services	8,079,846	34,850,995	34,106,596
Subtotal CHOICES	34,096,289	155,017,040	157,849,080
Value Based Payouts	295,079	294,931	461,963
Value Based Recoveries	-	-	135,008
Other Medical Incentive Pool and Withhold Adjustments	-	-	-
Subtotal Hospital, Medical, MH&SAS, CHOICES	144,810,531	623,407,898	604,805,475
LESS:			
Net Reinsurance Recoveries Incurred	-	-	-
Copayments	-	-	-
Subrogation and Coordination of Benefits	-	-	-
Subtotal Reinsurance, Copay, Subrogation	-	-	-
Total Hospital, Medical, MH&SAS	144,810,531	623,407,898	604,805,475
Administration:			
Compensation	-	-	-
Direct and Allocated Admin expenses	-	-	-
Marketing	-	-	-
Interest Expense	-	-	-
Premium Tax Expense	11,991,416	46,628,869	45,048,755
Occupancy, Depreciation, and Amortization	-	-	-
Other Administration - Write-Ins	19,724,269	86,324,848	78,039,808
Total Administration Expenses	31,715,685	132,953,716	123,088,563
Total Expenses	176,526,216	756,361,614	727,894,038
Extraordinary Item	-	-	-
Provision for Income Tax	5,018,635	6,937,141	5,207,198
Net Income (Loss)	18,879,627	15,215,486	19,588,983
Write-Ins for Other Revenues			
Other Revenue - TennCare Bonuses	-	-	-
Other Revenue - ECF Administration Revenue and TennCare Bonuses	567,549	2,161,697	1,627,710
Other Revenue - Estimated TennCare Health Insurer Reimbursement Fee	3,686,713	14,652,862	-
Total Other Revenues	4,254,262	16,814,559	1,869,907
Write-Ins for Other Medical and Hospital			
Premium Deficiency Reserve	-	-	-
Other Miscellaneous	578,635	1,731,353	651,667
Other Capitated Services	161,172	614,475	656,494
Total Other Medical and Hospital	739,807	2,345,829	1,308,161
Write-Ins for Other MH & SS			
Other Capitated Services	868,368	3,326,759	3,173,582
Other Miscellaneous	-	44,056	749
Total Other MH & SS	868,368	3,370,815	3,174,331
Write-Ins for Other Administration			
Administrative Services Fee	15,182,881	59,342,445	59,193,179
Behavioral Healthcare Services	2,257,676	8,680,615	8,229,179
Other Miscellaneous	2,283,712	18,301,788	10,617,449
Total Other Administration	19,724,269	86,324,848	78,039,808

Note

The pass-through revenue and associated taxes are excluded.
Premium taxes reported on accrual basis, please reference the reconciliation of cash to Accrual basis accounting
The provision for federal income taxes incurred is different from that which would be obtained by applying the statutory federal income tax rate of 21% to net income before federal income taxes, plus capital gains tax primarily as a result of the new annual health insurer fee under section 9010 of the ACA that requires the Company to expense 100% of the estimated annual fee on January 1, 2020 which is nondeductible for tax purposes. The Company estimates its health insurer fee on the Medicaid product line to be \$10,881,377 in 2020 YTD and is included in Total Administrative Expenses in the Report 2A.

UnitedHealthcare Community Plan - West Tennessee
Report 2A - TennCare Income Statement
CRA 2.30.14.3.3 and 2.30.14.3.4

Member Months	Current Qtr YTD		Prior Year as of 12/31/2019
	Total as of 12/31/2020	YTD Total as of 12/31/2020	
	383,622	1,491,678	1,440,203
Revenues:			
TennCare Capitation	134,880,681	538,262,761	540,204,089
Investment	-	-	-
Other Revenues	2,936,203	11,636,492	1,675,690
Total Revenues	137,816,883	549,899,253	541,879,779
Estimated Expenses:			
Hospital and Medical (w/o Mental Health)			
Capitated Physician Services	-	-	-
Fee-for Service Physician Services	22,228,801	73,601,023	71,986,131
Inpatient Hospital Services	22,850,373	86,428,100	78,309,013
Outpatient Hospital Services	7,132,623	44,806,462	52,926,404
Emergency Room Services	4,525,083	19,033,175	23,794,182
Dental Services	-	-	-
Vision Services	555,254	1,859,664	2,749,158
Pharmacy Services	-	-	-
Home Health Services	981,571	3,836,184	3,532,598
Chiropractic Services	-	-	-
Radiology Services	1,148,402	4,413,431	4,537,220
Laboratory Services	1,287,621	5,267,413	5,771,796
Durable Medical Equipment Services	1,428,230	5,321,509	5,401,961
Transportation Services	680,682	2,497,668	2,558,331
Outside Referrals	-	-	-
Occupancy, Depreciation and Amortization	-	-	-
Other Medical and Hospital Services - Write-Ins	120,097	234,667	1,490,324
Subtotal Medical and Hospital	62,938,735	247,299,297	253,057,118
Mental Health and Substance Abuse Services			
Inpatient Psychiatric Facility Services	3,336,137	14,246,721	14,804,899
Inpatient Substance Abuse Treatment and Detox	181,103	707,387	644,461
Outpatient Mental Health Services	817,002	3,148,082	2,361,175
Outpatient Substance Abuse Treatment and Detox	113,308	645,200	554,062
Housing/Residential Treatment	1,508,250	5,301,078	4,635,415
Specialized Crisis Services	33,148	258,791	348,508
Psychiatric Rehab and Support Services	2,214,989	9,712,471	8,201,659
Case Management	562,912	2,873,915	2,157,701
Forensics	-	-	-
Other Judicial	-	-	-
Pharmacy	-	-	-
Lab Services	-	-	-
Transportation	20,009	83,763	68,605
Occupancy, Depreciation and Amortization	-	-	-
Other Mental Health and Substance Abuse Services	59,546	267,212	290,911
PCP and Specialist Services	-	-	-
Tennessee Health Link	1,513,356	6,181,153	5,485,679
Other Mental Health Services - Write-Ins	335,731	1,298,133	1,263,654
Subtotal MH&SAS	10,695,490	44,723,906	40,816,729
CHOICES			
Nursing Facility Care	21,332,232	92,968,828	102,099,451
HCBS Services	8,399,263	35,850,417	36,938,435
Subtotal CHOICES	29,731,495	128,819,245	139,037,886
Value Based Payouts	207,911	207,911	384,923
Value Based Recoveries	-	-	19,742
Other Medical Incentive Pool and Withhold Adjustments	-	-	-
Subtotal Hospital, Medical, MH&SAS, CHOICES	103,573,632	421,050,358	433,276,913
LESS:			
Net Reinsurance Recoveries Incurred	-	-	-
Copayments	-	-	-
Subrogation and Coordination of Benefits	-	-	-
Subtotal Reinsurance, Copay, Subrogation	-	-	-
Total Hospital, Medical, MH&SAS	103,573,632	421,050,358	433,276,913
Administration:			
Compensation	-	-	-
Direct and Allocated Admin expenses	-	-	-
Marketing	-	-	-
Interest Expense	-	-	-
Premium Tax Expense	8,241,316	32,920,128	32,411,907
Occupancy, Depreciation, and Amortization	-	-	-
Other Administration - Write-Ins	12,741,287	58,259,574	54,227,112
Total Administration Expenses	20,982,603	91,179,702	86,639,019
Total Expenses	124,556,235	512,230,060	519,915,932
Extraordinary Item	-	-	-
Provision for Income Tax	2,784,736	9,444,334	4,612,408
Net Income (Loss)	10,475,912	28,224,859	17,351,439
Write-Ins for Other Revenues			
Other Revenue - TennCare Bonuses	-	-	-
Other Revenue - ECF Administration Revenue and TennCare Bonuses	461,611	1,801,174	1,491,695
Other Revenue - Estimated TennCare Health Insurer Reimbursement Fee	2,474,592	9,835,318	-
Total Other Revenues	2,936,203	11,636,492	1,675,690
Write-Ins for Other Medical and Hospital			
Premium Deficiency Reserve	-	-	-
Other Miscellaneous	4,190	(211,642)	1,053,375
Other Capitated Services	115,907	446,309	436,949
Total Other Medical and Hospital	120,097	234,667	1,490,324
Write-Ins for Other MH & SS			
Other Capitated Services	335,731	1,298,133	1,263,654
Other Miscellaneous	-	-	-
Total Other MH & SS	335,731	1,298,133	1,263,654
Write-Ins for Other Administration			
Administrative Services Fee	10,408,931	41,871,830	42,762,245
Behavioral Healthcare Services	1,220,089	4,727,946	4,574,857
Other Miscellaneous	1,112,267	11,659,798	6,890,010
Total Other Administration	12,741,287	58,259,574	54,227,112

Note

The pass-through revenue and associated taxes are excluded
Premium taxes reported on accrual basis, please reference the reconciliation of cash to Accrual basis accounting
The provision for federal income taxes incurred is different from that which would be obtained by applying the statutory federal income tax rate of 21% to net income before federal income taxes, plus capital gains tax primarily as a result of the new annual health insurer fee under section 9010 of the ACA that requires the Company to expense 100% of the estimated annual fee on January 1, 2020 which is nondeductible for tax purposes. The Company estimates its health insurer fee on the Medicaid product line to be \$7,303,825 in 2020 YTD and is included in Total Administrative Expenses in the Report 2A.



Actuarial Certification

Carrier: UnitedHealthcare Plan of the River Valley, Inc.
Date: January 15, 2021
Valuation Date: December 31, 2020
Subject: TennCare Claim Reserve Estimate (IBNR) as of December 31, 2020 – Risk Business – Eastern Tennessee – Long Term Care

I, Kevin P. Donnelly, am Director of Actuarial Services for United HealthCare. I am a member of the American Academy of Actuaries and am qualified to render the actuarial opinion contained herein.

In my opinion, the claim reserve estimate (IBNR) of \$16,152,238 provides good and sufficient provision for all unpaid claim liabilities and was computed in accordance with currently accepted actuarial standards.

Note that, as of December 31, 2020, this block of business had approximately 3,100 members.

A handwritten signature in blue ink, appearing to read 'Kevin P. Donnelly', written over a horizontal line.

Kevin P. Donnelly, FSA, FCAS, MAAA

Director of Actuarial Services, United Healthcare

9800 Health Care Lane, MN006-W009

Minnetonka, MN 55343

(952) 931-5433

E-mail: Kevin.donnelly@uhc.com



Actuarial Certification

Carrier: UnitedHealthcare Plan of the River Valley, Inc.
Date: January 15, 2021
Valuation Date: December 31, 2020
Subject: TennCare Claim Reserve Estimate (IBNR) as of December 31, 2020 – Risk Business – Eastern Tennessee – Excluding Long Term Care

I, Kevin P. Donnelly, am Director of Actuarial Services for United HealthCare. I am a member of the American Academy of Actuaries and am qualified to render the actuarial opinion contained herein.

In my opinion, the claim reserve estimate (IBNR) of \$42,888,042 provides good and sufficient provision for all unpaid claim liabilities and was computed in accordance with currently accepted actuarial standards.

Note that, as of December 31, 2020, this block of business had approximately 146,400 members.

A handwritten signature in blue ink, appearing to read 'K. Donnelly', written over a horizontal line.

Kevin P. Donnelly, FSA, FCAS, MAAA

Director of Actuarial Services, United Healthcare

9800 Health Care Lane, MN006-W009

Minnetonka, MN 55343

(952) 931-5433

E-mail: Kevin.donnelly@uhc.com



Actuarial Certification

Carrier: UnitedHealthcare Plan of the River Valley, Inc.
Date: January 15, 2021
Valuation Date: December 31, 2020
Subject: TennCare Claim Reserve Estimate (IBNR) as of December 31, 2020 – Risk Business – Middle Tennessee – Long Term Care

I, Kevin P. Donnelly, am Director of Actuarial Services for United HealthCare. I am a member of the American Academy of Actuaries and am qualified to render the actuarial opinion contained herein.

In my opinion, the claim reserve estimate (IBNR) of \$13,893,930 provides good and sufficient provision for all unpaid claim liabilities and was computed in accordance with currently accepted actuarial standards.

Note that, as of December 31, 2020, this block of business had approximately 2,900 members.

A handwritten signature in blue ink, appearing to read 'Kevin P. Donnelly', written over a horizontal line.

Kevin P. Donnelly, FSA, FCAS, MAAA

Director of Actuarial Services, United Healthcare

9800 Health Care Lane, MN006-W009

Minnetonka, MN 55343

(952) 931-5433

E-mail: Kevin.donnelly@uhc.com



Actuarial Certification

Carrier: UnitedHealthcare Plan of the River Valley, Inc.
Date: January 15, 2021
Valuation Date: December 31, 2020
Subject: TennCare Claim Reserve Estimate (IBNR) as of December 31, 2020 – Risk Business – Middle Tennessee – Excluding Long Term Care

I, Kevin P. Donnelly, am Director of Actuarial Services for United HealthCare. I am a member of the American Academy of Actuaries and am qualified to render the actuarial opinion contained herein.

In my opinion, the claim reserve estimate (IBNR) of \$59,874,981 provides good and sufficient provision for all unpaid claim liabilities and was computed in accordance with currently accepted actuarial standards.

Note that, as of December 31, 2020, this block of business had approximately 177,600 members.

A handwritten signature in blue ink, appearing to read 'Kevin P. Donnelly', written over a horizontal line.

Kevin P. Donnelly, FSA, FCAS, MAAA

Director of Actuarial Services, United Healthcare

9800 Health Care Lane, MN006-W009

Minnetonka, MN 55343

(952) 931-5433

E-mail: Kevin.donnelly@uhc.com



Actuarial Certification

Carrier: UnitedHealthcare Plan of the River Valley, Inc.
Date: January 15, 2021
Valuation Date: December 31, 2020
Subject: TennCare Claim Reserve Estimate (IBNR) as of December 31, 2020 – Risk Business – Western Tennessee – Long Term Care

I, Kevin P. Donnelly, am Director of Actuarial Services for United HealthCare. I am a member of the American Academy of Actuaries and am qualified to render the actuarial opinion contained herein.

In my opinion, the claim reserve estimate (IBNR) of \$11,124,491 provides good and sufficient provision for all unpaid claim liabilities and was computed in accordance with currently accepted actuarial standards.

Note that, as of December 31, 2020, this block of business had approximately 2,500 members.

A handwritten signature in blue ink, appearing to read 'Kevin P. Donnelly', written over a horizontal line.

Kevin P. Donnelly, FSA, FCAS, MAAA
Director of Actuarial Services, United Healthcare
9800 Health Care Lane, MN006-W009
Minnetonka, MN 55343
(952) 931-5433
E-mail: Kevin.donnelly@uhc.com



Actuarial Certification

Carrier: UnitedHealthcare Plan of the River Valley, Inc.
Date: January 15, 2021
Valuation Date: December 31, 2020
Subject: TennCare Claim Reserve Estimate (IBNR) as of December 31, 2020 – Risk Business – Western Tennessee – Excluding Long Term Care

I, Kevin P. Donnelly, am Director of Actuarial Services for United HealthCare. I am a member of the American Academy of Actuaries and am qualified to render the actuarial opinion contained herein.

In my opinion, the claim reserve estimate (IBNR) of \$34,820,432 provides good and sufficient provision for all unpaid claim liabilities and was computed in accordance with currently accepted actuarial standards.

Note that, as of December 31, 2020, this block of business had approximately 127,900 members.

A handwritten signature in blue ink, appearing to read 'Kevin P. Donnelly', written over a horizontal line.

Kevin P. Donnelly, FSA, FCAS, MAAA

Director of Actuarial Services, United Healthcare

9800 Health Care Lane, MN006-W009

Minnetonka, MN 55343

(952) 931-5433

E-mail: Kevin.donnelly@uhc.com



January 15, 2021

STATEMENT OF ACTUARIAL OPINION

Statutory Quarterly Statement of United Healthcare Plan of the River Valley, Inc.

Medicaid Risk Business in Eastern Tennessee, Long Term Care

As of and for the Period Ended December 31, 2020

I, Kevin P. Donnelly, am a Member of the American Academy of Actuaries (Academy) and Director of Actuarial Services for United Healthcare Plan of the River Valley, Inc.'s Medicaid plans. I meet the Academy qualification standards for rendering this statement of actuarial opinion.

This statement is for United Healthcare Plan of the River Valley, Inc.'s Medicaid Long Term Care risk business in Eastern Tennessee, which had approximately 3,100 members in December 31, 2020. This business became effective August 1, 2010.

I have examined the actuarial assumptions and methods used in determining the loss reserves listed below, as prepared for filing with regulatory officials as of December 31, 2020.

I have determined that the appropriate level for claims liability for this block of business is \$16,152,238.

Note that in the annual statement, both Medicaid and non-Medicaid businesses are combined.

My examination included such review of the actuarial assumptions and actuarial methods and of the underlying basic liability records and such tests of the actuarial calculations as I considered necessary.

In my opinion the amounts carried in the balance sheet on account of the actuarial items identified above:


- a) Are computed in accordance with presently accepted actuarial standards consistently applied and are fairly stated in accordance with sound actuarial principles;
- b) Are based on actuarial assumptions which are in accordance with or stronger than those called for in related contract provisions and are appropriate for the purpose for which the statement was prepared;
- c) Meet the requirements of the laws of the State of Tennessee;
- d) Make good and sufficient provision for all unpaid claims and other actuarial liabilities of the organization guaranteed under the terms of its contracts and agreements;

- e) Are computed on the basis of actuarial assumptions and methods consistent in all material respects with those used in computing the corresponding items in the annual statement of the preceding year-end; and
- f) Include provision, in the aggregate, for all actuarial reserves and related statement items which ought to be established.

The actuarial methods, considerations and analyses used in forming my opinion conform to the appropriate Standards of Practice as promulgated from time to time by the Actuarial Standards Board, whose standards form the basis of this statement of opinion.

This statement has been prepared for inclusion with United Healthcare Plan of the River Valley, Inc.'s statutory quarterly statement for filing with regulatory authorities of the State of Tennessee and is intended for no other purpose.

January 15, 2021



Kevin P. Donnelly, FSA, FCAS, MAAA

Director of Actuarial Services, United Healthcare

9800 Health Care Lane, MN006-W009

Minnetonka, MN 55343

(952) 931-5433

E-mail: Kevin.donnelly@uhc.com



January 15, 2021

STATEMENT OF ACTUARIAL OPINION

Statutory Quarterly Statement of United Healthcare Plan of the River Valley, Inc.

Medicaid Risk Business in Eastern Tennessee, Excluding Long Term Care

As of and for the Period Ended December 31, 2020

I, Kevin P. Donnelly, am a Member of the American Academy of Actuaries (Academy) and Director of Actuarial Services for United Healthcare Plan of the River Valley, Inc.'s Medicaid plans. I meet the Academy qualification standards for rendering this statement of actuarial opinion.

This statement is for United Healthcare Plan of the River Valley, Inc.'s Medicaid risk business in Eastern Tennessee, which had approximately 146,400 members in December 31, 2020. This business became effective July 1, 2009.

I have examined the actuarial assumptions and methods used in determining the loss reserves listed below, as prepared for filing with regulatory officials as of December 31, 2020.

I have determined that the appropriate level for claims liability for this block of business is \$42,888,042.

Note that in the annual statement, both Medicaid and non-Medicaid businesses are combined.

My examination included such review of the actuarial assumptions and actuarial methods and of the underlying basic liability records and such tests of the actuarial calculations as I considered necessary.

In my opinion the amounts carried in the balance sheet on account of the actuarial items identified above:


- a) Are computed in accordance with presently accepted actuarial standards consistently applied and are fairly stated in accordance with sound actuarial principles;
- b) Are based on actuarial assumptions which are in accordance with or stronger than those called for in related contract provisions and are appropriate for the purpose for which the statement was prepared;
- c) Meet the requirements of the laws of the State of Tennessee;
- d) Make good and sufficient provision for all unpaid claims and other actuarial liabilities of the organization guaranteed under the terms of its contracts and agreements;

- e) Are computed on the basis of actuarial assumptions and methods consistent in all material respects with those used in computing the corresponding items in the annual statement of the preceding year-end; and
- f) Include provision, in the aggregate, for all actuarial reserves and related statement items which ought to be established.

The actuarial methods, considerations and analyses used in forming my opinion conform to the appropriate Standards of Practice as promulgated from time to time by the Actuarial Standards Board, whose standards form the basis of this statement of opinion.

This statement has been prepared for inclusion with United Healthcare Plan of the River Valley, Inc.'s statutory quarterly statement for filing with regulatory authorities of the State of Tennessee and is intended for no other purpose.

January 15, 2021



Kevin P. Donnelly, FSA, FCAS, MAAA

Director of Actuarial Services, United Healthcare

9800 Health Care Lane, MN006-W009

Minnetonka, MN 55343

(952) 931-5433

E-mail: Kevin.donnelly@uhc.com



January 15, 2021

STATEMENT OF ACTUARIAL OPINION

Statutory Quarterly Statement of United Healthcare Plan of the River Valley, Inc.

Medicaid Risk Business in Middle Tennessee, Long Term Care

As of and for the Period Ended December 31, 2020

I, Kevin P. Donnelly, am a Member of the American Academy of Actuaries (Academy) and Director of Actuarial Services for United Healthcare Plan of the River Valley, Inc.'s Medicaid plans. I meet the Academy qualification standards for rendering this statement of actuarial opinion.

This statement is for United Healthcare Plan of the River Valley, Inc.'s Medicaid Long Term Care risk business in Middle Tennessee, which had 2,900 members in December 31, 2020. This business became effective December 1, 2010.

I have examined the actuarial assumptions and methods used in determining the loss reserves listed below, as prepared for filing with regulatory officials as of December 31, 2020.

I have determined that the appropriate level for claims liability for this block of business is \$13,893,930.

Note that in the annual statement, both Medicaid and non-Medicaid businesses are combined.

My examination included such review of the actuarial assumptions and actuarial methods and of the underlying basic liability records and such tests of the actuarial calculations as I considered necessary.

In my opinion the amounts carried in the balance sheet on account of the actuarial items identified above:


- a) Are computed in accordance with presently accepted actuarial standards consistently applied and are fairly stated in accordance with sound actuarial principles;
- b) Are based on actuarial assumptions which are in accordance with or stronger than those called for in related contract provisions and are appropriate for the purpose for which the statement was prepared;
- c) Meet the requirements of the laws of the State of Tennessee;
- d) Make good and sufficient provision for all unpaid claims and other actuarial liabilities of the organization guaranteed under the terms of its contracts and agreements;

- e) Are computed on the basis of actuarial assumptions and methods consistent in all material respects with those used in computing the corresponding items in the annual statement of the preceding year-end; and
- f) Include provision, in the aggregate, for all actuarial reserves and related statement items which ought to be established.

The actuarial methods, considerations and analyses used in forming my opinion conform to the appropriate Standards of Practice as promulgated from time to time by the Actuarial Standards Board, whose standards form the basis of this statement of opinion.

This statement has been prepared for inclusion with United Healthcare Plan of the River Valley, Inc.'s statutory quarterly statement for filing with regulatory authorities of the State of Tennessee and is intended for no other purpose.

January 15, 2021



Kevin P. Donnelly, FSA, FCAS, MAAA

Director of Actuarial Services, United Healthcare

9800 Health Care Lane, MN006-W009

Minnetonka, MN 55343

(952) 931-5433

E-mail: Kevin.donnelly@uhc.com



January 15, 2021

STATEMENT OF ACTUARIAL OPINION

Statutory Quarterly Statement of United Healthcare Plan of the River Valley, Inc.

Medicaid Risk Business in Middle Tennessee, Excluding Long Term Care

As of and for the Period Ended December 31, 2020

I, Kevin P. Donnelly, am a Member of the American Academy of Actuaries (Academy) and Director of Actuarial Services for United Healthcare Plan of the River Valley, Inc.'s Medicaid plans. I meet the Academy qualification standards for rendering this statement of actuarial opinion.

This statement is for United Healthcare Plan of the River Valley, Inc.'s Medicaid risk business in Middle Tennessee, which had approximately 177,600 members in December 31, 2020. This business became effective April 1, 2007.

I have examined the actuarial assumptions and methods used in determining the loss reserves listed below, as prepared for filing with regulatory officials as of December 31, 2020.

I have determined that the appropriate level for claims liability for this block of business is \$59,874,981.

Note that in the annual statement, both Medicaid and non-Medicaid businesses are combined.

My examination included such review of the actuarial assumptions and actuarial methods and of the underlying basic liability records and such tests of the actuarial calculations as I considered necessary.

In my opinion the amounts carried in the balance sheet on account of the actuarial items identified above:


- a) Are computed in accordance with presently accepted actuarial standards consistently applied and are fairly stated in accordance with sound actuarial principles;
- b) Are based on actuarial assumptions which are in accordance with or stronger than those called for in related contract provisions and are appropriate for the purpose for which the statement was prepared;
- c) Meet the requirements of the laws of the State of Tennessee;
- d) Make good and sufficient provision for all unpaid claims and other actuarial liabilities of the organization guaranteed under the terms of its contracts and agreements;

- e) Are computed on the basis of actuarial assumptions and methods consistent in all material respects with those used in computing the corresponding items in the annual statement of the preceding year-end; and
- f) Include provision, in the aggregate, for all actuarial reserves and related statement items which ought to be established.

The actuarial methods, considerations and analyses used in forming my opinion conform to the appropriate Standards of Practice as promulgated from time to time by the Actuarial Standards Board, whose standards form the basis of this statement of opinion.

This statement has been prepared for inclusion with United Healthcare Plan of the River Valley, Inc.'s statutory quarterly statement for filing with regulatory authorities of the State of Tennessee and is intended for no other purpose.

January 15, 2021



Kevin P. Donnelly, FSA, FCAS, MAAA

Director of Actuarial Services, United Healthcare

9800 Health Care Lane, MN006-W009

Minnetonka, MN 55343

(952) 931-5433

E-mail: Kevin.donnelly@uhc.com



January 15, 2021

STATEMENT OF ACTUARIAL OPINION

Statutory Quarterly Statement of United Healthcare Plan of the River Valley, Inc.

Medicaid Risk Business in Western Tennessee, Long Term Care

As of and for the Period Ended December 31, 2020

I, Kevin P. Donnelly, am a Member of the American Academy of Actuaries (Academy) and Director of Actuarial Services for United Healthcare Plan of the River Valley, Inc.'s Medicaid plans. I meet the Academy qualification standards for rendering this statement of actuarial opinion.

This statement is for United Healthcare Plan of the River Valley, Inc.'s Medicaid Long Term Care risk business in Western Tennessee, which had approximately 2,500 members in December 31, 2020. This business became effective August 1, 2010.

I have examined the actuarial assumptions and methods used in determining the loss reserves listed below, as prepared for filing with regulatory officials as of December 31, 2020.

I have determined that the appropriate level for claims liability for this block of business is \$11,124,491.

Note that in the annual statement, both Medicaid and non-Medicaid businesses are combined.

My examination included such review of the actuarial assumptions and actuarial methods and of the underlying basic liability records and such tests of the actuarial calculations as I considered necessary.

In my opinion the amounts carried in the balance sheet on account of the actuarial items identified above:


- a) Are computed in accordance with presently accepted actuarial standards consistently applied and are fairly stated in accordance with sound actuarial principles;
- b) Are based on actuarial assumptions which are in accordance with or stronger than those called for in related contract provisions and are appropriate for the purpose for which the statement was prepared;
- c) Meet the requirements of the laws of the State of Tennessee;
- d) Make good and sufficient provision for all unpaid claims and other actuarial liabilities of the organization guaranteed under the terms of its contracts and agreements;

- e) Are computed on the basis of actuarial assumptions and methods consistent in all material respects with those used in computing the corresponding items in the annual statement of the preceding year-end; and
- f) Include provision, in the aggregate, for all actuarial reserves and related statement items which ought to be established.

The actuarial methods, considerations and analyses used in forming my opinion conform to the appropriate Standards of Practice as promulgated from time to time by the Actuarial Standards Board, whose standards form the basis of this statement of opinion.

This statement has been prepared for inclusion with United Healthcare Plan of the River Valley, Inc.'s statutory quarterly statement for filing with regulatory authorities of the State of Tennessee and is intended for no other purpose.

January 15, 2021



Kevin P. Donnelly, FSA, FCAS, MAAA

Director of Actuarial Services, United Healthcare

9800 Health Care Lane, MN006-W009

Minnetonka, MN 55343

(952) 931-5433

E-mail: Kevin.donnelly@uhc.com



January 15, 2021

STATEMENT OF ACTUARIAL OPINION

Statutory Quarterly Statement of United Healthcare Plan of the River Valley, Inc.

Medicaid Risk Business in Western Tennessee, Excluding Long Term Care

As of and for the Period Ended December 31, 2020

I, Kevin P. Donnelly, am a Member of the American Academy of Actuaries (Academy) and Director of Actuarial Services for United Healthcare Plan of the River Valley, Inc.'s Medicaid plans. I meet the Academy qualification standards for rendering this statement of actuarial opinion.

This statement is for United Healthcare Plan of the River Valley, Inc.'s Medicaid risk business in Western Tennessee, which had approximately 127,900 members in December 31, 2020. This business became effective December 1, 2008.

I have examined the actuarial assumptions and methods used in determining the loss reserves listed below, as prepared for filing with regulatory officials as of December 31, 2020.

I have determined that the appropriate level for claims liability for this block of business is \$34,820,432.

Note that in the annual statement, both Medicaid and non-Medicaid businesses are combined.

My examination included such review of the actuarial assumptions and actuarial methods and of the underlying basic liability records and such tests of the actuarial calculations as I considered necessary.

In my opinion the amounts carried in the balance sheet on account of the actuarial items identified above:


- a) Are computed in accordance with presently accepted actuarial standards consistently applied and are fairly stated in accordance with sound actuarial principles;
- b) Are based on actuarial assumptions which are in accordance with or stronger than those called for in related contract provisions and are appropriate for the purpose for which the statement was prepared;
- c) Meet the requirements of the laws of the State of Tennessee;
- d) Make good and sufficient provision for all unpaid claims and other actuarial liabilities of the organization guaranteed under the terms of its contracts and agreements;

- e) Are computed on the basis of actuarial assumptions and methods consistent in all material respects with those used in computing the corresponding items in the annual statement of the preceding year-end; and
- f) Include provision, in the aggregate, for all actuarial reserves and related statement items which ought to be established.

The actuarial methods, considerations and analyses used in forming my opinion conform to the appropriate Standards of Practice as promulgated from time to time by the Actuarial Standards Board, whose standards form the basis of this statement of opinion.

This statement has been prepared for inclusion with United Healthcare Plan of the River Valley, Inc.'s statutory quarterly statement for filing with regulatory authorities of the State of Tennessee and is intended for no other purpose.

January 15, 2021



Kevin P. Donnelly, FSA, FCAS, MAAA

Director of Actuarial Services, United Healthcare

9800 Health Care Lane, MN006-W009

Minnetonka, MN 55343

(952) 931-5433

E-mail: Kevin.donnelly@uhc.com

**UHC Plan of the River Valley
Reconciliation of Cash to Accrual Basis Accounting
As of December 31, 2020**

	<u>Middle</u>	<u>East</u>	<u>West</u>	<u>Consolidated</u>	<u>Key</u>
Cash received per premium tax reconciliation	1,005,772,745.98	846,306,430.73	698,505,369.91	2,550,584,546.62	
Change in accruals	(22,472,040.03)	(22,584,066.97)	(17,434,109.10)	(62,490,216.10)	a
STAT Entry 2020 Risk Corridor Accrual	(7,668,023.04)	(6,700,701.60)	(5,716,863.36)	(20,085,588.00)	b
FIN360 Timing Difference	(423,892.73)	(119,892.58)	(208,737.93)	(752,523.24)	c
TennCare Prepaid 2021 Premiums	(75,761,715.04)	(65,025,552.28)	(52,930,820.97)	(193,718,088.29)	d
Pass Thru Payments	(131,848,161.20)	(87,453,812.27)	(78,749,654.43)	(298,051,627.90)	e
Recoupments Pass Thru	6,816,740.30	5,173,325.81	3,145,502.80	15,135,568.91	f
Change in withhold	156,169.26	98,176.76	101,009.81	355,355.83	g
ECF ASO Fee, claims and premium tax billing	(3,653,249.94)	(3,623,149.49)	(2,527,764.38)	(9,804,163.81)	h
Liquid Damages	(72,361.01)	(14,819.38)	(1,533.33)	(88,713.72)	i
Rounding Variances	4.96	4.19	(9.22)	(0.07)	
Accrual basis	<u>770,846,217.51</u>	<u>666,055,942.92</u>	<u>544,182,389.80</u>	<u>1,981,084,550.23</u>	

(a) Consistent with NAIC guidelines, UPRV records premiums on an accrual basis of accounting. The \$62M decrease in accruals is driven by \$61M decrease 2019 Base Rate Change that was paid in 2020

(b) This item is due to accrual for 2020 Risk Corridor as indicated in amended contract .

(c) A change was made on how revenue is recorded that results in a timing difference. Prior to Sept 2017, revenue was recorded based on remittances. Effective September 2017, revenue is recorded based on the eligibility file. The variance between the files results in a timing difference between the funding received from TennCare versus the revenue recorded by UHC.

(d) TennCare prepaid premiums for 2021

(e) Pass thru capitation based payments from TennCare for all 11 Pass Thru Programs: Health Links (HL); Emergency Medical Services(EMS), Health Directed Payment (HDP), Patient Centered Medical Home (PCMH), Patient Centered Medical Home Outcome, Physician (Phy); Medical Therapy Management (MTM), Home Community Based Services (HCBS); Nursing Facility COVID19 (NF); Behavior Health (BH) and Primary Care Provider (PCP).

(f) TennCare recoupments for Pass Thru programs

(g) Change in withholding comparing Dec 2019 to Dec 2020

(h) ECF Pass thru items for Premium Tax and Claims are not booked as revenue

(i) Liquid damages have been reclassified from SG&A expense to reduction in revenue. Request made by UHC Regulatory.

Accrual change is calculated as follows:

	<u>Middle</u>	<u>East</u>	<u>West</u>	<u>Consolidated</u>
Reversal of Dec 2019 Accrued MWOS	3,801,625.32	4,131,975.23	3,314,378.97	11,247,979.52
Reversal of Dec 2019 Accrued RAR	(7,596,932.51)	448,460.13	4,179,358.83	(2,969,113.55)
Reversal of Dec 2019 Accrued Retro	(4,416,288.00)	(1,356,065.68)	(1,959,954.56)	(7,732,308.24)
Reversal of Dec 2019 Rate Change	(24,186,763.49)	(20,877,003.88)	(16,262,799.01)	(61,326,566.38)
Dec 2020 Accrued MWOS	(5,124,282.75)	(5,462,180.00)	(4,418,239.52)	(15,004,702.27)
Dec 2020 Accrued RAR	10,464,633.35	(2,730,381.50)	(5,590,907.32)	2,143,344.53
Dec 2020 Accrued Retro	4,585,968.05	3,261,128.73	3,304,053.51	11,151,150.29
2020 Risk Corridor	(7,668,023.04)	(6,700,701.60)	(5,716,863.36)	(20,085,588.00)
Total change in accrual	<u>(30,140,063.07)</u>	<u>(29,284,768.57)</u>	<u>(23,150,972.46)</u>	<u>(82,575,804.10)</u>

UnitedHealthcare Plan of the River Valley, Inc.
TennCare Subsequent Collections Schedule
As of December 31, 2020

12/31/2019 AR balance by component

		12/31/2019	Medicaid	LTC	Total	Source
GL Accrual for rate change	GL Accrual for rate change	55600-03000-11070	61,650,547.71	(323,981.33)	61,326,566.38	Dec 2019 TN Summary All
GL Accrual for future retroactive premium	GL Accrual for future retroactive premium	55600-03000-11070	8,626,933	(894,625)	7,732,308	Dec 2019 TN Summary All
GL Accrual for withholding	GL Accrual for withholding	55600-03000-11027	3,156,666	1,204,962	4,361,627	Dec 2019 Data Capitation
GL Accrual for LTC members not receiving LTC services	GL Accrual for LTC members not receiving LTC services	55600-03000-21297	686,106	(11,934,086)	(11,247,980)	Dec 2019 TN Summary All
GL balance 12/31/2019	GL balance 12/31/2019		74,120,253	(11,947,731)	62,172,522	

2020 Cash receipts related to 2019 service dates	Prior Medicaid withhold paid	Prior LTC withhold paid	Medicaid	LTC	Medicaid Recoupments	LTC Recoupments	Medicaid Cash Received for PY IDB Dates	LTC Cash Received for PY IDB Dates	Total Cash Received for PY IDB Dates (includes W/H & Recoupments)	Medicaid	LTC	Total	Difference between L and O
			Withhold on CY Cash Received for PY IDB Dates	Withhold on CY Cash Received for PY IDB Dates						(excluding Recoupments)	(excluding Recoupments)	Cash Received for PY IDB Dates	
Jan-20	-	-	2,221,508	(149,510)			(74,971,842)	5,938,151.23	(66,961,692)	(72,750,333)	5,788,642	(66,961,692)	-
Feb-20	(2,221,508)	149,510	97,437	(11,172)	(198,509)	3,138,119	(3,553,749)	442,868.69	(2,157,004)	(5,677,820)	581,206	(5,096,614)	2,939,610
Mar-20	(97,437)	11,172	79,652	(2,050)			(2,935,278)	81,288.88	(2,862,651)	(2,953,063)	90,412	(2,862,651)	-
Apr-20	(79,652)	2,050	75,239	5,606			(2,714,527)	(222,797.42)	(2,934,082)	(2,718,940)	(215,141)	(2,934,082)	-
May-20	(75,239)	(5,606)	54,777	3,736			(2,079,495)	(148,594.01)	(2,250,422)	(2,099,958)	(150,464)	(2,250,422)	-
Jun-20	(54,777)	(3,736)	40,688	2,339	(185,291)	2,793,206	(1,540,121)	(92,995.55)	959,312	(1,554,210)	(94,392)	(1,648,603)	2,607,915
Jul-20	(40,688)	(2,339)	4,674	2,377			(189,821)	(94,515.83)	(320,313)	(225,835)	(94,478)	(320,313)	-
Aug-20	(4,674)	(2,377)	8,552	326	(200,167)	2,966,581	(325,332)	(12,976.40)	2,429,933	(321,454)	(15,027)	(336,481)	2,766,414
Sep-20	(8,552)	(326)	4,235	-			(163,898)	-	(168,541)	(168,215)	(326)	(168,541)	-
Oct-20	(4,235)	-	(17,221)	-			628,390	-	606,933	606,933	-	606,933	-
Nov-20	17,221	-	-	-			-	-	17,221	17,221	-	17,221	-
Dec-20	-	-	-	-	(254,329)	4,076,652	-	-	3,822,323	-	-	-	3,822,323
Total 2020 cash deposits for 2019 retro cash	(2,569,542)	148,346	2,569,542	(148,346)	(838,296)	12,974,559	(87,845,674)	5,890,430	(69,818,982)	(87,845,674)	5,890,430	(81,955,244)	12,136,263

United Healthcare C & S - Tennessee
Retroactive Revenue Accrual Summary
December-20

Total												
IDB	Mid TN - TANF		Mid TN - LTC		West TN - TANF		West TN - LTC		East TN - TANF		East TN - LTC	
	Mbrs	Rev	Mbrs	Rev	Mbrs	Rev	Mbrs	Rev	Mbrs	Rev	Mbrs	Rev
Jul-20	206	139,517.54	1	7,806.88	155	105,655.00	2	11,225.27	167	102,757.53	1	4,845.64
Aug-20	459	305,494.27	4	27,783.44	346	229,164.14	5	32,358.68	367	223,500.70	2	12,524.40
Sep-20	807	512,367.26	9	59,015.26	602	375,768.66	10	63,022.87	629	371,737.82	5	30,443.44
Oct-20	1,327	778,621.72	15	101,934.81	993	557,424.71	15	98,933.51	1,017	564,199.15	10	66,392.88
Nov-20	2,324	1,212,748.71	4	69,428.33	1,684	831,054.24	6	77,632.77	1,728	878,428.23	(1)	32,208.45
Dec-20	2,928	1,376,480.41	(10)	(5,230.58)	2,053	907,829.36	(5)	13,984.30	2,090	990,046.25	(10)	(15,955.76)
Total	8,051	4,325,229.91	24	260,738.14	5,833	3,006,896.11	33	297,157.40	5,999	3,130,669.68	7	130,459.05
-												
Prior Month	8,714	4,477,732.94	20	281,457.52	6,280	3,143,113.10	25	291,243.01	6,381	3,224,165.06	(9)	67,175.63
Change from Prior Month	(663)	(152,503.03)	3	(20,719.38)	(447)	(136,216.99)	8	5,914.39	(382)	(93,495.38)	16	63,283.42

**UnitedHealthcare Community Plan - East Tennessee
Reconciliation Between 2A and MLR Report
As of December 31st, 2020**

<u>Capitation Revenue</u>	<u>Revenue</u>
Revenue reported per MLR report	662,826,058
STAT Adjustment	
	662,826,058
TennCare Capitation per 2A	658,176,014
Other Revenues	14,580,631
Less: Restated revenue for prior months	(9,930,587)
	662,826,058
Difference	0
<u>Claims & Reserve</u>	<u>Claims</u>
Total 2A Paid Claims and Change in Reserves	526,540,631
	526,540,631
Incurred Claims per the MLR for the reporting period	610,681,302
STAT Adjustment	135,480
Transportation Admin expense reclassified to Admin section on MLR.	2,675,860
Pass through - Expenses	(83,369,130)
Restated prior year incurred claims	(3,582,881)
Adjusted MLR	526,540,631
Difference (rounding)	0

**UnitedHealthcare Community Plan - Middle Tennessee
Reconciliation Between 2A and MLR Report
As of December 30th, 2020**

<u>Capitation Revenue</u>	<u>Revenue</u>
Revenue reported per MLR report	766,740,177
STAT Adjustment/Other Revenue	766,740,177
TennCare Capitation per 2A	761,699,682
Other Revenues	16,814,559
Less: Restated revenue for prior months	(11,774,063)
	766,740,177
Difference	0
<u>Claims & Reserve</u>	
	<u>Claims</u>
Total 2A Paid Claims and Change in Reserves	623,407,898
	623,407,898
Incurred Claims per the MLR for the reporting period	734,499,576
STAT Adjustment	162,923
Transportation Admin expense reclassified to Admin section on MLR.	3,183,462
Pass through - Expenses	(116,254,895)
Restated prior year incurred claims	1,816,832
Adjusted MLR	623,407,898
Difference (rounding)	0

**UnitedHealthcare Community Plan - West Tennessee
Reconciliation Between 2A and MLR Report
As of June 30th, 2020**

<u>Capitation Revenue</u>	<u>Revenue</u>
Revenue reported per MLR report	540,101,001
STAT Adjustment/Other Revenue	<u>540,101,001</u>
TennCare Capitation per 2A	538,262,761
Other Revenues	11,636,492
Less: Restated revenue for prior months	(9,798,252)
	<u>540,101,001</u>
Difference	<u>0</u>
<u>Claims & Reserve</u>	<u>Claims</u>
Total 2A Paid Claims and Change in Reserves	421,050,358
	<u>421,050,358</u>
Incurred Claims per the MLR for the reporting period	482,397,340
STAT Adjustment	21,570
Transportation Admin expense reclassified to Admin section on ML	2,328,106
Pass through - Expenses	(66,008,879)
Restated prior year incurred claims	2,312,222
Adjusted MLR	<u>421,050,358</u>
Difference (rounding)	<u>0</u>



SUPPLEMENT FOR THE YEAR 2020 OF THE UnitedHealthcare Plan of the River Valley, Inc.

SUPPLEMENTAL COMPENSATION EXHIBIT

For the Year Ended December 31, 2020

(To be filed by March 1)

PART 1 - INTERROGATORIES

1. Is the reporting insurer a member of a group of insurers or other holding company system? Yes [X] No []
If yes, do the amounts below represent 1) total gross compensation earned for each individual by or on behalf of all companies which are part of the group: Yes []; or 2) allocation to each insurer: Yes [X].
2. Did any person while an officer, director, or trustee of the reporting entity receive directly or indirectly, during the period covered by this statement any commission on the business transactions of the reporting entity? Yes [] No [X]
3. Except for retirement plans generally applicable to its staff employees, has the reporting entity any agreement with any person, other than contracts with its agents for the payment of commissions whereby it agrees that for any service rendered or to be rendered, that he/she shall receive directly or indirectly, any salary, compensation or emolument that will extend beyond the period of 12 months from the date of the agreement? Yes [] No [X]

PART 2 - OFFICERS AND EMPLOYEES COMPENSATION

1 Name and Principal Position	2 Year	3 Salary	4 Bonus	5 Stock Awards	6 Option Awards	7 Sign-on Payments	8 Severance Payments	9 All Other Compensation	10 Totals
Current:									
1. Robert Andersen Broomfield (KS) - President, Commercial, and Director	2020	13,000	5,625	5,347	0	0	0	1,135	25,107
	2019	52,000	19,600	19,732	0	0	0	609	91,941
	2018	52,000	23,400	18,788	35,676	0	0	539	130,404
Current:									
2. James Wesley Kelly (TN) - Chief Financial Officer, and Director	2020	184,234	51,000	25,127	0	0	0	13,201	273,562
	2019	179,238	35,000	16,444	0	0	0	454	231,136
	2018	173,996	39,000	8,442	0	0	0	427	221,865
3. Keith Christopher Payet (TN) - President, Medicaid Division, and Director	2020	280,615	130,150	103,926	183,941	0	0	22,263	720,896
	2019	273,462	68,000	68,119	110,374	0	0	1,163	521,117
	2018	271,539	82,500	34,152	80,540	0	0	614	469,346
4.	2020	0	0	0	0	0	0	0	0
	2019	0	0	0	0	0	0	0	0
	2018	0	0	0	0	0	0	0	0
5.	2020	0	0	0	0	0	0	0	0
	2019	0	0	0	0	0	0	0	0
	2018	0	0	0	0	0	0	0	0
6.	2020	0	0	0	0	0	0	0	0
	2019	0	0	0	0	0	0	0	0
	2018	0	0	0	0	0	0	0	0
7.	2020	0	0	0	0	0	0	0	0
	2019	0	0	0	0	0	0	0	0
	2018	0	0	0	0	0	0	0	0
8.	2020	0	0	0	0	0	0	0	0
	2019	0	0	0	0	0	0	0	0
	2018	0	0	0	0	0	0	0	0
9.	2020	0	0	0	0	0	0	0	0
	2019	0	0	0	0	0	0	0	0
	2018	0	0	0	0	0	0	0	0
10.	2020	0	0	0	0	0	0	0	0
	2019	0	0	0	0	0	0	0	0
	2018	0	0	0	0	0	0	0	0

PART 3 - DIRECTOR COMPENSATION

1 Name and Principal Position or Occupation and Company (if Outside Director)	Paid or Deferred for Services as Director				6 All Other Compensation Paid or Deferred	7 Totals
	2 Direct Compensation	3 Stock Awards	4 Option Awards	5 Other		
Scott Edward Williams (IL) - Director	65,010	7,099	0	0	49,799	121,908
Brendan Paul Hostetler (IL) - Director	18,780	5,730	13,429	0	5,999	43,938
William Kenneth Appelgate, Ph.D. (IL) - Consumer Director	3,000	0	0	0	0	3,000
James Edward Hecker (IL) - Consumer Director	3,000	0	0	0	0	3,000
Cathie Sue Whiteside (IL) - Consumer Director	3,000	0	0	0	0	3,000
	0	0	0	0	0	0

SUPPLEMENT FOR THE YEAR 2020 OF THE UnitedHealthcare Plan of the River Valley, Inc.

PART 4 - NARRATIVE DESCRIPTION OF MATERIAL FACTORS

Provide a narrative description of any material factors necessary to gain an understanding of the information disclosed in the tables.

N/A