

QUARTERLY STATEMENT

OF THE

UnitedHealthcare Plan of the River Valley, Inc.

TO THE

Insurance Department

OF THE

STATE OF

Illinois

FOR THE QUARTER ENDED
MARCH 31, 2022

HEALTH

2022



HEALTH QUARTERLY STATEMENT

AS OF MARCH 31, 2022
OF THE CONDITION AND AFFAIRS OF THE

UnitedHealthcare Plan of the River Valley, Inc.

NAIC Group Code 0707 0707 NAIC Company Code 95378 Employer's ID Number 36-3379945
(Current) (Prior)

Organized under the Laws of Illinois, State of Domicile or Port of Entry IL

Country of Domicile United States of America

Licensed as business type: Health Maintenance Organization

Is HMO Federally Qualified? Yes [] No [X]

Incorporated/Organized 08/05/1985 Commenced Business 12/19/1985

Statutory Home Office 1 KONE Court, 101 17th Street, Suite 301, Moline, IL, US 61265
(Street and Number) (City or Town, State, Country and Zip Code)

Main Administrative Office 1 KONE Court, 101 17th Street, Suite 301
(Street and Number)
Moline, IL, US 61265, 309-736-4600
(City or Town, State, Country and Zip Code) (Area Code) (Telephone Number)

Mail Address 9800 Health Care Lane, MN006-W500, Minnetonka, MN, US 55343
(Street and Number or P.O. Box) (City or Town, State, Country and Zip Code)

Primary Location of Books and Records 1 KONE Court, 101 17th Street, Suite 301
(Street and Number)
Moline, IL, US 61265, 309-736-4600
(City or Town, State, Country and Zip Code) (Area Code) (Telephone Number)

Internet Website Address UHCRiverValley.com

Statutory Statement Contact Lisa A Miller, 952-202-4741
(Name) (Area Code) (Telephone Number)
regreporting_illinois@uhc.com, 952-931-4651
(E-mail Address) (FAX Number)

OFFICERS

President Ute Wegfarth Strand Treasurer Peter Marshall Gill
Secretary Heather Anastasia Lang Chief Financial Officer James Wesley Kelly

OTHER

Robert Andersen Broomfield, President, Commercial Nyle Brent Cottingham, Vice President Jessica Leigh Zuba, Assistant Secretary

DIRECTORS OR TRUSTEES

Craig Lee Bartholomew # Robert Andersen Broomfield Brendan Paul Hostetler
James Wesley Kelly Ute Wegfarth Strand Scott Edward Williams
Mollie Katherine Zito #

State of _____ State of _____ State of _____

County of _____ County of _____ County of _____

The officers of this reporting entity being duly sworn, each depose and say that they are the described officers of said reporting entity, and that on the reporting period stated above, all of the herein described assets were the absolute property of the said reporting entity, free and clear from any liens or claims thereon, except as herein stated, and that this statement, together with related exhibits, schedules and explanations therein contained, annexed or referred to, is a full and true statement of all the assets and liabilities and of the condition and affairs of the said reporting entity as of the reporting period stated above, and of its income and deductions therefrom for the period ended, and have been completed in accordance with the NAIC Annual Statement Instructions and Accounting Practices and Procedures manual except to the extent that: (1) state law may differ; or, (2) that state rules or regulations require differences in reporting not related to accounting practices and procedures, according to the best of their information, knowledge and belief, respectively. Furthermore, the scope of this attestation by the described officers also includes the related corresponding electronic filing with the NAIC, when required, that is an exact copy (except for formatting differences due to electronic filing) of the enclosed statement. The electronic filing may be requested by various regulators in lieu of or in addition to the enclosed statement.

Ute Wegfarth Strand
President

Heather Anastasia Lang
Secretary

James Wesley Kelly
Chief Financial Officer

Subscribed and sworn to before me this _____ day of _____

Subscribed and sworn to before me this _____ day of _____

Subscribed and sworn to before me this _____ day of _____

- a. Is this an original filing?..... Yes [X] No []
b. If no,
1. State the amendment number.....
2. Date filed.....
3. Number of pages attached.....

STATEMENT AS OF MARCH 31, 2022 OF THE UnitedHealthcare Plan of the River Valley, Inc.

ASSETS

	Current Statement Date			4 December 31 Prior Year Net Admitted Assets
	1 Assets	2 Nonadmitted Assets	3 Net Admitted Assets (Cols. 1 - 2)	
1. Bonds	717,808,230	0	717,808,230	723,311,983
2. Stocks:				
2.1 Preferred stocks	0	0	0	0
2.2 Common stocks	0	0	0	0
3. Mortgage loans on real estate:				
3.1 First liens	0	0	0	0
3.2 Other than first liens.....	0	0	0	0
4. Real estate:				
4.1 Properties occupied by the company (less \$0 encumbrances)	0	0	0	0
4.2 Properties held for the production of income (less \$0 encumbrances)	0	0	0	0
4.3 Properties held for sale (less \$0 encumbrances)	0	0	0	0
5. Cash (\$770,752), cash equivalents (\$338,312,404) and short-term investments (\$25,962,742)	365,045,898	0	365,045,898	267,034,055
6. Contract loans (including \$0 premium notes)	0	0	0	0
7. Derivatives	0	0	0	0
8. Other invested assets	5,436,932	0	5,436,932	5,917,181
9. Receivables for securities	0	0	0	0
10. Securities lending reinvested collateral assets	0	0	0	0
11. Aggregate write-ins for invested assets	0	0	0	0
12. Subtotals, cash and invested assets (Lines 1 to 11)	1,088,291,060	0	1,088,291,060	996,263,219
13. Title plants less \$0 charged off (for Title insurers only)	0	0	0	0
14. Investment income due and accrued	4,835,904	0	4,835,904	4,993,390
15. Premiums and considerations:				
15.1 Uncollected premiums and agents' balances in the course of collection	6,798,464	473,795	6,324,669	9,077,593
15.2 Deferred premiums, agents' balances and installments booked but deferred and not yet due (including \$0 earned but unbilled premiums)	0	0	0	0
15.3 Accrued retrospective premiums (\$4,109,003) and contracts subject to redetermination (\$60,155,908)	63,455,981	0	63,455,981	46,089,913
16. Reinsurance:				
16.1 Amounts recoverable from reinsurers	0	0	0	0
16.2 Funds held by or deposited with reinsured companies	0	0	0	0
16.3 Other amounts receivable under reinsurance contracts	0	0	0	0
17. Amounts receivable relating to uninsured plans	12,542,595	12,989	12,529,606	66,021,956
18.1 Current federal and foreign income tax recoverable and interest thereon	0	0	0	13,594,257
18.2 Net deferred tax asset	7,484,450	361,903	7,122,547	5,126,944
19. Guaranty funds receivable or on deposit	68,708	0	68,708	221,659
20. Electronic data processing equipment and software	0	0	0	0
21. Furniture and equipment, including health care delivery assets (\$0)	0	0	0	0
22. Net adjustment in assets and liabilities due to foreign exchange rates	0	0	0	0
23. Receivables from parent, subsidiaries and affiliates	116,637	116,637	0	0
24. Health care (\$61,444,078) and other amounts receivable	77,910,473	16,466,395	61,444,078	57,825,477
25. Aggregate write-ins for other than invested assets	127,206	123,031	4,175	1,422
26. Total assets excluding Separate Accounts, Segregated Accounts and Protected Cell Accounts (Lines 12 to 25)	1,261,631,478	17,554,750	1,244,076,728	1,199,215,830
27. From Separate Accounts, Segregated Accounts and Protected Cell Accounts	0	0	0	0
28. Total (Lines 26 and 27)	1,261,631,478	17,554,750	1,244,076,728	1,199,215,830
DETAILS OF WRITE-INS				
1101.				
1102.				
1103.				
1198. Summary of remaining write-ins for Line 11 from overflow page	0	0	0	0
1199. Totals (Lines 1101 through 1103 plus 1198)(Line 11 above)	0	0	0	0
2501. Prepaid Miscellaneous	116,667	116,667	0	0
2502. Taxes Receivable - State	4,175	0	4,175	0
2503. Prepaid Commissions	3,830	3,830	0	0
2598. Summary of remaining write-ins for Line 25 from overflow page	2,534	2,534	0	1,422
2599. Totals (Lines 2501 through 2503 plus 2598)(Line 25 above)	127,206	123,031	4,175	1,422

LIABILITIES, CAPITAL AND SURPLUS

	Current Period			Prior Year
	1 Covered	2 Uncovered	3 Total	4 Total
1. Claims unpaid (less \$0 reinsurance ceded)	325,752,505	0	325,752,505	307,223,007
2. Accrued medical incentive pool and bonus amounts	6,270,954	0	6,270,954	4,916,624
3. Unpaid claims adjustment expenses	3,269,677	0	3,269,677	2,965,431
4. Aggregate health policy reserves, including the liability of \$41,620,219 for medical loss ratio rebate per the Public Health Service Act	227,829,557	0	227,829,557	286,702,237
5. Aggregate life policy reserves	0	0	0	0
6. Property/casualty unearned premium reserve	0	0	0	0
7. Aggregate health claim reserves	883,887	0	883,887	787,090
8. Premiums received in advance	48,725,954	0	48,725,954	2,347,533
9. General expenses due or accrued	47,822,758	0	47,822,758	48,521,154
10.1 Current federal and foreign income tax payable and interest thereon (including \$0 on realized gains (losses))	823,087	0	823,087	0
10.2 Net deferred tax liability	0	0	0	0
11. Ceded reinsurance premiums payable	294,741	0	294,741	234,355
12. Amounts withheld or retained for the account of others	35,610	0	35,610	37,617
13. Remittances and items not allocated	4,226	0	4,226	2,136
14. Borrowed money (including \$0 current) and interest thereon \$0 (including \$0 current)	0	0	0	0
15. Amounts due to parent, subsidiaries and affiliates	87,098,608	0	87,098,608	72,812,695
16. Derivatives	0	0	0	0
17. Payable for securities	0	0	0	0
18. Payable for securities lending	0	0	0	0
19. Funds held under reinsurance treaties (with \$0 authorized reinsurers, \$0 unauthorized reinsurers and \$0 certified reinsurers)	0	0	0	0
20. Reinsurance in unauthorized and certified (\$0) companies	0	0	0	0
21. Net adjustments in assets and liabilities due to foreign exchange rates	0	0	0	0
22. Liability for amounts held under uninsured plans	73,074,253	0	73,074,253	50,049,904
23. Aggregate write-ins for other liabilities (including \$0 current)	0	0	0	0
24. Total liabilities (Lines 1 to 23)	821,885,817	0	821,885,817	776,599,783
25. Aggregate write-ins for special surplus funds	XXX	XXX	0	0
26. Common capital stock	XXX	XXX	610,000	610,000
27. Preferred capital stock	XXX	XXX	0	0
28. Gross paid in and contributed surplus	XXX	XXX	104,977,137	104,977,137
29. Surplus notes	XXX	XXX	0	0
30. Aggregate write-ins for other than special surplus funds	XXX	XXX	1,500,000	1,500,000
31. Unassigned funds (surplus)	XXX	XXX	315,103,774	315,528,910
32. Less treasury stock, at cost:				
32.10 shares common (value included in Line 26 \$0)	XXX	XXX	0	0
32.20 shares preferred (value included in Line 27 \$0)	XXX	XXX	0	0
33. Total capital and surplus (Lines 25 to 31 minus Line 32)	XXX	XXX	422,190,911	422,616,047
34. Total liabilities, capital and surplus (Lines 24 and 33)	XXX	XXX	1,244,076,728	1,199,215,830
DETAILS OF WRITE-INS				
2301.				
2302.				
2303.				
2398. Summary of remaining write-ins for Line 23 from overflow page	0	0	0	0
2399. Totals (Lines 2301 through 2303 plus 2398)(Line 23 above)	0	0	0	0
2501.	XXX	XXX		
2502.	XXX	XXX		
2503.	XXX	XXX		
2598. Summary of remaining write-ins for Line 25 from overflow page	XXX	XXX	0	0
2599. Totals (Lines 2501 through 2503 plus 2598)(Line 25 above)	XXX	XXX	0	0
3001. Statutory Fund	XXX	XXX	1,500,000	1,500,000
3002.	XXX	XXX		
3003.	XXX	XXX		
3098. Summary of remaining write-ins for Line 30 from overflow page	XXX	XXX	0	0
3099. Totals (Lines 3001 through 3003 plus 3098)(Line 30 above)	XXX	XXX	1,500,000	1,500,000

STATEMENT OF REVENUE AND EXPENSES

	Current Year To Date		Prior Year To Date	Prior Year Ended December 31
	1 Uncovered	2 Total	3 Total	4 Total
1. Member Months	XXX	1,788,215	1,674,879	6,874,079
2. Net premium income (including \$ 0 non-health premium income)	XXX	907,215,211	829,760,423	3,406,570,090
3. Change in unearned premium reserves and reserve for rate credits	XXX	20,387,605	7,324,419	(124,216,493)
4. Fee-for-service (net of \$ 0 medical expenses)	XXX	0	0	0
5. Risk revenue	XXX	0	0	0
6. Aggregate write-ins for other health care related revenues	XXX	0	0	0
7. Aggregate write-ins for other non-health revenues	XXX	0	0	0
8. Total revenues (Lines 2 to 7)	XXX	927,602,816	837,084,842	3,282,353,597
Hospital and Medical:				
9. Hospital/medical benefits	0	706,991,864	582,136,515	2,504,031,011
10. Other professional services	0	8,941,357	8,565,649	36,240,958
11. Outside referrals	0	0	0	0
12. Emergency room and out-of-area	0	0	0	0
13. Prescription drugs	0	22,606,149	17,514,132	54,542,092
14. Aggregate write-ins for other hospital and medical	0	0	0	0
15. Incentive pool, withhold adjustments and bonus amounts	0	2,359,812	2,374,315	3,589,555
16. Subtotal (Lines 9 to 15)	0	740,899,182	610,590,611	2,598,403,616
Less:				
17. Net reinsurance recoveries	0	0	0	0
18. Total hospital and medical (Lines 16 minus 17)	0	740,899,182	610,590,611	2,598,403,616
19. Non-health claims (net)	0	0	0	0
20. Claims adjustment expenses, including \$ 34,735,100 cost containment expenses	0	46,823,482	48,977,504	163,305,753
21. General administrative expenses	0	80,788,415	68,227,207	292,807,214
22. Increase in reserves for life and accident and health contracts (including \$ 0 increase in reserves for life only)	0	0	0	0
23. Total underwriting deductions (Lines 18 through 22)	0	868,511,079	727,795,322	3,054,516,583
24. Net underwriting gain or (loss) (Lines 8 minus 23)	XXX	59,091,737	109,289,520	227,837,014
25. Net investment income earned	0	2,715,840	2,937,045	10,803,082
26. Net realized capital gains (losses) less capital gains tax of \$ 4,043	0	15,207	(22,331)	1,321,240
27. Net investment gains (losses) (Lines 25 plus 26)	0	2,731,047	2,914,714	12,124,322
28. Net gain or (loss) from agents' or premium balances charged off [(amount recovered \$ 1,895) (amount charged off \$ (1,384))]	0	511	3,223	(43,338)
29. Aggregate write-ins for other income or expenses	0	0	26,464	62,188
30. Net income or (loss) after capital gains tax and before all other federal income taxes (Lines 24 plus 27 plus 28 plus 29)	XXX	61,823,295	112,233,921	239,980,186
31. Federal and foreign income taxes incurred	XXX	14,413,301	15,573,239	39,393,980
32. Net income (loss) (Lines 30 minus 31)	XXX	47,409,994	96,660,682	200,586,206
DETAILS OF WRITE-INS				
0601.	XXX			
0602.	XXX			
0603.	XXX			
0698. Summary of remaining write-ins for Line 6 from overflow page	XXX	0	0	0
0699. Totals (Lines 0601 through 0603 plus 0698)(Line 6 above)	XXX	0	0	0
0701.	XXX			
0702.	XXX			
0703.	XXX			
0798. Summary of remaining write-ins for Line 7 from overflow page	XXX	0	0	0
0799. Totals (Lines 0701 through 0703 plus 0798)(Line 7 above)	XXX	0	0	0
1401.				
1402.				
1403.				
1498. Summary of remaining write-ins for Line 14 from overflow page	0	0	0	0
1499. Totals (Lines 1401 through 1403 plus 1498)(Line 14 above)	0	0	0	0
2901. Investment Proceeds - Settlement	0	0	26,514	62,253
2902. Fines & Penalties - Paid and Accrued	0	0	(50)	(65)
2903.				
2998. Summary of remaining write-ins for Line 29 from overflow page	0	0	0	0
2999. Totals (Lines 2901 through 2903 plus 2998)(Line 29 above)	0	0	26,464	62,188

STATEMENT OF REVENUE AND EXPENSES (Continued)

	1 Current Year to Date	2 Prior Year to Date	3 Prior Year Ended December 31
CAPITAL AND SURPLUS ACCOUNT			
33. Capital and surplus prior reporting year.....	422,616,047	647,575,808	647,575,808
34. Net income or (loss) from Line 32.....	47,409,994	96,660,682	200,586,206
35. Change in valuation basis of aggregate policy and claim reserves.....	0	0	0
36. Change in net unrealized capital gains (losses) less capital gains tax of \$ 0	0	0	0
37. Change in net unrealized foreign exchange capital gain or (loss).....	0	0	0
38. Change in net deferred income tax.....	1,995,603	(7,383,629)	(9,121,023)
39. Change in nonadmitted assets.....	169,267	(100,479)	3,575,056
40. Change in unauthorized and certified reinsurance.....	0	0	0
41. Change in treasury stock.....	0	0	0
42. Change in surplus notes.....	0	0	0
43. Cumulative effect of changes in accounting principles.....	0	0	0
44. Capital Changes:			
44.1 Paid in.....	0	0	0
44.2 Transferred from surplus (Stock Dividend).....	0	0	0
44.3 Transferred to surplus.....	0	0	0
45. Surplus adjustments:			
45.1 Paid in.....	0	0	0
45.2 Transferred to capital (Stock Dividend).....	0	0	0
45.3 Transferred from capital.....	0	0	0
46. Dividends to stockholders.....	(50,000,000)	0	(420,000,000)
47. Aggregate write-ins for gains or (losses) in surplus.....	0	0	0
48. Net change in capital & surplus (Lines 34 to 47).....	(425,136)	89,176,574	(224,959,761)
49. Capital and surplus end of reporting period (Line 33 plus 48)	422,190,911	736,752,382	422,616,047
DETAILS OF WRITE-INS			
4701.			
4702.			
4703.			
4798. Summary of remaining write-ins for Line 47 from overflow page.....	0	0	0
4799. Totals (Lines 4701 through 4703 plus 4798)(Line 47 above)	0	0	0

STATEMENT AS OF MARCH 31, 2022 OF THE UnitedHealthcare Plan of the River Valley, Inc.

CASH FLOW

	1 Current Year To Date	2 Prior Year To Date	3 Prior Year Ended December 31
Cash from Operations			
1. Premiums collected net of reinsurance	900,555,444	677,169,277	3,387,231,315
2. Net investment income	5,294,861	5,847,139	20,752,606
3. Miscellaneous income	0	0	0
4. Total (Lines 1 to 3)	905,850,305	683,016,416	3,407,983,921
5. Benefit and loss related payments	724,424,782	592,998,254	2,588,051,061
6. Net transfers to Separate Accounts, Segregated Accounts and Protected Cell Accounts	0	0	0
7. Commissions, expenses paid and aggregate write-ins for deductions	51,271,981	134,811,106	509,818,654
8. Dividends paid to policyholders	0	0	0
9. Federal and foreign income taxes paid (recovered) net of \$0 tax on capital gains (losses)	0	0	45,913,832
10. Total (Lines 5 through 9)	775,696,763	727,809,360	3,143,783,547
11. Net cash from operations (Line 4 minus Line 10)	130,153,542	(44,792,944)	264,200,374
Cash from Investments			
12. Proceeds from investments sold, matured or repaid:			
12.1 Bonds	29,842,807	36,442,714	156,908,996
12.2 Stocks	0	0	0
12.3 Mortgage loans	0	0	0
12.4 Real estate	0	0	0
12.5 Other invested assets	0	0	0
12.6 Net gains or (losses) on cash, cash equivalents and short-term investments	0	0	0
12.7 Miscellaneous proceeds	0	0	0
12.8 Total investment proceeds (Lines 12.1 to 12.7)	29,842,807	36,442,714	156,908,996
13. Cost of investments acquired (long-term only):			
13.1 Bonds	26,272,511	57,838,551	203,411,997
13.2 Stocks	0	0	0
13.3 Mortgage loans	0	0	0
13.4 Real estate	0	0	0
13.5 Other invested assets	0	0	0
13.6 Miscellaneous applications	0	1,855,588	2,114,229
13.7 Total investments acquired (Lines 13.1 to 13.6)	26,272,511	59,694,139	205,526,226
14. Net increase (or decrease) in contract loans and premium notes	0	0	0
15. Net cash from investments (Line 12.8 minus Line 13.7 and Line 14)	3,570,296	(23,251,425)	(48,617,230)
Cash from Financing and Miscellaneous Sources			
16. Cash provided (applied):			
16.1 Surplus notes, capital notes	0	0	0
16.2 Capital and paid in surplus, less treasury stock	0	0	0
16.3 Borrowed funds	0	0	0
16.4 Net deposits on deposit-type contracts and other insurance liabilities	0	0	0
16.5 Dividends to stockholders	50,000,000	0	420,000,000
16.6 Other cash provided (applied)	14,288,005	(9,851,444)	64,521,249
17. Net cash from financing and miscellaneous sources (Line 16.1 through Line 16.4 minus Line 16.5 plus Line 16.6)	(35,711,995)	(9,851,444)	(355,478,751)
RECONCILIATION OF CASH, CASH EQUIVALENTS AND SHORT-TERM INVESTMENTS			
18. Net change in cash, cash equivalents and short-term investments (Line 11, plus Lines 15 and 17)	98,011,843	(77,895,813)	(139,895,607)
19. Cash, cash equivalents and short-term investments:			
19.1 Beginning of year	267,034,055	406,929,662	406,929,662
19.2 End of period (Line 18 plus Line 19.1)	365,045,898	329,033,849	267,034,055

Note: Supplemental disclosures of cash flow information for non-cash transactions:

--	--	--	--

STATEMENT AS OF MARCH 31, 2022 OF THE UnitedHealthcare Plan of the River Valley, Inc.

EXHIBIT OF PREMIUMS, ENROLLMENT AND UTILIZATION

	1 Total	Comprehensive (Hospital & Medical)		4 Medicare Supplement	5 Vision Only	6 Dental Only	7 Federal Employees Health Benefit Plan	8 Title XVIII Medicare	9 Title XIX Medicaid	10 Other
		2 Individual	3 Group							
Total Members at end of:										
1. Prior Year	588,566	14,358	18,832	0	0	0	0	65,234	490,142	0
2. First Quarter	598,137	13,902	17,889	0	0	0	0	69,107	497,239	0
3. Second Quarter	0	0	0	0	0	0	0	0	0	0
4. Third Quarter	0	0	0	0	0	0	0	0	0	0
5. Current Year	0	0	0	0	0	0	0	0	0	0
6. Current Year Member Months	1,788,215	44,235	53,813	0	0	0	0	204,372	1,485,795	0
Total Member Ambulatory Encounters for Period:										
7. Physician	1,800,807	29,567	66,775	0	0	0	0	566,039	1,138,426	0
8. Non-Physician	898,563	11,719	1,983	0	0	0	0	311,768	573,093	0
9. Total	2,699,370	41,286	68,758	0	0	0	0	877,807	1,711,519	0
10. Hospital Patient Days Incurred	254,872	1,054	370	0	0	0	0	18,067	235,381	0
11. Number of Inpatient Admissions	18,442	401	127	0	0	0	0	2,923	14,991	0
12. Health Premiums Written (a)	908,109,767	10,738,198	26,755,328	0	0	0	0	352,717,795	517,898,446	0
13. Life Premiums Direct	0	0	0	0	0	0	0	0	0	0
14. Property/Casualty Premiums Written	0	0	0	0	0	0	0	0	0	0
15. Health Premiums Earned	928,497,372	10,738,198	26,805,103	0	0	0	0	371,194,348	519,759,723	0
16. Property/Casualty Premiums Earned	0	0	0	0	0	0	0	0	0	0
17. Amount Paid for Provision of Health Care Services.....	724,424,785	6,622,294	25,029,015	0	0	0	(523)	275,411,314	417,362,685	0
18. Amount Incurred for Provision of Health Care Services	740,899,184	6,963,847	26,722,718	0	0	0	(4,435)	284,985,912	422,231,142	0

(a) For health premiums written: amount of Medicare Title XVIII exempt from state taxes or fees \$352,717,795

UNDERWRITING AND INVESTMENT EXHIBIT

ANALYSIS OF CLAIMS UNPAID - PRIOR YEAR - NET OF REINSURANCE

Line of Business	Claims Paid Year to Date		Liability End of Current Quarter		5 Claims Incurred in Prior Years (Columns 1 + 3)	6 Estimated Claim Reserve and Claim Liability December 31 of Prior Year
	1 On Claims Incurred Prior to January 1 of Current Year	2 On Claims Incurred During the Year	3 On Claims Unpaid Dec. 31 of Prior Year	4 On Claims Incurred During the Year		
1. Comprehensive (hospital and medical)	11,729,588	19,918,402	5,888,524	9,445,111	17,618,112	13,209,715
2. Medicare Supplement	0	0	0	0	0	0
3. Dental Only	0	0	0	0	0	0
4. Vision Only	0	0	0	0	0	0
5. Federal Employees Health Benefits Plan	(523)	0	700	0	177	4,612
6. Title XVIII - Medicare	34,376,941	240,607,446	13,869,449	94,509,941	48,246,390	96,559,321
7. Title XIX - Medicaid	143,938,595	272,848,854	42,745,036	160,177,631	186,683,631	198,236,450
8. Other health	0	0	0	0	0	0
9. Health subtotal (Lines 1 to 8)	190,044,601	533,374,702	62,503,709	264,132,683	252,548,310	308,010,098
10. Healthcare receivables (a)	31,734,464	28,796,734	0	17,219,275	31,734,464	74,244,248
11. Other non-health	0	0	0	0	0	0
12. Medical incentive pools and bonus amounts	1,014,787	(9,305)	3,674,382	2,596,572	4,689,169	4,916,623
13. Totals (Lines 9-10+11+12)	159,324,924	504,568,663	66,178,091	249,509,980	225,503,015	238,682,473

(a) Excludes \$ 160,000 loans or advances to providers not yet expensed.

NOTES TO FINANCIAL STATEMENTS

1. SUMMARY OF SIGNIFICANT ACCOUNTING POLICIES AND GOING CONCERN

Organization and Operation

UnitedHealthcare Plan of the River Valley, Inc. (the "Company") is a wholly owned subsidiary of UnitedHealthcare, Inc. ("UHC") with UnitedHealth Group Incorporated as its ultimate parent. The Company is licensed as a health maintenance organization ("HMO") in Illinois by the Illinois Department of Insurance ("IDOI") and is also licensed in three additional states. The Company offers comprehensive commercial products, Dual Special Needs Plan and Fully Integrated Dual Eligible Special Needs Plan products to the dual-eligible population in the State of Tennessee, and has a contract in the state of Tennessee to offer Tennessee Bureau of TennCare ("TennCare") Medicaid and Children's Health Insurance Program ("CoverKids"). The Company operates in a run-out capacity as a plan sponsor for the Medicare Parts A & B, along with Medicare Part D prescription drug insurance coverage under contracts with the Centers for Medicare and Medicaid Services ("CMS"). The Company also continues to operate in runout capacity with the State of Iowa for Medicaid and Children's Health Insurance Program.

A. Accounting Practices

The statutory basis financial statements (herein referred to as "financial statements") of the Company are presented on the basis of accounting practices prescribed or permitted by the IDOI.

The IDOI recognizes only statutory accounting practices prescribed or permitted by the State of Illinois (the "State") for determining and reporting the financial condition and results of operations of an HMO, for determining its solvency under Illinois Insurance Law. The State prescribes the use of the National Association of Insurance Commissioners' ("NAIC") Accounting Practices and Procedures manual ("NAIC SAP") in effect for the accounting periods covered in the financial statements.

No significant differences exist between the practices prescribed or permitted by the State and the NAIC SAP which materially affect the statutory basis net income and capital and surplus, as illustrated in the table below:

	SSAP #	F/S Page #	F/S Line #	March 31, 2022	December 31, 2021
Net Income					
(1) Company state basis (Page 4, Line 32, Columns 2 & 4)	XXX	XXX	XXX	\$ 47,409,994	\$ 200,586,206
(2) State prescribed practices that are an increase/(decrease) from NAIC SAP: Not Applicable				-	-
(3) State permitted practices that are an increase/(decrease) from NAIC SAP: Not Applicable				-	-
(4) NAIC SAP (1 - 2 - 3 = 4)	XXX	XXX	XXX	<u>\$ 47,409,994</u>	<u>\$ 200,586,206</u>
Capital and Surplus					
(5) Company state basis (Page 3, Line 33, Columns 3 & 4)	XXX	XXX	XXX	\$ 422,190,911	\$ 422,616,047
(6) State prescribed practices that are an increase/(decrease) from NAIC SAP: Not Applicable				-	-
(7) State permitted practices that are an increase/(decrease) from NAIC SAP: Not Applicable				-	-
(8) NAIC SAP (5 - 6 - 7 = 8)	XXX	XXX	XXX	<u>\$ 422,190,911</u>	<u>\$ 422,616,047</u>

B. Use of Estimates in the Preparation of the Financial Statements

No significant change.

C. Accounting Policy

- (1) No significant change.
- (2) The Company does not have any mandatory convertible securities or Securities Valuation Office of the NAIC identified funds (i.e.: exchange traded funds or bond mutual funds) in its bond portfolio.
- (3-5) No significant change.

- (6) U.S. government and agency securities and corporate debt securities include loan-backed securities (mortgage-backed securities and asset-backed securities), which are valued using the retrospective adjustment methodology. Prepayment assumptions for the determination of the book/adjusted carrying value, commonly referred to as amortized cost, of loan-backed securities are based on a three-month constant prepayment rate history obtained from external data source vendors. The Company's investment policy limits investments in nonagency residential mortgage-backed securities, including home equity and sub-prime mortgages, to 10% of total cash and invested assets. Total combined investments in mortgage-backed securities and asset-backed securities cannot exceed more than 30% of total cash and invested assets.

(7–13) No significant change.

D. Going Concern

The Company has the ability and will continue to operate for a period of time sufficient to carry out its commitments, obligations, and business objectives.

2. ACCOUNTING CHANGES AND CORRECTIONS OF ERRORS

No significant change.

3. BUSINESS COMBINATIONS AND GOODWILL

A–E. No significant change.

4. DISCONTINUED OPERATIONS

A. Discontinued Operation Disposed of or Classified as Held for Sale

(1–4) No significant change.

B. Change in Plan of Sale of Discontinued Operations — Not applicable.

C. Nature of any Significant Continuing Involvement with Discontinued Operations after Disposal — Not applicable.

D. Equity Interest Retained in the Discontinued Operation after Disposal — Not applicable.

5. INVESTMENTS

A. Mortgage Loans, including Mezzanine Real Estate Loans — Not applicable.

B. Debt Restructuring — Not applicable.

C. Reverse Mortgages — Not applicable.

D. Loan-Backed Securities

(1) U.S. government and agency securities and corporate debt securities include loan-backed securities (mortgage-backed securities and asset-backed securities), which are valued using the retrospective adjustment methodology. Prepayment assumptions for the determination of the book/adjusted carrying value, commonly referred to as amortized cost, of loan-backed securities are based on a three-month constant prepayment rate history obtained from external data source vendors.

(2) The Company did not recognize any other-than-temporary impairments ("OTTIs") on loan-backed securities as of March 31, 2022.

(3) The Company did not have any loan-backed securities with OTTIs to report by CUSIP as of March 31, 2022.

(4) The following table illustrates the fair value, gross unrecognized unrealized losses, and length of time that the loan-backed securities have been in a continuous unrecognized unrealized loss position as of March 31, 2022 and December 31, 2021:

STATEMENT AS OF MARCH 31, 2022 OF THE UnitedHealthcare Plan of the River Valley, Inc.

	March 31, 2022
The aggregate amount of unrealized losses:	
1. Less than 12 months	\$ 3,581,138
2. 12 months or longer	3,647,217

The aggregate related fair value of securities with unrealized losses:	
1. Less than 12 months	88,672,427
2. 12 months or longer	41,501,121

	December 31, 2021
The aggregate amount of unrealized losses:	
1. Less than 12 months	\$ 1,763,973
2. 12 months or longer	96,944

The aggregate related fair value of securities with unrealized losses:	
1. Less than 12 months	98,589,380
2. 12 months or longer	2,983,034

- (5) The Company believes that it will continue to collect timely the principal and interest due on its loan-backed securities that have an amortized cost in excess of fair value. The unrealized losses were primarily caused by interest rate changes and not by unfavorable changes in the credit quality associated with these securities that impacted the assessment on collectability of principal and interest. At each reporting period, the Company evaluates available-for-sale debt securities for any credit-related impairment when the fair value of the investment is less than its amortized cost. The Company evaluated the expected cash flows, the underlying credit quality and credit ratings of the issuers, noting no significant credit deterioration since purchase. As of March 31, 2022, the unrealized loss on any security that the Company classified as intent to sell was not material to the Company's investment portfolio. Any other securities in an unrealized loss position as of March 31, 2022, the Company considers to be temporary.

E. Dollar Repurchase Agreements and/or Securities Lending Transactions — Not applicable.

F. Repurchase Agreements Transactions Accounted for as Secured Borrowing — Not applicable.

G. Reverse Repurchase Agreements Transactions Accounted for as Secured Borrowing — Not applicable.

H. Repurchase Agreements Transactions Accounted for as a Sale — Not applicable.

I. Reverse Repurchase Agreements Transactions Accounted for as a Sale — Not applicable.

J. Real Estate — Not applicable.

K. Low-Income Housing Tax Credits ("LIHTC")

- (1-7) LIHTC investments of \$5,436,932 and \$5,917,181 as of March 31, 2022 and December 31, 2021, respectively, are included in other invested assets in the financial statements. The Company has no corresponding liability as of March 31, 2022 and December 31, 2021. The number of remaining years of unexpired tax credits is 2 and the required holding period for the LIHTC investments is 7. The LIHTC investments are not currently subject to any regulatory reviews. The Company did not recognize any impairment losses, write-downs, or reclassifications during the three months ended March 31, 2022 and the year ended December 31, 2021.

L. Restricted Assets — No significant change.

M. Working Capital Finance Investments — Not applicable.

N. Offsetting and Netting of Assets and Liabilities

The Company does not have any offsetting or netting of assets and liabilities as it relates to derivatives, repurchase and reverse repurchase agreements, and securities borrowing and securities lending activities.

O. 5GI Securities

The Company does not have any investments with an NAIC designation of 5GI as of March 31, 2022 and December 31, 2021.

P. Short Sales — Not applicable.

Q. Prepayment Penalty and Acceleration Fees

No significant change.

R. Reporting Entity’s Share of Cash Pool by Asset Type

The Company’s investment in the qualified cash pool is reported in cash equivalents. The Company’s investment in the qualified cash pool is \$2,692,640 and \$2,691,498 as of March 31, 2022 and December 31, 2021, respectively. The following table presents the percent share distribution by underlying asset type of the total qualified cash pool balance as of March 31, 2022:

<u>Asset Type</u>	<u>Percent Share</u>
(1) Cash	0%
(2) Cash Equivalents	68%
(3) Short-Term Investments	32%
(4) Total	<u>100%</u>

6. JOINT VENTURES, PARTNERSHIPS, AND LIMITED LIABILITY COMPANIES

A–B. Not applicable.

7. INVESTMENT INCOME

A–B. No significant change.

8. DERIVATIVE INSTRUMENTS

A–B. Not applicable.

9. INCOME TAXES

A–I. No significant change.

10. INFORMATION CONCERNING PARENT, SUBSIDIARIES, AND AFFILIATES

A–O. Material Related Party Transactions

No significant change.

11. DEBT

A–B. The Company had no outstanding debt with third-parties or outstanding Federal Home Loan Bank agreements during 2022 and 2021.

12. RETIREMENT PLANS, DEFERRED COMPENSATION, POSTEMPLOYMENT BENEFITS AND COMPENSATED ABSENCES, AND OTHER POSTRETIREMENT BENEFIT PLANS

A–I. The Company has no defined benefit plans, defined contribution plans, multiemployer plans, consolidated/holding company plans, postemployment benefits, and compensated absences plans and is not impacted by the Medicare Modernization Act on postretirement benefits, since all personnel are employees of United HealthCare Services, Inc. (“UHS”), which provides services to the Company under the terms of a management agreement (the “Agreement”).

13. CAPITAL AND SURPLUS, DIVIDEND RESTRICTIONS, AND QUASI-REORGANIZATIONS

A–C. No significant change.

D. The Company paid an extraordinary cash dividend to UHC of \$50,000,000 on March 25, 2022, which was approved by the IDOI and recorded as a reduction to unassigned surplus in the financial statements. The dividend complied with the provisions set forth in the statutes of Illinois and Tennessee.

The Company paid an ordinary cash dividend to UHC of \$120,000,000 on June 9, 2021, which required no approval and was recorded as a reduction to unassigned surplus in the financial statements. The Company paid extraordinary cash dividends to UHC of \$200,000,000 and \$100,000,000 on September 30, 2021 and December 23, 2021, respectively, which were approved by the IDOI and recorded as a reduction to unassigned surplus in the financial statements. The dividends complied with the provisions set forth in the statutes of Illinois and Tennessee.

E–M. No significant change.

14. LIABILITIES, CONTINGENCIES AND ASSESSMENTS

A–F. No significant change.

15. LEASES

A–B. No significant change.

16. INFORMATION ABOUT FINANCIAL INSTRUMENTS WITH OFF-BALANCE-SHEET RISK AND FINANCIAL INSTRUMENTS WITH CONCENTRATIONS OF CREDIT RISK

(1–4) No significant change.

17. SALE, TRANSFER, AND SERVICING OF FINANCIAL ASSETS AND EXTINGUISHMENTS OF LIABILITIES

A–C. The Company did not participate in any transfers of receivables, financial assets, or wash sales.

18. GAIN OR LOSS TO THE REPORTING ENTITY FROM UNINSURED PLANS AND THE UNINSURED PORTION OF PARTIALLY INSURED PLANS**A. ASO Plans**

The Company has an Administrative Services Only Contract (“ASO”) with TennCare for the Employment and Community First (“ECF”) product for which TennCare retains all of the health care service risk, while the Company assumes the administrative risk. The Company has recorded receivables for amounts due from TennCare for administering the ECF benefit of \$574,050 and \$552,350 at March 31, 2022 and December 31, 2021, respectively, which are included in amounts receivable relating to uninsured plans in the financial statements. The Company’s liability for premium taxes payable on the ECF activity of \$369,071 and \$352,682 at March 31, 2022 and December 31, 2021, respectively, is included in general expenses due or accrued in the financial statements.

The net gain from operations of the ASO uninsured plans and the uninsured portion of partially insured plans are as follows:

	March 31, 2022			December 31, 2021		
	ASO Uninsured Plans	Uninsured Portion of Partially Insured Plans	Total ASO	ASO Uninsured Plans	Uninsured Portion of Partially Insured Plans	Total ASO
a. Net reimbursement for administrative expenses (including administrative fees) in excess of actual expenses	\$ 575,966	\$ -	\$ 575,966	\$ 2,517,181	\$ -	\$ 2,517,181
b. Total net other income or expenses (including interest paid to or received from plans)	-	-	-	-	-	-
c. Net gain (loss) from operations	575,966	-	575,966	2,517,181	-	2,517,181
d. Total claim payment volume	5,638,130	-	5,638,130	17,351,399	-	17,351,399

B. The Company has no operations from Administrative Services Contracts.

C. Medicare or Other Similarly Structured Cost Based Reimbursement Contract

The Medicare Part D program is a partially insured plan. The Company recorded a \$3,358,454 payable and \$37,369,458 receivable at March 31, 2022 and December 31, 2021, respectively, for cost reimbursement under the Medicare Part D program for the catastrophic reinsurance and low-income member cost-sharing subsidies. The Company also recorded a receivable of \$4,535 and \$6,276 at March 31, 2022 and December 31, 2021, respectively, for the Medicare Part D coverage gap discount program. The receivables and payables are recorded in amounts receivable relating to uninsured plans and liability for amounts held under uninsured plans, respectively, in the financial statements.

The Company participates in administering TennCare's enhanced rate payments for the Emergency Medical Services ("EMS"), Health Links ("HL"), Home Community Based Services ("HCBS"), Hospital Directed Payments ("HDP"), Medical Therapy Management ("MTM"), Physician Service ("PHY"), Behavioral Health ("BH"), Nursing Facilities ("NF"), Patient Centered Medical Home ("PCMH"), and Primary Care Provider ("PCP") pass-through and reimbursable programs through non-risk reconciled payments. The acute benefits for EMS, HL, HDP, MTM, PHY, and PCMH are included in the TennCare's capitation rate. The state-directed Dental Benefit Manager ("DBM"), HCBS, Pharmacy Benefits Manager ("PBM"), ECF, BH, NF, and PCP enhanced rate payments are reimbursed outside of the monthly capitation rates. The Company subsequently remits payment at agreed upon intervals based on a detailed listing provided by TennCare. There is no risk to the Company as any excess or shortfall is 100% remitted or received back from the state. In addition, TennCare will also reimburse the Company for specified COVID-19 related medical expenses incurred by TennCare members. A receivable of \$4,339,969 and \$20,711,268, and a payable of \$69,715,799 and \$50,049,904 as of March 31, 2022 and December 31, 2021, respectively, related to the enhanced rate payments and reimbursement are included in amounts receivable relating to uninsured plans and liability for amounts held under uninsured plans, respectively, in the financial statements.

The Company recorded a premium tax receivable for TennCare's enhanced rate payments for PBM, and DBM of \$7,611,052 and \$7,382,604 and a corresponding premium tax payable of \$7,611,052 and \$7,382,604 as of March 31, 2022 and December 31, 2021, respectively, which is included in amounts receivable relating to uninsured plans and general expenses due or accrued, respectively, in the financial statements.

19. DIRECT PREMIUM WRITTEN/PRODUCED BY MANAGING GENERAL AGENTS/THIRD-PARTY ADMINISTRATORS

No significant change.

20. FAIR VALUE MEASUREMENTS

The NAIC SAP defines fair value, establishes a framework for measuring fair value, and outlines the disclosure requirements related to fair value measurements. The fair value hierarchy is as follows:

Level 1 — Quoted (unadjusted) prices for identical assets in active markets.

Level 2 — Other observable inputs, either directly or indirectly, including:

- Quoted prices for similar assets in active markets;
- Quoted prices for identical or similar assets in nonactive markets (few transactions, limited information, noncurrent prices, high variability over time, etc.);
- Inputs other than quoted prices that are observable for the asset (interest rates, yield curves, volatilities, default rates, etc.);
- Inputs that are derived principally from or corroborated by other observable market data.

Level 3 — Unobservable inputs that cannot be corroborated by observable market data.

The estimated fair values of bonds, cash equivalents, and short-term investments (collectively "investment holdings") are based on quoted market prices, where available. The Company obtains one price for each security primarily from a third-party pricing service ("pricing service"), which generally uses quoted prices or other observable inputs for the determination of fair value. The pricing service normally derives the security prices through recently reported trades for identical or similar securities, making adjustments through the reporting date based upon available observable market information. For securities not actively traded, the pricing service may use quoted market prices of comparable instruments or discounted cash flow analyses, incorporating inputs that are currently observable in the markets for similar securities. Inputs that are often used in the valuation methodologies include, but are not limited to, non-binding broker quotes, benchmark yields, credit spreads, default rates and prepayment speeds. As the Company is responsible for the determination of fair value, it performs quarterly analyses on the prices received from the pricing service to determine whether the prices are reasonable estimates of fair value. Specifically, the Company compares the prices received from the pricing service to a secondary pricing source; prices reported by its custodian, its investment consultant and third-party investment advisors. Additionally, the Company compares changes in the reported market values and returns to relevant market indices to test the reasonableness of the reported prices. The Company's internal price verification procedures and review of fair value methodology documentation provided by independent pricing services have not historically resulted in an adjustment in the prices obtained from the pricing service.

In instances in which the inputs used to measure fair value fall into different levels of the fair value hierarchy, the fair value measurement has been determined based on the lowest-level input that is significant to the fair value measurement in its entirety. The Company's assessment of the significance of a particular item to the fair value measurement in its entirety requires judgment, including the consideration of inputs specific to the asset or liability.

A. Fair Value**(1) Fair Value Measurements at Reporting Date**

The following tables present information about the Company's financial assets that are measured and reported at fair value at March 31, 2022 and December 31, 2021, in the financial statements according to the valuation techniques the Company used to determine their fair values:

Description for Each Class of Asset or Liability	March 31, 2022				Total
	(Level 1)	(Level 2)	(Level 3)	Net Asset Value (NAV)	
a. Assets at fair value:					
Perpetual preferred stock:					
Industrial and misc	\$ -	\$ -	\$ -	\$ -	\$ -
Parent, subsidiaries, and affiliates	-	-	-	-	-
Total perpetual preferred stocks	-	-	-	-	-
Bonds:					
U.S. governments	-	-	-	-	-
Industrial and misc	-	-	-	-	-
Hybrid securities	-	-	-	-	-
Parent, subsidiaries, and affiliates	-	-	-	-	-
Total bonds	-	-	-	-	-
Common stock:					
Industrial and misc	-	-	-	-	-
Parent, subsidiaries, and affiliates	-	-	-	-	-
Total common stock	-	-	-	-	-
Derivative assets:					
Interest rate contracts	-	-	-	-	-
Foreign exchange contracts	-	-	-	-	-
Credit contracts	-	-	-	-	-
Commodity futures contracts	-	-	-	-	-
Commodity forward contracts	-	-	-	-	-
Total derivatives	-	-	-	-	-
Money-market funds	334,505,256	-	-	-	334,505,256
Qualified cash pool	2,692,640	-	-	-	2,692,640
Separate account assets	-	-	-	-	-
Total assets at fair value/NAV	<u>\$ 337,197,896</u>	<u>\$ -</u>	<u>\$ -</u>	<u>\$ -</u>	<u>\$ 337,197,896</u>
b. Liabilities at fair value:					
Derivative liabilities	\$ -	\$ -	\$ -	\$ -	\$ -
Total liabilities at fair value	<u>\$ -</u>	<u>\$ -</u>	<u>\$ -</u>	<u>\$ -</u>	<u>\$ -</u>

STATEMENT AS OF MARCH 31, 2022 OF THE UnitedHealthcare Plan of the River Valley, Inc.

Description for Each Class of Asset or Liability	December 31, 2021				Total
	(Level 1)	(Level 2)	(Level 3)	Net Asset Value (NAV)	
a. Assets at fair value:					
Perpetual preferred stock:					
Industrial and misc	\$ -	\$ -	\$ -	\$ -	\$ -
Parent, subsidiaries, and affiliates	-	-	-	-	-
Total perpetual preferred stocks	-	-	-	-	-
Bonds:					
U.S. governments	-	-	-	-	-
Industrial and misc	-	-	-	-	-
Hybrid securities	-	-	-	-	-
Parent, subsidiaries, and affiliates	-	-	-	-	-
Total bonds	-	-	-	-	-
Common stock:					
Industrial and misc	-	-	-	-	-
Parent, subsidiaries, and affiliates	-	-	-	-	-
Total common stock	-	-	-	-	-
Derivative assets:					
Interest rate contracts	-	-	-	-	-
Foreign exchange contracts	-	-	-	-	-
Credit contracts	-	-	-	-	-
Commodity futures contracts	-	-	-	-	-
Commodity forward contracts	-	-	-	-	-
Total derivatives	-	-	-	-	-
Money-market funds	244,551,774	-	-	-	244,551,774
Qualified cash pool	2,691,498	-	-	-	2,691,498
Separate account assets	-	-	-	-	-
Total assets at fair value/NAV	<u>\$ 247,243,272</u>	<u>\$ -</u>	<u>\$ -</u>	<u>\$ -</u>	<u>\$ 247,243,272</u>
b. Liabilities at fair value:					
Derivative liabilities	\$ -	\$ -	\$ -	\$ -	\$ -
Total liabilities at fair value	<u>\$ -</u>	<u>\$ -</u>	<u>\$ -</u>	<u>\$ -</u>	<u>\$ -</u>

- (2) The Company considers its investments in LIHTC investments as a Level 3 investment even though no market valuation was required as of March 31, 2022 and December 31, 2021. As a result, these investments are excluded from being presented as a Level 3 security in the fair value hierarchy tables above. As there is no readily available market, these securities are recorded at book/adjusted carrying value and considered held to maturity as they will not be sold. As a result, these investments are recorded and reported at book value of \$5,436,932 and \$5,917,181 as of March 31, 2022 and December 31, 2021.
- (3) Transfers between fair value hierarchy levels, if any, are recorded as of the beginning of the reporting period in which the transfer occurs. There were no transfers between Levels 1, 2, or 3 of any financial assets or liabilities during the three months ended March 31, 2022 and the year ended December 31, 2021.
- (4) The framework the Company has established for determining the fair value of the investment holdings is outlined above.
- LIHTC Investments** — The Company does consider its investments in LIHTC investments as a Level 3 investment even though no market valuation adjustment was required as of March 31, 2022 and December 31, 2021. As a result, these investments are excluded from being presented as a level 3 security in the financial hierarchy tables above. As there is no readily available market, these securities are recorded and reported at book/adjusted carrying value and considered held to maturity as they will not be sold. Should any contractual breakage occur that jeopardizes the ability to receive the tax credits associated with these securities, impairments will be recognized. As of March 31, 2022, all of these investments are performing in accordance with their original contract terms.
- (5) The Company has no derivative assets and liabilities to disclose.

B. Fair Value Combination — Not applicable.

C. Aggregate Fair Value Hierarchy

The aggregate fair value by hierarchy of all financial instruments as of March 31, 2022 and December 31, 2021, is presented in the table below:

Type of Financial Instrument	March 31, 2022						Net Asset Value (NAV)	Not Practicable (Carrying Value)
	Aggregate Fair Value	Admitted Assets	(Level 1)	(Level 2)	(Level 3)			
U.S. government and agency securities	\$ 204,593,753	\$ 212,632,977	\$ 113,007,991	\$ 91,585,762	\$ -	\$ -	\$ -	
State and agency municipal securities	89,202,500	92,172,152	-	89,202,500	-	-	-	
City and county municipal securities	86,840,883	89,434,865	-	86,840,883	-	-	-	
Corporate debt securities	338,825,940	349,530,978	-	338,825,940	-	-	-	
Cash equivalents	338,312,404	338,312,404	337,197,895	1,114,509	-	-	-	
Other invested assets	5,436,932	5,436,932	-	-	5,436,932	-	-	
Total bonds, short-term investments, cash equivalents, and other invested assets	\$ 1,063,212,412	\$ 1,087,520,308	\$ 450,205,886	\$ 607,569,594	\$ 5,436,932	\$ -	\$ -	

Type of Financial Instrument	December 31, 2021						Net Asset Value (NAV)	Not Practicable (Carrying Value)
	Aggregate Fair Value	Admitted Assets	(Level 1)	(Level 2)	(Level 3)			
U.S. government and agency securities	\$ 205,208,994	\$ 204,907,717	\$ 101,931,638	\$ 103,277,356	\$ -	\$ -	\$ -	
State and agency municipal securities	95,232,880	92,794,483	-	95,232,880	-	-	-	
City and county municipal securities	89,263,762	86,244,448	-	89,263,762	-	-	-	
Corporate debt securities	363,439,034	358,276,284	-	363,439,034	-	-	-	
Cash equivalents	247,243,272	247,243,272	247,243,272	-	-	-	-	
Other invested assets	5,917,181	5,917,181	-	-	5,917,181	-	-	
Total bonds, short-term investments, cash equivalents, and other invested assets	\$ 1,006,305,123	\$ 995,383,385	\$ 349,174,910	\$ 651,213,032	\$ 5,917,181	\$ -	\$ -	

D. Not Practicable to Estimate Fair Value — Not applicable.

E. Investments Measured Using the NAV Practical Expedient — Not applicable.

21. OTHER ITEMS**COVID-19 Trends and Uncertainties**

The COVID-19 pandemic continues to evolve and the ultimate overall impact to the Company's financial statements is uncertain and dependent on the future pacing, intensity and duration of the pandemic, the severity of new variants of the COVID-19 virus, the effectiveness and extent of administration of vaccination and treatments and general economic uncertainty.

A-I. No significant change.

22. EVENTS SUBSEQUENT

Subsequent events have been evaluated through May 16, 2022, which is the date these financial statements were available for issuance.

TYPE I — Recognized Subsequent Events

Any material Type I events subsequent to March 31, 2022, have been recognized in the financial statements and corresponding disclosures.

TYPE II — Non-Recognized Subsequent Events

There are no material non-recognized Type II events that require disclosure.

23. REINSURANCE

A-E. No significant change.

24. RETROSPECTIVELY RATED CONTRACTS AND CONTRACTS SUBJECT TO REDETERMINATION

A-B. No significant change.

C. Pursuant to the Affordable Care Act ("ACA"), the Company's commercial and Medicare business is subject to retrospectively rated features based on the actual medical loss ratio ("MLR") experienced on the commercial and Medicare lines of business and redetermination features for premium adjustments for changes to each member's health scores based on guidelines determined by the ACA. The total amount of direct premiums written for the commercial and Medicare lines of business for which a portion is subject to the retrospectively rated and redetermination features was \$26,755,328 and \$114,149,264, and \$352,717,795 and \$1,248,632,747, representing 2.9% and 3.3%, and 38.8% and 36.6% of total direct premiums written as of March 31, 2022 and December 31, 2021, respectively.

The Company has Medicare Part D risk-corridor amounts from CMS which are subject to a retrospectively rated feature. The Company has estimated accrued retrospective premiums related to certain Part D premiums based on guidelines determined by CMS. The formula is tiered and based on the bid MLR. The amount of Medicare Part D direct premiums written subject to the retrospectively rated feature was \$15,398,727 and \$54,629,780, representing 1.7% and 1.6% of total direct premiums written as of March 31, 2022 and December 31, 2021, respectively.

The Company has a contract with Ankeny Community School District that includes a retrospective premium feature. The Company is subject to premium adjustments based on a medical target. The amount of direct premiums written subject to the retrospectively rated feature was \$3,697,540 and \$15,481,456 representing 0.4% and 0.5% of total direct premiums written as of March 31, 2022 and December 31, 2021, respectively.

CMS has released the final Medicaid Managed Care Rule which is subject to each State's administration elections. This rule is the first major update to the Medicaid Managed Care regulations in more than a decade, which includes a minimum loss ratio requirement. Pursuant to the regulations, premiums associated with the Company's Medicaid line of business, including TennCare's CoverKids program, is subject to retrospectively rated features based on the actual MLR experienced on this product. The calculation is pursuant to the Medicaid Managed Care guidance. Effective June 30, 2019, the IA DHS contract was discontinued and the Company no longer has direct written premiums pursuant to this contract subject to the Medicaid Managed Care Rule. The total amount of direct premiums written, including the IA DHS runout premiums received in 2022, for the Medicaid line of business for which a portion is subject to the retrospectively rated features was \$528,636,643 and \$2,047,108,595, representing 58.2% and 60.0% of total direct premiums written as of March 31, 2022 and December 31, 2021, respectively.

The Company records risk adjusted rates and withhold adjustments related to TennCare which include redetermination features. In addition, the Company is subject to retrospectively rated features based on the TennCare stated risk corridor target and estimated recoupments based on the medical spend corridor. The Company also holds an estimated reserve for recoupment for the rate differential between the TennCare rate and the CHOICES rate for TennCare Medicaid members which includes redetermination features. The total amount of direct premiums written for the TennCare Medicaid line of business, including CoverKids, for which a portion is subject to these redetermination and retrospectively rated features was \$528,636,643 and \$2,044,593,011 representing 58.2% and 60.0% of total direct premiums written as of March 31, 2022 and December 31, 2021, respectively.

Prior to the contract discontinuance, the Company recorded risk adjusted rates and withhold adjustments related to IA DHS and provided Home Based Habilitation services to eligible members which included redetermination features. The total amount of direct runout premiums for the IA DHS Medicaid line of business, including Hawk-i, for which a portion is subject to these redetermination features was \$0 and \$2,515,584, representing 0.0% and 0.1% of total direct premiums written as of March 31, 2022 and December 31, 2021, respectively.

- D.** The Company is required to maintain specific minimum loss ratios on the comprehensive commercial and Medicare lines of business.

The following table discloses the minimum MLR rebate liability for the comprehensive commercial and Medicare lines of business which is included in aggregate health policy reserves in the financial statements for the three months ended March 31, 2022 and the year ended December 31, 2021:

	1	2	3	4	5
	Individual	Small Group Employer	Large Group Employer	Other Categories with Rebates	Total
Prior reporting year					
(1) Medical loss ratio rebates incurred	\$ -	\$ 2,003,022	\$ 1,457,272	\$ 20,200,333	\$ 23,660,627
(2) Medical loss ratio rebates paid	-	1,044,884	434,254	6,063,794	7,542,932
(3) Medical loss rebates unpaid	-	1,836,377	1,284,590	53,238,477	56,359,444
(4) Plus reinsurance assumed amounts	XXX	XXX	XXX	XXX	-
(5) Less reinsurance ceded amounts	XXX	XXX	XXX	XXX	-
(6) Rebates unpaid net of reinsurance	XXX	XXX	XXX	XXX	56,359,444
Current reporting year-to-date					
(7) Medical loss ratio rebates incurred	-	(223,025)	75,311	(14,591,511)	(14,739,225)
(8) Medical loss ratio rebates paid	-	-	-	-	-
(9) Medical loss rebates unpaid	-	1,613,352	1,359,901	38,646,966	41,620,219
(10) Plus reinsurance assumed amounts	XXX	XXX	XXX	XXX	-
(11) Less reinsurance ceded amounts	XXX	XXX	XXX	XXX	-
(12) Rebates unpaid net of reinsurance	XXX	XXX	XXX	XXX	41,620,219

Pursuant to the Medicaid Managed Care Rule, based on the State's election, the Company is required to maintain specific MLRs on its TennCare Medicaid populations. The Company has no amounts accrued for Medicaid MLR rebates as of March 31, 2022 and December 31, 2021, respectively.

E. Risk-Sharing Provisions of the Affordable Care Act

- (1) The Company has accident and health insurance premiums in 2022 and 2021 subject to the risk-sharing provisions of the ACA.

The ACA imposed fees and premium stabilization provisions on health insurance issuers offering comprehensive commercial health insurance. The three premium stabilization programs are commonly referred to as the 3Rs – risk adjustment, reinsurance, and risk corridors.

Risk Adjustment — The risk adjustment program is a permanent program designed to mitigate the potential impact of adverse selection that generally applies to non-grandfathered individual and small group plans inside and outside of exchanges. The program helps to stabilize market premiums by transferring funds from plans with relatively low-risk enrollees to plans with relatively high-risk enrollees. The data used by CMS to determine the risk adjustment transfer amount is subject to audits along with the true-up to the final CMS report, which may result in a material change to arrive at the final risk adjustment amount from the initial risk adjustment estimate recorded. Premium adjustments pursuant to the risk adjustment program are accounted for as premium subject to redetermination and user fees are accounted for as assessments.

Reinsurance and Risk Corridors — The transitional reinsurance program and risk corridors program were temporary programs which expired at the end of 2016. The details of the years impacted and the amounts received from CMS for settlement of the temporary ACA risk corridor program are included in Note 24E(5) below.

- (2) The following table presents the current year impact of risk-sharing provisions of the ACA on assets, liabilities, and operations.

a. Permanent ACA Risk Adjustment Program	March 31, 2022
<u>Assets</u>	
1. Premium adjustments receivable due to ACA Risk Adjustment (including high risk pool payments)	\$ 73,769
<u>Liabilities</u>	
2. Risk adjustment user fees payable for ACA Risk Adjustment	16,310
3. Premium adjustments payable due to ACA Risk Adjustment (including high risk pool premium)	4,439,248
<u>Operations (Revenue & Expense)</u>	
4. Reported as revenue in premium for accident and health contracts (written/collected) due to ACA Risk Adjustment	(464,888)
5. Reported in expenses as ACA risk adjustment user fees (incurred/paid)	3,262
b. Transitional ACA Reinsurance Program	
<u>Assets</u>	
1. Amounts recoverable for claims paid due to ACA Reinsurance	\$ -
2. Amounts recoverable for claims unpaid due to ACA Reinsurance (Contra Liability)	-
3. Amounts receivable relating to uninsured plans for contributions for ACA Reinsurance	-
<u>Liabilities</u>	
4. Liabilities for contributions payable due to ACA Reinsurance - not reported as ceded premium	-
5. Ceded reinsurance premiums payable due to ACA Reinsurance	-
6. Liability for amounts held under uninsured plans contributions for ACA Reinsurance	-
<u>Operations (Revenue & Expense)</u>	
7. Ceded reinsurance premiums due to ACA Reinsurance	-
8. Reinsurance recoveries (income statement) due to ACA reinsurance payments or expected payments	-
9. ACA Reinsurance contributions - not reported as ceded premium	-
c. Temporary ACA Risk Corridors Program	
<u>Assets</u>	
1. Accrued retrospective premium due to ACA Risk Corridors	\$ -
<u>Liabilities</u>	
2. Reserve for rate credits or policy experience rating refunds due to ACA Risk Corridors	-
<u>Operations (Revenue & Expense)</u>	
3. Effect of ACA Risk Corridors on net premium income (paid/received)	-
4. Effect of ACA Risk Corridors on change in reserves for rate credits	-

STATEMENT AS OF MARCH 31, 2022 OF THE UnitedHealthcare Plan of the River Valley, Inc.

(3) The following table is a rollforward of the prior year ACA risk-sharing provisions for asset and liability balances, along with reasons for adjustments to prior year balances:

	Accrued During the Prior Year on Business Written before December 31 of the Prior Year		Received or Paid as of the Current Year on Business Written before December 31 of the Prior Year		Differences		Adjustments		Ref	Unsettled Balances as of the Reporting Date	
	1		2		Prior Year Accrued Less Payments (Col 1 - 3)	Prior Year Accrued Less Payments (Col 2 - 4)	To Prior Year Balances	To Prior Year Balances		Cumulative Balance from Prior Years (Col 1 - 3 + 7)	Cumulative Balance from Prior Years (Col 2 - 4 + 8)
	Receivable	(Payable)	Receivable	(Payable)	5	6	7	8		9	10
a. Permanent ACA Risk Adjustment Program											
1. Premium adjustment receivable (including high risk pool payments)	\$ 459,372	\$ -	\$ -	\$ -	\$ 459,372	\$ -	\$ (416,894)	\$ -	A	\$ 42,478	\$ -
2. Premium adjustment (payable) (including high risk pool premium)	-	(5,028,257)	-	(668,294)	-	(4,359,963)	-	992,110	B	-	(3,367,853)
3. Subtotal ACA Permanent Risk Adjustment Program	459,372	(5,028,257)	-	(668,294)	459,372	(4,359,963)	(416,894)	992,110		42,478	(3,367,853)
b. Transitional ACA Reinsurance Program											
1. Amounts recoverable for claims paid	-	-	-	-	-	-	-	-	C	-	-
2. Amounts recoverable for claims unpaid (contra liability)	-	-	-	-	-	-	-	-	D	-	-
3. Amounts receivable relating to uninsured plans	-	-	-	-	-	-	-	-	E	-	-
4. Liabilities for contributions payable due to ACA Reinsurance—not reported as ceded premium	-	-	-	-	-	-	-	-	F	-	-
5. Ceded reinsurance premiums payable	-	-	-	-	-	-	-	-	G	-	-
6. Liability for amounts held under uninsured plans	-	-	-	-	-	-	-	-	H	-	-
7. Subtotal ACA Transitional Reinsurance Program	-	-	-	-	-	-	-	-		-	-
c. Temporary ACA Risk Corridors Program											
1. Accrued retrospective premium	-	-	-	-	-	-	-	-	I	-	-
2. Reserve for rate credits or policy experience rating refunds	-	-	-	-	-	-	-	-	J	-	-
3. Subtotal ACA Risk Corridors Program	-	-	-	-	-	-	-	-		-	-
d. Total for ACA Risk-Sharing Provisions	\$ 459,372	\$ (5,028,257)	\$ -	\$ (668,294)	\$ 459,372	\$ (4,359,963)	\$ (416,894)	\$ 992,110		\$ 42,478	\$ (3,367,853)

Explanation of Adjustments

- A. The risk adjustment receivable as of December 31, 2021 utilized paid claims through October 31, 2021. As of the Reporting Date, the risk adjustment receivable related to prior periods was adjusted based on paid claims through December 31, 2021. The risk adjustment receivable was further adjusted based on CMS' Final Rule amending Risk Adjustment Data Validation beginning with the 2019 Benefit Year, and Benefit Years 2019 and 2020 Risk Adjustment Data Validation IVA results, as well as CMS' Updated Summary Report of 2018 Benefit Year Risk Adjustment Data Validation Adjustments to Risk Adjustment Transfers published January 20, 2022.
- B. The risk adjustment payable as of December 31, 2021 utilized paid claims through October 31, 2021. As of the Reporting Date, the risk adjustment payable related to prior periods was adjusted based on paid claims through December 31, 2021. The risk adjustment payable was further adjusted based on CMS' Final Rule amending Risk Adjustment Data Validation beginning with the 2019 Benefit Year, and Benefit Years 2019 and 2020 Risk Adjustment Data Validation IVA results, as well as CMS' Updated Summary Report of 2018 Benefit Year Risk Adjustment Data Validation Adjustments to Risk Adjustment Transfers published January 20, 2022.

- C. N/A
- D. N/A
- E. N/A
- F. N/A
- G. N/A
- H. N/A
- I. N/A
- J. N/A

(4) The Company does not have any risk corridor receivables or payables to present in the table below.

	Accrued During the Prior Year on Business Written Before December 31 of the Prior Year		Received or Paid as of the Current Year on Business Written Before December 31 of the Prior Year		Differences		Adjustments		Ref	Unsettled Balances as of the Reporting Date	
	1		2		Prior Year Accrued Less Payments (Col 1-3)	Prior Year Accrued Less Payments (Col 2-4)	To Prior Year Balances	To Prior Year Balances		Cumulative Balance from Prior Years (Col 1-3+7)	Cumulative Balance from Prior Years (Col 2-4+8)
	Receivable	(Payable)	Receivable	(Payable)	5	6	7	8		9	10
Risk Corridors Program Year:											
a. 2014											
1. Accrued retrospective premium	\$ -	\$ -	\$ -	\$ -	\$ -	\$ -	\$ -	\$ -	A	\$ -	\$ -
2. Reserve for rate credits or policy experience rating refunds	-	-	-	-	-	-	-	-	B	-	-
b. 2015											
1. Accrued retrospective premium	-	-	-	-	-	-	-	-	C	-	-
2. Reserve for rate credits or policy experience rating refunds	-	-	-	-	-	-	-	-	D	-	-
c. 2016											
1. Accrued retrospective premium	-	-	-	-	-	-	-	-	E	-	-
2. Reserve for rate credits or policy experience rating refunds	-	-	-	-	-	-	-	-	F	-	-
d. Total for Risk Corridors	\$ -	\$ -	\$ -	\$ -	\$ -	\$ -	\$ -	\$ -		\$ -	\$ -

Explanation of Adjustments

- A.
- B.
- C.
- D.
- E.
- F.

(4) The Company does not have any risk corridor receivables to present in the table below.

	1	2	3	4	5	6
Risk Corridors Program Year:	Estimated Amount to be Filed or Final Amount Filed with CMS	Non-Accrued Amounts for Impairment or Other Reasons	Amounts received from CMS	Asset Balance (Gross of Nonadmissions) (1-2-3)	Nonadmitted Amount	Net Admitted Asset (4-5)
a. 2014	\$ -	\$ -	\$ -	\$ -	\$ -	\$ -
b. 2015	-	-	-	-	-	-
c. 2016	-	-	-	-	-	-
d. Total (a+b+c)	\$ -	\$ -	\$ -	\$ -	\$ -	\$ -

25. CHANGE IN INCURRED CLAIMS AND CLAIMS ADJUSTMENT EXPENSES

A. Changes in estimates related to the prior year incurred claims are included in total hospital and medical expenses in the current year in the financial statements. The following tables disclose paid claims, incurred claims, and the balance in claims unpaid, accrued medical incentive pool and bonus amounts, aggregate health claim reserves, and health care and other amounts receivable (excluding provider loans and advances not yet expensed) at March 31, 2022 and December 31, 2021:

	March 31, 2022		
	Current Year Incurred Claims	Prior Years Incurred Claims	Total
Beginning of year claim reserve	\$ -	\$ (312,926,721)	\$ (312,926,721)
Paid claims—net of health care receivable*	533,365,394	191,059,388	724,424,782
End of year claim reserve	<u>266,729,255</u>	<u>66,178,091</u>	<u>332,907,346</u>
Incurred claims excluding the change in health care receivable	800,094,649	(55,689,242)	744,405,407
Beginning of year health care receivable*	-	74,244,248	74,244,248
End of year health care receivable*	<u>(46,016,009)</u>	<u>(31,734,464)</u>	<u>(77,750,473)</u>
Total incurred claims	<u>\$ 754,078,640</u>	<u>\$ (13,179,458)</u>	<u>\$ 740,899,182</u>

*Health care receivable excludes provider loans and advances not yet expensed of \$160,000 and \$160,000 for 2022 and 2021, respectively.

	December 31, 2021		
	Current Year Incurred Claims	Prior Years Incurred Claims	Total
Beginning of year claim reserve	\$ -	\$ (301,008,999)	\$ (301,008,999)
Paid claims—net of health care receivable*	2,423,772,375	164,278,686	2,588,051,061
End of year claim reserve	<u>292,849,360</u>	<u>20,077,361</u>	<u>312,926,721</u>
Incurred claims excluding the change in health care receivable	2,716,621,735	(116,652,952)	2,599,968,783
Beginning of year health care receivable*	-	72,679,081	72,679,081
End of year health care receivable*	<u>(60,030,535)</u>	<u>(14,213,713)</u>	<u>(74,244,248)</u>
Total incurred claims	<u>\$ 2,656,591,200</u>	<u>\$ (58,187,584)</u>	<u>\$ 2,598,403,616</u>

*Health care receivable excludes provider loans and advances not yet expensed of \$160,000 and \$195,000 for 2021 and 2020, respectively.

The liability for claims unpaid, accrued medical incentive pool and bonus amounts, and aggregate health claim reserves, net of health care and other amounts receivable (excluding provider loans and advances not yet expensed) as of December 31, 2021, was \$238,682,473. As of March 31, 2022, \$191,059,388 has been paid for incurred claims attributable to insured events of prior years. Reserves remaining for prior years, net of health care and other amounts receivable (excluding provider loans and advances not yet expensed) are now \$34,443,627, as a result of re-estimation of unpaid claims. Therefore, there has been \$13,179,458 favorable prior year development since December 31, 2021, to March 31, 2022. The primary drivers consist of favorable development of \$13,612,650 as a result of a change in the provision for adverse deviations in experience and \$1,204,896 in retroactivity for inpatient, outpatient, physician, and pharmacy claims. At December 31, 2021, the Company recorded \$58,187,584 of favorable development. The primary drivers consist of favorable development of \$41,090,627 in retroactivity for inpatient, outpatient, physician, and pharmacy claims and \$15,337,706 as a result of a change in the provision for adverse deviations in experience. Original estimates are increased or decreased, as additional information becomes known regarding individual claims, which could have an impact to the accruals for MLR rebates and retrospectively rated contracts. As a result of the prior year effects, on a regular basis, the Company adjusts revenue and the corresponding liability and/or receivable related to retrospectively rated policies and the impact of the change is included as a component of change in reserve for rate credits in the financial statements.

The Company incurred claims adjustment expenses ("CAE") of \$46,823,482 and \$163,305,753 for the three months ended March 31, 2022 and the year ended December 31, 2021, respectively. These costs are included in the management service fees paid by the Company to UHS as a part of the Agreement. The following table discloses paid CAE, incurred CAE, and the balance in unpaid CAE reserve for the three months ended March 31, 2022 and the year ended December 31, 2021:

	March 31, 2022	December 31, 2021
Total claims adjustment expenses	\$ 46,823,482	\$ 163,305,753
Less: current year unpaid claims adjustment expenses	(3,269,677)	(2,965,431)
Add: prior year unpaid claims adjustment expenses	<u>2,965,431</u>	<u>3,104,209</u>
Total claims adjustment expenses paid	<u>\$ 46,519,236</u>	<u>\$ 163,444,531</u>

B. The Company did not make any significant changes in methodologies and assumptions used in the calculation of the liability for claims unpaid and unpaid CAE in 2022.

26. INTERCOMPANY POOLING ARRANGEMENTS

A–G. Not applicable.

27. STRUCTURED SETTLEMENTS

A–B. Not applicable.

28. HEALTH CARE AND OTHER AMOUNTS RECEIVABLE

A–B. No significant change.

29. PARTICIPATING POLICIES — Not applicable.

30. PREMIUM DEFICIENCY RESERVES (“PDR”)

The Company has not recorded any PDR as of March 31, 2022 and December 31, 2021. The analysis of PDR was completed as of March 31, 2022 and December 31, 2021. The Company did consider anticipated investment income when calculating the PDR.

The following table summarizes the Company’s PDR as of March 31, 2022 and December 31, 2021:

	March 31, 2022
1. Liability carried for premium deficiency reserves	\$ -
2. Date of the most recent evaluation of this liability	<u>3/31/2022</u>
3. Was anticipated investment income utilized in this calculation?	Yes <input checked="" type="checkbox"/> No <input type="checkbox"/>
	December 31, 2021
1. Liability carried for premium deficiency reserves	\$ -
2. Date of the most recent evaluation of this liability	<u>12/31/2021</u>
3. Was anticipated investment income utilized in this calculation?	Yes <input checked="" type="checkbox"/> No <input type="checkbox"/>

31. ANTICIPATED SALVAGE AND SUBROGATION

No significant change.

GENERAL INTERROGATORIES

PART 1 - COMMON INTERROGATORIES

GENERAL

- 1.1 Did the reporting entity experience any material transactions requiring the filing of Disclosure of Material Transactions with the State of Domicile, as required by the Model Act? Yes [] No [X]
- 1.2 If yes, has the report been filed with the domiciliary state? Yes [] No []
- 2.1 Has any change been made during the year of this statement in the charter, by-laws, articles of incorporation, or deed of settlement of the reporting entity? Yes [] No [X]
- 2.2 If yes, date of change:
- 3.1 Is the reporting entity a member of an Insurance Holding Company System consisting of two or more affiliated persons, one or more of which is an insurer? Yes [X] No []
If yes, complete Schedule Y, Parts 1 and 1A.
- 3.2 Have there been any substantial changes in the organizational chart since the prior quarter end? Yes [] No [X]
- 3.3 If the response to 3.2 is yes, provide a brief description of those changes.
- 3.4 Is the reporting entity publicly traded or a member of a publicly traded group? Yes [X] No []
- 3.5 If the response to 3.4 is yes, provide the CIK (Central Index Key) code issued by the SEC for the entity/group. 0000731766
- 4.1 Has the reporting entity been a party to a merger or consolidation during the period covered by this statement? Yes [] No [X]
- 4.2 If yes, provide the name of the entity, NAIC Company Code, and state of domicile (use two letter state abbreviation) for any entity that has ceased to exist as a result of the merger or consolidation.

1 Name of Entity	2 NAIC Company Code	3 State of Domicile

5. If the reporting entity is subject to a management agreement, including third-party administrator(s), managing general agent(s), attorney-in-fact, or similar agreement, have there been any significant changes regarding the terms of the agreement or principals involved? Yes [] No [X] N/A []
If yes, attach an explanation.
- 6.1 State as of what date the latest financial examination of the reporting entity was made or is being made. 12/31/2021
- 6.2 State the as of date that the latest financial examination report became available from either the state of domicile or the reporting entity. This date should be the date of the examined balance sheet and not the date the report was completed or released. 12/31/2016
- 6.3 State as of what date the latest financial examination report became available to other states or the public from either the state of domicile or the reporting entity. This is the release date or completion date of the examination report and not the date of the examination (balance sheet date). 06/22/2018
- 6.4 By what department or departments?
Illinois Department of Insurance
- 6.5 Have all financial statement adjustments within the latest financial examination report been accounted for in a subsequent financial statement filed with Departments? Yes [] No [] N/A [X]
- 6.6 Have all of the recommendations within the latest financial examination report been complied with? Yes [X] No [] N/A []
- 7.1 Has this reporting entity had any Certificates of Authority, licenses or registrations (including corporate registration, if applicable) suspended or revoked by any governmental entity during the reporting period? Yes [] No [X]
- 7.2 If yes, give full information:
- 8.1 Is the company a subsidiary of a bank holding company regulated by the Federal Reserve Board? Yes [] No [X]
- 8.2 If response to 8.1 is yes, please identify the name of the bank holding company.
- 8.3 Is the company affiliated with one or more banks, thrifts or securities firms? Yes [X] No []
- 8.4 If response to 8.3 is yes, please provide below the names and location (city and state of the main office) of any affiliates regulated by a federal regulatory services agency [i.e. the Federal Reserve Board (FRB), the Office of the Comptroller of the Currency (OCC), the Federal Deposit Insurance Corporation (FDIC) and the Securities Exchange Commission (SEC)] and identify the affiliate's primary federal regulator.

1 Affiliate Name	2 Location (City, State)	3 FRB	4 OCC	5 FDIC	6 SEC
Optum Bank, Inc.	Salt Lake City, UT	NO	NO	YES	NO

GENERAL INTERROGATORIES

- 9.1 Are the senior officers (principal executive officer, principal financial officer, principal accounting officer or controller, or persons performing similar functions) of the reporting entity subject to a code of ethics, which includes the following standards? Yes [] No []
- (a) Honest and ethical conduct, including the ethical handling of actual or apparent conflicts of interest between personal and professional relationships;
- (b) Full, fair, accurate, timely and understandable disclosure in the periodic reports required to be filed by the reporting entity;
- (c) Compliance with applicable governmental laws, rules and regulations;
- (d) The prompt internal reporting of violations to an appropriate person or persons identified in the code; and
- (e) Accountability for adherence to the code.
- 9.11 If the response to 9.1 is No, please explain:
- 9.2 Has the code of ethics for senior managers been amended? Yes [] No []
- 9.21 If the response to 9.2 is Yes, provide information related to amendment(s).
- 9.3 Have any provisions of the code of ethics been waived for any of the specified officers? Yes [] No []
- 9.31 If the response to 9.3 is Yes, provide the nature of any waiver(s).

FINANCIAL

- 10.1 Does the reporting entity report any amounts due from parent, subsidiaries or affiliates on Page 2 of this statement? Yes [] No []
- 10.2 If yes, indicate any amounts receivable from parent included in the Page 2 amount: \$0

INVESTMENT

- 11.1 Were any of the stocks, bonds, or other assets of the reporting entity loaned, placed under option agreement, or otherwise made available for use by another person? (Exclude securities under securities lending agreements.) Yes [] No []
- 11.2 If yes, give full and complete information relating thereto:
12. Amount of real estate and mortgages held in other invested assets in Schedule BA: \$0
13. Amount of real estate and mortgages held in short-term investments: \$0
- 14.1 Does the reporting entity have any investments in parent, subsidiaries and affiliates? Yes [] No []
- 14.2 If yes, please complete the following:
- | | 1
Prior Year-End
Book/Adjusted
Carrying Value | 2
Current Quarter
Book/Adjusted
Carrying Value |
|---|--|---|
| 14.21 Bonds | \$0 | \$0 |
| 14.22 Preferred Stock | \$0 | \$0 |
| 14.23 Common Stock | \$0 | \$0 |
| 14.24 Short-Term Investments | \$0 | \$0 |
| 14.25 Mortgage Loans on Real Estate | \$0 | \$0 |
| 14.26 All Other | \$0 | \$0 |
| 14.27 Total Investment in Parent, Subsidiaries and Affiliates (Subtotal Lines 14.21 to 14.26) | \$0 | \$0 |
| 14.28 Total Investment in Parent included in Lines 14.21 to 14.26 above | \$0 | \$0 |
- 15.1 Has the reporting entity entered into any hedging transactions reported on Schedule DB? Yes [] No []
- 15.2 If yes, has a comprehensive description of the hedging program been made available to the domiciliary state? Yes [] No [] N/A []
If no, attach a description with this statement.
16. For the reporting entity's security lending program, state the amount of the following as of the current statement date:
- 16.1 Total fair value of reinvested collateral assets reported on Schedule DL, Parts 1 and 2. \$0
- 16.2 Total book adjusted/carrying value of reinvested collateral assets reported on Schedule DL, Parts 1 and 2 \$0
- 16.3 Total payable for securities lending reported on the liability page. \$0

GENERAL INTERROGATORIES

17. Excluding items in Schedule E - Part 3 - Special Deposits, real estate, mortgage loans and investments held physically in the reporting entity's offices, vaults or safety deposit boxes, were all stocks, bonds and other securities, owned throughout the current year held pursuant to a custodial agreement with a qualified bank or trust company in accordance with Section 1, III - General Examination Considerations, F. Outsourcing of Critical Functions, Custodial or Safekeeping Agreements of the NAIC Financial Condition Examiners Handbook? Yes [X] No []
- 17.1 For all agreements that comply with the requirements of the NAIC Financial Condition Examiners Handbook, complete the following:

1 Name of Custodian(s)	2 Custodian Address
Bank of New York Mellon	Global Liquidity Services, 1 Wall St, 14th Floor, New York, NY 10286
Northern Trust	50 S. LaSalle, Chicago, IL 60675

- 17.2 For all agreements that do not comply with the requirements of the NAIC Financial Condition Examiners Handbook, provide the name, location and a complete explanation:

1 Name(s)	2 Location(s)	3 Complete Explanation(s)

- 17.3 Have there been any changes, including name changes, in the custodian(s) identified in 17.1 during the current quarter? Yes [] No [X]
- 17.4 If yes, give full information relating thereto:

1 Old Custodian	2 New Custodian	3 Date of Change	4 Reason

- 17.5 Investment management – Identify all investment advisors, investment managers, broker/dealers, including individuals that have the authority to make investment decisions on behalf of the reporting entity. For assets that are managed internally by employees of the reporting entity, note as such. ["...that have access to the investment accounts"; "...handle securities"]

1 Name of Firm or Individual	2 Affiliation
Internally Managed	I.....
BlackRock Financial Management, Inc.	U.....
J.P. Morgan Asset Management	U.....
BNY Mellon Asset Management North America	U.....

- 17.5097 For those firms/individuals listed in the table for Question 17.5, do any firms/individuals unaffiliated with the reporting entity (i.e. designated with a "U") manage more than 10% of the reporting entity's invested assets? Yes [X] No []

- 17.5098 For firms/individuals unaffiliated with the reporting entity (i.e. designated with a "U") listed in the table for Question 17.5, does the total assets under management aggregate to more than 50% of the reporting entity's invested assets? Yes [X] No []

- 17.6 For those firms or individuals listed in the table for 17.5 with an affiliation code of "A" (affiliated) or "U" (unaffiliated), provide the information for the table below.

1 Central Registration Depository Number	2 Name of Firm or Individual	3 Legal Entity Identifier (LEI)	4 Registered With	5 Investment Management Agreement (IMA) Filed
107105	BlackRock Financial Management, Inc.	549300LVXY1VJKE13M84	SEC	NO.....
107038	J.P. Morgan Asset Management	549300W78QH4XMM6K69	SEC	NO.....
105764	BNY Mellon Asset Management North America	ME7YUCK4NF1W8VM8SP25	SEC	NO.....

- 18.1 Have all the filing requirements of the Purposes and Procedures Manual of the NAIC Investment Analysis Office been followed? Yes [X] No []
- 18.2 If no, list exceptions:

19. By self-designating 5GI securities, the reporting entity is certifying the following elements for each self-designated 5GI security:
- a. Documentation necessary to permit a full credit analysis of the security does not exist or an NAIC CRP credit rating for an FE or PL security is not available.
 - b. Issuer or obligor is current on all contracted interest and principal payments.
 - c. The insurer has an actual expectation of ultimate payment of all contracted interest and principal.
- Has the reporting entity self-designated 5GI securities? Yes [] No [X]

20. By self-designating PLGI securities, the reporting entity is certifying the following elements of each self-designated PLGI security:
- a. The security was purchased prior to January 1, 2018.
 - b. The reporting entity is holding capital commensurate with the NAIC Designation reported for the security.
 - c. The NAIC Designation was derived from the credit rating assigned by an NAIC CRP in its legal capacity as a NRSRO which is shown on a current private letter rating held by the insurer and available for examination by state insurance regulators.
 - d. The reporting entity is not permitted to share this credit rating of the PL security with the SVO.
- Has the reporting entity self-designated PLGI securities? Yes [] No [X]

21. By assigning FE to a Schedule BA non-registered private fund, the reporting entity is certifying the following elements of each self-designated FE fund:
- a. The shares were purchased prior to January 1, 2019.
 - b. The reporting entity is holding capital commensurate with the NAIC Designation reported for the security.
 - c. The security had a public credit rating(s) with annual surveillance assigned by an NAIC CRP in its legal capacity as an NRSRO prior to January 1, 2019.
 - d. The fund only or predominantly holds bonds in its portfolio.
 - e. The current reported NAIC Designation was derived from the public credit rating(s) with annual surveillance assigned by an NAIC CRP in its legal capacity as an NRSRO.
 - f. The public credit rating(s) with annual surveillance assigned by an NAIC CRP has not lapsed.
- Has the reporting entity assigned FE to Schedule BA non-registered private funds that complied with the above criteria? Yes [] No [X]

GENERAL INTERROGATORIES

PART 2 - HEALTH

1. Operating Percentages:
- 1.1 A&H loss percent83.9 %
 - 1.2 A&H cost containment percent4.1 %
 - 1.3 A&H expense percent excluding cost containment expenses9.7 %
- 2.1 Do you act as a custodian for health savings accounts? Yes [] No [X]
- 2.2 If yes, please provide the amount of custodial funds held as of the reporting date\$.....0
- 2.3 Do you act as an administrator for health savings accounts? Yes [] No [X]
- 2.4 If yes, please provide the balance of the funds administered as of the reporting date\$.....0
3. Is the reporting entity licensed or chartered, registered, qualified, eligible or writing business in at least two states? Yes [X] No []
- 3.1 If no, does the reporting entity assume reinsurance business that covers risks residing in at least one state other than the state of domicile of the reporting entity? Yes [] No []

SCHEDULE S - CEDED REINSURANCE

Showing All New Reinsurance Treaties - Current Year to Date

1	2	3	4	5	6	7	8	9	10
NAIC Company Code	ID Number	Effective Date	Name of Reinsurer	Domiciliary Jurisdiction	Type of Reinsurance Ceded	Type of Business Ceded	Type of Reinsurer	Certified Reinsurer Rating (1 through 6)	Effective Date of Certified Reinsurer Rating
NONE									

SCHEDULE T - PREMIUMS AND OTHER CONSIDERATIONS

Current Year to Date - Allocated by States and Territories

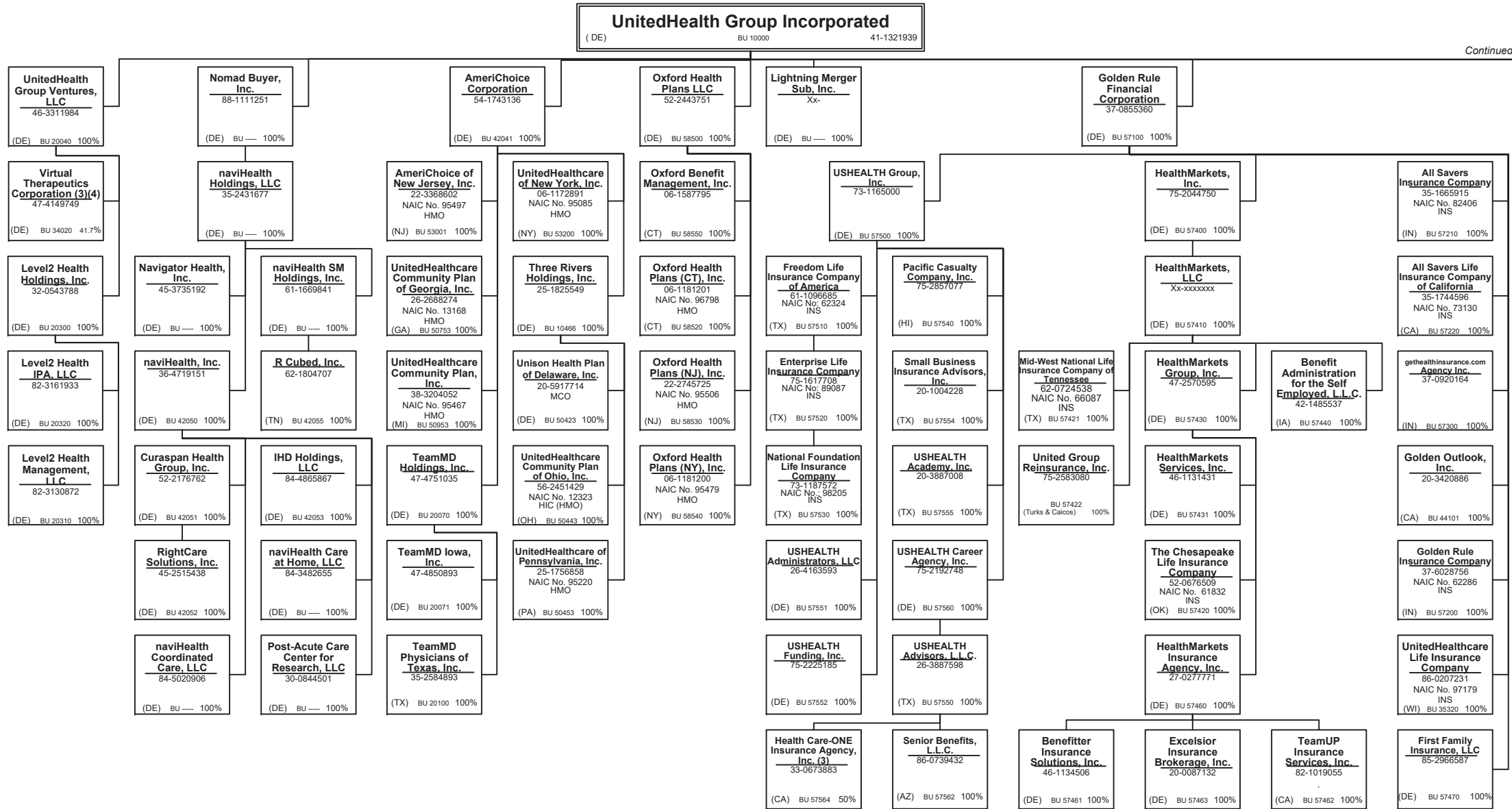
1 States, etc.	Active Status (a)	Direct Business Only								
		2 Accident and Health Premiums	3 Medicare Title XVIII	4 Medicaid Title XIX	5 CHIP Title XXI	6 Federal Employees Health Benefits Program Premiums	7 Life and Annuity Premiums & Other Considerations	8 Property/Casualty Premiums	9 Total Columns 2 Through 8	10 Deposit-Type Contracts
1. Alabama AL	N	.0	.0	.0	.0	.0	.0	.0	.0	.0
2. Alaska AK	N	.0	.0	.0	.0	.0	.0	.0	.0	.0
3. Arizona AZ	N	.0	.0	.0	.0	.0	.0	.0	.0	.0
4. Arkansas AR	N	.0	.0	.0	.0	.0	.0	.0	.0	.0
5. California CA	N	.0	.0	.0	.0	.0	.0	.0	.0	.0
6. Colorado CO	N	.0	.0	.0	.0	.0	.0	.0	.0	.0
7. Connecticut CT	N	.0	.0	.0	.0	.0	.0	.0	.0	.0
8. Delaware DE	N	.0	.0	.0	.0	.0	.0	.0	.0	.0
9. District of Columbia DC	N	.0	.0	.0	.0	.0	.0	.0	.0	.0
10. Florida FL	N	.0	.0	.0	.0	.0	.0	.0	.0	.0
11. Georgia GA	N	.0	.0	.0	.0	.0	.0	.0	.0	.0
12. Hawaii HI	N	.0	.0	.0	.0	.0	.0	.0	.0	.0
13. Idaho ID	N	.0	.0	.0	.0	.0	.0	.0	.0	.0
14. Illinois IL	L	1,473,929	.0	.0	.0	.0	.0	.0	1,473,929	.0
15. Indiana IN	N	.0	.0	.0	.0	.0	.0	.0	.0	.0
16. Iowa IA	L	21,267,078	(115)	.0	.0	.0	.0	.0	21,266,963	.0
17. Kansas KS	N	.0	.0	.0	.0	.0	.0	.0	.0	.0
18. Kentucky KY	N	.0	.0	.0	.0	.0	.0	.0	.0	.0
19. Louisiana LA	N	.0	.0	.0	.0	.0	.0	.0	.0	.0
20. Maine ME	N	.0	.0	.0	.0	.0	.0	.0	.0	.0
21. Maryland MD	N	.0	.0	.0	.0	.0	.0	.0	.0	.0
22. Massachusetts MA	N	.0	.0	.0	.0	.0	.0	.0	.0	.0
23. Michigan MI	N	.0	.0	.0	.0	.0	.0	.0	.0	.0
24. Minnesota MN	N	.0	.0	.0	.0	.0	.0	.0	.0	.0
25. Mississippi MS	N	.0	.0	.0	.0	.0	.0	.0	.0	.0
26. Missouri MO	N	.0	.0	.0	.0	.0	.0	.0	.0	.0
27. Montana MT	N	.0	.0	.0	.0	.0	.0	.0	.0	.0
28. Nebraska NE	N	.0	.0	.0	.0	.0	.0	.0	.0	.0
29. Nevada NV	N	.0	.0	.0	.0	.0	.0	.0	.0	.0
30. New Hampshire NH	N	.0	.0	.0	.0	.0	.0	.0	.0	.0
31. New Jersey NJ	N	.0	.0	.0	.0	.0	.0	.0	.0	.0
32. New Mexico NM	N	.0	.0	.0	.0	.0	.0	.0	.0	.0
33. New York NY	N	.0	.0	.0	.0	.0	.0	.0	.0	.0
34. North Carolina NC	N	.0	.0	.0	.0	.0	.0	.0	.0	.0
35. North Dakota ND	N	.0	.0	.0	.0	.0	.0	.0	.0	.0
36. Ohio OH	N	.0	.0	.0	.0	.0	.0	.0	.0	.0
37. Oklahoma OK	N	.0	.0	.0	.0	.0	.0	.0	.0	.0
38. Oregon OR	N	.0	.0	.0	.0	.0	.0	.0	.0	.0
39. Pennsylvania PA	N	.0	.0	.0	.0	.0	.0	.0	.0	.0
40. Rhode Island RI	N	.0	.0	.0	.0	.0	.0	.0	.0	.0
41. South Carolina SC	N	.0	.0	.0	.0	.0	.0	.0	.0	.0
42. South Dakota SD	N	.0	.0	.0	.0	.0	.0	.0	.0	.0
43. Tennessee TN	L	170,159	352,717,910	517,898,446	10,738,197	.0	.0	.0	881,524,712	.0
44. Texas TX	N	.0	.0	.0	.0	.0	.0	.0	.0	.0
45. Utah UT	N	.0	.0	.0	.0	.0	.0	.0	.0	.0
46. Vermont VT	N	.0	.0	.0	.0	.0	.0	.0	.0	.0
47. Virginia VA	L	3,844,162	.0	.0	.0	.0	.0	.0	3,844,162	.0
48. Washington WA	N	.0	.0	.0	.0	.0	.0	.0	.0	.0
49. West Virginia WV	N	.0	.0	.0	.0	.0	.0	.0	.0	.0
50. Wisconsin WI	N	.0	.0	.0	.0	.0	.0	.0	.0	.0
51. Wyoming WY	N	.0	.0	.0	.0	.0	.0	.0	.0	.0
52. American Samoa AS	N	.0	.0	.0	.0	.0	.0	.0	.0	.0
53. Guam GU	N	.0	.0	.0	.0	.0	.0	.0	.0	.0
54. Puerto Rico PR	N	.0	.0	.0	.0	.0	.0	.0	.0	.0
55. U.S. Virgin Islands VI	N	.0	.0	.0	.0	.0	.0	.0	.0	.0
56. Northern Mariana Islands MP	N	.0	.0	.0	.0	.0	.0	.0	.0	.0
57. Canada CAN	N	.0	.0	.0	.0	.0	.0	.0	.0	.0
58. Aggregate Other Aliens OT	XXX	.0	.0	.0	.0	.0	.0	.0	.0	.0
59. Subtotal	XXX	26,755,328	352,717,795	517,898,446	10,738,197	.0	.0	.0	908,109,766	.0
60. Reporting Entity Contributions for Employee Benefit Plans	XXX	.0	.0	.0	.0	.0	.0	.0	.0	.0
61. Totals (Direct Business)	XXX	26,755,328	352,717,795	517,898,446	10,738,197	.0	.0	.0	908,109,766	.0
DETAILS OF WRITE-INS										
58001.	XXX									
58002.	XXX									
58003.	XXX									
58998. Summary of remaining write-ins for Line 58 from overflow page	XXX	.0	.0	.0	.0	.0	.0	.0	.0	.0
58999. Totals (Lines 58001 through 58003 plus 58998)(Line 58 above)	XXX	.0	.0	.0	.0	.0	.0	.0	.0	.0

(a) Active Status Counts:

L - Licensed or Chartered - Licensed Insurance carrier or domiciled RRG..... 4 R - Registered - Non-domiciled RRGs..... 0
 E - Eligible - Reporting entities eligible or approved to write surplus lines in the state..... 0 Q - Qualified - Qualified or accredited reinsurer..... 0
 N - None of the above - Not allowed to write business in the state..... 53

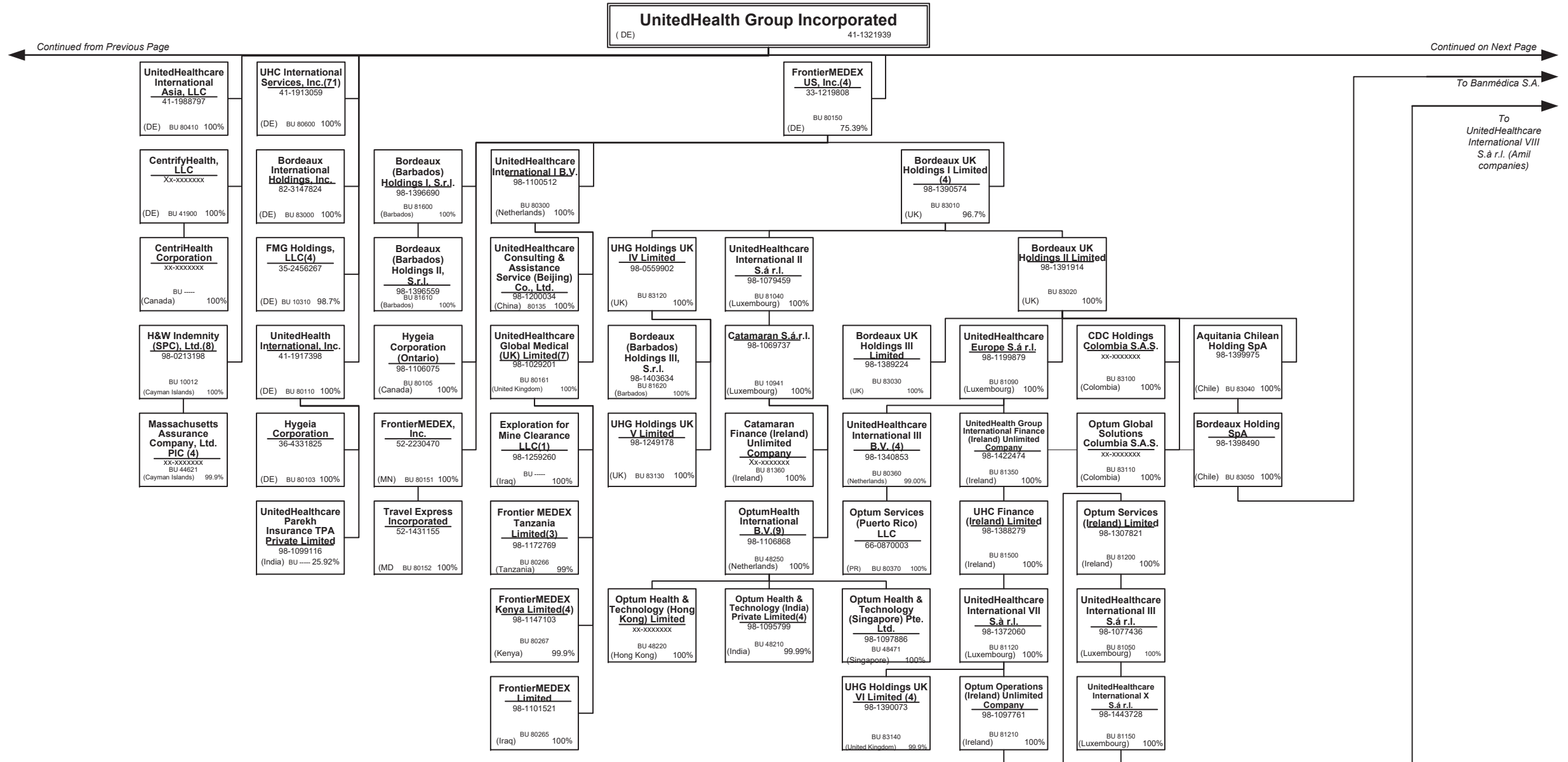
Premiums are allocated by state based upon geographic market.

SCHEDULE Y – INFORMATION CONCERNING ACTIVITIES OF INSURER MEMBERS OF A HOLDING COMPANY GROUP
PART 1 – ORGANIZATIONAL CHART



Continued on Next Page

SCHEDULE Y – INFORMATION CONCERNING ACTIVITIES OF INSURER MEMBERS OF A HOLDING COMPANY GROUP
PART 1 – ORGANIZATIONAL CHART



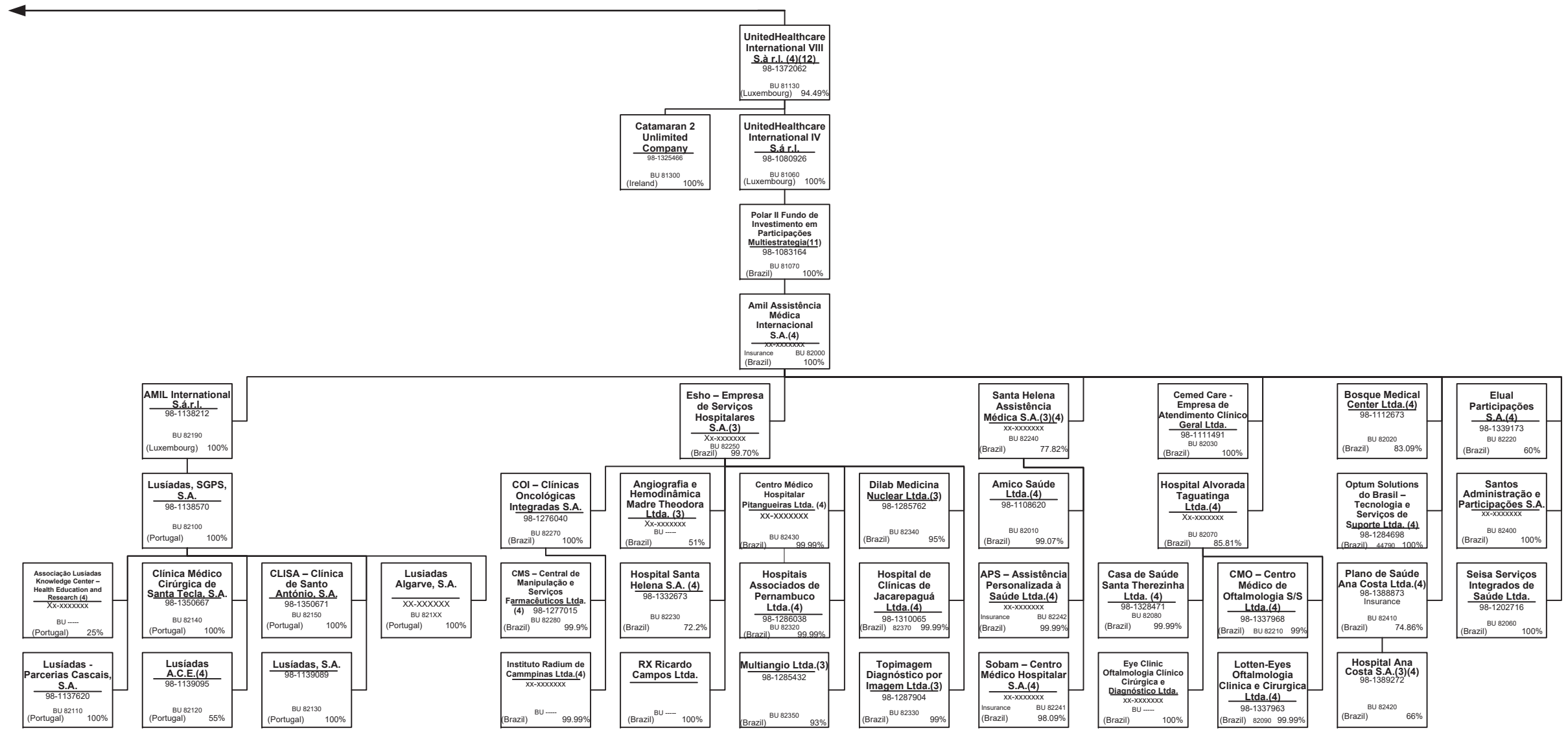
15.1

SCHEDULE Y – INFORMATION CONCERNING ACTIVITIES OF INSURER MEMBERS OF A HOLDING COMPANY GROUP
PART 1 – ORGANIZATIONAL CHART

UnitedHealth Group Incorporated
 (DE) 41-1321939

Continued from Previous Page

Continued on Next Page



SCHEDULE Y – INFORMATION CONCERNING ACTIVITIES OF INSURER MEMBERS OF A HOLDING COMPANY GROUP
PART 1 – ORGANIZATIONAL CHART

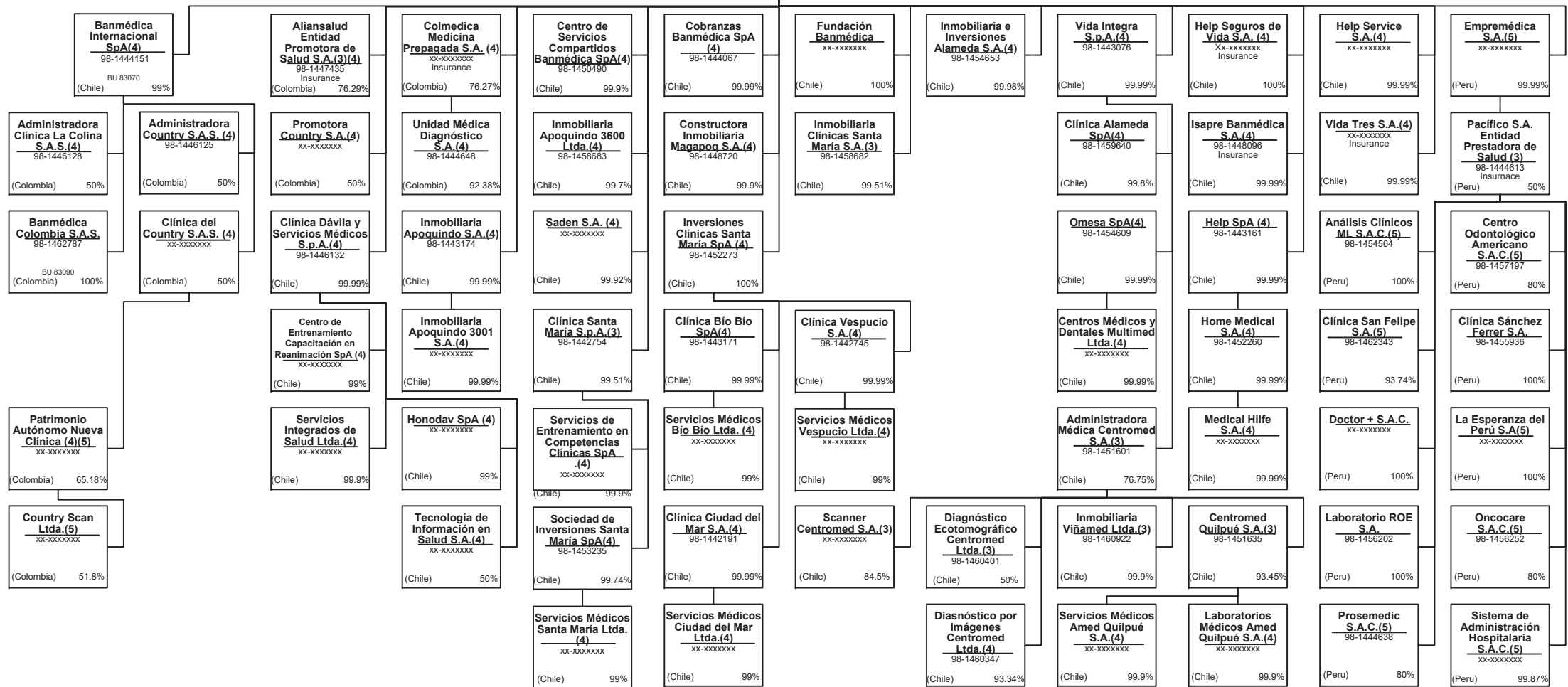
UnitedHealth Group Incorporated
 (DE) 41-1321939

Continued from Previous Page

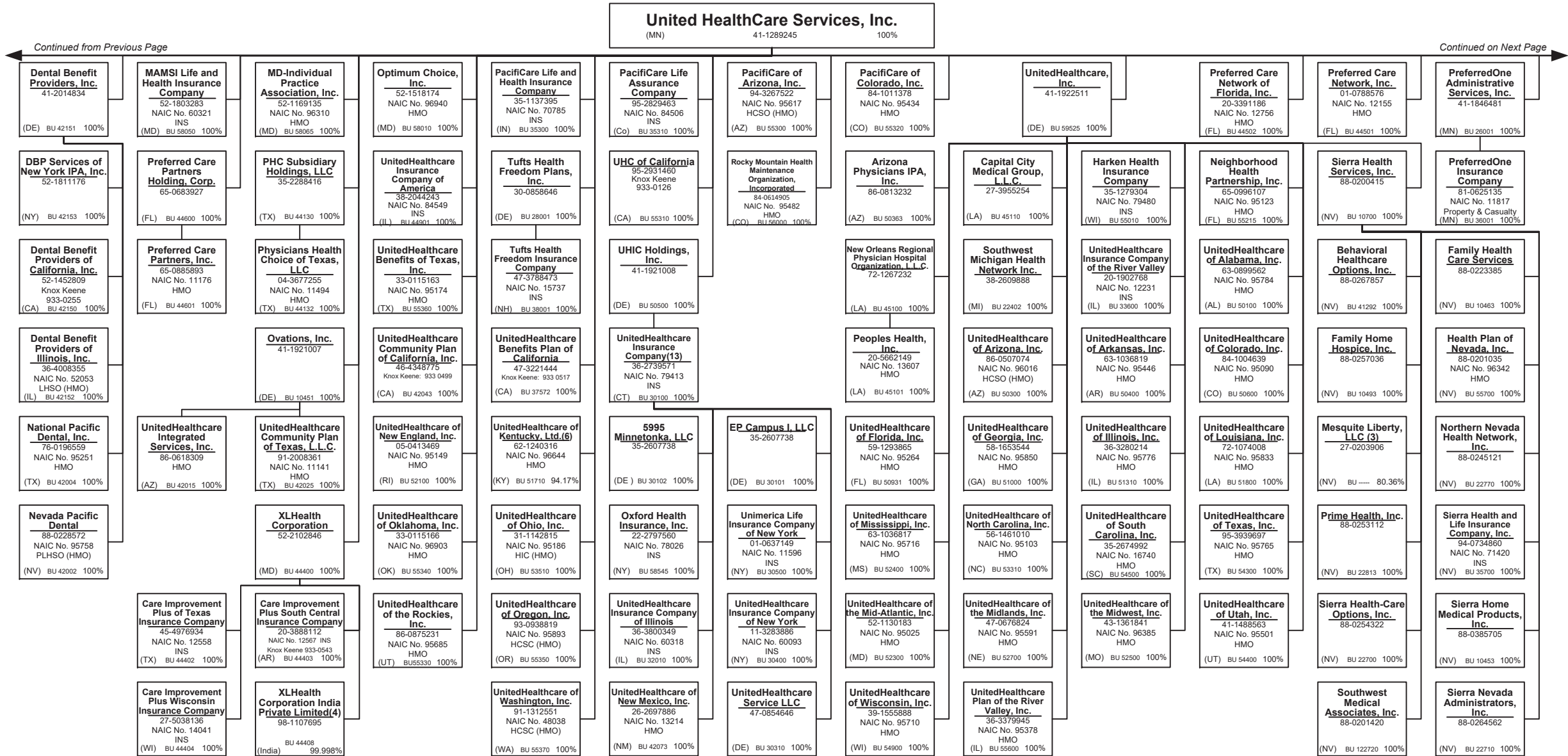
United HealthCare Services, Inc.
 41-1289245
 (MN) BU 20020 100%

Continued on Next Page

Banmédica S.A.(3)
 98-1444127
 BU 83060
 (Chile) 99.39%



SCHEDULE Y – INFORMATION CONCERNING ACTIVITIES OF INSURER MEMBERS OF A HOLDING COMPANY GROUP
PART 1 – ORGANIZATIONAL CHART



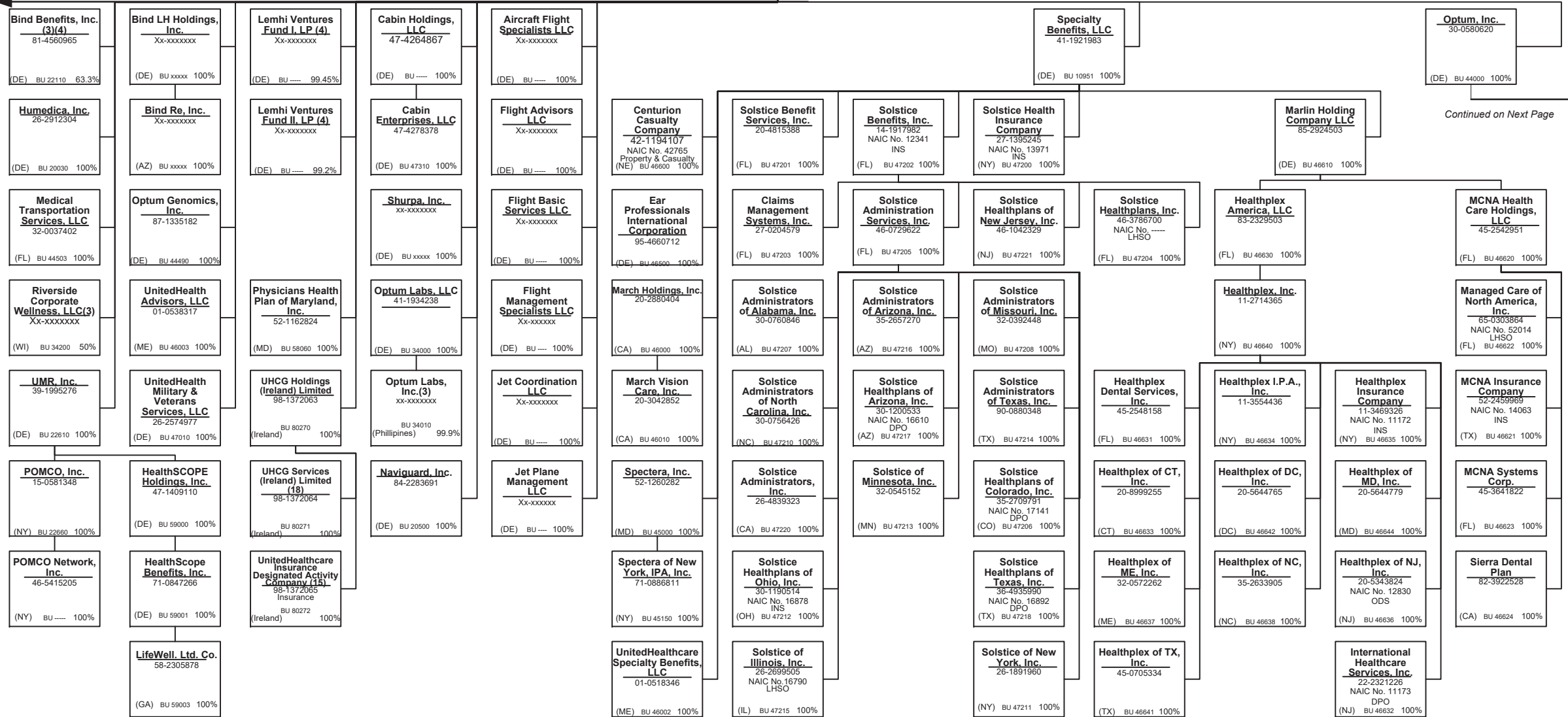
15.4

SCHEDULE Y – INFORMATION CONCERNING ACTIVITIES OF INSURER MEMBERS OF A HOLDING COMPANY GROUP
PART 1 – ORGANIZATIONAL CHART

United HealthCare Services, Inc.
 (MN) 41-1289245 100%

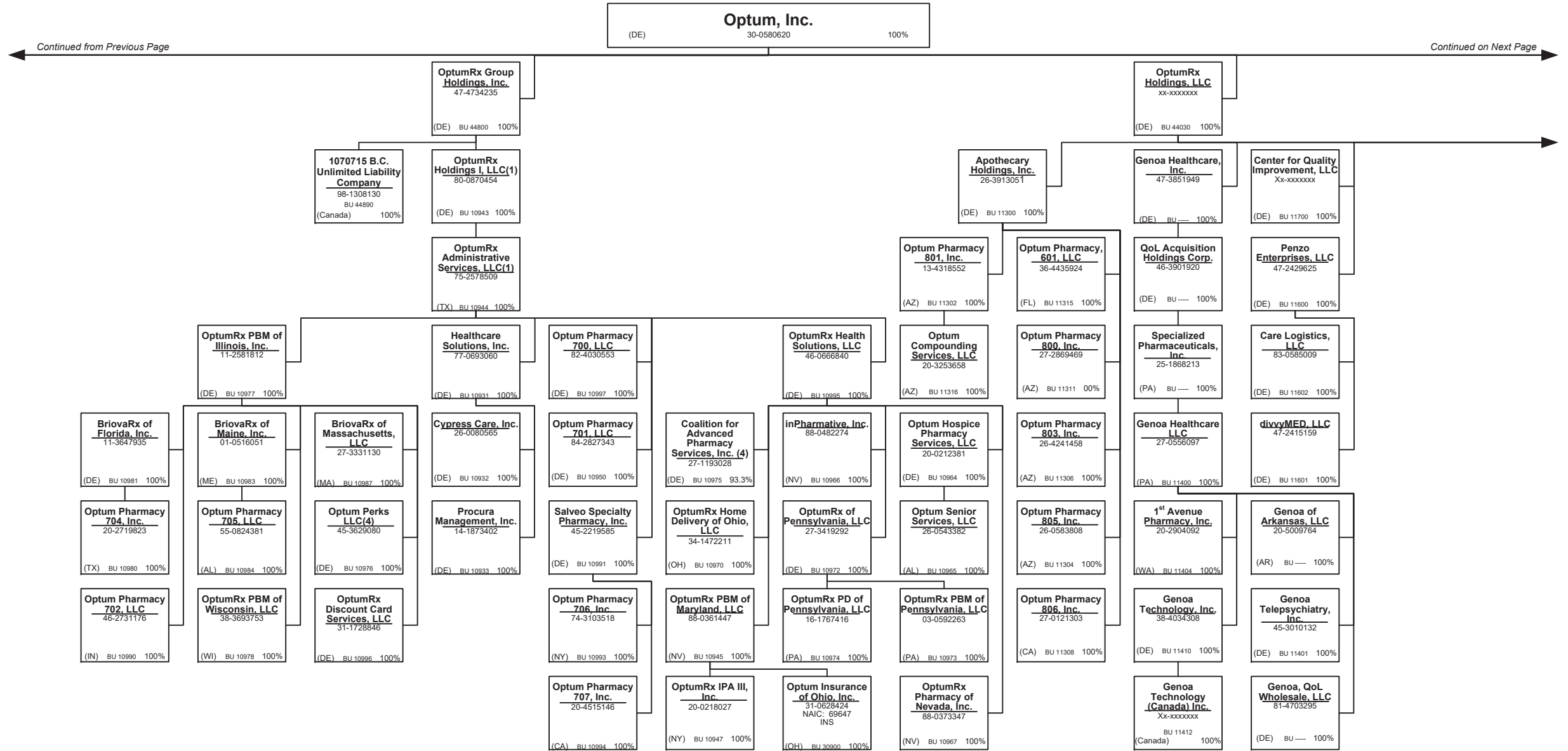
Continued from Previous Page

Continued on Next Page

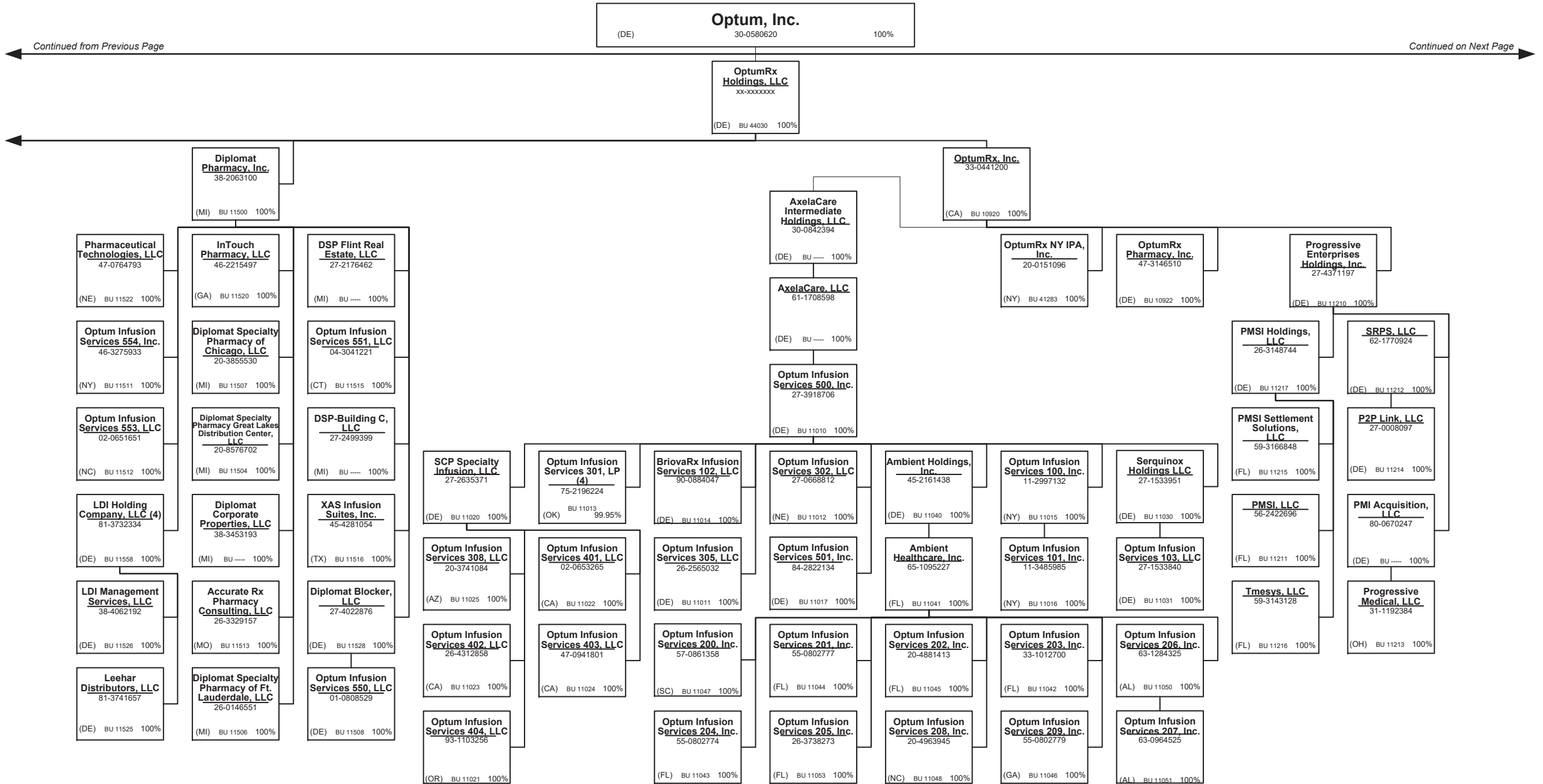


15.5

SCHEDULE Y – INFORMATION CONCERNING ACTIVITIES OF INSURER MEMBERS OF A HOLDING COMPANY GROUP
PART 1 – ORGANIZATIONAL CHART



SCHEDULE Y – INFORMATION CONCERNING ACTIVITIES OF INSURER MEMBERS OF A HOLDING COMPANY GROUP
PART 1 – ORGANIZATIONAL CHART

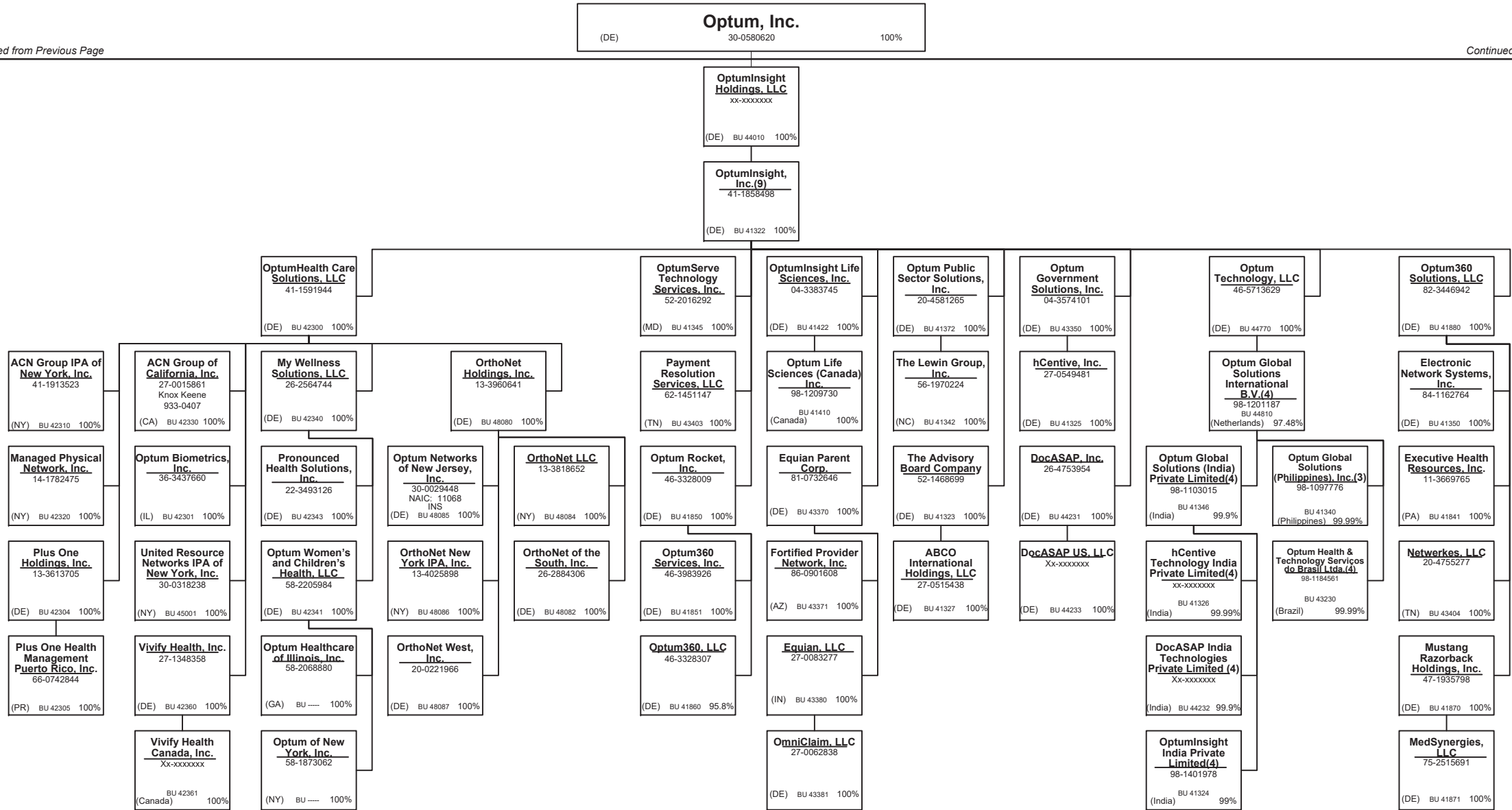


15.7

SCHEDULE Y – INFORMATION CONCERNING ACTIVITIES OF INSURER MEMBERS OF A HOLDING COMPANY GROUP
PART 1 – ORGANIZATIONAL CHART

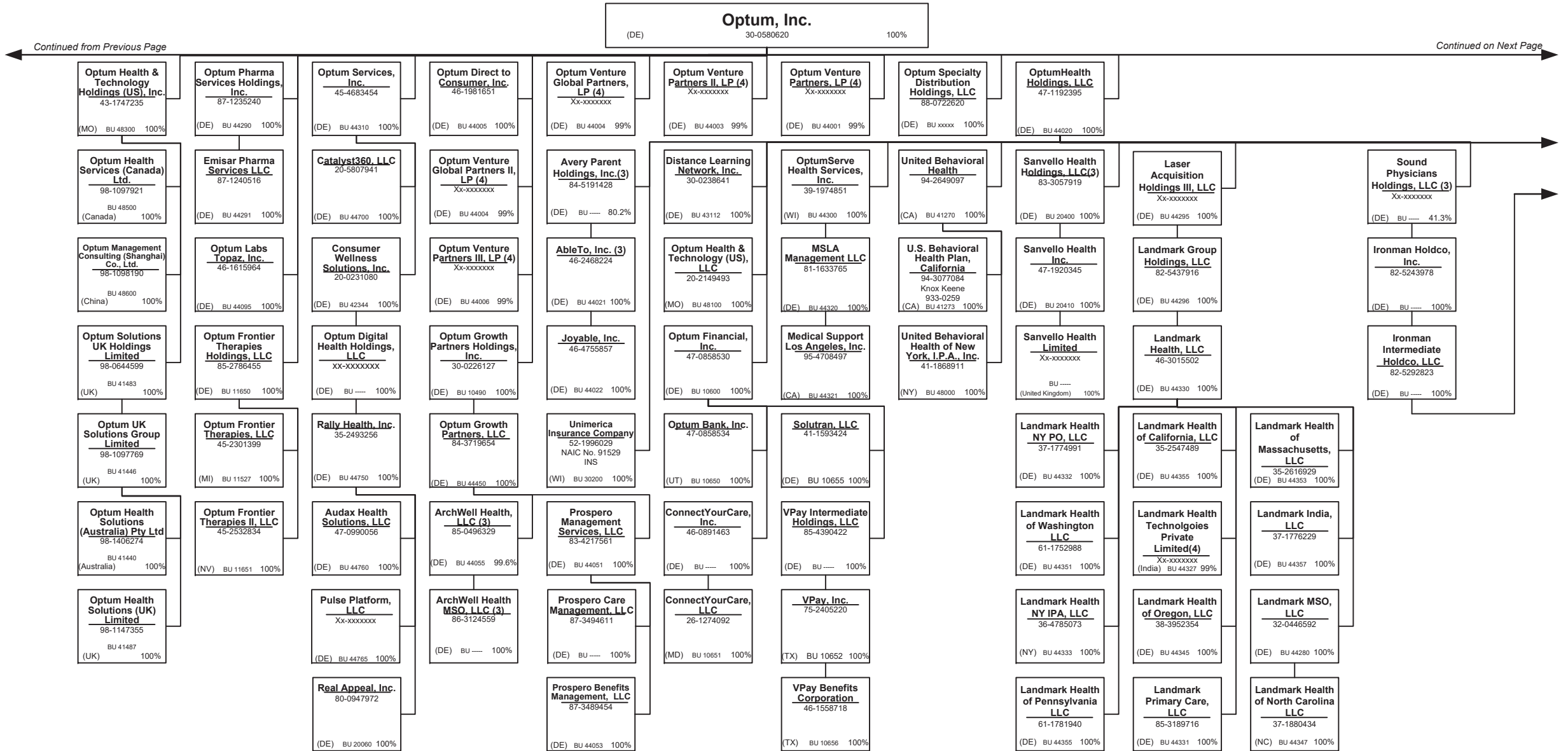
Continued from Previous Page

Continued on Next Page



15.8

SCHEDULE Y – INFORMATION CONCERNING ACTIVITIES OF INSURER MEMBERS OF A HOLDING COMPANY GROUP
PART 1 – ORGANIZATIONAL CHART

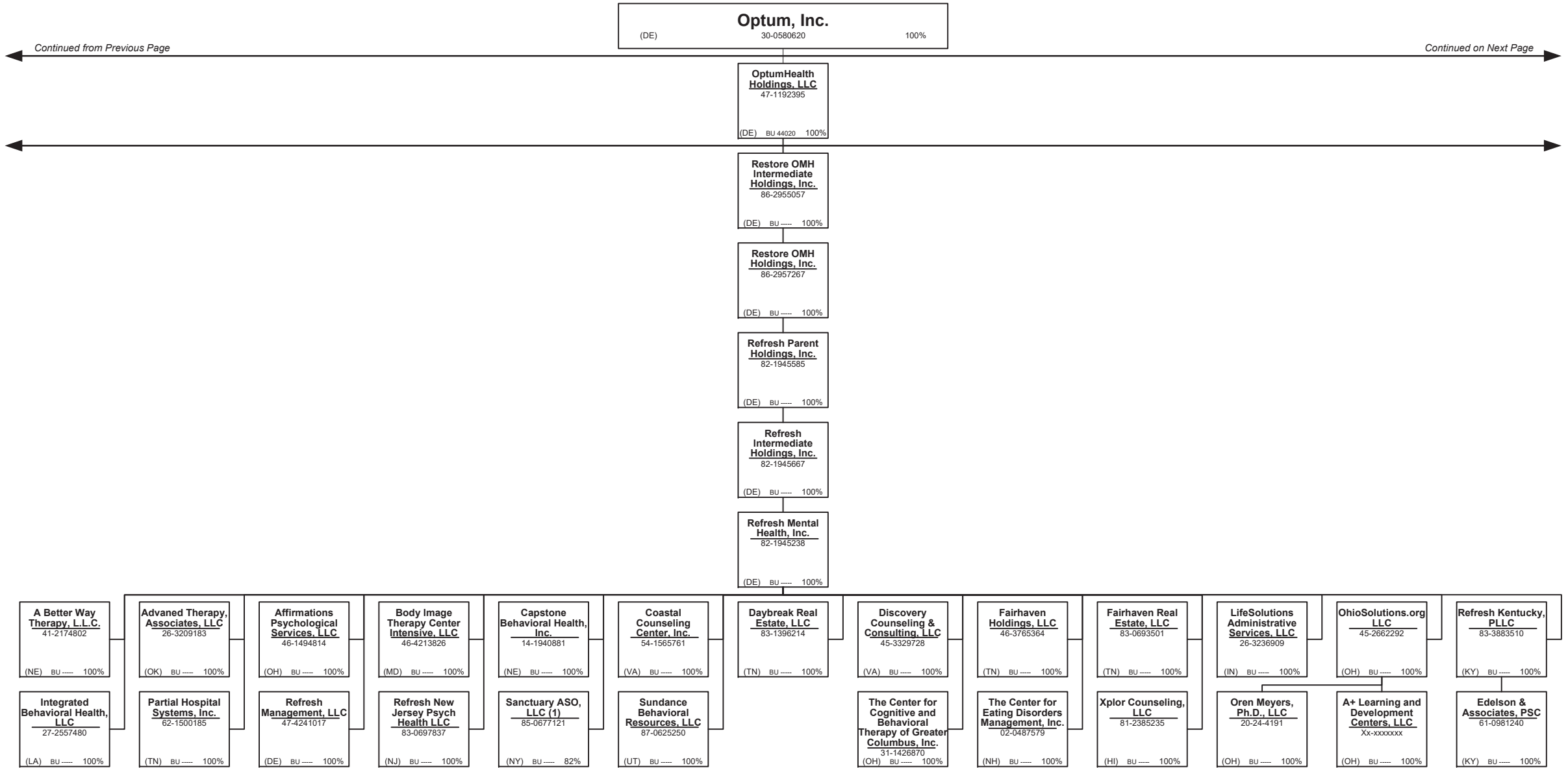


Continued from Previous Page

Continued on Next Page

15.9

SCHEDULE Y – INFORMATION CONCERNING ACTIVITIES OF INSURER MEMBERS OF A HOLDING COMPANY GROUP
PART 1 – ORGANIZATIONAL CHART



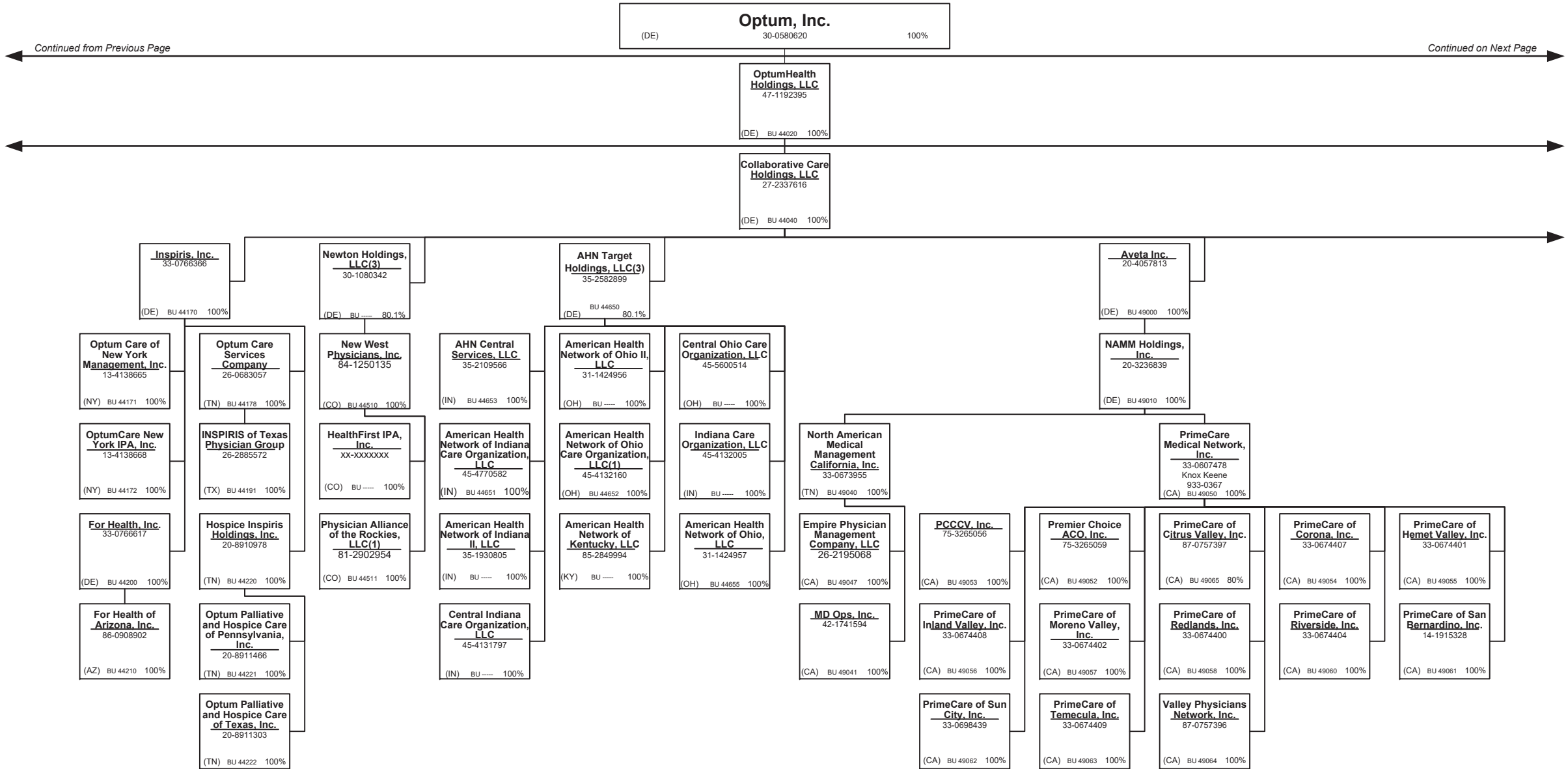
15.10

Continued from Previous Page

Continued on Next Page

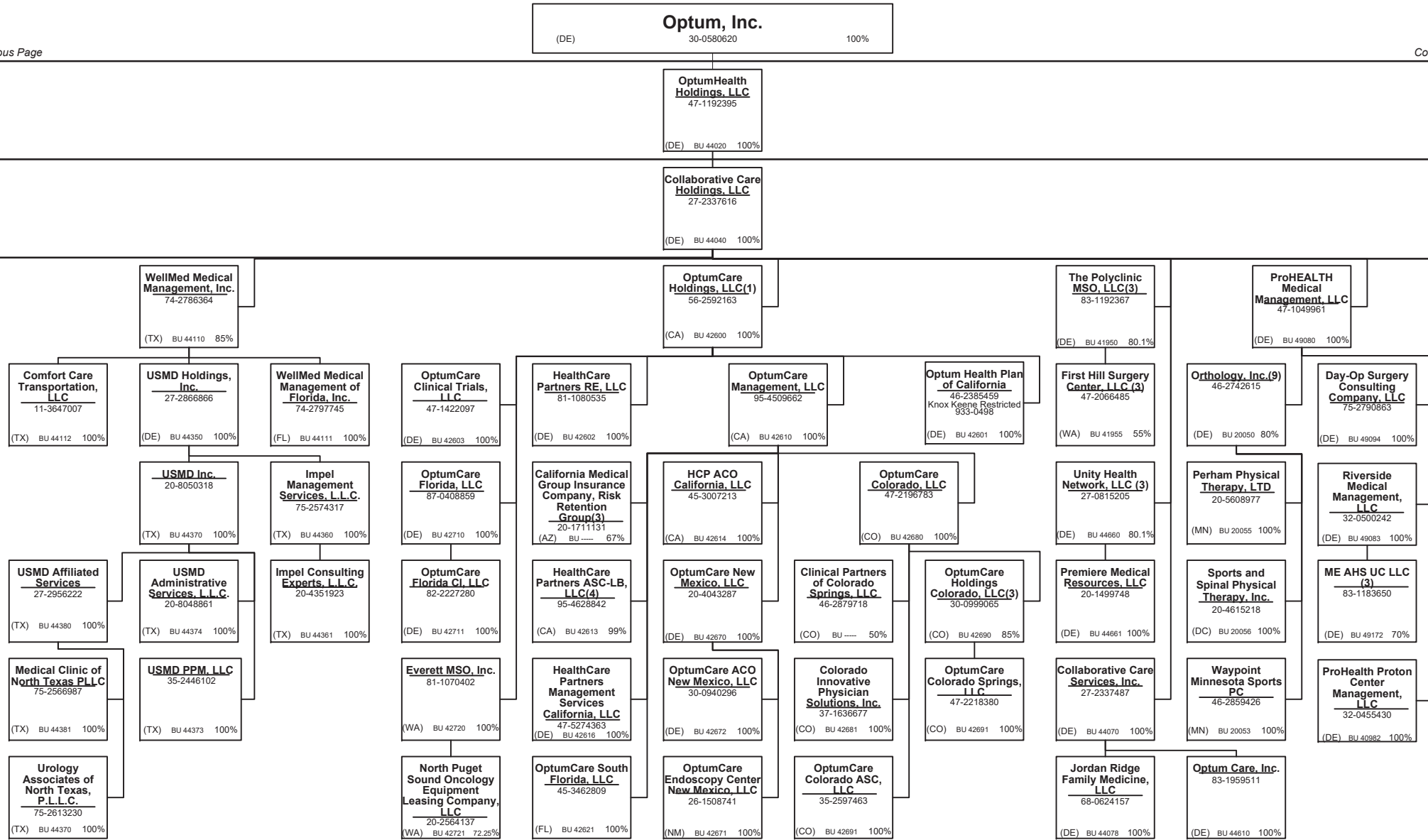
SCHEDULE Y – INFORMATION CONCERNING ACTIVITIES OF INSURER MEMBERS OF A HOLDING COMPANY GROUP

PART 1 – ORGANIZATIONAL CHART



15.11

SCHEDULE Y – INFORMATION CONCERNING ACTIVITIES OF INSURER MEMBERS OF A HOLDING COMPANY GROUP
PART 1 – ORGANIZATIONAL CHART

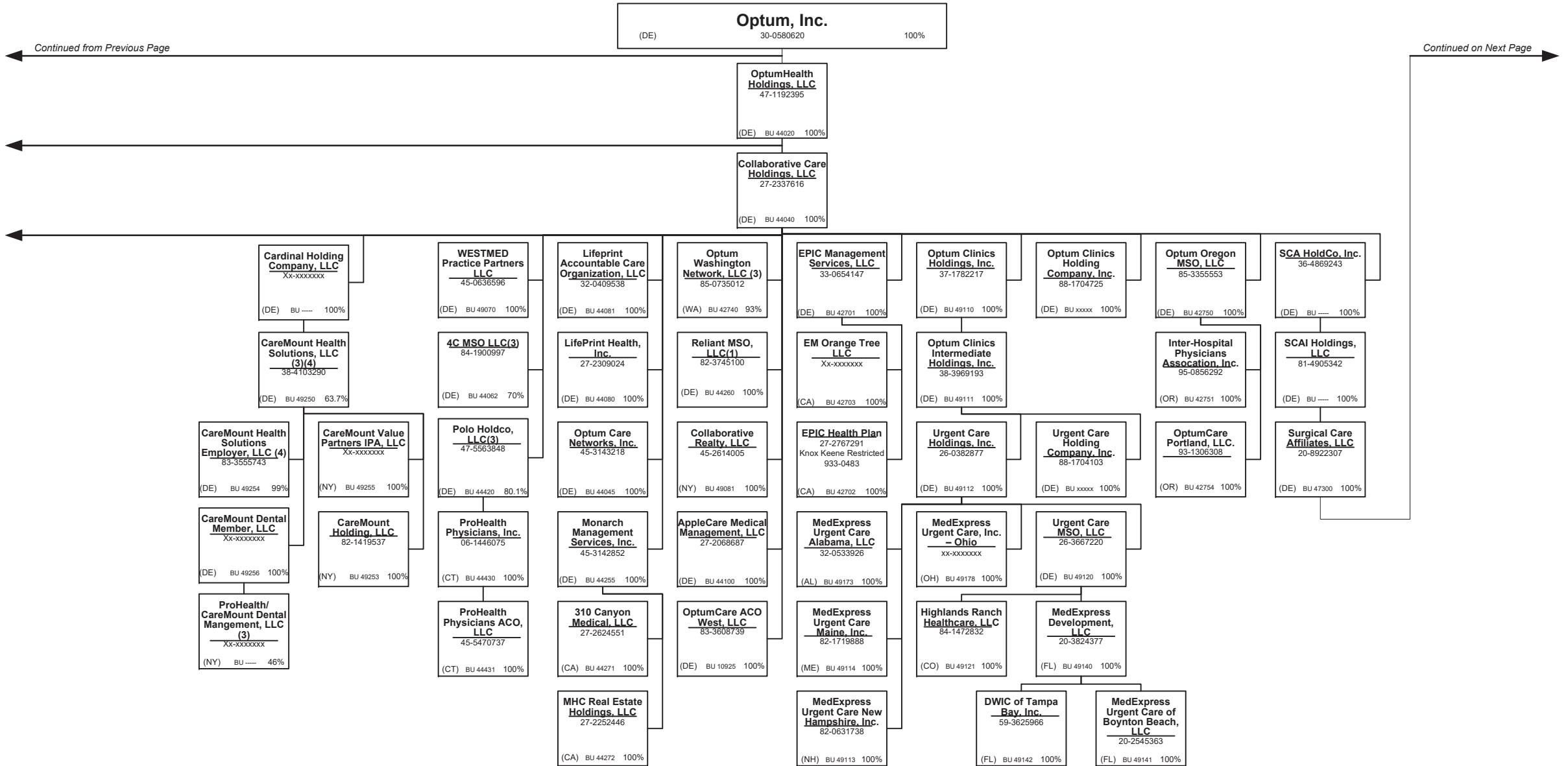


Continued from Previous Page

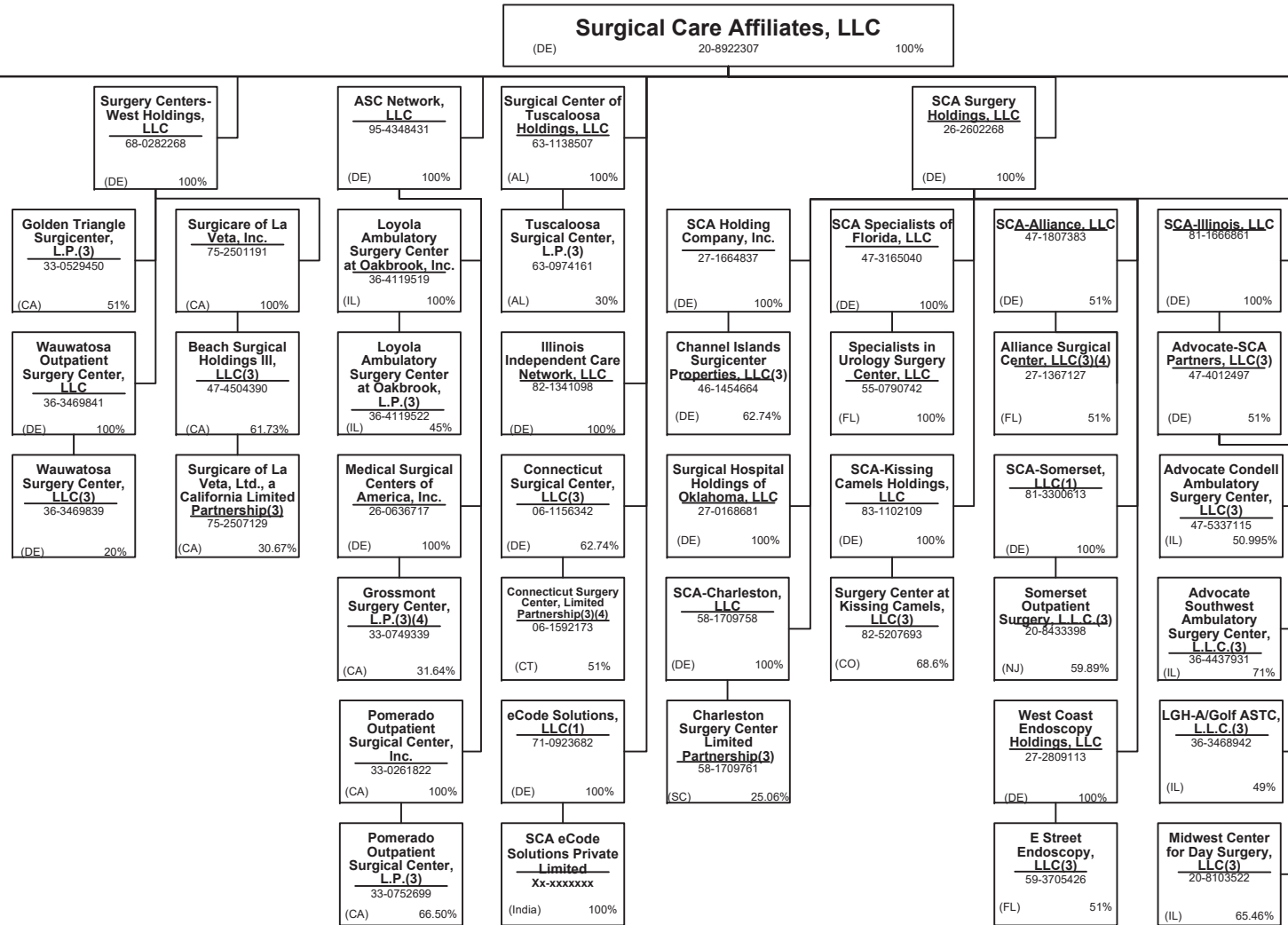
Continued on Next Page

15.12

SCHEDULE Y – INFORMATION CONCERNING ACTIVITIES OF INSURER MEMBERS OF A HOLDING COMPANY GROUP
PART 1 – ORGANIZATIONAL CHART



SCHEDULE Y – INFORMATION CONCERNING ACTIVITIES OF INSURER MEMBERS OF A HOLDING COMPANY GROUP
PART 1 – ORGANIZATIONAL CHART



Continued from Previous Page

Continued on Next Page

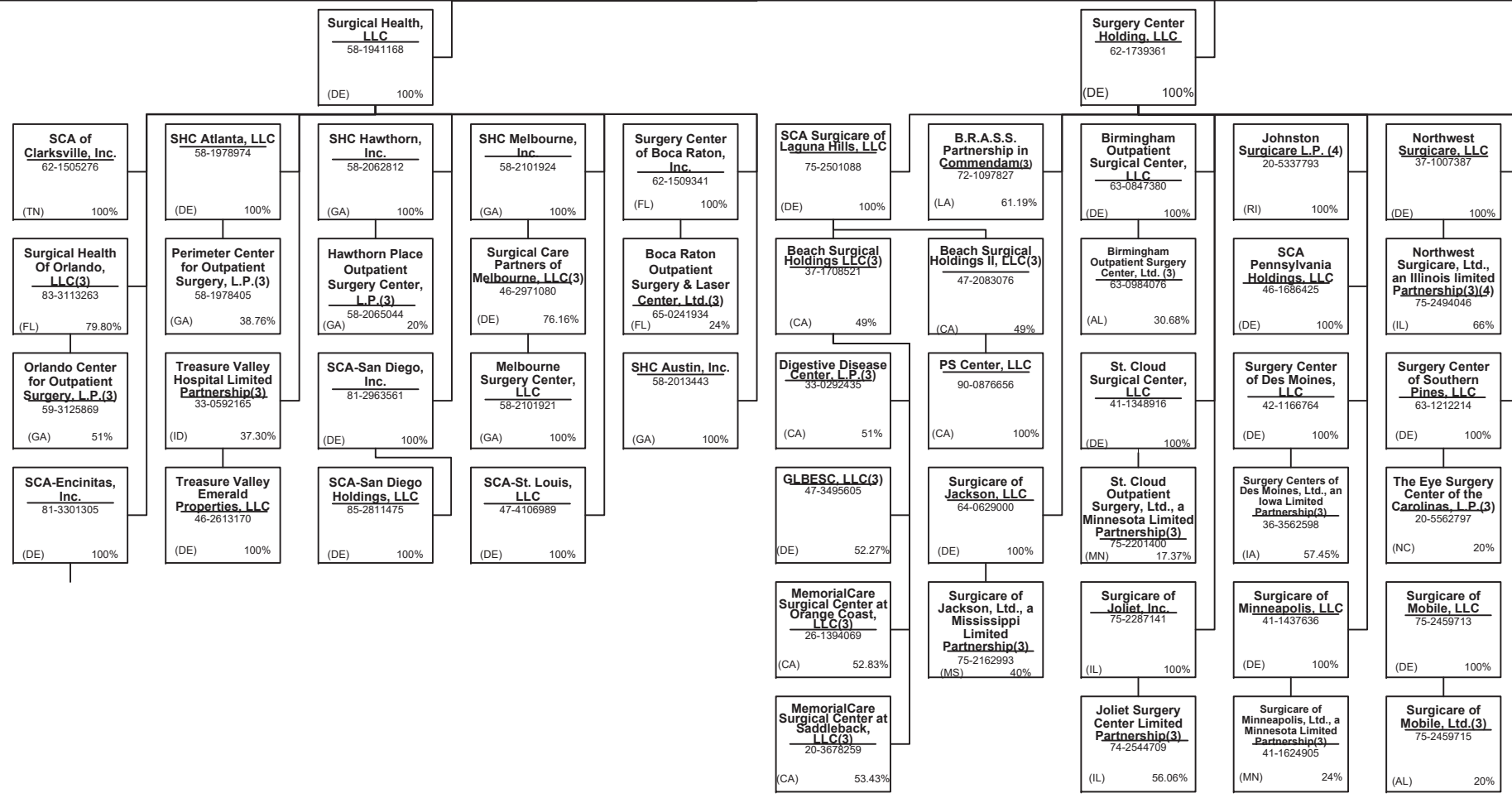
15.14

SCHEDULE Y – INFORMATION CONCERNING ACTIVITIES OF INSURER MEMBERS OF A HOLDING COMPANY GROUP
PART 1 – ORGANIZATIONAL CHART

Surgical Care Affiliates, LLC
 (DE) 20-8922307 100%

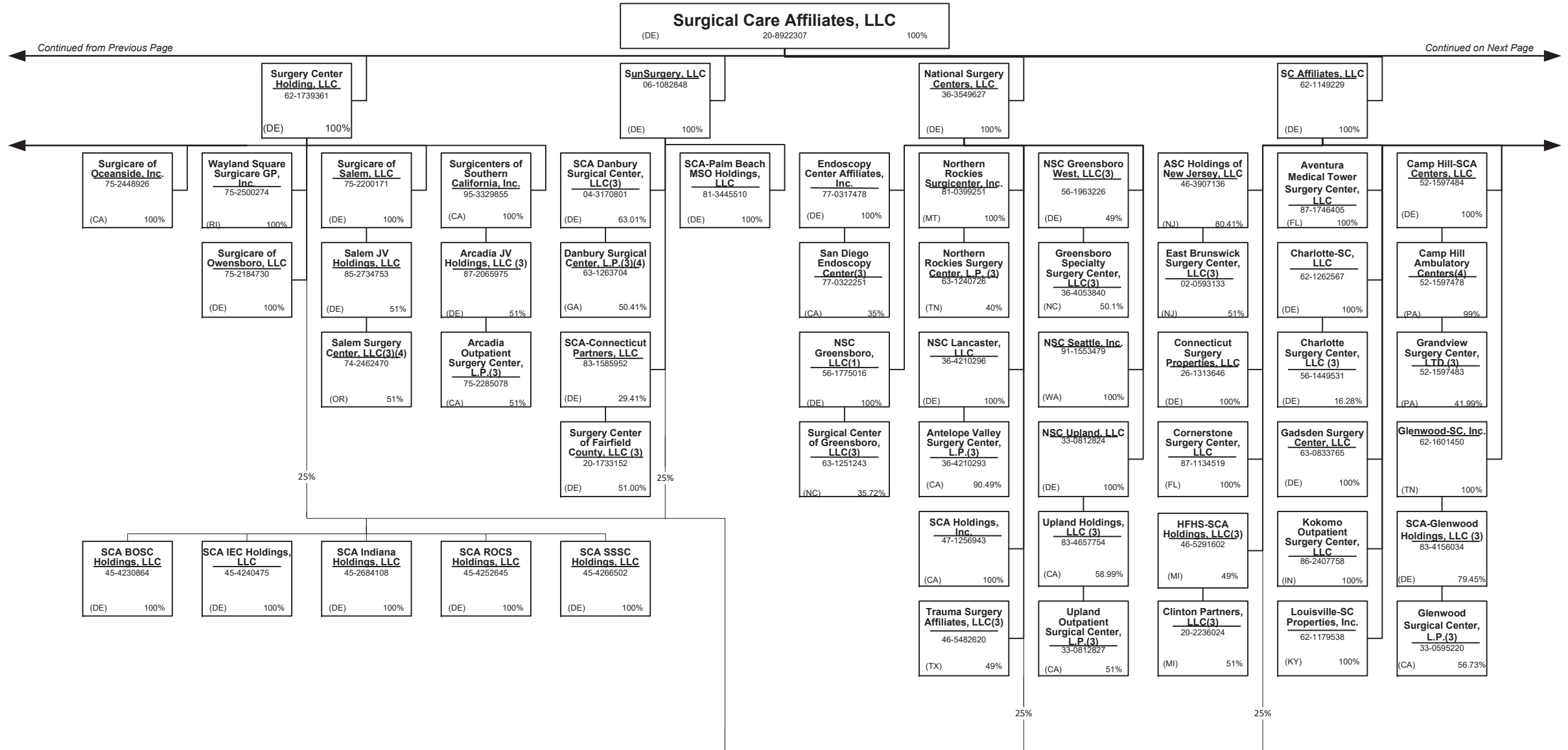
Continued from Previous Page

Continued on Next Page



15.15

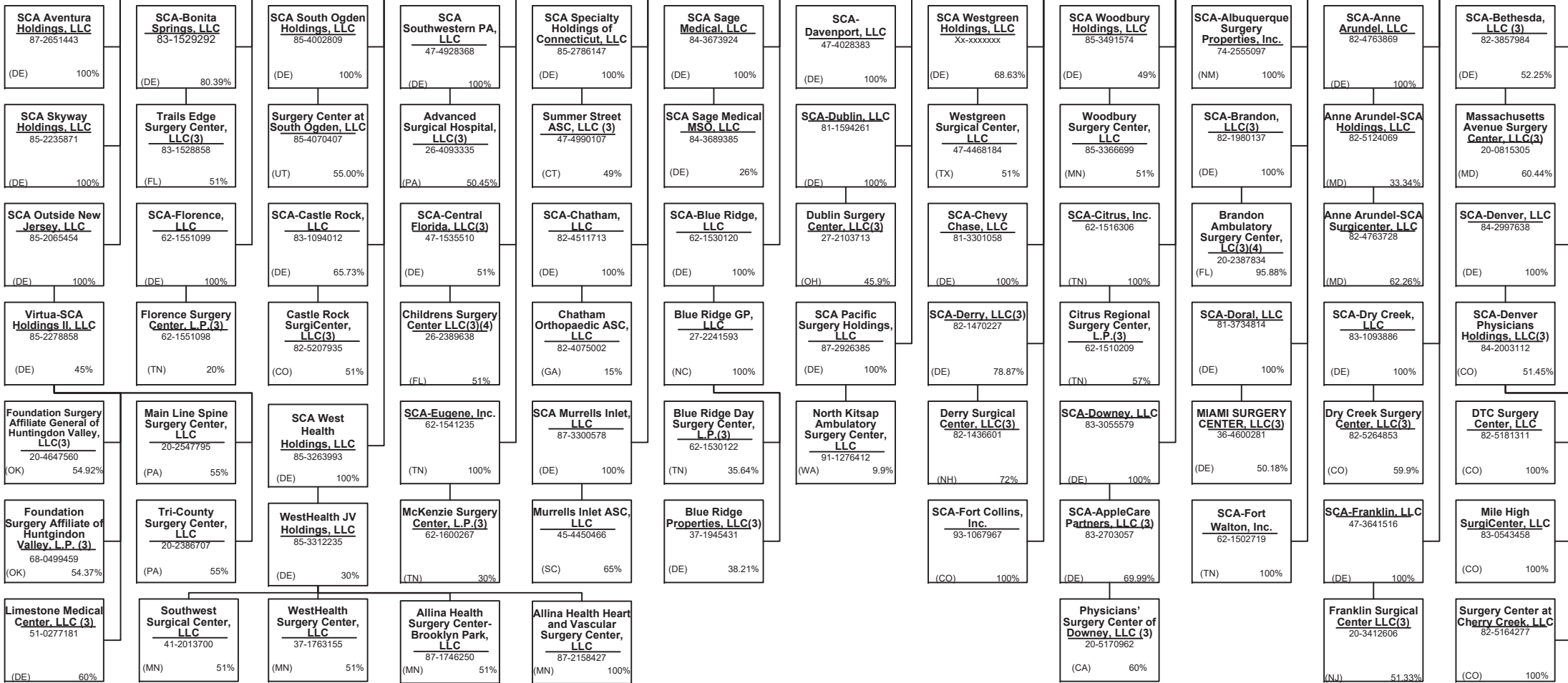
SCHEDULE Y – INFORMATION CONCERNING ACTIVITIES OF INSURER MEMBERS OF A HOLDING COMPANY GROUP
PART 1 – ORGANIZATIONAL CHART



SCHEDULE Y – INFORMATION CONCERNING ACTIVITIES OF INSURER MEMBERS OF A HOLDING COMPANY GROUP
PART 1 – ORGANIZATIONAL CHART

Surgical Care Affiliates, LLC
 (DE) 20-8922307 100%

SC Affiliates, LLC
 62-1149229
 (DE) 100%




Continued from Previous Page

Continued on Next Page

SCHEDULE Y – INFORMATION CONCERNING ACTIVITIES OF INSURER MEMBERS OF A HOLDING COMPANY GROUP
PART 1 – ORGANIZATIONAL CHART

Surgical Care Affiliates, LLC
 (DE) 20-8922307 100%

SC Affiliates, LLC
 62-1149229
 (DE) 100%

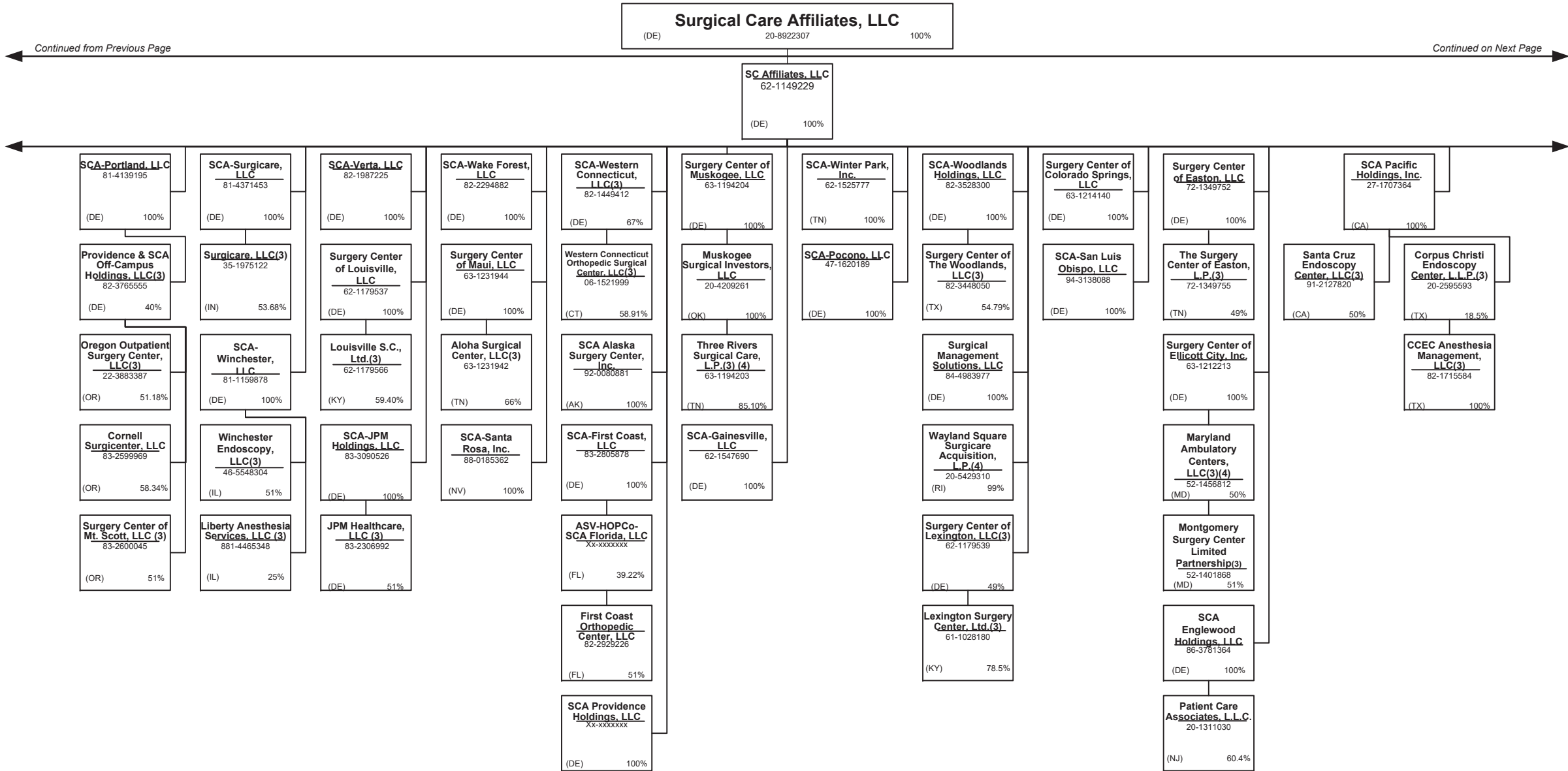


15.19

Continued from Previous Page

Continued on Next Page

SCHEDULE Y – INFORMATION CONCERNING ACTIVITIES OF INSURER MEMBERS OF A HOLDING COMPANY GROUP
PART 1 – ORGANIZATIONAL CHART



15.20

SCHEDULE Y – INFORMATION CONCERNING ACTIVITIES OF INSURER MEMBERS OF A HOLDING COMPANY GROUP
PART 1 – ORGANIZATIONAL CHART

Surgical Care Affiliates, LLC
 (DE) 20-8922307 100%

Continued from Previous Page

SC Affiliates, LLC
 62-1149229
 (DE) 100%

Substantively Controlled Surgical Care Affiliate Entities

Texas Health Resources
 Non-Affiliated
 100%

THR-SCA Holdings, LLC (3)(17)
 46-1096461
 (TX) 100%

Via Vitae, a Medical Group, Inc.
 Non-Affiliated
 100%

Pacific Cardiovascular Associates Medical Group, Inc. (3)(17)
 35-0704734
 (CA) 100%

SCA-New Jersey, LLC
 47-4418919
 (DE) 100%

SCA-Colorado Springs, LLC
 93-1047471
 (DE) 100%

SCA Colorado Springs Holdings, LLC
 87-2738960
 (DE) 100%

SCA-Practice Partners Holdings, LLC
 83-4121074
 (DE) 100%

Virtua-SCA Holdings, LLC(3)
 47-3247166
 (NJ) 45%

Colorado Springs Surgery Center, Ltd. (3)
 84-1160450
 (CO) 95%

Optum SCA CS JV Holdings, LLC
 87-2719650
 (DE) 100%

Practice Partners in Healthcare, LLC
 76-0770414
 (DE) 100%

Main Line Spine Surgery Center, LLC
 20-2547795
 (PA) 55%

Lindenhurst Holdings, LLC
 88-0586923
 (DE) 100%

Optum Peak Endoscopy Center, LLC
 88-0934943
 (DE) 100%

PPH Management Company, L.L.C.
 24-1453981
 (DE) 100%

PPH Holdings, LLC
 27-1454121
 (DE) 100%

Arlington Surgery Center, LLC(3)
 75-2055800
 (TX) 51.75%

Cleburne Surgical Center, LLC(3)
 20-3742012
 (TX) 51%

Denton Endoscopy Surgery Center, LLC
 Xx-xxxxxxx
 (TX) 100%

Denton Surgery Center, LLC(3)
 47-0926556
 (TX) 54.48%

Fort Worth Endoscopy Centers, LLC(3)
 77-0368346
 (TX) 51%

Greenville Surgery Center, LLC(3)
 74-2411643
 (TX) 63.75%

Surgicare of Central Jersey, LLC (3)
 22-2529259
 (NJ) 55%

Harrison Endo Surgical Center, LLC (3)
 26-3234725
 (NJ) 55%

PPH-Gardendale, Inc.
 26-4489980
 (DE) 100%

ASV-HOPco-SCA Cornerstone, LLC
 87-477698
 (FL) 100%

North Dallas Surgical Center, LLC(3)
 27-2248103
 (DE) 55.38%

Ophthalmology Surgery Center of Dallas, LLC(3)
 26-1914835
 (TX) 51%

Park Hill Surgery Center, LLC(3)
 45-1484375
 (TX) 51%

South Arlington Surgical Providers, LLC
 75-2723958
 (TX) 51%

Surgical Caregivers of Fort Worth, LLC(3)
 75-1925497
 (TX) 51%

Texas Health Craig Ranch Surgery Center, LLC(3)
 38-3897811
 (TX) 51.50%

Bergen-Passaic Cataract Laser and Surgery Center, LLC (3)
 22-2848531
 (DE) 56.13%

PPH-Columbia, Inc.
 26-4490039
 (DE) 100%

Research Surgical Center LLC
 46-0558032
 (CO) 51%

Texas Health Flower Mound Orthopedic Surgery Center, LLC(3)
 80-0866449
 (TX) 51%

Texas Health Orthopedic Surgery Center Alliance, LLC(3)
 81-4977249
 (TX) 51%

Texas Health Surgery Center Alliance, LLC(3)
 82-2296081
 (TX) 73.58%

Texas Health Surgery Center Bedford, LLC(3)
 82-1307876
 (TX) 51.41%

Texas Health Surgery Center Chisholm Trail, LLC(3)
 85-1225852
 (TX) 56%

Texas Health Surgery Center Irving, LLC(3)
 83-1085415
 (TX) 51%

SCA-South Jersey, LLC
 22-3117714
 (DE) 100%

Texas Health Surgery Center Las Colinas, LLC
 83-0781259
 (TX) 100%

Texas Health Surgery Center Preston Plaza, LLC(3)
 20-3991622
 (TX) 55.20%

Texas Health Surgery Center Rockwall, LLC(3)
 47-4425996
 (TX) 51%

Texas Health Surgery Center Southwest Fort Worth, LLC
 84-3814490
 (TX) 22.45%

Texas Health Surgery Center Waxahachie, LLC
 83-1464243
 (TX) 57%

Texas Health Surgery Center Willow Park, LLC
 84-1953918
 (TX) 51%

Surgical Center of South Jersey, Limited Partnership(3)
 22-2709324
 (NJ) 64.60%

Cross Timbers Surgery Center, LLC
 75-2862780
 (TX) 51%

Walnut Hill Surgery Center, LLC
 36-4499777
 (TX) 51%

Wilson Creek Surgical Center, LLC(3)
 27-4816583
 (TX) 51%

Mansfield Endoscopy Center, LLC
 86-1354607
 (TX) 51%

United Medical Park ASC, LLC(3)
 83-1720113
 (IA) 100%

15.21

SCHEDULE Y – INFORMATION CONCERNING ACTIVITIES OF INSURER MEMBERS OF A HOLDING COMPANY GROUP**PART 1 – ORGANIZATIONAL CHART**

Professionally Owned Entities

<u>Entity Name</u>	<u>Juris.</u>	<u>Federal Tax ID</u>	<u>Entity Name</u>	<u>Juris.</u>	<u>Federal Tax ID</u>
4C Medical Group, PLC	AZ	45-2402948	Cielo House, Inc.	CA	87-2440218
A.G. Dikengil, Inc.	NJ	22-3149900	Cognitive-Behavioral Therapy Center of Western North Carolina, P.A.	NC	20-3056794
AbleTo Behavioral Health Services of Michigan, P.C.	MI	85-4328419	Columbia Counseling Center P.A.	MD	52-2052733
AbleTo Behavioral Health Services of New Jersey, P.C.	NJ	85-4306375	Connect Medical, P.C.	NY	32-0551188
AbleTo Behavioral Health Services, P.C.	CT	47-5519672	David C. Anderholm, M.D., P.A.	MN	41-1879063
AbleTo Licensed Clinical Social Worker Services, P.C.	CA	85-0739865	David Moen, M.D. P.C.	NY	81-5101448
AHN Accountable Care Organization, LLC	IN	45-4171713	David R. Ferrell, M.D., P.C.	NV	45-2380022
Aleph Psychological Services Inc.	CA	46-3477124	Day-OP Center Of Long Island Inc.	NY	11-2811353
American Health Network of Indiana, LLC	IN	35-2108729	DBT and EMDR Specialists, P.A.	MN	47-3322541
AppleCare Hospitalists Medical Group, Inc.	CA	14-1890491	Durable Medical Equipment, Inc.	MA	04-3106404
AppleCare Medical ACO, LLC	CA	45-2852872	Elite Focus Clinic, Inc., a Professional Corporation	CA	47-3861802
AppleCare Medical Group St. Francis, Inc.	CA	33-0845269	Empire Physicians' Medical Group, Inc.	CA	33-0181426
AppleCare Medical Group, Inc.	CA	33-0898174	Eugene Center of Anxiety and Stress, LLC	OR	83-2740282
ArchWell Health Professional Services Holding Co.	DE	86-3278602	Eugene Therapy, LLC	OR	90-0624377
ArchWell Health Professional Services of Alabama, LLC	AL	86-3152173	Everett Physicians, Inc. P.S.	WA	81-1625636
Archwell Health Professional Services of Arizona, LLC	AZ	87-2986923	Evolve, LLC	WI	61-1752488
ArchWell Health Professional Services of Kansas, P.A.	KS	86-3241870	Excel MSO, LLC	CA	77-0560460
Archwell Health Professional Services of Nebraska, LLC	NE	87-3065955	Family Counseling Associates of Salem Andover, LLC	NH	27-0820363
ArchWell Health Professional Services of North Carolina, P.C.	NC	86-3222071	Ferrell Physician Services, P.C.	NY	87-4007730
ArchWell Health Professional Services of Oklahoma, LLC	OK	86-3190019	First Hill Surgery Center, LLC	WA	47-2066485
ARTA Western California, Inc.	CA	33-0658815	First Step Services, LLC	NC	51-0484581
Aspectus, Inc.	MA	04-3403101	Greater Phoenix Collaborative Care, P.C.	AZ	27-2337725
Beaver Medical Group, P.C.	CA	33-0645967	HealthCare Partners Affiliates Medical Group	CA	95-4526112
Behavioral Solutions, P.C.	MA	04-3316367	HealthCare Partners ASC-HB, LLC	CA	26-4247365
Better Health Value Network, LLC	WA	47-4349079	HealthCare Partners Associates Medical Group, P.C.	CA	45-5273760
Bexar Imaging Center, LLC	TX	22-3858211	HealthCare Partners Medical Group, P.C.	CA	95-4340584
California Spring Holdings, PC	CA	81-0881243	Heron Ridge Associates, L.L.C.	MI	80-0020865
Carbondale Counseling Associates LLC	IL	47-1130641	Homecare Dimensions of Florida, Inc.	TX	81-0884465
CareMount Health Solutions ACO, LLC	NY	--	Homecare Dimensions, Inc.	TX	74-2758644
CareMount Medical, P.C.	NY	13-3544120	IN Style OPTICAL, LLC	MA	27-3296953
Carolina Behavioral Care, P.A.	NC	56-1780933	Inland Faculty Medical Group, Inc.	CA	33-0618077
Carroll Counseling Center LLC	MD	52-2072546	Inspiris Medical Services of New Jersey, P.C.	NJ	45-2563134
Centers for Family Medicine, GP	CA	33-0483510	INSPIRIS of Michigan Medical Services, P.C.	MI	27-1561674

SCHEDULE Y – INFORMATION CONCERNING ACTIVITIES OF INSURER MEMBERS OF A HOLDING COMPANY GROUP**PART 1 – ORGANIZATIONAL CHART**

Professionally Owned Entities

Entity Name	Juris.	Federal Tax ID	Entity Name	Juris.	Federal Tax ID
INSPIRIS of New York Medical Services, P.C.	NY	13-4168739	Level2 Medical Services, P.C. California	CA	84-5003916
INSPIRIS of Pennsylvania Medical Services, P.C.	PA	26-2895670	Level2 Medical Services, P.C. Utah	UT	87-0989804
Jonathan E. Goldberg, Ph.D., Inc.	MA	26-3013277	Life Strategies Counseling, Inc.	AR	20-0468524
Joyce Marter & Associates, P.C.	IL	26-3478896	LifeSolutions Counseling Associates, P.C.	IN	26-3292877
K.P. Counseling, Ltd.	IL	30-0089259	March Vision Care Group, Incorporated	CA	95-4874334
Landmark Connect of Pennsylvania, PC	PA	82-4513634	March Vision Care IPA, Inc.	NY	27-3115058
Landmark Medical of Arkansas, P.A.	AR	85-0997438	March Vision Care of Texas, Inc.	TX	45-4227915
Landmark Medical of California, PC	CA	47-4553619	MAT-RX DEVELOPMENT, L.L.C.	TX	43-1967820
Landmark Medical of Connecticut, PC	CT	83-2295301	Mat-Rx Fort Worth GP, L.L.C.	TX	35-2262695
Landmark Medical of Florida, P.A.	FL	85-0838149	ME Urgent Care Nebraska, Inc.	NE	81-0936574
Landmark Medical of Idaho, PC	ID	--	MedExpress Employed Services, Inc.	DE	81-1265129
Landmark Medical of Kansas, P.A.	KS	82-4633545	MedExpress Primary Care Arizona, P.C.	AZ	81-4550969
Landmark Medical of Kentucky, PSC	KY	82-4881602	MedExpress Primary Care Arkansas, P.A.	AR	84-4234388
Landmark Medical of Louisiana, a Professional Corporation	LA	82-4881732	MedExpress Primary Care Kansas, P.A.	KS	81-4605885
Landmark Medical of Massachusetts, PLLC	MA	81-5364097	MedExpress Primary Care Maryland, P.C.	MD	82-3384324
Landmark Medical of Michigan, P.C.	MI	86-3599871	MedExpress Primary Care Massachusetts, P.C.	MA	82-1096099
Landmark Medical of Mississippi, P.C.	MS	82-5084178	MedExpress Primary Care Minnesota P.C.	MN	81-4396738
Landmark Medical of Missouri, P.C.	MO	82-4857713	MedExpress Primary Care Oklahoma, P.C.	OK	83-1077265
Landmark Medical of New Hampshire, P.C.	NH	85-1174070	MedExpress Primary Care South Carolina, P.C.	SC	83-0764858
Landmark Medical of North Carolina, P.C.	NC	82-4256752	MedExpress Primary Care Texas, P.A.	TX	84-2500750
Landmark Medical of Ohio, Professional Corporation	OH	82-4864947	MedExpress Primary Care Virginia, P.C.	VA	82-3395792
Landmark Medical of Oregon, PC	OR	47-2926188	MedExpress Primary Care West Virginia, Inc.	WV	82-4401181
Landmark Medical of Pennsylvania, PC	PA	81-1605378	MedExpress Primary Care Wisconsin, S.C.	WI	81-4563448
Landmark Medical of Rhode Island, PC	RI	84-2830065	MedExpress Urgent Care – New Jersey, P.C.	NJ	45-5388778
Landmark Medical of Tennessee, PC	TN	30-1288593	MedExpress Urgent Care - Northern New Jersey PC	NJ	83-2089623
Landmark Medical of Texas, PA	TX	83-2296389	MedExpress Urgent Care Arizona, P.C.	AZ	81-4030280
Landmark Medical of Utah, PC	UT	84-2660339	MedExpress Urgent Care Arkansas, P.A.	AR	46-4348120
Landmark Medical of Virginia, P.C.	VA	85-0839774	MedExpress Urgent Care California, P.C.	CA	82-0930142
Landmark Medical of Washington, PC	WA	47-3028655	MedExpress Urgent Care Connecticut, P.C.	CT	81-1956812
Landmark Medical, P.C.	NY	47-1588943	MedExpress Urgent Care Idaho, P.C.	ID	82-1135336
Level2 Medical Services, P.A.	DE	84-5003916	MedExpress Urgent Care Illinois, P.C.	IL	47-4308614
Level2 Medical Services, P.A. New Jersey	NJ	87-2684015	MedExpress Urgent Care Iowa, P.C.	IA	81-5353472
Level2 Medical Services, P.C. Alaska	AK	87-2600511	MedExpress Urgent Care Kansas, P.A.	KS	47-1919283

SCHEDULE Y – INFORMATION CONCERNING ACTIVITIES OF INSURER MEMBERS OF A HOLDING COMPANY GROUP**PART 1 – ORGANIZATIONAL CHART**

Professionally Owned Entities

<u>Entity Name</u>	<u>Juris.</u>	<u>Federal Tax ID</u>	<u>Entity Name</u>	<u>Juris.</u>	<u>Federal Tax ID</u>
MedExpress Urgent Care Minnesota P.C.	MN	81-1125396	Mosaic Management Services, Inc.	CA	20-5892451
MedExpress Urgent Care Missouri P.C.	MO	47-3132625	NAMM Medical Group Holdings, Inc.	CA	56-2627070
MedExpress Urgent Care North Carolina, P.C.	NC	81-5138747	NAMM MGH, Inc.	CA	61-1627269
MedExpress Urgent Care Oregon, P.C.	OR	82-1919436	naviHealth Coordinated Care SC, P.C.	MI	85-0975337
MedExpress Urgent Care Rhode Island, P.C.	RI	81-5362765	naviHealth Michigan HBPC, P.C.	MI	84-3469040
MedExpress Urgent Care South Carolina, P.C.	SC	81-5380706	NC Center For Resiliency, PLLC	NC	47-2693055
MedExpress Urgent Care Texas, P.A.	TX	47-5147441	New Perspectives Center for Counseling & Therapy, L.L.C.	OR	93-1173779
MedExpress Urgent Care Washington, P.C.	WA	82-2443118	New York Licensed Clinical Social Work, P.C.	NY	86-3891057
MedExpress Urgent Care Wisconsin, S.C.	WI	81-4281678	Northlight Counseling Associates, Inc.	AZ	86-0646417
MedExpress Urgent Care, Inc. – West Virginia	WV	26-4546400	Northwest Medical Group Alliance, LLC	WA	91-1699944
MedExpress Urgent Care, P.C. – Georgia	GA	47-1804667	NPN IPA Washington, PLLC	WA	61-1855159
MedExpress Urgent Care, P.C. – Indiana	IN	90-0929572	Oakland Psychological Clinic, P.C.	MI	38-2481929
MedExpress Urgent Care, P.C. – Maryland	MD	45-3461101	OHR Physician Group, P.C.	OR	93-0979031
MedExpress Urgent Care, P.C. – Massachusetts	MA	47-1857908	Optum Clinic, P.A.	TX	75-2778455
MedExpress Urgent Care, P.C. – Michigan	MI	46-4793937	Optum Medical Services of California, P.C.	CA	30-0826311
MedExpress Urgent Care, P.C. – Oklahoma	OK	47-1824365	Optum Medical Services of Colorado, P.C.	CO	45-5424191
MedExpress Urgent Care, P.C. – Pennsylvania	PA	26-3750502	Optum Medical Services, P.C.	NC	45-3866363
MedExpress Urgent Care, P.C. – Tennessee	TN	45-4973138	Oregon Healthcare Resources, LLC	OR	27-3674492
MedExpress Urgent Care, P.C. – Virginia	VA	45-3123110	Peninsula Psychological Center, Inc., P.S.	WA	91-1885912
MedExpress Urgent Care, P.S.C. - Kentucky	KY	83-1565124	Perspectives of Troy, P.C.	MI	38-2592367
MedExpress, Inc. – Delaware	DE	45-5436856	Physician Partners Medical Group, Inc.	CA	30-0516435
Memorial Healthcare IPA, GP	CA	95-4088463	Physicians Care Network, L.L.C.	WA	91-1822767
Mental Health Resources, PLLC	TN	62-1396317	Physicians Medical Group of San Jose, Inc.	CA	94-2722082
MH Physician Three Holdco, a Medical Corporation	CA	27-4691544	Physicians Medical Health Plan	CA	84-3715606
MHCH, Inc.	CA	80-0507474	Physicians Medical Holdings	CA	86-2631012
MHIPA Physician Two Holdco, a Medical Corporation	CA	27-4691508	Polyclinic Holdings, P.C.	WA	83-3042027
Mindscapes Counseling, LLC	CT	47-2117693	Polyclinic Management Services Company, LLC	WA	46-0508606
Mobile Medical Services of New Jersey, PC	NJ	81-2977678	Primary Care Associated Medical Group, Inc.	CA	33-0527335
Mobile Medical Services, P.C.	NY	30-0445773	Prime Community Care, Inc.	CA	30-0516440
Moen, M.D., P.C.	CA	85-3287029	ProHEALTH Accountable Care Medical Group, PLLC	NY	45-4469117
Monarch Health Plan, Inc.	CA	22-3935634	ProHEALTH Ambulatory Surgery Center, Inc.	NY	11-3447394
Monarch HealthCare, A Medical Group, Inc.	CA	33-0587660	ProHEALTH Care Associates of New Jersey LLP	NJ	47-5656253
Monika Roots, M.D., P.C.	CA	84-4887072	ProHEALTH Care Associates, L.L.P.	NY	11-3355604

SCHEDULE Y – INFORMATION CONCERNING ACTIVITIES OF INSURER MEMBERS OF A HOLDING COMPANY GROUP**PART 1 – ORGANIZATIONAL CHART**

Professionally Owned Entities

Entity Name	Juris.	Federal Tax ID	Entity Name	Juris.	Federal Tax ID
ProHEALTH Medical NY, P.C.	NY	47-1388406	Sanvello Behavioral Health Services of New Jersey, P.C.	NJ	85-0666386
ProHealth Physicians, P.C.	CT	06-1469068	Sanvello Behavioral Health Services of North Carolina, P.C.	NC	85-1959641
ProHEALTH Urgent Care Medicine of New Jersey LLP	NJ	47-5661535	Sanvello Behavioral Health Services of Texas, P.A.	TX	84-3152209
ProHEALTH Urgent Care Medicine, PLLC	NY	46-1883579	Sanvello Behavioral Health Services, P.A.	DE	84-1754732
Prospero Health Partners Florida, Inc.	FL	85-0775386	Saris Counseling, LLC	WI	--
Prospero Health Partners New York, P.C.	NY	82-2400620	Seattle Psychology, P.L.L.C.	WA	46-3238571
Prospero Health Partners North Carolina, P.C.	NC	84-4569314	Serenity Family and Psychology Counseling Center, P.C.	CA	45-3802527
Prospero Health Partners, P.C.	MN	84-3234753	Sherman Counseling Management, LLC	WI	47-5082677
Prospero Medical Services New Jersey, P.C.	NJ	84-3844362	Silicon Valley TMS of Monterey Bay, GP	CA	81-3200297
Prospero Medical Services, P.A.	FL	87-2406404	Southern California Medical Practice Concepts, LLC	CA	30-0743767
Psychiatry Services of New York, P.C.	NY	85-0921665	Spring Behavioral Health of New Jersey, LLC	NJ	82-3087236
Psychiatry Specialists Inc.	IL	27-3409538	Springfield Psychological, P.C.	PA	23-2833266
Psychological Healthcare, PLLC	NY	16-1484552	Surgical Eye Experts, LLC	MA	65-1321064
Red Oak Counseling, Ltd.	WI	20-0785644	Talbert Medical Group, P.C.	CA	93-1172065
Redlands Family Practice Medical Group, Inc.	CA	56-2627067	TeamMD Physicians, P.C.	IA	42-1446216
Refresh Canopy Cove, Inc.	FL	82-3603285	The Everett Clinic, PLLC	WA	91-0214500
Refresh Centers, Inc.	IN	30-0358493	The Evergreen Clinic, PLLC	WA	91-1882555
Refresh Connecticut LLC	CT	84-2663780	The Polyclinic, PLLC	WA	91-0369070
Refresh Evolve, LLC	WI	83-4507157	The Potter's House Family & Children Treatment Center, LLC	GA	20-8357849
Refresh In-Home Counseling LLC	IL	82-5351068	The Tabor Therapy Group, Inc.	IL	46-5461304
Refresh Midwest Operations, S.C.	WI	47-5082677	Triangle Counseling Agency, Inc.	NC	26-2552129
Refresh Pennsylvania, LLC	PA	84-1756547	USMD Diagnostic Services, LLC	TX	27-2803133
Reliant Medical Group The Endoscopy Center, LLC	MA	20-5251393	USMD Hospital at Arlington, L.P.	TX	73-1662763
Reliant Medical Group, Inc.	MA	04-2472266	USMD Hospital at Fort Worth, L.P.	TX	20-3571243
Riverside Community Healthplan Medical Group, Inc.	CA	33-0055097	USMD of Arlington GP, L.L.C.	TX	73-1662757
Riverside Electronic Healthcare Resources, Inc.	CA	20-3420379	Vitucci, LCSW, P.C.	IL	85-1453387
Riverside Pediatric Group, P.C.	NJ	22-3624559	Waypoint Minnesota PC	MN	46-2854394
Robert B. McBeath, M.D. II, P.C.	NV	86-0857176	WellMed Florida Medicare ACO, LLC	TX	84-2233329
Robert B. McBeath, M.D. III, P.C.	NV	46-2662506	WellMed Florida Services, PLLC	TX	45-2158334
Robert B. McBeath, M.D., Professional Corporation	NV	88-0310956	WellMed Greater Texas Medicare ACO, LLC	TX	84-2178104
Saad A. Shakir, M.D., Inc.	CA	77-0398259	WellMed Medical Group, P.A.	TX	74-2574229
San Bernardino Medical Group, Inc.	CA	--	WellMed Network of Florida, Inc.	TX	35-2314192
Sanvello Behavioral Health Services of Michigan, P.C.	DE	85-1941832	WellMed Networks - DFW, Inc.	TX	41-2250215

SCHEDULE Y – INFORMATION CONCERNING ACTIVITIES OF INSURER MEMBERS OF A HOLDING COMPANY GROUP

PART 1 – ORGANIZATIONAL CHART

Professionally Owned Entities

Entity Name	Juris.	Federal Tax ID
WellMed Networks, Inc.	TX	74-2889447
WellMed of Las Cruces, Inc.	TX	92-0183013
WellMed Tampa/Orlando Medicare ACO, LLC	TX	84-2193803
WellMed Texas Medicare ACO, LLC	TX	84-2219968
XLHome Michigan, P.C.	MI	46-3537245
XLHome Northeast, P.C.	NJ	45-5530241
XLHome Oklahoma, Inc.	OK	46-2931689
XLHome, P.C.	MD	27-3543997

SCHEDULE Y – INFORMATION CONCERNING ACTIVITIES OF INSURER MEMBERS OF A HOLDING COMPANY GROUP

PART 1 – ORGANIZATIONAL CHART

Organizational Chart Footnotes

- (1) Entity is owned in full or in part by a UnitedHealth Group Incorporated friendly physician.
- (2) Control of the Foundation is based on sole membership, not the ownership of voting securities.
- (3) The remaining percentage is owned either by a non-affiliated entity, outside investor(s), current/former company officer(s), or third party shareholder(s).
- (4) The minority percentage is owned by one or more affiliated UnitedHealth Group Incorporated subsidiaries. Voting rights do vary.
- (5) No information of the other shareholder(s) has been provided
- (6) General partnership interests are held by United HealthCare Services, Inc. (89.77%) and by UnitedHealthcare, Inc. (10.23%). United HealthCare Services, Inc. also holds 100% of the limited partnership interests. When combining general and limited partner interests, United HealthCare Services, Inc. owns 94.18% and UnitedHealthcare, Inc. owns 5.83%.
- (7) Branch offices in Iraq and Uganda.
- (8) H&W Indemnity (SPC), Ltd. is an exempted segregated portfolio company organized under the laws of the Cayman Islands and holds a Cayman insurance license.
- (9) Registered as a foreign shareholder in Brazil.
- (10) Registered in Nova Scotia and Newfoundland & Labrador.
- (11) Polar II Fundo de Investimento em Participações is a Brazilian private equity investment fund incorporated in the form of a closed-end condominium.
- (12) N/A
- (13) Entity has a representative office in Beijing, China.
- (14) Registered in the Dubai Silicon Oasis free zone.
- (15) Registered branch in the UK.
- (16) Registered in the Dubai Healthcare City free zone.
- (17) Entity is not directly owned by the parent. However, the parent does have a viable economic interest as well as control over the entity through contractual agreements.
- (18) Entity has a branch office in the United Kingdom.

STATEMENT AS OF MARCH 31, 2022 OF THE UnitedHealthcare Plan of the River Valley, Inc.

SCHEDULE Y
PART 1A - DETAIL OF INSURANCE HOLDING COMPANY SYSTEM

1	2	3	4	5	6	7	8	9	10	11	12	13	14	15	16
Group Code	Group Name	NAIC Company Code	ID Number	Federal RSSD	CIK	Name of Securities Exchange if Publicly Traded (U.S. or International)	Names of Parent, Subsidiaries Or Affiliates	Domiciliary Location	Relationship to Reporting Entity	Directly Controlled by (Name of Entity/Person)	Type of Control (Ownership, Board, Management, Attorney-in-Fact, Influence, Other)	If Control is Ownership Provide Percentage	Ultimate Controlling Entity(ies)/Person(s)	Is an SCA Filing Required? (Yes/No)	*
		.00000	98-1308130				1070715 B.C. Unlimited Liability Company	.CAN	NIA	OptumRx Group Holdings, Inc.	Ownership	100.000	UnitedHealth Group Incorporated	.NO	
		.00000	20-2904092				1st Avenue Pharmacy, Inc.	.VA	NIA	Genoa Healthcare LLC	Ownership	100.000	UnitedHealth Group Incorporated	.NO	
		.00000	27-2624551				310 Canyon Medical, LLC	.CA	NIA	Monarch Management Services, Inc.	Ownership	100.000	UnitedHealth Group Incorporated	.NO	
		.00000	45-2402948				4C Medical Group, PLC	.AZ	NIA	Greater Phoenix Collaborative Care, P.C.	Ownership	100.000	UnitedHealth Group Incorporated	.NO	1
		.00000	84-1900997				4C MSO LLC	.DE	NIA	Collaborative Care Holdings, LLC	Ownership	70.000	UnitedHealth Group Incorporated	.NO	
		.00000	35-2607738				5995 Minnetonka, LLC	.DE	NIA	UnitedHealthcare Insurance Company	Ownership	100.000	UnitedHealth Group Incorporated	.NO	
		.00000	41-2174802				A Better Way Therapy, L.L.C.	.NE	NIA	Refresh Mental Health, Inc.	Ownership	100.000	UnitedHealth Group Incorporated	.NO	
		.00000	22-3149900				A.G. Dikengil, Inc.	.NJ	NIA	Riverside Pediatric Group, P.C.	Ownership	100.000	UnitedHealth Group Incorporated	.NO	1
		.00000					A+ Learning and Development Centers LLC	.OH	NIA	OhioSolutions.org LLC	Ownership	100.000	UnitedHealth Group Incorporated	.NO	
		.00000	27-0515438				ABCO International Holdings, LLC	.DE	NIA	The Advisory Board Company	Ownership	100.000	UnitedHealth Group Incorporated	.NO	
		.00000	85-4328419				AbleTo Behavioral Health Services of Michigan, P.C.	.MI	NIA	Physician(s) Owned	Influence	0.000	UnitedHealth Group Incorporated	.NO	1
		.00000	85-4306375				AbleTo Behavioral Health Services of New Jersey, P.C.	.NJ	NIA	Physician(s) Owned	Influence	0.000	UnitedHealth Group Incorporated	.NO	1
		.00000	47-5519672				AbleTo Behavioral Health Services, P.C.	.CT	NIA	Physician(s) Owned	Influence	0.000	UnitedHealth Group Incorporated	.NO	1
		.00000	85-0739865				AbleTo Licensed Clinical Social Worker Services, P.C.	.CA	NIA	Physician(s) Owned	Influence	0.000	UnitedHealth Group Incorporated	.NO	1
		.00000	46-2468224				AbleTo, Inc.	.DE	NIA	Avery Parent Holdings, Inc.	Ownership	100.000	UnitedHealth Group Incorporated	.NO	
		.00000	26-3329157				Accurate Rx Pharmacy Consulting, LLC	.MO	NIA	Diplomat Pharmacy, Inc.	Ownership	100.000	UnitedHealth Group Incorporated	.NO	
		.00000	41-1913523				ACN Group of California, Inc.	.NY	NIA	OptumHealth Care Solutions, LLC	Ownership	100.000	UnitedHealth Group Incorporated	.NO	
		.00000	27-0015861				ACN Group of California, Inc.	.CA	IA	OptumHealth Care Solutions, LLC	Ownership	100.000	UnitedHealth Group Incorporated	.NO	
		.00000	98-1446128				Administradora Clínica La Colina S.A.S.	.COL	NIA	Banmedica Internacional SpA	Ownership	50.000	UnitedHealth Group Incorporated	.NO	
		.00000	98-1446128				Administradora Clínica La Colina S.A.S.	.COL	NIA	CDC Holdings Colombia S.A.S.	Ownership	50.000	UnitedHealth Group Incorporated	.NO	
		.00000	98-1446125				Administradora Country S.A.S.	.COL	NIA	Banmedica Internacional SpA	Ownership	50.000	UnitedHealth Group Incorporated	.NO	
		.00000	98-1446125				Administradora Country S.A.S.	.COL	NIA	CDC Holdings Colombia S.A.S.	Ownership	50.000	UnitedHealth Group Incorporated	.NO	
		.00000	98-1451601				Administradora Médica Centromed S.A.	.CHL	NIA	Vida Integra S.p.A.	Ownership	76.750	UnitedHealth Group Incorporated	.NO	
		.00000	20-1310827				Advanced Surgery Center of Clifton, LLC	.NJ	NIA	SCA Clifton, LLC	Ownership	74.100	UnitedHealth Group Incorporated	.NO	
		.00000	47-5144859				Advanced Surgical Center, LLC	.TX	NIA	SCA Duncanville Holdings, LLC	Ownership	51.000	UnitedHealth Group Incorporated	.NO	
		.00000	26-4093335				Advanced Surgical Hospital, LLC	.PA	NIA	SCA Southwestern PA, LLC	Ownership	50.452	UnitedHealth Group Incorporated	.NO	
		.00000	26-3209183				Advanced Therapy Associates, LLC	.OK	NIA	Refresh Mental Health, Inc.	Ownership	100.000	UnitedHealth Group Incorporated	.NO	
		.00000	47-5337115				Advocate Condell Ambulatory Surgery Center, LLC	.IL	NIA	Advocate-SCA Partners, LLC	Ownership	51.000	UnitedHealth Group Incorporated	.NO	
		.00000	36-4437931				Advocate Southwest Ambulatory Surgery Center, LLC	.IL	NIA	Advocate-SCA Partners, LLC	Ownership	71.000	UnitedHealth Group Incorporated	.NO	
		.00000	47-4012497				Advocate-SCA Partners, LLC	.DE	NIA	SCA-Illinois, LLC	Ownership	51.000	UnitedHealth Group Incorporated	.NO	
		.00000	46-1494814				Affirmations Psychological Services, LLC	.OH	NIA	Refresh Mental Health, Inc.	Ownership	100.000	UnitedHealth Group Incorporated	.NO	
		.00000	45-471713				AHN Accountable Care Organization, LLC	.IN	NIA	American Health Network of Indiana, LLC	Ownership	100.000	UnitedHealth Group Incorporated	.NO	1
		.00000	35-2109566				AHN Central Services, LLC	.IN	NIA	AHN Target Holdings, LLC	Ownership	100.000	UnitedHealth Group Incorporated	.NO	
		.00000	35-2582899				AHN Target Holdings, LLC	.DE	NIA	Collaborative Care Holdings, LLC	Ownership	80.100	UnitedHealth Group Incorporated	.NO	
		.00000	36-5011892				Aircraft Flight Specialists LLC	.DE	NIA	United HealthCare Services, Inc.	Ownership	100.000	UnitedHealth Group Incorporated	.NO	
		.00000	46-3477124				Aleph Psychological Services Inc.	.CA	NIA	Physician(s) Owned	Influence	0.000	UnitedHealth Group Incorporated	.NO	1
		.00000	98-1447435				Alliansalud Entidad Promotora de Salud S.A.	.COL	NIA	Banmedica S.A.	Ownership	76.290	UnitedHealth Group Incorporated	.NO	
		.00000	98-1447435				Alliansalud Entidad Promotora de Salud S.A.	.COL	NIA	Constructora Inmobiliaria Magapoq S.A.	Ownership	0.000	UnitedHealth Group Incorporated	.NO	
.0707	UnitedHealth Group Incorporated	.82406	35-1665915				All Savers Insurance Company	.IN	IA	Golden Rule Financial Corporation	Ownership	100.000	UnitedHealth Group Incorporated	.NO	
		.73130	35-1744596				All Savers Life Insurance Company of California	.CA	IA	Golden Rule Financial Corporation	Ownership	100.000	UnitedHealth Group Incorporated	.NO	
.0707	UnitedHealth Group Incorporated	.00000	27-1367127				Alliance Surgical Center, LLC	.FL	NIA	SCA-Alliance, LLC	Ownership	51.000	UnitedHealth Group Incorporated	.NO	
		.00000	27-1367127				Alliance Surgical Center, LLC	.FL	NIA	Endoscopy Center Affiliates, Inc.	Ownership	3.500	UnitedHealth Group Incorporated	.NO	
		.00000	87-2158427				Allina Health Heart and Vascular Surgery Center, LLC	.MN	NIA	WestHealth JV Holdings, LLC	Ownership	100.000	UnitedHealth Group Incorporated	.NO	2
		.00000	87-1746250				Allina Health Surgery Center-Brooklyn Park, LLC	.MN	NIA	WestHealth JV Holdings, LLC	Ownership	51.000	UnitedHealth Group Incorporated	.NO	2
		.00000	63-1231942				Aloha Surgical Center, LLC	.TN	NIA	Surgery Center of Maui, LLC	Ownership	66.000	UnitedHealth Group Incorporated	.NO	
		.00000	65-1095227				Ambient Healthcare, Inc.	.FL	NIA	Ambient Holdings, Inc.	Ownership	100.000	UnitedHealth Group Incorporated	.NO	

STATEMENT AS OF MARCH 31, 2022 OF THE UnitedHealthcare Plan of the River Valley, Inc.

SCHEDULE Y
PART 1A - DETAIL OF INSURANCE HOLDING COMPANY SYSTEM

1	2	3	4	5	6	7	8	9	10	11	12	13	14	15	16
Group Code	Group Name	NAIC Company Code	ID Number	Federal RSSD	CIK	Name of Securities Exchange if Publicly Traded (U.S. or International)	Names of Parent, Subsidiaries Or Affiliates	Domi-ciliary Location	Relation-ship to Reporting Entity	Directly Controlled by (Name of Entity/Person)	Type of Control (Ownership, Board, Management, Attorney-in-Fact, Influence, Other)	If Control is Ownership Provide Percentage	Ultimate Controlling Entity(ies)/Person(s)	Is an SCA Filing Re-quired? (Yes/No)	*
		.0000	45-2161438				Ambient Holdings, Inc.	DE	NIA	Optum Infusion Services 500, Inc.	Ownership	100.000	UnitedHealth Group Incorporated	NO	
		.0000	45-4770582				American Health Network of Indiana Care Organization, LLC	IN	NIA	AHN Target Holdings, LLC	Ownership	100.000	UnitedHealth Group Incorporated	NO	
		.0000	35-1930805				American Health Network of Indiana II, LLC	IN	NIA	AHN Target Holdings, LLC	Ownership	100.000	UnitedHealth Group Incorporated	NO	
		.0000	35-2108729				American Health Network of Indiana, LLC	IN	NIA	Physician(s) Owned	Influence	0.000	UnitedHealth Group Incorporated	NO	1
		.0000	85-2849994				American Health Network of Kentucky, LLC	KY	NIA	AHN Target Holdings, LLC	Ownership	100.000	UnitedHealth Group Incorporated	NO	
		.0000	45-4132160				American Health Network of Ohio Care Organization, LLC	OH	NIA	AHN Target Holdings, LLC	Ownership	100.000	UnitedHealth Group Incorporated	NO	
		.0000	31-1424956				American Health Network of Ohio II, LLC	OH	NIA	AHN Target Holdings, LLC	Ownership	100.000	UnitedHealth Group Incorporated	NO	
		.0000	31-1424957				American Health Network of Ohio, LLC	OH	NIA	AHN Target Holdings, LLC	Ownership	100.000	UnitedHealth Group Incorporated	NO	
		.0000	54-1743136				AmeriChoice Corporation	DE	NIA	UnitedHealth Group Incorporated	Ownership	100.000	UnitedHealth Group Incorporated	NO	
.0707	UnitedHealth Group Incorporated	.95497	22-3368602				AmeriChoice of New Jersey, Inc.	NJ	IA	AmeriChoice Corporation	Ownership	100.000	UnitedHealth Group Incorporated	NO	
		.0000	98-1108620				Amico Saúde Ltda.	BRA	NIA	Santa Helena Assistência Médica S.A.	Ownership	99.277	UnitedHealth Group Incorporated	NO	
		.0000	98-1108620				Amico Saúde Ltda.	BRA	NIA	Cemed Care – Empresa de Atendimento Clínico Geral Ltda.	Ownership	0.723	UnitedHealth Group Incorporated	NO	
		.0000					Amil Assistência Médica Internacional S.A.	BRA	NIA	Polar II Fundo de Investimento em Participações Multiestratégia	Ownership	100.000	UnitedHealth Group Incorporated	NO	
		.0000	98-1138212				AMIL International S.á.r.l.	LUX	NIA	Amil Assistência Médica Internacional S.A.	Ownership	100.000	UnitedHealth Group Incorporated	NO	
		.0000	98-1454564				Análisis Clínicos ML S.A.C.	PER	NIA	Pacífico S.A. Entidad Prestadora de Salud	Ownership	100.000	UnitedHealth Group Incorporated	NO	
		.0000					Angiografia e Hemodinâmica Madre Theodora Ltda.	BRA	NIA	Esho – Empresa de Serviços Hospitalares S.A.	Ownership	51.000	UnitedHealth Group Incorporated	NO	
		.0000	82-5124069				Anne Arundel-SCA Holdings, LLC	MD	NIA	SCA-Anne Arundel, LLC	Ownership	33.340	UnitedHealth Group Incorporated	NO	2
		.0000	82-4763728				Anne Arundel-SCA Surgicenter, LLC	MD	NIA	Anne Arundel-SCA Holdings, LLC	Ownership	62.260	UnitedHealth Group Incorporated	NO	2
		.0000	36-4210293				Antelope Valley Surgery Center, L.P.	CA	NIA	NSC Lancaster, LLC	Ownership	90.494	UnitedHealth Group Incorporated	NO	
		.0000	26-3913051				Apothecary Holdings, Inc.	DE	NIA	OptumRx Holdings, LLC	Ownership	100.000	UnitedHealth Group Incorporated	NO	
		.0000	14-1890491				AppleCare Hospitalists Medical Group, Inc.	CA	NIA	Physician(s) Owned	Influence	0.000	UnitedHealth Group Incorporated	NO	1
		.0000	45-2852872				AppleCare Medical ACO, LLC	CA	NIA	AppleCare Medical Group, Inc.	Ownership	100.000	UnitedHealth Group Incorporated	NO	1
		.0000	33-0845269				AppleCare Medical Group St. Francis, Inc.	CA	NIA	Physician(s) Owned	Influence	0.000	UnitedHealth Group Incorporated	NO	1
		.0000	33-0898174				AppleCare Medical Group, Inc.	CA	NIA	Physician(s) Owned	Influence	0.000	UnitedHealth Group Incorporated	NO	1
		.0000	27-2068687				AppleCare Medical Management, LLC	DE	NIA	Collaborative Care Holdings, LLC	Ownership	100.000	UnitedHealth Group Incorporated	NO	
		.0000					APS – Assistência Personalizada à Saúde Ltda.	BRA	NIA	Amil Assistência Médica Internacional S.A.	Ownership	100.000	UnitedHealth Group Incorporated	NO	
		.0000	98-1399975				Aquitania Chilean Holding SpA	CHL	NIA	Bordeaux UK Holdings II Limited	Ownership	100.000	UnitedHealth Group Incorporated	NO	
		.0000	87-2065975				Arcadia JV Holdings, LLC	DE	NIA	Surgicenters of Southern California, Inc.	Ownership	51.000	UnitedHealth Group Incorporated	NO	
		.0000	75-2285078				Arcadia Outpatient Surgery Center, L.P.	CA	NIA	Arcadia JV Holdings, LLC	Ownership	51.000	UnitedHealth Group Incorporated	NO	2
		.0000	75-2285078				Arcadia Outpatient Surgery Center, L.P.	CA	NIA	Surgicenters of Southern California, Inc.	Ownership	24.500	UnitedHealth Group Incorporated	NO	2
		.0000	86-3124559				ArchWell Health MSO, LLC	DE	NIA	ArchWell Health, LLC	Ownership	100.000	UnitedHealth Group Incorporated	NO	
		.0000	86-3278602				ArchWell Health Professional Services Holding Co.	DE	NIA	Physician(s) Owned	Influence	0.000	UnitedHealth Group Incorporated	NO	1
		.0000	86-3152173				ArchWell Health Professional Services of Alabama, LLC	AL	NIA	ArchWell Health Professional Services Holding Co.	Ownership	100.000	UnitedHealth Group Incorporated	NO	1
		.0000	87-2986923				Archwell Health Professional Services of Arizona, LLC	AZ	NIA	ArchWell Health Professional Services Holding Co.	Ownership	100.000	UnitedHealth Group Incorporated	NO	1
		.0000	86-3241870				Archwell Health Professional Services of Kansas, P.A.	KS	NIA	Physician(s) Owned	Influence	0.000	UnitedHealth Group Incorporated	NO	1
		.0000	87-3065955				Archwell Health Professional Services of Nebraska, LLC	NE	NIA	ArchWell Health Professional Services Holding Co.	Ownership	100.000	UnitedHealth Group Incorporated	NO	1
		.0000	86-3222071				ArchWell Health Professional Services of North Carolina, P.C.	NC	NIA	Physician(s) Owned	Influence	0.000	UnitedHealth Group Incorporated	NO	1
		.0000	86-3190019				ArchWell Health Professional Services of Oklahoma, LLC	OK	NIA	ArchWell Health Professional Services Holding Co.	Ownership	100.000	UnitedHealth Group Incorporated	NO	1
		.0000	85-0496329				ArchWell Health, LLC	DE	NIA	Optum Growth Partners, LLC	Ownership	99.600	UnitedHealth Group Incorporated	NO	
		.0000	46-4843100				Arise Physician Group	TX	NIA	SCA Austin Holdings, LLC	Ownership	100.000	UnitedHealth Group Incorporated	NO	

STATEMENT AS OF MARCH 31, 2022 OF THE UnitedHealthcare Plan of the River Valley, Inc.

SCHEDULE Y
PART 1A - DETAIL OF INSURANCE HOLDING COMPANY SYSTEM

1	2	3	4	5	6	7	8	9	10	11	12	13	14	15	16
Group Code	Group Name	NAIC Company Code	ID Number	Federal RSSD	CIK	Name of Securities Exchange if Publicly Traded (U.S. or International)	Names of Parent, Subsidiaries Or Affiliates	Domi-ciliary Location	Relation-ship to Reporting Entity	Directly Controlled by (Name of Entity/Person)	Type of Control (Ownership, Board, Management, Attorney-in-Fact, Influence, Other)	If Control is Ownership Provide Percentage	Ultimate Controlling Entity(ies)/Person(s)	Is an SCA Filing Re-quired? (Yes/No)	*
		.00000	86-0813232				Arizona Physicians IPA, Inc.	AZ	IA	UnitedHealthcare, Inc.	Ownership	100.000	UnitedHealth Group Incorporated	.NO.	
		.00000	75-2055800				Arlington Surgery Center, LLC	TX	NIA	Surgical Care Affiliates, LLC	Influence	0.000	UnitedHealth Group Incorporated	.NO.	
		.00000	33-0658815				ARTA Western California, Inc.	CA	NIA	Physician(s) Owned	Influence	0.000	UnitedHealth Group Incorporated	.NO.	1
		.00000	46-3907136				ASC Holdings of New Jersey, LLC	NJ	NIA	SC Affiliates, LLC	Ownership	80.410	UnitedHealth Group Incorporated	.NO.	
		.00000	95-4348431				ASC Network, LLC	DE	NIA	Surgical Care Affiliates, LLC	Ownership	100.000	UnitedHealth Group Incorporated	.NO.	
		.00000	04-3403101				Aspectus, Inc.	MA	NIA	Reliant Medical Group, Inc.	Ownership	100.000	UnitedHealth Group Incorporated	.NO.	1
		.00000					Associação Lusíadas Knowledge Center – Health Education and Research	PRT	NIA	Clínica Médico Cirúrgica de Santa Tecla, S.A.	Ownership	25.000	UnitedHealth Group Incorporated	.NO.	
		.00000					Associação Lusíadas Knowledge Center – Health Education and Research	PRT	NIA	CLISA – Clínica de Santo António, S.A.	Ownership	25.000	UnitedHealth Group Incorporated	.NO.	
		.00000					Associação Lusíadas Knowledge Center – Health Education and Research	PRT	NIA	Lusíadas, SGPS, S.A.	Ownership	25.000	UnitedHealth Group Incorporated	.NO.	
		.00000					Associação Lusíadas Knowledge Center – Health Education and Research	PRT	NIA	Lusíadas, S.A.	Ownership	25.000	UnitedHealth Group Incorporated	.NO.	
		.00000	87-1477698				ASV-HOPCo-SCA Cornerstone, LLC	FL	NIA	PPH Holdings, LLC	Ownership	100.000	UnitedHealth Group Incorporated	.NO.	
		.00000	87-3912899				ASV-HOPCo-SCA Florida, LLC	FL	NIA	SCA-First Coast, LLC	Ownership	39.220	UnitedHealth Group Incorporated	.NO.	2
		.00000	47-0990056				Audax Health Solutions, LLC	DE	NIA	Rally Health, Inc.	Ownership	100.000	UnitedHealth Group Incorporated	.NO.	
		.00000	87-1746405				Aventura Medical Tower Surgery Center, LLC	FL	NIA	SC Affiliates, LLC	Ownership	100.000	UnitedHealth Group Incorporated	.NO.	
		.00000	84-5191428				Avery Parent Holdings, Inc.	DE	NIA	OptumHealth Holdings, LLC	Ownership	80.216	UnitedHealth Group Incorporated	.NO.	
		.00000	20-4057813				Aveta Inc.	DE	NIA	Collaborative Care Holdings, LLC	Ownership	100.000	UnitedHealth Group Incorporated	.NO.	
		.00000	30-0842394				AxelaCare Intermediate Holdings, LLC	DE	NIA	OptumRx, Inc.	Ownership	100.000	UnitedHealth Group Incorporated	.NO.	
		.00000	61-1708598				AxelaCare, LLC	DE	NIA	AxelaCare Intermediate Holdings, LLC	Ownership	100.000	UnitedHealth Group Incorporated	.NO.	
		.00000	72-1097827				B.R.A.S.S. Partnership in Commendam	LA	NIA	Surgery Center Holding, LLC	Ownership	61.190	UnitedHealth Group Incorporated	.NO.	
		.00000	98-1462787				Banmédica Colombia S.A.S.	COL	NIA	Banmédica Internacional SpA	Ownership	100.000	UnitedHealth Group Incorporated	.NO.	
		.00000	98-1444151				Banmédica Internacional SpA	CHL	NIA	Saden S.A.	Ownership	1.000	UnitedHealth Group Incorporated	.NO.	
		.00000	98-1444151				Banmédica Internacional SpA	CHL	NIA	Banmédica S.A.	Ownership	99.000	UnitedHealth Group Incorporated	.NO.	
		.00000	98-1444127				Banmédica S.A.	CHL	NIA	Bordeaux Holding SpA	Ownership	99.390	UnitedHealth Group Incorporated	.NO.	
		.00000	47-2083076				Beach Surgical Holdings II, LLC	CA	NIA	SCA Surgicare of Laguna Hills, LLC	Ownership	49.000	UnitedHealth Group Incorporated	.NO.	2
		.00000	47-4504390				Beach Surgical Holdings III, LLC	CA	NIA	Surgicare of La Veta, Inc.	Ownership	61.730	UnitedHealth Group Incorporated	.NO.	
		.00000	37-1708521				Beach Surgical Holdings LLC	CA	NIA	SCA Surgicare of Laguna Hills, LLC	Ownership	49.000	UnitedHealth Group Incorporated	.NO.	2
		.00000	33-0645967				Beaver Medical Group, P.C.	CA	NIA	MH Physician Three Holdco, a Medical Corporation	Ownership	100.000	UnitedHealth Group Incorporated	.NO.	1
		.00000	88-0267857				Behavioral Healthcare Options, Inc.	NV	NIA	Sierra Health Services, Inc.	Ownership	100.000	UnitedHealth Group Incorporated	.NO.	
		.00000	04-3316367				Behavioral Solutions, P.C.	MA	NIA	Physician(s) Owned	Influence	0.000	UnitedHealth Group Incorporated	.NO.	1
		.00000	42-1485537				Benefit Administration for the Self Employed, L.L.C.	IA	NIA	HealthMarkets, LLC	Ownership	100.000	UnitedHealth Group Incorporated	.NO.	
		.00000	46-1134506				Benefitter Insurance Solutions, Inc.	DE	NIA	HealthMarkets Insurance Agency, Inc.	Ownership	100.000	UnitedHealth Group Incorporated	.NO.	
		.00000	22-2848531				Bergen-Passaic Cataract Laser and Surgery Center, LLC	DE	NIA	Virtua-SCA Holdings, LLC	Ownership	56.131	UnitedHealth Group Incorporated	.NO.	2
		.00000	47-4349079				Better Health Value Network, LLC	WA	NIA	Physician(s) Owned	Influence	0.000	UnitedHealth Group Incorporated	.NO.	1
		.00000	22-3858211				Bexar Imaging Center, LLC	TX	NIA	WellMed Networks, Inc.	Ownership	100.000	UnitedHealth Group Incorporated	.NO.	1
		.00000					Bind LH Holdings, Inc.	DE	NIA	United HealthCare Services, Inc.	Ownership	100.000	UnitedHealth Group Incorporated	.NO.	
		.00000					Bind Re, Inc.	AZ	NIA	Bind Benefits, Inc.	Ownership	100.000	UnitedHealth Group Incorporated	.NO.	
		.00000	63-0984076				Birmingham Outpatient Surgery Center, Ltd.	AL	NIA	Birmingham Outpatient Surgical Center, LLC	Ownership	30.678	UnitedHealth Group Incorporated	.NO.	2
		.00000	63-0847380				Birmingham Outpatient Surgical Center, LLC	DE	NIA	Surgery Center Holding, LLC	Ownership	100.000	UnitedHealth Group Incorporated	.NO.	
		.00000	47-4758895				Bloomfield ASC, LLC	CT	NIA	SCA Bloomfield Holdings, LLC	Ownership	49.000	UnitedHealth Group Incorporated	.NO.	2
		.00000	62-1530122				Blue Ridge Day Surgery Center, L.P.	TN	NIA	Blue Ridge GP, LLC	Ownership	35.635	UnitedHealth Group Incorporated	.NO.	2
		.00000	27-2241593				Blue Ridge GP, LLC	NC	NIA	SCA-Blue Ridge, LLC	Ownership	100.000	UnitedHealth Group Incorporated	.NO.	
		.00000	65-0241934				Boca Raton Outpatient Surgery & Laser Center, LTD.	FL	NIA	Surgery Center of Boca Raton, Inc.	Ownership	24.000	UnitedHealth Group Incorporated	.NO.	2
		.00000	46-4213826				Body Image Therapy Center Intensive LLC	MD	NIA	Refresh Mental Health, Inc.	Ownership	100.000	UnitedHealth Group Incorporated	.NO.	
		.00000	98-1396690				Bordeaux (Barbados) Holdings I, SRL	BRB	NIA	FrontierMEDEX US, Inc.	Ownership	100.000	UnitedHealth Group Incorporated	.NO.	
		.00000	98-1396559				Bordeaux (Barbados) Holdings II, SRL	BRB	NIA	Bordeaux (Barbados) Holdings I, SRL	Ownership	100.000	UnitedHealth Group Incorporated	.NO.	

STATEMENT AS OF MARCH 31, 2022 OF THE UnitedHealthcare Plan of the River Valley, Inc.

SCHEDULE Y
PART 1A - DETAIL OF INSURANCE HOLDING COMPANY SYSTEM

1	2	3	4	5	6	7	8	9	10	11	12	13	14	15	16
Group Code	Group Name	NAIC Company Code	ID Number	Federal RSSD	CIK	Name of Securities Exchange if Publicly Traded (U.S. or International)	Names of Parent, Subsidiaries Or Affiliates	Domi-ciliary Location	Relation-ship to Reporting Entity	Directly Controlled by (Name of Entity/Person)	Type of Control (Ownership, Board, Management, Attorney-in-Fact, Influence, Other)	If Control is Ownership Provide Percentage	Ultimate Controlling Entity(ies)/Person(s)	Is an SCA Filing Re-quired? (Yes/No)	*
		.0000	98-1403634				Bordeaux (Barbados) Holdings III, S.r.l.	.BRB	NIA	UHG Holdings UK IV Limited	Ownership	100.000	UnitedHealth Group Incorporated	.NO.	
		.0000	98-1398490				Bordeaux Holding SpA	.CHL	NIA	Aquitania Chilean Holding SpA	Ownership	100.000	UnitedHealth Group Incorporated	.NO.	
		.0000	82-3147824				Bordeaux International Holdings, Inc.	.DE	NIA	UnitedHealth Group Incorporated	Ownership	100.000	UnitedHealth Group Incorporated	.NO.	
		.0000	98-1390574				Bordeaux UK Holdings I Limited	.GBR	NIA	FrontierMEDX US, Inc.	Ownership	96.705	UnitedHealth Group Incorporated	.NO.	
		.0000	98-1390574				Bordeaux UK Holdings I Limited	.GBR	NIA	Bordeaux International Holdings, Inc.	Ownership	3.295	UnitedHealth Group Incorporated	.NO.	
		.0000	98-1391914				Bordeaux UK Holdings II Limited	.GBR	NIA	Bordeaux UK Holdings I Limited	Ownership	100.000	UnitedHealth Group Incorporated	.NO.	
		.0000	98-1389224				Bordeaux UK Holdings III Limited	.GBR	NIA	Bordeaux UK Holdings II Limited	Ownership	100.000	UnitedHealth Group Incorporated	.NO.	
		.0000	98-1112673				Bosque Medical Center Ltda.	.BRA	NIA	Esho – Empresa de Serviços Hospitalares S.A.	Ownership	16.911	UnitedHealth Group Incorporated	.NO.	
		.0000	98-1112673				Bosque Medical Center Ltda.	.BRA	NIA	Anil Assistência Médica Internacional S.A.	Ownership	83.089	UnitedHealth Group Incorporated	.NO.	
		.0000	20-2387834				Brandon Ambulatory Surgery Center, LC	.FL	NIA	SCA-Brandon, LLC	Ownership	95.880	UnitedHealth Group Incorporated	.NO.	
		.0000	20-2387834				Brandon Ambulatory Surgery Center, LC	.FL	NIA	SC Affiliates, LLC	Ownership	3.120	UnitedHealth Group Incorporated	.NO.	
		.0000	20-2387834				Brandon Ambulatory Surgery Center, LC	.FL	NIA	Endoscopy Center Affiliates, Inc.	Ownership	1.000	UnitedHealth Group Incorporated	.NO.	
		.0000	90-0884047				BriovaRx Infusion Services 102, LLC	.DE	NIA	Optum Infusion Services 500, Inc.	Ownership	100.000	UnitedHealth Group Incorporated	.NO.	
		.0000	11-3647935				BriovaRx of Florida, Inc.	.DE	NIA	OptumRx PBM of Illinois, Inc.	Ownership	100.000	UnitedHealth Group Incorporated	.NO.	
		.0000	01-0516051				BriovaRx of Maine, Inc.	.ME	NIA	OptumRx PBM of Illinois, Inc.	Ownership	100.000	UnitedHealth Group Incorporated	.NO.	
		.0000	27-3331130				BriovaRx of Massachusetts, LLC	.MA	NIA	OptumRx PBM of Illinois, Inc.	Ownership	100.000	UnitedHealth Group Incorporated	.NO.	
		.0000	47-4278378				Cabin Enterprises, LLC	.DE	NIA	Cabin Holdings, LLC	Ownership	100.000	UnitedHealth Group Incorporated	.NO.	
		.0000	47-4264867				Cabin Holdings, LLC	.DE	NIA	United HealthCare Services, Inc.	Ownership	100.000	UnitedHealth Group Incorporated	.NO.	
		.0000	20-1711131				California Medical Group Insurance Company, Risk Retention Group	.AZ	NIA	OptumCare Management, LLC	Ownership	67.010	UnitedHealth Group Incorporated	.NO.	
		.0000	81-0881243				California Spring Holdings, PC	.CA	NIA	Physician(s) Owned	Influence	0.000	UnitedHealth Group Incorporated	.NO.	.1
		.0000	52-1597478				Camp Hill Ambulatory Centers	.PA	NIA	Endoscopy Center Affiliates, Inc.	Ownership	1.000	UnitedHealth Group Incorporated	.NO.	.2
		.0000	52-1597478				Camp Hill Ambulatory Centers	.PA	NIA	Camp Hill-SCA Centers, LLC	Ownership	99.000	UnitedHealth Group Incorporated	.NO.	.2
		.0000	52-1597484				Camp Hill-SCA Centers, LLC	.DE	NIA	SC Affiliates, LLC	Ownership	100.000	UnitedHealth Group Incorporated	.NO.	
		.0000	27-3955254				Capital City Medical Group, L.L.C.	.LA	NIA	UnitedHealthcare, Inc.	Ownership	100.000	UnitedHealth Group Incorporated	.NO.	
		.0000	47-1130641				Carbondale Counseling Associates LLC	.IL	NIA	Physician(s) Owned	Influence	0.000	UnitedHealth Group Incorporated	.NO.	.1
		.0000					Cardinal Holding Company, LLC	.DE	NIA	Collaborative Care Holdings, LLC	Ownership	100.000	UnitedHealth Group Incorporated	.NO.	
.0707	UnitedHealth Group Incorporated	.12558	45-4976934				Care Improvement Plus of Texas Insurance Company	.TX	.IA	XLHealth Corporation	Ownership	100.000	UnitedHealth Group Incorporated	.NO.	
.0707	UnitedHealth Group Incorporated	.12567	20-3888112				Care Improvement Plus South Central Insurance Company	.AR	.IA	XLHealth Corporation	Ownership	100.000	UnitedHealth Group Incorporated	.NO.	
.0707	UnitedHealth Group Incorporated	.14041	27-5038136				Care Improvement Plus Wisconsin Insurance Company	.WI	.IA	XLHealth Corporation	Ownership	100.000	UnitedHealth Group Incorporated	.NO.	
		.0000	83-0585009				Care Logistics, LLC	.DE	NIA	Penzo Enterprises, LLC	Ownership	100.000	UnitedHealth Group Incorporated	.NO.	
		.0000					CareMount Dental Member, LLC	.DE	NIA	CareMount Health Solutions, LLC	Ownership	100.000	UnitedHealth Group Incorporated	.NO.	
		.0000					CareMount Health Solutions ACO, LLC	.NY	NIA	CareMount Medical, P.C.	Ownership	100.000	UnitedHealth Group Incorporated	.NO.	.1
		.0000	83-3555743				CareMount Health Solutions Employer, LLC	.DE	NIA	CareMount Health Solutions, LLC	Ownership	99.000	UnitedHealth Group Incorporated	.NO.	
		.0000	83-3555743				CareMount Health Solutions Employer, LLC	.DE	NIA	CareMount Holding, LLC	Ownership	1.000	UnitedHealth Group Incorporated	.NO.	
		.0000	38-4103290				CareMount Health Solutions, LLC	.DE	NIA	Cardinal Holding Company, LLC	Ownership	63.680	UnitedHealth Group Incorporated	.NO.	
		.0000	38-4103290				CareMount Health Solutions, LLC	.DE	NIA	Collaborative Care Holdings, LLC	Ownership	16.320	UnitedHealth Group Incorporated	.NO.	
		.0000	82-1419537				CareMount Holding, LLC	.NY	NIA	CareMount Health Solutions, LLC	Ownership	100.000	UnitedHealth Group Incorporated	.NO.	
		.0000	13-3544120				CareMount Medical, P.C.	.NY	NIA	Physician(s) Owned	Influence	0.000	UnitedHealth Group Incorporated	.NO.	.1
		.0000					CareMount Value Partners IPA, LLC	.NY	NIA	CareMount Health Solutions, LLC	Ownership	100.000	UnitedHealth Group Incorporated	.NO.	
		.0000	56-1780933				Carolina Behavioral Care, P.A.	.NC	NIA	Physician(s) Owned	Influence	0.000	UnitedHealth Group Incorporated	.NO.	.1
		.0000	52-2072546				Carroll Counseling Center LLC	.MD	NIA	Physician(s) Owned	Influence	0.000	UnitedHealth Group Incorporated	.NO.	.1
		.0000	98-1328471				Casa de Saúde Santa Therezinha Ltda.	.BRA	NIA	Hospital Alvorada Taguatinga Ltda.	Ownership	100.000	UnitedHealth Group Incorporated	.NO.	
		.0000	98-1328471				Casa de Saúde Santa Therezinha Ltda.	.BRA	NIA	Esho – Empresa de Serviços Hospitalares S.A.	Ownership	0.000	UnitedHealth Group Incorporated	.NO.	
		.0000	82-5207935				Castle Rock SurgiCenter, LLC	.CO	NIA	SCA-Castle Rock, LLC	Ownership	51.000	UnitedHealth Group Incorporated	.NO.	
		.0000	82-5207935				Castle Rock SurgiCenter, LLC	.CO	NIA	SC Affiliates, LLC	Ownership	2.000	UnitedHealth Group Incorporated	.NO.	
		.0000	20-5807941				Catalyst360, LLC	.DE	NIA	Optum Services, Inc.	Ownership	100.000	UnitedHealth Group Incorporated	.NO.	

STATEMENT AS OF MARCH 31, 2022 OF THE UnitedHealthcare Plan of the River Valley, Inc.

SCHEDULE Y
PART 1A - DETAIL OF INSURANCE HOLDING COMPANY SYSTEM

1	2	3	4	5	6	7	8	9	10	11	12	13	14	15	16
Group Code	Group Name	NAIC Company Code	ID Number	Federal RSSD	CIK	Name of Securities Exchange if Publicly Traded (U.S. or International)	Names of Parent, Subsidiaries Or Affiliates	Domi-ciliary Location	Relation-ship to Reporting Entity	Directly Controlled by (Name of Entity/Person)	Type of Control (Ownership, Board, Management, Attorney-in-Fact, Influence, Other)	If Control is Ownership Provide Percentage	Ultimate Controlling Entity(ies)/Person(s)	Is an SCA Filing Re-quired? (Yes/No)	*
		.00000	98-1325466				Catamaran 2 Unlimited Company	.IRL	.NIA	UnitedHealthcare International VIII S.à r.l.	Ownership	100.000	UnitedHealth Group Incorporated	.NO	
		.00000					Catamaran Finance (Ireland) Unlimited Company	.IRL	.NIA	Catamaran S.à.r.l.	Ownership	100.000	UnitedHealth Group Incorporated	.NO	
		.00000	98-1069737				Catamaran S.à.r.l.	.LUX	.NIA	UnitedHealthcare International II S.à r.l.	Ownership	100.000	UnitedHealth Group Incorporated	.NO	
		.00000	82-1715584				CCEC Anesthesia Management, LLC	.TX	.NIA	Corpus Christi Endoscopy Center, L.L.P.	Ownership	100.000	UnitedHealth Group Incorporated	.NO	.2
		.00000	27-2533497				CDC Holdings Colombia S.A.S.	.COL	.NIA	Bordeaux UK Holdings II Limited	Ownership	100.000	UnitedHealth Group Incorporated	.NO	
		.00000	85-3868373				Cedar Park JV Partners, LLC	.TX	.NIA	SCA Cedar Park Holdings, LLC	Ownership	43.700	UnitedHealth Group Incorporated	.NO	.2
		.00000	27-2533497				Cedar Park Surgery Center, LLC	.TX	.NIA	SCA Cedar Park Holdings, LLC	Ownership	19.660	UnitedHealth Group Incorporated	.NO	.2
		.00000	27-2533497				Cedar Park Surgery Center, LLC	.TX	.NIA	Cedar Park JV Partners, LLC	Ownership	35.500	UnitedHealth Group Incorporated	.NO	.2
		.00000	98-1111491				Cemed Care – Empresa de Atendimento Clínico Geral Ltda.	.BRA	.NIA	Esho – Empresa de Serviços Hospitalares S.A.	Ownership	0.000	UnitedHealth Group Incorporated	.NO	
		.00000	98-1111491				Cemed Care – Empresa de Atendimento Clínico Geral Ltda.	.BRA	.NIA	Amil Assistência Médica Internacional S.A.	Ownership	100.000	UnitedHealth Group Incorporated	.NO	
		.00000					Center for Quality Improvement, LLC	.DE	.NIA	OptumRx Holdings, LLC	Ownership	100.000	UnitedHealth Group Incorporated	.NO	
		.00000	85-3324771				Center for Restorative Surgery at Maple Grove, LLC	.MN	.NIA	SCA Maple Grove Holdings, LLC	Ownership	52.023	UnitedHealth Group Incorporated	.NO	.2
		.00000	33-0483510				Centers for Family Medicine, GP	.CA	.NIA	MH Physician Three Holdco, a Medical Corporation	Ownership	99.000	UnitedHealth Group Incorporated	.NO	.1
		.00000	45-4131797				Central Indiana Care Organization, LLC	.IN	.NIA	AHN Target Holdings, LLC	Ownership	100.000	UnitedHealth Group Incorporated	.NO	
		.00000	45-5600514				Central Ohio Care Organization, LLC	.OH	.NIA	AHN Target Holdings, LLC	Ownership	100.000	UnitedHealth Group Incorporated	.NO	
		.00000					CentriHealth Corporation	.DE	.NIA	UnitedHealth Group Incorporated	Ownership	100.000	UnitedHealth Group Incorporated	.NO	
		.00000					CentriHealth Corporation	.CAN	.NIA	CentriHealth, LLC	Ownership	100.000	UnitedHealth Group Incorporated	.NO	
		.00000					Centro de Entrenamiento Capacitación en Reanimación SpA	.CHL	.NIA	CentriHealth, LLC	Ownership	100.000	UnitedHealth Group Incorporated	.NO	
		.00000					Centro de Entrenamiento Capacitación en Reanimación SpA	.CHL	.NIA	Servicios Integrados de Salud Ltda.	Ownership	1.000	UnitedHealth Group Incorporated	.NO	
		.00000					Centro de Servicios Compartidos Banmédica SpA	.CHL	.NIA	Clínica Dávila y Servicios Médicos S.p.A.	Ownership	99.000	UnitedHealth Group Incorporated	.NO	
		.00000	98-1450490				Centro de Servicios Compartidos Banmédica SpA	.CHL	.NIA	Banmédica S.A.	Ownership	99.900	UnitedHealth Group Incorporated	.NO	
		.00000	98-1450490				Centro de Servicios Compartidos Banmédica SpA	.CHL	.NIA	Constructora Inmobiliaria Magapoq S.A.	Ownership	0.100	UnitedHealth Group Incorporated	.NO	
		.00000					Centro Médico Hospitalar Pitangueiras Ltda.	.BRA	.NIA	Hospital Alvorada Taguatinga Ltda.	Ownership	0.000	UnitedHealth Group Incorporated	.NO	
		.00000					Centro Médico Hospitalar Pitangueiras Ltda.	.BRA	.NIA	Esho – Empresa de Serviços Hospitalares S.A.	Ownership	100.000	UnitedHealth Group Incorporated	.NO	
		.00000	98-1457197				Centro Odontológico Americano S.A.C.	.PER	.NIA	Pacifico S.A. Entidad Prestadora de Salud	Ownership	80.000	UnitedHealth Group Incorporated	.NO	
		.00000	98-1451635				Centromed Quilpué S.A.	.CHL	.NIA	Administradora Médica Centromed S.A.	Ownership	93.450	UnitedHealth Group Incorporated	.NO	
		.00000					Centros Médicos y Dentales Multimed Ltda.	.CHL	.NIA	Omesa SpA	Ownership	99.990	UnitedHealth Group Incorporated	.NO	
		.00000					Centros Médicos y Dentales Multimed Ltda.	.CHL	.NIA	Clínica Dávila y Servicios Médicos S.p.A.	Ownership	0.010	UnitedHealth Group Incorporated	.NO	
.0707	UnitedHealth Group Incorporated	.42765	42-1194107				Centurion Casualty Company	.NE	.IA	Specialty Benefits, LLC	Ownership	100.000	UnitedHealth Group Incorporated	.NO	
		.00000	46-1454664				Channel Islands Surgicenter Properties, LLC	.DE	.NIA	SCA Holding Company, Inc.	Ownership	62.743	UnitedHealth Group Incorporated	.NO	
		.00000	58-1709761				Charleston Surgery Center Limited Partnership	.SC	.NIA	SCA-Charleston, LLC	Ownership	25.056	UnitedHealth Group Incorporated	.NO	.2
		.00000	56-1449531				Charlotte Surgery Center, LLC	.NC	.NIA	Charlotte-SC, LLC	Ownership	16.279	UnitedHealth Group Incorporated	.NO	.2
		.00000	56-1449532				Charlotte Surgery Properties, LTD.	.NC	.NIA	SC Affiliates, LLC	Ownership	4.000	UnitedHealth Group Incorporated	.NO	.2
		.00000	56-1449532				Charlotte Surgery Properties, LTD.	.NC	.NIA	SCA-Mecklenburg Development Corp.	Ownership	14.000	UnitedHealth Group Incorporated	.NO	.2
		.00000	62-1262567				Charlotte-SC, LLC	.DE	.NIA	SC Affiliates, LLC	Ownership	100.000	UnitedHealth Group Incorporated	.NO	
		.00000	82-4075002				Chatham Orthopaedic ASC, LLC	.GA	.NIA	SCA-Chatham, LLC	Ownership	15.000	UnitedHealth Group Incorporated	.NO	.2
		.00000	26-2389638				Childrens Surgery Center LLC	.FL	.NIA	SCA-Central Florida, LLC	Ownership	51.000	UnitedHealth Group Incorporated	.NO	
		.00000	26-2389638				Childrens Surgery Center LLC	.FL	.NIA	SC Affiliates, LLC	Ownership	1.057	UnitedHealth Group Incorporated	.NO	
		.00000	87-2440218				Cielo House, Inc.	.CA	.NIA	Physician(s) Owned	Influence	0.000	UnitedHealth Group Incorporated	.NO	.1
		.00000	62-1510209				Citrus Regional Surgery Center, L.P.	.TN	.NIA	SCA-Citrus, Inc.	Ownership	57.000	UnitedHealth Group Incorporated	.NO	
		.00000	27-0204579				Claims Management Systems, Inc.	.FL	.NIA	Solstice Benefits, Inc.	Ownership	100.000	UnitedHealth Group Incorporated	.NO	
		.00000	20-3742012				Cleburne Surgical Center, LLC	.TX	.NIA	Surgical Care Affiliates, LLC	Influence	0.000	UnitedHealth Group Incorporated	.NO	

STATEMENT AS OF MARCH 31, 2022 OF THE UnitedHealthcare Plan of the River Valley, Inc.

SCHEDULE Y
PART 1A - DETAIL OF INSURANCE HOLDING COMPANY SYSTEM

1	2	3	4	5	6	7	8	9	10	11	12	13	14	15	16
Group Code	Group Name	NAIC Company Code	ID Number	Federal RSSD	CIK	Name of Securities Exchange if Publicly Traded (U.S. or International)	Names of Parent, Subsidiaries Or Affiliates	Domi-ciliary Location	Relation-ship to Reporting Entity	Directly Controlled by (Name of Entity/Person)	Type of Control (Ownership, Board, Management, Attorney-in-Fact, Influence, Other)	If Control is Ownership Provide Percentage	Ultimate Controlling Entity(ies)/Person(s)	Is an SCA Filing Re-quired? (Yes/No)	*
		.0000	98-1459640				Clínica Alameda SpA	.CHL	NIA	Vida Integra S.p.A.	Ownership	99.800	UnitedHealth Group Incorporated	NO	
		.0000	98-1459640				Clínica Alameda SpA	.CHL	NIA	Saden S.A.	Ownership	0.200	UnitedHealth Group Incorporated	NO	
		.0000	98-1443171				Clínica Bio Bio SpA	.CHL	NIA	Banmedica S.A.	Ownership	0.000	UnitedHealth Group Incorporated	NO	
		.0000	98-1443171				Clínica Bio Bio SpA	.CHL	NIA	Inversiones Clínicas Santa María SpA	Ownership	100.000	UnitedHealth Group Incorporated	NO	
		.0000	98-1442191				Clínica Ciudad del Mar S.A.	.CHL	NIA	Inversiones Clínicas Santa María SpA	Ownership	100.000	UnitedHealth Group Incorporated	NO	
		.0000	98-1442191				Clínica Ciudad del Mar S.A.	.CHL	NIA	Banmedica S.A.	Ownership	0.000	UnitedHealth Group Incorporated	NO	
		.0000	98-1446132				Clínica Dávila y Servicios Médicos S.p.A.	.CHL	NIA	Clínica Santa María S.p.A.	Ownership	0.002	UnitedHealth Group Incorporated	NO	
		.0000	98-1446132				Clínica Dávila y Servicios Médicos S.p.A.	.CHL	NIA	Banmedica S.A.	Ownership	99.998	UnitedHealth Group Incorporated	NO	
		.0000					Clínica del Country S.A.S.	.COL	NIA	Banmedica Internacional SpA	Ownership	50.000	UnitedHealth Group Incorporated	NO	
		.0000					Clínica del Country S.A.S.	.COL	NIA	CDC Holdings Colombia S.A.S.	Ownership	50.000	UnitedHealth Group Incorporated	NO	
		.0000	98-1350667				Clínica Médico Cirúrgica de Santa Tecla, S.A.	.PRT	NIA	Lusidadas, SGPS, S.A.	Ownership	96.330	UnitedHealth Group Incorporated	NO	
		.0000	98-1462343				Clínica San Felipe S.A.	.PER	NIA	Pacifico S.A. Entidad Prestadora de Salud	Ownership	93.740	UnitedHealth Group Incorporated	NO	
		.0000	98-1455936				Clínica Sánchez Ferrer S.A.	.PER	NIA	Pacifico S.A. Entidad Prestadora de Salud	Ownership	100.000	UnitedHealth Group Incorporated	NO	
		.0000	98-1442754				Clínica Santa María S.p.A.	.CHL	NIA	Banmedica S.A.	Ownership	99.510	UnitedHealth Group Incorporated	NO	
		.0000	98-1442745				Clínica Vespuccio S.A.	.CHL	NIA	Banmedica S.A.	Ownership	0.000	UnitedHealth Group Incorporated	NO	
		.0000	98-1442745				Clínica Vespuccio S.A.	.CHL	NIA	Inversiones Clínicas Santa María SpA	Ownership	100.000	UnitedHealth Group Incorporated	NO	
		.0000	46-2879718				Clínical Partners of Colorado Springs, LLC	.CO	NIA	OptumCare Colorado, LLC	Ownership	50.000	UnitedHealth Group Incorporated	NO	
		.0000	20-2236024				Clinton Partners, LLC	.MI	NIA	HFHS-SCA Holdings, LLC	Ownership	51.000	UnitedHealth Group Incorporated	NO	2
		.0000	98-1350671				CLISA – Clínica de Santo António, S.A.	.PRT	NIA	Lusidadas, SGPS, S.A.	Ownership	90.000	UnitedHealth Group Incorporated	NO	
							CMO – Centro Médico de Oftalmologia S/S Ltda.			Lotten-Eyes Oftalmologia Clinica e Cirurgica Ltda.	Ownership	1.000	UnitedHealth Group Incorporated	NO	
		.0000	98-1337968				CMO – Centro Médico de Oftalmologia S/S Ltda.	.BRA	NIA	Hospital Alvorada Taguatinga Ltda.	Ownership	99.000	UnitedHealth Group Incorporated	NO	
		.0000	98-1337968				CMO – Centro Médico de Oftalmologia S/S Ltda.	.BRA	NIA	Esho – Empresa de Serviços Hospitalares S.A.	Ownership	0.010	UnitedHealth Group Incorporated	NO	
		.0000	98-1277015				CMS – Central de Manipulação e Serviços Farmacêuticos Ltda.	.BRA	NIA	COI – Clínicas Oncológicas Integradas S.A.	Ownership	99.990	UnitedHealth Group Incorporated	NO	
		.0000	98-1277015				CMS – Central de Manipulação e Serviços Farmacêuticos Ltda.	.BRA	NIA	COI – Clínicas Oncológicas Integradas S.A.	Ownership	99.990	UnitedHealth Group Incorporated	NO	
		.0000	27-1193028				Coalition for Advanced Pharmacy Services, Inc.	.DE	NIA	OptumRx Health Solutions, LLC	Ownership	93.266	UnitedHealth Group Incorporated	NO	
		.0000	27-1193028				Coalition for Advanced Pharmacy Services, Inc.	.DE	NIA	OptumRx PBM of Maryland, LLC	Ownership	5.341	UnitedHealth Group Incorporated	NO	
		.0000	27-1193028				Coalition for Advanced Pharmacy Services, Inc.	.DE	NIA	OptumRx Home Delivery of Ohio, LLC	Ownership	0.116	UnitedHealth Group Incorporated	NO	
		.0000	27-1193028				Coalition for Advanced Pharmacy Services, Inc.	.DE	NIA	Optum Hospice Pharmacy Services, LLC	Ownership	1.277	UnitedHealth Group Incorporated	NO	
		.0000	54-1565761				Coastal Counseling Center, Inc.	.VA	NIA	Refresh Mental Health, Inc.	Ownership	100.000	UnitedHealth Group Incorporated	NO	
		.0000	98-1444067				Cobranzas Banmedica SpA	.CHL	NIA	Banmedica S.A.	Ownership	100.000	UnitedHealth Group Incorporated	NO	
		.0000	98-1444067				Cobranzas Banmedica SpA	.CHL	NIA	Saden S.A.	Ownership	0.000	UnitedHealth Group Incorporated	NO	
		.0000	20-3056794				Cognitive-Behavioral Therapy Center of Western North Carolina, P.A.	.NC	NIA	Physician(s) Owned	Influence	0.000	UnitedHealth Group Incorporated	NO	1
		.0000	98-1276040				COI – Clínicas Oncológicas Integradas S.A.	.BRA	NIA	Esho – Empresa de Serviços Hospitalares S.A.	Ownership	100.000	UnitedHealth Group Incorporated	NO	
		.0000	27-2337616				Collaborative Care Holdings, LLC	.DE	NIA	OptumHealth Holdings, LLC	Ownership	100.000	UnitedHealth Group Incorporated	NO	
		.0000	27-2337487				Collaborative Care Services, Inc.	.DE	NIA	Collaborative Care Holdings, LLC	Ownership	100.000	UnitedHealth Group Incorporated	NO	
		.0000	45-2614005				Collaborative Realty, LLC	.NY	NIA	Collaborative Care Holdings, LLC	Ownership	100.000	UnitedHealth Group Incorporated	NO	
		.0000					Colmedica Medicina Prepagada S.A.	.COL	NIA	Banmedica S.A.	Ownership	76.270	UnitedHealth Group Incorporated	NO	
		.0000					Colmedica Medicina Prepagada S.A.	.COL	NIA	Constructora Inmobiliaria Magapoo S.A.	Ownership	0.000	UnitedHealth Group Incorporated	NO	
		.0000	83-1529015				Colonial Outpatient Surgery Center, LLC	.FL	NIA	SC Affiliates, LLC	Ownership	14.000	UnitedHealth Group Incorporated	NO	
		.0000	83-1529015				Colonial Outpatient Surgery Center, LLC	.FL	NIA	SCA-Colonial Partners, LLC	Ownership	51.000	UnitedHealth Group Incorporated	NO	
		.0000					Colorado Innovative Physician Solutions, Inc.	.CO	NIA	OptumCare Colorado, LLC	Ownership	100.000	UnitedHealth Group Incorporated	NO	
		.0000	37-1636677				Colorado Springs Surgery Center, Ltd.	.CO	NIA	SCA-Colorado Springs, LLC	Ownership	95.000	UnitedHealth Group Incorporated	NO	
		.0000	84-1160450				Colorado Springs Surgery Center, Ltd.	.CO	NIA	SCA-Colorado Springs, LLC	Ownership	95.000	UnitedHealth Group Incorporated	NO	
		.0000	52-2052733				Columbia Counseling Center P.A.	.MD	NIA	Physician(s) Owned	Influence	0.000	UnitedHealth Group Incorporated	NO	1

STATEMENT AS OF MARCH 31, 2022 OF THE UnitedHealthcare Plan of the River Valley, Inc.

SCHEDULE Y
PART 1A - DETAIL OF INSURANCE HOLDING COMPANY SYSTEM

1	2	3	4	5	6	7	8	9	10	11	12	13	14	15	16
Group Code	Group Name	NAIC Company Code	ID Number	Federal RSSD	CIK	Name of Securities Exchange if Publicly Traded (U.S. or International)	Names of Parent, Subsidiaries Or Affiliates	Domiciliary Location	Relationship to Reporting Entity	Directly Controlled by (Name of Entity/Person)	Type of Control (Ownership, Board, Management, Attorney-in-Fact, Influence, Other)	If Control is Ownership Provide Percentage	Ultimate Controlling Entity(ies)/Person(s)	Is an SCA Filing Required? (Yes/No)	*
		.0000	11-3647007				Comfort Care Transportation, LLC	TX	NIA	WellMed Medical Management, Inc.	Ownership	100.000	UnitedHealth Group Incorporated	NO	
		.0000	32-0551188				Connect Medical, P.C.	NY	NIA	Physician(s) Owned	Influence	0.000	UnitedHealth Group Incorporated	NO	1
		.0000	06-1592173				Connecticut Surgery Center, Limited Partnership	CT	NIA	Connecticut Surgical Center, LLC	Ownership	51.000	UnitedHealth Group Incorporated	NO	
		.0000	06-1592173				Connecticut Surgery Center, Limited Partnership	CT	NIA	Surgical Care Affiliates, LLC	Ownership	11.500	UnitedHealth Group Incorporated	NO	
		.0000	26-1313646				Connecticut Surgery Properties, LLC	DE	NIA	SC Affiliates, LLC	Ownership	100.000	UnitedHealth Group Incorporated	NO	
		.0000	06-1156342				Connecticut Surgical Center, LLC	DE	NIA	Surgical Care Affiliates, LLC	Ownership	62.745	UnitedHealth Group Incorporated	NO	
		.0000	46-0891463				ConnectYourCare, Inc.	DE	NIA	Optum Financial, Inc.	Ownership	100.000	UnitedHealth Group Incorporated	NO	
		.0000	26-1274092				ConnectYourCare, LLC	MD	NIA	ConnectYourCare, Inc.	Ownership	100.000	UnitedHealth Group Incorporated	NO	
		.0000	98-1448720				Constructora Inmobiliaria Magapoq S.A.	CHL	NIA	Banmedica S.A.	Ownership	99.900	UnitedHealth Group Incorporated	NO	
		.0000	98-1448720				Constructora Inmobiliaria Magapoq S.A.	CHL	NIA	Inmobiliaria Apoquindo 3600 Ltda.	Ownership	0.100	UnitedHealth Group Incorporated	NO	
		.0000	20-0231080				Consumer Wellness Solutions, Inc.	DE	NIA	Optum Services, Inc.	Ownership	100.000	UnitedHealth Group Incorporated	NO	
		.0000	83-2599969				Cornell Surgicenter, LLC	OR	NIA	Providence & SCA Off-Campus Holdings, LLC	Ownership	58.344	UnitedHealth Group Incorporated	NO	2
		.0000	87-1134519				Cornerstone Surgery Center, LLC	FL	NIA	SC Affiliates, LLC	Ownership	100.000	UnitedHealth Group Incorporated	NO	
		.0000	20-2595593				Corpus Christi Endoscopy Center, L.L.P.	TX	NIA	SCA Pacific Holdings, Inc.	Ownership	18.500	UnitedHealth Group Incorporated	NO	2
		.0000	52-2176762				Country Scan Ltda.	COL	NIA	Patrimonio Autónomo Nueva Clínica	Ownership	51.800	UnitedHealth Group Incorporated	NO	
		.0000	26-0080565				Curaspan Health Group, Inc.	DE	NIA	naviHealth, Inc.	Ownership	100.000	UnitedHealth Group Incorporated	NO	
		.0000	63-1263704				Cypress Care, Inc.	DE	NIA	Healthcare Solutions, Inc.	Ownership	100.000	UnitedHealth Group Incorporated	NO	
		.0000	63-1263704				Danbury Surgical Center, L.P.	GA	NIA	SCA Danbury Surgical Center, LLC	Ownership	50.419	UnitedHealth Group Incorporated	NO	
		.0000	41-1879063				Danbury Surgical Center, L.P.	GA	NIA	SunSurgery, LLC	Ownership	2.828	UnitedHealth Group Incorporated	NO	
		.0000	81-5101448				David C. Anderholm, M.D., P.A.	MN	NIA	Physician(s) Owned	Influence	0.000	UnitedHealth Group Incorporated	NO	1
		.0000	45-2380022				David Moen, M.D. P.C.	NY	NIA	Physician(s) Owned	Influence	0.000	UnitedHealth Group Incorporated	NO	1
		.0000	11-2811353				David R. Ferrell, M.D., P.C.	NV	NIA	Physician(s) Owned	Influence	0.000	UnitedHealth Group Incorporated	NO	1
		.0000	75-2790863				Day-Op Center Of Long Island Inc.	NY	NIA	Physician(s) Owned	Influence	0.000	UnitedHealth Group Incorporated	NO	1
		.0000	83-1396214				Day-Op Surgery Consulting Company, LLC	DE	NIA	ProHEALTH Medical Management, LLC	Ownership	100.000	UnitedHealth Group Incorporated	NO	
		.0000	52-1811176				Daybreak Real Estate, LLC	TN	NIA	Refresh Mental Health, Inc.	Ownership	100.000	UnitedHealth Group Incorporated	NO	
		.0000	47-3322541				DBP Services of New York IPA, Inc.	NY	NIA	Dental Benefit Providers, Inc.	Ownership	100.000	UnitedHealth Group Incorporated	NO	
		.0000	52-1452809				DBT and EMDR Specialists, P.A.	MN	NIA	Physician(s) Owned	Influence	0.000	UnitedHealth Group Incorporated	NO	1
		.0000	36-4008355				Dental Benefit Providers of California, Inc.	CA	IA	Dental Benefit Providers, Inc.	Ownership	100.000	UnitedHealth Group Incorporated	NO	
.0707	UnitedHealth Group Incorporated	.52053	41-2014834				Dental Benefit Providers of Illinois, Inc.	IL	IA	Dental Benefit Providers, Inc.	Ownership	100.000	UnitedHealth Group Incorporated	NO	
		.0000	47-0926556				Dental Benefit Providers, Inc.	DE	NIA	United HealthCare Services, Inc.	Ownership	100.000	UnitedHealth Group Incorporated	NO	
		.0000	82-1436601				Denton Endoscopy Surgery Center, LLC	TX	NIA	Surgical Care Affiliates, LLC	Influence	0.000	UnitedHealth Group Incorporated	NO	
		.0000	98-1460401				Denton Surgery Center, LLC	TX	NIA	Surgical Care Affiliates, LLC	Influence	0.000	UnitedHealth Group Incorporated	NO	
		.0000	98-1460347				Derry Surgical Center, LLC	NH	NIA	SCA-Derry, LLC	Ownership	72.000	UnitedHealth Group Incorporated	NO	
		.0000	98-1460347				Diagnóstico Ecotomográfico Centromed Ltda.	CHL	NIA	Administradora Médica Centromed S.A.	Ownership	50.000	UnitedHealth Group Incorporated	NO	
		.0000	33-0292435				Dianóstico por Imágenes Centromed Ltda.	CHL	NIA	Administradora Médica Centromed S.A.	Ownership	93.340	UnitedHealth Group Incorporated	NO	
		.0000	98-1460347				Dianóstico por Imágenes Centromed Ltda.	CHL	NIA	Centromed Quipué S.A.	Ownership	6.660	UnitedHealth Group Incorporated	NO	
		.0000	98-1285762				Digestive Disease Center, L.P.	CA	NIA	Beach Surgical Holdings LLC	Ownership	51.000	UnitedHealth Group Incorporated	NO	2
		.0000	27-4022876				Dilab Medicina Nuclear Ltda.	BRA	NIA	Esho - Empresa de Serviços Hospitalares S.A.	Ownership	100.000	UnitedHealth Group Incorporated	NO	
		.0000	38-3453193				Diplomat Blocker, LLC	DE	NIA	Diplomat Pharmacy, Inc.	Ownership	100.000	UnitedHealth Group Incorporated	NO	
		.0000	38-2063100				Diplomat Corporate Properties, LLC	MI	NIA	Diplomat Pharmacy, Inc.	Ownership	100.000	UnitedHealth Group Incorporated	NO	
		.0000	20-8576702				Diplomat Pharmacy, Inc.	MI	NIA	OptumRx Holdings, LLC	Ownership	100.000	UnitedHealth Group Incorporated	NO	
		.0000	20-3855530				Diplomat Specialty Pharmacy Great Lakes Distribution Center, LLC	MI	NIA	Diplomat Pharmacy, Inc.	Ownership	100.000	UnitedHealth Group Incorporated	NO	
		.0000	26-0146551				Diplomat Specialty Pharmacy of Chicago, LLC	MI	NIA	Diplomat Pharmacy, Inc.	Ownership	100.000	UnitedHealth Group Incorporated	NO	
		.0000	45-3329728				Diplomat Specialty Pharmacy of Ft. Lauderdale, LLC	MI	NIA	Diplomat Pharmacy, Inc.	Ownership	100.000	UnitedHealth Group Incorporated	NO	
		.0000	30-0238641				Discovery Counseling & Consulting, LLC	VA	NIA	Refresh Mental Health, Inc.	Ownership	100.000	UnitedHealth Group Incorporated	NO	
		.0000	47-2415159				Distance Learning Network, Inc.	DE	NIA	OptumHealth Holdings, LLC	Ownership	100.000	UnitedHealth Group Incorporated	NO	
		.0000					divvyMED, LLC	DE	NIA	Penzo Enterprises, LLC	Ownership	100.000	UnitedHealth Group Incorporated	NO	
		.0000					DocASAP India Technologies Private Limited	IND	NIA	UnitedHealth International, Inc.	Ownership	0.092	UnitedHealth Group Incorporated	NO	

STATEMENT AS OF MARCH 31, 2022 OF THE UnitedHealthcare Plan of the River Valley, Inc.

SCHEDULE Y
PART 1A - DETAIL OF INSURANCE HOLDING COMPANY SYSTEM

1	2	3	4	5	6	7	8	9	10	11	12	13	14	15	16
Group Code	Group Name	NAIC Company Code	ID Number	Federal RSSD	CIK	Name of Securities Exchange if Publicly Traded (U.S. or International)	Names of Parent, Subsidiaries Or Affiliates	Domi-ciliary Location	Relation-ship to Reporting Entity	Directly Controlled by (Name of Entity/Person)	Type of Control (Ownership, Board, Management, Attorney-in-Fact, Influence, Other)	If Control is Ownership Provide Percentage	Ultimate Controlling Entity(ies)/Person(s)	Is an SCA Filing Re-quired? (Yes/No)	*
		.00000					DocASAP India Technologies Private Limited	IND	NIA	Optum Global Solutions (India) Private Limited	Ownership	99.908	UnitedHealth Group Incorporated	NO	
		.00000	84-4477557				DocASAP US, LLC	DE	NIA	DocASAP, Inc.	Ownership	100.000	UnitedHealth Group Incorporated	NO	
		.00000	26-4753954				DocASAP, Inc.	DE	NIA	OptumInsight, Inc.	Ownership	100.000	UnitedHealth Group Incorporated	NO	
		.00000					Doctor + S.A.C.	PER	NIA	Pacifico S.A. Entidad Prestadora de Salud	Ownership	100.000	UnitedHealth Group Incorporated	NO	
		.00000	82-5264853				Dry Creek Surgery Center, LLC	CO	NIA	SCA-Dry Creek, LLC	Ownership	59.896	UnitedHealth Group Incorporated	NO	
		.00000	27-2176462				DSP Flint Real Estate, LLC	MI	NIA	Diplomat Pharmacy, Inc.	Ownership	100.000	UnitedHealth Group Incorporated	NO	
		.00000	27-2499399				DSP-Building C, LLC	MI	NIA	Diplomat Pharmacy, Inc.	Ownership	100.000	UnitedHealth Group Incorporated	NO	
		.00000	82-5181311				DTC Surgery Center, LLC	CO	NIA	SCA-Denver Physicians Holdings, LLC	Ownership	100.000	UnitedHealth Group Incorporated	NO	
		.00000	27-2103713				Dublin Surgery Center, LLC	OH	NIA	SCA-Dublin, LLC	Ownership	45.897	UnitedHealth Group Incorporated	NO	2
		.00000	82-0668583				Duluth Surgical Suites, LLC	MN	NIA	SCA Duluth Holdings, LLC	Ownership	42.697	UnitedHealth Group Incorporated	NO	2
		.00000	04-3106404				Durable Medical Equipment, Inc.	MA	NIA	Reliant Medical Group, Inc.	Ownership	100.000	UnitedHealth Group Incorporated	NO	1
		.00000	59-3625966				DWIC of Tampa Bay, Inc.	FL	NIA	MedExpress Development, LLC	Ownership	100.000	UnitedHealth Group Incorporated	NO	
		.00000	59-3705426				E Street Endoscopy, LLC	FL	NIA	West Coast Endoscopy Holdings, LLC	Ownership	51.000	UnitedHealth Group Incorporated	NO	
		.00000	95-4660712				Ear Professionals International Corporation	DE	NIA	Specialty Benefits, LLC	Ownership	100.000	UnitedHealth Group Incorporated	NO	
		.00000	02-0593133				East Brunswick Surgery Center, LLC	NJ	NIA	ASC Holdings of New Jersey, LLC	Ownership	51.000	UnitedHealth Group Incorporated	NO	
		.00000	02-0593133				East Brunswick Surgery Center, LLC	NJ	NIA	Endoscopy Center Affiliates, Inc.	Ownership	32.000	UnitedHealth Group Incorporated	NO	
		.00000	71-0923682				eCode Solutions, LLC	DE	NIA	Surgical Care Affiliates, LLC	Ownership	100.000	UnitedHealth Group Incorporated	NO	
		.00000	61-0981240				Edelson & Associates, PSC	KY	NIA	Refresh Kentucky, PLLC	Ownership	100.000	UnitedHealth Group Incorporated	NO	
		.00000	84-1162764				Electronic Network Systems, Inc.	DE	NIA	Optum360 Solutions, LLC	Ownership	100.000	UnitedHealth Group Incorporated	NO	
		.00000	47-3861802				Elite Focus Clinic, Inc., a Professional Corporation	CA	NIA	Physician(s) Owned	Influence	0.000	UnitedHealth Group Incorporated	NO	1
		.00000	98-1339173				Etual Participações S.A.	BRA	NIA	Esho – Empresa de Serviços Hospitalares S.A.	Ownership	39.996	UnitedHealth Group Incorporated	NO	
		.00000	98-1339173				Elual Participações S.A.	BRA	NIA	Anil Assistência Médica Internacional S.A.	Ownership	60.004	UnitedHealth Group Incorporated	NO	
		.00000					EM Orange Tree LLC	CA	NIA	EPIC Management Services, LLC	Ownership	100.000	UnitedHealth Group Incorporated	NO	
		.00000	87-1240516				Emisar Pharma Services LLC	DE	NIA	Optum Pharma Services Holdings, Inc.	Ownership	100.000	UnitedHealth Group Incorporated	NO	
		.00000	26-2195068				Empire Physician Management Company, LLC	CA	NIA	North American Medical Management California, Inc.	Ownership	100.000	UnitedHealth Group Incorporated	NO	
		.00000	33-0181426				Empire Physicians' Medical Group, Inc.	CA	NIA	NAMM Medical Group Holdings, Inc.	Ownership	100.000	UnitedHealth Group Incorporated	NO	1
		.00000					Empremédica S. A.	PER	NIA	Banmédica S.A.	Ownership	100.000	UnitedHealth Group Incorporated	NO	
		.00000	77-0317478				Endoscopy Center Affiliates, Inc.	DE	NIA	National Surgery Centers, LLC	Ownership	100.000	UnitedHealth Group Incorporated	NO	
.0707	UnitedHealth Group Incorporated	.89087	75-1617708				Enterprise Life Insurance Company	TX	IA	Freedom Life Insurance Company of America	Ownership	100.000	UnitedHealth Group Incorporated	NO	
		.00000					EP Campus I, LLC	DE	NIA	UnitedHealthcare Insurance Company	Ownership	100.000	UnitedHealth Group Incorporated	NO	
		.00000	27-2767291				EPIC Health Plan	CA	NIA	EPIC Management Services, LLC	Ownership	100.000	UnitedHealth Group Incorporated	NO	
		.00000	33-0654147				EPIC Management Services, LLC	DE	NIA	Colaborative Care Holdings, LLC	Ownership	100.000	UnitedHealth Group Incorporated	NO	
		.00000	81-0732646				Equian Parent Corp.	DE	NIA	OptumInsight, Inc.	Ownership	100.000	UnitedHealth Group Incorporated	NO	
		.00000	27-0083277				Equian, LLC	IN	NIA	Equian Parent Corp.	Ownership	100.000	UnitedHealth Group Incorporated	NO	
		.00000					Esho – Empresa de Serviços Hospitalares S.A.	BRA	NIA	Anil Assistência Médica Internacional S.A.	Ownership	99.741	UnitedHealth Group Incorporated	NO	
		.00000	83-2740282				Eugene Center of Anxiety and Stress, LLC	OR	NIA	Physician(s) Owned	Influence	0.000	UnitedHealth Group Incorporated	NO	1
		.00000	90-0624377				Eugene Therapy, LLC	OR	NIA	Physician(s) Owned	Influence	0.000	UnitedHealth Group Incorporated	NO	1
		.00000	81-1070402				Everett MSO, Inc.	WA	NIA	OptumCare Holdings, LLC	Ownership	100.000	UnitedHealth Group Incorporated	NO	
		.00000	81-1625636				Everett Physicians, Inc. P.S.	WA	NIA	Physician(s) Owned	Influence	0.000	UnitedHealth Group Incorporated	NO	1
		.00000	61-1752488				Evolve, LLC	WI	NIA	Refresh Evolve, LLC	Ownership	100.000	UnitedHealth Group Incorporated	NO	1
		.00000	77-0560460				Excel MSO, LLC	CA	NIA	Physicians Medical Group of San Jose, Inc.	Ownership	100.000	UnitedHealth Group Incorporated	NO	1
		.00000	20-0087132				Excelsior Insurance Brokerage, Inc.	DE	NIA	HealthMarkets Insurance Agency, Inc.	Ownership	100.000	UnitedHealth Group Incorporated	NO	
		.00000	11-3669765				Executive Health Resources, Inc.	PA	NIA	Optum360 Solutions, LLC	Ownership	100.000	UnitedHealth Group Incorporated	NO	
		.00000	30-0701899				Executive Surgery Center, L.L.C.	TX	NIA	SCA-Houston Executive, LLC	Ownership	54.466	UnitedHealth Group Incorporated	NO	
		.00000	98-1259260				Exploration for Mine Clearance LLC	IRQ	NIA	UnitedHealthcare Global Medical (UK) Limited	Ownership	100.000	UnitedHealth Group Incorporated	NO	

STATEMENT AS OF MARCH 31, 2022 OF THE UnitedHealthcare Plan of the River Valley, Inc.

SCHEDULE Y
PART 1A - DETAIL OF INSURANCE HOLDING COMPANY SYSTEM

1	2	3	4	5	6	7	8	9	10	11	12	13	14	15	16
Group Code	Group Name	NAIC Company Code	ID Number	Federal RSSD	CIK	Name of Securities Exchange if Publicly Traded (U.S. or International)	Names of Parent, Subsidiaries Or Affiliates	Domiciliary Location	Relationship to Reporting Entity	Directly Controlled by (Name of Entity/Person)	Type of Control (Ownership, Board, Management, Attorney-in-Fact, Influence, Other)	If Control is Ownership Provide Percentage	Ultimate Controlling Entity(ies)/Person(s)	Is an SCA Filing Required? (Yes/No)	*
		.00000					Eye Clinic Oftalmología Clínica Cirúrgica e Diagnóstico Ltda.	.BRA	NIA	Hospital Alvorada Taguatinga Ltda.	Ownership	100.000	UnitedHealth Group Incorporated	.NO	
		.00000	27-0927202				Eye Specialists Surgery Centers LLC	.IN	NIA	SCA AHN JV Holdings, LLC	Ownership	51.000	UnitedHealth Group Incorporated	.NO	
		.00000	46-3765364				Fairhaven Holdings, LLC	.TN	NIA	Refresh Mental Health, Inc.	Ownership	100.000	UnitedHealth Group Incorporated	.NO	
		.00000	83-0693501				Fairhaven Real Estate, LLC	.TN	NIA	Refresh Mental Health, Inc.	Ownership	100.000	UnitedHealth Group Incorporated	.NO	
		.00000	27-0820363				Family Counseling Associates of Salem Andover, LLC	.NH	NIA	Physician(s) Owned	Influence	0.000	UnitedHealth Group Incorporated	.NO	1
		.00000	88-0223385				Family Health Care Services	.NV	NIA	Sierra Health Services, Inc.	Ownership	100.000	UnitedHealth Group Incorporated	.NO	
		.00000	88-0257036				Family Home Hospice, Inc.	.NV	NIA	Sierra Health Services, Inc.	Ownership	100.000	UnitedHealth Group Incorporated	.NO	
		.00000	87-4007730				Ferrell Physician Services, P.C.	.NY	NIA	Physician(s) Owned	Influence	0.000	UnitedHealth Group Incorporated	.NO	1
		.00000	82-2929226				First Coast Orthopedic Center, LLC	.FL	NIA	ASV-HOPCo-SCA Florida, LLC	Ownership	51.000	UnitedHealth Group Incorporated	.NO	2
		.00000	85-2966587				First Family Insurance, LLC	.DE	NIA	Golden Rule Financial Corporation	Ownership	100.000	UnitedHealth Group Incorporated	.NO	
		.00000	47-2066485				First Hill Surgery Center, LLC	.WA	NIA	Physician(s) Owned	Influence	0.000	UnitedHealth Group Incorporated	.NO	1
		.00000	51-0484581				First Step Services, LLC	.NC	NIA	Physician(s) Owned	Influence	0.000	UnitedHealth Group Incorporated	.NO	1
		.00000					Flight Advisors LLC	.DE	NIA	United HealthCare Services, Inc.	Ownership	100.000	UnitedHealth Group Incorporated	.NO	
		.00000					Flight Basic Services LLC	.DE	NIA	United HealthCare Services, Inc.	Ownership	100.000	UnitedHealth Group Incorporated	.NO	
		.00000					Flight Management Specialists LLC	.DE	NIA	United HealthCare Services, Inc.	Ownership	100.000	UnitedHealth Group Incorporated	.NO	
		.00000	62-1551098				Florence Surgery Center, L.P.	.TN	NIA	SCA-Florence, LLC	Ownership	20.000	UnitedHealth Group Incorporated	.NO	2
		.00000	35-2456267				FMG Holdings, LLC	.DE	NIA	UnitedHealth Group Incorporated	Ownership	98.704	UnitedHealth Group Incorporated	.NO	
		.00000	35-2456267				FMG Holdings, LLC	.DE	NIA	Hygeia Corporation	Ownership	1.296	UnitedHealth Group Incorporated	.NO	
		.00000	86-0908902				For Health of Arizona, Inc.	.AZ	NIA	For Health, Inc.	Ownership	100.000	UnitedHealth Group Incorporated	.NO	
		.00000	33-0766617				For Health, Inc.	.DE	NIA	Inspiris, Inc.	Ownership	100.000	UnitedHealth Group Incorporated	.NO	
		.00000	77-0368346				Fort Worth Endoscopy Centers, LLC	.TX	NIA	Surgical Care Affiliates, LLC	Influence	0.000	UnitedHealth Group Incorporated	.NO	
		.00000	86-0901608				Fortified Provider Network, Inc.	.AZ	NIA	Equian Parent Corp.	Ownership	100.000	UnitedHealth Group Incorporated	.NO	
		.00000	20-4647560				Foundation Surgery Affiliate General of Huntingdon Valley, LLC	.OK	NIA	Virtua-SCA Holdings II, LLC	Ownership	54.920	UnitedHealth Group Incorporated	.NO	2
		.00000	68-0499459				Foundation Surgery Affiliate of Huntingdon Valley, L.P.	.OK	NIA	Foundation Surgery Affiliate General of Huntingdon Valley, LLC	Ownership	1.011	UnitedHealth Group Incorporated	.NO	2
		.00000	68-0499459				Foundation Surgery Affiliate of Huntingdon Valley, L.P.	.OK	NIA	Virtua-SCA Holdings II, LLC	Ownership	54.366	UnitedHealth Group Incorporated	.NO	2
.0707	UnitedHealth Group Incorporated	.62324	20-3412606				Franklin Surgical Center LLC	.NJ	NIA	SCA-Franklin, LLC	Ownership	51.332	UnitedHealth Group Incorporated	.NO	
		.00000	61-1096685				Freedom Life Insurance Company of America	.TX	.IA	USHEALTH Group, Inc.	Ownership	100.000	UnitedHealth Group Incorporated	.NO	
		.00000	82-3453993				Freeway Surgicenter of Houston, LLC	.TX	NIA	SCA-Freeway Holdings, LLC	Ownership	59.322	UnitedHealth Group Incorporated	.NO	
		.00000	98-1101521				Frontier MEDEX Limited	.IRQ	NIA	UnitedHealthcare Global Medical (UK) Limited	Ownership	100.000	UnitedHealth Group Incorporated	.NO	
		.00000	98-1172769				Frontier Medex Tanzania Limited	.TZA	NIA	UnitedHealthcare Global Medical (UK) Limited	Ownership	99.000	UnitedHealth Group Incorporated	.NO	
		.00000	98-1147103				FrontierMEDEX Kenya Limited	.KEN	NIA	UnitedHealthcare International I B.V.	Ownership	0.100	UnitedHealth Group Incorporated	.NO	
		.00000	98-1147103				FrontierMEDEX Kenya Limited	.KEN	NIA	UnitedHealthcare Global Medical (UK) Limited	Ownership	99.900	UnitedHealth Group Incorporated	.NO	
		.00000	33-1219808				FrontierMEDEX US, Inc.	.DE	NIA	UnitedHealth Group Incorporated	Ownership	75.387	UnitedHealth Group Incorporated	.NO	
		.00000	33-1219808				FrontierMEDEX US, Inc.	.DE	NIA	FMG Holdings, LLC	Ownership	24.613	UnitedHealth Group Incorporated	.NO	
		.00000	52-2230470				FrontierMEDEX, Inc.	.MN	NIA	FrontierMEDEX US, Inc.	Ownership	100.000	UnitedHealth Group Incorporated	.NO	
		.00000	63-0833765				Fundación Barmédica	.CHL	NIA	Barmédica S.A.	Ownership	100.000	UnitedHealth Group Incorporated	.NO	
		.00000	27-0556097				Gadsden Surgery Center, LLC	.DE	NIA	SC Affiliates, LLC	Ownership	100.000	UnitedHealth Group Incorporated	.NO	
		.00000	47-3851949				Genoa Healthcare LLC	.PA	NIA	Specialized Pharmaceuticals, Inc.	Ownership	100.000	UnitedHealth Group Incorporated	.NO	
		.00000	20-5009764				Genoa Healthcare, Inc.	.DE	NIA	OptumRx Holdings, LLC	Ownership	100.000	UnitedHealth Group Incorporated	.NO	
		.00000	38-4034308				Genoa of Arkansas, LLC	.AR	NIA	Genoa Healthcare LLC	Ownership	100.000	UnitedHealth Group Incorporated	.NO	
		.00000	45-3010132				Genoa Technology (Canada) Inc.	.CAN	NIA	Genoa Technology, Inc.	Ownership	100.000	UnitedHealth Group Incorporated	.NO	
		.00000	81-4703295				Genoa Technology, Inc.	.DE	NIA	Genoa Healthcare LLC	Ownership	100.000	UnitedHealth Group Incorporated	.NO	
		.00000	37-0920164				Genoa Telepsychiatry, Inc.	.DE	NIA	Genoa Healthcare LLC	Ownership	100.000	UnitedHealth Group Incorporated	.NO	
		.00000	65-1025514				Genoa, QoL Wholesale, LLC	.DE	NIA	Genoa Healthcare LLC	Ownership	100.000	UnitedHealth Group Incorporated	.NO	
		.00000					gethealthisurance.com Agency Inc.	.IN	NIA	Golden Rule Financial Corporation	Ownership	100.000	UnitedHealth Group Incorporated	.NO	
		.00000					Gladiolus Surgery Center, L.L.C.	.FL	NIA	SCA-Gladiolus, LLC	Ownership	50.789	UnitedHealth Group Incorporated	.NO	

STATEMENT AS OF MARCH 31, 2022 OF THE UnitedHealthcare Plan of the River Valley, Inc.

SCHEDULE Y
PART 1A - DETAIL OF INSURANCE HOLDING COMPANY SYSTEM

1	2	3	4	5	6	7	8	9	10	11	12	13	14	15	16
Group Code	Group Name	NAIC Company Code	ID Number	Federal RSSD	CIK	Name of Securities Exchange if Publicly Traded (U.S. or International)	Names of Parent, Subsidiaries Or Affiliates	Domiciliary Location	Relationship to Reporting Entity	Directly Controlled by (Name of Entity/Person)	Type of Control (Ownership, Board, Management, Attorney-in-Fact, Influence, Other)	If Control is Ownership Provide Percentage	Ultimate Controlling Entity(ies)/Person(s)	Is an SCA Filing Required? (Yes/No)	*
		.0000	47-3495605				GLBESC, LLC	DE	NIA	Beach Surgical Holdings LLC	Ownership	52.270	UnitedHealth Group Incorporated	NO	2
		.0000	33-0595220				Glenwood Surgical Center, L.P.	CA	NIA	SCA-Glenwood Holdings, LLC	Ownership	56.730	UnitedHealth Group Incorporated	NO	
		.0000	33-0595220				Glenwood Surgical Center, L.P.	CA	NIA	Glenwood-SC, Inc.	Ownership	1.080	UnitedHealth Group Incorporated	NO	
		.0000	62-1601450				Glenwood-SC, Inc.	TN	NIA	SC Affiliates, LLC	Ownership	100.000	UnitedHealth Group Incorporated	NO	
		.0000	27-3337336				Global One Ventures, LLC	CA	NIA	SCA Global One Holdings, LLC	Ownership	100.000	UnitedHealth Group Incorporated	NO	
		.0000	20-3420886				Golden Outlook, Inc.	CA	NIA	Golden Rule Financial Corporation	Ownership	100.000	UnitedHealth Group Incorporated	NO	
		.0000	37-0855360				Golden Rule Financial Corporation	DE	NIA	UnitedHealth Group Incorporated	Ownership	100.000	UnitedHealth Group Incorporated	NO	
.0707	UnitedHealth Group Incorporated	.62286	37-6028756	3057283			Golden Rule Insurance Company	IN	IA	Golden Rule Financial Corporation	Ownership	100.000	UnitedHealth Group Incorporated	NO	
		.0000	33-0529450				Golden Triangle Surgicenter, L.P.	CA	NIA	Surgery Centers-West Holdings, LLC	Ownership	51.000	UnitedHealth Group Incorporated	NO	
		.0000	52-1597483				Grandview Surgery Center, LTD.	PA	NIA	Camp Hill Ambulatory Centers	Ownership	41.993	UnitedHealth Group Incorporated	NO	2
		.0000	93-1237063				Grants Pass Surgery Center, LLC	OR	NIA	SCA-Grants Pass, LLC	Ownership	51.000	UnitedHealth Group Incorporated	NO	
		.0000	27-2337725				Greater Phoenix Collaborative Care, P.C.	AZ	NIA	Physician(s) Owned	Influence	0.000	UnitedHealth Group Incorporated	NO	1
		.0000	36-4053840				Greensboro Specialty Surgery Center, LLC	NC	NIA	NSC Greensboro West, LLC	Ownership	50.100	UnitedHealth Group Incorporated	NO	2
		.0000	74-2411643				Greenville Surgery Center, LLC	TX	NIA	Surgical Care Affiliates, LLC	Influence	0.000	UnitedHealth Group Incorporated	NO	
		.0000	85-3346468				Greenway Surgical Suites, LLC	MN	NIA	SCA Greenway Holdings, LLC	Ownership	56.766	UnitedHealth Group Incorporated	NO	2
		.0000	33-0749339				Grossmont Surgery Center, L.P.	CA	NIA	Medical Surgical Centers of America, Inc.	Ownership	31.645	UnitedHealth Group Incorporated	NO	2
		.0000	33-0749339				Grossmont Surgery Center, L.P.	CA	NIA	SunSurgery, LLC	Ownership	1.000	UnitedHealth Group Incorporated	NO	2
		.0000	01-0619096				Grove Place Surgery Center, L.L.C.	FL	NIA	SC Affiliates, LLC	Ownership	0.340	UnitedHealth Group Incorporated	NO	
		.0000	01-0619096				Grove Place Surgery Center, L.L.C.	FL	NIA	SCA-Grove Place, LLC	Ownership	51.000	UnitedHealth Group Incorporated	NO	
		.0000	26-1227494				H.I. Investments Holding Company, LLC	DE	NIA	Health Inventures, LLC	Ownership	100.000	UnitedHealth Group Incorporated	NO	
		.0000	98-0213198				H&W Indemnity (SPC), Ltd.	CYM	NIA	UnitedHealth Group Incorporated	Ownership	100.000	UnitedHealth Group Incorporated	NO	
.0707	UnitedHealth Group Incorporated	.79480	35-1279304				Harken Health Insurance Company	WI	IA	UnitedHealthcare, Inc.	Ownership	100.000	UnitedHealth Group Incorporated	NO	
		.0000	26-3234725				Harrison Endo Surgical Center, LLC	NJ	NIA	Virtua-SCA Holdings, LLC	Ownership	55.000	UnitedHealth Group Incorporated	NO	2
		.0000	58-2065044				Hawthorn Place Outpatient Surgery Center, L.P.	GA	NIA	SHC Hawthorn, Inc.	Ownership	20.000	UnitedHealth Group Incorporated	NO	2
		.0000	85-2037257				Hays JV Partners, LLC	TX	NIA	SCA Hays Holdings, LLC	Ownership	31.373	UnitedHealth Group Incorporated	NO	2
		.0000	27-4579547				Hays Surgery Center, LLC	TX	NIA	Hays JV Partners, LLC	Ownership	51.000	UnitedHealth Group Incorporated	NO	
		.0000	27-4579547				Hays Surgery Center, LLC	TX	NIA	SCA Hays Holdings, LLC	Ownership	9.000	UnitedHealth Group Incorporated	NO	
		.0000					HCentive Technology India Private Limited	IND	NIA	UnitedHealth International, Inc.	Ownership	0.010	UnitedHealth Group Incorporated	NO	
		.0000					HCentive Technology India Private Limited	IND	NIA	Optum Global Solutions (India) Private Limited	Ownership	99.990	UnitedHealth Group Incorporated	NO	
		.0000	27-0549481				hCentive, Inc.	DE	NIA	Optum Government Solutions, Inc.	Ownership	100.000	UnitedHealth Group Incorporated	NO	
		.0000	45-3007213				HCP ACO California, LLC	CA	NIA	OptumCare Management, LLC	Ownership	100.000	UnitedHealth Group Incorporated	NO	
		.0000	33-0673883				Health Care-ONE Insurance Agency, Inc.	CA	NIA	USHEALTH Advisors, LLC	Ownership	50.000	UnitedHealth Group Incorporated	NO	
		.0000	20-5944768				Health Inventures Employment Solutions, LLC	DE	NIA	Health Inventures, LLC	Ownership	100.000	UnitedHealth Group Incorporated	NO	
		.0000	04-3723090				Health Inventures, LLC	DE	NIA	SC Affiliates, LLC	Ownership	100.000	UnitedHealth Group Incorporated	NO	
.0707	UnitedHealth Group Incorporated	.96342	88-0201035				Health Plan of Nevada, Inc.	NV	IA	Sierra Health Services, Inc.	Ownership	100.000	UnitedHealth Group Incorporated	NO	
		.0000	95-4526112				HealthCare Partners Affiliates Medical Group	CA	NIA	HealthCare Partners Associates Medical Group, P.C.	Ownership	95.000	UnitedHealth Group Incorporated	NO	1
		.0000	26-4247365				HealthCare Partners ASC-HB, LLC	CA	NIA	Talbert Medical Group, P.C.	Ownership	100.000	UnitedHealth Group Incorporated	NO	1
		.0000	95-4628842				HealthCare Partners ASC-LB, LLC	CA	NIA	HealthCare Partners Associates Medical Group, P.C.	Ownership	1.000	UnitedHealth Group Incorporated	NO	
		.0000	95-4628842				HealthCare Partners ASC-LB, LLC	CA	NIA	OptumCare Management, LLC	Ownership	99.000	UnitedHealth Group Incorporated	NO	
		.0000	45-5273760				HealthCare Partners Associates Medical Group, P.C.	CA	NIA	Physician(s) Owned	Influence	0.000	UnitedHealth Group Incorporated	NO	1
		.0000	47-5274363				HealthCare Partners Management Services California, LLC	DE	NIA	OptumCare Management, LLC	Ownership	100.000	UnitedHealth Group Incorporated	NO	
		.0000	95-4340584				HealthCare Partners Medical Group, P.C.	CA	NIA	Physician(s) Owned	Influence	0.000	UnitedHealth Group Incorporated	NO	1
		.0000	81-1080535				HealthCare Partners RE, LLC	DE	NIA	OptumCare Holdings, LLC	Ownership	100.000	UnitedHealth Group Incorporated	NO	
		.0000	77-0693060				Healthcare Solutions, Inc.	DE	NIA	OptumRx Administrative Services, LLC	Ownership	100.000	UnitedHealth Group Incorporated	NO	
		.0000	20-3349887				HealthEast Surgery Center-Maplewood, LLC	MN	NIA	H.I. Investments Holding Company, LLC	Ownership	25.352	UnitedHealth Group Incorporated	NO	2
		.0000					HealthFirst IPA, Inc.	CO	NIA	New West Physicians, Inc.	Ownership	100.000	UnitedHealth Group Incorporated	NO	
		.0000	47-2570595				HealthMarkets Group, Inc.	DE	NIA	HealthMarkets, LLC	Ownership	100.000	UnitedHealth Group Incorporated	NO	
		.0000	27-0277771				HealthMarkets Insurance Agency, Inc.	DE	NIA	HealthMarkets Group, Inc.	Ownership	100.000	UnitedHealth Group Incorporated	NO	

STATEMENT AS OF MARCH 31, 2022 OF THE UnitedHealthcare Plan of the River Valley, Inc.

SCHEDULE Y
PART 1A - DETAIL OF INSURANCE HOLDING COMPANY SYSTEM

1	2	3	4	5	6	7	8	9	10	11	12	13	14	15	16
Group Code	Group Name	NAIC Company Code	ID Number	Federal RSSD	CIK	Name of Securities Exchange if Publicly Traded (U.S. or International)	Names of Parent, Subsidiaries Or Affiliates	Domiciliary Location	Relationship to Reporting Entity	Directly Controlled by (Name of Entity/Person)	Type of Control (Ownership, Board, Management, Attorney-in-Fact, Influence, Other)	If Control is Ownership Provide Percentage	Ultimate Controlling Entity(ies)/Person(s)	Is an SCA Filing Required? (Yes/No)	*
		.0000	46-1131431				HealthMarkets Services, Inc.	DE	NIA	HealthMarkets Group, Inc.	Ownership	100.000	UnitedHealth Group Incorporated	NO	
		.0000	75-2044750	4346649			HealthMarkets, Inc.	DE	NIA	Golden Rule Financial Corporation	Ownership	100.000	UnitedHealth Group Incorporated	NO	
		.0000					HealthMarkets, LLC	DE	NIA	HealthMarkets, Inc.	Ownership	100.000	UnitedHealth Group Incorporated	NO	
		.0000	83-2329503				Healthplex America, LLC	FL	NIA	Marlin Holding Company LLC	Ownership	100.000	UnitedHealth Group Incorporated	NO	
.0707	UnitedHealth Group Incorporated	.0000	45-2548158				Healthplex Dental Services, Inc.	FL	IA	Healthplex, Inc.	Ownership	100.000	UnitedHealth Group Incorporated	NO	
		.0000	11-3554436				Healthplex I.P.A., Inc.	NY	NIA	Healthplex, Inc.	Ownership	100.000	UnitedHealth Group Incorporated	NO	
.0707	UnitedHealth Group Incorporated	.11172	11-3469326				Healthplex Insurance Company	NY	IA	Healthplex, Inc.	Ownership	100.000	UnitedHealth Group Incorporated	NO	
		.0000	20-8999255				Healthplex of CT, Inc.	CT	NIA	Healthplex, Inc.	Ownership	100.000	UnitedHealth Group Incorporated	NO	
		.0000	20-5644765				Healthplex of DC, Inc.	DC	NIA	Healthplex, Inc.	Ownership	100.000	UnitedHealth Group Incorporated	NO	
		.0000	20-5644779				Healthplex of MD, Inc.	MD	NIA	Healthplex, Inc.	Ownership	100.000	UnitedHealth Group Incorporated	NO	
		.0000	32-0572262				Healthplex of ME, Inc.	ME	NIA	Healthplex, Inc.	Ownership	100.000	UnitedHealth Group Incorporated	NO	
		.0000	35-2633905				Healthplex of NC, Inc.	NC	NIA	Healthplex, Inc.	Ownership	100.000	UnitedHealth Group Incorporated	NO	
.0707	UnitedHealth Group Incorporated	.12830	20-5343824				Healthplex of NJ, Inc.	NJ	IA	Healthplex, Inc.	Ownership	100.000	UnitedHealth Group Incorporated	NO	
		.0000	45-0705334				Healthplex of TX, Inc.	TX	NIA	Healthplex, Inc.	Ownership	100.000	UnitedHealth Group Incorporated	NO	
		.0000	11-2714365				Healthplex, Inc.	NY	NIA	Healthplex America, LLC	Ownership	100.000	UnitedHealth Group Incorporated	NO	
		.0000	71-0847266				HealthSCOPE Benefits, Inc.	DE	NIA	HealthSCOPE Holdings, Inc.	Ownership	100.000	UnitedHealth Group Incorporated	NO	
		.0000	47-1409110				HealthSCOPE Holdings, Inc.	DE	NIA	UMR, Inc.	Ownership	100.000	UnitedHealth Group Incorporated	NO	
		.0000	83-2722254				Heartland Heart and Vascular, LLC	DE	NIA	SCA Heartland Holdings, LLC	Ownership	99.000	UnitedHealth Group Incorporated	NO	
		.0000	83-2722254				Heartland Heart and Vascular, LLC	DE	NIA	Endoscopy Center Affiliates, Inc.	Ownership	1.000	UnitedHealth Group Incorporated	NO	
		.0000					Help Seguros de Vida S.A.	CHL	NIA	Banmedica Internacional SpA	Ownership	0.000	UnitedHealth Group Incorporated	NO	
		.0000					Help Seguros de Vida S.A.	CHL	NIA	Banmedica S.A.	Ownership	100.000	UnitedHealth Group Incorporated	NO	
		.0000					Help Service S.A.	CHL	NIA	Banmedica S.A.	Ownership	100.000	UnitedHealth Group Incorporated	NO	
		.0000					Help Service S.A.	CHL	NIA	Saden S.A.	Ownership	0.000	UnitedHealth Group Incorporated	NO	
		.0000	98-1443161				Help SpA	CHL	NIA	Saden S.A.	Ownership	0.000	UnitedHealth Group Incorporated	NO	
		.0000	98-1443161				Help SpA	CHL	NIA	Banmedica S.A.	Ownership	100.000	UnitedHealth Group Incorporated	NO	
		.0000	80-0020865				Heron Ridge Associates, L.L.C.	MI	NIA	Physician(s) Owned	Influence	0.000	UnitedHealth Group Incorporated	NO	1
		.0000	46-5291602				HFHS-SCA Holdings, LLC	MI	NIA	SC Affiliates, LLC	Ownership	49.000	UnitedHealth Group Incorporated	NO	2
		.0000	84-1472832				Highlands Ranch Healthcare, LLC	CO	NIA	Urgent Care MSO, LLC	Ownership	100.000	UnitedHealth Group Incorporated	NO	
		.0000	98-1452260				Home Medical S.A.	CHL	NIA	Saden S.A.	Ownership	0.002	UnitedHealth Group Incorporated	NO	
		.0000	98-1452260				Home Medical S.A.	CHL	NIA	Help SpA	Ownership	99.998	UnitedHealth Group Incorporated	NO	
		.0000	81-0884465				Homecare Dimensions of Florida, Inc.	TX	NIA	WellMed Networks, Inc.	Ownership	100.000	UnitedHealth Group Incorporated	NO	1
		.0000	74-2758644				Homecare Dimensions, Inc.	TX	NIA	WellMed Networks, Inc.	Ownership	100.000	UnitedHealth Group Incorporated	NO	1
		.0000					Honodav SpA	CHL	NIA	Servicios Integrados de Salud Ltda.	Ownership	1.000	UnitedHealth Group Incorporated	NO	
		.0000					Honodav SpA	CHL	NIA	Clínica Dávila y Servicios Médicos S.p.A.	Ownership	99.000	UnitedHealth Group Incorporated	NO	
		.0000	20-8910978				Hospice Inspiris Holdings, Inc.	TN	NIA	Inspiris, Inc.	Ownership	100.000	UnitedHealth Group Incorporated	NO	
		.0000	98-1286038				Hospitais Associados de Pernambuco Ltda.	BRA	NIA	Esho - Empresa de Serviços Hospitalares S.A.	Ownership	100.000	UnitedHealth Group Incorporated	NO	
		.0000	98-1286038				Hospitais Associados de Pernambuco Ltda.	BRA	NIA	Hospital Alvorada Taguatinga Ltda.	Ownership	0.000	UnitedHealth Group Incorporated	NO	
		.0000					Hospital Alvorada Taguatinga Ltda.	BRA	NIA	Bosque Medical Center Ltda.	Ownership	6.532	UnitedHealth Group Incorporated	NO	
		.0000					Hospital Alvorada Taguatinga Ltda.	BRA	NIA	Esho - Empresa de Serviços Hospitalares S.A.	Ownership	7.109	UnitedHealth Group Incorporated	NO	
		.0000					Hospital Alvorada Taguatinga Ltda.	BRA	NIA	Anil Assistência Médica Internacional S.A.	Ownership	86.360	UnitedHealth Group Incorporated	NO	
		.0000	98-1389272				Hospital Ana Costa S.A.	BRA	NIA	Piano de Saúde Ana Costa Ltda.	Ownership	69.433	UnitedHealth Group Incorporated	NO	
		.0000	98-1389272				Hospital Ana Costa S.A.	BRA	NIA	Hospital Alvorada Taguatinga Ltda.	Ownership	30.554	UnitedHealth Group Incorporated	NO	
		.0000	98-1310065				Hospital de Clínicas de Jacarepaguá Ltda.	BRA	NIA	Cemed Care - Empresa de Atendimento Clínico Geral Ltda.	Ownership	0.000	UnitedHealth Group Incorporated	NO	
		.0000	98-1310065				Hospital de Clínicas de Jacarepaguá Ltda.	BRA	NIA	Esho - Empresa de Serviços Hospitalares S.A.	Ownership	100.000	UnitedHealth Group Incorporated	NO	
		.0000	98-1332673				Hospital Santa Helena S.A.	BRA	NIA	Elual Participações S.A.	Ownership	10.947	UnitedHealth Group Incorporated	NO	
		.0000	98-1332673				Hospital Santa Helena S.A.	BRA	NIA	Esho - Empresa de Serviços Hospitalares S.A.	Ownership	89.053	UnitedHealth Group Incorporated	NO	
		.0000	26-2912304				Humedica, Inc.	DE	NIA	United HealthCare Services, Inc.	Ownership	100.000	UnitedHealth Group Incorporated	NO	
		.0000	36-4331825				Hygeia Corporation	DE	NIA	UnitedHealth International, Inc.	Ownership	100.000	UnitedHealth Group Incorporated	NO	

16.10

STATEMENT AS OF MARCH 31, 2022 OF THE UnitedHealthcare Plan of the River Valley, Inc.

SCHEDULE Y
PART 1A - DETAIL OF INSURANCE HOLDING COMPANY SYSTEM

1	2	3	4	5	6	7	8	9	10	11	12	13	14	15	16
Group Code	Group Name	NAIC Company Code	ID Number	Federal RSSD	CIK	Name of Securities Exchange if Publicly Traded (U.S. or International)	Names of Parent, Subsidiaries Or Affiliates	Domiciliary Location	Relationship to Reporting Entity	Directly Controlled by (Name of Entity/Person)	Type of Control (Ownership, Board, Management, Attorney-in-Fact, Influence, Other)	If Control is Ownership Provide Percentage	Ultimate Controlling Entity(ies)/Person(s)	Is an SCA Filing Required? (Yes/No)	*
		.0000	98-1106075				Hygeia Corporation (Ontario)	CAN	NIA	FrontierMEDEX US, Inc.	Ownership	100.000	UnitedHealth Group Incorporated	NO	
		.0000	84-4865867				IHD Holdings, LLC	DE	NIA	naviHealth, Inc.	Ownership	100.000	UnitedHealth Group Incorporated	NO	
		.0000	82-1341098				Illinois Independent Care Network, LLC	DE	NIA	Surgical Care Affiliates, LLC	Ownership	100.000	UnitedHealth Group Incorporated	NO	
		.0000	20-4351923				Impel Consulting Experts, L.L.C.	TX	NIA	Impel Management Services, L.L.C.	Ownership	100.000	UnitedHealth Group Incorporated	NO	
		.0000	75-2574317				Impel Management Services, L.L.C.	TX	NIA	USMD Holdings, Inc.	Ownership	100.000	UnitedHealth Group Incorporated	NO	
		.0000	27-3296953				IN Style OPTICAL, LLC	MA	NIA	Reliant Medical Group, Inc.	Ownership	100.000	UnitedHealth Group Incorporated	NO	1
		.0000	45-4132005				Indiana Care Organization, LLC	IN	NIA	AHN Target Holdings, LLC	Ownership	100.000	UnitedHealth Group Incorporated	NO	
		.0000	33-0618077				Inland Faculty Medical Group, Inc.	CA	NIA	NAMM Medical Group Holdings, Inc.	Ownership	100.000	UnitedHealth Group Incorporated	NO	1
		.0000	33-0018673				Inland Surgery Center, L.P.	CA	NIA	SC Affiliates, LLC	Ownership	5.275	UnitedHealth Group Incorporated	NO	
		.0000	33-0018673				Inland Surgery Center, L.P.	CA	NIA	Redlands Ambulatory Surgery Center	Ownership	51.000	UnitedHealth Group Incorporated	NO	
		.0000					Immobiliaria Apoquindo 3001 S.A.	CHL	NIA	Immobiliaria Apoquindo S.A.	Ownership	99.999	UnitedHealth Group Incorporated	NO	
		.0000					Immobiliaria Apoquindo 3001 S.A.	CHL	NIA	Cobranzas Banmédica SpA	Ownership	0.001	UnitedHealth Group Incorporated	NO	
		.0000	98-1458683				Immobiliaria Apoquindo 3600 Ltda.	CHL	NIA	Immobiliaria Apoquindo 3001 S.A.	Ownership	0.300	UnitedHealth Group Incorporated	NO	
		.0000	98-1458683				Immobiliaria Apoquindo 3600 Ltda.	CHL	NIA	Banmédica S.A.	Ownership	99.700	UnitedHealth Group Incorporated	NO	
		.0000	98-1443174				Immobiliaria Apoquindo S.A.	CHL	NIA	Banmédica S.A.	Ownership	100.000	UnitedHealth Group Incorporated	NO	
		.0000	98-1443174				Immobiliaria Apoquindo S.A.	CHL	NIA	Saden S.A.	Ownership	0.000	UnitedHealth Group Incorporated	NO	
		.0000	98-1458682				Immobiliaria Clínica Santa María S.A.	CHL	NIA	Banmédica S.A.	Ownership	99.510	UnitedHealth Group Incorporated	NO	
		.0000	98-1454653				Immobiliaria e Inversiones Alameda S.A.	CHL	NIA	Saden S.A.	Ownership	0.020	UnitedHealth Group Incorporated	NO	
		.0000	98-1454653				Immobiliaria e Inversiones Alameda S.A.	CHL	NIA	Banmédica S.A.	Ownership	99.980	UnitedHealth Group Incorporated	NO	
		.0000	98-1460922				Immobiliaria Viñamed Ltda.	CHL	NIA	Administradora Médica Centromed S.A.	Ownership	99.900	UnitedHealth Group Incorporated	NO	
		.0000	47-5640889				INOVS Surgical at Memorial City, LLC	TX	NIA	Memorial City Partners, LLC	Ownership	100.000	UnitedHealth Group Incorporated	NO	
		.0000	88-0482274				inPharmative, Inc.	NV	NIA	OptumRx Health Solutions, LLC	Ownership	100.000	UnitedHealth Group Incorporated	NO	
		.0000					Inspiris Medical Services of New Jersey, P.C.								
		.0000	45-2563134				INSPIRIS of Michigan Medical Services, P.C.	NJ	NIA	Physician(s) Owned	Influence	0.000	UnitedHealth Group Incorporated	NO	1
		.0000	27-1561674				INSPIRIS of New York Medical Services, P.C.	MI	NIA	Physician(s) Owned	Influence	0.000	UnitedHealth Group Incorporated	NO	1
		.0000	13-4168739				INSPIRIS of Pennsylvania Medical Services, P.C.	NY	NIA	Physician(s) Owned	Influence	0.000	UnitedHealth Group Incorporated	NO	1
		.0000	26-2895670				INSPIRIS of Texas Physician Group	PA	NIA	Physician(s) Owned	Influence	0.000	UnitedHealth Group Incorporated	NO	1
		.0000	26-2885572				Inspiris, Inc.	TX	NIA	Optum Care Services Company	Ownership	100.000	UnitedHealth Group Incorporated	NO	
		.0000	33-0766366				Instituto Radium de Campinas Ltda	DE	NIA	Collaborative Care Holdings, LLC	Ownership	100.000	UnitedHealth Group Incorporated	NO	
		.0000					Instituto Radium de Campinas Ltda	BRA	NIA	Esho - Empresa de Serviços Hospitalares S.A.	Ownership	0.000	UnitedHealth Group Incorporated	NO	
		.0000					Instituto Radium de Campinas Ltda	BRA	NIA	COI - Clínicas Oncológicas Integradas S.A.	Ownership	100.000	UnitedHealth Group Incorporated	NO	
		.0000	27-2557480				Integrated Behavioral Health, LLC	LA	NIA	Refresh Mental Health, Inc.	Ownership	100.000	UnitedHealth Group Incorporated	NO	
		.0000	95-0856292				Inter-Hospital Physicians Association, Inc.	OR	NIA	Optum Oregon MSO, LLC	Ownership	100.000	UnitedHealth Group Incorporated	NO	
.0707	UnitedHealth Group Incorporated	.11173	22-2321226				International Healthcare Services, Inc.	NJ	IA	Healthplex, Inc.	Ownership	100.000	UnitedHealth Group Incorporated	NO	
		.0000	46-2215497				InTouch Pharmacy LLC	GA	NIA	Diplomat Pharmacy, Inc.	Ownership	100.000	UnitedHealth Group Incorporated	NO	
		.0000	98-1452273				Inversiones Clínicas Santa María SpA	CHL	NIA	Banmédica S.A.	Ownership	100.000	UnitedHealth Group Incorporated	NO	
		.0000	98-1448096				Isapre Banmédica S.A.	CHL	NIA	Clínica Dávila y Servicios Médicos S.p.A.	Ownership	0.000	UnitedHealth Group Incorporated	NO	
		.0000	98-1448096				Isapre Banmédica S.A.	CHL	NIA	Banmédica S.A.	Ownership	100.000	UnitedHealth Group Incorporated	NO	
		.0000					Jet Coordination LLC	DE	NIA	United HealthCare Services, Inc.	Ownership	100.000	UnitedHealth Group Incorporated	NO	
		.0000					Jet Plane Management LLC	DE	NIA	United HealthCare Services, Inc.	Ownership	100.000	UnitedHealth Group Incorporated	NO	
		.0000	20-5337793				Johnston Surgicare, L.P.	RI	NIA	Surgery Center Holding, LLC	Ownership	1.000	UnitedHealth Group Incorporated	NO	
		.0000	74-2544709				Joliet Surgery Center Limited Partnership	IL	NIA	Surgicare of Joliet, Inc.	Ownership	56.063	UnitedHealth Group Incorporated	NO	
		.0000	26-3013277				Jonathan E. Goldberg, Ph.D., Inc.	MA	NIA	Physician(s) Owned	Influence	0.000	UnitedHealth Group Incorporated	NO	1
		.0000	68-0624157				Jordan Ridge Family Medicine, LLC	DE	NIA	Collaborative Care Services, Inc.	Ownership	100.000	UnitedHealth Group Incorporated	NO	
		.0000	46-4755857				Joyable, Inc.	DE	NIA	AbleTo, Inc.	Ownership	100.000	UnitedHealth Group Incorporated	NO	
		.0000	26-3478896				Joyce Marter & Associates, P.C.	IL	NIA	Physician(s) Owned	Influence	0.000	UnitedHealth Group Incorporated	NO	1
		.0000	83-2306992				JPM Healthcare LLC	DE	NIA	SCA-JPM Holdings, LLC	Ownership	51.000	UnitedHealth Group Incorporated	NO	
		.0000	30-0089259				K.P. Counseling, Ltd.	IL	NIA	Physician(s) Owned	Influence	0.000	UnitedHealth Group Incorporated	NO	1
		.0000	86-2407758				Kokomo Outpatient Surgery Center, LLC	IN	NIA	SC Affiliates, LLC	Ownership	100.000	UnitedHealth Group Incorporated	NO	
		.0000					La Esperanza del Perú S.A.	PER	NIA	Pacifico S.A. Entidad Prestadora de Salud	Ownership	100.000	UnitedHealth Group Incorporated	NO	
		.0000	98-1456202				Laboratorio ROE S.A.	PER	NIA	Pacifico S.A. Entidad Prestadora de Salud	Ownership	100.000	UnitedHealth Group Incorporated	NO	

STATEMENT AS OF MARCH 31, 2022 OF THE UnitedHealthcare Plan of the River Valley, Inc.

SCHEDULE Y
PART 1A - DETAIL OF INSURANCE HOLDING COMPANY SYSTEM

1	2	3	4	5	6	7	8	9	10	11	12	13	14	15	16
Group Code	Group Name	NAIC Company Code	ID Number	Federal RSSD	CIK	Name of Securities Exchange if Publicly Traded (U.S. or International)	Names of Parent, Subsidiaries Or Affiliates	Domi-ciliary Location	Relation-ship to Reporting Entity	Directly Controlled by (Name of Entity/Person)	Type of Control (Ownership, Board, Management, Attorney-in-Fact, Influence, Other)	If Control is Ownership Provide Percentage	Ultimate Controlling Entity(ies)/Person(s)	Is an SCA Filing Re-quired? (Yes/No)	*
		.0000					Laboratorios Médicos Amed QuiIpúe S.A.	CHL	NIA	Servicios Médicos Amed QuiIpúe S.A.	Ownership	0.100	UnitedHealth Group Incorporated	NO	
		.0000					Laboratorios Médicos Amed QuiIpúe S.A.	CHL	NIA	Centromed QuiIpúe S.A.	Ownership	99.900	UnitedHealth Group Incorporated	NO	
		.0000	82-4513634				Landmark Connect of Pennsylvania, PC	PA	NIA	Physician(s) Owned	Influence	0.000	UnitedHealth Group Incorporated	NO	1
		.0000	82-5437916				Landmark Group Holdings, LLC	DE	NIA	Laser Acquisition Holdings III, LLC	Ownership	100.000	UnitedHealth Group Incorporated	NO	
		.0000	36-4785073				Landmark Health NY IPA, LLC	NY	NIA	Landmark Health, LLC	Ownership	100.000	UnitedHealth Group Incorporated	NO	
		.0000	37-1774991				Landmark Health NY PO, LLC	DE	NIA	Landmark Health, LLC	Ownership	100.000	UnitedHealth Group Incorporated	NO	
		.0000	35-2547489				Landmark Health of California, LLC	DE	NIA	Landmark Health, LLC	Ownership	100.000	UnitedHealth Group Incorporated	NO	
		.0000	35-2616929				Landmark Health of Massachusetts, LLC	DE	NIA	Landmark Health, LLC	Ownership	100.000	UnitedHealth Group Incorporated	NO	
		.0000	37-1880434				Landmark Health of North Carolina, LLC	NC	NIA	Landmark MSO, LLC	Ownership	100.000	UnitedHealth Group Incorporated	NO	
		.0000	38-3952354				Landmark Health of Oregon, LLC	DE	NIA	Landmark Health, LLC	Ownership	100.000	UnitedHealth Group Incorporated	NO	
		.0000	61-1781940				Landmark Health of Pennsylvania, LLC	DE	NIA	Landmark Health, LLC	Ownership	100.000	UnitedHealth Group Incorporated	NO	
		.0000	61-1752988				Landmark Health of Washington, LLC	DE	NIA	Landmark Health, LLC	Ownership	100.000	UnitedHealth Group Incorporated	NO	
		.0000					Landmark Health Technologies Private Limited	IND	NIA	Landmark Health, LLC	Ownership	99.990	UnitedHealth Group Incorporated	NO	
		.0000					Landmark Health Technologies Private Limited	IND	NIA	Landmark India, LLC	Ownership	0.010	UnitedHealth Group Incorporated	NO	
		.0000	46-3015502				Landmark Health, LLC	DE	NIA	Landmark Group Holdings, LLC	Ownership	100.000	UnitedHealth Group Incorporated	NO	
		.0000	37-1776229				Landmark India, LLC	DE	NIA	Landmark Health, LLC	Ownership	100.000	UnitedHealth Group Incorporated	NO	
		.0000	85-0997438				Landmark Medical of Arkansas, P.A.	AR	NIA	Physician(s) Owned	Influence	0.000	UnitedHealth Group Incorporated	NO	1
		.0000	47-4553619				Landmark Medical of California, PC	CA	NIA	Physician(s) Owned	Influence	0.000	UnitedHealth Group Incorporated	NO	1
		.0000	83-2295301				Landmark Medical of Connecticut, PC	CT	NIA	Physician(s) Owned	Influence	0.000	UnitedHealth Group Incorporated	NO	1
		.0000	85-0838149				Landmark Medical of Florida, P.A.	FL	NIA	Physician(s) Owned	Influence	0.000	UnitedHealth Group Incorporated	NO	1
		.0000	82-4633545				Landmark Medical of Idaho, PC	ID	NIA	Physician(s) Owned	Influence	0.000	UnitedHealth Group Incorporated	NO	1
		.0000	82-4881602				Landmark Medical of Kansas, P.A.	KS	NIA	Physician(s) Owned	Influence	0.000	UnitedHealth Group Incorporated	NO	1
		.0000					Landmark Medical of Kentucky, PSC	KY	NIA	Physician(s) Owned	Influence	0.000	UnitedHealth Group Incorporated	NO	1
		.0000	82-4881732				Landmark Medical of Louisiana, a Professional Corporation	LA	NIA	Physician(s) Owned	Influence	0.000	UnitedHealth Group Incorporated	NO	1
		.0000	81-5364097				Landmark Medical of Massachusetts, PLLC	MA	NIA	Physician(s) Owned	Influence	0.000	UnitedHealth Group Incorporated	NO	1
		.0000	86-3599871				Landmark Medical of Michigan, P.C.	MI	NIA	Physician(s) Owned	Influence	0.000	UnitedHealth Group Incorporated	NO	1
		.0000	82-5084178				Landmark Medical of Mississippi, P.C.	MS	NIA	Physician(s) Owned	Influence	0.000	UnitedHealth Group Incorporated	NO	1
		.0000	82-4857713				Landmark Medical of Missouri, P.C.	MO	NIA	Physician(s) Owned	Influence	0.000	UnitedHealth Group Incorporated	NO	1
		.0000	85-1174070				Landmark Medical of New Hampshire, P.C.	NH	NIA	Physician(s) Owned	Influence	0.000	UnitedHealth Group Incorporated	NO	1
		.0000	82-4256752				Landmark Medical of North Carolina, P.C.	NC	NIA	Physician(s) Owned	Influence	0.000	UnitedHealth Group Incorporated	NO	1
		.0000	82-4864947				Landmark Medical of Ohio, Professional Corporation	OH	NIA	Physician(s) Owned	Influence	0.000	UnitedHealth Group Incorporated	NO	1
		.0000	47-2926188				Landmark Medical of Oregon, PC	OR	NIA	Physician(s) Owned	Influence	0.000	UnitedHealth Group Incorporated	NO	1
		.0000	81-1605378				Landmark Medical of Pennsylvania, PC	PA	NIA	Physician(s) Owned	Influence	0.000	UnitedHealth Group Incorporated	NO	1
		.0000	84-2830065				Landmark Medical of Rhode Island, PC	RI	NIA	Physician(s) Owned	Influence	0.000	UnitedHealth Group Incorporated	NO	1
		.0000	30-1288593				Landmark Medical of Tennessee, PC	TN	NIA	Physician(s) Owned	Influence	0.000	UnitedHealth Group Incorporated	NO	1
		.0000	83-2296389				Landmark Medical of Texas, PA	TX	NIA	Physician(s) Owned	Influence	0.000	UnitedHealth Group Incorporated	NO	1
		.0000	84-2660339				Landmark Medical of Utah, PC	UT	NIA	Physician(s) Owned	Influence	0.000	UnitedHealth Group Incorporated	NO	1
		.0000	85-0839774				Landmark Medical of Virginia, P.C.	VA	NIA	Physician(s) Owned	Influence	0.000	UnitedHealth Group Incorporated	NO	1
		.0000	47-3028655				Landmark Medical of Washington, PC	WA	NIA	Physician(s) Owned	Influence	0.000	UnitedHealth Group Incorporated	NO	1
		.0000	47-1588943				Landmark Medical, P.C.	NY	NIA	Physician(s) Owned	Influence	0.000	UnitedHealth Group Incorporated	NO	1
		.0000	32-0446592				Landmark MSO, LLC	DE	NIA	Landmark Health, LLC	Ownership	100.000	UnitedHealth Group Incorporated	NO	
		.0000	85-3189716				Landmark Primary Care, LLC	DE	NIA	Landmark Health, LLC	Ownership	100.000	UnitedHealth Group Incorporated	NO	
		.0000					Laser Acquisition Holdings III, LLC	DE	NIA	OptumHealth Holdings, LLC	Ownership	100.000	UnitedHealth Group Incorporated	NO	
		.0000	81-3732334				LDI Holding Company, LLC	DE	NIA	Diplomat Pharmacy, Inc.	Ownership	100.000	UnitedHealth Group Incorporated	NO	
		.0000	38-4062192				LDI Management Services, LLC	DE	NIA	LDI Holding Company, LLC	Ownership	100.000	UnitedHealth Group Incorporated	NO	
		.0000	81-3741657				Leehar Distributors, LLC	DE	NIA	LDI Holding Company, LLC	Ownership	100.000	UnitedHealth Group Incorporated	NO	
		.0000					Lemhi Ventures Fund I, LP	DE	NIA	United HealthCare Services, Inc.	Ownership	99.450	UnitedHealth Group Incorporated	NO	
		.0000					Lemhi Ventures Fund I, LP	DE	NIA	Bind LH Holdings, Inc.	Ownership	0.550	UnitedHealth Group Incorporated	NO	
		.0000	37-1694944				Lemhi Ventures Fund II, LP	DE	NIA	United HealthCare Services, Inc.	Ownership	99.200	UnitedHealth Group Incorporated	NO	
		.0000	37-1694944				Lemhi Ventures Fund II, LP	DE	NIA	Bind LH Holdings, Inc.	Ownership	0.800	UnitedHealth Group Incorporated	NO	

STATEMENT AS OF MARCH 31, 2022 OF THE UnitedHealthcare Plan of the River Valley, Inc.

SCHEDULE Y
PART 1A - DETAIL OF INSURANCE HOLDING COMPANY SYSTEM

1	2	3	4	5	6	7	8	9	10	11	12	13	14	15	16
Group Code	Group Name	NAIC Company Code	ID Number	Federal RSSD	CIK	Name of Securities Exchange if Publicly Traded (U.S. or International)	Names of Parent, Subsidiaries Or Affiliates	Domiciliary Location	Relationship to Reporting Entity	Directly Controlled by (Name of Entity/Person)	Type of Control (Ownership, Board, Management, Attorney-in-Fact, Influence, Other)	If Control is Ownership Provide Percentage	Ultimate Controlling Entity(ies)/Person(s)	Is an SCA Filing Required? (Yes/No)	*
		.0000	32-0543788				Level2 Health Holdings, Inc.	DE	NIA	UnitedHealth Group Ventures, LLC	Ownership	100.000	UnitedHealth Group Incorporated	NO	
		.0000	82-3161933				Level2 Health IPA, LLC	DE	NIA	Level2 Health Holdings, Inc.	Ownership	100.000	UnitedHealth Group Incorporated	NO	
		.0000	82-3130872				Level2 Health Management, LLC	DE	NIA	Level2 Health Holdings, Inc.	Ownership	100.000	UnitedHealth Group Incorporated	NO	
		.0000	84-5003916				Level2 Medical Services, P.A.	DE	NIA	Physician(s) Owned	Influence	0.000	UnitedHealth Group Incorporated	NO	.1
		.0000	87-2684015				Level2 Medical Services, P.A. New Jersey	NJ	NIA	Physician(s) Owned	Influence	0.000	UnitedHealth Group Incorporated	NO	.1
		.0000	87-2600511				Level2 Medical Services, P.C. Alaska	AK	NIA	Physician(s) Owned	Influence	0.000	UnitedHealth Group Incorporated	NO	.1
		.0000					Level2 Medical Services, P.C. California	CA	NIA	Physician(s) Owned	Influence	0.000	UnitedHealth Group Incorporated	NO	.1
		.0000	87-0989804				Level2 Medical Services, P.C. Utah	UT	NIA	Physician(s) Owned	Influence	0.000	UnitedHealth Group Incorporated	NO	.1
		.0000	61-1028180				Lexington Surgery Center, Ltd.	KY	NIA	Surgery Center of Lexington, LLC	Ownership	78.500	UnitedHealth Group Incorporated	NO	.2
		.0000	36-3468942				LGH-A/Golf ASTC, L.L.C.	IL	NIA	Advocate-SCA Partners, LLC	Ownership	49.000	UnitedHealth Group Incorporated	NO	.2
		.0000	81-4465348				Liberty Anesthesia Services, LLC	IL	NIA	SCA-Winchester, LLC	Ownership	25.000	UnitedHealth Group Incorporated	NO	.2
		.0000	20-0468524				Life Strategies Counseling, Inc.	AR	NIA	Physician(s) Owned	Influence	0.000	UnitedHealth Group Incorporated	NO	.1
							Lifeprint Accountable Care Organization, LLC								
		.0000	32-0409538					DE	NIA	Collaborative Care Holdings, LLC	Ownership	100.000	UnitedHealth Group Incorporated	NO	
		.0000	27-2309024				LifePrint Health, Inc.	DE	NIA	Collaborative Care Holdings, LLC	Ownership	100.000	UnitedHealth Group Incorporated	NO	
		.0000	26-3236909				LifeSolutions Administrative Services, LLC	IN	NIA	Refresh Mental Health, Inc.	Ownership	100.000	UnitedHealth Group Incorporated	NO	
		.0000	26-3292877				LifeSolutions Counseling Associates, P.C.	IN	NIA	Physician(s) Owned	Influence	0.000	UnitedHealth Group Incorporated	NO	.1
		.0000	58-2305878				Lifellell Ltd. Co.	GA	NIA	HealthScope Benefits, Inc.	Ownership	100.000	UnitedHealth Group Incorporated	NO	
		.0000					Lightning Merger Sub Inc.	DE	NIA	UnitedHealth Group Incorporated	Ownership	100.000	UnitedHealth Group Incorporated	NO	
		.0000	51-0277181				Limestone Medical Center, LLC	DE	NIA	Virtua-SCA Holdings II, LLC	Ownership	60.000	UnitedHealth Group Incorporated	NO	.2
		.0000	88-0586923				Lindenhurst Holdings, LLC	DE	NIA	SC Affiliates, LLC	Ownership	100.000	UnitedHealth Group Incorporated	NO	
		.0000					Logan Surgical Suites, LLC	UT	NIA	SCA Northern Utah Holdings, LLC	Ownership	55.000	UnitedHealth Group Incorporated	NO	
							Lotten-Eyes Oftalmologia Clinica e Cirurgica Ltda.	BRA	NIA	Esho - Empresa de Serviços Hospitalares S.A.	Ownership	0.000	UnitedHealth Group Incorporated	NO	
		.0000	98-1337963				Lotten-Eyes Oftalmologia Clinica e Cirurgica Ltda.	BRA	NIA	Hospital Alvorada Taguatinga Ltda.	Ownership	100.000	UnitedHealth Group Incorporated	NO	
		.0000	62-1179566				Louisville S.C., Ltd.	KY	NIA	Surgery Center of Louisville, LLC	Ownership	59.400	UnitedHealth Group Incorporated	NO	
		.0000	62-1179538				Louisville-SC Properties, Inc.	KY	NIA	SC Affiliates, LLC	Ownership	100.000	UnitedHealth Group Incorporated	NO	
		.0000	36-4119519				Loyola Ambulatory Surgery Center at Oakbrook, Inc.	IL	NIA	ASC Network, LLC	Ownership	100.000	UnitedHealth Group Incorporated	NO	
		.0000	36-4119522				Loyola Ambulatory Surgery Center at Oakbrook, L.P.	IL	NIA	Loyola Ambulatory Surgery Center at Oakbrook, Inc.	Ownership	45.000	UnitedHealth Group Incorporated	NO	.2
		.0000	98-1137620				Lusiadas - Parcerias Cascais, S.A.	PRT	NIA	Lusiadas SGPS, S.A.	Ownership	100.000	UnitedHealth Group Incorporated	NO	
		.0000	98-1139095				Lusiadas A.C.E.	PRT	NIA	Lusiadas SGPS, S.A.	Ownership	49.000	UnitedHealth Group Incorporated	NO	
		.0000	98-1139095				Lusiadas A.C.E.	PRT	NIA	Clinica Médico Cirúrgica de Santa Tecla, S.A.	Ownership	5.000	UnitedHealth Group Incorporated	NO	
		.0000	98-1139095				Lusiadas A.C.E.	PRT	NIA	CLISA - Clínica de Santo António, S.A.	Ownership	10.000	UnitedHealth Group Incorporated	NO	
		.0000	98-1139095				Lusiadas A.C.E.	PRT	NIA	Lusiadas, S.A.	Ownership	20.000	UnitedHealth Group Incorporated	NO	
		.0000	98-1139095				Lusiadas A.C.E.	PRT	NIA	Associação Lusiadas Knowledge Center - Health Education and Research	Ownership	1.000	UnitedHealth Group Incorporated	NO	
		.0000	98-1139095				Lusiadas A.C.E.	PRT	NIA	Lusiadas Algarve, S.A.	Ownership	5.000	UnitedHealth Group Incorporated	NO	
		.0000	98-1139095				Lusiadas A.C.E.	PRT	NIA	Lusiadas - Parcerias Cascais, S.A.	Ownership	10.000	UnitedHealth Group Incorporated	NO	
		.0000					Lusiadas Algarve, S.A.	PRT	NIA	Lusiadas SGPS, S.A.	Ownership	100.000	UnitedHealth Group Incorporated	NO	
		.0000	98-1139089				Lusiadas, S.A.	PRT	NIA	Lusiadas SGPS, S.A.	Ownership	100.000	UnitedHealth Group Incorporated	NO	
		.0000	98-1138570				Lusiadas, SGPS, S.A.	PRT	NIA	AMIL International S.á.r.l.	Ownership	100.000	UnitedHealth Group Incorporated	NO	
		.0000	02-0749532				Lutheran Campus ASC, LLC	CO	NIA	SCLHS-SCA Holdings, LLC	Ownership	62.810	UnitedHealth Group Incorporated	NO	
		.0000	20-2547795				Main Line Spine Surgery Center, LLC	PA	NIA	Virtua-SCA Holdings II, LLC	Ownership	55.000	UnitedHealth Group Incorporated	NO	.2
.0707	UnitedHealth Group Incorporated	.60321	52-1803283				MANSI Life and Health Insurance Company	MD	IA	United HealthCare Services, Inc.	Ownership	100.000	UnitedHealth Group Incorporated	NO	
.0707	UnitedHealth Group Incorporated	.52014	65-0303864				Managed Care of North America, Inc.	FL	IA	MCNA Health Care Holdings, LLC	Ownership	100.000	UnitedHealth Group Incorporated	NO	
		.0000	14-1782475				Managed Physical Network, Inc.	NY	NIA	OptumHealth Care Solutions, LLC	Ownership	100.000	UnitedHealth Group Incorporated	NO	
		.0000	86-1354607				Mansfield Endoscopy Center, LLC	TX	NIA	Surgical Care Affiliates, LLC	Influence	0.000	UnitedHealth Group Incorporated	NO	
		.0000	20-2880404				March Holdings, Inc.	CA	NIA	Specialty Benefits, LLC	Ownership	100.000	UnitedHealth Group Incorporated	NO	
		.0000	95-4874334				March Vision Care Group, Incorporated	CA	NIA	California Spring Holdings, PC	Ownership	100.000	UnitedHealth Group Incorporated	NO	.1
		.0000	27-3115058				March Vision Care IPA, Inc.	NY	NIA	March Vision Care Group, Incorporated	Ownership	100.000	UnitedHealth Group Incorporated	NO	.1

STATEMENT AS OF MARCH 31, 2022 OF THE UnitedHealthcare Plan of the River Valley, Inc.

SCHEDULE Y
PART 1A - DETAIL OF INSURANCE HOLDING COMPANY SYSTEM

1	2	3	4	5	6	7	8	9	10	11	12	13	14	15	16
Group Code	Group Name	NAIC Company Code	ID Number	Federal RSSD	CIK	Name of Securities Exchange if Publicly Traded (U.S. or International)	Names of Parent, Subsidiaries Or Affiliates	Domiciliary Location	Relationship to Reporting Entity	Directly Controlled by (Name of Entity/Person)	Type of Control (Ownership, Board, Management, Attorney-in-Fact, Influence, Other)	If Control is Ownership Provide Percentage	Ultimate Controlling Entity(ies)/Person(s)	Is an SCA Filing Required? (Yes/No)	*
		.0000	45-4227915				March Vision Care of Texas, Inc.	TX	NIA	March Vision Care Group, Incorporated	Ownership	100.000	UnitedHealth Group Incorporated	NO	1
		.0000	20-3042852				March Vision Care, Inc.	CA	NIA	March Holdings, Inc.	Ownership	100.000	UnitedHealth Group Incorporated	NO	
		.0000	94-3377073				Marin Health Ventures, LLC	CA	NIA	Marin Specialty Surgery Center, LLC	Ownership	100.000	UnitedHealth Group Incorporated	NO	
		.0000	26-2637247				Marin Specialty Surgery Center, LLC	CA	NIA	MGH/SCA, LLC	Ownership	51.000	UnitedHealth Group Incorporated	NO	
		.0000	26-2601943				Marin Surgery Holdings, Inc.	DE	NIA	SC Affiliates, LLC	Ownership	100.000	UnitedHealth Group Incorporated	NO	
		.0000	85-2924503				Marlin Holding Company LLC	DE	NIA	Specialty Benefits, LLC	Ownership	100.000	UnitedHealth Group Incorporated	NO	
		.0000	52-1456812				Maryland Ambulatory Centers, LLC	MD	NIA	Surgery Center of Ellicott City, Inc.	Ownership	50.000	UnitedHealth Group Incorporated	NO	
		.0000	52-1456812				Maryland Ambulatory Centers, LLC	MD	NIA	Maryland-SCA Centers, LLC	Ownership	44.118	UnitedHealth Group Incorporated	NO	
		.0000	52-1401791				Maryland-SCA Centers, LLC	DE	NIA	SC Affiliates, LLC	Ownership	100.000	UnitedHealth Group Incorporated	NO	
		.0000					Massachusetts Assurance Company, Ltd. PIC	CYM	NIA	H&W Indemnity (SPC), Ltd.	Ownership	100.000	UnitedHealth Group Incorporated	NO	
		.0000					Massachusetts Assurance Company, Ltd. PIC	CYM	NIA	Collaborative Care Holdings, LLC	Ownership	100.000	UnitedHealth Group Incorporated	NO	
		.0000	20-0815305				Massachusetts Avenue Surgery Center, LLC	MD	NIA	SCA-Bethesda, LLC	Ownership	60.441	UnitedHealth Group Incorporated	NO	
		.0000	20-0815305				Massachusetts Avenue Surgery Center, LLC	MD	NIA	SC Affiliates, LLC	Ownership	1.540	UnitedHealth Group Incorporated	NO	
		.0000	43-1967820				MAT-RX DEVELOPMENT, L.L.C.	TX	NIA	WellMed Networks, Inc.	Ownership	100.000	UnitedHealth Group Incorporated	NO	1
		.0000	35-2262695				Mat-Rx Fort Worth GP, L.L.C.	TX	NIA	MAT-RX DEVELOPMENT, L.L.C.	Ownership	100.000	UnitedHealth Group Incorporated	NO	1
		.0000	62-1600267				McKenzie Surgery Center, L.P.	TN	NIA	SCA-Eugene, Inc.	Ownership	30.000	UnitedHealth Group Incorporated	NO	2
		.0000	45-2542951				MCNA Health Care Holdings, LLC	FL	NIA	Marlin Holding Company LLC	Ownership	100.000	UnitedHealth Group Incorporated	NO	
.0707	UnitedHealth Group Incorporated	.14063	52-2459969				MCNA Insurance Company	TX	IA	MCNA Health Care Holdings, LLC	Ownership	100.000	UnitedHealth Group Incorporated	NO	
		.0000	45-3641822				MCNA Systems Corp.	FL	NIA	MCNA Health Care Holdings, LLC	Ownership	100.000	UnitedHealth Group Incorporated	NO	
		.0000	42-1741594				MD Ops, Inc.	CA	NIA	North American Medical Management California, Inc.	Ownership	100.000	UnitedHealth Group Incorporated	NO	
.0707	UnitedHealth Group Incorporated	.96310	52-1169135				MD-Individual Practice Association, Inc.	MD	IA	United HealthCare Services, Inc.	Ownership	100.000	UnitedHealth Group Incorporated	NO	
		.0000	83-1183650				ME AHS UC LLC	DE	NIA	Riverside Medical Management, LLC	Ownership	70.000	UnitedHealth Group Incorporated	NO	
		.0000	81-0936574				ME Urgent Care Nebraska, Inc.	NE	NIA	Physician(s) Owned	Influence	0.000	UnitedHealth Group Incorporated	NO	1
		.0000	20-3824377				MedExpress Development, LLC	FL	NIA	Urgent Care MSO, LLC	Ownership	100.000	UnitedHealth Group Incorporated	NO	
		.0000	81-1265129				MedExpress Employed Services, Inc.	DE	NIA	Physician(s) Owned	Influence	0.000	UnitedHealth Group Incorporated	NO	1
		.0000	81-4550969				MedExpress Primary Care Arizona, P.C.	AZ	NIA	Physician(s) Owned	Influence	0.000	UnitedHealth Group Incorporated	NO	1
		.0000	84-4234388				MedExpress Primary Care Arkansas, P.A.	AR	NIA	Physician(s) Owned	Influence	0.000	UnitedHealth Group Incorporated	NO	1
		.0000	81-4605885				MedExpress Primary Care Kansas, P.A.	KS	NIA	Physician(s) Owned	Influence	0.000	UnitedHealth Group Incorporated	NO	1
		.0000	82-3384324				MedExpress Primary Care Maryland, P.C.	MD	NIA	Physician(s) Owned	Influence	0.000	UnitedHealth Group Incorporated	NO	1
		.0000	82-1096099				MedExpress Primary Care Massachusetts, P.C.	MA	NIA	Physician(s) Owned	Influence	0.000	UnitedHealth Group Incorporated	NO	1
		.0000	81-4396738				MedExpress Primary Care Minnesota P.C.	MN	NIA	Physician(s) Owned	Influence	0.000	UnitedHealth Group Incorporated	NO	1
		.0000	83-1077265				MedExpress Primary Care Oklahoma, P.C.	OK	NIA	Physician(s) Owned	Influence	0.000	UnitedHealth Group Incorporated	NO	1
		.0000	83-0764858				MedExpress Primary Care South Carolina, P.C.	SC	NIA	Physician(s) Owned	Influence	0.000	UnitedHealth Group Incorporated	NO	1
		.0000	84-2500750				MedExpress Primary Care Texas, P.A.	TX	NIA	Physician(s) Owned	Influence	0.000	UnitedHealth Group Incorporated	NO	1
		.0000	82-3395792				MedExpress Primary Care Virginia, P.C.	VA	NIA	Physician(s) Owned	Influence	0.000	UnitedHealth Group Incorporated	NO	1
		.0000	82-4401181				MedExpress Primary Care West Virginia, Inc.	WV	NIA	Physician(s) Owned	Influence	0.000	UnitedHealth Group Incorporated	NO	1
		.0000	81-4563448				MedExpress Primary Care Wisconsin, S.C.	WI	NIA	Physician(s) Owned	Influence	0.000	UnitedHealth Group Incorporated	NO	1
		.0000	83-2089623				MedExpress Urgent Care - Northern New Jersey PC	NJ	NIA	Physician(s) Owned	Influence	0.000	UnitedHealth Group Incorporated	NO	1
		.0000	45-5388778				MedExpress Urgent Care - New Jersey, P.C.	NJ	NIA	Physician(s) Owned	Influence	0.000	UnitedHealth Group Incorporated	NO	1
		.0000	32-0533926				MedExpress Urgent Care Alabama, LLC	AL	NIA	Urgent Care Holdings, Inc.	Ownership	100.000	UnitedHealth Group Incorporated	NO	
		.0000	81-4030280				MedExpress Urgent Care Arizona, P.C.	AZ	NIA	Physician(s) Owned	Influence	0.000	UnitedHealth Group Incorporated	NO	1
		.0000	46-4348120				MedExpress Urgent Care Arkansas, P.A.	AR	NIA	Physician(s) Owned	Influence	0.000	UnitedHealth Group Incorporated	NO	1
		.0000	82-0930142				MedExpress Urgent Care California, P.C.	CA	NIA	Physician(s) Owned	Influence	0.000	UnitedHealth Group Incorporated	NO	1
		.0000	81-1956812				MedExpress Urgent Care Connecticut, P.C.	CT	NIA	Physician(s) Owned	Influence	0.000	UnitedHealth Group Incorporated	NO	1
		.0000	82-1135336				MedExpress Urgent Care Idaho, P.C.	ID	NIA	Physician(s) Owned	Influence	0.000	UnitedHealth Group Incorporated	NO	1
		.0000	47-4308614				MedExpress Urgent Care Illinois, P.C.	IL	NIA	Physician(s) Owned	Influence	0.000	UnitedHealth Group Incorporated	NO	1
		.0000	81-5353472				MedExpress Urgent Care Iowa, P.C.	IA	NIA	Physician(s) Owned	Influence	0.000	UnitedHealth Group Incorporated	NO	1
		.0000	47-1919283				MedExpress Urgent Care Kansas, P.A.	KS	NIA	Physician(s) Owned	Influence	0.000	UnitedHealth Group Incorporated	NO	1
		.0000	82-1719888				MedExpress Urgent Care Maine, Inc.	ME	NIA	Urgent Care Holdings, Inc.	Ownership	100.000	UnitedHealth Group Incorporated	NO	
		.0000	81-1125396				MedExpress Urgent Care Minnesota P.C.	MN	NIA	Physician(s) Owned	Influence	0.000	UnitedHealth Group Incorporated	NO	1
		.0000	47-3132625				MedExpress Urgent Care Missouri P.C.	MO	NIA	Physician(s) Owned	Influence	0.000	UnitedHealth Group Incorporated	NO	1

STATEMENT AS OF MARCH 31, 2022 OF THE UnitedHealthcare Plan of the River Valley, Inc.

SCHEDULE Y
PART 1A - DETAIL OF INSURANCE HOLDING COMPANY SYSTEM

1	2	3	4	5	6	7	8	9	10	11	12	13	14	15	16
Group Code	Group Name	NAIC Company Code	ID Number	Federal RSSD	CIK	Name of Securities Exchange if Publicly Traded (U.S. or International)	Names of Parent, Subsidiaries Or Affiliates	Domiciliary Location	Relationship to Reporting Entity	Directly Controlled by (Name of Entity/Person)	Type of Control (Ownership, Board, Management, Attorney-in-Fact, Influence, Other)	If Control is Ownership Provide Percentage	Ultimate Controlling Entity(ies)/Person(s)	Is an SCA Filing Required? (Yes/No)	*
		.0000	82-0631738				MedExpress Urgent Care New Hampshire, Inc.	NH	NIA	Urgent Care Holdings, Inc.	Ownership	100.000	UnitedHealth Group Incorporated	NO	
		.0000	81-5138747				MedExpress Urgent Care North Carolina, P.C.	NC	NIA	Physician(s) Owned	Influence	0.000	UnitedHealth Group Incorporated	NO	1
		.0000	20-2545363				MedExpress Urgent Care of Boynton Beach, LLC	FL	NIA	MedExpress Development, LLC	Ownership	100.000	UnitedHealth Group Incorporated	NO	
		.0000	82-1919436				MedExpress Urgent Care Oregon, P.C.	OR	NIA	Physician(s) Owned	Influence	0.000	UnitedHealth Group Incorporated	NO	1
		.0000	81-5362765				MedExpress Urgent Care Rhode Island, P.C.	RI	NIA	Physician(s) Owned	Influence	0.000	UnitedHealth Group Incorporated	NO	1
		.0000	81-5380706				MedExpress Urgent Care South Carolina, P.C.	SC	NIA	Physician(s) Owned	Influence	0.000	UnitedHealth Group Incorporated	NO	1
		.0000	47-5147441				MedExpress Urgent Care Texas, P.A.	TX	NIA	Physician(s) Owned	Influence	0.000	UnitedHealth Group Incorporated	NO	1
		.0000	82-2443118				MedExpress Urgent Care Washington, P.C.	WA	NIA	Physician(s) Owned	Influence	0.000	UnitedHealth Group Incorporated	NO	1
		.0000	81-4281678				MedExpress Urgent Care Wisconsin, S.C.	WI	NIA	Physician(s) Owned	Influence	0.000	UnitedHealth Group Incorporated	NO	1
		.0000	85-1474287				MedExpress Urgent Care, Inc. - Ohio	OH	NIA	Urgent Care Holdings, Inc.	Ownership	100.000	UnitedHealth Group Incorporated	NO	
		.0000	26-4546400				MedExpress Urgent Care, Inc. - West Virginia	WV	NIA	Physician(s) Owned	Influence	0.000	UnitedHealth Group Incorporated	NO	1
		.0000	47-1804667				MedExpress Urgent Care, P.C. - Georgia	GA	NIA	Physician(s) Owned	Influence	0.000	UnitedHealth Group Incorporated	NO	1
		.0000	90-0929572				MedExpress Urgent Care, P.C. - Indiana	IN	NIA	Physician(s) Owned	Influence	0.000	UnitedHealth Group Incorporated	NO	1
		.0000	45-3461101				MedExpress Urgent Care, P.C. - Maryland	MD	NIA	Physician(s) Owned	Influence	0.000	UnitedHealth Group Incorporated	NO	1
		.0000	47-1857908				MedExpress Urgent Care, P.C. - Massachusetts	MA	NIA	Physician(s) Owned	Influence	0.000	UnitedHealth Group Incorporated	NO	1
		.0000	46-4793937				MedExpress Urgent Care, P.C. - Michigan	MI	NIA	Physician(s) Owned	Influence	0.000	UnitedHealth Group Incorporated	NO	1
		.0000	47-1824365				MedExpress Urgent Care, P.C. - Oklahoma	OK	NIA	Physician(s) Owned	Influence	0.000	UnitedHealth Group Incorporated	NO	1
		.0000	26-3750502				MedExpress Urgent Care, P.C. - Pennsylvania	PA	NIA	Physician(s) Owned	Influence	0.000	UnitedHealth Group Incorporated	NO	1
		.0000	45-4973138				MedExpress Urgent Care, P.C. - Tennessee	TN	NIA	Physician(s) Owned	Influence	0.000	UnitedHealth Group Incorporated	NO	1
		.0000	45-3123110				MedExpress Urgent Care, P.C. - Virginia	VA	NIA	Physician(s) Owned	Influence	0.000	UnitedHealth Group Incorporated	NO	1
		.0000	83-1565124				MedExpress Urgent Care, P.S.C. - Kentucky	KY	NIA	Physician(s) Owned	Influence	0.000	UnitedHealth Group Incorporated	NO	1
		.0000	45-5436856				MedExpress, Inc. - Delaware	DE	NIA	Physician(s) Owned	Influence	0.000	UnitedHealth Group Incorporated	NO	1
		.0000	75-2566987				Medical Clinic of North Texas PLLC	TX	NIA	USMD Affiliated Services	Ownership	100.000	UnitedHealth Group Incorporated	NO	
		.0000					Medical Hilfe S.A.	CHL	NIA	Saden S.A.	Ownership	0.000	UnitedHealth Group Incorporated	NO	
		.0000					Medical Hilfe S.A.	CHL	NIA	Home Medical S.A.	Ownership	100.000	UnitedHealth Group Incorporated	NO	
		.0000	95-4708497				Medical Support Los Angeles, Inc.	CA	NIA	MSLA Management LLC	Ownership	100.000	UnitedHealth Group Incorporated	NO	
		.0000	26-0636717				Medical Surgical Centers of America, Inc.	DE	NIA	ASC Network, LLC	Ownership	100.000	UnitedHealth Group Incorporated	NO	
		.0000	32-0037402				Medical Transportation Services, LLC	FL	NIA	United HealthCare Services, Inc.	Ownership	100.000	UnitedHealth Group Incorporated	NO	
		.0000	75-2515691				MedSynergies, LLC	DE	NIA	Mustang Razorback Holdings, Inc.	Ownership	100.000	UnitedHealth Group Incorporated	NO	
		.0000	58-2101921				Melbourne Surgery Center, LLC	GA	NIA	Surgical Care Partners of Melbourne, LLC	Ownership	100.000	UnitedHealth Group Incorporated	NO	
		.0000	82-4964787				Memorial City Holdings, LLC	DE	NIA	SCA-Memorial City, LLC	Ownership	51.000	UnitedHealth Group Incorporated	NO	
		.0000	82-3689933				Memorial City Partners, LLC	DE	NIA	Memorial City Holdings, LLC	Ownership	51.000	UnitedHealth Group Incorporated	NO	
		.0000	82-3689933				Memorial City Partners, LLC	DE	NIA	SCA-Memorial City, LLC	Ownership	11.000	UnitedHealth Group Incorporated	NO	
		.0000	95-4688463				Memorial Healthcare IPA, GP	CA	NIA	MH Physician Three Holdco, a Medical Corporation	Ownership	99.000	UnitedHealth Group Incorporated	NO	1
		.0000	37-1782795				Memorial Houston Surgery Center, LLC	TX	NIA	SCA-Memorial, LLC	Ownership	51.209	UnitedHealth Group Incorporated	NO	
		.0000	26-1394069				MemorialCare Surgical Center at Orange Coast, LLC	CA	NIA	Beach Surgical Holdings LLC	Ownership	52.825	UnitedHealth Group Incorporated	NO	2
		.0000	20-3678259				MemorialCare Surgical Center at Saddleback, LLC	CA	NIA	Beach Surgical Holdings LLC	Ownership	53.426	UnitedHealth Group Incorporated	NO	2
		.0000	62-1396317				Mental Health Resources, PLLC	TN	NIA	Physician(s) Owned	Influence	0.000	UnitedHealth Group Incorporated	NO	1
		.0000	27-0203906				Mesquite Liberty, LLC	NV	NIA	Sierra Health Services, Inc.	Ownership	80.357	UnitedHealth Group Incorporated	NO	
		.0000	38-3861395				MGH/SCA, LLC	CA	NIA	SC Affiliates, LLC	Ownership	1.000	UnitedHealth Group Incorporated	NO	
		.0000	38-3861395				MGH/SCA, LLC	CA	NIA	Marin Surgery Holdings, Inc.	Ownership	99.000	UnitedHealth Group Incorporated	NO	
		.0000	27-4691544				MH Physician Three Holdco, a Medical Corporation	CA	NIA	Physician(s) Owned	Influence	0.000	UnitedHealth Group Incorporated	NO	1
		.0000	27-2252446				MHC Real Estate Holdings, LLC	CA	NIA	Monarch Management Services, Inc.	Ownership	100.000	UnitedHealth Group Incorporated	NO	
		.0000	80-0507474				MHCH, Inc.	CA	NIA	Monarch HealthCare, A Medical Group, Inc.	Ownership	100.000	UnitedHealth Group Incorporated	NO	1
		.0000	27-4691508				MHIPA Physician Two Holdco, a Medical Corporation	CA	NIA	Physician(s) Owned	Influence	0.000	UnitedHealth Group Incorporated	NO	1
		.0000	36-4600281				Miami Surgery Center, LLC	DE	NIA	SCA-Doral, LLC	Ownership	50.185	UnitedHealth Group Incorporated	NO	

16.15

STATEMENT AS OF MARCH 31, 2022 OF THE UnitedHealthcare Plan of the River Valley, Inc.

SCHEDULE Y
PART 1A - DETAIL OF INSURANCE HOLDING COMPANY SYSTEM

1	2	3	4	5	6	7	8	9	10	11	12	13	14	15	16
Group Code	Group Name	NAIC Company Code	ID Number	Federal RSSD	CIK	Name of Securities Exchange if Publicly Traded (U.S. or International)	Names of Parent, Subsidiaries Or Affiliates	Domi-ciliary Location	Relation-ship to Reporting Entity	Directly Controlled by (Name of Entity/Person)	Type of Control (Ownership, Board, Management, Attorney-in-Fact, Influence, Other)	If Control is Ownership Provide Percentage	Ultimate Controlling Entity(ies)/Person(s)	Is an SCA Filing Re-quired? (Yes/No)	*
.0707	UnitedHealth Group Incorporated	.66087	62-0724538				Mid-West National Life Insurance Company of Tennessee	TX	IA	HealthMarkets, LLC	Ownership	100.000	UnitedHealth Group Incorporated	NO	
		.00000	20-3345412				Midlands Orthopaedics Surgery Center, LLC	SC	NIA	SCA-Midlands, LLC	Ownership	47.312	UnitedHealth Group Incorporated	NO	2
		.00000	20-8103522				Midwest Center for Day Surgery, LLC	IL	NIA	Advocate-SCA Partners, LLC	Ownership	65.457	UnitedHealth Group Incorporated	NO	
		.00000	83-0543458				Wile High SurgiCenter, LLC	CO	NIA	SCA-Denver Physicians Holdings, LLC	Ownership	100.000	UnitedHealth Group Incorporated	NO	
		.00000	47-2117693				Mindscapes Counseling, LLC	CT	NIA	Refresh Connecticut LLC	Ownership	100.000	UnitedHealth Group Incorporated	NO	1
		.00000	81-2977678				Mobile Medical Services of New Jersey, PC	NJ	NIA	Physician(s) Owned	Influence	0.000	UnitedHealth Group Incorporated	NO	1
		.00000	30-0445773				Mobile Medical Services, P.C.	NY	NIA	Physician(s) Owned	Influence	0.000	UnitedHealth Group Incorporated	NO	1
		.00000	63-0883553				Mobile-SC, LTD.	AL	NIA	SCA-Mobile, LLC	Ownership	20.000	UnitedHealth Group Incorporated	NO	2
		.00000	85-3287029				Moen, M.D., P.C.	CA	NIA	Physician(s) Owned	Influence	0.000	UnitedHealth Group Incorporated	NO	1
		.00000	22-3935634				Monarch Health Plan, Inc.	CA	NIA	Monarch HealthCare, A Medical Group, Inc. MH Physician Three Holdco, a Medical Corporation	Ownership	100.000	UnitedHealth Group Incorporated	NO	1
		.00000	33-0587660				Monarch HealthCare, A Medical Group, Inc.	CA	NIA	Collaborative Care Holdings, LLC	Ownership	100.000	UnitedHealth Group Incorporated	NO	1
		.00000	45-3142852				Monarch Management Services, Inc.	DE	NIA	Physician(s) Owned	Influence	0.000	UnitedHealth Group Incorporated	NO	1
		.00000	84-4887072				Monika Roots, M.D., P.C.	CA	NIA	Physician(s) Owned	Influence	0.000	UnitedHealth Group Incorporated	NO	1
		.00000	52-1401868				Montgomery Surgery Center Limited Partnership	MD	NIA	Maryland Ambulatory Centers, LLC	Ownership	51.000	UnitedHealth Group Incorporated	NO	
		.00000	26-3513595				Morris County Surgical Center, LLC	NJ	NIA	SCA-Morris County, LLC	Ownership	52.662	UnitedHealth Group Incorporated	NO	
		.00000	20-5892451				Mosaic Management Services, Inc.	CA	NIA	Talbert Medical Group, P.C.	Ownership	100.000	UnitedHealth Group Incorporated	NO	1
		.00000	81-1633765				MSLA Management LLC	DE	NIA	OptumServe Health Services, Inc.	Ownership	100.000	UnitedHealth Group Incorporated	NO	
		.00000	62-1506649				Mt. Pleasant Surgery Center, L.P.	TN	NIA	SCA-Mt. Pleasant, LLC	Ownership	99.000	UnitedHealth Group Incorporated	NO	
		.00000	62-1506649				Mt. Pleasant Surgery Center, L.P.	TN	NIA	Endoscopy Center Affiliates, Inc.	Ownership	1.000	UnitedHealth Group Incorporated	NO	
		.00000	98-1285432				Multiangio Ltda.	BRA	NIA	Esho - Empresa de Serviços Hospitalares S.A.	Ownership	100.000	UnitedHealth Group Incorporated	NO	
		.00000	45-4450466				Murrells Inlet ASC, LLC	SC	NIA	SCA Murrells Inlet, LLC	Ownership	65.000	UnitedHealth Group Incorporated	NO	
		.00000	20-4209261				Muskogee Surgical Investors, LLC	OK	NIA	Surgery Center of Muskogee, LLC	Ownership	100.000	UnitedHealth Group Incorporated	NO	
		.00000	47-1935798				Mustang Razorback Holdings, Inc.	DE	NIA	Optum360 Solutions, LLC	Ownership	100.000	UnitedHealth Group Incorporated	NO	
		.00000	26-2564744				My Wellness Solutions, LLC	DE	NIA	OptumHealth Care Solutions, LLC	Ownership	100.000	UnitedHealth Group Incorporated	NO	
		.00000	20-3236839				NAMM Holdings, Inc.	DE	NIA	Aveta Inc.	Ownership	100.000	UnitedHealth Group Incorporated	NO	
		.00000	56-2627070				NAMM Medical Group Holdings, Inc.	CA	NIA	Physician(s) Owned	Influence	0.000	UnitedHealth Group Incorporated	NO	1
		.00000	61-1627269				NAMM MGH, Inc.	CA	NIA	Physician(s) Owned	Influence	0.000	UnitedHealth Group Incorporated	NO	1
.0707	UnitedHealth Group Incorporated	.98205	73-1187572				National Foundation Life Insurance Company	TX	IA	Enterprise Life Insurance Company	Ownership	100.000	UnitedHealth Group Incorporated	NO	
.0707	UnitedHealth Group Incorporated	.95251	76-0196559				National Pacific Dental, Inc.	TX	IA	Dental Benefit Providers, Inc.	Ownership	100.000	UnitedHealth Group Incorporated	NO	
		.00000	36-3549627				National Surgery Centers, LLC	DE	NIA	Surgical Care Affiliates, LLC	Ownership	100.000	UnitedHealth Group Incorporated	NO	
		.00000	45-3735192				Navigator Health, Inc.	DE	NIA	naviHealth Holdings, LLC	Ownership	100.000	UnitedHealth Group Incorporated	NO	
		.00000	84-2283691				Naviguard, Inc.	DE	NIA	United HealthCare Services, Inc.	Ownership	100.000	UnitedHealth Group Incorporated	NO	
		.00000	84-3482655				naviHealth Care at Home, LLC	DE	NIA	naviHealth, Inc.	Ownership	100.000	UnitedHealth Group Incorporated	NO	
		.00000	85-0975337				naviHealth Coordinated Care SC, P.C.	MI	NIA	Physician(s) Owned	Influence	0.000	UnitedHealth Group Incorporated	NO	1
		.00000	84-5020906				naviHealth Coordinated Care, LLC	DE	NIA	naviHealth, Inc.	Ownership	100.000	UnitedHealth Group Incorporated	NO	
		.00000	35-2431677				naviHealth Holdings, LLC	DE	NIA	Nomad Buyer, Inc.	Ownership	100.000	UnitedHealth Group Incorporated	NO	
		.00000	84-3469040				naviHealth Michigan HBPC, P.C.	MI	NIA	Physician(s) Owned	Influence	0.000	UnitedHealth Group Incorporated	NO	1
		.00000	61-1669841				naviHealth SM Holdings, Inc.	DE	NIA	naviHealth Holdings, LLC	Ownership	100.000	UnitedHealth Group Incorporated	NO	
		.00000	36-4719151				naviHealth, Inc.	DE	NIA	naviHealth Holdings, LLC	Ownership	100.000	UnitedHealth Group Incorporated	NO	
		.00000	47-2693055				NC Center For Resiliency, PLLC	NC	NIA	Physician(s) Owned	Influence	0.000	UnitedHealth Group Incorporated	NO	1
.0707	UnitedHealth Group Incorporated	.95123	65-0996107				Neighborhood Health Partnership, Inc.	FL	IA	UnitedHealthcare, Inc.	Ownership	100.000	UnitedHealth Group Incorporated	NO	
		.00000	20-4755277				Netwerkes, LLC	TN	NIA	Optum360 Solutions, LLC	Ownership	100.000	UnitedHealth Group Incorporated	NO	
.0707	UnitedHealth Group Incorporated	.95758	88-0228572				Nevada Pacific Dental	NV	IA	Dental Benefit Providers, Inc.	Ownership	100.000	UnitedHealth Group Incorporated	NO	
		.00000	72-1267232				New Orleans Regional Physician Hospital Organization, L.L.C.	LA	NIA	UnitedHealthcare, Inc.	Ownership	100.000	UnitedHealth Group Incorporated	NO	
		.00000	93-1173779				New Perspectives Center for Counseling & Therapy, L.L.C.	OR	NIA	Physician(s) Owned	Influence	0.000	UnitedHealth Group Incorporated	NO	1
		.00000	84-1250135				New West Physicians, Inc.	CO	NIA	Newton Holdings, LLC	Ownership	100.000	UnitedHealth Group Incorporated	NO	
		.00000	86-3891057				New York Licensed Clinical Social Work, P.C.	NY	NIA	Physician(s) Owned	Influence	0.000	UnitedHealth Group Incorporated	NO	1

STATEMENT AS OF MARCH 31, 2022 OF THE UnitedHealthcare Plan of the River Valley, Inc.

SCHEDULE Y
PART 1A - DETAIL OF INSURANCE HOLDING COMPANY SYSTEM

1	2	3	4	5	6	7	8	9	10	11	12	13	14	15	16
Group Code	Group Name	NAIC Company Code	ID Number	Federal RSSD	CIK	Name of Securities Exchange if Publicly Traded (U.S. or International)	Names of Parent, Subsidiaries Or Affiliates	Domiciliary Location	Relationship to Reporting Entity	Directly Controlled by (Name of Entity/Person)	Type of Control (Ownership, Board, Management, Attorney-in-Fact, Influence, Other)	If Control is Ownership Provide Percentage	Ultimate Controlling Entity(ies)/Person(s)	Is an SCA Filing Required? (Yes/No)	*
		.0000	30-1080342				Newton Holdings, LLC	DE	NIA	Collaborative Care Holdings, LLC	Ownership	80.100	UnitedHealth Group Incorporated	NO	
		.0000	83-1111251				Nomad Buyer, Inc.	DE	NIA	UnitedHealth Group Incorporated	Ownership	100.000	UnitedHealth Group Incorporated	NO	
		.0000	33-0673955				North American Medical Management California, Inc.	TN	NIA	NAMM Holdings, Inc.	Ownership	100.000	UnitedHealth Group Incorporated	NO	
		.0000	27-2248103				North Dallas Surgical Center, LLC	DE	NIA	Surgical Care Affiliates, LLC	Influence	0.000	UnitedHealth Group Incorporated	NO	
		.0000	91-1276412				North Kitsap Ambulatory Surgery Center, LLC	WA	NIA	SCA Pacific Surgery Holdings, LLC	Ownership	9.990	UnitedHealth Group Incorporated	NO	2
		.0000	20-2564137				North Puget Sound Oncology Equipment Leasing Company, LLC	WA	NIA	Everett MSO, Inc.	Ownership	71.250	UnitedHealth Group Incorporated	NO	
		.0000	88-0245121				Northern Nevada Health Network, Inc.	NV	NIA	Sierra Health Services, Inc.	Ownership	100.000	UnitedHealth Group Incorporated	NO	
		.0000	63-1240726				Northern Rockies Surgery Center, L.P.	TN	NIA	Northern Rockies Surgicenter, Inc.	Ownership	40.000	UnitedHealth Group Incorporated	NO	2
		.0000	81-0399251				Northern Rockies Surgicenter, Inc.	MT	NIA	National Surgery Centers, LLC	Ownership	100.000	UnitedHealth Group Incorporated	NO	
		.0000	86-0646417				Northlight Counseling Associates, Inc.	AZ	NIA	Physician(s) Owned	Influence	0.000	UnitedHealth Group Incorporated	NO	1
		.0000	91-1699944				Northwest Medical Group Alliance, LLC	WA	NIA	The Polyclinic, PLLC	Ownership	21.480	UnitedHealth Group Incorporated	NO	1
		.0000	45-5055997				Northwest Spine and Laser Surgery Center LLC	OR	NIA	SCA Northwest Holdings, LLC	Ownership	51.000	UnitedHealth Group Incorporated	NO	
		.0000	37-1007387				Northwest Surgicare, LLC	DE	NIA	Surgery Center Holding, LLC	Ownership	100.000	UnitedHealth Group Incorporated	NO	
		.0000	75-2494046				Northwest Surgicare, Ltd., an Illinois Limited Partnership	IL	NIA	Northwest Surgicare, LLC	Ownership	66.000	UnitedHealth Group Incorporated	NO	
		.0000	75-2494046				Northwest Surgicare, Ltd., an Illinois Limited Partnership	IL	NIA	Endoscopy Center Affiliates, Inc.	Ownership	1.000	UnitedHealth Group Incorporated	NO	
		.0000	61-1855159				NPN IPA Washington, PLLC	WA	NIA	Everett Physicians, Inc. P.S.	Ownership	100.000	UnitedHealth Group Incorporated	NO	1
		.0000	56-1963226				NSC Greensboro West, LLC	DE	NIA	National Surgery Centers, LLC	Ownership	49.000	UnitedHealth Group Incorporated	NO	2
		.0000	56-1775016				NSC Greensboro, LLC	DE	NIA	National Surgery Centers, LLC	Ownership	100.000	UnitedHealth Group Incorporated	NO	
		.0000	36-4210296				NSC Lancaster, LLC	DE	NIA	National Surgery Centers, LLC	Ownership	100.000	UnitedHealth Group Incorporated	NO	
		.0000	91-1553479				NSC Seattle, Inc.	WA	NIA	National Surgery Centers, LLC	Ownership	100.000	UnitedHealth Group Incorporated	NO	
		.0000	33-0812824				NSC Upland, LLC	DE	NIA	National Surgery Centers, LLC	Ownership	100.000	UnitedHealth Group Incorporated	NO	
		.0000	38-2481929				Oakland Psychological Clinic, P.C.	MI	NIA	Perspectives of Troy, P.C.	Ownership	100.000	UnitedHealth Group Incorporated	NO	1
		.0000	83-4364718				OC Cardiology Practice Partners, LLC	DE	NIA	SC Affiliates, LLC	Ownership	100.000	UnitedHealth Group Incorporated	NO	
		.0000	84-3189778				OCC MSO, LLC	DE	NIA	OptumCare Specialty Practices, LLC	Ownership	50.000	UnitedHealth Group Incorporated	NO	
		.0000	45-2662292				OhioSolutions.org LLC	OH	NIA	Refresh Mental Health, Inc.	Ownership	100.000	UnitedHealth Group Incorporated	NO	
		.0000	93-0979031				OHR Physician Group, P.C.	OR	NIA	Physician(s) Owned	Influence	0.000	UnitedHealth Group Incorporated	NO	1
		.0000	98-1454609				Omesa SpA	CHL	NIA	Vida Integra S.p.A.	Ownership	99.996	UnitedHealth Group Incorporated	NO	
		.0000	98-1454609				Omesa SpA	CHL	NIA	Saden S.A.	Ownership	0.004	UnitedHealth Group Incorporated	NO	
		.0000	27-0062838				OmniClaim, LLC	DE	NIA	Equian, LLC	Ownership	100.000	UnitedHealth Group Incorporated	NO	
		.0000	98-1456252				Oncocare S.A.C.	PER	NIA	Pacifico S.A. Entidad Prestadora de Salud	Ownership	80.000	UnitedHealth Group Incorporated	NO	
		.0000	26-1914835				Ophthalmology Surgery Center of Dallas, LLC	TX	NIA	Surgical Care Affiliates, LLC	Influence	0.000	UnitedHealth Group Incorporated	NO	
.0707	UnitedHealth Group Incorporated	.9694	52-1518174				Optimum Choice, Inc.	MD	IA	United HealthCare Services, Inc.	Ownership	100.000	UnitedHealth Group Incorporated	NO	
		.0000	47-0858534		3202702		Optum Bank, Inc.	UT	NIA	Optum Financial, Inc.	Ownership	100.000	UnitedHealth Group Incorporated	NO	
		.0000	36-3437660				Optum Biometrics, Inc.	IL	NIA	OptumHealth Care Solutions, LLC	Ownership	100.000	UnitedHealth Group Incorporated	NO	
		.0000	45-3143218				Optum Care Networks, Inc.	DE	NIA	Collaborative Care Holdings, LLC	Ownership	100.000	UnitedHealth Group Incorporated	NO	
		.0000	13-4138665				Optum Care of New York Management, Inc.	NV	NIA	Inspiris, Inc.	Ownership	100.000	UnitedHealth Group Incorporated	NO	
		.0000	26-0683057				Optum Care Services Company	TN	NIA	Inspiris, Inc.	Ownership	100.000	UnitedHealth Group Incorporated	NO	
		.0000	83-1959511				Optum Care, Inc.	DE	NIA	Collaborative Care Services, Inc.	Ownership	100.000	UnitedHealth Group Incorporated	NO	
		.0000	75-2778455				Optum Clinic, P.A.	TX	NIA	Physician(s) Owned	Influence	0.000	UnitedHealth Group Incorporated	NO	1
		.0000	88-1704725				Optum Clinics Holding Company, Inc.	DE	NIA	Collaborative Care Holdings, LLC	Ownership	100.000	UnitedHealth Group Incorporated	NO	
		.0000	37-1782217				Optum Clinics Holdings, Inc.	DE	NIA	Collaborative Care Holdings, LLC	Ownership	100.000	UnitedHealth Group Incorporated	NO	
		.0000	38-3969193				Optum Clinics Intermediate Holdings, Inc.	DE	NIA	Optum Clinics Holdings, Inc.	Ownership	100.000	UnitedHealth Group Incorporated	NO	
		.0000	20-3253658				Optum Compounding Services, LLC	AZ	NIA	Optum Pharmacy 801, Inc.	Ownership	100.000	UnitedHealth Group Incorporated	NO	
		.0000					Optum Digital Health Holdings, LLC	DE	NIA	Consumer Wellness Solutions, Inc.	Ownership	100.000	UnitedHealth Group Incorporated	NO	
		.0000	46-1981651				Optum Direct To Consumer, Inc.	DE	NIA	Optum, Inc.	Ownership	100.000	UnitedHealth Group Incorporated	NO	
		.0000	47-0858530				Optum Financial, Inc.	DE	NIA	OptumHealth Holdings, LLC	Ownership	100.000	UnitedHealth Group Incorporated	NO	
		.0000	85-2786455				Optum Frontier Therapies Holdings, LLC	DE	NIA	Optum, Inc.	Ownership	100.000	UnitedHealth Group Incorporated	NO	
		.0000	45-2532834				Optum Frontier Therapies II, LLC	NV	NIA	Optum Frontier Therapies Holdings, LLC	Ownership	100.000	UnitedHealth Group Incorporated	NO	
		.0000	45-2301399				Optum Frontier Therapies, LLC	MI	NIA	Optum Frontier Therapies Holdings, LLC	Ownership	100.000	UnitedHealth Group Incorporated	NO	

16.17

STATEMENT AS OF MARCH 31, 2022 OF THE UnitedHealthcare Plan of the River Valley, Inc.

SCHEDULE Y
PART 1A - DETAIL OF INSURANCE HOLDING COMPANY SYSTEM

1	2	3	4	5	6	7	8	9	10	11	12	13	14	15	16
Group Code	Group Name	NAIC Company Code	ID Number	Federal RSSD	CIK	Name of Securities Exchange if Publicly Traded (U.S. or International)	Names of Parent, Subsidiaries Or Affiliates	Domi-ciliary Location	Relation-ship to Reporting Entity	Directly Controlled by (Name of Entity/Person)	Type of Control (Ownership, Board, Management, Attorney-in-Fact, Influence, Other)	If Control is Ownership Provide Percentage	Ultimate Controlling Entity(ies)/Person(s)	Is an SCA Filing Re-quired? (Yes/No)	*
		.0000	87-1335182				Optum Genomics, Inc.	DE	NIA	United HealthCare Services, Inc.	Ownership	100.000	UnitedHealth Group Incorporated	NO	
		.0000	98-1103015				Optum Global Solutions (India) Private Limited	IND	NIA	UnitedHealth International, Inc.	Ownership	0.001	UnitedHealth Group Incorporated	NO	
		.0000	98-1103015				Optum Global Solutions (India) Private Limited	IND	NIA	Optum Global Solutions International B.V.	Ownership	99.999	UnitedHealth Group Incorporated	NO	
		.0000	98-1097776				Optum Global Solutions (Philippines), Inc.	PHL	NIA	Optum Global Solutions International B.V.	Ownership	99.991	UnitedHealth Group Incorporated	NO	
		.0000	98-1201187				Optum Global Solutions Colombia S.A.S.	COL	NIA	Bordeaux UK Holdings II Limited	Ownership	100.000	UnitedHealth Group Incorporated	NO	
		.0000	98-1201187				Optum Global Solutions International B.V.	NLD	NIA	OptumHealth International B.V.	Ownership	2.520	UnitedHealth Group Incorporated	NO	
		.0000	98-1201187				Optum Global Solutions International B.V.	NLD	NIA	Optum Technology, LLC	Ownership	97.480	UnitedHealth Group Incorporated	NO	
		.0000	04-3574101				Optum Government Solutions, Inc.	DE	NIA	OptumInsight, Inc.	Ownership	100.000	UnitedHealth Group Incorporated	NO	
		.0000	30-0226127				Optum Growth Partners Holdings, Inc.	DE	NIA	Optum, Inc.	Ownership	100.000	UnitedHealth Group Incorporated	NO	
		.0000	84-3719654				Optum Growth Partners, LLC	DE	NIA	Optum Growth Partners Holdings, Inc.	Ownership	100.000	UnitedHealth Group Incorporated	NO	
		.0000					Optum Health & Technology (Hong Kong) Limited	HKG	NIA	OptumHealth International B.V.	Ownership	100.000	UnitedHealth Group Incorporated	NO	
		.0000	98-1095799				Optum Health & Technology (India) Private Limited	IND	NIA	OptumHealth International B.V.	Ownership	99.999	UnitedHealth Group Incorporated	NO	
		.0000	98-1095799				Optum Health & Technology (India) Private Limited	IND	NIA	United Behavioral Health	Ownership	0.001	UnitedHealth Group Incorporated	NO	
		.0000	98-1097886				Optum Health & Technology (Singapore) Pte. Ltd.	SGP	NIA	OptumHealth International B.V.	Ownership	100.000	UnitedHealth Group Incorporated	NO	
		.0000	20-2149493				Optum Health & Technology (US), LLC	MO	NIA	OptumHealth Holdings, LLC	Ownership	100.000	UnitedHealth Group Incorporated	NO	
		.0000	43-1747235				Optum Health & Technology Holdings (US), Inc.	MO	NIA	Optum, Inc.	Ownership	100.000	UnitedHealth Group Incorporated	NO	
		.0000	98-1184561				Optum Health & Technology Serviços do Brasil Ltda.	BRA	NIA	OptumInsight, Inc.	Ownership	0.002	UnitedHealth Group Incorporated	NO	
		.0000	98-1184561				Optum Health & Technology Serviços do Brasil Ltda.	BRA	NIA	Optum Global Solutions International B.V.	Ownership	99.998	UnitedHealth Group Incorporated	NO	
		.0000	46-2385459				Optum Health Plan of California	DE	NIA	OptumCare Holdings, LLC	Ownership	100.000	UnitedHealth Group Incorporated	NO	
		.0000	98-1097921				Optum Health Services (Canada) Ltd.	CAN	NIA	Optum Health & Technology Holdings (US), Inc.	Ownership	100.000	UnitedHealth Group Incorporated	NO	
		.0000	98-1406274				Optum Health Solutions (Australia) Pty Ltd	AUS	NIA	Optum UK Solutions Group Limited	Ownership	100.000	UnitedHealth Group Incorporated	NO	
		.0000	98-1147355				Optum Health Solutions (UK) Limited	GBR	NIA	Optum UK Solutions Group Limited	Ownership	100.000	UnitedHealth Group Incorporated	NO	
		.0000	58-2068880				Optum Healthcare of Illinois, Inc.	GA	NIA	Optum Women's and Children's Health, LLC	Ownership	100.000	UnitedHealth Group Incorporated	NO	
		.0000	20-0212381				Optum Hospice Pharmacy Services, LLC	DE	NIA	OptumRx Health Solutions, LLC	Ownership	100.000	UnitedHealth Group Incorporated	NO	
		.0000	11-2997132				Optum Infusion Services 100, Inc.	NY	NIA	Optum Infusion Services 500, Inc.	Ownership	100.000	UnitedHealth Group Incorporated	NO	
		.0000	11-3485985				Optum Infusion Services 101, Inc.	NY	NIA	Optum Infusion Services 100, Inc.	Ownership	100.000	UnitedHealth Group Incorporated	NO	
		.0000	27-1533840				Optum Infusion Services 103, LLC	DE	NIA	Serquinox Holdings LLC	Ownership	100.000	UnitedHealth Group Incorporated	NO	
		.0000	57-0861358				Optum Infusion Services 200, Inc.	SC	NIA	Ambient Healthcare, Inc.	Ownership	100.000	UnitedHealth Group Incorporated	NO	
		.0000	55-0802777				Optum Infusion Services 201, Inc.	FL	NIA	Ambient Healthcare, Inc.	Ownership	100.000	UnitedHealth Group Incorporated	NO	
		.0000	20-4881413				Optum Infusion Services 202, Inc.	FL	NIA	Ambient Healthcare, Inc.	Ownership	100.000	UnitedHealth Group Incorporated	NO	
		.0000	33-1012700				Optum Infusion Services 203, Inc.	FL	NIA	Ambient Healthcare, Inc.	Ownership	100.000	UnitedHealth Group Incorporated	NO	
		.0000	55-0802774				Optum Infusion Services 204, Inc.	FL	NIA	Ambient Healthcare, Inc.	Ownership	100.000	UnitedHealth Group Incorporated	NO	
		.0000	26-3738273				Optum Infusion Services 205, Inc.	FL	NIA	Ambient Healthcare, Inc.	Ownership	100.000	UnitedHealth Group Incorporated	NO	
		.0000	63-1284325				Optum Infusion Services 206, Inc.	AL	NIA	Ambient Healthcare, Inc.	Ownership	100.000	UnitedHealth Group Incorporated	NO	
		.0000	63-0964525				Optum Infusion Services 207, Inc.	AL	NIA	Optum Infusion Services 206, Inc.	Ownership	100.000	UnitedHealth Group Incorporated	NO	
		.0000	20-4963945				Optum Infusion Services 208, Inc.	NC	NIA	Ambient Healthcare, Inc.	Ownership	100.000	UnitedHealth Group Incorporated	NO	
		.0000	55-0802779				Optum Infusion Services 209, Inc.	GA	NIA	Ambient Healthcare, Inc.	Ownership	100.000	UnitedHealth Group Incorporated	NO	
		.0000	75-2196224				Optum Infusion Services 301, LP	OK	NIA	Optum Infusion Services 500, Inc.	Ownership	99.950	UnitedHealth Group Incorporated	NO	
		.0000	75-2196224				Optum Infusion Services 301, LP	OK	NIA	Optum Infusion Services 305, LLC	Ownership	0.050	UnitedHealth Group Incorporated	NO	
		.0000	27-0668812				Optum Infusion Services 302, LLC	NE	NIA	Optum Infusion Services 500, Inc.	Ownership	100.000	UnitedHealth Group Incorporated	NO	
		.0000	26-2565032				Optum Infusion Services 305, LLC	DE	NIA	Optum Infusion Services 500, Inc.	Ownership	100.000	UnitedHealth Group Incorporated	NO	
		.0000	20-3741084				Optum Infusion Services 308, LLC	AZ	NIA	SCP Specialty Infusion, LLC	Ownership	100.000	UnitedHealth Group Incorporated	NO	
		.0000	02-0653265				Optum Infusion Services 401, LLC	CA	NIA	SCP Specialty Infusion, LLC	Ownership	100.000	UnitedHealth Group Incorporated	NO	
		.0000	26-4312858				Optum Infusion Services 402, LLC	CA	NIA	SCP Specialty Infusion, LLC	Ownership	100.000	UnitedHealth Group Incorporated	NO	

16.18

STATEMENT AS OF MARCH 31, 2022 OF THE UnitedHealthcare Plan of the River Valley, Inc.

SCHEDULE Y
PART 1A - DETAIL OF INSURANCE HOLDING COMPANY SYSTEM

1	2	3	4	5	6	7	8	9	10	11	12	13	14	15	16
Group Code	Group Name	NAIC Company Code	ID Number	Federal RSSD	CIK	Name of Securities Exchange if Publicly Traded (U.S. or International)	Names of Parent, Subsidiaries Or Affiliates	Domi-ciliary Location	Relation-ship to Reporting Entity	Directly Controlled by (Name of Entity/Person)	Type of Control (Ownership, Board, Management, Attorney-in-Fact, Influence, Other)	If Control is Ownership Provide Percentage	Ultimate Controlling Entity(ies)/Person(s)	Is an SCA Filing Re-quired? (Yes/No)	*
		.0000	47-0941801				Optum Infusion Services 403, LLC	CA	NIA	SCP Specialty Infusion, LLC	Ownership	100.000	UnitedHealth Group Incorporated	NO	
		.0000	93-1103256				Optum Infusion Services 404, LLC	OR	NIA	SCP Specialty Infusion, LLC	Ownership	100.000	UnitedHealth Group Incorporated	NO	
		.0000	27-3918706				Optum Infusion Services 500, Inc.	DE	NIA	AxelaCare, LLC	Ownership	100.000	UnitedHealth Group Incorporated	NO	
		.0000	84-2822134				Optum Infusion Services 501, Inc.	DE	NIA	Optum Infusion Services 500, Inc.	Ownership	100.000	UnitedHealth Group Incorporated	NO	
		.0000	01-0808529				Optum Infusion Services 550, LLC	DE	NIA	Diplomat Blocker, LLC	Ownership	100.000	UnitedHealth Group Incorporated	NO	
		.0000	04-3041221				Optum Infusion Services 551, LLC	CT	NIA	Diplomat Pharmacy, Inc.	Ownership	100.000	UnitedHealth Group Incorporated	NO	
		.0000	02-0651651				Optum Infusion Services 553, LLC	NC	NIA	Diplomat Pharmacy, Inc.	Ownership	100.000	UnitedHealth Group Incorporated	NO	
		.0000	46-3275933				Optum Infusion Services 554, Inc.	NY	NIA	Diplomat Pharmacy, Inc.	Ownership	100.000	UnitedHealth Group Incorporated	NO	
.0707	UnitedHealth Group Incorporated	.69647	31-0628424				Optum Insurance of Ohio, Inc.	OH	IA	OptumRx PBM of Maryland, LLC	Ownership	100.000	UnitedHealth Group Incorporated	NO	
		.0000	46-1615964				Optum Labs Topaz, Inc.	DE	NIA	Optum, Inc.	Ownership	100.000	UnitedHealth Group Incorporated	NO	
		.0000					Optum Labs, Inc.	PHL	NIA	Optum Labs, LLC	Ownership	99.988	UnitedHealth Group Incorporated	NO	
		.0000	41-1934238				Optum Labs, LLC	DE	NIA	United HealthCare Services, Inc.	Ownership	100.000	UnitedHealth Group Incorporated	NO	
		.0000	98-1209730				Optum Life Sciences (Canada) Inc.	CAN	NIA	OptumInsight Life Sciences, Inc.	Ownership	100.000	UnitedHealth Group Incorporated	NO	
		.0000	98-1098190				Optum Management Consulting (Shanghai) Co., Ltd.	CHN	NIA	Optum Health & Technology Holdings (US), Inc.	Ownership	100.000	UnitedHealth Group Incorporated	NO	
		.0000	30-0826311				Optum Medical Services of California, P.C.	CA	NIA	Physician(s) Owned	Influence	0.000	UnitedHealth Group Incorporated	NO	.1
		.0000	45-5424191				Optum Medical Services of Colorado, P.C.	CO	NIA	Physician(s) Owned	Influence	0.000	UnitedHealth Group Incorporated	NO	.1
		.0000	45-3866363				Optum Medical Services, P.C.	NC	NIA	Physician(s) Owned	Influence	0.000	UnitedHealth Group Incorporated	NO	.1
.0707	UnitedHealth Group Incorporated	.11068	30-0029448				Optum Networks of New Jersey, Inc.	DE	IA	OrthoNet Holdings, Inc.	Ownership	100.000	UnitedHealth Group Incorporated	NO	
		.0000	58-1873062				Optum of New York, Inc.	NY	NIA	Optum Women's and Children's Health, LLC	Ownership	100.000	UnitedHealth Group Incorporated	NO	
		.0000	98-1097761				Optum Operations (Ireland) Unlimited Company	IRL	NIA	UnitedHealthcare International VII S.à r.l.	Ownership	100.000	UnitedHealth Group Incorporated	NO	
		.0000	85-3355553				Optum Oregon MSO, LLC	DE	NIA	Collaborative Care Holdings, LLC	Ownership	100.000	UnitedHealth Group Incorporated	NO	
		.0000	20-8911466				Optum Palliative and Hospice Care of Pennsylvania, Inc.	TN	NIA	Hospice Inspiris Holdings, Inc.	Ownership	100.000	UnitedHealth Group Incorporated	NO	
		.0000	20-8911303				Optum Palliative and Hospice Care of Texas, Inc.	TN	NIA	Hospice Inspiris Holdings, Inc.	Ownership	100.000	UnitedHealth Group Incorporated	NO	
		.0000	45-3629080				Optum Perks LLC	DE	NIA	OptumRx PBM of Illinois, Inc.	Ownership	100.000	UnitedHealth Group Incorporated	NO	
		.0000	87-1235240				Optum Pharma Services Holdings, Inc.	DE	NIA	Optum, Inc.	Ownership	100.000	UnitedHealth Group Incorporated	NO	
		.0000	36-4435924				Optum Pharmacy 601, LLC	FL	NIA	Apothecary Holdings, Inc.	Ownership	100.000	UnitedHealth Group Incorporated	NO	
		.0000	82-4030553				Optum Pharmacy 700, LLC	DE	NIA	OptumRx Administrative Services, LLC	Ownership	100.000	UnitedHealth Group Incorporated	NO	
		.0000	84-2827343				Optum Pharmacy 701, LLC	DE	NIA	OptumRx Administrative Services, LLC	Ownership	100.000	UnitedHealth Group Incorporated	NO	
		.0000	46-2731176				Optum Pharmacy 702, LLC	IN	NIA	OptumRx PBM of Illinois, Inc.	Ownership	100.000	UnitedHealth Group Incorporated	NO	
		.0000	20-2719823				Optum Pharmacy 704, Inc.	TX	NIA	BriovaRx of Florida, Inc.	Ownership	100.000	UnitedHealth Group Incorporated	NO	
		.0000	55-0824381				Optum Pharmacy 705, LLC	AL	NIA	BriovaRx of Maine, Inc.	Ownership	100.000	UnitedHealth Group Incorporated	NO	
		.0000	74-3103518				Optum Pharmacy 706, Inc.	NY	NIA	Salveo Specialty Pharmacy, Inc.	Ownership	100.000	UnitedHealth Group Incorporated	NO	
		.0000	20-4515146				Optum Pharmacy 707, Inc.	CA	NIA	Salveo Specialty Pharmacy, Inc.	Ownership	100.000	UnitedHealth Group Incorporated	NO	
		.0000	27-2869469				Optum Pharmacy 800, Inc.	AZ	NIA	Apothecary Holdings, Inc.	Ownership	100.000	UnitedHealth Group Incorporated	NO	
		.0000	13-4318552				Optum Pharmacy 801, Inc.	AZ	NIA	Apothecary Holdings, Inc.	Ownership	100.000	UnitedHealth Group Incorporated	NO	
		.0000	26-4241458				Optum Pharmacy 803, Inc.	AZ	NIA	Apothecary Holdings, Inc.	Ownership	100.000	UnitedHealth Group Incorporated	NO	
		.0000	26-0583808				Optum Pharmacy 805, Inc.	AZ	NIA	Apothecary Holdings, Inc.	Ownership	100.000	UnitedHealth Group Incorporated	NO	
		.0000	27-0121303				Optum Pharmacy 806, Inc.	CA	NIA	Apothecary Holdings, Inc.	Ownership	100.000	UnitedHealth Group Incorporated	NO	
		.0000	20-4581265				Optum Public Sector Solutions, Inc.	DE	NIA	OptumInsight, Inc.	Ownership	100.000	UnitedHealth Group Incorporated	NO	
		.0000	46-3328009				Optum Rocket, LLC	DE	NIA	OptumInsight, Inc.	Ownership	100.000	UnitedHealth Group Incorporated	NO	
		.0000	26-0543382				Optum Senior Services, LLC	AL	NIA	Optum Hospice Pharmacy Services, LLC	Ownership	100.000	UnitedHealth Group Incorporated	NO	
		.0000	98-1307821				Optum Services (Ireland) Limited	IRL	NIA	Optum Operations (Ireland) Unlimited Company	Ownership	100.000	UnitedHealth Group Incorporated	NO	
		.0000	66-0870003				Optum Services (Puerto Rico) LLC	PRI	NIA	UnitedHealthcare International III B.V.	Ownership	100.000	UnitedHealth Group Incorporated	NO	
		.0000	45-4683454				Optum Services, Inc.	DE	NIA	Optum, Inc.	Ownership	100.000	UnitedHealth Group Incorporated	NO	
		.0000	98-0644599				Optum Solutions UK Holdings Limited	GBR	NIA	Optum Health & Technology Holdings (US), Inc.	Ownership	100.000	UnitedHealth Group Incorporated	NO	
		.0000	88-0722620				Optum Specialty Distribution Holdings, LLC	NV	NIA	Optum, Inc.	Ownership	100.000	UnitedHealth Group Incorporated	NO	
		.0000	46-5713629				Optum Technology, LLC	DE	NIA	OptumInsight, Inc.	Ownership	100.000	UnitedHealth Group Incorporated	NO	
		.0000	98-1097769				Optum UK Solutions Group Limited	GBR	NIA	Optum Solutions UK Holdings Limited	Ownership	100.000	UnitedHealth Group Incorporated	NO	

STATEMENT AS OF MARCH 31, 2022 OF THE UnitedHealthcare Plan of the River Valley, Inc.

SCHEDULE Y
PART 1A - DETAIL OF INSURANCE HOLDING COMPANY SYSTEM

1	2	3	4	5	6	7	8	9	10	11	12	13	14	15	16
Group Code	Group Name	NAIC Company Code	ID Number	Federal RSSD	CIK	Name of Securities Exchange if Publicly Traded (U.S. or International)	Names of Parent, Subsidiaries Or Affiliates	Domiciliary Location	Relationship to Reporting Entity	Directly Controlled by (Name of Entity/Person)	Type of Control (Ownership, Board, Management, Attorney-in-Fact, Influence, Other)	If Control is Ownership Provide Percentage	Ultimate Controlling Entity(ies)/Person(s)	Is an SCA Filing Required? (Yes/No)	*
		.0000					Optum Venture Global Partners II, LP	DE	NIA	Optum, Inc.	Ownership	99.000	UnitedHealth Group Incorporated	NO	
		.0000					Optum Venture Global Partners, LP	DE	NIA	Optum, Inc.	Ownership	99.000	UnitedHealth Group Incorporated	NO	
		.0000	83-2512708				Optum Venture Partners II, LP	DE	NIA	Optum, Inc.	Ownership	99.000	UnitedHealth Group Incorporated	NO	
		.0000					Optum Venture Partners III, LP	DE	NIA	Optum, Inc.	Ownership	99.000	UnitedHealth Group Incorporated	NO	
		.0000					Optum Venture Partners, LP	DE	NIA	Optum, Inc.	Ownership	99.000	UnitedHealth Group Incorporated	NO	
		.0000	85-0735012				Optum Washington Network, LLC	WA	NIA	Collaborative Care Holdings, LLC	Ownership	93.000	UnitedHealth Group Incorporated	NO	
		.0000	58-2205984				Optum Women's and Children's Health, LLC	DE	NIA	My Wellness Solutions, LLC	Ownership	100.000	UnitedHealth Group Incorporated	NO	
		.0000	30-0580620				Optum, Inc.	DE	NIA	United HealthCare Services, Inc.	Ownership	100.000	UnitedHealth Group Incorporated	NO	
		.0000	46-3983926				Optum360 Services, Inc.	DE	NIA	Optum Rocket, LLC	Ownership	100.000	UnitedHealth Group Incorporated	NO	
		.0000	82-3446942				Optum360 Solutions, LLC	DE	NIA	OptumInsight, Inc.	Ownership	100.000	UnitedHealth Group Incorporated	NO	
		.0000	46-3328307				Optum360, LLC	DE	NIA	Optum Rocket, LLC	Ownership	95.850	UnitedHealth Group Incorporated	NO	
		.0000	30-0940236				OptumCare ACO New Mexico, LLC	DE	NIA	OptumCare New Mexico, LLC	Ownership	100.000	UnitedHealth Group Incorporated	NO	
		.0000	83-3608739				OptumCare ACO West, LLC	DE	NIA	Collaborative Care Holdings, LLC	Ownership	100.000	UnitedHealth Group Incorporated	NO	
		.0000	47-1422097				OptumCare Clinical Trials, LLC	DE	NIA	OptumCare Holdings, LLC	Ownership	100.000	UnitedHealth Group Incorporated	NO	
		.0000	35-2597463				OptumCare Colorado ASC, LLC	CO	NIA	OptumCare Colorado, LLC	Ownership	100.000	UnitedHealth Group Incorporated	NO	
		.0000	47-2218380				OptumCare Colorado Springs, LLC	CO	NIA	OptumCare Holdings Colorado, LLC	Ownership	100.000	UnitedHealth Group Incorporated	NO	
		.0000	47-2196783				OptumCare Colorado, LLC	CO	NIA	OptumCare Management, LLC	Ownership	100.000	UnitedHealth Group Incorporated	NO	
		.0000	26-1508741				OptumCare Endoscopy Center New Mexico, LLC	NM	NIA	OptumCare New Mexico, LLC	Ownership	100.000	UnitedHealth Group Incorporated	NO	
		.0000	82-2227280				OptumCare Florida CI, LLC	DE	NIA	OptumCare Florida, LLC	Ownership	100.000	UnitedHealth Group Incorporated	NO	
		.0000	87-0408859				OptumCare Florida, LLC	DE	NIA	OptumCare Holdings, LLC	Ownership	100.000	UnitedHealth Group Incorporated	NO	
		.0000	30-0999065				OptumCare Holdings Colorado, LLC	CO	NIA	OptumCare Colorado, LLC	Ownership	85.000	UnitedHealth Group Incorporated	NO	
		.0000	56-2592163				OptumCare Holdings, LLC	CA	NIA	Collaborative Care Holdings, LLC	Ownership	100.000	UnitedHealth Group Incorporated	NO	
		.0000	95-4509662				OptumCare Management, LLC	CA	NIA	OptumCare Holdings, LLC	Ownership	100.000	UnitedHealth Group Incorporated	NO	
		.0000	20-4043287				OptumCare New Mexico, LLC	DE	NIA	OptumCare Management, LLC	Ownership	100.000	UnitedHealth Group Incorporated	NO	
		.0000	13-4138668				OptumCare New York IPA, Inc.	NY	NIA	Inspiris, Inc.	Ownership	100.000	UnitedHealth Group Incorporated	NO	
		.0000	93-1306308				OptumCare Portland, LLC	OR	NIA	Optum Oregon MSO, LLC	Ownership	100.000	UnitedHealth Group Incorporated	NO	
		.0000	45-3462809				OptumCare South Florida, LLC	FL	NIA	OptumCare Management, LLC	Ownership	100.000	UnitedHealth Group Incorporated	NO	
		.0000	84-3504842				OptumCare Specialty Practices, LLC	DE	NIA	SC Affiliates, LLC	Ownership	100.000	UnitedHealth Group Incorporated	NO	
		.0000	41-1591944				OptumHealth Care Solutions, LLC	DE	NIA	OptumInsight, Inc.	Ownership	100.000	UnitedHealth Group Incorporated	NO	
		.0000	47-1192395				OptumHealth Holdings, LLC	DE	NIA	Optum, Inc.	Ownership	100.000	UnitedHealth Group Incorporated	NO	
		.0000	98-1106868				OptumHealth International B.V.	NLD	NIA	Catamaran S.a.r.l.	Ownership	100.000	UnitedHealth Group Incorporated	NO	
		.0000	98-1401978				OptumInsight Holdings, LLC	DE	NIA	Optum, Inc.	Ownership	100.000	UnitedHealth Group Incorporated	NO	
		.0000					OptumInsight India Private Limited	IND	NIA	UnitedHealth International, Inc.	Ownership	0.093	UnitedHealth Group Incorporated	NO	
		.0000	98-1401978				OptumInsight India Private Limited	IND	NIA	Optum Global Solutions (India) Private Limited	Ownership	99.907	UnitedHealth Group Incorporated	NO	
		.0000	04-3383745				OptumInsight Life Sciences, Inc.	DE	NIA	OptumInsight, Inc.	Ownership	100.000	UnitedHealth Group Incorporated	NO	
		.0000	41-1858498				OptumInsight, Inc.	DE	NIA	OptumInsight Holdings, LLC	Ownership	100.000	UnitedHealth Group Incorporated	NO	
		.0000	75-2578509				OptumRx Administrative Services, LLC	TX	NIA	OptumRx Holdings I, LLC	Ownership	100.000	UnitedHealth Group Incorporated	NO	
		.0000	31-1728846				OptumRx Discount Card Services, LLC	DE	NIA	OptumRx PBM of Illinois, Inc.	Ownership	100.000	UnitedHealth Group Incorporated	NO	
		.0000	47-4734235				OptumRx Group Holdings, Inc.	DE	NIA	Optum, Inc.	Ownership	100.000	UnitedHealth Group Incorporated	NO	
		.0000	46-0666840				OptumRx Health Solutions, LLC	DE	NIA	OptumRx Administrative Services, LLC	Ownership	100.000	UnitedHealth Group Incorporated	NO	
		.0000	80-0870454				OptumRx Holdings I, LLC	DE	NIA	OptumRx Group Holdings, Inc.	Ownership	100.000	UnitedHealth Group Incorporated	NO	
		.0000					OptumRx Holdings, LLC	DE	NIA	Optum, Inc.	Ownership	100.000	UnitedHealth Group Incorporated	NO	
		.0000	34-1472211				OptumRx Home Delivery of Ohio, LLC	OH	NIA	OptumRx Health Solutions, LLC	Ownership	100.000	UnitedHealth Group Incorporated	NO	
		.0000	20-0218027				OptumRx IPA III, Inc.	NY	NIA	OptumRx PBM of Maryland, LLC	Ownership	100.000	UnitedHealth Group Incorporated	NO	
		.0000	20-0151096				OptumRx NY IPA, Inc.	NY	NIA	OptumRx, Inc.	Ownership	100.000	UnitedHealth Group Incorporated	NO	
		.0000	27-3419292				OptumRx of Pennsylvania, LLC	DE	NIA	OptumRx Health Solutions, LLC	Ownership	100.000	UnitedHealth Group Incorporated	NO	
		.0000	11-2581812				OptumRx PBM of Illinois, Inc.	DE	NIA	OptumRx Administrative Services, LLC	Ownership	100.000	UnitedHealth Group Incorporated	NO	
		.0000	88-0361447				OptumRx PBM of Maryland, LLC	NV	NIA	OptumRx Health Solutions, LLC	Ownership	100.000	UnitedHealth Group Incorporated	NO	
		.0000	03-0592263				OptumRx PBM of Pennsylvania, LLC	PA	NIA	OptumRx of Pennsylvania, LLC	Ownership	100.000	UnitedHealth Group Incorporated	NO	
		.0000	38-3693753				OptumRx PBM of Wisconsin, LLC	WI	NIA	OptumRx PBM of Illinois, Inc.	Ownership	100.000	UnitedHealth Group Incorporated	NO	
		.0000	16-1767416				OptumRx PD of Pennsylvania, LLC	PA	NIA	OptumRx of Pennsylvania, LLC	Ownership	100.000	UnitedHealth Group Incorporated	NO	
		.0000	88-0373347				OptumRx Pharmacy of Nevada, Inc.	NV	NIA	OptumRx Health Solutions, LLC	Ownership	100.000	UnitedHealth Group Incorporated	NO	
		.0000	47-3146510				OptumRx Pharmacy, Inc.	DE	NIA	OptumRx, Inc.	Ownership	100.000	UnitedHealth Group Incorporated	NO	

16.20

STATEMENT AS OF MARCH 31, 2022 OF THE UnitedHealthcare Plan of the River Valley, Inc.

SCHEDULE Y
PART 1A - DETAIL OF INSURANCE HOLDING COMPANY SYSTEM

1	2	3	4	5	6	7	8	9	10	11	12	13	14	15	16
Group Code	Group Name	NAIC Company Code	ID Number	Federal RSSD	CIK	Name of Securities Exchange if Publicly Traded (U.S. or International)	Names of Parent, Subsidiaries Or Affiliates	Domi-ciliary Location	Relation-ship to Reporting Entity	Directly Controlled by (Name of Entity/Person)	Type of Control (Ownership, Board, Management, Attorney-in-Fact, Influence, Other)	If Control is Ownership Provide Percentage	Ultimate Controlling Entity(ies)/Person(s)	Is an SCA Filing Re-quired? (Yes/No)	*
		.00000	33-0441200				OptumRx, Inc.	CA	NIA	OptumRx Holdings, LLC	Ownership	100.000	UnitedHealth Group Incorporated	NO	
		.00000	39-1974851				OptumServe Health Services, Inc.	WI	NIA	OptumHealth Holdings, LLC	Ownership	100.000	UnitedHealth Group Incorporated	NO	
		.00000	52-2016292				OptumServe Technology Services, Inc.	MD	NIA	OptumInsight, Inc.	Ownership	100.000	UnitedHealth Group Incorporated	NO	
		.00000	27-3674492				Oregon Healthcare Resources, LLC	OR	NIA	CHR Physician Group, P.C.	Ownership	100.000	UnitedHealth Group Incorporated	NO	1
		.00000	22-3883387				Oregon Outpatient Surgery Center, LLC	OR	NIA	Providence & SCA Off-Campus Holdings, LLC	Ownership	51.180	UnitedHealth Group Incorporated	NO	2
		.00000	20-2404191				Oren Meyers, Ph.D., LLC	OH	NIA	OhioSolutions.org LLC	Ownership	100.000	UnitedHealth Group Incorporated	NO	
		.00000	59-3125869				Orlando Center for Outpatient Surgery, L.P.	GA	NIA	Surgical Health, LLC	Ownership	7.864	UnitedHealth Group Incorporated	NO	
		.00000	59-3125869				Orlando Center for Outpatient Surgery, L.P.	GA	NIA	Surgical Health Of Orlando, LLC	Ownership	51.000	UnitedHealth Group Incorporated	NO	
		.00000	46-2742615				Orthology Inc.	DE	NIA	ProHEALTH Medical Management, LLC	Ownership	100.000	UnitedHealth Group Incorporated	NO	
		.00000	13-3960641				OrthoNet Holdings, Inc.	DE	NIA	OptumHealth Care Solutions, LLC	Ownership	100.000	UnitedHealth Group Incorporated	NO	
		.00000	13-3818652				OrthoNet LLC	NY	NIA	OrthoNet Holdings, Inc.	Ownership	100.000	UnitedHealth Group Incorporated	NO	
		.00000	13-4025898				OrthoNet New York IPA, Inc.	NY	NIA	OrthoNet Holdings, Inc.	Ownership	100.000	UnitedHealth Group Incorporated	NO	
		.00000	26-2884306				OrthoNet of the South, Inc.	DE	NIA	OrthoNet Holdings, Inc.	Ownership	100.000	UnitedHealth Group Incorporated	NO	
		.00000	20-0221966				OrthoNet West, Inc.	DE	NIA	OrthoNet Holdings, Inc.	Ownership	100.000	UnitedHealth Group Incorporated	NO	
		.00000	81-2594417				Orthopedic Surgery Center of Palm Beach County, LLC	FL	NIA	SCA-Palm Beach, LLC	Ownership	26.500	UnitedHealth Group Incorporated	NO	2
		.00000	85-2357227				OrthoWest MSO, LLC	DE	NIA	OptumCare Specialty Practices, LLC	Ownership	50.000	UnitedHealth Group Incorporated	NO	
		.00000	98-1284698				OSB – Tecnologia e Serviços de Suporte Lda.	BRA	NIA	Cemed Care – Empresa de Atendimento Clínico Geral Ltda.	Ownership	0.000	UnitedHealth Group Incorporated	NO	
		.00000	98-1284698				OSB – Tecnologia e Serviços de Suporte Lda.	BRA	NIA	Anil Assistência Médica Internacional S.A.	Ownership	100.000	UnitedHealth Group Incorporated	NO	
		.00000	41-1921007				Ovations, Inc.	DE	NIA	United HealthCare Services, Inc.	Ownership	100.000	UnitedHealth Group Incorporated	NO	
		.00000	06-1587795				Oxford Benefit Management, Inc.	CT	NIA	Oxford Health Plans LLC	Ownership	100.000	UnitedHealth Group Incorporated	NO	
.0707	UnitedHealth Group Incorporated	.78026	22-2797560				Oxford Health Insurance, Inc.	NY	IA	UnitedHealthcare Insurance Company	Ownership	100.000	UnitedHealth Group Incorporated	NO	
.0707	UnitedHealth Group Incorporated	.96798	06-1181201				Oxford Health Plans (CT), Inc.	CT	IA	Oxford Health Plans LLC	Ownership	100.000	UnitedHealth Group Incorporated	NO	
.0707	UnitedHealth Group Incorporated	.95506	22-2745725				Oxford Health Plans (NJ), Inc.	NJ	IA	Oxford Health Plans LLC	Ownership	100.000	UnitedHealth Group Incorporated	NO	
.0707	UnitedHealth Group Incorporated	.95479	06-1181200				Oxford Health Plans (NY), Inc.	NY	IA	Oxford Health Plans LLC	Ownership	100.000	UnitedHealth Group Incorporated	NO	
		.00000	52-2443751				Oxford Health Plans LLC	DE	NIA	UnitedHealth Group Incorporated	Ownership	100.000	UnitedHealth Group Incorporated	NO	
		.00000	27-0008097				P2P Link, LLC	DE	NIA	SRPS, LLC	Ownership	100.000	UnitedHealth Group Incorporated	NO	
		.00000	33-0704734				Pacific Cardiovascular Associates Medical Group, Inc.	CA	NIA	Surgical Care Affiliates, LLC	Influence	0.000	UnitedHealth Group Incorporated	NO	
		.00000	75-2857077				Pacific Casualty Company, Inc.	HI	NIA	USHEALTH Group, Inc.	Ownership	100.000	UnitedHealth Group Incorporated	NO	
.0707	UnitedHealth Group Incorporated	.70785	35-1137395				PacifiCare Life and Health Insurance Company	IN	IA	United HealthCare Services, Inc.	Ownership	100.000	UnitedHealth Group Incorporated	NO	
.0707	UnitedHealth Group Incorporated	.84506	95-2829463				PacifiCare Life Assurance Company	CO	IA	United HealthCare Services, Inc.	Ownership	100.000	UnitedHealth Group Incorporated	NO	
.0707	UnitedHealth Group Incorporated	.95617	94-3267522				PacifiCare of Arizona, Inc.	AZ	IA	United HealthCare Services, Inc.	Ownership	100.000	UnitedHealth Group Incorporated	NO	
.0707	UnitedHealth Group Incorporated	.95434	84-1011378				PacifiCare of Colorado, Inc.	CO	IA	United HealthCare Services, Inc.	Ownership	100.000	UnitedHealth Group Incorporated	NO	
		.00000	98-1444613				Pacífico S.A. Entidad Prestadora de Salud	PER	NIA	Empremédica S. A.	Ownership	50.000	UnitedHealth Group Incorporated	NO	
		.00000	48-1255983				Panama City Surgery Center, LLC	FL	NIA	SCA-Panama City Holdings, LLC	Ownership	54.497	UnitedHealth Group Incorporated	NO	
		.00000	45-1484375				Park Hill Surgery Center, LLC	TX	NIA	Surgical Care Affiliates, LLC	Influence	0.000	UnitedHealth Group Incorporated	NO	
		.00000	20-4127100				Parkway Surgery Center, LLC	DE	NIA	SCA-Hagerstown, LLC	Ownership	78.400	UnitedHealth Group Incorporated	NO	
		.00000	62-1500185				Partial Hospital Systems, Inc.	TN	NIA	Refresh Mental Health, Inc.	Ownership	100.000	UnitedHealth Group Incorporated	NO	
		.00000					Patient Care Associates, L.L.C.	NJ	NIA	SCA Englewood Holdings, LLC	Ownership	60.404	UnitedHealth Group Incorporated	NO	
		.00000					Patrimonio Autónomo Nueva Clínica	COL	NIA	Clínica del Country S.A.S.	Ownership	65.180	UnitedHealth Group Incorporated	NO	
		.00000					Patrimonio Autónomo Nueva Clínica	COL	NIA	Promotora Country S.A.	Ownership	0.230	UnitedHealth Group Incorporated	NO	
		.00000					Patrimonio Autónomo Nueva Clínica	COL	NIA	Banmédica Internacional SpA	Ownership	9.670	UnitedHealth Group Incorporated	NO	
		.00000	62-1451147				Payment Resolution Services, LLC	TN	NIA	OptumInsight, Inc.	Ownership	100.000	UnitedHealth Group Incorporated	NO	
		.00000	75-3265056				PCCCV, Inc.	CA	NIA	PrimeCare Medical Network, Inc.	Ownership	100.000	UnitedHealth Group Incorporated	NO	
		.00000	91-1885912				Peninsula Psychological Center, Inc., P.S.	WA	NIA	Physician(s) Owned	Influence	0.000	UnitedHealth Group Incorporated	NO	1
		.00000	47-2429625				Penzo Enterprises, LLC	DE	NIA	OptumRx Holdings, LLC	Ownership	100.000	UnitedHealth Group Incorporated	NO	
.0707	UnitedHealth Group Incorporated	.13607	20-5662149				Peoples Health, Inc.	LA	IA	New Orleans Regional Physician Hospital Organization, L.L.C.	Ownership	100.000	UnitedHealth Group Incorporated	NO	
		.00000	20-5608977				Perham Physical Therapy, LTD	MN	NIA	Orthology Inc.	Ownership	100.000	UnitedHealth Group Incorporated	NO	

16.21

STATEMENT AS OF MARCH 31, 2022 OF THE UnitedHealthcare Plan of the River Valley, Inc.

SCHEDULE Y
PART 1A - DETAIL OF INSURANCE HOLDING COMPANY SYSTEM

1	2	3	4	5	6	7	8	9	10	11	12	13	14	15	16
Group Code	Group Name	NAIC Company Code	ID Number	Federal RSSD	CIK	Name of Securities Exchange if Publicly Traded (U.S. or International)	Names of Parent, Subsidiaries Or Affiliates	Domiciliary Location	Relationship to Reporting Entity	Directly Controlled by (Name of Entity/Person)	Type of Control (Ownership, Board, Management, Attorney-in-Fact, Influence, Other)	If Control is Ownership Provide Percentage	Ultimate Controlling Entity(ies)/Person(s)	Is an SCA Filing Required? (Yes/No)	*
		.00000	58-1978405				Perimeter Center for Outpatient Surgery, L.P.	GA	NIA	SHC Atlanta, LLC	Ownership	38.757	UnitedHealth Group Incorporated	NO	2
		.00000	38-2592367				Perspectives of Troy, P.C.	MI	NIA	Physician(s) Owned	Influence	0.000	UnitedHealth Group Incorporated	NO	1
		.00000	47-0764793				Pharmaceutical Technologies, LLC	NE	NIA	Diplomat Pharmacy, Inc.	Ownership	100.000	UnitedHealth Group Incorporated	NO	
		.00000	35-2288416				PHC Subsidiary Holdings, LLC	TX	NIA	United HealthCare Services, Inc.	Ownership	100.000	UnitedHealth Group Incorporated	NO	
		.00000	81-2902954				Physician Alliance of the Rockies, LLC	CO	NIA	New West Physicians, Inc.	Ownership	100.000	UnitedHealth Group Incorporated	NO	
		.00000	30-0516435				Physician Partners Medical Group, Inc.	CA	NIA	Physician(s) Owned	Influence	0.000	UnitedHealth Group Incorporated	NO	1
		.00000	91-1822767				Physicians Care Network, L.L.C.	WA	NIA	Physician(s) Owned	Influence	0.000	UnitedHealth Group Incorporated	NO	1
		.00000	59-3438026				Physicians Day Surgery Center, LLC	FL	NIA	SCA-Naples, LLC	Ownership	51.000	UnitedHealth Group Incorporated	NO	
.0707	UnitedHealth Group Incorporated	.11494	04-3677255				Physicians Health Choice of Texas, LLC	TX	IA	PHC Subsidiary Holdings, LLC	Ownership	100.000	UnitedHealth Group Incorporated	NO	
		.00000	52-1162824				Physicians Health Plan of Maryland, Inc.	MD	NIA	United HealthCare Services, Inc.	Ownership	100.000	UnitedHealth Group Incorporated	NO	
		.00000	94-2722082				Physicians Medical Group of San Jose, Inc.	CA	NIA	Shark Holdings, P.C.	Ownership	100.000	UnitedHealth Group Incorporated	NO	1
		.00000	84-3715606				Physicians Medical Health Plan	CA	NIA	Physicians Medical Group of San Jose, Inc.	Ownership	100.000	UnitedHealth Group Incorporated	NO	1
		.00000	86-2631012				Physicians Medical Holdings	CA	NIA	Shark Holdings, P.C.	Ownership	100.000	UnitedHealth Group Incorporated	NO	1
		.00000	20-5170962				Physicians' Surgery Center of Downey, LLC	CA	NIA	SCA-AppleCare Partners, LLC	Ownership	59.998	UnitedHealth Group Incorporated	NO	
		.00000	84-1498816				Pinnacle III, LLC	CO	NIA	SCA Pinnacle Holdings, LLC	Ownership	100.000	UnitedHealth Group Incorporated	NO	
		.00000	98-1388873				Piano de Saúde Ana Costa Ltda.	BRA	NIA	Santos Administração e Participações S.A.	Ownership	25.140	UnitedHealth Group Incorporated	NO	
		.00000	98-1388873				Piano de Saúde Ana Costa Ltda.	BRA	NIA	Anil Assistência Médica Internacional S.A.	Ownership	74.860	UnitedHealth Group Incorporated	NO	
		.00000	66-0742844				Plus One Health Management Puerto Rico, Inc.	PRI	NIA	Plus One Holdings, Inc.	Ownership	100.000	UnitedHealth Group Incorporated	NO	
		.00000	13-3613705				Plus One Holdings, Inc.	DE	NIA	OptumHealth Care Solutions, LLC	Ownership	100.000	UnitedHealth Group Incorporated	NO	
		.00000	80-0670247				PMI Acquisition, LLC	DE	NIA	Progressive Enterprises Holdings, Inc.	Ownership	100.000	UnitedHealth Group Incorporated	NO	
		.00000	26-3148744				PMSI Holdings, LLC	DE	NIA	Progressive Enterprises Holdings, Inc.	Ownership	100.000	UnitedHealth Group Incorporated	NO	
		.00000	59-3166848				PMSI Settlement Solutions, LLC	FL	NIA	PMSI Holdings, LLC	Ownership	100.000	UnitedHealth Group Incorporated	NO	
		.00000	56-2422696				PMSI, LLC	FL	NIA	PMSI Holdings, LLC	Ownership	100.000	UnitedHealth Group Incorporated	NO	
		.00000	98-1083164				Polar II Fundo de Investimento em Participações Multiestratégia	BRA	NIA	UnitedHealthcare International IV S.á r.l.	Ownership	100.000	UnitedHealth Group Incorporated	NO	
		.00000	47-5563848				Polo Holdco, LLC	DE	NIA	Collaborative Care Holdings, LLC	Ownership	80.100	UnitedHealth Group Incorporated	NO	
		.00000	83-3042027				Polyclinic Holdings, P.C.	WA	NIA	Physician(s) Owned	Influence	0.000	UnitedHealth Group Incorporated	NO	1
		.00000	46-0508606				Polyclinic Management Services Company, LLC	WA	NIA	The Polyclinic, PLLC	Ownership	100.000	UnitedHealth Group Incorporated	NO	1
		.00000	46-5415205				POMCO Network, Inc.	NY	NIA	POMCO, Inc.	Ownership	100.000	UnitedHealth Group Incorporated	NO	
		.00000	15-0581348				POMCO, Inc.	NY	NIA	UMR, Inc.	Ownership	100.000	UnitedHealth Group Incorporated	NO	
		.00000	33-0261822				Pomerado Outpatient Surgical Center, Inc.	CA	NIA	ASC Network, LLC	Ownership	100.000	UnitedHealth Group Incorporated	NO	
		.00000	33-0752699				Pomerado Outpatient Surgical Center, L.P.	CA	NIA	Pomerado Outpatient Surgical Center, Inc.	Ownership	66.500	UnitedHealth Group Incorporated	NO	
		.00000	30-0844501				Post-Acute Care Center for Research, LLC	DE	NIA	naviHealth, Inc.	Ownership	100.000	UnitedHealth Group Incorporated	NO	
		.00000	27-1454121				PPH Holdings, LLC	DE	NIA	Practice Partners in Healthcare, LLC	Ownership	100.000	UnitedHealth Group Incorporated	NO	
		.00000	24-1453981				PPH Management Company, L.L.C.	DE	NIA	Practice Partners in Healthcare, LLC	Ownership	100.000	UnitedHealth Group Incorporated	NO	
		.00000	26-4490039				PPH-Columbia, Inc.	DE	NIA	Practice Partners in Healthcare, LLC	Ownership	100.000	UnitedHealth Group Incorporated	NO	
		.00000	26-4489980				PPH-Gardendale, Inc.	DE	NIA	Practice Partners in Healthcare, LLC	Ownership	100.000	UnitedHealth Group Incorporated	NO	
		.00000	76-0770414				Practice Partners in Healthcare, LLC	DE	NIA	SCA-Practice Partners Holdings, LLC	Ownership	100.000	UnitedHealth Group Incorporated	NO	
.0707	UnitedHealth Group Incorporated	.12756	20-3391186				Preferred Care Network of Florida, Inc.	FL	IA	United HealthCare Services, Inc.	Ownership	100.000	UnitedHealth Group Incorporated	NO	
.0707	UnitedHealth Group Incorporated	.12155	01-0788576				Preferred Care Network, Inc.	FL	IA	United HealthCare Services, Inc.	Ownership	100.000	UnitedHealth Group Incorporated	NO	
		.00000	65-0683927				Preferred Care Partners Holding, Corp.	FL	NIA	United HealthCare Services, Inc.	Ownership	100.000	UnitedHealth Group Incorporated	NO	
.0707	UnitedHealth Group Incorporated	.11176	65-0885893				Preferred Care Partners, Inc.	FL	IA	Preferred Care Partners Holding, Corp.	Ownership	100.000	UnitedHealth Group Incorporated	NO	
		.00000	41-1846481				PreferredOne Administrative Services, Inc.	MN	NIA	United HealthCare Services, Inc.	Ownership	100.000	UnitedHealth Group Incorporated	NO	
		.11817	81-0625135				PreferredOne Insurance Company	MN	IA	PreferredOne Administrative Services, Inc.	Ownership	100.000	UnitedHealth Group Incorporated	NO	
.0707	UnitedHealth Group Incorporated	.00000	75-3265059				Premier Choice ACO, Inc.	CA	NIA	PrimeCare Medical Network, Inc.	Ownership	100.000	UnitedHealth Group Incorporated	NO	
		.00000	72-1378216				Premier Surgery Center of Louisville, L.P.	TN	NIA	SCA Premier Surgery Center of Louisville, LLC	Ownership	51.000	UnitedHealth Group Incorporated	NO	
		.00000	20-1499748				Premiere Medical Resources, LLC	DE	NIA	Unity Health Network, LLC	Ownership	100.000	UnitedHealth Group Incorporated	NO	
		.00000	33-0527335				Primary Care Associated Medical Group, Inc.	CA	NIA	NAMM Medical Group Holdings, Inc.	Ownership	100.000	UnitedHealth Group Incorporated	NO	1

16.22

STATEMENT AS OF MARCH 31, 2022 OF THE UnitedHealthcare Plan of the River Valley, Inc.

SCHEDULE Y
PART 1A - DETAIL OF INSURANCE HOLDING COMPANY SYSTEM

1	2	3	4	5	6	7	8	9	10	11	12	13	14	15	16
Group Code	Group Name	NAIC Company Code	ID Number	Federal RSSD	CIK	Name of Securities Exchange if Publicly Traded (U.S. or International)	Names of Parent, Subsidiaries Or Affiliates	Domi-ciliary Location	Relation-ship to Reporting Entity	Directly Controlled by (Name of Entity/Person)	Type of Control (Ownership, Board, Management, Attorney-in-Fact, Influence, Other)	If Control is Ownership Provide Percentage	Ultimate Controlling Entity(ies)/Person(s)	Is an SCA Filing Re-quired? (Yes/No)	*
		.0000	30-0516440				Prime Community Care, Inc.	CA	NIA	Physician(s) Owned	Influence	0.000	UnitedHealth Group Incorporated	NO	1
		.0000	88-0253112				Prime Health, Inc.	NV	NIA	Sierra Health Services, Inc.	Ownership	100.000	UnitedHealth Group Incorporated	NO	
		.0000	33-0607478				PrimeCare Medical Network, Inc.	CA	NIA	NAMM Holdings, Inc.	Ownership	100.000	UnitedHealth Group Incorporated	NO	
		.0000	87-0757397				PrimeCare of Citrus Valley, Inc.	CA	NIA	PrimeCare Medical Network, Inc.	Ownership	80.000	UnitedHealth Group Incorporated	NO	
		.0000	33-0674407				PrimeCare of Corona, Inc.	CA	NIA	PrimeCare Medical Network, Inc.	Ownership	100.000	UnitedHealth Group Incorporated	NO	
		.0000	33-0674401				PrimeCare of Hemet Valley, Inc.	CA	NIA	PrimeCare Medical Network, Inc.	Ownership	100.000	UnitedHealth Group Incorporated	NO	
		.0000	33-0674408				PrimeCare of Inland Valley, Inc.	CA	NIA	PrimeCare Medical Network, Inc.	Ownership	100.000	UnitedHealth Group Incorporated	NO	
		.0000	33-0674402				PrimeCare of Moreno Valley, Inc.	CA	NIA	PrimeCare Medical Network, Inc.	Ownership	100.000	UnitedHealth Group Incorporated	NO	
		.0000	33-0674400				PrimeCare of Redlands, Inc.	CA	NIA	PrimeCare Medical Network, Inc.	Ownership	100.000	UnitedHealth Group Incorporated	NO	
		.0000	33-0674404				PrimeCare of Riverside, Inc.	CA	NIA	PrimeCare Medical Network, Inc.	Ownership	100.000	UnitedHealth Group Incorporated	NO	
		.0000	14-1915328				PrimeCare of San Bernardino, Inc.	CA	NIA	PrimeCare Medical Network, Inc.	Ownership	100.000	UnitedHealth Group Incorporated	NO	
		.0000	33-0698439				PrimeCare of Sun City, Inc.	CA	NIA	PrimeCare Medical Network, Inc.	Ownership	100.000	UnitedHealth Group Incorporated	NO	
		.0000	33-0674409				PrimeCare of Temecula, Inc.	CA	NIA	PrimeCare Medical Network, Inc.	Ownership	100.000	UnitedHealth Group Incorporated	NO	
		.0000	14-1873402				Procura Management, Inc.	DE	NIA	Healthcare Solutions, Inc.	Ownership	100.000	UnitedHealth Group Incorporated	NO	
		.0000	27-4371197				Progressive Enterprises Holdings, Inc.	DE	NIA	OptumRx, Inc.	Ownership	100.000	UnitedHealth Group Incorporated	NO	
		.0000	31-1192384				Progressive Medical, LLC	OH	NIA	PMI Acquisition, LLC	Ownership	100.000	UnitedHealth Group Incorporated	NO	
		.0000	45-4469117				ProHEALTH Accountable Care Medical Group, PLLC			ProHEALTH Care Associates, L.L.P.	Ownership	100.000	UnitedHealth Group Incorporated	NO	1
		.0000	11-3447394				ProHEALTH Ambulatory Surgery Center, Inc.	NV	NIA	Physician(s) Owned	Influence	0.000	UnitedHealth Group Incorporated	NO	1
		.0000	47-5656253				ProHEALTH Care Associates of New Jersey LLP	NJ	NIA	Physician(s) Owned	Influence	0.000	UnitedHealth Group Incorporated	NO	1
		.0000	11-3355604				ProHEALTH Care Associates, L.L.P.	NV	NIA	ProHEALTH Medical NY, P.C.	Ownership	51.000	UnitedHealth Group Incorporated	NO	1
		.0000	47-1049661				ProHEALTH Medical Management, LLC	DE	NIA	Collaborative Care Holdings, LLC	Ownership	100.000	UnitedHealth Group Incorporated	NO	1
		.0000	47-1388406				ProHEALTH Medical NY, P.C.	NV	NIA	Physician(s) Owned	Influence	0.000	UnitedHealth Group Incorporated	NO	1
		.0000	45-5470737				ProHealth Physicians ACO, LLC	CT	NIA	ProHealth Physicians, Inc.	Ownership	100.000	UnitedHealth Group Incorporated	NO	
		.0000	06-1446075				ProHealth Physicians, Inc.	CT	NIA	Polo Holdco, LLC	Ownership	100.000	UnitedHealth Group Incorporated	NO	
		.0000	06-1469068				ProHealth Physicians, P.C.	CT	NIA	Physician(s) Owned	Influence	0.000	UnitedHealth Group Incorporated	NO	1
		.0000	32-0455430				ProHealth Proton Center Management, LLC	DE	NIA	ProHEALTH Medical Management, LLC	Ownership	100.000	UnitedHealth Group Incorporated	NO	
		.0000	47-5661535				ProHEALTH Urgent Care Medicine of New Jersey LLP			Physician(s) Owned	Influence	0.000	UnitedHealth Group Incorporated	NO	1
		.0000	46-1883579				ProHEALTH Urgent Care Medicine, PLLC	NJ	NIA	ProHEALTH Care Associates, L.L.P.	Ownership	100.000	UnitedHealth Group Incorporated	NO	1
		.0000					ProHealth/CareMount Dental Management, LLC	NV	NIA	CareMount Dental Member, LLC	Ownership	46.000	UnitedHealth Group Incorporated	NO	2
		.0000	22-3493126				Promotora Country S.A.	COL	NIA	Banmedica S.A.	Ownership	50.000	UnitedHealth Group Incorporated	NO	
		.0000	98-1444638				Pronounced Health Solutions, Inc.	DE	NIA	My Wellness Solutions, LLC	Ownership	100.000	UnitedHealth Group Incorporated	NO	
		.0000	87-3489454				Prosemedic S.A.C.	PER	NIA	Pacifico S.A. Entidad Prestadora de Salud	Ownership	80.000	UnitedHealth Group Incorporated	NO	
		.0000	87-3494611				Prospero Benefits Management, LLC	DE	NIA	Prospero Management Services, LLC	Ownership	100.000	UnitedHealth Group Incorporated	NO	
		.0000	85-0775386				Prospero Care Management, LLC	DE	NIA	Prospero Management Services, LLC	Ownership	100.000	UnitedHealth Group Incorporated	NO	
		.0000	82-2400620				Prospero Health Partners Florida, Inc.	FL	NIA	Physician(s) Owned	Influence	0.000	UnitedHealth Group Incorporated	NO	1
							Prospero Health Partners New York, P.C.	NV	NIA	Physician(s) Owned	Influence	0.000	UnitedHealth Group Incorporated	NO	1
							Prospero Health Partners North Carolina, P.C.			Physician(s) Owned	Influence	0.000	UnitedHealth Group Incorporated	NO	1
		.0000	84-4569314				Prospero Health Partners, P.C.	NC	NIA	Physician(s) Owned	Influence	0.000	UnitedHealth Group Incorporated	NO	1
		.0000	84-3234753				Prospero Health Partners, P.C.	NC	NIA	Physician(s) Owned	Influence	0.000	UnitedHealth Group Incorporated	NO	1
		.0000	83-4217561				Prospero Management Services, LLC	DE	NIA	Optum Growth Partners, LLC	Ownership	100.000	UnitedHealth Group Incorporated	NO	
		.0000	84-3844362				Prospero Medical Services New Jersey, P.C.	NJ	NIA	Physician(s) Owned	Influence	0.000	UnitedHealth Group Incorporated	NO	1
		.0000	87-2406404				Prospero Medical Services, P.A.	FL	NIA	Physician(s) Owned	Influence	0.000	UnitedHealth Group Incorporated	NO	1
		.0000	82-3765555				Providence & SCA Off-Campus Holdings, LLC	DE	NIA	SCA-Portland, LLC	Ownership	40.000	UnitedHealth Group Incorporated	NO	2
		.0000	90-0876656				PS Center, LLC	CA	NIA	Beach Surgical Holdings II, LLC	Ownership	100.000	UnitedHealth Group Incorporated	NO	2
		.0000	85-0921665				Psychiatry Services of New York, P.C.	NV	NIA	Physician(s) Owned	Influence	0.000	UnitedHealth Group Incorporated	NO	1
		.0000	27-3409538				Psychiatry Specialists Inc.	IL	NIA	Physician(s) Owned	Influence	0.000	UnitedHealth Group Incorporated	NO	1
		.0000	16-1484552				Psychological Healthcare, PLLC	NV	NIA	Physician(s) Owned	Influence	0.000	UnitedHealth Group Incorporated	NO	1
		.0000	81-4500429				Pulse Platform, LLC	DE	NIA	Rally Health, Inc.	Ownership	100.000	UnitedHealth Group Incorporated	NO	
		.0000	46-3901920				R Acquisition Holdings Corp.	DE	NIA	Genoa Healthcare, Inc.	Ownership	100.000	UnitedHealth Group Incorporated	NO	
		.0000	62-1804707				R Cubed, Inc.	TN	NIA	naviHealth SM Holdings, Inc.	Ownership	100.000	UnitedHealth Group Incorporated	NO	
		.0000	35-2493256				Rally Health, Inc.	DE	NIA	Optum Digital Health Holdings, LLC	Ownership	100.000	UnitedHealth Group Incorporated	NO	
		.0000	80-0947972				Real Appeal, Inc.	DE	NIA	Rally Health, Inc.	Ownership	100.000	UnitedHealth Group Incorporated	NO	

16.23

STATEMENT AS OF MARCH 31, 2022 OF THE UnitedHealthcare Plan of the River Valley, Inc.

SCHEDULE Y
PART 1A - DETAIL OF INSURANCE HOLDING COMPANY SYSTEM

1	2	3	4	5	6	7	8	9	10	11	12	13	14	15	16
Group Code	Group Name	NAIC Company Code	ID Number	Federal RSSD	CIK	Name of Securities Exchange if Publicly Traded (U.S. or International)	Names of Parent, Subsidiaries Or Affiliates	Domi-ciliary Location	Relation-ship to Reporting Entity	Directly Controlled by (Name of Entity/Person)	Type of Control (Ownership, Board, Management, Attorney-in-Fact, Influence, Other)	If Control is Ownership Provide Percentage	Ultimate Controlling Entity(ies)/Person(s)	Is an SCA Filing Re-quired? (Yes/No)	*
		.0000	20-0785644				Red Oak Counseling, Ltd.	WI	NIA	Physician(s) Owned	Influence	0.000	UnitedHealth Group Incorporated	NO	1
		.0000	94-3115625				Redlands Ambulatory Surgery Center	CA	NIA	Redlands-SCA Surgery Centers, Inc.	Ownership	54.000	UnitedHealth Group Incorporated	NO	
		.0000	56-2627067				Redlands Family Practice Medical Group, Inc.	CA	NIA	Physician(s) Owned	Influence	0.000	UnitedHealth Group Incorporated	NO	1
		.0000	94-3115627				Redlands-SCA Surgery Centers, Inc.	CA	NIA	SC Affiliates, LLC	Ownership	100.000	UnitedHealth Group Incorporated	NO	
		.0000	82-3603285				Refresh Canopy Cove, Inc.	FL	NIA	Physician(s) Owned	Influence	0.000	UnitedHealth Group Incorporated	NO	1
		.0000	30-0358493				Refresh Centers, Inc.	IN	NIA	Physician(s) Owned	Influence	0.000	UnitedHealth Group Incorporated	NO	1
		.0000	84-2663780				Refresh Connecticut LLC	CT	NIA	Physician(s) Owned	Influence	0.000	UnitedHealth Group Incorporated	NO	1
		.0000	83-4507157				Refresh Evolve, LLC	WI	NIA	Physician(s) Owned	Influence	0.000	UnitedHealth Group Incorporated	NO	1
		.0000	82-5351068				Refresh In-Home Counseling LLC	IL	NIA	Physician(s) Owned	Influence	0.000	UnitedHealth Group Incorporated	NO	1
		.0000	82-1945667				Refresh Intermediate Holdings, Inc.	DE	NIA	Refresh Parent Holdings, Inc.	Ownership	100.000	UnitedHealth Group Incorporated	NO	
		.0000	83-3883510				Refresh Kentucky, PLLC	KY	NIA	Refresh Mental Health, Inc.	Ownership	100.000	UnitedHealth Group Incorporated	NO	
		.0000	47-4241017				Refresh Management, LLC	DE	NIA	Refresh Mental Health, Inc.	Ownership	100.000	UnitedHealth Group Incorporated	NO	
		.0000	82-1945238				Refresh Mental Health, Inc.	DE	NIA	Refresh Intermediate Holdings, Inc.	Ownership	100.000	UnitedHealth Group Incorporated	NO	
		.0000					Refresh Midwest Operations, S.C.	WI	NIA	Physician(s) Owned	Influence	0.000	UnitedHealth Group Incorporated	NO	1
		.0000	83-0697837				Refresh New Jersey Psych Health LLC	NJ	NIA	Refresh Mental Health, Inc.	Ownership	100.000	UnitedHealth Group Incorporated	NO	
		.0000	82-1945585				Refresh Parent Holdings, Inc.	DE	NIA	Restore OMH Holdings, Inc.	Ownership	100.000	UnitedHealth Group Incorporated	NO	
		.0000	84-1756547				Refresh Pennsylvania, LLC	PA	NIA	Physician(s) Owned	Influence	0.000	UnitedHealth Group Incorporated	NO	1
		.0000	20-5251393				Reliant Medical Group The Endoscopy Center, LLC	MA	NIA	Reliant Medical Group, Inc.	Ownership	100.000	UnitedHealth Group Incorporated	NO	1
		.0000	04-2472266				Reliant Medical Group, Inc.	MA	NIA	Physician(s) Owned	Influence	0.000	UnitedHealth Group Incorporated	NO	1
		.0000	82-3745100				Reliant MSO, LLC	DE	NIA	Collaborative Care Holdings, LLC	Ownership	100.000	UnitedHealth Group Incorporated	NO	
		.0000	46-0558032				Research Surgical Center LLC	CO	NIA	PPH Holdings, LLC	Ownership	51.000	UnitedHealth Group Incorporated	NO	
		.0000	86-2957267				Restore OMH Holdings, Inc.	DE	NIA	Restore OMH Intermediate Holdings, Inc.	Ownership	100.000	UnitedHealth Group Incorporated	NO	
		.0000	86-2955057				Restore OMH Intermediate Holdings, Inc.	DE	NIA	OptumHealth Holdings, LLC	Ownership	100.000	UnitedHealth Group Incorporated	NO	
		.0000	45-2515438				RightCare Solutions, Inc.	DE	NIA	Curaspan Health Group, Inc.	Ownership	100.000	UnitedHealth Group Incorporated	NO	
		.0000	46-0758315				River Valley ASC, LLC	CT	NIA	SCA-River Valley, LLC	Ownership	58.610	UnitedHealth Group Incorporated	NO	2
		.0000	33-0055097				Riverside Community Healthplan Medical Group, Inc.	CA	NIA	NAMM Medical Group Holdings, Inc.	Ownership	100.000	UnitedHealth Group Incorporated	NO	1
		.0000					Riverside Corporate Wellness, LLC	WI	NIA	United HealthCare Services, Inc.	Ownership	50.000	UnitedHealth Group Incorporated	NO	
		.0000	20-3420379				Riverside Electronic Healthcare Resources, Inc.	CA	NIA	Riverside Community Healthplan Medical Group, Inc.	Ownership	100.000	UnitedHealth Group Incorporated	NO	1
		.0000	32-0500242				Riverside Medical Management, LLC	DE	NIA	ProHEALTH Medical Management, LLC	Ownership	100.000	UnitedHealth Group Incorporated	NO	
		.0000	22-3624559				Riverside Pediatric Group, P.C.	NJ	NIA	Physician(s) Owned	Influence	0.000	UnitedHealth Group Incorporated	NO	1
		.0000	83-2735771				Riverside Surgical Center of Meadowlands, LLC	NJ	NIA	SCA-Riverside Partners, LLC	Ownership	72.000	UnitedHealth Group Incorporated	NO	
		.0000	83-2722082				Riverside Surgical Center of Newark, LLC	NJ	NIA	SCA-Riverside Partners, LLC	Ownership	99.000	UnitedHealth Group Incorporated	NO	
		.0000	83-2722082				Riverside Surgical Center of Newark, LLC	NJ	NIA	Endoscopy Center Affiliates, Inc.	Ownership	1.000	UnitedHealth Group Incorporated	NO	
		.0000	86-0857176				Robert B. McBeath, M.D. II, P.C.	NV	NIA	Physician(s) Owned	Influence	0.000	UnitedHealth Group Incorporated	NO	1
		.0000	46-2662506				Robert B. McBeath, M.D. III, P.C.	NV	NIA	Robert B. McBeath, M.D. II, P.C.	Ownership	100.000	UnitedHealth Group Incorporated	NO	1
		.0000	88-0310956				Robert B. McBeath, M.D., Professional Corporation	NV	NIA	Physician(s) Owned	Influence	0.000	UnitedHealth Group Incorporated	NO	1
		.0000	04-3713185				Rockville Eye Surgery Center, LLC	MD	NIA	SCA Palisades Holdings, LLC	Ownership	55.000	UnitedHealth Group Incorporated	NO	
.0707	UnitedHealth Group Incorporated	.95482	84-0614905				Rocky Mountain Health Maintenance Organization, Incorporated	CO	IA	United HealthCare Services, Inc.	Ownership	100.000	UnitedHealth Group Incorporated	NO	
		.0000					Rush Oak Brook Surgery Center, LLC	IL	NIA	SCA Rush Oak Brook Holdings, LLC	Ownership	10.000	UnitedHealth Group Incorporated	NO	2
		.0000					RX Ricardo Campos Ltda.	BR	NIA	S.A.	Ownership	100.000	UnitedHealth Group Incorporated	NO	
		.0000	77-0398259				Saad A. Shakir, M.D., Inc.	CA	NIA	Physician(s) Owned	Influence	0.000	UnitedHealth Group Incorporated	NO	1
		.0000	83-0521940				Sacred Heart ASC, LLC	FL	NIA	SVHS-SCA Florida JV, LLC	Ownership	61.125	UnitedHealth Group Incorporated	NO	
		.0000					Saden S.A.	CHL	NIA	Clinica Dávila y Servicios Médicos S.p.A.	Ownership	0.077	UnitedHealth Group Incorporated	NO	
		.0000					Saden S.A.	CHL	NIA	Banmedica S.A.	Ownership	99.923	UnitedHealth Group Incorporated	NO	
		.0000	85-2734753				Salem JV Holdings, LLC	DE	NIA	Surgicare of Salem, LLC	Ownership	51.000	UnitedHealth Group Incorporated	NO	
		.0000	74-2462470				Salem Surgery Center, LLC	OR	NIA	Salem JV Holdings, LLC	Ownership	51.000	UnitedHealth Group Incorporated	NO	

16.24

STATEMENT AS OF MARCH 31, 2022 OF THE UnitedHealthcare Plan of the River Valley, Inc.

SCHEDULE Y
PART 1A - DETAIL OF INSURANCE HOLDING COMPANY SYSTEM

1	2	3	4	5	6	7	8	9	10	11	12	13	14	15	16
Group Code	Group Name	NAIC Company Code	ID Number	Federal RSSD	CIK	Name of Securities Exchange if Publicly Traded (U.S. or International)	Names of Parent, Subsidiaries Or Affiliates	Domiciliary Location	Relationship to Reporting Entity	Directly Controlled by (Name of Entity/Person)	Type of Control (Ownership, Board, Management, Attorney-in-Fact, Influence, Other)	If Control is Ownership Provide Percentage	Ultimate Controlling Entity(ies)/Person(s)	Is an SCA Filing Required? (Yes/No)	*
		.0000	45-2219585				Salveo Specialty Pharmacy, Inc.	DE	NIA	OptumRx Administrative Services, LLC	Ownership	100.000	UnitedHealth Group Incorporated	NO	
		.0000					San Bernardino Medical Group, Inc.	CA	NIA	NAMM Medical Group Holdings, Inc.	Ownership	100.000	UnitedHealth Group Incorporated	NO	1
		.0000	77-0322251				San Diego Endoscopy Center	CA	NIA	Endoscopy Center Affiliates, Inc.	Ownership	35.000	UnitedHealth Group Incorporated	NO	2
		.0000	85-0677121				Sanctuary ASO, LLC	NY	NIA	Refresh Mental Health, Inc.	Ownership	82.000	UnitedHealth Group Incorporated	NO	
		.0000	27-3787593				Sand Lake SurgiCenter, LLC	FL	NIA	SCA-Sand Lake, LLC	Ownership	51.455	UnitedHealth Group Incorporated	NO	
		.0000	27-3787593				Sand Lake SurgiCenter, LLC	FL	NIA	SC Affiliates, LLC	Ownership	1.099	UnitedHealth Group Incorporated	NO	
		.0000	91-2127820				Santa Cruz Endoscopy Center, LLC	CA	NIA	SCA Pacific Holdings, Inc.	Ownership	50.000	UnitedHealth Group Incorporated	NO	
		.0000					Santa Helena Assistência Médica S.A.	BRA	NIA	Elual Participações S.A.	Ownership	15.800	UnitedHealth Group Incorporated	NO	
		.0000					Santa Helena Assistência Médica S.A.	BRA	NIA	Amil Assistência Médica Internacional S.A.	Ownership	84.200	UnitedHealth Group Incorporated	NO	
		.0000					Santa Helena Assistência Médica S.A.	BRA	NIA	Amil Assistência Médica Internacional S.A.	Ownership	100.000	UnitedHealth Group Incorporated	NO	
		.0000	85-1941832				Santos Administração e Participações S.A.	BRA	NIA	Physician(s) Owned	Influence	0.000	UnitedHealth Group Incorporated	NO	1
		.0000	85-0666386				Sanvello Behavioral Health Services of Michigan, P.C.	DE	NIA	Physician(s) Owned	Influence	0.000	UnitedHealth Group Incorporated	NO	1
		.0000	85-1959641				Sanvello Behavioral Health Services of New Jersey, P.C.	NJ	NIA	Physician(s) Owned	Influence	0.000	UnitedHealth Group Incorporated	NO	1
		.0000	85-1959641				Sanvello Behavioral Health Services of North Carolina, P.C.	NC	NIA	Physician(s) Owned	Influence	0.000	UnitedHealth Group Incorporated	NO	1
		.0000	84-3152209				Sanvello Behavioral Health Services of Texas, P.A.	TX	NIA	Physician(s) Owned	Influence	0.000	UnitedHealth Group Incorporated	NO	1
		.0000	84-1754732				Sanvello Behavioral Health Services, P.A.	DE	NIA	Physician(s) Owned	Influence	0.000	UnitedHealth Group Incorporated	NO	1
		.0000	83-3057919				Sanvello Health Holdings, LLC	DE	NIA	OptumHealth Holdings, LLC	Ownership	100.000	UnitedHealth Group Incorporated	NO	
		.0000	47-1920345				Sanvello Health Inc.	DE	NIA	OptumHealth Holdings, LLC	Ownership	14.750	UnitedHealth Group Incorporated	NO	
		.0000					Sanvello Health Limited	GBR	NIA	Sanvello Health Inc.	Ownership	100.000	UnitedHealth Group Incorporated	NO	
		.0000					Saris Counseling, LLC	WI	NIA	Refresh Evolve, LLC	Ownership	100.000	UnitedHealth Group Incorporated	NO	1
		.0000	62-1149229				SC Affiliates, LLC	DE	NIA	Surgical Care Affiliates, LLC	Ownership	100.000	UnitedHealth Group Incorporated	NO	
		.0000	86-1452226				SCA AHN JV Holdings, LLC	DE	NIA	SCA ESSC Holdings, LLC	Ownership	51.000	UnitedHealth Group Incorporated	NO	
		.0000	92-0080881				SCA Alaska Surgery Center, Inc.	AK	NIA	SC Affiliates, LLC	Ownership	100.000	UnitedHealth Group Incorporated	NO	
		.0000	47-5537316				SCA Athens, LLC	DE	NIA	SC Affiliates, LLC	Ownership	100.000	UnitedHealth Group Incorporated	NO	
		.0000	47-5014406				SCA Austin Holdings, LLC	DE	NIA	SC Affiliates, LLC	Ownership	100.000	UnitedHealth Group Incorporated	NO	
		.0000	47-5051685				SCA Austin Medical Center Holdings, LLC	DE	NIA	SCA Austin Holdings, LLC	Ownership	100.000	UnitedHealth Group Incorporated	NO	
		.0000	87-2651443				SCA Aventura Holdings, LLC	DE	NIA	SC Affiliates, LLC	Ownership	100.000	UnitedHealth Group Incorporated	NO	
		.0000	85-2723465				SCA Bloomfield Holdings, LLC	DE	NIA	SC Affiliates, LLC	Ownership	100.000	UnitedHealth Group Incorporated	NO	
		.0000	45-4230864				SCA BOSC Holdings, LLC	DE	NIA	SunSurgery, LLC	Ownership	25.000	UnitedHealth Group Incorporated	NO	
		.0000	45-4230864				SCA BOSC Holdings, LLC	DE	NIA	SC Affiliates, LLC	Ownership	25.000	UnitedHealth Group Incorporated	NO	
		.0000	45-4230864				SCA BOSC Holdings, LLC	DE	NIA	Surgery Center Holding, LLC	Ownership	25.000	UnitedHealth Group Incorporated	NO	
		.0000	45-4230864				SCA BOSC Holdings, LLC	DE	NIA	National Surgery Centers, LLC	Ownership	25.000	UnitedHealth Group Incorporated	NO	
		.0000	47-5030792				SCA Cedar Park Holdings, LLC	DE	NIA	SCA Austin Holdings, LLC	Ownership	100.000	UnitedHealth Group Incorporated	NO	
		.0000	84-4338108				SCA Clifton, LLC	DE	NIA	SC Affiliates, LLC	Ownership	100.000	UnitedHealth Group Incorporated	NO	
		.0000	87-2738960				SCA Colorado Springs Holdings, LLC	DE	NIA	SC Affiliates, LLC	Ownership	100.000	UnitedHealth Group Incorporated	NO	
		.0000	85-4043847				SCA Cottonwood Holdings, LLC	DE	NIA	SC Affiliates, LLC	Ownership	100.000	UnitedHealth Group Incorporated	NO	
		.0000	04-3170801				SCA Danbury Surgical Center, LLC	DE	NIA	SunSurgery, LLC	Ownership	63.013	UnitedHealth Group Incorporated	NO	
		.0000	85-2019401				SCA Denver Holdings, LLC	DE	NIA	SC Affiliates, LLC	Ownership	100.000	UnitedHealth Group Incorporated	NO	
		.0000	62-1535981				SCA Development, LLC	DE	NIA	SC Affiliates, LLC	Ownership	100.000	UnitedHealth Group Incorporated	NO	
		.0000	85-3450755				SCA Duluth Holdings, LLC	DE	NIA	SC Affiliates, LLC	Ownership	100.000	UnitedHealth Group Incorporated	NO	
		.0000	86-1889923				SCA Duncanville Holdings, LLC	DE	NIA	SC Affiliates, LLC	Ownership	100.000	UnitedHealth Group Incorporated	NO	
		.0000	86-1855507				SCA Duncanville MSO, LLC	TX	NIA	SCA Duncanville Holdings, LLC	Ownership	51.000	UnitedHealth Group Incorporated	NO	
		.0000					SCA eCode Solutions Private Limited	IND	NIA	eCode Solutions, LLC	Ownership	100.000	UnitedHealth Group Incorporated	NO	
		.0000	86-3781364				SCA Englewood Holdings, LLC	DE	NIA	SC Affiliates, LLC	Ownership	100.000	UnitedHealth Group Incorporated	NO	
		.0000	86-1452517				SCA ESSC Holdings, LLC	DE	NIA	SC Affiliates, LLC	Ownership	100.000	UnitedHealth Group Incorporated	NO	
		.0000	85-2064446				SCA Global One Holdings, LLC	DE	NIA	SC Affiliates, LLC	Ownership	100.000	UnitedHealth Group Incorporated	NO	
		.0000	85-3472510				SCA Greenway Holdings, LLC	DE	NIA	SC Affiliates, LLC	Ownership	49.000	UnitedHealth Group Incorporated	NO	2
		.0000	85-4003008				SCA Grove Creek Holdings, LLC	DE	NIA	SC Affiliates, LLC	Ownership	100.000	UnitedHealth Group Incorporated	NO	
		.0000	85-2734387				SCA Guilford Holdings, LLC	DE	NIA	SC Affiliates, LLC	Ownership	100.000	UnitedHealth Group Incorporated	NO	

16.25

STATEMENT AS OF MARCH 31, 2022 OF THE UnitedHealthcare Plan of the River Valley, Inc.

SCHEDULE Y
PART 1A - DETAIL OF INSURANCE HOLDING COMPANY SYSTEM

1	2	3	4	5	6	7	8	9	10	11	12	13	14	15	16
Group Code	Group Name	NAIC Company Code	ID Number	Federal RSSD	CIK	Name of Securities Exchange if Publicly Traded (U.S. or International)	Names of Parent, Subsidiaries Or Affiliates	Domiciliary Location	Relationship to Reporting Entity	Directly Controlled by (Name of Entity/Person)	Type of Control (Ownership, Board, Management, Attorney-in-Fact, Influence, Other)	If Control is Ownership Provide Percentage	Ultimate Controlling Entity(ies)/Person(s)	Is an SCA Filing Required? (Yes/No)	*
		.0000	47-5064834				SCA Hays Holdings, LLC	DE	NIA	SCA Austin Holdings, LLC	Ownership	100.000	UnitedHealth Group Incorporated	NO	
		.0000	83-2735871				SCA Heartland Holdings, LLC	DE	NIA	SC Affiliates, LLC	Ownership	100.000	UnitedHealth Group Incorporated	NO	
		.0000	86-1735298				SCA High Point Holdings, LLC	DE	NIA	SC Affiliates, LLC	Ownership	100.000	UnitedHealth Group Incorporated	NO	
		.0000	36-4869243				SCA HoldCo, Inc.	DE	NIA	Collaborative Care Holdings, LLC	Ownership	100.000	UnitedHealth Group Incorporated	NO	
		.0000	27-1664837				SCA Holding Company, Inc.	DE	NIA	SCA Surgery Holdings, LLC	Ownership	100.000	UnitedHealth Group Incorporated	NO	
		.0000	47-1256943				SCA Holdings, Inc.	CA	NIA	National Surgery Centers, LLC	Ownership	100.000	UnitedHealth Group Incorporated	NO	
		.0000	45-4240475				SCA IEC Holdings, LLC	DE	NIA	SunSurgery, LLC	Ownership	25.000	UnitedHealth Group Incorporated	NO	
		.0000	45-4240475				SCA IEC Holdings, LLC	DE	NIA	Surgery Center Holding, LLC	Ownership	25.000	UnitedHealth Group Incorporated	NO	
		.0000	45-4240475				SCA IEC Holdings, LLC	DE	NIA	SC Affiliates, LLC	Ownership	25.000	UnitedHealth Group Incorporated	NO	
		.0000	45-4240475				SCA IEC Holdings, LLC	DE	NIA	National Surgery Centers, LLC	Ownership	25.000	UnitedHealth Group Incorporated	NO	
		.0000	45-2684108				SCA Indiana Holdings, LLC	DE	NIA	SC Affiliates, LLC	Ownership	25.000	UnitedHealth Group Incorporated	NO	
		.0000	45-2684108				SCA Indiana Holdings, LLC	DE	NIA	SunSurgery, LLC	Ownership	25.000	UnitedHealth Group Incorporated	NO	
		.0000	45-2684108				SCA Indiana Holdings, LLC	DE	NIA	Surgery Center Holding, LLC	Ownership	25.000	UnitedHealth Group Incorporated	NO	
		.0000	45-2684108				SCA Indiana Holdings, LLC	DE	NIA	National Surgery Centers, LLC	Ownership	25.000	UnitedHealth Group Incorporated	NO	
		.0000	85-2044403				SCA Lutheran Holdings, LLC	DE	NIA	SC Affiliates, LLC	Ownership	100.000	UnitedHealth Group Incorporated	NO	
		.0000	85-3425387				SCA Maple Grove Holdings, LLC	DE	NIA	SC Affiliates, LLC	Ownership	49.000	UnitedHealth Group Incorporated	NO	2
		.0000	85-2302375				SCA Mohawk Holdings, LLC	DE	NIA	SC Affiliates, LLC	Ownership	100.000	UnitedHealth Group Incorporated	NO	
		.0000	85-4043674				SCA Northern Utah Holdings, LLC	DE	NIA	SC Affiliates, LLC	Ownership	100.000	UnitedHealth Group Incorporated	NO	
		.0000	85-2527319				SCA Northwest Holdings, LLC	DE	NIA	SC Affiliates, LLC	Ownership	100.000	UnitedHealth Group Incorporated	NO	
		.0000	62-1505276				SCA of Clarksville, Inc.	TN	NIA	Surgical Health, LLC	Ownership	100.000	UnitedHealth Group Incorporated	NO	
		.0000	85-2065454				SCA Outside New Jersey, LLC	DE	NIA	SC Affiliates, LLC	Ownership	100.000	UnitedHealth Group Incorporated	NO	
		.0000	27-1707364				SCA Pacific Holdings, Inc.	CA	NIA	SC Affiliates, LLC	Ownership	100.000	UnitedHealth Group Incorporated	NO	
		.0000	87-2926385				SCA Pacific Surgery Holdings, LLC	DE	NIA	SC Affiliates, LLC	Ownership	100.000	UnitedHealth Group Incorporated	NO	
		.0000	85-1370857				SCA Palisades Holdings, LLC	DE	NIA	SC Affiliates, LLC	Ownership	100.000	UnitedHealth Group Incorporated	NO	
		.0000	46-1686425				SCA Pennsylvania Holdings, LLC	DE	NIA	Surgery Center Holding, LLC	Ownership	100.000	UnitedHealth Group Incorporated	NO	
		.0000	85-0817999				SCA Pinnacle Holdings, LLC	DE	NIA	SC Affiliates, LLC	Ownership	100.000	UnitedHealth Group Incorporated	NO	
		.0000	72-1386840				SCA Premier Surgery Center of Louisville, LLC	DE	NIA	SC Affiliates, LLC	Ownership	100.000	UnitedHealth Group Incorporated	NO	
		.0000					SCA Providence Holdings, LLC	DE	NIA	SC Affiliates, LLC	Ownership	100.000	UnitedHealth Group Incorporated	NO	
		.0000	81-5211225				SCA Rockledge JV, LLC	DE	NIA	SCA-Merritt, LLC	Ownership	94.874	UnitedHealth Group Incorporated	NO	
		.0000	81-5211225				SCA Rockledge JV, LLC	DE	NIA	Endoscopy Center Affiliates, Inc.	Ownership	1.000	UnitedHealth Group Incorporated	NO	
		.0000	45-4252645				SCA ROCS Holdings, LLC	DE	NIA	Surgery Center Holding, LLC	Ownership	25.000	UnitedHealth Group Incorporated	NO	
		.0000	45-4252645				SCA ROCS Holdings, LLC	DE	NIA	SC Affiliates, LLC	Ownership	25.000	UnitedHealth Group Incorporated	NO	
		.0000	45-4252645				SCA ROCS Holdings, LLC	DE	NIA	SunSurgery, LLC	Ownership	25.000	UnitedHealth Group Incorporated	NO	
		.0000	45-4252645				SCA ROCS Holdings, LLC	DE	NIA	National Surgery Centers, LLC	Ownership	25.000	UnitedHealth Group Incorporated	NO	
		.0000	87-4302841				SCA Rush Oak Brook Holdings, LLC	DE	NIA	SC Affiliates, LLC	Ownership	100.000	UnitedHealth Group Incorporated	NO	
		.0000	84-3689385				SCA Sage Medical MSO, LLC	DE	NIA	SCA Sage Medical, LLC	Ownership	26.000	UnitedHealth Group Incorporated	NO	2
		.0000	84-3673924				SCA Sage Medical, LLC	DE	NIA	SC Affiliates, LLC	Ownership	100.000	UnitedHealth Group Incorporated	NO	
		.0000	85-2811475				SCA San Diego Holdings, LLC	DE	NIA	SCA-San Diego, Inc.	Ownership	100.000	UnitedHealth Group Incorporated	NO	
		.0000	85-2235871				SCA Skyway Holdings, LLC	DE	NIA	SC Affiliates, LLC	Ownership	100.000	UnitedHealth Group Incorporated	NO	
		.0000	85-4002809				SCA South Ogden Holdings, LLC	DE	NIA	SC Affiliates, LLC	Ownership	100.000	UnitedHealth Group Incorporated	NO	
		.0000	47-4928368				SCA Southwestern PA, LLC	DE	NIA	SC Affiliates, LLC	Ownership	100.000	UnitedHealth Group Incorporated	NO	
		.0000	47-3165040				SCA Specialists of Florida, LLC	DE	NIA	SCA Surgery Holdings, LLC	Ownership	100.000	UnitedHealth Group Incorporated	NO	
		.0000	85-2786147				SCA Specialty Holdings of Connecticut, LLC	DE	NIA	SC Affiliates, LLC	Ownership	100.000	UnitedHealth Group Incorporated	NO	
		.0000	45-4266502				SCA SSSC Holdings, LLC	DE	NIA	SC Affiliates, LLC	Ownership	25.000	UnitedHealth Group Incorporated	NO	
		.0000	45-4266502				SCA SSSC Holdings, LLC	DE	NIA	Surgery Center Holding, LLC	Ownership	25.000	UnitedHealth Group Incorporated	NO	
		.0000	45-4266502				SCA SSSC Holdings, LLC	DE	NIA	National Surgery Centers, LLC	Ownership	25.000	UnitedHealth Group Incorporated	NO	
		.0000	45-4266502				SCA SSSC Holdings, LLC	DE	NIA	SunSurgery, LLC	Ownership	25.000	UnitedHealth Group Incorporated	NO	
		.0000	47-5038680				SCA Stonegate Holdings, LLC	DE	NIA	SCA Austin Holdings, LLC	Ownership	100.000	UnitedHealth Group Incorporated	NO	
		.0000	26-2602268				SCA Surgery Holdings, LLC	DE	NIA	Surgical Care Affiliates, LLC	Ownership	100.000	UnitedHealth Group Incorporated	NO	
		.0000	75-2501088				SCA Surgicare of Laguna Hills, LLC	DE	NIA	Surgery Center Holding, LLC	Ownership	100.000	UnitedHealth Group Incorporated	NO	
		.0000	85-3263993				SCA West Health Holdings, LLC	DE	NIA	SC Affiliates, LLC	Ownership	100.000	UnitedHealth Group Incorporated	NO	
		.0000	85-4150186				SCA Westgreen Holdings, LLC	DE	NIA	SC Affiliates, LLC	Ownership	68.628	UnitedHealth Group Incorporated	NO	
		.0000	85-3491574				SCA Woodbury Holdings, LLC	DE	NIA	SC Affiliates, LLC	Ownership	49.000	UnitedHealth Group Incorporated	NO	2

16.26

STATEMENT AS OF MARCH 31, 2022 OF THE UnitedHealthcare Plan of the River Valley, Inc.

SCHEDULE Y
PART 1A - DETAIL OF INSURANCE HOLDING COMPANY SYSTEM

1	2	3	4	5	6	7	8	9	10	11	12	13	14	15	16
Group Code	Group Name	NAIC Company Code	ID Number	Federal RSSD	CIK	Name of Securities Exchange if Publicly Traded (U.S. or International)	Names of Parent, Subsidiaries Or Affiliates	Domiciliary Location	Relationship to Reporting Entity	Directly Controlled by (Name of Entity/Person)	Type of Control (Ownership, Board, Management, Attorney-in-Fact, Influence, Other)	If Control is Ownership Provide Percentage	Ultimate Controlling Entity(ies)/Person(s)	Is an SCA Filing Required? (Yes/No)	*
		.0000	74-2555097				SCA-Albuquerque Surgery Properties, Inc.	NM	NIA	SCA Affiliates, LLC	Ownership	100.000	UnitedHealth Group Incorporated	.NO.	
		.0000	47-1807383				SCA-Alliance, LLC	DE	NIA	SCA Surgery Holdings, LLC	Ownership	51.000	UnitedHealth Group Incorporated	.NO.	
		.0000	82-4763869				SCA-Anne Arundel, LLC	DE	NIA	SCA Affiliates, LLC	Ownership	100.000	UnitedHealth Group Incorporated	.NO.	
		.0000	83-2703057				SCA-AppleCare Partners, LLC	DE	NIA	SCA-Downey, LLC	Ownership	69.999	UnitedHealth Group Incorporated	.NO.	
		.0000	82-3857984				SCA-Bethesda, LLC	DE	NIA	SCA Affiliates, LLC	Ownership	52.254	UnitedHealth Group Incorporated	.NO.	
		.0000	62-1530120				SCA-Blue Ridge, LLC	DE	NIA	SCA Affiliates, LLC	Ownership	100.000	UnitedHealth Group Incorporated	.NO.	
		.0000	83-1529292				SCA-Bonita Springs, LLC	DE	NIA	SCA Affiliates, LLC	Ownership	80.392	UnitedHealth Group Incorporated	.NO.	
		.0000	82-1980137				SCA-Brandon, LLC	DE	NIA	SCA Affiliates, LLC	Ownership	100.000	UnitedHealth Group Incorporated	.NO.	
		.0000	83-1094012				SCA-Castle Rock, LLC	DE	NIA	SCA Affiliates, LLC	Ownership	68.736	UnitedHealth Group Incorporated	.NO.	
		.0000	47-1535510				SCA-Central Florida, LLC	DE	NIA	SCA Affiliates, LLC	Ownership	51.000	UnitedHealth Group Incorporated	.NO.	
		.0000	58-1709758				SCA-Charleston, LLC	DE	NIA	SCA Surgery Holdings, LLC	Ownership	100.000	UnitedHealth Group Incorporated	.NO.	
		.0000	82-4511713				SCA-Chatham, LLC	DE	NIA	SCA Affiliates, LLC	Ownership	100.000	UnitedHealth Group Incorporated	.NO.	
		.0000	81-3301058				SCA-Chevy Chase, LLC	DE	NIA	SCA Affiliates, LLC	Ownership	100.000	UnitedHealth Group Incorporated	.NO.	
		.0000	62-1516306				SCA-Citrus, Inc.	TN	NIA	SCA Affiliates, LLC	Ownership	100.000	UnitedHealth Group Incorporated	.NO.	
		.0000	83-1541326				SCA-Colonial Partners, LLC	DE	NIA	SCA-Ft. Myers, LLC	Ownership	69.698	UnitedHealth Group Incorporated	.NO.	
		.0000	93-1047471				SCA-Colorado Springs, LLC	DE	NIA	SCA Affiliates, LLC	Ownership	100.000	UnitedHealth Group Incorporated	.NO.	
		.0000	83-1585952				SCA-Connecticut Partners, LLC	DE	NIA	SunSurgery, LLC	Ownership	29.410	UnitedHealth Group Incorporated	.NO.	2
		.0000	47-4028383				SCA-Davenport, LLC	DE	NIA	SCA Affiliates, LLC	Ownership	100.000	UnitedHealth Group Incorporated	.NO.	
		.0000	84-2003112				SCA-Denver Physicians Holdings, LLC	CO	NIA	SCA-Denver, LLC	Ownership	51.454	UnitedHealth Group Incorporated	.NO.	
		.0000	84-2997638				SCA-Denver, LLC	DE	NIA	SCA Affiliates, LLC	Ownership	100.000	UnitedHealth Group Incorporated	.NO.	
		.0000	82-1470227				SCA-Derry, LLC	DE	NIA	SCA Affiliates, LLC	Ownership	78.873	UnitedHealth Group Incorporated	.NO.	
		.0000	81-3734814				SCA-Doral, LLC	DE	NIA	SCA Affiliates, LLC	Ownership	100.000	UnitedHealth Group Incorporated	.NO.	
		.0000	83-3055579				SCA-Downey, LLC	DE	NIA	SCA Affiliates, LLC	Ownership	100.000	UnitedHealth Group Incorporated	.NO.	
		.0000	83-1093886				SCA-Dry Creek, LLC	DE	NIA	SCA Affiliates, LLC	Ownership	100.000	UnitedHealth Group Incorporated	.NO.	
		.0000	81-1594261				SCA-Dublin, LLC	DE	NIA	SCA Affiliates, LLC	Ownership	100.000	UnitedHealth Group Incorporated	.NO.	
		.0000	81-3301305				SCA-Encinitas, Inc.	DE	NIA	Surgical Health, LLC	Ownership	100.000	UnitedHealth Group Incorporated	.NO.	
		.0000	62-1541235				SCA-Eugene, Inc.	TN	NIA	SCA Affiliates, LLC	Ownership	100.000	UnitedHealth Group Incorporated	.NO.	
		.0000	83-2805878				SCA-First Coast, LLC	DE	NIA	SCA Affiliates, LLC	Ownership	100.000	UnitedHealth Group Incorporated	.NO.	
		.0000	62-1551099				SCA-Florence, LLC	DE	NIA	SCA Affiliates, LLC	Ownership	100.000	UnitedHealth Group Incorporated	.NO.	
		.0000	93-1067967				SCA-Fort Collins, Inc.	CO	NIA	SCA Affiliates, LLC	Ownership	100.000	UnitedHealth Group Incorporated	.NO.	
		.0000	62-1502719				SCA-Fort Walton, Inc.	TN	NIA	SCA Affiliates, LLC	Ownership	100.000	UnitedHealth Group Incorporated	.NO.	
		.0000	47-3641516				SCA-Franklin, LLC	DE	NIA	SCA Affiliates, LLC	Ownership	100.000	UnitedHealth Group Incorporated	.NO.	
		.0000	81-2727879				SCA-Frederick, LLC	DE	NIA	SCA Affiliates, LLC	Ownership	100.000	UnitedHealth Group Incorporated	.NO.	
		.0000	82-3535257				SCA-Freeway Holdings, LLC	DE	NIA	SCA Affiliates, LLC	Ownership	100.000	UnitedHealth Group Incorporated	.NO.	
		.0000	36-4907566				SCA-Ft. Myers, LLC	DE	NIA	SCA Affiliates, LLC	Ownership	100.000	UnitedHealth Group Incorporated	.NO.	
		.0000	62-1547690				SCA-Gainesville, LLC	DE	NIA	SCA Affiliates, LLC	Ownership	100.000	UnitedHealth Group Incorporated	.NO.	
		.0000	81-1956407				SCA-Gladiolus, LLC	DE	NIA	SCA Affiliates, LLC	Ownership	95.371	UnitedHealth Group Incorporated	.NO.	
		.0000	83-4156034				SCA-Glenwood Holdings, LLC	DE	NIA	Glenwood-SC, Inc.	Ownership	79.447	UnitedHealth Group Incorporated	.NO.	
		.0000	82-1438326				SCA-Grants Pass, LLC	DE	NIA	SCA Affiliates, LLC	Ownership	100.000	UnitedHealth Group Incorporated	.NO.	
		.0000	81-2376695				SCA-Grove Place, LLC	DE	NIA	SCA Affiliates, LLC	Ownership	69.833	UnitedHealth Group Incorporated	.NO.	
		.0000	47-3466283				SCA-Hagerstown, LLC	DE	NIA	SCA Affiliates, LLC	Ownership	100.000	UnitedHealth Group Incorporated	.NO.	
		.0000	47-5229514				SCA-Hilton Head, LLC	DE	NIA	SCA Affiliates, LLC	Ownership	100.000	UnitedHealth Group Incorporated	.NO.	
		.0000	62-1506650				SCA-Honolulu, LLC	DE	NIA	SCA Affiliates, LLC	Ownership	100.000	UnitedHealth Group Incorporated	.NO.	
		.0000	81-3445356				SCA-Houston Executive, LLC	DE	NIA	SCA Affiliates, LLC	Ownership	100.000	UnitedHealth Group Incorporated	.NO.	
		.0000	81-1666861				SCA-Illinois, LLC	DE	NIA	SCA Surgery Holdings, LLC	Ownership	100.000	UnitedHealth Group Incorporated	.NO.	
		.0000	47-3930052				SCA-IT Holdings, LLC	DE	NIA	SCA Affiliates, LLC	Ownership	100.000	UnitedHealth Group Incorporated	.NO.	
		.0000	83-3090526				SCA-JPM Holdings, LLC	DE	NIA	SCA Affiliates, LLC	Ownership	100.000	UnitedHealth Group Incorporated	.NO.	
		.0000	83-1102109				SCA-Kissing Camels Holdings, LLC	DE	NIA	SCA Surgery Holdings, LLC	Ownership	100.000	UnitedHealth Group Incorporated	.NO.	
		.0000	81-4292506				SCA-Main Street, LLC	DE	NIA	SCA Affiliates, LLC	Ownership	29.575	UnitedHealth Group Incorporated	.NO.	2
		.0000	47-1751165				SCA-Marina del Rey, LLC	CA	NIA	SCA Affiliates, LLC	Ownership	100.000	UnitedHealth Group Incorporated	.NO.	
		.0000	81-1367813				SCA-MC VBP, Inc.	DE	NIA	SCA Affiliates, LLC	Ownership	100.000	UnitedHealth Group Incorporated	.NO.	
		.0000	62-1184188				SCA-Mecklenburg Development Corp.	NC	NIA	SCA Affiliates, LLC	Ownership	100.000	UnitedHealth Group Incorporated	.NO.	
		.0000	81-4616104				SCA-Memorial City, LLC	DE	NIA	SCA Affiliates, LLC	Ownership	100.000	UnitedHealth Group Incorporated	.NO.	
		.0000	83-3709010				SCA-Memorial, LLC	DE	NIA	SCA Affiliates, LLC	Ownership	100.000	UnitedHealth Group Incorporated	.NO.	

STATEMENT AS OF MARCH 31, 2022 OF THE UnitedHealthcare Plan of the River Valley, Inc.

SCHEDULE Y
PART 1A - DETAIL OF INSURANCE HOLDING COMPANY SYSTEM

1	2	3	4	5	6	7	8	9	10	11	12	13	14	15	16
Group Code	Group Name	NAIC Company Code	ID Number	Federal RSSD	CIK	Name of Securities Exchange if Publicly Traded (U.S. or International)	Names of Parent, Subsidiaries Or Affiliates	Domiciliary Location	Relationship to Reporting Entity	Directly Controlled by (Name of Entity/Person)	Type of Control (Ownership, Board, Management, Attorney-in-Fact, Influence, Other)	If Control is Ownership Provide Percentage	Ultimate Controlling Entity(ies)/Person(s)	Is an SCA Filing Required? (Yes/No)	*
		.0000	81-1771410				SCA-Merritt, LLC	DE	NIA	SC Affiliates, LLC	Ownership	100.000	UnitedHealth Group Incorporated	NO	
		.0000	82-2455773				SCA-Midlands, LLC	DE	NIA	SC Affiliates, LLC	Ownership	100.000	UnitedHealth Group Incorporated	NO	
		.0000	81-2976543				SCA-Midway Management, LLC	IL	NIA	SC Affiliates, LLC	Ownership	100.000	UnitedHealth Group Incorporated	NO	
		.0000	80-0070617				SCA-Mobile, LLC	DE	NIA	SC Affiliates, LLC	Ownership	100.000	UnitedHealth Group Incorporated	NO	
		.0000	81-1065674				SCA-Mokena, LLC	DE	NIA	SC Affiliates, LLC	Ownership	100.000	UnitedHealth Group Incorporated	NO	
		.0000	84-4936803				SCA-Morris Avenue, LLC	DE	NIA	SC Affiliates, LLC	Ownership	100.000	UnitedHealth Group Incorporated	NO	
		.0000	62-1506655				SCA-Morris County, LLC	DE	NIA	SC Affiliates, LLC	Ownership	100.000	UnitedHealth Group Incorporated	NO	
		.0000	81-2850365				SCA-Mt. Pleasant, LLC	DE	NIA	SC Affiliates, LLC	Ownership	100.000	UnitedHealth Group Incorporated	NO	
		.0000	82-3002171				SCA-Naperville, LLC	DE	NIA	SC Affiliates, LLC	Ownership	100.000	UnitedHealth Group Incorporated	NO	
		.0000	47-4418919				SCA-Naples, LLC	DE	NIA	SC Affiliates, LLC	Ownership	100.000	UnitedHealth Group Incorporated	NO	
		.0000	47-1760663				SCA-New Jersey, LLC	DE	NIA	SC Affiliates, LLC	Ownership	100.000	UnitedHealth Group Incorporated	NO	
		.0000	81-3445510				SCA-Newport Beach, LLC	CA	NIA	SC Affiliates, LLC	Ownership	100.000	UnitedHealth Group Incorporated	NO	
		.0000	82-3050836				SCA-Palm Beach MSO Holdings, LLC	DE	NIA	SunSurgery, LLC	Ownership	100.000	UnitedHealth Group Incorporated	NO	
		.0000	84-3367495				SCA-Palm Beach, LLC	DE	NIA	SC Affiliates, LLC	Ownership	100.000	UnitedHealth Group Incorporated	NO	
		.0000	62-1538850				SCA-Panama City Holdings, LLC	DE	NIA	SC Affiliates, LLC	Ownership	100.000	UnitedHealth Group Incorporated	NO	
		.0000	47-2785908				SCA-Paoli, LLC	DE	NIA	SC Affiliates, LLC	Ownership	100.000	UnitedHealth Group Incorporated	NO	
		.0000	47-1620189				SCA-Phoenix, LLC	DE	NIA	SC Affiliates, LLC	Ownership	100.000	UnitedHealth Group Incorporated	NO	
		.0000	81-4139195				SCA-Pocono, LLC	DE	NIA	SC Affiliates, LLC	Ownership	100.000	UnitedHealth Group Incorporated	NO	
		.0000	83-4121074				SCA-Portland, LLC	DE	NIA	SC Affiliates, LLC	Ownership	100.000	UnitedHealth Group Incorporated	NO	
		.0000	81-4304317				SCA-Practice Partners Holdings, LLC	DE	NIA	SC Affiliates, LLC	Ownership	100.000	UnitedHealth Group Incorporated	NO	
		.0000	83-2111732				SCA-River Valley, LLC	DE	NIA	SC Affiliates, LLC	Ownership	29.410	UnitedHealth Group Incorporated	NO	2
		.0000	83-2721919				SCA-Riverside Partners, LLC	DE	NIA	SCA-Riverside, LLC	Ownership	51.000	UnitedHealth Group Incorporated	NO	
		.0000	47-1647512				SCA-Riverside, LLC	DE	NIA	SC Affiliates, LLC	Ownership	100.000	UnitedHealth Group Incorporated	NO	
		.0000	85-0563422				SCA-Rockville, LLC	DE	NIA	SC Affiliates, LLC	Ownership	100.000	UnitedHealth Group Incorporated	NO	
		.0000	81-2963561				SCA-Sacred Heart Holdings, LLC	DE	NIA	SC Affiliates, LLC	Ownership	100.000	UnitedHealth Group Incorporated	NO	
		.0000	94-3138088				SCA-San Diego, Inc.	DE	NIA	Surgical Health, LLC	Ownership	100.000	UnitedHealth Group Incorporated	NO	
		.0000	47-1685878				SCA-San Luis Obispo, LLC	DE	NIA	SC Affiliates, LLC	Ownership	100.000	UnitedHealth Group Incorporated	NO	
		.0000	88-0185362				SCA-Sand Lake, LLC	DE	NIA	SC Affiliates, LLC	Ownership	80.079	UnitedHealth Group Incorporated	NO	
		.0000	81-3300613				SCA-Santa Rosa, Inc.	NV	NIA	SC Affiliates, LLC	Ownership	100.000	UnitedHealth Group Incorporated	NO	
		.0000	22-3117714				SCA-Somerset, LLC	DE	NIA	SCA Surgery Holdings, LLC	Ownership	100.000	UnitedHealth Group Incorporated	NO	
		.0000	47-2676325				SCA-South Jersey, LLC	DE	NIA	Virtua-SCA Holdings, LLC	Ownership	100.000	UnitedHealth Group Incorporated	NO	2
		.0000	82-4499088				SCA-Sparta, LLC	DE	NIA	SC Affiliates, LLC	Ownership	100.000	UnitedHealth Group Incorporated	NO	
		.0000	84-4677051				SCA-Spartanburg Holdings, LLC	DE	NIA	SC Affiliates, LLC	Ownership	100.000	UnitedHealth Group Incorporated	NO	
		.0000	47-4106989				SCA-St. Louis Holdings, LLC	DE	NIA	SC Affiliates, LLC	Ownership	100.000	UnitedHealth Group Incorporated	NO	
		.0000	81-4371453				SCA-St. Louis, LLC	DE	NIA	Surgical Health, LLC	Ownership	100.000	UnitedHealth Group Incorporated	NO	
		.0000	81-2455241				SCA-St. Lucie, LLC	DE	NIA	SC Affiliates, LLC	Ownership	100.000	UnitedHealth Group Incorporated	NO	
		.0000	82-1987225				SCA-Surgicare, LLC	DE	NIA	SC Affiliates, LLC	Ownership	100.000	UnitedHealth Group Incorporated	NO	
		.0000	85-1998338				SCA-SwiftPath, LLC	DE	NIA	SC Affiliates, LLC	Ownership	100.000	UnitedHealth Group Incorporated	NO	
		.0000	82-2294882				SCA-Verita, LLC	DE	NIA	SC Affiliates, LLC	Ownership	100.000	UnitedHealth Group Incorporated	NO	
		.0000	82-1449412				SCA-VLR Holdings Company, LLC	DE	NIA	SCA Denver Holdings, LLC	Ownership	51.000	UnitedHealth Group Incorporated	NO	
		.0000	82-3689825				SCA-Wake Forest, LLC	DE	NIA	SC Affiliates, LLC	Ownership	100.000	UnitedHealth Group Incorporated	NO	
		.0000	81-1159878				SCA-Western Connecticut, LLC	DE	NIA	SC Affiliates, LLC	Ownership	67.000	UnitedHealth Group Incorporated	NO	
		.0000	62-1525777				SCA-Westover Hills, LLC	DE	NIA	SC Affiliates, LLC	Ownership	100.000	UnitedHealth Group Incorporated	NO	
		.0000	82-3528300				SCA-Winchester, LLC	DE	NIA	SC Affiliates, LLC	Ownership	100.000	UnitedHealth Group Incorporated	NO	
		.0000	81-4905342				SCA-Winter Park, Inc.	TN	NIA	SC Affiliates, LLC	Ownership	100.000	UnitedHealth Group Incorporated	NO	
		.0000	85-2316290				SCA-Woodlands Holdings, LLC	DE	NIA	SC Affiliates, LLC	Ownership	100.000	UnitedHealth Group Incorporated	NO	
		.0000	27-2635371				SCAI Holdings, LLC	DE	NIA	SCA HoldCo, Inc.	Ownership	100.000	UnitedHealth Group Incorporated	NO	
		.0000	46-3238571				Scanner Centromed S.A.	CHL	NIA	Administradora Médica Centromed S.A.	Ownership	85.000	UnitedHealth Group Incorporated	NO	
		.0000	98-1202716				SCAHS-SCA Holdings, LLC	DE	NIA	SCA Lutheran Holdings, LLC	Ownership	51.000	UnitedHealth Group Incorporated	NO	
		.0000					SCP Specialty Infusion, LLC	DE	NIA	Optum Infusion Services 500, Inc.	Ownership	100.000	UnitedHealth Group Incorporated	NO	
		.0000					Seattle Psychology, P.L.L.C.	WA	NIA	Physician(s) Owned	Influence	0.000	UnitedHealth Group Incorporated	NO	1
		.0000					Seisa Serviços Integrados de Saúde Ltda.	BRA	NIA	Cemed Care - Empresa de Atendimento Clínico Geral Ltda.	Ownership	0.000	UnitedHealth Group Incorporated	NO	

STATEMENT AS OF MARCH 31, 2022 OF THE UnitedHealthcare Plan of the River Valley, Inc.

SCHEDULE Y
PART 1A - DETAIL OF INSURANCE HOLDING COMPANY SYSTEM

1	2	3	4	5	6	7	8	9	10	11	12	13	14	15	16
Group Code	Group Name	NAIC Company Code	ID Number	Federal RSSD	CIK	Name of Securities Exchange if Publicly Traded (U.S. or International)	Names of Parent, Subsidiaries Or Affiliates	Domiciliary Location	Relationship to Reporting Entity	Directly Controlled by (Name of Entity/Person)	Type of Control (Ownership, Board, Management, Attorney-in-Fact, Influence, Other)	If Control is Ownership Provide Percentage	Ultimate Controlling Entity(ies)/Person(s)	Is an SCA Filing Required? (Yes/No)	*
		.0000	98-1202716				Seisa Serviços Integrados de Saúde Ltda.	BRA	NIA	Amil Assistência Médica Internacional S.A.	Ownership	100.000	UnitedHealth Group Incorporated	NO	
		.0000	86-0739432				Senior Benefits, L.L.C.	AZ	NIA	USHEALTH Advisors, LLC	Ownership	100.000	UnitedHealth Group Incorporated	NO	
		.0000	45-3802527				Serenity Family and Psychology Counseling Center, P.C.	CA	NIA	Physician(s) Owned	Influence	0.000	UnitedHealth Group Incorporated	NO	1
		.0000	27-1533951				Serquinox Holdings LLC	DE	NIA	Optum Infusion Services 500, Inc.	Ownership	100.000	UnitedHealth Group Incorporated	NO	
		.0000					Servicios de Entrenamiento en Competencias Clínicas SpA	CHL	NIA	Sociedad de Inversiones Santa María SpA	Ownership	1.000	UnitedHealth Group Incorporated	NO	
		.0000					Servicios de Entrenamiento en Competencias Clínicas SpA	CHL	NIA	Clínica Santa María S.p.A.	Ownership	99.000	UnitedHealth Group Incorporated	NO	
		.0000					Servicios Integrados de Salud Ltda.	CHL	NIA	Clínica Santa María S.p.A.	Ownership	0.100	UnitedHealth Group Incorporated	NO	
		.0000					Servicios Integrados de Salud Ltda.	CHL	NIA	Clínica Dávila y Servicios Médicos S.p.A.	Ownership	99.900	UnitedHealth Group Incorporated	NO	
		.0000					Servicios Médicos Amed Quilpué S.A.	CHL	NIA	Laboratorios Médicos Amed Quilpué S.A.	Ownership	0.100	UnitedHealth Group Incorporated	NO	
		.0000					Servicios Médicos Amed Quilpué S.A.	CHL	NIA	Centromed Quilpué S.A.	Ownership	99.900	UnitedHealth Group Incorporated	NO	
		.0000					Servicios Médicos Bio Bio Ltda.	CHL	NIA	Saden S.A.	Ownership	1.000	UnitedHealth Group Incorporated	NO	
		.0000					Servicios Médicos Bio Bio Ltda.	CHL	NIA	Clínica Bio Bio SpA	Ownership	99.000	UnitedHealth Group Incorporated	NO	
		.0000					Servicios Médicos Ciudad del Mar Ltda.	CHL	NIA	Saden S.A.	Ownership	1.000	UnitedHealth Group Incorporated	NO	
		.0000					Servicios Médicos Ciudad del Mar Ltda.	CHL	NIA	Clínica Ciudad del Mar S.A.	Ownership	99.000	UnitedHealth Group Incorporated	NO	
		.0000					Servicios Médicos Santa María Ltda.	CHL	NIA	Sociedad de Inversiones Santa María SpA	Ownership	99.000	UnitedHealth Group Incorporated	NO	
		.0000					Servicios Médicos Santa María Ltda.	CHL	NIA	Clínica Santa María S.p.A.	Ownership	1.000	UnitedHealth Group Incorporated	NO	
		.0000					Servicios Médicos Vespucio Ltda.	CHL	NIA	Saden S.A.	Ownership	1.000	UnitedHealth Group Incorporated	NO	
		.0000					Servicios Médicos Vespucio Ltda.	CHL	NIA	Clínica Vespucio S.A.	Ownership	99.000	UnitedHealth Group Incorporated	NO	
		.0000	58-1978974				SHC Atlanta, LLC	DE	NIA	Surgical Health, LLC	Ownership	100.000	UnitedHealth Group Incorporated	NO	
		.0000	58-2013443				SHC Austin, Inc.	GA	NIA	Surgical Health, LLC	Ownership	100.000	UnitedHealth Group Incorporated	NO	
		.0000	58-2062812				SHC Hawthorn, Inc.	GA	NIA	Surgical Health, LLC	Ownership	100.000	UnitedHealth Group Incorporated	NO	
		.0000	58-2101924				SHC Melbourne, Inc.	GA	NIA	Surgical Health, LLC	Ownership	100.000	UnitedHealth Group Incorporated	NO	
		.0000					Sherman Counseling Management, LLC	WI	NIA	Physician(s) Owned	Influence	0.000	UnitedHealth Group Incorporated	NO	1
		.0000					Shurpa, Inc.	DE	NIA	United HealthCare Services, Inc.	Ownership	100.000	UnitedHealth Group Incorporated	NO	
		.0000	82-3922528				Sierra Dental Plan, Inc.	CA	NIA	MCNA Health Care Holdings, LLC	Ownership	100.000	UnitedHealth Group Incorporated	NO	
.0707	UnitedHealth Group Incorporated	.71420	94-0734860				Sierra Health and Life Insurance Company, Inc.	NV	IA	Sierra Health Services, Inc.	Ownership	100.000	UnitedHealth Group Incorporated	NO	
		.0000	88-0200415				Sierra Health Services, Inc.	NV	NIA	UnitedHealthcare, Inc.	Ownership	100.000	UnitedHealth Group Incorporated	NO	
		.0000	88-0254322				Sierra Health-Care Options, Inc.	NV	NIA	Sierra Health Services, Inc.	Ownership	100.000	UnitedHealth Group Incorporated	NO	
		.0000	88-0385705				Sierra Home Medical Products, Inc.	NV	NIA	Sierra Health Services, Inc.	Ownership	100.000	UnitedHealth Group Incorporated	NO	
		.0000	88-0264562				Sierra Nevada Administrators, Inc.	NV	NIA	Sierra Health Services, Inc.	Ownership	100.000	UnitedHealth Group Incorporated	NO	
		.0000	81-3200297				Silicon Valley TMS of Monterey Bay, GP	CA	NIA	Saad A. Shakir, M.D., Inc.	Ownership	100.000	UnitedHealth Group Incorporated	NO	1
		.0000					Sistema de Administración Hospitalaria S.A.C.	PER	NIA	Pacifico S.A. Entidad Prestadora de Salud	Ownership	99.870	UnitedHealth Group Incorporated	NO	
		.0000	82-1485491				SJ East Campus ASC, LLC	CO	NIA	SOLHS-SCA Holdings, LLC	Ownership	51.000	UnitedHealth Group Incorporated	NO	
		.0000	20-1004228				Small Business Insurance Advisors, Inc.	TX	NIA	USHEALTH Group, Inc.	Ownership	100.000	UnitedHealth Group Incorporated	NO	
		.0000					Sobam - Centro Médico Hospitalar S.A.	BRA	NIA	Santa Helena Assistência Médica S.A.	Ownership	98.088	UnitedHealth Group Incorporated	NO	
		.0000					Sobam - Centro Médico Hospitalar S.A.	BRA	NIA	Centro Médico Hospitalar Pitangueiras Ltda.	Ownership	1.912	UnitedHealth Group Incorporated	NO	
		.0000	98-1453235				Sociedad de Inversiones Santa María SpA	CHL	NIA	Clínica Santa María S.p.A.	Ownership	99.743	UnitedHealth Group Incorporated	NO	
		.0000	98-1453235				Sociedad de Inversiones Santa María SpA	CHL	NIA	Clínica Dávila y Servicios Médicos S.p.A.	Ownership	0.257	UnitedHealth Group Incorporated	NO	
		.0000	46-0729622				Solstice Administration Services, Inc.	FL	NIA	Solstice Benefits, Inc.	Ownership	100.000	UnitedHealth Group Incorporated	NO	
		.0000	30-0760846				Solstice Administrators of Alabama, Inc.	AL	NIA	Solstice Administration Services, Inc.	Ownership	100.000	UnitedHealth Group Incorporated	NO	
		.0000	35-2657270				Solstice Administrators of Arizona, Inc.	AZ	NIA	Solstice Administration Services, Inc.	Ownership	100.000	UnitedHealth Group Incorporated	NO	
		.0000	32-0392448				Solstice Administrators of Missouri, Inc.	MO	NIA	Solstice Administration Services, Inc.	Ownership	100.000	UnitedHealth Group Incorporated	NO	
		.0000	30-0756426				Solstice Administrators of North Carolina, Inc.	NC	NIA	Solstice Administration Services, Inc.	Ownership	100.000	UnitedHealth Group Incorporated	NO	
		.0000	90-0880348				Solstice Administrators of Texas, Inc.	TX	NIA	Solstice Administration Services, Inc.	Ownership	100.000	UnitedHealth Group Incorporated	NO	
		.0000	26-4839323				Solstice Administrators, Inc.	CA	NIA	Solstice Administration Services, Inc.	Ownership	100.000	UnitedHealth Group Incorporated	NO	
		.0000	20-4815388				Solstice Benefit Services, Inc.	FL	NIA	Specialty Benefits, LLC	Ownership	100.000	UnitedHealth Group Incorporated	NO	

16.29

STATEMENT AS OF MARCH 31, 2022 OF THE UnitedHealthcare Plan of the River Valley, Inc.

SCHEDULE Y
PART 1A - DETAIL OF INSURANCE HOLDING COMPANY SYSTEM

1	2	3	4	5	6	7	8	9	10	11	12	13	14	15	16
Group Code	Group Name	NAIC Company Code	ID Number	Federal RSSD	CIK	Name of Securities Exchange if Publicly Traded (U.S. or International)	Names of Parent, Subsidiaries Or Affiliates	Domiciliary Location	Relationship to Reporting Entity	Directly Controlled by (Name of Entity/Person)	Type of Control (Ownership, Board, Management, Attorney-in-Fact, Influence, Other)	If Control is Ownership Provide Percentage	Ultimate Controlling Entity(ies)/Person(s)	Is an SCA Filing Required? (Yes/No)	*
.0707	UnitedHealth Group Incorporated	.12341	14-1917982				Solstice Benefits, Inc.	FL	IA	Specialty Benefits, LLC	Ownership	100.000	UnitedHealth Group Incorporated	NO	
.0707	UnitedHealth Group Incorporated	.13971	27-1395245				Solstice Health Insurance Company	NY	IA	Specialty Benefits, LLC	Ownership	100.000	UnitedHealth Group Incorporated	NO	
.0707	UnitedHealth Group Incorporated	.16610	30-1200533				Solstice Healthplans of Arizona, Inc.	AZ	IA	Solstice Administration Services, Inc.	Ownership	100.000	UnitedHealth Group Incorporated	NO	
.0707	UnitedHealth Group Incorporated	.17141	35-2709791				Solstice Healthplans of Colorado, Inc.	CO	IA	Solstice Administration Services, Inc.	Ownership	100.000	UnitedHealth Group Incorporated	NO	
.0707	UnitedHealth Group Incorporated	.00000	46-1042329				Solstice Healthplans of New Jersey, Inc.	NJ	NIA	Solstice Benefits, Inc.	Ownership	100.000	UnitedHealth Group Incorporated	NO	
.0707	UnitedHealth Group Incorporated	.16878	30-1190514				Solstice Healthplans of Ohio, Inc.	OH	IA	Solstice Administration Services, Inc.	Ownership	100.000	UnitedHealth Group Incorporated	NO	
.0707	UnitedHealth Group Incorporated	.16892	36-4935990				Solstice Healthplans of Texas, Inc.	TX	IA	Solstice Administration Services, Inc.	Ownership	100.000	UnitedHealth Group Incorporated	NO	
.0707	UnitedHealth Group Incorporated	.00000	46-3786700				Solstice Healthplans, Inc.	FL	IA	Solstice Benefits, Inc.	Ownership	100.000	UnitedHealth Group Incorporated	NO	
.0707	UnitedHealth Group Incorporated	.16790	26-2699505				Solstice of Illinois, Inc.	IL	IA	Solstice Administration Services, Inc.	Ownership	100.000	UnitedHealth Group Incorporated	NO	
		.00000	32-0545152				Solstice of Minnesota, Inc.	MN	NIA	Solstice Administration Services, Inc.	Ownership	100.000	UnitedHealth Group Incorporated	NO	
		.00000	26-1891960				Solstice of New York, Inc.	NY	NIA	Solstice Administration Services, Inc.	Ownership	100.000	UnitedHealth Group Incorporated	NO	
		.00000	41-1593424				Solutran, LLC	DE	NIA	Optum Financial, Inc.	Ownership	100.000	UnitedHealth Group Incorporated	NO	
		.00000	20-8433398				Somerset Outpatient Surgery, L.L.C.	NJ	NIA	SCA-Somerset, LLC	Ownership	59.888	UnitedHealth Group Incorporated	NO	
		.00000	75-2723958				South Arlington Surgical Providers, LLC	TX	NIA	Surgical Care Affiliates, LLC	Influence	0.000	UnitedHealth Group Incorporated	NO	
		.00000	30-0743767				Southern California Medical Practice Concepts, LLC	CA	NIA	Riverside Electronic Healthcare Resources, Inc.	Ownership	100.000	UnitedHealth Group Incorporated	NO	1
		.00000	88-0201420				Southwest Medical Associates, Inc.	NV	NIA	Sierra Health Services, Inc.	Ownership	100.000	UnitedHealth Group Incorporated	NO	
		.00000	38-2609888				Southwest Michigan Health Network Inc.	MI	NIA	UnitedHealthcare, Inc.	Ownership	100.000	UnitedHealth Group Incorporated	NO	
		.00000	36-4369359				Southwest Surgery Center, LLC	IL	NIA	SCA-Mokena, LLC	Ownership	49.299	UnitedHealth Group Incorporated	NO	2
		.00000	41-2013700				Southwest Surgical Center, LLC	MN	NIA	WestHealth JV Holdings, LLC	Ownership	51.000	UnitedHealth Group Incorporated	NO	
		.00000	75-2516426				Space Coast Surgical Center, Ltd.	FL	NIA	SCA-Merritt, LLC	Ownership	0.047	UnitedHealth Group Incorporated	NO	
		.00000	75-2516426				Space Coast Surgical Center, Ltd.	FL	NIA	SCA Rockledge JV, LLC	Ownership	52.191	UnitedHealth Group Incorporated	NO	
		.00000	57-0953005				Spartanburg Surgery Center, LLC	SC	NIA	SCA-Spartanburg Holdings, LLC	Ownership	64.000	UnitedHealth Group Incorporated	NO	
		.00000	55-0790742				Specialists in Urology Surgery Center, LLC	FL	NIA	SCA Specialists of Florida, LLC	Ownership	100.000	UnitedHealth Group Incorporated	NO	
		.00000	25-1868213				Specialized Pharmaceuticals, Inc.	PA	NIA	QoL Acquisition Holdings Corp.	Ownership	100.000	UnitedHealth Group Incorporated	NO	
		.00000	41-1921983				Specialty Benefits, LLC	DE	NIA	United HealthCare Services, Inc.	Ownership	100.000	UnitedHealth Group Incorporated	NO	
		.00000	20-1494993				Specialty Billing Solutions, LLC	CO	NIA	Pinnacle III, LLC	Ownership	100.000	UnitedHealth Group Incorporated	NO	
		.00000	20-3412545				Specialty Surgical Center, LLC	NJ	NIA	SCA-Sparta, LLC	Ownership	51.000	UnitedHealth Group Incorporated	NO	
		.00000	71-0886811				Spectera of New York, IPA, Inc.	NY	NIA	Spectera, Inc.	Ownership	100.000	UnitedHealth Group Incorporated	NO	
		.00000	52-1260282				Spectera, Inc.	MD	NIA	Specialty Benefits, LLC	Ownership	100.000	UnitedHealth Group Incorporated	NO	
		.00000	20-4615218				Sports and Spinal Physical Therapy, Inc.	DC	NIA	Orthology Inc.	Ownership	100.000	UnitedHealth Group Incorporated	NO	
		.00000	82-3087236				Spring Behavioral Health of New Jersey, LLC	NJ	NIA	Physician(s) Owned	Influence	0.000	UnitedHealth Group Incorporated	NO	1
		.00000	23-2833266				Springfield Psychological, P.C.	PA	NIA	Refresh Pennsylvania, LLC	Ownership	100.000	UnitedHealth Group Incorporated	NO	1
		.00000	62-1770924				SRPS, LLC	DE	NIA	Progressive Enterprises Holdings, Inc.	Ownership	100.000	UnitedHealth Group Incorporated	NO	
		.00000	75-2201400				St. Cloud Outpatient Surgery, Ltd., a Minnesota Limited Partnership	MN	NIA	St. Cloud Surgical Center, LLC	Ownership	17.371	UnitedHealth Group Incorporated	NO	2
		.00000	41-1348916				St. Cloud Surgical Center, LLC	DE	NIA	Surgery Center Holding, LLC	Ownership	100.000	UnitedHealth Group Incorporated	NO	
		.00000	61-1748081				St. Louis Cardiovascular Institute, LLC	MO	NIA	SCA-St. Louis Holdings, LLC	Ownership	51.000	UnitedHealth Group Incorporated	NO	
		.00000	61-1754451				St. Louis Specialty Surgical Center, LLC	MO	NIA	SCA-St. Louis Holdings, LLC	Ownership	56.812	UnitedHealth Group Incorporated	NO	
		.00000	85-2023852				Stonagate JV Partners, LLC	TX	NIA	SCA Stonagate Holdings, LLC	Ownership	39.216	UnitedHealth Group Incorporated	NO	2
		.00000	20-1211544				Stonagate Surgery Center, L.P.	TX	NIA	Stonagate JV Partners, LLC	Ownership	51.000	UnitedHealth Group Incorporated	NO	
		.00000	20-1211544				Stonagate Surgery Center, L.P.	TX	NIA	SCA Stonagate Holdings, LLC	Ownership	12.335	UnitedHealth Group Incorporated	NO	
		.00000	47-4990107				Summer Street ASC, LLC	CT	NIA	SCA Specialty Holdings of Connecticut, LLC	Ownership	49.000	UnitedHealth Group Incorporated	NO	2
		.00000	87-0625250				Sundance Behavioral Resources, LLC	UT	NIA	Refresh Mental Health, Inc.	Ownership	100.000	UnitedHealth Group Incorporated	NO	
		.00000	06-1082848				SunSurgery, LLC	DE	NIA	Surgical Care Affiliates, LLC	Ownership	100.000	UnitedHealth Group Incorporated	NO	
		.00000	82-5164277				Surgery Center at Cherry Creek, LLC	CO	NIA	SCA-Denver Physicians Holdings, LLC	Ownership	100.000	UnitedHealth Group Incorporated	NO	
		.00000	85-4085692				Surgery Center at Cottonwood, LLC	UT	NIA	SCA Cottonwood Holdings, LLC	Ownership	55.000	UnitedHealth Group Incorporated	NO	
		.00000	85-4085559				Surgery Center at Grove Creek, LLC	UT	NIA	SCA Grove Creek Holdings, LLC	Ownership	51.000	UnitedHealth Group Incorporated	NO	
		.00000	82-5207693				Surgery Center at Kissing Camels, LLC	CO	NIA	SCA-Kissing Camels Holdings, LLC	Ownership	68.600	UnitedHealth Group Incorporated	NO	
		.00000	85-4070407				Surgery Center at South Ogden, LLC	UT	NIA	SCA South Ogden Holdings, LLC	Ownership	55.000	UnitedHealth Group Incorporated	NO	
		.00000	62-1739361				Surgery Center Holding, LLC	DE	NIA	Surgical Care Affiliates, LLC	Ownership	100.000	UnitedHealth Group Incorporated	NO	
		.00000	62-1509341				Surgery Center of Boca Raton, Inc.	FL	NIA	Surgical Health, LLC	Ownership	100.000	UnitedHealth Group Incorporated	NO	
		.00000	63-1214140				Surgery Center of Colorado Springs, LLC	DE	NIA	SC Affiliates, LLC	Ownership	100.000	UnitedHealth Group Incorporated	NO	

16-30

STATEMENT AS OF MARCH 31, 2022 OF THE UnitedHealthcare Plan of the River Valley, Inc.

SCHEDULE Y
PART 1A - DETAIL OF INSURANCE HOLDING COMPANY SYSTEM

1	2	3	4	5	6	7	8	9	10	11	12	13	14	15	16
Group Code	Group Name	NAIC Company Code	ID Number	Federal RSSD	CIK	Name of Securities Exchange if Publicly Traded (U.S. or International)	Names of Parent, Subsidiaries Or Affiliates	Domiciliary Location	Relationship to Reporting Entity	Directly Controlled by (Name of Entity/Person)	Type of Control (Ownership, Board, Management, Attorney-in-Fact, Influence, Other)	If Control is Ownership Provide Percentage	Ultimate Controlling Entity(ies)/Person(s)	Is an SCA Filing Required? (Yes/No)	*
		.00000	42-1166764				Surgery Center of Des Moines, LLC	DE	NIA	Surgery Center Holding, LLC	Ownership	100.000	UnitedHealth Group Incorporated	NO	
		.00000	72-1349752				Surgery Center of Easton, LLC	DE	NIA	SC Affiliates, LLC	Ownership	100.000	UnitedHealth Group Incorporated	NO	
		.00000	63-1212213				Surgery Center of Ellicott City, Inc.	DE	NIA	SC Affiliates, LLC	Ownership	100.000	UnitedHealth Group Incorporated	NO	
		.00000	20-1733152				Surgery Center of Fairfield County, LLC	DE	NIA	SunSurgery, LLC	Ownership	6.644	UnitedHealth Group Incorporated	NO	2
		.00000	20-1733152				Surgery Center of Fairfield County, LLC	DE	NIA	SCA-Connecticut Partners, LLC	Ownership	51.000	UnitedHealth Group Incorporated	NO	2
		.00000	62-1179539				Surgery Center of Lexington, LLC	DE	NIA	SC Affiliates, LLC	Ownership	49.000	UnitedHealth Group Incorporated	NO	2
		.00000	62-1179537				Surgery Center of Louisville, LLC	DE	NIA	SC Affiliates, LLC	Ownership	100.000	UnitedHealth Group Incorporated	NO	
		.00000	63-1231944				Surgery Center of Maui, LLC	DE	NIA	SC Affiliates, LLC	Ownership	100.000	UnitedHealth Group Incorporated	NO	
		.00000	83-2600045				Surgery Center of Mt. Scott, LLC	OR	NIA	Providence & SCA Off-Campus Holdings, LLC	Ownership	51.000	UnitedHealth Group Incorporated	NO	2
		.00000	63-1194204				Surgery Center of Muskogee, LLC	DE	NIA	SC Affiliates, LLC	Ownership	100.000	UnitedHealth Group Incorporated	NO	
		.00000	11-3701564				Surgery Center of Rockville, L.L.C.	MD	NIA	SCA-Rockville, LLC	Ownership	59.000	UnitedHealth Group Incorporated	NO	
		.00000	63-1212214				Surgery Center of Southern Pines, LLC	DE	NIA	Surgery Center Holding, LLC	Ownership	100.000	UnitedHealth Group Incorporated	NO	
		.00000	82-3448050				Surgery Center of The Woodlands, LLC	TX	NIA	SCA-Woodlands Holdings, LLC	Ownership	54.790	UnitedHealth Group Incorporated	NO	
		.00000	36-3562598				Surgery Centers of Des Moines, Ltd., an Iowa Limited Partnership	IA	NIA	Surgery Center of Des Moines, LLC	Ownership	57.450	UnitedHealth Group Incorporated	NO	
		.00000	68-0282268				Surgery Centers-West Holdings, LLC	DE	NIA	Surgical Care Affiliates, LLC	Ownership	100.000	UnitedHealth Group Incorporated	NO	
		.00000	20-8922307				Surgical Care Affiliates, LLC	DE	NIA	SCAI Holdings, LLC	Ownership	100.000	UnitedHealth Group Incorporated	NO	
		.00000	46-2971080				Surgical Care Partners of Melbourne, LLC	DE	NIA	SHC Melbourne, Inc.	Ownership	76.164	UnitedHealth Group Incorporated	NO	
		.00000	75-1925497				Surgical Caregivers of Fort Worth, LLC	TX	NIA	Surgical Care Affiliates, LLC	Influence	0.000	UnitedHealth Group Incorporated	NO	
		.00000	63-1251243				Surgical Center of Greensboro, LLC	NC	NIA	NSC Greensboro, LLC	Ownership	35.716	UnitedHealth Group Incorporated	NO	2
		.00000	22-2709324				Surgical Center of South Jersey, Limited Partnership	NJ	NIA	SCA-South Jersey, LLC	Ownership	64.598	UnitedHealth Group Incorporated	NO	2
		.00000	22-2709324				Surgical Center of South Jersey, Limited Partnership	NJ	NIA	SC Affiliates, LLC	Ownership	4.502	UnitedHealth Group Incorporated	NO	2
		.00000	63-1138507				Surgical Center of Tuscaloosa Holdings, LLC	AL	NIA	Surgical Care Affiliates, LLC	Ownership	100.000	UnitedHealth Group Incorporated	NO	
		.00000	65-1321064				Surgical Eye Experts, LLC	MA	NIA	Reliant Medical Group, Inc.	Ownership	100.000	UnitedHealth Group Incorporated	NO	1
		.00000	83-3113263				Surgical Health Of Orlando, LLC	FL	NIA	Surgical Health, LLC	Ownership	79.802	UnitedHealth Group Incorporated	NO	
		.00000	58-1941168				Surgical Health, LLC	DE	NIA	Surgical Care Affiliates, LLC	Ownership	100.000	UnitedHealth Group Incorporated	NO	
		.00000	27-0168681				Surgical Hospital Holdings of Oklahoma, LLC	DE	NIA	SCA Surgery Holdings, LLC	Ownership	100.000	UnitedHealth Group Incorporated	NO	
		.00000	84-4983977				Surgical Management Solutions, LLC	DE	NIA	SC Affiliates, LLC	Ownership	100.000	UnitedHealth Group Incorporated	NO	
		.00000	22-2529259				Surgicare of Central Jersey, LLC	NJ	NIA	Virtua-SCA Holdings, LLC	Ownership	55.000	UnitedHealth Group Incorporated	NO	2
		.00000	64-0629000				Surgicare of Jackson, LLC	DE	NIA	Surgery Center Holding, LLC	Ownership	100.000	UnitedHealth Group Incorporated	NO	
		.00000	75-2162993				Surgicare of Jackson, Ltd., a Mississippi Limited Partnership	MS	NIA	Surgicare of Jackson, LLC	Ownership	40.000	UnitedHealth Group Incorporated	NO	2
		.00000	75-2287141				Surgicare of Joliet, Inc.	IL	NIA	Surgery Center Holding, LLC	Ownership	100.000	UnitedHealth Group Incorporated	NO	
		.00000	75-2501191				Surgicare of La Veta, Inc.	CA	NIA	Surgery Centers-West Holdings, LLC	Ownership	100.000	UnitedHealth Group Incorporated	NO	
		.00000	75-2507129				Surgicare of La Veta, Ltd., a California Limited Partnership	CA	NIA	Beach Surgical Holdings III, LLC	Ownership	30.666	UnitedHealth Group Incorporated	NO	2
		.00000	41-1437636				Surgicare of Minneapolis, LLC	DE	NIA	Surgery Center Holding, LLC	Ownership	100.000	UnitedHealth Group Incorporated	NO	
		.00000	41-1624905				Surgicare of Minneapolis, Ltd., a Minnesota Limited Partnership	MN	NIA	Surgicare of Minneapolis, LLC	Ownership	24.000	UnitedHealth Group Incorporated	NO	2
		.00000	75-2459713				Surgicare of Mobile, LLC	DE	NIA	Surgery Center Holding, LLC	Ownership	100.000	UnitedHealth Group Incorporated	NO	
		.00000	75-2459715				Surgicare of Mobile, Ltd.	AL	NIA	Surgicare of Mobile, LLC	Ownership	20.000	UnitedHealth Group Incorporated	NO	2
		.00000	75-2448926				Surgicare of Oceanside, Inc.	CA	NIA	Surgery Center Holding, LLC	Ownership	100.000	UnitedHealth Group Incorporated	NO	
		.00000	75-2184730				Surgicare of Owensboro, LLC	DE	NIA	Surgery Center Holding, LLC	Ownership	100.000	UnitedHealth Group Incorporated	NO	
		.00000	75-2200171				Surgicare of Salem, LLC	DE	NIA	Surgery Center Holding, LLC	Ownership	100.000	UnitedHealth Group Incorporated	NO	
		.00000	35-1975122				Surgicare, LLC	IN	NIA	SCA-Surgicare, LLC	Ownership	53.684	UnitedHealth Group Incorporated	NO	
		.00000	95-3329855				Surgicenters of Southern California, Inc.	CA	NIA	Surgery Center Holding, LLC	Ownership	100.000	UnitedHealth Group Incorporated	NO	
		.00000	85-0571986				SVHS-SCA Florida JV, LLC	DE	NIA	SCA-Sacred Heart Holdings, LLC	Ownership	51.000	UnitedHealth Group Incorporated	NO	
		.00000	93-1172065				Talbert Medical Group, P.C.	CA	NIA	HealthCare Partners Affiliates Medical Group	Ownership	100.000	UnitedHealth Group Incorporated	NO	1
		.00000	47-4751035				TeamMD Holdings, Inc.	DE	NIA	AmeriChoice Corporation	Ownership	100.000	UnitedHealth Group Incorporated	NO	
		.00000	47-4850893				TeamMD Iowa, Inc.	DE	NIA	TeamMD Holdings, Inc.	Ownership	100.000	UnitedHealth Group Incorporated	NO	
		.00000	35-2584893				TeamMD Physicians of Texas, Inc.	TX	NIA	TeamMD Holdings, Inc.	Ownership	100.000	UnitedHealth Group Incorporated	NO	

16-31

SCHEDULE Y
PART 1A - DETAIL OF INSURANCE HOLDING COMPANY SYSTEM

1	2	3	4	5	6	7	8	9	10	11	12	13	14	15	16
Group Code	Group Name	NAIC Company Code	ID Number	Federal RSSD	CIK	Name of Securities Exchange if Publicly Traded (U.S. or International)	Names of Parent, Subsidiaries Or Affiliates	Domi-ciliary Location	Relation-ship to Reporting Entity	Directly Controlled by (Name of Entity/Person)	Type of Control (Ownership, Board, Management, Attorney-in-Fact, Influence, Other)	If Control is Ownership Provide Percentage	Ultimate Controlling Entity(ies)/Person(s)	Is an SCA Filing Re-quired? (Yes/No)	*
		.0000	42-1446216				TeamMD Physicians, P.C.	IA	NIA	Physician(s) Owned	Influence	0.000	UnitedHealth Group Incorporated	NO	1
		.0000	82-1019055				TeamUP Insurance Services, Inc.	CA	NIA	HealthMarkets Insurance Agency, Inc.	Ownership	100.000	UnitedHealth Group Incorporated	NO	
		.0000					Tecnología de Información en Salud S.A.	CHL	NIA	Clínica Santa María S.p.A.	Ownership	50.000	UnitedHealth Group Incorporated	NO	
		.0000					Tecnología de Información en Salud S.A.	CHL	NIA	Clínica Dávila y Servicios Médicos S.p.A.	Ownership	50.000	UnitedHealth Group Incorporated	NO	
		.0000	38-3897811				Texas Health Craig Ranch Surgery Center, LLC	TX	NIA	Surgical Care Affiliates, LLC	Influence	0.000	UnitedHealth Group Incorporated	NO	
		.0000	80-0866449				Texas Health Flower Mound Orthopedic Surgery Center, LLC	TX	NIA	Surgical Care Affiliates, LLC	Influence	0.000	UnitedHealth Group Incorporated	NO	
		.0000	81-4977249				Texas Health Orthopedic Surgery Center Alliance, LLC	TX	NIA	Surgical Care Affiliates, LLC	Influence	0.000	UnitedHealth Group Incorporated	NO	
		.0000	82-2296081				Texas Health Surgery Center Alliance, LLC	TX	NIA	Surgical Care Affiliates, LLC	Influence	0.000	UnitedHealth Group Incorporated	NO	
		.0000	82-1307876				Texas Health Surgery Center Bedford, LLC	TX	NIA	Surgical Care Affiliates, LLC	Influence	0.000	UnitedHealth Group Incorporated	NO	
		.0000	85-1225852				Texas Health Surgery Center Chisholm Trail, LLC	TX	NIA	Surgical Care Affiliates, LLC	Influence	0.000	UnitedHealth Group Incorporated	NO	
		.0000	83-1085415				Texas Health Surgery Center Irving, LLC	TX	NIA	Surgical Care Affiliates, LLC	Influence	0.000	UnitedHealth Group Incorporated	NO	
		.0000	83-0781259				Texas Health Surgery Center Las Colinas, LLC	TX	NIA	Surgical Care Affiliates, LLC	Influence	0.000	UnitedHealth Group Incorporated	NO	
		.0000	20-3991622				Texas Health Surgery Center Preston Plaza, LLC	TX	NIA	Surgical Care Affiliates, LLC	Influence	0.000	UnitedHealth Group Incorporated	NO	
		.0000	47-4425996				Texas Health Surgery Center Rockwall, LLC	TX	NIA	Surgical Care Affiliates, LLC	Influence	0.000	UnitedHealth Group Incorporated	NO	
		.0000	84-3814490				Texas Health Surgery Center Southwest Fort Worth, LLC	TX	NIA	Surgical Care Affiliates, LLC	Influence	0.000	UnitedHealth Group Incorporated	NO	
		.0000	83-1464243				Texas Health Surgery Center Waxahachie, LLC	TX	NIA	Surgical Care Affiliates, LLC	Influence	0.000	UnitedHealth Group Incorporated	NO	
		.0000	84-1953918				Texas Health Surgery Center Willow Park, LLC	TX	NIA	Surgical Care Affiliates, LLC	Influence	0.000	UnitedHealth Group Incorporated	NO	
		.0000	52-1468699				The Advisory Board Company	DE	NIA	OptumInsight, Inc.	Ownership	100.000	UnitedHealth Group Incorporated	NO	
		.0000	31-1426870				The Center for Cognitive and Behavioral Therapy of Greater Columbus, Inc.	OH	NIA	Refresh Mental Health, Inc.	Ownership	100.000	UnitedHealth Group Incorporated	NO	
		.0000	02-0487579				The Center for Eating Disorders Management, Inc.	NH	NIA	Refresh Management, LLC	Ownership	100.000	UnitedHealth Group Incorporated	NO	
.0707	UnitedHealth Group Incorporated	.61832	52-0676509				The Chesapeake Life Insurance Company	OK	IA	HealthMarkets Group, Inc.	Ownership	100.000	UnitedHealth Group Incorporated	NO	
		.0000	91-0214500				The Everett Clinic, PLLC	WA	NIA	Everett Physicians, Inc. P.S.	Ownership	100.000	UnitedHealth Group Incorporated	NO	1
		.0000	91-1882555				The Evergreen Clinic, PLLC	WA	NIA	Physician(s) Owned	Influence	0.000	UnitedHealth Group Incorporated	NO	1
		.0000	20-5562797				The Eye Surgery Center of the Carolinas, L.P.	NC	NIA	Surgery Center of Southern Pines, LLC	Ownership	20.000	UnitedHealth Group Incorporated	NO	2
		.0000	56-1970224				The Lewin Group, Inc.	NC	NIA	Optum Public Sector Solutions, Inc.	Ownership	100.000	UnitedHealth Group Incorporated	NO	
		.0000	61-1409045				The Outpatient Surgery Center of Hilton Head, LLC	SC	NIA	SCA-Hilton Head, LLC	Ownership	20.000	UnitedHealth Group Incorporated	NO	2
		.0000	83-1192367				The Polyclinic MSO, LLC	DE	NIA	Collaborative Care Holdings, LLC	Ownership	80.100	UnitedHealth Group Incorporated	NO	
		.0000	91-0369070				The Polyclinic, PLLC	WA	NIA	Polyclinic Holdings, P.C.	Ownership	100.000	UnitedHealth Group Incorporated	NO	1
		.0000	20-8357849				The Potter's House Family & Children Treatment Center, LLC	GA	NIA	Physician(s) Owned	Influence	0.000	UnitedHealth Group Incorporated	NO	1
		.0000	72-1349755				The Surgery Center of Easton, L.P.	TN	NIA	Surgery Center of Easton, LLC	Ownership	49.000	UnitedHealth Group Incorporated	NO	2
		.0000	06-1552689				The Surgical Center of Connecticut, LLC	CT	NIA	SCA-Main Street, LLC	Ownership	72.714	UnitedHealth Group Incorporated	NO	2
		.0000	37-1446353				The Surgical Center of the Treasure Coast, L.L.C.	FL	NIA	SCA-St. Lucie, LLC	Ownership	51.000	UnitedHealth Group Incorporated	NO	
		.0000	46-5461304				The Tabors Therapy Group, Inc.	IL	NIA	Physician(s) Owned	Influence	0.000	UnitedHealth Group Incorporated	NO	1
		.0000	26-1579919				Thomas Johnson Surgery Center, LLC	MD	NIA	SCA-Frederick, LLC	Ownership	60.000	UnitedHealth Group Incorporated	NO	
		.0000	25-1825549				Three Rivers Holdings, Inc.	DE	NIA	AmeriChoice Corporation	Ownership	100.000	UnitedHealth Group Incorporated	NO	
		.0000	63-1194203				Three Rivers Surgical Care, L.P.	TN	NIA	Surgery Center of Muskogee, LLC	Ownership	14.904	UnitedHealth Group Incorporated	NO	
		.0000	63-1194203				Three Rivers Surgical Care, L.P.	TN	NIA	Muskogee Surgical Investors, LLC	Ownership	85.096	UnitedHealth Group Incorporated	NO	
		.0000	59-3143128				Tmesys, LLC	FL	NIA	PMSI Holdings, LLC	Ownership	100.000	UnitedHealth Group Incorporated	NO	
		.0000	98-1287904				Topimagem Diagnóstico por Imagem Ltda.	BRA	NIA	Esho - Empresa de Serviços Hospitalares S.A.	Ownership	100.000	UnitedHealth Group Incorporated	NO	

16.32

STATEMENT AS OF MARCH 31, 2022 OF THE UnitedHealthcare Plan of the River Valley, Inc.

SCHEDULE Y
PART 1A - DETAIL OF INSURANCE HOLDING COMPANY SYSTEM

1	2	3	4	5	6	7	8	9	10	11	12	13	14	15	16
Group Code	Group Name	NAIC Company Code	ID Number	Federal RSSD	CIK	Name of Securities Exchange if Publicly Traded (U.S. or International)	Names of Parent, Subsidiaries Or Affiliates	Domiciliary Location	Relationship to Reporting Entity	Directly Controlled by (Name of Entity/Person)	Type of Control (Ownership, Board, Management, Attorney-in-Fact, Influence, Other)	If Control is Ownership Provide Percentage	Ultimate Controlling Entity(ies)/Person(s)	Is an SCA Filing Required? (Yes/No)	*
		.0000	83-1528858				Trails Edge Surgery Center, LLC	FL	NIA	SCA-Bonita Springs, LLC	Ownership	51.000	UnitedHealth Group Incorporated	NO	
		.0000	83-1528858				Trails Edge Surgery Center, LLC	FL	NIA	SC Affiliates, LLC	Ownership	1.000	UnitedHealth Group Incorporated	NO	
		.0000	46-5482620				Trauma Surgery Affiliates, LLC	TX	NIA	National Surgery Centers, LLC	Ownership	49.000	UnitedHealth Group Incorporated	NO	2
		.0000	52-1431155				Travel Express Incorporated	MD	NIA	FrontierMEDEX, Inc.	Ownership	100.000	UnitedHealth Group Incorporated	NO	
		.0000	46-2613170				Treasure Valley Emerald Properties, LLC	DE	NIA	Treasure Valley Hospital Limited Partnership	Ownership	100.000	UnitedHealth Group Incorporated	NO	2
		.0000	33-0592165				Treasure Valley Hospital Limited Partnership	ID	NIA	Surgical Health, LLC	Ownership	37.295	UnitedHealth Group Incorporated	NO	2
		.0000	26-2552129				Tri-County Surgery Center, LLC	PA	NIA	Virtua-SCA Holdings II, LLC	Ownership	55.000	UnitedHealth Group Incorporated	NO	2
		.0000	47-3788473				Triangle Counseling Agency, Inc.	NC	NIA	Physician(s) Owned	Influence	0.000	UnitedHealth Group Incorporated	NO	1
.0707	UnitedHealth Group Incorporated	.15737	30-0858646				Tufts Health Freedom Insurance Company	NH	IA	Tufts Health Freedom Plans, Inc.	Ownership	100.000	UnitedHealth Group Incorporated	NO	
		.0000	30-0858646				Tufts Health Freedom Plans, Inc.	DE	NIA	United HealthCare Services, Inc.	Ownership	100.000	UnitedHealth Group Incorporated	NO	
		.0000	63-0974161				Tuscaloosa Surgical Center, L.P.	AL	NIA	Surgical Center of Tuscaloosa Holdings, LLC	Ownership	30.000	UnitedHealth Group Incorporated	NO	2
		.0000	94-3077084				U.S. Behavioral Health Plan, California	CA	IA	United Behavioral Health	Ownership	100.000	UnitedHealth Group Incorporated	NO	
		.0000	98-1388279				UHC Finance (Ireland) Limited	IRL	NIA	UnitedHealth Group International Finance (Ireland) Unlimited Company	Ownership	100.000	UnitedHealth Group Incorporated	NO	
		.0000	41-1913059				UHC International Services, Inc.	DE	NIA	UnitedHealth Group Incorporated	Ownership	100.000	UnitedHealth Group Incorporated	NO	
		.0000	95-2931460				UHC of California	CA	IA	United HealthCare Services, Inc.	Ownership	100.000	UnitedHealth Group Incorporated	NO	
		.0000	98-1103713				UHC - FZE	ARE	NIA	UnitedHealthcare Global Medical (UK) Limited	Ownership	100.000	UnitedHealth Group Incorporated	NO	
		.0000	98-1372063				UHC Holdings (Ireland) Limited	IRL	NIA	United HealthCare Services, Inc.	Ownership	100.000	UnitedHealth Group Incorporated	NO	
		.0000	98-1372064				UHC Services (Ireland) Limited	IRL	NIA	UHC Holdings (Ireland) Limited	Ownership	100.000	UnitedHealth Group Incorporated	NO	
		.0000	98-0559902				UHG Holdings UK IV Limited	GBR	NIA	Bordeaux UK Holdings I Limited	Ownership	100.000	UnitedHealth Group Incorporated	NO	
		.0000	98-1249178				UHG Holdings UK V Limited	GBR	NIA	UHG Holdings UK IV Limited	Ownership	100.000	UnitedHealth Group Incorporated	NO	
		.0000	98-1390073				UHG Holdings UK VI Limited	GBR	NIA	UnitedHealthcare International VII S.à r.l.	Ownership	99.999	UnitedHealth Group Incorporated	NO	
		.0000	98-1390073				UHG Holdings UK VI Limited	GBR	NIA	CentriflyHealth, LLC	Ownership	0.001	UnitedHealth Group Incorporated	NO	
		.0000	41-1921008				UHC Holdings, Inc.	DE	NIA	United HealthCare Services, Inc.	Ownership	100.000	UnitedHealth Group Incorporated	NO	
		.0000	39-1995276				UMR, Inc.	DE	NIA	United HealthCare Services, Inc.	Ownership	100.000	UnitedHealth Group Incorporated	NO	
		.0000	98-1444648				Unidad Médica Diagnóstico S.A.	COL	NIA	Colmedica Medicina Prepagada S.A.	Ownership	92.380	UnitedHealth Group Incorporated	NO	
		.0000	98-1444648				Unidad Médica Diagnóstico S.A.	COL	NIA	Banmedica Internacional SpA	Ownership	7.620	UnitedHealth Group Incorporated	NO	
.0707	UnitedHealth Group Incorporated	.91529	52-1996029				Unimerica Insurance Company	WI	IA	OptumHealth Holdings, LLC	Ownership	100.000	UnitedHealth Group Incorporated	NO	
		.11596	01-0637149				Unimerica Life Insurance Company of New York	NY	IA	UnitedHealthcare Insurance Company	Ownership	100.000	UnitedHealth Group Incorporated	NO	
.0707	UnitedHealth Group Incorporated	.00000	20-5917714				Unison Health Plan of Delaware, Inc.	DE	IA	Three Rivers Holdings, Inc.	Ownership	100.000	UnitedHealth Group Incorporated	NO	
		.00000	94-2649097				United Behavioral Health	CA	NIA	OptumHealth Holdings, LLC	Ownership	100.000	UnitedHealth Group Incorporated	NO	
		.00000	41-1868911				United Behavioral Health of New York, I.P.A., Inc.	NY	NIA	United Behavioral Health	Ownership	100.000	UnitedHealth Group Incorporated	NO	
		.00000	75-2583080				United Group Reinsurance, Inc.	TCA	NIA	HealthMarkets, LLC	Ownership	100.000	UnitedHealth Group Incorporated	NO	
		.00000	41-1289245	3410132			United HealthCare Services, Inc.	MIN	UIP	UnitedHealth Group Incorporated	Ownership	100.000	UnitedHealth Group Incorporated	NO	
		.00000	30-0318238				United Resource Networks IPA of New York, Inc.	NY	NIA	OptumHealth Care Solutions, LLC	Ownership	100.000	UnitedHealth Group Incorporated	NO	
		.00000	01-0538317				UnitedHealth Advisors, LLC	ME	NIA	United HealthCare Services, Inc.	Ownership	100.000	UnitedHealth Group Incorporated	NO	
		.00000	41-1321939	4665014	0000731766	New York Stock Exchange	UnitedHealth Group Incorporated	DE	UIP	Self	Ownership	100.000	UnitedHealth Group Incorporated	NO	
		.00000	98-1422474				UnitedHealth Group International Finance (Ireland) Unlimited Company	IRL	NIA	UnitedHealthcare Europe S.à r.l.	Ownership	100.000	UnitedHealth Group Incorporated	NO	
		.00000	46-3311984				UnitedHealth Group Ventures, LLC	DE	NIA	UnitedHealth Group Incorporated	Ownership	100.000	UnitedHealth Group Incorporated	NO	
		.00000	41-1917398				UnitedHealth International, Inc.	DE	NIA	UnitedHealth Group Incorporated	Ownership	100.000	UnitedHealth Group Incorporated	NO	
		.00000	26-2574977				UnitedHealth Military & Veterans Services, LLC	DE	NIA	United HealthCare Services, Inc.	Ownership	100.000	UnitedHealth Group Incorporated	NO	
.0707	UnitedHealth Group Incorporated	.95174	33-0115163				UnitedHealthcare Benefits of Texas, Inc.	TX	IA	United HealthCare Services, Inc.	Ownership	100.000	UnitedHealth Group Incorporated	NO	
		.00000	47-3221444				UnitedHealthcare Benefits Plan of California	CA	IA	United HealthCare Services, Inc.	Ownership	100.000	UnitedHealth Group Incorporated	NO	

STATEMENT AS OF MARCH 31, 2022 OF THE UnitedHealthcare Plan of the River Valley, Inc.

SCHEDULE Y
PART 1A - DETAIL OF INSURANCE HOLDING COMPANY SYSTEM

1	2	3	4	5	6	7	8	9	10	11	12	13	14	15	16
Group Code	Group Name	NAIC Company Code	ID Number	Federal RSSD	CIK	Name of Securities Exchange if Publicly Traded (U.S. or International)	Names of Parent, Subsidiaries Or Affiliates	Domiciliary Location	Relationship to Reporting Entity	Directly Controlled by (Name of Entity/Person)	Type of Control (Ownership, Board, Management, Attorney-in-Fact, Influence, Other)	If Control is Ownership Provide Percentage	Ultimate Controlling Entity(ies)/Person(s)	Is an SCA Filing Required? (Yes/No)	*
		00000	46-4348775				UnitedHealthcare Community Plan of California, Inc.	CA	IA	United HealthCare Services, Inc.	Ownership	100.000	UnitedHealth Group Incorporated	NO	
.0707	UnitedHealth Group Incorporated	13168	26-2688274				UnitedHealthcare Community Plan of Georgia, Inc.	GA	IA	AmeriChoice Corporation	Ownership	100.000	UnitedHealth Group Incorporated	NO	
.0707	UnitedHealth Group Incorporated	12323	56-2451429				UnitedHealthcare Community Plan of Ohio, Inc.	OH	IA	Three Rivers Holdings, Inc.	Ownership	100.000	UnitedHealth Group Incorporated	NO	
.0707	UnitedHealth Group Incorporated	11141	91-2008361				UnitedHealthcare Community Plan of Texas, L.L.C.	TX	IA	Ovations, Inc.	Ownership	100.000	UnitedHealth Group Incorporated	NO	
.0707	UnitedHealth Group Incorporated	95467	38-3204052				UnitedHealthcare Community Plan, Inc.	MI	IA	AmeriChoice Corporation	Ownership	100.000	UnitedHealth Group Incorporated	NO	
		00000	98-1200034				UnitedHealthcare Consulting & Assistance Service (Beijing) Co., Ltd.	CHN	NIA	UnitedHealthcare International I B.V.	Ownership	100.000	UnitedHealth Group Incorporated	NO	
		00000	98-1199879				UnitedHealthcare Europe S.á r.l.	LUX	NIA	Bordeaux UK Holdings II Limited	Ownership	100.000	UnitedHealth Group Incorporated	NO	
		00000	98-1029201				UnitedHealthcare Global Medical (UK) Limited	GBR	NIA	UnitedHealthcare International I B.V.	Ownership	100.000	UnitedHealth Group Incorporated	NO	
.0707	UnitedHealth Group Incorporated	79413	36-2739571				UnitedHealthcare Insurance Company	CT	IA	UHC Holdings, Inc.	Ownership	100.000	UnitedHealth Group Incorporated	NO	
.0707	UnitedHealth Group Incorporated	84549	38-2044243				UnitedHealthcare Insurance Company of America	IL	IA	United HealthCare Services, Inc.	Ownership	100.000	UnitedHealth Group Incorporated	NO	
.0707	UnitedHealth Group Incorporated	60318	36-3800349				UnitedHealthcare Insurance Company of Illinois	IL	IA	UnitedHealthcare Insurance Company	Ownership	100.000	UnitedHealth Group Incorporated	NO	
.0707	UnitedHealth Group Incorporated	60093	11-3283886				UnitedHealthcare Insurance Company of New York	NY	IA	UnitedHealthcare Insurance Company	Ownership	100.000	UnitedHealth Group Incorporated	NO	
.0707	UnitedHealth Group Incorporated	12231	20-1902768				UnitedHealthcare Insurance Company of the River Valley	IL	IA	UnitedHealthcare, Inc.	Ownership	100.000	UnitedHealth Group Incorporated	NO	
		00000	98-1372065				UnitedHealthcare Insurance Designated Activity Company	IRL	NIA	UHC Holdings (Ireland) Limited	Ownership	100.000	UnitedHealth Group Incorporated	NO	
		00000	86-0618309				UnitedHealthcare Integrated Services, Inc.	AZ	IA	Ovations, Inc.	Ownership	100.000	UnitedHealth Group Incorporated	NO	
		00000	41-1988797				UnitedHealthcare International Asia, LLC	DE	NIA	UnitedHealth Group Incorporated	Ownership	100.000	UnitedHealth Group Incorporated	NO	
		00000	98-1100512				UnitedHealthcare International I B.V.	NLD	NIA	FrontierMEDEX US, Inc.	Ownership	100.000	UnitedHealth Group Incorporated	NO	
		00000	98-1079459				UnitedHealthcare International II S.á r.l.	LUX	NIA	Bordeaux UK Holdings I Limited	Ownership	100.000	UnitedHealth Group Incorporated	NO	
		00000	98-1340853				UnitedHealthcare International III B.V.	NLD	NIA	UnitedHealthcare Europe S.á r.l.	Ownership	100.000	UnitedHealth Group Incorporated	NO	
		00000	98-1077436				UnitedHealthcare International III S.á r.l.	LUX	NIA	Optum Services (Ireland) Limited	Ownership	100.000	UnitedHealth Group Incorporated	NO	
		00000	98-1080926				UnitedHealthcare International IV S.á r.l.	LUX	NIA	UnitedHealthcare International VIII S.á r.l.	Ownership	100.000	UnitedHealth Group Incorporated	NO	
		00000	98-1372060				UnitedHealthcare International VII S.á r.l.	LUX	NIA	UHC Finance (Ireland) Limited	Ownership	100.000	UnitedHealth Group Incorporated	NO	
		00000	98-1372062				UnitedHealthcare International VIII S.á r.l.	LUX	NIA	UnitedHealthcare International X S.á r.l.	Ownership	100.000	UnitedHealth Group Incorporated	NO	
.0707	UnitedHealth Group Incorporated	00000	98-1443728				UnitedHealthcare International X S.á r.l.	LUX	NIA	UnitedHealthcare International III S.á r.l.	Ownership	100.000	UnitedHealth Group Incorporated	NO	
.0707	UnitedHealth Group Incorporated	97179	86-0207231				UnitedHealthcare Life Insurance Company	WI	IA	Golden Rule Financial Corporation	Ownership	100.000	UnitedHealth Group Incorporated	NO	
.0707	UnitedHealth Group Incorporated	95784	63-0899562				UnitedHealthcare of Alabama, Inc.	AL	IA	UnitedHealthcare, Inc.	Ownership	100.000	UnitedHealth Group Incorporated	NO	
.0707	UnitedHealth Group Incorporated	96016	86-0507074				UnitedHealthcare of Arizona, Inc.	AZ	IA	UnitedHealthcare, Inc.	Ownership	100.000	UnitedHealth Group Incorporated	NO	
.0707	UnitedHealth Group Incorporated	95446	63-1036819				UnitedHealthcare of Arkansas, Inc.	AR	IA	UnitedHealthcare, Inc.	Ownership	100.000	UnitedHealth Group Incorporated	NO	
.0707	UnitedHealth Group Incorporated	95090	84-1004639				UnitedHealthcare of Colorado, Inc.	CO	IA	UnitedHealthcare, Inc.	Ownership	100.000	UnitedHealth Group Incorporated	NO	
.0707	UnitedHealth Group Incorporated	95264	59-1293865				UnitedHealthcare of Florida, Inc.	FL	IA	UnitedHealthcare, Inc.	Ownership	100.000	UnitedHealth Group Incorporated	NO	
.0707	UnitedHealth Group Incorporated	95850	58-1653544				UnitedHealthcare of Georgia, Inc.	GA	IA	UnitedHealthcare, Inc.	Ownership	100.000	UnitedHealth Group Incorporated	NO	
.0707	UnitedHealth Group Incorporated	95776	36-3280214				UnitedHealthcare of Illinois, Inc.	IL	IA	UnitedHealthcare, Inc.	Ownership	100.000	UnitedHealth Group Incorporated	NO	
.0707	UnitedHealth Group Incorporated	96644	62-1240316				UnitedHealthcare of Kentucky, Ltd.	KY	IA	UnitedHealthcare, Inc.	Ownership	10.234	UnitedHealth Group Incorporated	NO	
.0707	UnitedHealth Group Incorporated	96644	62-1240316				UnitedHealthcare of Kentucky, Ltd.	KY	IA	United HealthCare Services, Inc.	Ownership	89.766	UnitedHealth Group Incorporated	NO	
.0707	UnitedHealth Group Incorporated	95833	72-1074008				UnitedHealthcare of Louisiana, Inc.	LA	IA	UnitedHealthcare, Inc.	Ownership	100.000	UnitedHealth Group Incorporated	NO	
.0707	UnitedHealth Group Incorporated	95716	63-1036817				UnitedHealthcare of Mississippi, Inc.	MS	IA	UnitedHealthcare, Inc.	Ownership	100.000	UnitedHealth Group Incorporated	NO	
.0707	UnitedHealth Group Incorporated	95149	05-0413469				UnitedHealthcare of New England, Inc.	RI	IA	United HealthCare Services, Inc.	Ownership	100.000	UnitedHealth Group Incorporated	NO	
.0707	UnitedHealth Group Incorporated	13214	26-2697886				UnitedHealthcare of New Mexico, Inc.	NM	IA	UnitedHealthcare Insurance Company	Ownership	100.000	UnitedHealth Group Incorporated	NO	
.0707	UnitedHealth Group Incorporated	95085	06-1172891				UnitedHealthcare of New York, Inc.	NY	IA	AmeriChoice Corporation	Ownership	100.000	UnitedHealth Group Incorporated	NO	
.0707	UnitedHealth Group Incorporated	95103	56-1461010				UnitedHealthcare of North Carolina, Inc.	NC	IA	UnitedHealthcare, Inc.	Ownership	100.000	UnitedHealth Group Incorporated	NO	

16.34

STATEMENT AS OF MARCH 31, 2022 OF THE UnitedHealthcare Plan of the River Valley, Inc.

SCHEDULE Y
PART 1A - DETAIL OF INSURANCE HOLDING COMPANY SYSTEM

1	2	3	4	5	6	7	8	9	10	11	12	13	14	15	16
Group Code	Group Name	NAIC Company Code	ID Number	Federal RSSD	CIK	Name of Securities Exchange if Publicly Traded (U.S. or International)	Names of Parent, Subsidiaries Or Affiliates	Domiciliary Location	Relationship to Reporting Entity	Directly Controlled by (Name of Entity/Person)	Type of Control (Ownership, Board, Management, Attorney-in-Fact, Influence, Other)	If Control is Ownership Provide Percentage	Ultimate Controlling Entity(ies)/Person(s)	Is an SCA Filing Required? (Yes/No)	*
.0707	UnitedHealth Group Incorporated	95186	31-1142815				UnitedHealthcare of Ohio, Inc.	OH	IA	United HealthCare Services, Inc.	Ownership	100.000	UnitedHealth Group Incorporated	NO	
.0707	UnitedHealth Group Incorporated	96903	33-0115166				UnitedHealthcare of Oklahoma, Inc.	OK	IA	United HealthCare Services, Inc.	Ownership	100.000	UnitedHealth Group Incorporated	NO	
.0707	UnitedHealth Group Incorporated	95893	93-0938819				UnitedHealthcare of Oregon, Inc.	OR	IA	United HealthCare Services, Inc.	Ownership	100.000	UnitedHealth Group Incorporated	NO	
.0707	UnitedHealth Group Incorporated	95220	25-1756858				UnitedHealthcare of Pennsylvania, Inc.	PA	IA	Three Rivers Holdings, Inc.	Ownership	100.000	UnitedHealth Group Incorporated	NO	
.0707	UnitedHealth Group Incorporated	16740	35-2674992				UnitedHealthcare of South Carolina, Inc.	SC	IA	UnitedHealthcare, Inc.	Ownership	100.000	UnitedHealth Group Incorporated	NO	
.0707	UnitedHealth Group Incorporated	95765	95-3939697				UnitedHealthcare of Texas, Inc.	TX	IA	UnitedHealthcare, Inc.	Ownership	100.000	UnitedHealth Group Incorporated	NO	
.0707	UnitedHealth Group Incorporated	95025	52-1130183				UnitedHealthcare of the Mid-Atlantic, Inc.	MD	IA	UnitedHealthcare, Inc.	Ownership	100.000	UnitedHealth Group Incorporated	NO	
.0707	UnitedHealth Group Incorporated	95591	47-0676824				UnitedHealthcare of the Midlands, Inc.	NE	IA	UnitedHealthcare, Inc.	Ownership	100.000	UnitedHealth Group Incorporated	NO	
.0707	UnitedHealth Group Incorporated	96385	43-1361841				UnitedHealthcare of the Midwest, Inc.	MO	IA	UnitedHealthcare, Inc.	Ownership	100.000	UnitedHealth Group Incorporated	NO	
.0707	UnitedHealth Group Incorporated	95685	86-0875231				UnitedHealthcare of the Rockies, Inc.	UT	IA	United HealthCare Services, Inc.	Ownership	100.000	UnitedHealth Group Incorporated	NO	
.0707	UnitedHealth Group Incorporated	95501	41-1488563				UnitedHealthcare of Utah, Inc.	UT	IA	UnitedHealthcare, Inc.	Ownership	100.000	UnitedHealth Group Incorporated	NO	
.0707	UnitedHealth Group Incorporated	48038	91-1312551				UnitedHealthcare of Washington, Inc.	WA	IA	United HealthCare Services, Inc.	Ownership	100.000	UnitedHealth Group Incorporated	NO	
.0707	UnitedHealth Group Incorporated	95710	39-1555888				UnitedHealthcare of Wisconsin, Inc.	WI	IA	UnitedHealthcare, Inc.	Ownership	100.000	UnitedHealth Group Incorporated	NO	
.0707	UnitedHealth Group Incorporated	95378	36-3379945				UnitedHealthcare Plan of the River Valley, Inc.	IL	RE	UnitedHealthcare, Inc.	Ownership	100.000	UnitedHealth Group Incorporated	NO	
		.00000	47-0854646				UnitedHealthcare Service LLC	DE	NIA	UnitedHealthcare Insurance Company	Ownership	100.000	UnitedHealth Group Incorporated	NO	
		.00000	01-0518346				UnitedHealthcare Specialty Benefits, LLC	ME	NIA	Specialty Benefits, LLC	Ownership	100.000	UnitedHealth Group Incorporated	NO	
		.00000	41-1922511				UnitedHealthcare, Inc.	DE	LDP	United HealthCare Services, Inc.	Ownership	100.000	UnitedHealth Group Incorporated	NO	
		.00000	27-0815205				Unity Health Network, LLC	DE	NIA	Collaborative Care Holdings, LLC	Ownership	80.100	UnitedHealth Group Incorporated	NO	
		.00000	83-4657754				Upland Holdings, LLC	CA	NIA	NSC Upland, LLC	Ownership	58.991	UnitedHealth Group Incorporated	NO	
		.00000	33-0812827				Upland Outpatient Surgical Center, L.P.	CA	NIA	Upland Holdings, LLC	Ownership	51.000	UnitedHealth Group Incorporated	NO	
		.00000	88-1704103				Urgent Care Holding Company, Inc.	DE	NIA	Optum Clinics Intermediate Holdings, Inc.	Ownership	100.000	UnitedHealth Group Incorporated	NO	
		.00000	26-0382877				Urgent Care Holdings, Inc.	DE	NIA	Optum Clinics Intermediate Holdings, Inc.	Ownership	100.000	UnitedHealth Group Incorporated	NO	
		.00000	26-3667220				Urgent Care MSO, LLC	DE	NIA	Urgent Care Holdings, Inc.	Ownership	100.000	UnitedHealth Group Incorporated	NO	
		.00000	75-2613230				Urology Associates of North Texas, P.L.L.C.	TX	NIA	USMD Affiliated Services	Ownership	100.000	UnitedHealth Group Incorporated	NO	
		.00000	20-3887008				USHEALTH Academy, Inc.	TX	NIA	USHEALTH Group, Inc.	Ownership	100.000	UnitedHealth Group Incorporated	NO	
		.00000	26-4163593				USHEALTH Administrators, LLC	DE	NIA	USHEALTH Group, Inc.	Ownership	100.000	UnitedHealth Group Incorporated	NO	
		.00000	26-3887598				USHEALTH Advisors, LLC	TX	NIA	USHEALTH Career Agency, Inc.	Ownership	100.000	UnitedHealth Group Incorporated	NO	
		.00000	75-2192748				USHEALTH Career Agency, Inc.	DE	NIA	USHEALTH Group, Inc.	Ownership	100.000	UnitedHealth Group Incorporated	NO	
		.00000	75-2225185				USHEALTH Funding, Inc.	DE	NIA	USHEALTH Group, Inc.	Ownership	100.000	UnitedHealth Group Incorporated	NO	
		.00000	73-1165000				USHEALTH Group, Inc.	DE	NIA	Golden Rule Financial Corporation	Ownership	100.000	UnitedHealth Group Incorporated	NO	
		.00000	20-8048861				USMD Administrative Services, L.L.C.	TX	NIA	USMD Inc.	Ownership	100.000	UnitedHealth Group Incorporated	NO	
		.00000	27-2956222				USMD Affiliated Services	TX	NIA	USMD Inc.	Ownership	100.000	UnitedHealth Group Incorporated	NO	
		.00000	27-2803133				USMD Diagnostic Services, LLC	TX	NIA	WellMed Networks, Inc.	Ownership	100.000	UnitedHealth Group Incorporated	NO	1
		.00000	27-2866866				USMD Holdings, Inc.	DE	NIA	WellMed Medical Management, Inc.	Ownership	100.000	UnitedHealth Group Incorporated	NO	
		.00000	73-1662763				USMD Hospital at Arlington, L.P.	TX	NIA	MAT-RX DEVELOPMENT, L.L.C.	Ownership	45.396	UnitedHealth Group Incorporated	NO	1
		.00000	20-3571243				USMD Hospital at Fort Worth, L.P.	TX	NIA	MAT-RX DEVELOPMENT, L.L.C.	Ownership	20.024	UnitedHealth Group Incorporated	NO	1
		.00000	20-8050318				USMD Inc.	TX	NIA	USMD Holdings, Inc.	Ownership	100.000	UnitedHealth Group Incorporated	NO	
		.00000	73-1662757				USMD of Arlington GP, L.L.C.	TX	NIA	MAT-RX DEVELOPMENT, L.L.C.	Ownership	100.000	UnitedHealth Group Incorporated	NO	1
		.00000	35-2446102				USMD PPM, LLC	TX	NIA	USMD Inc.	Ownership	100.000	UnitedHealth Group Incorporated	NO	
		.00000	87-0757396				Valley Physicians Network, Inc.	CA	NIA	PrimeCare Medical Network, Inc.	Ownership	100.000	UnitedHealth Group Incorporated	NO	
		.00000	85-0780051				Vascular Labs of the Rockies ASC, LLC	DE	NIA	SCA-VLR Holdings Company, LLC	Ownership	51.000	UnitedHealth Group Incorporated	NO	
		.00000	81-2820395				Via Vitae MSO, LLC	DE	NIA	OC Cardiology Practice Partners, LLC	Ownership	70.000	UnitedHealth Group Incorporated	NO	
		.00000	98-1443076				Vida Integra S.p.A.	CHL	NIA	Saden S.A.	Ownership	0.000	UnitedHealth Group Incorporated	NO	
		.00000	98-1443076				Vida Integra S.p.A.	CHL	NIA	Banmedica S.A.	Ownership	100.000	UnitedHealth Group Incorporated	NO	
		.00000					Vida Tres S.A.	CHL	NIA	Clínica Dávila y Servicios Médicos S.p.A.	Ownership	0.000	UnitedHealth Group Incorporated	NO	
		.00000					Vida Tres S.A.	CHL	NIA	Banmedica S.A.	Ownership	100.000	UnitedHealth Group Incorporated	NO	
		.00000	85-2278858				Virtua-SCA Holdings II, LLC	DE	NIA	SCA Outside New Jersey, LLC	Ownership	45.000	UnitedHealth Group Incorporated	NO	2
		.00000	47-3247166				Virtua-SCA Holdings, LLC	NJ	NIA	SCA-New Jersey, LLC	Ownership	45.000	UnitedHealth Group Incorporated	NO	2
		.00000	47-4149749				Virtual Therapeutics Corporation	DE	NIA	Optum Labs, LLC	Ownership	5.613	UnitedHealth Group Incorporated	NO	
		.00000	47-4149749				Virtual Therapeutics Corporation	DE	NIA	United HealthCare Services, Inc.	Ownership	36.552	UnitedHealth Group Incorporated	NO	
		.00000	47-4149749				Virtual Therapeutics Corporation	DE	NIA	UnitedHealth Group Ventures, LLC	Ownership	41.670	UnitedHealth Group Incorporated	NO	
		.00000	85-1453387				Vitucci, LCSW, P.C.	IL	NIA	Physician(s) Owned	Influence	0.000	UnitedHealth Group Incorporated	NO	1
		.00000					Vivify Health Canada, Inc.	CAN	NIA	Vivify Health, Inc.	Ownership	100.000	UnitedHealth Group Incorporated	NO	

16.35

STATEMENT AS OF MARCH 31, 2022 OF THE UnitedHealthcare Plan of the River Valley, Inc.

SCHEDULE Y
PART 1A - DETAIL OF INSURANCE HOLDING COMPANY SYSTEM

1	2	3	4	5	6	7	8	9	10	11	12	13	14	15	16
Group Code	Group Name	NAIC Company Code	ID Number	Federal RSSD	CIK	Name of Securities Exchange if Publicly Traded (U.S. or International)	Names of Parent, Subsidiaries Or Affiliates	Domi-ciliary Location	Relation-ship to Reporting Entity	Directly Controlled by (Name of Entity/Person)	Type of Control (Ownership, Board, Management, Attorney-in-Fact, Influence, Other)	If Control is Ownership Provide Percentage	Ultimate Controlling Entity(ies)/Person(s)	Is an SCA Filing Re-quired? (Yes/No)	*
		.0000	27-1348358				Vivify Health, Inc.	DE	NIA	OptumHealth Care Solutions, LLC	Ownership	100.000	UnitedHealth Group Incorporated	NO	
		.0000	46-1558718				VPay Benefits Corporation	TX	NIA	VPay, Inc.	Ownership	100.000	UnitedHealth Group Incorporated	NO	
		.0000	85-4390422				VPay Intermediate Holdings, LLC	DE	NIA	Optum Financial, Inc.	Ownership	100.000	UnitedHealth Group Incorporated	NO	
		.0000	75-2405220				VPay, Inc.	TX	NIA	VPay Intermediate Holdings, LLC	Ownership	100.000	UnitedHealth Group Incorporated	NO	
		.0000	36-4498777				Walnut Hill Surgery Center, LLC	TX	NIA	Surgical Care Affiliates, LLC	Influence	0.000	UnitedHealth Group Incorporated	NO	
		.0000	36-3469841				Wauwatosa Outpatient Surgery Center, LLC	DE	NIA	Surgery Centers-West Holdings, LLC	Ownership	100.000	UnitedHealth Group Incorporated	NO	
		.0000	36-3469839				Wauwatosa Surgery Center, LLC	DE	NIA	Wauwatosa Outpatient Surgery Center, LLC	Ownership	20.000	UnitedHealth Group Incorporated	NO	2
		.0000	20-5429310				Wayland Square Surgicare Acquisition, L.P.	RI	NIA	Surgery Center Holding, LLC	Ownership	1.000	UnitedHealth Group Incorporated	NO	
		.0000	20-5429310				Wayland Square Surgicare Acquisition, L.P.	RI	NIA	SC Affiliates, LLC	Ownership	99.000	UnitedHealth Group Incorporated	NO	
		.0000	75-2500274				Wayland Square Surgicare GP, Inc.	RI	NIA	Surgery Center Holding, LLC	Ownership	100.000	UnitedHealth Group Incorporated	NO	
		.0000	46-2854394				Waypoint Minnesota PC	MN	NIA	Physician(s) Owned	Influence	0.000	UnitedHealth Group Incorporated	NO	1
		.0000	46-2859426				Waypoint Minnesota Sports PC	MN	NIA	Orthology Inc.	Ownership	100.000	UnitedHealth Group Incorporated	NO	
		.0000	84-2233329				WellMed Florida Medicare ACO, LLC	TX	NIA	WellMed Network of Florida, Inc.	Ownership	100.000	UnitedHealth Group Incorporated	NO	1
		.0000	45-2158334				WellMed Florida Services, PLLC	TX	NIA	WellMed Networks, Inc.	Ownership	100.000	UnitedHealth Group Incorporated	NO	1
		.0000	84-2178104				WellMed Greater Texas Medicare ACO, LLC	TX	NIA	WellMed Networks, Inc.	Ownership	100.000	UnitedHealth Group Incorporated	NO	1
		.0000	74-2574229				WellMed Medical Group, P.A.	TX	NIA	Physician(s) Owned	Influence	0.000	UnitedHealth Group Incorporated	NO	1
		.0000	74-2797745				WellMed Medical Management of Florida, Inc.	FL	NIA	WellMed Medical Management, Inc.	Ownership	100.000	UnitedHealth Group Incorporated	NO	
		.0000	74-2786364				WellMed Medical Management, Inc.	TX	NIA	Collaborative Care Holdings, LLC	Ownership	85.000	UnitedHealth Group Incorporated	NO	
		.0000	35-2314192				WellMed Network of Florida, Inc.	TX	NIA	WellMed Networks, Inc.	Ownership	100.000	UnitedHealth Group Incorporated	NO	1
		.0000	41-2250215				WellMed Networks - DFW, Inc.	TX	NIA	WellMed Networks, Inc.	Ownership	100.000	UnitedHealth Group Incorporated	NO	1
		.0000	74-2889447				WellMed Networks, Inc.	TX	NIA	Physician(s) Owned	Influence	0.000	UnitedHealth Group Incorporated	NO	1
		.0000	92-0183013				WellMed of Las Cruces, Inc.	TX	NIA	WellMed Networks, Inc.	Ownership	100.000	UnitedHealth Group Incorporated	NO	1
		.0000	84-2193803				WellMed Tampa/Orlando Medicare ACO, LLC	TX	NIA	WellMed Network of Florida, Inc.	Ownership	100.000	UnitedHealth Group Incorporated	NO	1
		.0000	84-2219968				WellMed Texas Medicare ACO, LLC	TX	NIA	WellMed Networks, Inc.	Ownership	100.000	UnitedHealth Group Incorporated	NO	1
		.0000	27-2809113				West Coast Endoscopy Holdings, LLC	DE	NIA	SCA Surgery Holdings, LLC	Ownership	100.000	UnitedHealth Group Incorporated	NO	
		.0000	06-1521999				Western Connecticut Orthopedic Surgical Center, LLC	CT	NIA	SCA-Western Connecticut, LLC	Ownership	58.911	UnitedHealth Group Incorporated	NO	
		.0000	47-4468184				Westgreen Surgical Center, LLC	TX	NIA	SCA Westgreen Holdings, LLC	Ownership	51.001	UnitedHealth Group Incorporated	NO	
		.0000	85-3312235				WestHealth JV Holdings, LLC	DE	NIA	SCA West Health Holdings, LLC	Ownership	30.000	UnitedHealth Group Incorporated	NO	2
		.0000	37-1763155				WestHealth Surgery Center, LLC	MN	NIA	WestHealth JV Holdings, LLC	Ownership	51.000	UnitedHealth Group Incorporated	NO	2
		.0000	45-0636596				WESTMED Practice Partners LLC	DE	NIA	Collaborative Care Holdings, LLC	Ownership	100.000	UnitedHealth Group Incorporated	NO	
		.0000	27-4816583				Wilson Creek Surgical Center, LLC	TX	NIA	Surgical Care Affiliates, LLC	Influence	0.000	UnitedHealth Group Incorporated	NO	
		.0000	46-5548304				Winchester Endoscopy, LLC	IL	NIA	SCA-Winchester, LLC	Ownership	51.000	UnitedHealth Group Incorporated	NO	
		.0000	85-3366699				Woodbury Surgery Center, LLC	MN	NIA	SCA Woodbury Holdings, LLC	Ownership	51.000	UnitedHealth Group Incorporated	NO	2
		.0000	45-4281054				XAS Infusion Suites, Inc.	TX	NIA	Diplomat Pharmacy, Inc.	Ownership	100.000	UnitedHealth Group Incorporated	NO	
		.0000	52-2102846				XLHealth Corporation	MD	NIA	United HealthCare Services, Inc.	Ownership	100.000	UnitedHealth Group Incorporated	NO	
		.0000	98-1107695				XLHealth Corporation India Private Limited	IND	NIA	XLHealth Corporation	Ownership	99.998	UnitedHealth Group Incorporated	NO	
		.0000	98-1107695				XLHealth Corporation India Private Limited	IND	NIA	UnitedHealth International, Inc.	Ownership	0.002	UnitedHealth Group Incorporated	NO	
		.0000	46-3537245				XLHome Michigan, P.C.	MI	NIA	Physician(s) Owned	Influence	0.000	UnitedHealth Group Incorporated	NO	1
		.0000	45-5530241				XLHome Northeast, P.C.	NJ	NIA	Physician(s) Owned	Influence	0.000	UnitedHealth Group Incorporated	NO	1
		.0000	46-2931689				XLHome Oklahoma, Inc.	OK	NIA	Physician(s) Owned	Influence	0.000	UnitedHealth Group Incorporated	NO	1
		.0000	27-3543997				XLHome, P.C.	MD	NIA	Physician(s) Owned	Influence	0.000	UnitedHealth Group Incorporated	NO	1
		.0000	81-2385235				Xplor Counseling, LLC	HI	NIA	Refresh Mental Health, Inc.	Ownership	100.000	UnitedHealth Group Incorporated	NO	

Asterisk	Explanation
1	Represents a physician or physicians' owned entity (with respect to the ultimate controlling entity), where the entity is deemed to be influenced by the ultimate controlling entity.
2	Represents a minority-owned entity (with respect to the controlling entity), where the entity is deemed to be influenced by the ultimate controlling entity.

SUPPLEMENTAL EXHIBITS AND SCHEDULES INTERROGATORIES

The following supplemental reports are required to be filed as part of your statement filing. However, in the event that your company does not transact the type of business for which the special report must be filed, your response of NO to the specific interrogatory will be accepted in lieu of filing a "NONE" report and a bar code will be printed below. If the supplement is required of your company but is not being filed for whatever reason enter SEE EXPLANATION and provide an explanation following the interrogatory questions.

	Response
1. Will the Medicare Part D Coverage Supplement be filed with the state of domicile and the NAIC with this statement?	NO

AUGUST FILING

2. Will the regulator-only (non-public) Communication of Internal Control Related Matters Noted in Audit be filed with the state of domicile and electronically with the NAIC (as a regulator-only non-public document) by August 1? The response for 1st and 3rd quarters should be N/A. A NO response resulting with a bar code is only appropriate in the 2nd quarter.	N/A
--	-----

Explanation:

1.

Bar Code:

1. Medicare Part D Coverage Supplement [Document Identifier 365]



OVERFLOW PAGE FOR WRITE-INS

Additional Write-ins for Assets Line 25

	Current Statement Date			4 Prior Year Net Admitted Assets
	1 Assets	2 Nonadmitted Assets	3 Net Admitted Assets (Cols. 1 - 2)	
2504. Miscellaneous Receivables	1,725	1,725	0	0
2505. Service Fee Billing	809	809	0	0
2506. Prepaid Premium Taxes	0	0	0	1,422
2597. Summary of remaining write-ins for Line 25 from overflow page	2,534	2,534	0	1,422

SCHEDULE A - VERIFICATION

Real Estate

	1 Year to Date	2 Prior Year Ended December 31
1. Book/adjusted carrying value, December 31 of prior year		
2. Cost of acquired:		
2.1 Actual cost at time of acquisition		
2.2 Additional investment made after acquisition		
3. Current year change in encumbrances		
4. Total gain (loss) on disposals		
5. Deduct amounts received on disposals		
6. Total foreign exchange change in book/adjusted carrying value		
7. Deduct current year's other than temporary impairment recognized		
8. Deduct current year's depreciation		
9. Book/adjusted carrying value at the end of current period (Lines 1+2+3+4-5+6-7-8)		
10. Deduct total nonadmitted amounts		
11. Statement value at end of current period (Line 9 minus Line 10)		

NONE

SCHEDULE B - VERIFICATION

Mortgage Loans

	1 Year to Date	2 Prior Year Ended December 31
1. Book value/recorded investment excluding accrued interest, December 31 of prior year		
2. Cost of acquired:		
2.1 Actual cost at time of acquisition		
2.2 Additional investment made after acquisition		
3. Capitalized deferred interest and other		
4. Accrual of discount		
5. Unrealized valuation increase (decrease)		
6. Total gain (loss) on disposals		
7. Deduct amounts received on disposals		
8. Deduct amortization of premium and mortgage interest points and commitment fees		
9. Total foreign exchange change in book value/recorded investment excluding accrued interest		
10. Deduct current year's other than temporary impairment recognized		
11. Book value/recorded investment excluding accrued interest at end of current period (Lines 1+2+3+4+5+6-7-8+9-10)		
12. Total valuation allowance		
13. Subtotal (Line 11 plus Line 12)		
14. Deduct total nonadmitted amounts		
15. Statement value at end of current period (Line 13 minus Line 14)		

NONE

SCHEDULE BA - VERIFICATION

Other Long-Term Invested Assets

	1 Year to Date	2 Prior Year Ended December 31
1. Book/adjusted carrying value, December 31 of prior year	5,917,181	7,838,898
2. Cost of acquired:		
2.1 Actual cost at time of acquisition	0	0
2.2 Additional investment made after acquisition	0	0
3. Capitalized deferred interest and other	0	0
4. Accrual of discount	0	0
5. Unrealized valuation increase (decrease)	0	0
6. Total gain (loss) on disposals	0	0
7. Deduct amounts received on disposals	0	0
8. Deduct amortization of premium and depreciation	480,249	1,921,717
9. Total foreign exchange change in book/adjusted carrying value	0	0
10. Deduct current year's other than temporary impairment recognized	0	0
11. Book/adjusted carrying value at end of current period (Lines 1+2+3+4+5+6-7-8+9-10)	5,436,932	5,917,181
12. Deduct total nonadmitted amounts	0	0
13. Statement value at end of current period (Line 11 minus Line 12)	5,436,932	5,917,181

SCHEDULE D - VERIFICATION

Bonds and Stocks

	1 Year to Date	2 Prior Year Ended December 31
1. Book/adjusted carrying value of bonds and stocks, December 31 of prior year	723,311,986	683,036,957
2. Cost of bonds and stocks acquired	26,272,511	203,411,997
3. Accrual of discount	34,924	126,407
4. Unrealized valuation increase (decrease)	0	0
5. Total gain (loss) on disposals	19,249	1,689,004
6. Deduct consideration for bonds and stocks disposed of	30,019,157	157,260,838
7. Deduct amortization of premium	1,987,629	8,043,383
8. Total foreign exchange change in book/adjusted carrying value	0	0
9. Deduct current year's other than temporary impairment recognized	0	0
10. Total investment income recognized as a result of prepayment penalties and/or acceleration fees	176,350	351,842
11. Book/adjusted carrying value at end of current period (Lines 1+2+3+4+5-6-7+8-9+10)	717,808,234	723,311,986
12. Deduct total nonadmitted amounts	0	0
13. Statement value at end of current period (Line 11 minus Line 12)	717,808,234	723,311,986

STATEMENT AS OF MARCH 31, 2022 OF THE UnitedHealthcare Plan of the River Valley, Inc.

SCHEDULE D - PART 1B

Showing the Acquisitions, Dispositions and Non-Trading Activity
During the Current Quarter for all Bonds and Preferred Stock by NAIC Designation

NAIC Designation	1 Book/Adjusted Carrying Value Beginning of Current Quarter	2 Acquisitions During Current Quarter	3 Dispositions During Current Quarter	4 Non-Trading Activity During Current Quarter	5 Book/Adjusted Carrying Value End of First Quarter	6 Book/Adjusted Carrying Value End of Second Quarter	7 Book/Adjusted Carrying Value End of Third Quarter	8 Book/Adjusted Carrying Value December 31 Prior Year
BONDS								
1. NAIC 1 (a)	624,503,518	35,357,681	30,268,807	4,266,799	633,859,191	0	0	624,503,518
2. NAIC 2 (a)	117,719,415	6,624,796	7,030,751	(6,287,168)	111,026,292	0	0	117,719,415
3. NAIC 3 (a)	0	0	0	0	0	0	0	0
4. NAIC 4 (a)	0	0	0	0	0	0	0	0
5. NAIC 5 (a)	0	0	0	0	0	0	0	0
6. NAIC 6 (a)	0	0	0	0	0	0	0	0
7. Total Bonds	742,222,933	41,982,477	37,299,558	(2,020,369)	744,885,483	0	0	742,222,933
PREFERRED STOCK								
8. NAIC 1	0	0	0	0	0	0	0	0
9. NAIC 2	0	0	0	0	0	0	0	0
10. NAIC 3	0	0	0	0	0	0	0	0
11. NAIC 4	0	0	0	0	0	0	0	0
12. NAIC 5	0	0	0	0	0	0	0	0
13. NAIC 6	0	0	0	0	0	0	0	0
14. Total Preferred Stock	0	0	0	0	0	0	0	0
15. Total Bonds and Preferred Stock	742,222,933	41,982,477	37,299,558	(2,020,369)	744,885,483	0	0	742,222,933

(a) Book/Adjusted Carrying Value column for the end of the current reporting period includes the following amount of short-term and cash equivalent bonds by NAIC designation:

NAIC 1 \$ 23,545,767 ; NAIC 2 \$ 3,531,484 ; NAIC 3 \$ 0 ; NAIC 4 \$ 0 ; NAIC 5 \$ 0 ; NAIC 6 \$ 0

S102

SCHEDULE DA - PART 1

Short-Term Investments

	1	2	3	4	5
	Book/Adjusted Carrying Value	Par Value	Actual Cost	Interest Collected Year-to-Date	Paid for Accrued Interest Year-to-Date
7709999999 Totals	25,962,742	xxx	26,050,067	43,999	39,290

SCHEDULE DA - VERIFICATION

Short-Term Investments

	1	2
	Year To Date	Prior Year Ended December 31
1. Book/adjusted carrying value, December 31 of prior year	18,910,949	36,222,804
2. Cost of short-term investments acquired	13,635,535	21,477,696
3. Accrual of discount	4,539	16,964
4. Unrealized valuation increase (decrease)	0	0
5. Total gain (loss) on disposals	0	0
6. Deduct consideration received on disposals	6,515,000	38,511,000
7. Deduct amortization of premium	73,281	295,515
8. Total foreign exchange change in book/adjusted carrying value	0	0
9. Deduct current year's other than temporary impairment recognized	0	0
10. Book/adjusted carrying value at end of current period (Lines 1+2+3+4+5-6-7+8-9)	25,962,742	18,910,949
11. Deduct total nonadmitted amounts	0	0
12. Statement value at end of current period (Line 10 minus Line 11)	25,962,742	18,910,949

Schedule DB - Part A - Verification - Options, Caps, Floors, Collars, Swaps and Forwards

N O N E

Schedule DB - Part B - Verification - Futures Contracts

N O N E

Schedule DB - Part C - Section 1 - Replication (Synthetic Asset) Transactions (RSATs) Open

N O N E

Schedule DB-Part C-Section 2-Reconciliation of Replication (Synthetic Asset) Transactions Open

N O N E

Schedule DB - Verification - Book/Adjusted Carrying Value, Fair Value and Potential Exposure of
Derivatives

N O N E

SCHEDULE E - PART 2 - VERIFICATION

(Cash Equivalents)

	1	2
	Year To Date	Prior Year Ended December 31
1. Book/adjusted carrying value, December 31 of prior year	247,243,272	182,863,183
2. Cost of cash equivalents acquired	1,846,448,575	7,311,184,575
3. Accrual of discount	1,079	1,510
4. Unrealized valuation increase (decrease)	0	0
5. Total gain (loss) on disposals	0	0
6. Deduct consideration received on disposals	1,755,380,522	7,246,805,156
7. Deduct amortization of premium	0	840
8. Total foreign exchange change in book/adjusted carrying value	0	0
9. Deduct current year's other than temporary impairment recognized	0	0
10. Book/adjusted carrying value at end of current period (Lines 1+2+3+4+5-6-7+8-9)	338,312,404	247,243,272
11. Deduct total nonadmitted amounts	0	0
12. Statement value at end of current period (Line 10 minus Line 11)	338,312,404	247,243,272

Schedule A - Part 2 - Real Estate Acquired and Additions Made

NONE

Schedule A - Part 3 - Real Estate Disposed

NONE

Schedule B - Part 2 - Mortgage Loans Acquired and Additions Made

NONE

Schedule B - Part 3 - Mortgage Loans Disposed, Transferred or Repaid

NONE

Schedule BA - Part 2 - Other Long-Term Invested Assets Acquired and Additions Made

NONE

Schedule BA - Part 3 - Other Long-Term Invested Assets Disposed, Transferred or Repaid

NONE

STATEMENT AS OF MARCH 31, 2022 OF THE UnitedHealthcare Plan of the River Valley, Inc.

SCHEDULE D - PART 3

Show All Long-Term Bonds and Stock Acquired During the Current Quarter

1	2	3	4	5	6	7	8	9	10
CUSIP Identification	Description	Foreign	Date Acquired	Name of Vendor	Number of Shares of Stock	Actual Cost	Par Value	Paid for Accrued Interest and Dividends	NAIC Designation, NAIC Designation Modifier and SVO Administrative Symbol
91282C-DQ-1	US Treasury Note 1.250% 12/31/26		.01/03/2022	RBC Capital Markets		5,232,643	5,255,000	.722	1.A
91282C-DY-4	US Treasury Bond 1.875% 02/15/32		.02/17/2022	Citadel Securities		6,396,914	6,460,000	1,004	1.A FE
0109999999. Subtotal - Bonds - U.S. Governments						11,629,557	11,715,000	1,726	XXX
517845-NY-5	LAS VEGAS VLY NV GO Non Call 5.000% 06/01/30		.02/16/2022	Morgan Stanley		3,703,197	2,960,000	.0	1.C FE
0709999999. Subtotal - Bonds - U.S. Political Subdivisions of States, Territories and Possessions						3,703,197	2,960,000	.0	XXX
039482-AD-6	ARCHER-DANIELS Corp Note Call MW 2.900% 03/01/32		.02/23/2022	BNP Paribas Securities Corp		.746,452	.748,000	.0	1.F FE
17327C-AQ-6	CITIGROUP INC Corp Note Call MW 3.057% 01/25/33		.03/29/2022	CitiGroup		.623,032	.685,000	.3,727	1.G FE
256746-AH-1	DOLLAR TREE Corp Note Call MW 4.200% 05/15/28		.03/30/2022	Morgan Stanley		.960,548	.925,000	14,677	2.B FE
404119-CF-4	HCA INC Corp Note Call MW Prv Plc 3.625% 03/15/32		.03/29/2022	CitiGroup		.946,739	.970,000	2,149	2.C FE
485134-BN-9	EVERGY METRO Corp Note Call MW 3.150% 03/15/23		.03/02/2022	Various		.153,794	.152,000	2,248	1.F FE
55336V-BQ-2	MPLX LP Corp Note Call MW 2.650% 08/15/30		.03/29/2022	Morgan Stanley		.631,564	.690,000	2,336	2.B FE
571748-BA-9	MARSH & MCLENNAN Corp Note Call MW 3.300% 03/14/23		.02/07/2022	Jane Street Execution Services		.408,448	.400,000	5,317	2.A FE
609207-BA-2	MONDELEZ INT INC Corp Note Call MW 2.625% 03/17/27		.03/03/2022	Merrill Lynch		.864,780	.867,000	.0	2.B FE
63743H-FB-3	NATL RURAL UTIL Corp Note 0.450% 08/07/23		.01/31/2022	Mizuho Investor Sec Co		.272,000	.272,000	.0	1.F FE
743315-AZ-6	PROGRESSIVE CORP Corp Note Call MW 3.000% 03/15/32		.03/02/2022	Goldman Sachs Asset Management		.525,730	.527,000	.0	1.F FE
744448-CH-2	PUBLIC SERV COLO Corp Note Call MW 2.500% 03/15/23		.03/02/2022	Wells Fargo		.171,918	.171,000	2,007	1.F FE
771196-BZ-4	ROCHE HLDGS INC Corp Note Non Call Prv Plc 0.416% 09/11/23		.03/03/2022	Deutsche Bank		.785,000	.785,000	.0	1.D FE
828807-DT-1	SIMON PROP GP LP Corp Note Call MW 2.650% 02/01/32		.01/04/2022	Wells Fargo		.1,630,259	.1,635,000	.0	1.G FE
898813-AU-4	TUCSON ELEC PWIR Corp Note Call MW 3.250% 05/15/32		.02/15/2022	US Bank		.639,637	.642,000	.0	1.G FE
902133-AY-3	TYCO ELECTRONICS Corp Note Call MW 2.500% 02/04/32	D.	.02/02/2022	Various		1,579,856	1,607,000	.0	1.G FE
1109999999. Subtotal - Bonds - Industrial and Miscellaneous (Unaffiliated)						10,939,757	11,056,000	32,461	XXX
2509999997. Total - Bonds - Part 3						26,272,511	25,731,000	34,187	XXX
2509999998. Total - Bonds - Part 5						XXX	XXX	XXX	XXX
2509999999. Total - Bonds						26,272,511	25,731,000	34,187	XXX
4509999997. Total - Preferred Stocks - Part 3						0	XXX	0	XXX
4509999998. Total - Preferred Stocks - Part 5						XXX	XXX	XXX	XXX
4509999999. Total - Preferred Stocks						0	XXX	0	XXX
5989999997. Total - Common Stocks - Part 3						0	XXX	0	XXX
5989999998. Total - Common Stocks - Part 5						XXX	XXX	XXX	XXX
5989999999. Total - Common Stocks						0	XXX	0	XXX
5999999999. Total - Preferred and Common Stocks						0	XXX	0	XXX
6009999999 - Totals						26,272,511	XXX	34,187	XXX

E04

STATEMENT AS OF MARCH 31, 2022 OF THE UnitedHealthcare Plan of the River Valley, Inc.

SCHEDULE D - PART 4

Show All Long-Term Bonds and Stock Sold, Redeemed or Otherwise Disposed of During the Current Quarter

1	2	3	4	5	6	7	8	9	10	Change In Book/Adjusted Carrying Value					16	17	18	19	20	21	22
										11	12	13	14	15							
CUSIP Identification	Description	Foreign	Disposal Date	Name of Purchaser	Number of Shares of Stock	Consideration	Par Value	Actual Cost	Prior Year Book/Adjusted Carrying Value	Unrealized Valuation Increase/(Decrease)	Current Year's (Amortization)/Accretion	Current Year's Other Than Temporary Impairment Recognized	Total Change in Book/Adjusted Carrying Value (11 + 12 - 13)	Total Foreign Exchange Change in Book /Adjusted Carrying Value	Book/Adjusted Carrying Value at Disposal Date	Foreign Exchange Gain (Loss) on Disposal	Realized Gain (Loss) on Disposal	Total Gain (Loss) on Disposal	Bond Interest/Stock Dividends Received During Year	Stated Contractual Maturity Date	NAIC Designation, NAIC Designation Modifier and SVO Administrative Symbol
3140K-NE-4	FNMA Pool CB0388 MBS 2.500% 05/01/51		03/01/2022	Paydown		89,533	89,533	92,880	92,827	.0	(3,293)	.0	(3,293)	.0	89,533	.0	.0	.0	357	05/01/2051	1.A
3140X4-DF-0	FNMA Pool FH1001 MBS 3.500% 11/01/48		03/01/2022	Paydown		44,307	44,307	45,602	45,583	.0	(1,276)	.0	(1,276)	.0	44,307	.0	.0	.0	233	11/01/2048	1.A
3140X4-DQ-6	FNMA Pool FH1010 MBS 3.500% 07/01/48		03/01/2022	Paydown		55,247	55,247	57,163	57,107	.0	(1,860)	.0	(1,860)	.0	55,247	.0	.0	.0	291	07/01/2048	1.A
3140X4-PB-6	FNMA Pool FH1317 MBS 4.000% 10/01/48		03/01/2022	Paydown		88,176	88,176	93,260	93,135	.0	(4,959)	.0	(4,959)	.0	88,176	.0	.0	.0	519	10/01/2048	1.A
3140X4-TQ-9	FNMA Pool FH1458 MBS 4.500% 04/01/49		03/01/2022	Paydown		149,523	149,523	157,337	157,368	.0	(7,845)	.0	(7,845)	.0	149,523	.0	.0	.0	1,145	04/01/2049	1.A
3140X6-JH-5	FNMA Pool FH2963 MBS 3.000% 02/01/50		03/01/2022	Paydown		103,411	103,411	109,599	109,501	.0	(6,090)	.0	(6,090)	.0	103,411	.0	.0	.0	455	02/01/2050	1.A
3140X8-3G-0	FNMA Pool FH5298 MBS 3.500% 10/01/50		03/01/2022	Paydown		288,352	288,352	305,292	305,032	.0	(16,680)	.0	(16,680)	.0	288,352	.0	.0	.0	1,543	10/01/2050	1.A
31412V-AG-3	FNMA Pool 935707 MBS 5.000% 11/01/24		03/01/2022	Paydown		11,286	11,286	12,022	11,528	.0	(241)	.0	(241)	.0	11,286	.0	.0	.0	67	11/01/2024	1.A
31414F-K9-1	FNMA Pool 964820 MBS 5.000% 08/01/23		03/01/2022	Paydown		1,253	1,253	1,264	1,253	.0	.0	.0	.0	.0	1,253	.0	.0	.0	10	08/01/2023	1.A
31416T-2S-7	FNMA Pool AA9784 MBS 5.000% 07/01/24		03/01/2022	Paydown		8,082	8,082	8,393	8,170	.0	(88)	.0	(88)	.0	8,082	.0	.0	.0	67	07/01/2024	1.A
31416V-Y6-5	FNMA Pool AB0732 MBS 4.000% 06/01/39		03/01/2022	Paydown		1,595	1,595	1,695	1,688	.0	(93)	.0	(93)	.0	1,595	.0	.0	.0	11	06/01/2039	1.A
31417A-QE-2	FNMA Pool AB4052 MBS 4.000% 12/01/41		03/01/2022	Paydown		30,061	30,061	32,048	31,907	.0	(1,846)	.0	(1,846)	.0	30,061	.0	.0	.0	172	12/01/2041	1.A
31417G-TY-2	FNMA Pool AB9566 MBS 3.000% 06/01/43		03/01/2022	Paydown		44,356	44,356	45,451	45,382	.0	(1,026)	.0	(1,026)	.0	44,356	.0	.0	.0	133	06/01/2043	1.A
31418B-6G-6	FNMA Pool MA2670 MBS 3.000% 07/01/46		03/01/2022	Paydown		24,182	24,182	24,179	24,182	.0	.5	.0	.5	.0	24,182	.0	.0	.0	111	07/01/2046	1.A
31418C-V2-7	FNMA Pool MA3332 MBS 3.500% 04/01/48		03/01/2022	Paydown		58,341	58,341	58,334	58,329	.0	.12	.0	.12	.0	58,341	.0	.0	.0	315	04/01/2048	1.A
31418C-ZJ-6	FNMA Pool MA3444 MBS 4.500% 08/01/48		03/01/2022	Paydown		56,361	56,361	58,523	58,473	.0	(2,112)	.0	(2,112)	.0	56,361	.0	.0	.0	400	08/01/2048	1.A
31418D-2N-1	FNMA Pool MA4380 MBS 3.000% 07/01/51		03/01/2022	Paydown		176,145	176,145	185,180	184,946	.0	(8,801)	.0	(8,801)	.0	176,145	.0	.0	.0	844	07/01/2051	1.A
31418D-CB-6	FNMA Pool MA3665 MBS 4.500% 05/01/49		03/01/2022	Paydown		56,636	56,636	59,234	59,198	.0	(2,561)	.0	(2,561)	.0	56,636	.0	.0	.0	419	05/01/2049	1.A
31418D-YB-2	FNMA Pool MA4305 MBS 2.000% 04/01/51		03/01/2022	Paydown		87,217	87,217	87,135	87,135	.0	.82	.0	.82	.0	87,217	.0	.0	.0	278	04/01/2051	1.A
35563P-JF-7	FHLMC SCRT-2019-1 MA RMBS 3.500% 07/25/58		03/01/2022	Paydown		64,531	64,531	64,901	64,639	.0	(108)	.0	(108)	.0	64,531	.0	.0	.0	381	07/25/2058	1.A
35563P-JK-6	FHLMC 2019-1 M5SD RMBS 4.000% 07/25/58		03/01/2022	Paydown		81,159	81,159	83,126	82,430	.0	(1,270)	.0	(1,270)	.0	81,159	.0	.0	.0	520	07/25/2058	1.A
090999999 Subtotal - Bonds - U.S. Special Revenues						6,099,378	6,099,378	6,377,642	6,365,991	0	(266,609)	0	(266,609)	0	6,099,378	0	0	0	31,162	XXX	XXX
02007R-AC-3	Ally Auto Receiv ALLYA 2019-3 A3 ABS 1.900% 05/15/24		03/15/2022	Paydown		265,798	265,798	265,791	265,791	.0	.7	.0	.7	.0	265,798	.0	.0	.0	843	05/15/2024	1.A FE
02665W-DQ-1	AMERICAN HONDA F Corp Note Non Call 0.375% 01/21/22		01/21/2022	Maturity		605,000	605,000	605,000	605,000	.0	.0	.0	.0	.0	605,000	.0	.0	.0	386	01/21/2022	1.6 FE
035242-AP-1	AB1BB-CALL04/18 Corp Note Call MW 3.650% 02/01/26		02/09/2022	Call	107.0540	2,676,350	2,500,000	2,465,725	2,480,277	.0	473	.0	473	.0	2,480,751	.0	19,249	19,249	224,003	02/01/2026	2.B FE
05588C-AC-6	BMW Vehicle Owne BMWOT 20109-A A3 ABS 1.920% 01/25/24		03/25/2022	Paydown		278,569	278,569	278,531	278,559	.0	10	.0	10	.0	278,569	.0	.0	.0	869	01/25/2024	1.A FE
12510F-AB-0	CGG Receivables CCG 2019-2 A2 ABS Prv Plc 2.110% 03/15/27		03/14/2022	Paydown		252,906	252,906	252,880	252,896	.0	10	.0	10	.0	252,906	.0	.0	.0	838	03/15/2027	1.A FE
12597P-AC-2	CNH Equipment Tr CNH 2020-A A3 ABS 1.160% 06/16/25		03/15/2022	Paydown		213,986	213,986	213,944	213,968	.0	18	.0	18	.0	213,986	.0	.0	.0	375	06/16/2025	1.A FE
14042T-CS-4	CAPITAL ONE BANK Corp Note Call 2.014% 01/27/23		01/27/2022	Call	100.0000	580,000	580,000	587,227	580,617	.0	(617)	.0	(617)	.0	580,000	.0	.0	.0	5,841	01/27/2023	1.6 FE
165183-BY-9	Chesapeake Fundi CFII 2019-1A A1 ABS Prv Plc 2.940% 04/15/31		03/15/2022	Paydown		245,342	245,342	245,306	245,329	.0	14	.0	14	.0	245,342	.0	.0	.0	1,262	04/15/2031	1.A FE
172967-LV-1	CITIGROUP INC Corp Note Call MW 3.142% 01/24/23		01/24/2022	Call	100.0000	359,000	359,000	366,618	359,525	.0	(525)	.0	(525)	.0	359,000	.0	.0	.0	5,640	01/24/2023	1.6 FE
233851-DR-2	DAIMLER FINANCE Corp Note MW Prv Plc 3.400% 02/22/22		02/22/2022	Maturity		3,100,000	3,100,000	3,100,651	3,100,034	.0	(34)	.0	(34)	.0	3,100,000	.0	.0	.0	52,700	02/22/2022	1.6 FE
29374A-AB-0	Enterprise Fleet EFF 2019-1 A2 ABS Prv Plc 2.980% 10/22/24		03/20/2022	Paydown		146,986	146,986	146,985	146,978	.0	.8	.0	.8	.0	146,986	.0	.0	.0	662	10/22/2024	1.A FE
29374E-AB-2	EFF 2021-1 A2 EFF 2021-1 A2 ABS Prv Plc 0.440% 12/21/26		03/20/2022	Paydown		146,244	146,244	146,237	146,239	.0	.5	.0	.5	.0	146,244	.0	.0	.0	106	12/21/2026	1.A FE
30040W-AC-2	EVERSOURCE ENERG Corp Note Call MW 2.750% 03/15/22		03/15/2022	Maturity		725,000	725,000	723,985	724,957	.0	43	.0	43	.0	725,000	.0	.0	.0	9,969	03/15/2022	2.A FE
34533F-AD-3	Ford Credit Auto FORDO 2019-A A3 ABS 2.780% 09/15/23		03/15/2022	Paydown		491,016	491,016	490,933	490,991	.0	25	.0	25	.0	491,016	.0	.0	.0	2,226	09/15/2023	1.A FE
44644A-AH-0	HUNTINGTON NATL Corp Note Call MW 3.125% 04/01/22		03/01/2022	Call	100.0000	250,000	250,000	259,088	251,147	.0	(1,147)	.0	(1,147)	.0	250,000	.0	.0	.0	3,255	04/01/2022	1.6 FE
57629W-CR-9	MASSMUTUAL GLBL Corp Note Non Call Prv Plc 0.376% 01/07/22		01/07/2022	Maturity		790,000	790,000	790,521	790,008	.0	(8)	.0	(8)	.0	790,000	.0	.0	.0	553	01/07/2022	1.B FE

E05.2

STATEMENT AS OF MARCH 31, 2022 OF THE UnitedHealthcare Plan of the River Valley, Inc.

SCHEDULE D - PART 4

Show All Long-Term Bonds and Stock Sold, Redeemed or Otherwise Disposed of During the Current Quarter

1	2	3	4	5	6	7	8	9	10	Change In Book/Adjusted Carrying Value					16	17	18	19	20	21	22	
										11	12	13	14	15								
CUSIP Identification	Description	Foreign	Disposal Date	Name of Purchaser	Number of Shares of Stock	Consideration	Par Value	Actual Cost	Prior Year Book/Adjusted Carrying Value	Unrealized Valuation Increase/(Decrease)	Current Year's (Amortization)/Accretion	Current Year's Other Than Temporary Impairment Recognized	Total Change in Book/Adjusted Carrying Value (11 + 12 - 13)	Total Foreign Exchange Change in Book /Adjusted Carrying Value	Book/Adjusted Carrying Value at Disposal Date	Foreign Exchange Gain (Loss) on Disposal	Realized Gain (Loss) on Disposal	Total Gain (Loss) on Disposal	Bond Interest/Stock Dividends Received During Year	Stated Contractual Maturity Date	NAIC Designation, NAIC Designation Modifier and SVO Administrative Symbol	
58770F-AC-6	Mercedes-Benz Au MBALT 2020-A A3 ABS 1.840% 12/15/22		03/15/2022	Paydown		785,263	785,263	785,159	785,230	0	33	0	33	0	785,263	0	0	0	2,454	12/15/2022	1.A FE	
64952W-DK-6	NEW YORK LIFE GL Corp Note Non Call Prv Plc 0.535% 01/21/22		01/21/2022	Maturity		390,000	390,000	390,000	390,000	0	0	0	0	0	390,000	0	0	0	408	01/21/2022	1.A FE	
857477-BL-6	STATE STREET CRP Corp Note Call 2.825% 03/30/23		03/30/2022	Call 100.0000		149,000	149,000	150,216	149,863	0	(863)	0	(863)	0	149,000	0	0	0	2,105	03/30/2023	1.F FE	
94974B-FC-9	WELLS FARGO CO Corp Note Non Call 3.500% 03/08/22		03/08/2022	Maturity		1,845,000	1,845,000	1,886,236	1,847,642	0	(2,642)	0	(2,642)	0	1,845,000	0	0	0	32,288	03/08/2022	2.A FE	
98162V-AD-1	World Omni Auto WORAT 2019-B A3 ABS 2.590% 07/15/24		03/15/2022	Paydown		332,371	332,371	332,363	332,363	0	8	0	8	0	332,371	0	0	0	1,397	07/15/2024	1.A FE	
404280-BJ-7	HSBC HOLDINGS Corp Note Call 3.262% 03/13/23	D	03/13/2022	Call 100.0000		1,110,000	1,110,000	1,110,000	1,110,000	0	0	0	0	0	1,110,000	0	0	0	18,104	03/13/2023	1.G FE	
53944Y-AC-7	LLOYDS BK GR PLC Corp Note Non Call 3.000% 01/11/22	D	01/11/2022	Maturity		1,065,000	1,065,000	1,061,368	1,064,979	0	21	0	21	0	1,065,000	0	0	0	15,975	01/11/2022	1.F FE	
68784Y-AD-6	OSCAR US Funding OSCAR 2019-1A A3 ABS Prv Plc 3.180% 05/10/23	D	03/10/2022	Paydown		606,949	606,949	606,935	606,935	0	14	0	14	0	606,949	0	0	0	3,213	05/10/2023	1.A FE	
1109999999	Subtotal - Bonds - Industrial and Miscellaneous (Unaffiliated)					17,409,780	17,233,430	17,261,699	17,219,328	0	(5,147)	0	(5,147)	0	17,214,181	0	19,249	19,249	385,472		XXX	
2509999997	Total - Bonds - Part 3					30,019,158	29,842,808	30,220,263	30,101,984	0	(278,421)	0	(278,421)	0	29,823,559	0	19,249	19,249	448,991		XXX	
2509999998	Total - Bonds - Part 5					XXX	XXX	XXX	XXX	XXX	XXX	XXX	XXX	XXX	XXX	XXX	XXX	XXX	XXX	XXX		XXX
2509999999	Total - Bonds					30,019,158	29,842,808	30,220,263	30,101,984	0	(278,421)	0	(278,421)	0	29,823,559	0	19,249	19,249	448,991		XXX	
4509999997	Total - Preferred Stocks - Part 3					0	XXX	0	0	0	0	0	0	0	0	0	0	0	0	0		XXX
4509999998	Total - Preferred Stocks - Part 5					XXX	XXX	XXX	XXX	XXX	XXX	XXX	XXX	XXX	XXX	XXX	XXX	XXX	XXX	XXX		XXX
4509999999	Total - Preferred Stocks					0	XXX	0	0	0	0	0	0	0	0	0	0	0	0	0		XXX
5989999997	Total - Common Stocks - Part 3					0	XXX	0	0	0	0	0	0	0	0	0	0	0	0	0		XXX
5989999998	Total - Common Stocks - Part 5					XXX	XXX	XXX	XXX	XXX	XXX	XXX	XXX	XXX	XXX	XXX	XXX	XXX	XXX	XXX		XXX
5989999999	Total - Common Stocks					0	XXX	0	0	0	0	0	0	0	0	0	0	0	0	0		XXX
5999999999	Total - Preferred and Common Stocks					0	XXX	0	0	0	0	0	0	0	0	0	0	0	0	0		XXX
6009999999	Totals					30,019,158	XXX	30,220,263	30,101,984	0	(278,421)	0	(278,421)	0	29,823,559	0	19,249	19,249	448,991		XXX	

E05.3

Schedule DB - Part A - Section 1 - Options, Caps, Floors, Collars, Swaps and Forwards Open

N O N E

Schedule DB - Part B - Section 1 - Futures Contracts Open

N O N E

Schedule DB - Part B - Section 1B - Brokers with whom cash deposits have been made

N O N E

Schedule DB - Part D - Section 1 - Counterparty Exposure for Derivative Instruments Open

N O N E

Schedule DB - Part D-Section 2 - Collateral for Derivative Instruments Open - Pledged By

N O N E

Schedule DB - Part D-Section 2 - Collateral for Derivative Instruments Open - Pledged To

N O N E

Schedule DB - Part E - Derivatives Hedging Variable Annuity Guarantees

N O N E

Schedule DL - Part 1 - Reinvested Collateral Assets Owned

N O N E

Schedule DL - Part 2 - Reinvested Collateral Assets Owned

N O N E

STATEMENT AS OF MARCH 31, 2022 OF THE UnitedHealthcare Plan of the River Valley, Inc.

SCHEDULE E - PART 2 - CASH EQUIVALENTS

Show Investments Owned End of Current Quarter

1	2	3	4	5	6	7	8	9
CUSIP	Description	Code	Date Acquired	Rate of Interest	Maturity Date	Book/Adjusted Carrying Value	Amount of Interest Due and Accrued	Amount Received During Year
0109999999	Total - U.S. Government Bonds					0	0	0
0309999999	Total - All Other Government Bonds					0	0	0
0509999999	Total - U.S. States, Territories and Possessions Bonds					0	0	0
0709999999	Total - U.S. Political Subdivisions Bonds					0	0	0
0909999999	Total - U.S. Special Revenues Bonds					0	0	0
	Sempra Disc Comm Paper		02/07/2022	0.390	04/04/2022	399,987	0	225
	Verizon Communications Inc Disc Comm Paper		02/17/2022	0.600	05/05/2022	392,777	0	275
	Waste Management, Inc Disc Comm Paper		03/03/2022	0.750	05/09/2022	321,745	0	194
1019999999	Subtotal - Bonds - Industrial and Miscellaneous (Unaffiliated) - Issuer Obligations					1,114,509	0	694
1109999999	Total - Industrial and Miscellaneous (Unaffiliated) Bonds					1,114,509	0	694
1309999999	Total - Hybrid Securities					0	0	0
1509999999	Total - Parent, Subsidiaries and Affiliates Bonds					0	0	0
1909999999	Subtotal - Unaffiliated Bank Loans					0	0	0
2419999999	Total - Issuer Obligations					1,114,509	0	694
2429999999	Total - Residential Mortgage-Backed Securities					0	0	0
2439999999	Total - Commercial Mortgage-Backed Securities					0	0	0
2449999999	Total - Other Loan-Backed and Structured Securities					0	0	0
2459999999	Total - SVO Identified Funds					0	0	0
2469999999	Total - Affiliated Bank Loans					0	0	0
2479999999	Total - Unaffiliated Bank Loans					0	0	0
2509999999	Total Bonds					1,114,509	0	694
09248U-71-8	BlackRock Liquidity Funds T-Fund Port		03/01/2022	0.000		15,984,497	0	245
38141W-32-3	Goldman Sachs Treasury Obligations Fund		03/04/2022	0.000		20,138,286	0	0
38142B-88-0	Goldman Sachs Financial Square Federal Fund		03/01/2022	0.000		49,251,361	0	0
61747C-58-2	Morgan Stanley Institutional Liquidity Fund Treasury Port		03/01/2022	0.000		13,597,665	0	358
665279-87-3	Northern Inst Ins-Treasury Port		02/01/2022	0.000		2	0	2
825252-40-6	Invesco AIM STIT TREASURY MMF		03/01/2022	0.000		33,691,110	0	556
94975H-29-6	Wells Fargo Treasury Plus MMKT Fund - Inst		03/01/2022	0.000		78,866	0	1
8209999999	Subtotal - Exempt Money Market Mutual Funds - as Identified by the SVO					132,741,787	0	1,162
147539-67-0	DEUTSCHE INV MGT CASH ACCT GOV/AGENCY DNS-1ST		03/01/2022	0.000		76,098	0	1
25160K-20-7	DEUTSCHE GOV MMKT Gov Series Ins Shares		03/14/2022	0.000		16,765,352	0	530
26200X-20-9	Dreyfus Inst Pred Govt MMF-Hamilton		03/01/2022	0.000		2,789,757	0	45
38141W-27-3	Goldman Sachs Government Fund		03/01/2022	0.000		3,415,964	0	64
40428X-10-7	HSBC HSBC US GOVT MMKT-I		03/01/2022	0.000		45,761,253	0	0
481200-67-0	JP Morgan US Govt MMKT CP		03/01/2022	0.000		37,237,732	0	1,134
61747C-70-7	Morgan Stanley Institutional Liquidity Fund Government Port		03/11/2022	0.000		28,408,149	0	0
665278-70-1	Northern Inst Govt Select Port		03/30/2022	0.000		10,753,063	0	713
74926P-69-6	RBC US Government Money Market		03/04/2022	0.000		3,902,402	0	0
825252-88-5	Invesco AIM STIT GOVT & AGENCY-INST MMF		03/01/2022	0.000		49,086,078	0	1,851
94975P-40-5	Wells Fargo Government MMKT Fund-Inst Cls		03/01/2022	0.000		3,567,620	0	58
8309999999	Subtotal - All Other Money Market Mutual Funds					201,763,468	0	4,396
	UHC Liquidity Pool Pro Rata Share Portion		03/31/2022	0.000		2,692,640	0	0
8409999999	Subtotal - Qualified Cash Pools Under SSAP No. 2R					2,692,640	0	0
8609999999	Total Cash Equivalents					338,312,404	0	6,252

STATEMENT AS OF MARCH 31, 2022 OF UNITEDHEALTHCARE PLAN OF THE RIVER VALLEY, INC.

EXHIBIT OF PREMIUMS, ENROLLMENT AND UTILIZATION

Tennessee	1	Comprehensive (Hospital & Medical)		4	5	6	7	8	9	10	10
		2	3								
	Total	Individual	Group	Medicare Supplement	Vision Only	Dental Only	Federal Employees Health Benefit Plan	Medicare	Medicaid	Stop Loss	Other
Total Members at end of:											
1. Prior Year	569,815	14,358	81	-	-	-	-	65,234	490,142	-	-
2. First Quarter	580,326	13,902	78	-	-	-	-	69,107	497,239	-	-
3. Second Quarter	-	-	-	-	-	-	-	-	-	-	-
4. Third Quarter	-	-	-	-	-	-	-	-	-	-	-
5. Current Year	-	-	-	-	-	-	-	-	-	-	-
6. Current Year Member Months	1,734,643	44,235	241	-	-	-	-	204,372	1,485,795	-	-
Total Member Ambulatory Encounters for Year:											
7. Physician	1,734,282	29,567	250	-	-	-	-	566,039	1,138,426	-	-
8. Non-Physician	896,584	11,719	4	-	-	-	-	311,768	573,093	-	-
9. Total	2,630,866	41,286	254	-	-	-	-	877,807	1,711,519	-	-
10. Hospital Patient Days Incurred	254,502	1,054	1	-	-	-	-	18,066	235,381	-	-
11. Number of Inpatient Admissions	18,315	401	1	-	-	-	-	2,922	14,991	-	-
12. Health Premiums Written	881,524,712	10,738,197	170,159	-	-	-	-	352,717,910	517,898,446	-	-
13. Life Premiums Direct	-	-	-	-	-	-	-	-	-	-	-
14. Property/Casualty Premiums Written	-	-	-	-	-	-	-	-	-	-	-
15. Health Premiums Earned	901,862,542	10,738,197	170,159	-	-	-	-	371,194,463	519,759,723	-	-
16. Property/Casualty Premiums Earned	-	-	-	-	-	-	-	-	-	-	-
17. Amount Paid for Provision of Health Care Services	700,096,950	6,624,112	54,188	-	-	-	-	275,417,392	418,001,258	-	-
18. Amount Incurred for Provision of Health Care Services	714,870,123	6,966,927	53,883	-	-	-	-	284,991,996	422,857,317	-	-

STATEMENT AS OF MARCH 31, 2022 FOR
UNITEDHEALTHCARE PLAN OF THE RIVER VALLEY, INC.

EXHIBIT 2 - ACCIDENT AND HEALTH PREMIUMS DUE AND UNPAID

Individually list all debtors with account balances the greater of 10% of gross Premiums Receivable or \$10,000.

Name of Debtor	1-30 Days	31-60 Days	61-90 Days	Over 90 Days	Non Admitted	Admitted
Total Individuals	1,713	576	451	4,169	6,910	0
Business Benefit Alliance	-	-	-	405,487	405,487	-
Underwood Community School District	80,420					80,420
Group subscriber subtotal	80,420	-	-	405,487	405,487	80,420
Premiums due and unpaid not individually listed	119,912	12,670	-	62,398	61,399	133,582
Total group	200,332	12,670	-	467,885	466,885	214,001
Premiums due and unpaid from Medicare entities	-	-	-	-	-	-
Premiums due and unpaid from Medicaid entities	6,108,678	639	494	856	-	6,110,667
Accident and health premiums due and unpaid (Page 2, Line 15)	6,310,723	13,885	945	472,910	473,795	6,324,669

STATEMENT AS OF MARCH 31, 2022 OF UNITEDHEALTHCARE PLAN OF THE RIVER VALLEY, INC.

Exhibit 3 - Health Care Receivables

	2 1 - 30 Days	3 31 - 60 Days	4 61 - 90 Days	5 Over 90 Days	6 Nonadmitted	7 Admitted
OptumRx, Inc	59,942,155	674,815	621,847	2,072,494	2,072,494	61,238,816
0199998 Aggregate Pharmaceutical Rebate Receivables Not Individually Listed						
0199999 Total Pharmaceutical Rebate Receivables	59,942,155	674,815	621,847	2,072,494	2,072,494	61,238,816
0299998 Aggregate Claim Overpayment Receivables Not Individually Listed	826,054	232,983	149,547	12,748,366	13,751,689	205,262
0299999 Total Claim Overpayment Receivables	826,054	232,983	149,547	12,748,366	13,751,689	205,262
0399998 Aggregate Loans and Advances to Providers Not Individually Listed	0	0	0	160,000	160,000	0
0399999 Total Loans and Advances to Providers	0	0	0	160,000	160,000	0
0499998 Aggregate Capitation Arrangement Receivables Not Individually Listed	0	0	0	0	0	0
0499999 Total Capitation Arrangement Receivables	0	0	0	0	0	0
0599998 Aggregate Risk Sharing Receivables Not Individually Listed						
0599999 Total Risk Sharing Receivables	0	0	0	482,212	482,212	0
0699998 Aggregate Other Receivables Not Individually Listed						
0699999 Total Other Receivables	0	0	0	0		0
0799999 Gross Health Care Receivables	60,768,209	907,798	771,394	15,463,072	16,466,395	61,444,078

STATEMENT AS OF March 31, 2022 OF THE UnitedHealthcare Plan of the River Valley, Inc.
Exhibit 5 - Amounts Due From Parent, Subsidiaries and Affiliates

	1 Name of Affiliate	2 1 - 30 Days	3 31 -60 Days	4 61 - 90 Days	5 Over 90 Days	6 Nonadmitted	Admitted	
							7 Current	8 Non-Current
0100001	United HealthCare Services, Inc.	176,877	-	-	116,637	116,637	176,877	-
0199999	Individually listed receivables	176,877	-	-	116,637	116,637	176,877	-
0299999	Receivables not individually listed							
0399999	Total gross amounts receivable	176,877	-	-	116,637	116,637	176,877	-

STATEMENT AS OF March 31, 2022 OF THE UnitedHealthcare Plan of the River Valley, Inc.

Exhibit 6 - Amounts Due To Parent, Subsidiaries and Affiliates

	1 Affiliate	2 Description	3 Amount	4 Current	5 Non-Current
0100001	United HealthCare Services, Inc.	Intercompany Payables	87,275,485	87,275,485	-
0199999	Individually listed payables		87,275,485	87,275,485	-
0299999	Payables not individually listed		-	-	-
0399999	Total gross payables		87,275,485	87,275,485	-

Americhoice - Tennessee

Report 2A - TennCare Income Statement
CRA 2.30.14.3.3 and 2.30.14.3.4

Member Months	East	Middle	West	Total
	497,024	608,140	424,865	1,530,030
Revenues:				
TennCare Capitation	182,344,219	212,726,036	147,022,236	542,092,491
Investment	-	-	-	-
Other Revenues	(3,931,599)	(4,432,245)	(3,399,253)	(11,763,097)
Total Revenues	178,412,620	208,293,791	143,622,983	530,329,394
Estimated Expenses:				
Hospital and Medical (w/o Mental Health)				
Capitated Physician Services	-	-	-	-
Fee-for Service Physician Services	28,770,422	32,814,517	19,157,274	80,742,213
Inpatient Hospital Services	29,607,238	39,677,446	21,353,347	90,638,031
Outpatient Hospital Services	20,260,823	25,926,828	14,651,876	60,839,526
Emergency Room Services	9,410,000	8,339,010	4,517,108	22,266,118
Dental Services	-	-	-	-
Vision Services	545,811	678,945	573,637	1,798,394
Pharmacy Services	-	-	-	-
Home Health Services	2,048,540	1,582,268	709,668	4,340,476
Chiropractic Services	11,147	12,799	4,202	28,147
Radiology Services	1,844,954	2,012,926	1,149,289	5,007,169
Laboratory Services	2,659,485	2,471,965	1,458,473	6,589,923
Durable Medical Equipment Services	2,557,177	2,856,273	1,702,041	7,115,490
Transportation Services	1,060,738	1,218,723	1,129,667	3,409,128
Outside Referrals	-	-	-	-
Occupancy, Depreciation and Amortization	-	-	-	-
Other Medical and Hospital Services - Write-Ins	(126,714)	135,650	31,951	40,887
Subtotal Medical and Hospital	98,649,622	117,727,349	66,438,533	282,815,504
Mental Health and Substance Abuse Services				
Inpatient Psychiatric Facility Services	2,616,932	3,330,918	3,569,352	9,517,202
Inpatient Substance Abuse Treatment and Detox	362,144	369,845	154,096	886,085
Outpatient Mental Health Services	2,164,685	3,539,249	1,371,900	7,075,834
Outpatient Substance Abuse Treatment and Detox	731,002	880,503	329,418	1,940,923
Housing/Residential Treatment	2,494,848	2,731,919	1,325,355	6,552,122
Specialized Crisis Services	50,244	42,767	24,258	117,270
Psychiatric Rehab and Support Services	1,974,799	3,213,066	2,264,261	7,452,126
Case Management	2,097	12,815	902,962	917,875
Forensics	-	-	-	-
Other Judicial	-	-	-	-
Pharmacy	-	-	-	-
Lab Services	-	-	-	-
Transportation	66,951	87,562	42,049	196,562
Occupancy, Depreciation and Amortization	-	-	-	-
Other Mental Health and Substance Abuse Services	1,205,404	218,645	76,934	1,500,983
PCP and Specialist Services	-	-	-	-
Tennessee Health Link	3,483,650	5,239,804	1,233,132	9,956,586
Other Mental Health Services - Write-Ins	514,309	999,245	373,173	1,886,727
Subtotal MH&SAS	15,667,064	20,666,339	11,666,891	48,000,295
CHOICES				
Nursing Facility Care	27,628,800	24,645,455	21,248,964	73,523,219
HCBS Services	8,077,254	8,708,834	8,699,137	25,485,226
Subtotal CHOICES	35,706,055	33,354,290	29,948,101	99,008,445
Value Based Payouts	-	-	-	-
Value Based Recoveries	-	-	-	-
Other Medical Incentive Pool and Withhold Adjustments	-	-	-	-
Subtotal Hospital, Medical, MH&SAS, CHOICES	150,022,741	171,747,978	108,053,525	429,824,244
LESS:				
Net Reinsurance Recoveries Incurred	-	-	-	-
Copayments	-	-	-	-
Subrogation and Coordination of Benefits	-	-	-	-
Subtotal Reinsurance, Copay, Subrogation	-	-	-	-
Total Hospital, Medical, MH&SAS	150,022,741	171,747,978	108,053,525	429,824,244
Administration:				
Compensation	-	-	-	-
Direct and Allocated Admin expenses	-	-	-	-
Marketing	-	-	-	-
Interest Expense	-	-	-	-
Premium Tax Expense	10,670,551	12,457,929	8,589,719	31,718,199
Occupancy, Depreciation, and Amortization	-	-	-	-
Other Administration - Write-Ins	19,017,086	22,227,093	15,561,808	56,805,986
Total Administration Expenses	29,687,637	34,685,021	24,151,527	88,524,185
Total Expenses	179,710,378	206,432,999	132,205,052	518,348,429
Extraordinary Item	-	-	-	-
Provision for Income Tax	(272,529)	390,766	2,397,766	2,516,003
Net Income (Loss)	(1,025,229)	1,470,026	9,020,166	9,464,962
Write-Ins for Other Revenues				
Other Revenue - TennCare Bonuses	-	-	-	-
Other Revenue - ECF Administration Revenue and TennCare Bonuses	570,098	661,648	461,004	1,692,750
Other Revenue - Estimated TennCare Health Insurer Reimbursement Fee	(4,501,697)	(5,093,893)	(3,860,257)	(13,455,847)
Total Other Revenues	(3,931,599)	(4,432,245)	(3,399,253)	(11,763,097)
Write-Ins for Other Medical and Hospital				
Premium Deficiency Reserve	-	-	-	-
Other Miscellaneous	(127,534)	135,120	31,487	39,072
Other Capitated Services	821	530	465	1,816
Total Other Medical and Hospital	(126,714)	135,650	31,951	40,887
Write-Ins for Other MH & SS				
Other Capitated Services	514,309	999,245	373,173	1,886,727
Other Miscellaneous	-	-	-	-
Total Other MH & SS	514,309	999,245	373,173	1,886,727
Write-Ins for Other Administration				
Administrative Services Fee	15,764,495	16,850,246	12,878,248	45,492,989
Behavioral Healthcare Services	1,361,684	2,484,847	1,319,124	5,165,656
Other Miscellaneous	1,890,906	2,891,999	1,364,436	6,147,341
Total Other Administration	19,017,086	22,227,093	15,561,808	56,805,986

Note

The pass-through revenue and associated taxes are excluded.

Premium taxes reported on accrual basis, please reference the reconciliation of cash to Accrual basis accounting.

UnitedHealthcare Community Plan - East Tennessee
Report 2A - TennCare Income Statement
CRA 2.30.14.3.3 and 2.30.14.3.4

Member Months	Current Qtr YTD	YTD Total as of	Prior Year as of
	Total as of 3/31/2022	3/31/2022	12/31/2021
	497,024	497,024	1,905,588
Revenues:			
TennCare Capitation	182,344,219	182,344,219	694,040,975
Investment	-	-	-
Other Revenues	(3,931,599)	(3,931,599)	2,150,821
Total Revenues	178,412,620	178,412,620	696,191,796
Estimated Expenses:			
Hospital and Medical (w/o Mental Health)			
Capitated Physician Services	-	-	-
Fee-for Service Physician Services	28,770,422	28,770,422	108,298,548
Inpatient Hospital Services	29,607,238	29,607,238	89,822,040
Outpatient Hospital Services	20,260,823	20,260,823	63,470,778
Emergency Room Services	9,410,000	9,410,000	37,977,902
Dental Services	-	-	-
Vision Services	545,811	545,811	2,492,190
Pharmacy Services	-	-	-
Home Health Services	2,048,540	2,048,540	7,775,184
Chiropractic Services	11,147	11,147	-
Radiology Services	1,844,954	1,844,954	7,622,383
Laboratory Services	2,659,485	2,659,485	8,463,616
Durable Medical Equipment Services	2,557,177	2,557,177	10,323,162
Transportation Services	1,060,738	1,060,738	4,568,659
Outside Referrals	-	-	-
Occupancy, Depreciation and Amortization	-	-	-
Other Medical and Hospital Services - Write-Ins	(126,714)	(126,714)	(1,550,868)
Subtotal Medical and Hospital	98,649,622	98,649,622	339,263,594
Mental Health and Substance Abuse Services			
Inpatient Psychiatric Facility Services	2,616,932	2,616,932	9,288,109
Inpatient Substance Abuse Treatment and Detox	362,144	362,144	698,875
Outpatient Mental Health Services	2,164,685	2,164,685	8,278,860
Outpatient Substance Abuse Treatment and Detox	731,002	731,002	2,281,155
Housing/Residential Treatment	2,494,848	2,494,848	8,823,592
Specialized Crisis Services	50,244	50,244	116,598
Psychiatric Rehab and Support Services	1,974,799	1,974,799	7,871,261
Case Management	2,097	2,097	5,242
Forensics	-	-	-
Other Judicial	-	-	-
Pharmacy	-	-	-
Lab Services	-	-	-
Transportation	66,951	66,951	292,022
Occupancy, Depreciation and Amortization	-	-	-
Other Mental Health and Substance Abuse Services	1,205,404	1,205,404	4,325,007
PCP and Specialist Services	-	-	-
Tennessee Health Link	3,483,650	3,483,650	13,110,606
Other Mental Health Services - Write-Ins	514,309	514,309	2,175,439
Subtotal MH&SAS	15,667,064	15,667,064	57,266,766
CHOICES			
Nursing Facility Care	27,628,800	27,628,800	109,123,337
HCBS Services	8,077,254	8,077,254	27,390,250
Subtotal CHOICES	35,706,055	35,706,055	136,513,587
Value Based Payouts	-	-	103,120
Value Based Recoveries	-	-	(91,705)
Other Medical Incentive Pool and Withhold Adjustments	-	-	-
Subtotal Hospital, Medical, MH&SAS, CHOICES	150,022,741	150,022,741	533,238,773
LESS:			
Net Reinsurance Recoveries Incurred	-	-	-
Copayments	-	-	-
Subrogation and Coordination of Benefits	-	-	-
Subtotal Reinsurance, Copay, Subrogation	-	-	-
Total Hospital, Medical, MH&SAS	150,022,741	150,022,741	533,238,773
Administration:			
Compensation	-	-	-
Direct and Allocated Admin expenses	-	-	-
Marketing	-	-	-
Interest Expense	-	-	-
Premium Tax Expense	10,670,551	10,670,551	41,274,826
Occupancy, Depreciation, and Amortization	-	-	-
Other Administration - Write-Ins	19,017,086	19,017,086	65,649,661
Total Administration Expenses	29,687,637	29,687,637	106,924,487
Total Expenses	179,710,378	179,710,378	640,163,260
Extraordinary Item	-	-	-
Provision for Income Tax	(272,529)	(272,529)	11,765,993
Net Income (Loss)	(1,025,229)	(1,025,229)	44,262,544
Write-Ins for Other Revenues			
Other Revenue - TennCare Bonuses	-	-	-
Other Revenue - ECF Administration Revenue and TennCare Bonuses	570,098	570,098	2,150,821
Other Revenue - Estimated TennCare Health Insurer Reimbursement Fee	(4,501,697)	(4,501,697)	-
Total Other Revenues	(3,931,599)	(3,931,599)	2,150,821
Write-Ins for Other Medical and Hospital			
Premium Deficiency Reserve	-	-	-
Other Miscellaneous	(127,534)	(127,534)	(1,646,561)
Other Capitated Services	821	821	95,693
Total Other Medical and Hospital	(126,714)	(126,714)	(1,550,868)
Write-Ins for Other MH & SS			
Other Capitated Services	514,309	514,309	1,975,439
Other Miscellaneous	-	-	200,000
Total Other MH & SS	514,309	514,309	2,175,439
Write-Ins for Other Administration			
Administrative Services Fee	15,764,495	15,764,495	53,959,933
Behaviorial Healthcare Services	1,361,684	1,361,684	5,236,531
Other Miscellaneous	1,890,906	1,890,906	6,453,197
Total Other Administration	19,017,086	19,017,086	65,649,661

Note

The pass-through revenue and associated taxes are excluded.
Premium taxes reported on accrual basis, please reference the reconciliation of cash to Accrual basis accounting.

UnitedHealthcare Community Plan - Middle Tennessee
Report 2A - TennCare Income Statement
CRA 2.30.14.3.3 and 2.30.14.3.4

Member Months	Current Qtr YTD	YTD Total as of	Prior Year as of
	Total as of 3/31/2022	3/31/2022	12/31/2021
	608,140	608,140	2,319,015
Revenues:			
TennCare Capitation	212,726,036	212,726,036	792,750,260
Investment	-	-	-
Other Revenues	(4,432,245)	(4,432,245)	2,439,270
Total Revenues	208,293,791	208,293,791	795,189,530
Estimated Expenses:			
Hospital and Medical (w/o Mental Health)			
Capitated Physician Services	-	-	-
Fee-for Service Physician Services	32,814,517	32,814,517	116,305,454
Inpatient Hospital Services	39,677,446	39,677,446	126,324,186
Outpatient Hospital Services	25,926,828	25,926,828	83,385,047
Emergency Room Services	8,339,010	8,339,010	31,677,349
Dental Services	-	-	-
Vision Services	678,945	678,945	3,013,466
Pharmacy Services	-	-	-
Home Health Services	1,582,268	1,582,268	5,308,776
Chiropractic Services	12,799	12,799	-
Radiology Services	2,012,926	2,012,926	8,596,499
Laboratory Services	2,471,965	2,471,965	8,725,516
Durable Medical Equipment Services	2,856,273	2,856,273	11,729,077
Transportation Services	1,218,723	1,218,723	5,595,163
Outside Referrals	-	-	-
Occupancy, Depreciation and Amortization	-	-	-
Other Medical and Hospital Services - Write-Ins	135,650	135,650	830,619
Subtotal Medical and Hospital	117,727,349	117,727,349	401,491,152
Mental Health and Substance Abuse Services			
Inpatient Psychiatric Facility Services	3,330,918	3,330,918	12,881,479
Inpatient Substance Abuse Treatment and Detox	369,845	369,845	1,619,352
Outpatient Mental Health Services	3,539,249	3,539,249	12,087,745
Outpatient Substance Abuse Treatment and Detox	880,503	880,503	3,056,923
Housing/Residential Treatment	2,731,919	2,731,919	10,756,815
Specialized Crisis Services	42,767	42,767	218,785
Psychiatric Rehab and Support Services	3,213,066	3,213,066	12,171,495
Case Management	12,815	12,815	34,894
Forensics	-	-	-
Other Judicial	-	-	-
Pharmacy	-	-	-
Lab Services	-	-	-
Transportation	87,562	87,562	312,880
Occupancy, Depreciation and Amortization	-	-	-
Other Mental Health and Substance Abuse Services	218,645	218,645	823,310
PCP and Specialist Services	-	-	-
Tennessee Health Link	5,239,804	5,239,804	19,819,802
Other Mental Health Services - Write-Ins	999,245	999,245	3,816,341
Subtotal MH&SAS	20,666,339	20,666,339	77,599,822
CHOICES			
Nursing Facility Care	24,645,455	24,645,455	100,796,859
HCBS Services	8,708,834	8,708,834	29,372,699
Subtotal CHOICES	33,354,290	33,354,290	130,169,558
Value Based Payouts	-	-	158,834
Value Based Recoveries	-	-	(303,209)
Other Medical Incentive Pool and Withhold Adjustments	-	-	-
Subtotal Hospital, Medical, MH&SAS, CHOICES	171,747,978	171,747,978	609,722,575
LESS:			
Net Reinsurance Recoveries Incurred	-	-	-
Copayments	-	-	-
Subrogation and Coordination of Benefits	-	-	-
Subtotal Reinsurance, Copay, Subrogation	-	-	-
Total Hospital, Medical, MH&SAS	171,747,978	171,747,978	609,722,575
Administration:			
Compensation	-	-	-
Direct and Allocated Admin expenses	-	-	-
Marketing	-	-	-
Interest Expense	-	-	-
Premium Tax Expense	12,457,929	12,457,929	47,139,393
Occupancy, Depreciation, and Amortization	-	-	-
Other Administration - Write-Ins	22,227,093	22,227,093	83,161,925
Total Administration Expenses	34,685,021	34,685,021	130,301,318
Total Expenses	206,432,999	206,432,999	740,023,893
Extraordinary Item	-	-	-
Provision for Income Tax	390,766	390,766	11,584,784
Net Income (Loss)	1,470,026	1,470,026	43,580,853
Write-Ins for Other Revenues			
Other Revenue - TennCare Bonuses	-	-	-
Other Revenue - ECF Administration Revenue and TennCare Bonuses	661,648	661,648	2,439,270
Other Revenue - Estimated TennCare Health Insurer Reimbursement Fee	(5,093,893)	(5,093,893)	-
Total Other Revenues	(4,432,245)	(4,432,245)	2,439,270
Write-Ins for Other Medical and Hospital			
Premium Deficiency Reserve	-	-	-
Other Miscellaneous	135,120	135,120	719,235
Other Capitated Services	530	530	111,384
Total Other Medical and Hospital	135,650	135,650	830,619
Write-Ins for Other MH & SS			
Other Capitated Services	999,245	999,245	3,816,341
Other Miscellaneous	-	-	-
Total Other MH & SS	999,245	999,245	3,816,341
Write-Ins for Other Administration			
Administrative Services Fee	16,850,246	16,850,246	62,781,436
Behaviorial Healthcare Services	2,484,847	2,484,847	9,501,315
Other Miscellaneous	2,891,999	2,891,999	10,879,174
Total Other Administration	22,227,093	22,227,093	83,161,925

Note

The pass-through revenue and associated taxes are excluded.
Premium taxes reported on accrual basis, please reference the reconciliation of cash to Accrual basis accounting.

UnitedHealthcare Community Plan - West Tennessee
Report 2A - TennCare Income Statement
CRA 2.30.14.3.3 and 2.30.14.3.4

Member Months	Current Qtr YTD	YTD Total as of	Prior Year as of
	Total as of 3/31/2022	3/31/2022	12/31/2021
	424,865	424,865	1,635,908
Revenues:			
TennCare Capitation	147,022,236	147,022,236	557,801,776
Investment	-	-	-
Other Revenues	(3,399,253)	(3,399,253)	1,838,959
Total Revenues	143,622,983	143,622,983	559,640,735
Estimated Expenses:			
Hospital and Medical (w/o Mental Health)			
Capitated Physician Services	-	-	-
Fee-for Service Physician Services	19,157,274	19,157,274	73,441,723
Inpatient Hospital Services	21,353,347	21,353,347	78,086,646
Outpatient Hospital Services	14,651,876	14,651,876	54,112,262
Emergency Room Services	4,517,108	4,517,108	18,822,794
Dental Services	-	-	-
Vision Services	573,637	573,637	2,284,805
Pharmacy Services	-	-	-
Home Health Services	709,668	709,668	3,545,616
Chiropractic Services	4,202	4,202	-
Radiology Services	1,149,289	1,149,289	4,723,625
Laboratory Services	1,458,473	1,458,473	5,585,235
Durable Medical Equipment Services	1,702,041	1,702,041	6,826,037
Transportation Services	1,129,667	1,129,667	5,760,182
Outside Referrals	-	-	-
Occupancy, Depreciation and Amortization	-	-	-
Other Medical and Hospital Services - Write-Ins	31,951	31,951	55,486
Subtotal Medical and Hospital	66,438,533	66,438,533	253,244,411
Mental Health and Substance Abuse Services			
Inpatient Psychiatric Facility Services	3,569,352	3,569,352	14,569,756
Inpatient Substance Abuse Treatment and Detox	154,096	154,096	695,501
Outpatient Mental Health Services	1,371,900	1,371,900	4,754,353
Outpatient Substance Abuse Treatment and Detox	329,418	329,418	981,952
Housing/Residential Treatment	1,325,355	1,325,355	6,283,721
Specialized Crisis Services	24,258	24,258	106,655
Psychiatric Rehab and Support Services	2,264,261	2,264,261	10,405,882
Case Management	902,962	902,962	2,703,966
Forensics	-	-	-
Other Judicial	-	-	-
Pharmacy	-	-	-
Lab Services	-	-	-
Transportation	42,049	42,049	237,759
Occupancy, Depreciation and Amortization	-	-	-
Other Mental Health and Substance Abuse Services	76,934	76,934	309,712
PCP and Specialist Services	-	-	-
Tennessee Health Link	1,233,132	1,233,132	5,760,714
Other Mental Health Services - Write-Ins	373,173	373,173	1,438,184
Subtotal MH&SAS	11,666,891	11,666,891	48,248,154
CHOICES			
Nursing Facility Care	21,248,964	21,248,964	86,516,868
HCBS Services	8,699,137	8,699,137	30,320,237
Subtotal CHOICES	29,948,101	29,948,101	116,837,105
Value Based Payouts	-	-	96,614
Value Based Recoveries	-	-	(28,791)
Other Medical Incentive Pool and Withhold Adjustments	-	-	-
Subtotal Hospital, Medical, MH&SAS, CHOICES	108,053,525	108,053,525	418,455,075
LESS:			
Net Reinsurance Recoveries Incurred	-	-	-
Copayments	-	-	-
Subrogation and Coordination of Benefits	-	-	-
Subtotal Reinsurance, Copay, Subrogation	-	-	-
Total Hospital, Medical, MH&SAS	108,053,525	108,053,525	418,455,075
Administration:			
Compensation	-	-	-
Direct and Allocated Admin expenses	-	-	-
Marketing	-	-	-
Interest Expense	-	-	-
Premium Tax Expense	8,589,719	8,589,719	33,167,789
Occupancy, Depreciation, and Amortization	-	-	-
Other Administration - Write-Ins	15,561,808	15,561,808	53,379,570
Total Administration Expenses	24,151,527	24,151,527	86,547,359
Total Expenses	132,205,052	132,205,052	505,002,434
Extraordinary Item	-	-	-
Provision for Income Tax	2,397,766	2,397,766	11,474,043
Net Income (Loss)	9,020,166	9,020,166	43,164,258
Write-Ins for Other Revenues			
Other Revenue - TennCare Bonuses	-	-	-
Other Revenue - ECF Administration Revenue and TennCare Bonuses	461,004	461,004	1,838,959
Other Revenue - Estimated TennCare Health Insurer Reimbursement Fee	(3,860,257)	(3,860,257)	-
Total Other Revenues	(3,399,253)	(3,399,253)	1,838,959
Write-Ins for Other Medical and Hospital			
Premium Deficiency Reserve	-	-	-
Other Miscellaneous	31,487	31,487	(24,132)
Other Capitated Services	465	465	79,617
Total Other Medical and Hospital	31,951	31,951	55,486
Write-Ins for Other MH & SS			
Other Capitated Services	373,173	373,173	1,438,184
Other Miscellaneous	-	-	-
Total Other MH & SS	373,173	373,173	1,438,184
Write-Ins for Other Administration			
Administrative Services Fee	12,878,248	12,878,248	43,668,701
Behavioral Healthcare Services	1,319,124	1,319,124	5,085,427
Other Miscellaneous	1,364,436	1,364,436	4,625,442
Total Other Administration	15,561,808	15,561,808	53,379,570

Note

The pass-through revenue and associated taxes are excluded.
Premium taxes reported on accrual basis, please reference the reconciliation of cash to Accrual basis accounting.

Medical Loss Ratio Report - Non-CHOICES and CHOICES

Region: Middle
MCO: UnitedHealthcare Plan of the River Valley, Inc.
As of: 3/31/2022

Table with columns: Enrollment, Total Member Months, Incurred / Service Month, and monthly periods from Jan-21 to Mar-22. Rows include Revenue (Capitation, Accruals, Net of Taxes) and Paid/Medical Expense (CMS 1450/UB 92 Payments, CMS 1500 Payments, Behavioral Health, Long-Term Care, etc.).

Summary table with columns: FY21, FY22, CY21, CY22. Totals: FY21 \$705,456,117; FY22 \$558,986,302; CY21 \$710,651,073; CY22 \$200,132,510.

		Incurred / Service Month																		
		Jan-21	Feb-21	Mar-21	Apr-21	May-21	Jun-21	Jul-21	Aug-21	Sep-21	Oct-21	Nov-21	Dec-21	Jan-22	Feb-22	Mar-22				
IBNR Reserves	Professional IBNR	\$ 12,700	\$ 20,687	\$ 17,666	\$ 37,204	\$ 10,864	\$ 55,811	\$ 78,801	\$ 114,534	\$ 150,946	\$ 180,378	\$ 264,937	\$ 464,826	\$ 1,357,823	\$ 2,084,327	\$ 7,294,836				
	Behavioral Health IBNR	\$ 110	\$ (2,624)	\$ (3,327)	\$ 4,068	\$ 10,891	\$ (640)	\$ 9,190	\$ 26,378	\$ 41,277	\$ 4,843	\$ 75,512	\$ 140,824	\$ 192,383	\$ 776,758	\$ 5,564,877				
	LTC IBNR	\$ 566	\$ (9,425)	\$ 4,611	\$ 8,067	\$ 13,449	\$ 43,025	\$ 35,201	\$ 84,542	\$ 191,750	\$ 184,191	\$ 356,403	\$ 926,906	\$ 1,439,274	\$ 10,183,030					
	Incentive / Bonus Payment Accruals	\$ 26,893	\$ 26,893	\$ 26,893	\$ 26,893	\$ 26,893	\$ 26,893	\$ 26,893	\$ 26,893	\$ 26,893	\$ 26,893	\$ 26,893	\$ 26,893	\$ 26,893	\$ 26,893	\$ 26,893				
	Estimated Directed Payment Accruals	\$ 146,769	\$ 147,794	\$ 148,572	\$ 149,149	\$ 149,885	\$ 150,894	\$ 151,776	\$ 152,808	\$ 153,655	\$ 154,465	\$ 155,223	\$ 156,045	\$ 156,828	\$ 157,579	\$ 158,300	\$ 8,749,154			
	Other IBNR (Explain in comments)	\$ -	\$ -	\$ -	\$ -	\$ -	\$ -	\$ -	\$ -	\$ -	\$ -	\$ -	\$ -	\$ -	\$ -	\$ -	\$ -			
	Total IBNR	\$ 572,789	\$ 572,713	\$ 580,193	\$ 680,966	\$ 470,773	\$ 946,561	\$ 913,765	\$ 1,147,818	\$ 1,398,451	\$ 2,035,299	\$ 2,584,711	\$ 3,647,402	\$ 6,180,219	\$ 20,500,207	\$ 51,655,160	\$ 5,718,635	\$ 100,690,004	\$ 15,551,441	\$ 88,962,558
	Total Payments and Remaining IBNR	\$ 57,998,050	\$ 51,639,161	\$ 59,890,421	\$ 60,577,672	\$ 57,836,097	\$ 63,425,253	\$ 59,003,789	\$ 62,192,407	\$ 59,331,690	\$ 60,573,857	\$ 60,345,533	\$ 61,956,055	\$ 64,181,538	\$ 61,751,906	\$ 69,487,636	\$ 714,957,438	\$ 558,824,412	\$ 714,769,987	\$ 195,421,080

FY21	FY22		
\$ 186,853	\$ 11,991,408	\$ 1,409,354	\$ 10,736,986
\$ 30,423	\$ 6,832,040	\$ 306,501	\$ 6,534,017
\$ 37,469	\$ 13,426,733	\$ 937,816	\$ 12,549,211
\$ 295,824	\$ 242,038	\$ 322,177	\$ 80,679
\$ 1,340,332	\$ 27,525,122	\$ 2,758,544	\$ 25,659,641
\$ -	\$ -	\$ -	\$ -
\$ -	\$ -	\$ -	\$ -
\$ 5,718,635	\$ 100,690,004	\$ 15,551,441	\$ 88,962,558
\$ 714,957,438	\$ 558,824,412	\$ 714,769,987	\$ 195,421,080

CV21	CV22		
\$ -	\$ -	\$ -	\$ -
\$ -	\$ -	\$ -	\$ -
\$ (9,387)	\$ (21,543)	\$ (23,692)	\$ (4,917)
\$ (396,867)	\$ (230,360)	\$ (12,481)	\$ (597)
\$ -	\$ -	\$ -	\$ -
\$ -	\$ -	\$ -	\$ -
\$ 543,545	\$ 138,832	\$ 138,832	\$ -
\$ -	\$ -	\$ -	\$ -
\$ 715,580,445	\$ 559,172,061	\$ 715,300,821	\$ 195,429,345

Additional Items for Incurred Claims Calculation	Withholds from Payments Made to Network Providers (+)	\$ -	\$ -	\$ -	\$ -	\$ -	\$ -	\$ -	\$ -	\$ -	\$ -	\$ -	\$ -	\$ -	\$ -	\$ -	\$ -	\$ -	\$ -	
	Recoverable Claims for Anticipated Coordination of Benefits (+)	\$ -	\$ -	\$ -	\$ -	\$ -	\$ -	\$ -	\$ -	\$ -	\$ -	\$ -	\$ -	\$ -	\$ -	\$ -	\$ -	\$ -	\$ -	
	Claim Payment Recoveries Received Through Subrogation (+)	\$ (336)	\$ -	\$ -	\$ (3,798)	\$ (2,932)	\$ -	\$ -	\$ (378)	\$ (959)	\$ -	\$ (7,464)	\$ (3,286)	\$ (4,538)	\$ (2,382)	\$ (2,535)	\$ -	\$ -	\$ -	
	Overpayment Recoveries Received from Network Providers (-)	\$ (31,693)	\$ (18,610)	\$ (46,811)	\$ (31,381)	\$ (32,549)	\$ (37,471)	\$ (33,087)	\$ (50,335)	\$ (52,869)	\$ (43,944)	\$ (25,637)	\$ (11,306)	\$ (12,481)	\$ (5,597)	\$ -	\$ -	\$ (104)	\$ -	
	Prescription Drug Rebates Received and Accrued (-)	\$ -	\$ -	\$ -	\$ -	\$ -	\$ -	\$ -	\$ -	\$ -	\$ -	\$ -	\$ -	\$ -	\$ -	\$ -	\$ -	\$ -	\$ -	
	Claims Payments Recovered through Fraud Reduction Efforts (+)	\$ -	\$ -	\$ (0)	\$ (0)	\$ (0)	\$ (0)	\$ (0)	\$ (0)	\$ (0)	\$ (0)	\$ (0)	\$ 138,832	\$ -	\$ -	\$ -	\$ -	\$ -	\$ -	
	Net Payments of Receipts Related to State mandated Solvency Funds (+)	\$ -	\$ -	\$ -	\$ -	\$ -	\$ -	\$ -	\$ -	\$ -	\$ -	\$ -	\$ -	\$ -	\$ -	\$ -	\$ -	\$ -	\$ -	
	Incurred Claims	\$ 58,029,408	\$ 51,657,772	\$ 59,937,232	\$ 60,605,256	\$ 57,865,714	\$ 63,462,724	\$ 59,036,498	\$ 62,241,783	\$ 59,384,559	\$ 60,610,337	\$ 60,367,884	\$ 62,101,655	\$ 64,191,637	\$ 61,749,969	\$ 69,487,740	\$ 715,580,445	\$ 559,172,061	\$ 715,300,821	\$ 195,429,345

\$ -	\$ -	\$ -	\$ -
\$ -	\$ -	\$ -	\$ -
\$ (9,387)	\$ (21,543)	\$ (23,692)	\$ (4,917)
\$ (396,867)	\$ (230,360)	\$ (12,481)	\$ (597)
\$ -	\$ -	\$ -	\$ -
\$ -	\$ -	\$ -	\$ -
\$ 543,545	\$ 138,832	\$ 138,832	\$ -
\$ -	\$ -	\$ -	\$ -
\$ 715,580,445	\$ 559,172,061	\$ 715,300,821	\$ 195,429,345

\$ -	\$ -	\$ -	\$ -
\$ -	\$ -	\$ -	\$ -
\$ (9,387)	\$ (21,543)	\$ (23,692)	\$ (4,917)
\$ (396,867)	\$ (230,360)	\$ (12,481)	\$ (597)
\$ -	\$ -	\$ -	\$ -
\$ -	\$ -	\$ -	\$ -
\$ 543,545	\$ 138,832	\$ 138,832	\$ -
\$ -	\$ -	\$ -	\$ -
\$ 715,580,445	\$ 559,172,061	\$ 715,300,821	\$ 195,429,345

Administrative Cost Breakdown	Operational Administrative Costs																			
	Claims Processing and Member Services	\$ 288,367	\$ 289,614	\$ 293,089	\$ 293,288	\$ 296,172	\$ 296,066	\$ 310,045	\$ 305,612	\$ 307,696	\$ 310,361	\$ 321,203	\$ 328,555	\$ 391,639	\$ 404,029	\$ 994,995	\$ 6,666,832	\$ 3,674,136	\$ 3,640,069	\$ 1,790,663
	IT, Finance, and Management	\$ 1,300,012	\$ 1,207,682	\$ 1,192,216	\$ 1,612,846	\$ 1,631,019	\$ 1,352,578	\$ 574,576	\$ 523,826	\$ 714,025	\$ 471,904	\$ 443,596	\$ 714,025	\$ 419,562	\$ 352,833	\$ 1,291,037	\$ 15,931,227	\$ 3,946,727	\$ 10,952,042	\$ 1,291,037
	Marketing/Outreach	\$ 49,146	\$ 53,971	\$ 53,568	\$ 60,732	\$ 72,609	\$ 67,652	\$ (36,473)	\$ 62,544	\$ 67,923	\$ 75,720	\$ 127,451	\$ (183,026)	\$ 30,098	\$ 67,139	\$ 81,005	\$ 703,046	\$ 292,882	\$ 471,818	\$ 178,242
	Network Development	\$ 267,186	\$ 243,812	\$ 277,324	\$ 270,046	\$ 299,899	\$ 254,198	\$ 322,480	\$ 289,787	\$ 405,847	\$ 126,059	\$ 249,242	\$ 188,393	\$ 220,743	\$ 224,033	\$ 303,012	\$ 2,258,117	\$ 2,329,596	\$ 3,194,274	\$ 477,787
	Corporate Overhead Allocation (provide allocation formula across owned plans in comments)	\$ 1,305,395	\$ 1,132,868	\$ 1,452,163	\$ 980,758	\$ 1,422,496	\$ 1,028,198	\$ 2,191,209	\$ 2,190,080	\$ 2,995,764	\$ 2,693,929	\$ 2,129,994	\$ 2,081,320	\$ 2,186,898	\$ 2,223,229	\$ 3,004,080	\$ 8,584,640	\$ 21,696,503	\$ 21,604,174	\$ 7,414,207
	Reinsurance Premiums	\$ 61,154	\$ 61,243	\$ 61,477	\$ 61,581	\$ 61,694	\$ 61,848	\$ 62,243	\$ 62,445	\$ 62,579	\$ 62,798	\$ 62,964	\$ 63,173	\$ 69,557	\$ 69,728	\$ 70,308	\$ 748,781	\$ 585,796	\$ 745,202	\$ 209,593
	Administrative Costs Associated with Subcapitated Arrangements	\$ 316,054	\$ 318,698	\$ 321,352	\$ 323,163	\$ 325,205	\$ 327,086	\$ 328,754	\$ 330,986	\$ 333,257	\$ 334,798	\$ 336,745	\$ 338,838	\$ 340,827	\$ 342,375	\$ 342,819	\$ 4,404,104	\$ 3,029,398	\$ 3,934,935	\$ 6,176,200
	General Operating Expenses (rent, utilities, etc.)	\$ 167,857	\$ 161,324	\$ 157,051	\$ 192,250	\$ 100,925	\$ 105,493	\$ 168,227	\$ 128,436	\$ 207,718	\$ 133,376	\$ 127,118	\$ 169,858	\$ 190,604	\$ 133,059	\$ 159,328	\$ 1,864,746	\$ 1,420,125	\$ 1,820,033	\$ 484,992
	Medical Management	\$ 801,607	\$ 229,066	\$ 527,447	\$ 517,333	\$ 553,493	\$ 532,090	\$ 412,714	\$ 529,536	\$ 558,044	\$ 562,993	\$ 649,816	\$ 437,619	\$ 461,855	\$ 433,557	\$ 628,130	\$ 10,628,346	\$ 4,674,265	\$ 6,311,759	\$ 1,523,542
	Fraud Reduction Expenses [42 CFR § 438.8(e)(2)(iii)(B)]	\$ 45,526	\$ 42,601	\$ 46,440	\$ 45,230	\$ 50,187	\$ 42,732	\$ 46,937	\$ 47,492	\$ 61,696	\$ 49,955	\$ 44,265	\$ 68,841	\$ 91,815	\$ 99,248	\$ 91,944	\$ 648,034	\$ 1,220,195	\$ 1,209,903	\$ 283,008
	Fines and Penalties Assessed by Regulatory Authorities	\$ -	\$ -	\$ -	\$ -	\$ -	\$ -	\$ -	\$ -	\$ -	\$ -	\$ -	\$ -	\$ -	\$ -	\$ -	\$ -	\$ -	\$ -	\$ -
	Other (Explain in comments)	\$ 236,218	\$ 247,293	\$ 241,361	\$ 167,951	\$ (325,303)	\$ 231,194	\$ 204,922	\$ 274,630	\$ 372,342	\$ 247,165	\$ 207,826	\$ 191,861	\$ 291,202	\$ 603,729	\$ 340,132	\$ 1,837,176	\$ 2,733,807	\$ 2,297,458	\$ 1,235,063
	Health Care Quality Improvement and Other Expenses																			
	Activities Related to Improvement of Health Outcomes	\$ 751,388	\$ 1,284,805	\$ 1,054,640	\$ 1,125,271	\$ 1,201,614	\$ 1,087,707	\$ 1,205,635	\$ 1,208,970	\$ 1,428,371	\$ 1,005,585	\$ 1,119,029	\$ 1,183,387	\$ 914,438	\$ 1,028,422	\$ 1,174,977	\$ 11,516,065	\$ 10,268,814	\$ 13,656,403	\$ 3,117,837
	Activities to Prevent Hospital Readmission	\$ 458,523	\$ 433,311	\$ 466,794	\$ 456,686	\$ 499,229	\$ 435,944	\$ 471,948	\$ 474,897	\$ 604,746	\$ 542,963	\$ 456,875	\$ 495,653	\$ 430,497	\$ 477,003	\$ 550,128	\$ 5,678,533	\$ 4,504,710	\$ 5,797,568	\$ 1,457,628
	Improvement of Patient Safety and Reduce Medical Errors	\$ 418,514	\$ 389,614	\$ 427,092	\$ 415,254	\$ 463,349	\$ 390,737	\$ 533,994	\$ 436,012	\$ 544,016	\$ 503,334	\$ 300,463	\$ 532,922	\$ 363,832	\$ 413,999	\$ 492,208	\$ 5,507,448	\$ 4,120,779	\$ 5,355,300	\$ 1,270,039
	Wellness and Health Promotion Activities	\$ 186,066	\$ 165,239	\$ 184,057	\$ 175,590	\$ 197,704	\$ 167,470	\$ 184,921	\$ 185,359	\$ 255,443	\$ 211,970	\$ 174,853	\$ 193,353	\$ 292,207	\$ 325,491	\$ 392,556	\$ 2,284,982	\$ 2,216,152	\$ 2,282,024	\$ 1,010,253
Health Information Technology Expenses Related to Improving Health Care Quality	\$ 240,616	\$ 224,503	\$ 245,343	\$ 238,771	\$ 265,523	\$ 225,086	\$ 251,338	\$ 250,541	\$ 329,928	\$ 348,061	\$ 242,816	\$ 267,285	\$ 200,541	\$ 226,986	\$ 266,918	\$ 3,021,743	\$ 2,384,414	\$ 3,129,809	\$ 694,445	
Allowable Technology Implementation Expenses (Explain in comments)	\$ -	\$ -	\$ -	\$ -	\$ -	\$ -	\$ -	\$ -	\$ -	\$ -	\$ -	\$ -	\$ -	\$ -	\$ -	\$ -	\$ -	\$ -	\$ -	
Activities Related to External Quality Review	\$ -	\$ -	\$ -	\$ -	\$ -	\$ -	\$ -	\$ -	\$ -	\$ -	\$ -	\$ -	\$ -	\$ -	\$ -	\$ -	\$ -	\$ -	\$ -	
Fraud Prevention Expenses [42 CFR § 438.8(e)(4)]	\$ -	\$ -	\$ -	\$ -	\$ -	\$ -	\$ -	\$ -	\$ -	\$ -	\$ -	\$ -	\$ -	\$ -	\$ -	\$ -	\$ -	\$ -	\$ -	
Total Admin	\$ 6,893,628	\$ 6,485,645	\$ 7,001,413	\$ 6,936,750	\$ 7,115,816	\$ 6,606,078	\$ 7,233,871	\$ 7,301,153	\$ 9,249,395	\$ 7,680,972	\$ 6,994,257	\$ 6,903,794	\$ 6,896,314	\$ 7,431,860	\$ 9,406,182	\$ 82,284,522	\$ 69,097,798	\$ 86,402,772	\$ 23,734,356	

\$ 6,666,832	\$ 3,674,136	\$ 3,640,069	\$ 1,790,663
\$ 15,931,227	\$ 3,946,727	\$ 10,952,042	\$ 1,291,037
\$ 703,046	\$ 292,882	\$ 471,818	\$ 178,242
\$ 2,258,117	\$ 2,329,596	\$ 3,194,274	\$ 477,787
\$ 8,584,640	\$ 21,696,503	\$ 21,604,174	\$ 7,414,207
\$ 748,781	\$ 585,796	\$ 745,202	\$ 209,593
\$ 4,404,104	\$ 3,029,398	\$ 3,934,935	\$ 6,176,200
\$ 1,864,746	\$ 1,420,125	\$ 1,820,033	\$ 484,992
\$ 10,628,346	\$ 4,674,265	\$ 6,311,759	\$ 1,523,542
\$ 648,034	\$ 1,220,195	\$ 1,209,903	\$ 283,008
\$ -	\$ -	\$ -	\$ -
\$ 1,837,176	\$ 2,733,807	\$ 2,297,458	\$ 1,235,063
\$ 11,516,065	\$ 10,268,814	\$ 13,656,403	\$ 3,117,837
\$ 5,678,533	\$ 4,504,710	\$ 5,797,568	\$ 1,457,628
\$ 5,507,448	\$ 4,120,779	\$ 5,355,300	\$ 1,270,039
\$ 2,284,982	\$ 2,216,152	\$ 2,282,024	\$ 1,010,253
\$ 3,021,743	\$ 2,384,414	\$ 3,129,809	\$ 694,445
\$ -	\$ -	\$ -	\$ -
\$ -	\$ -	\$ -	\$ -
\$ -	\$ -	\$ -	\$ -
\$ 82,284,522	\$ 69,097,798	\$ 86,402,772	\$ 23,734,356

\$ 3,640,069	\$ 1,790,663
\$ 10,952,042	\$ 1,291,037
\$ 471,818	\$ 178,242
\$ 3,194,274	\$ 477,787
\$ 21,604,174	\$ 7,414,207
\$ 745,202	\$ 209,593
\$ 3,934,935	\$ 6,176,200
\$ 1,820,033	\$ 484,992
\$ 6,311,759	\$ 1,523,542
\$ 1,209,903	\$ 283,008
\$ -	\$ -
\$ 2,297,458	\$ 1,235,063
\$ 13,656,403	\$ 3,117,837
\$ 5,797,568	\$ 1,457,628
\$ 5,355,300	\$ 1,270,039
\$ 2,282,024	\$ 1,010,253
\$ 3,129,809	\$ 694,445
\$ -	\$ -
\$ -	\$ -
\$	

		Incurred / Service Month															FY21		FY22		CY21		CY22		
		Jan-21	Feb-21	Mar-21	Apr-21	May-21	Jun-21	Jul-21	Aug-21	Sep-21	Oct-21	Nov-21	Dec-21	Jan-22	Feb-22	Mar-22									
IBNR Reserves	Professional IBNR	\$ 7,453	\$ 6,064	\$ 9,917	\$ 23,113	\$ 27,882	\$ 34,153	\$ 45,786	\$ 72,548	\$ 84,229	\$ 96,921	\$ 155,486	\$ 264,240	\$ 343,494	\$ 1,384,165	\$ 4,250,557	\$ -	\$ -	\$ -	\$ -	\$ -	\$ -	\$ -	\$ -	
	Behavioral Health IBNR	\$ 2,551	\$ 1,006	\$ 2,007	\$ 1,853	\$ 9,138	\$ 12,741	\$ 17,068	\$ 107	\$ 1,293	\$ 42,673	\$ 57,965	\$ 93,801	\$ 263,113	\$ 970,435	\$ 3,714,377	\$ -	\$ -	\$ -	\$ -	\$ -	\$ -	\$ -	\$ -	
	LTC IBNR	\$ 3,126	\$ 371	\$ 5,523	\$ 11,335	\$ 14,748	\$ 22,947	\$ 23,408	\$ 59,492	\$ 108,645	\$ 133,208	\$ 180,206	\$ 361,880	\$ 742,089	\$ 1,497,527	\$ 8,739,720	\$ -	\$ -	\$ -	\$ -	\$ -	\$ -	\$ -	\$ -	
	Incentive / Bonus Payment Accruals	\$ (5,018)	\$ (5,018)	\$ (5,018)	\$ (5,018)	\$ (5,018)	\$ (5,018)	\$ (5,018)	\$ (5,018)	\$ (5,018)	\$ (5,018)	\$ (5,018)	\$ (5,018)	\$ (5,018)	\$ (5,018)	\$ (5,018)	\$ (55,200)	\$ (45,164)	\$ (60,218)	\$ (15,055)	\$ -	\$ -	\$ -	\$ -	
	Estimated Directed Payment Accruals	\$ 106,469	\$ 106,967	\$ 107,561	\$ 108,127	\$ 108,491	\$ 109,104	\$ 109,704	\$ 110,308	\$ 110,809	\$ 111,308	\$ 111,809	\$ 112,309	\$ 112,810	\$ 113,311	\$ 113,812	\$ 1,024,795	\$ 14,125,663	\$ 1,982,529	\$ 12,789,854	\$ -	\$ -	\$ -	\$ -	
	Other IBNR (Explain in comments)	\$ -	\$ -	\$ -	\$ -	\$ -	\$ -	\$ -	\$ -	\$ -	\$ -	\$ -	\$ -	\$ -	\$ -	\$ -	\$ -	\$ -	\$ -	\$ -	\$ -	\$ -	\$ -	\$ -	
	Total IBNR	\$ 163,249	\$ 173,201	\$ 172,539	\$ 242,703	\$ 240,139	\$ 407,049	\$ 434,846	\$ 564,187	\$ 717,808	\$ 1,007,377	\$ 1,377,319	\$ 2,594,002	\$ 7,969,224	\$ 13,535,285	\$ 33,657,392	\$ 2,330,590	\$ 61,857,441	\$ 8,094,419	\$ 55,161,901	\$ -	\$ -	\$ -	\$ -	
	Total Payments and Remaining IBNR	\$ 37,923,862	\$ 34,384,722	\$ 40,813,242	\$ 37,641,560	\$ 39,621,036	\$ 40,324,388	\$ 40,491,279	\$ 40,148,303	\$ 39,818,212	\$ 39,390,407	\$ 39,594,962	\$ 40,169,223	\$ 42,256,553	\$ 39,799,007	\$ 44,146,699	\$ 468,842,774	\$ 365,814,644	\$ 470,321,197	\$ 126,202,258	\$ -	\$ -	\$ -	\$ -	
	Additional Items for Incurred Claims Calculation	Withholds from Payments Made to Network Providers (+)	\$ -	\$ -	\$ -	\$ -	\$ -	\$ -	\$ -	\$ -	\$ -	\$ -	\$ -	\$ -	\$ -	\$ -	\$ -	\$ -	\$ -	\$ -	\$ -	\$ -	\$ -	\$ -	\$ -
		Recoverable Claims for Anticipated Coordination of Benefits (+)	\$ -	\$ -	\$ -	\$ -	\$ -	\$ -	\$ -	\$ -	\$ -	\$ -	\$ -	\$ -	\$ -	\$ -	\$ -	\$ -	\$ -	\$ -	\$ -	\$ -	\$ -	\$ -	\$ -
Claim Payment Recoveries Received Through Subrogation (+)		\$ (1,735)	\$ -	\$ -	\$ -	\$ -	\$ -	\$ -	\$ (1,444)	\$ -	\$ -	\$ -	\$ -	\$ -	\$ -	\$ -	\$ (2,525)	\$ (1,444)	\$ (3,179)	\$ -	\$ -	\$ -	\$ -	\$ -	
Overpayment Recoveries Received from Network Providers (-)		\$ (10,269)	\$ (7,452)	\$ (3,089)	\$ (3,481)	\$ (10,658)	\$ (14,617)	\$ (8,034)	\$ (14,858)	\$ (4,550)	\$ (14,544)	\$ (8,498)	\$ (86,147)	\$ (13,355)	\$ (285)	\$ (330)	\$ (70,732)	\$ (150,601)	\$ (186,198)	\$ (13,970)	\$ -	\$ -	\$ -	\$ -	
Prescription Drug Rebates Received and Accrued (-)		\$ -	\$ -	\$ -	\$ -	\$ -	\$ -	\$ -	\$ -	\$ -	\$ -	\$ -	\$ -	\$ -	\$ -	\$ -	\$ -	\$ -	\$ -	\$ -	\$ -	\$ -	\$ -	\$ -	
Claims Payments Recovered through Fraud Reduction Efforts (+)		\$ -	\$ -	\$ -	\$ -	\$ -	\$ -	\$ -	\$ -	\$ -	\$ -	\$ -	\$ -	\$ -	\$ -	\$ -	\$ -	\$ -	\$ -	\$ -	\$ -	\$ -	\$ -	\$ -	
Net Payments of Receipts Related to State mandated Solvency Funds (+)		\$ -	\$ -	\$ -	\$ -	\$ -	\$ -	\$ -	\$ -	\$ -	\$ -	\$ -	\$ -	\$ -	\$ -	\$ -	\$ -	\$ -	\$ -	\$ -	\$ -	\$ -	\$ -	\$ -	
Incurred Claims		\$ 37,932,396	\$ 34,392,174	\$ 40,816,332	\$ 37,645,042	\$ 39,631,694	\$ 40,339,005	\$ 40,499,313	\$ 40,161,716	\$ 39,822,761	\$ 39,404,952	\$ 39,603,460	\$ 40,255,371	\$ 42,269,908	\$ 39,799,292	\$ 44,147,029	\$ 468,910,981	\$ 365,963,801	\$ 470,504,215	\$ 126,216,229	\$ -	\$ -	\$ -	\$ -	
Administrative Cost Breakdown		Operational Administrative Costs																							
		Claims Processing and Member Services	\$ 207,494	\$ 207,622	\$ 210,556	\$ 210,753	\$ 211,832	\$ 211,776	\$ 220,542	\$ 217,708	\$ 218,891	\$ 220,519	\$ 227,010	\$ 233,265	\$ 279,171	\$ 286,347	\$ 678,337	\$ 4,729,868	\$ 2,581,791	\$ 2,597,970	\$ 1,243,855	\$ -	\$ -	\$ -	\$ -
	IT, Finance, and Management	\$ 861,468	\$ 739,762	\$ 802,654	\$ 1,046,742	\$ 970,245	\$ 809,509	\$ 351,814	\$ 318,972	\$ 433,426	\$ 288,870	\$ 271,663	\$ 9,505	\$ 299,862	\$ 222,695	\$ 320,178	\$ 10,554,960	\$ 2,516,986	\$ 6,904,631	\$ 842,736	\$ -	\$ -	\$ -	\$ -	
	Marketing/Outreach	\$ 32,974	\$ 34,802	\$ 36,576	\$ 39,705	\$ 44,298	\$ 41,349	\$ (21,251)	\$ 38,705	\$ 42,591	\$ 50,530	\$ 86,591	\$ (91,003)	\$ 21,049	\$ 42,499	\$ 50,568	\$ 465,666	\$ 220,280	\$ 335,869	\$ 114,116	\$ -	\$ -	\$ -	\$ -	
	Network Development	\$ 178,083	\$ 151,226	\$ 186,736	\$ 176,062	\$ 179,785	\$ 153,467	\$ 183,427	\$ 171,661	\$ 244,803	\$ 75,475	\$ 150,755	\$ 96,968	\$ 157,738	\$ 140,443	\$ 186,650	\$ 1,476,003	\$ 1,407,920	\$ 1,948,448	\$ 484,831	\$ -	\$ -	\$ -	\$ -	
	Corporate Overhead Allocation (provide allocation formula across owned plans in comments)	\$ 1,145,725	\$ 933,450	\$ 1,313,466	\$ 930,249	\$ 1,141,704	\$ 871,603	\$ 1,658,444	\$ 1,632,633	\$ 2,244,287	\$ 1,975,932	\$ 1,578,374	\$ 1,243,339	\$ 1,816,173	\$ 1,604,146	\$ 2,181,009	\$ 7,208,340	\$ 15,934,337	\$ 16,669,206	\$ 5,601,328	\$ -	\$ -	\$ -	\$ -	
	Reinsurance Premiums	\$ 43,142	\$ 43,199	\$ 43,302	\$ 43,435	\$ 43,356	\$ 43,380	\$ 43,653	\$ 43,723	\$ 43,788	\$ 44,073	\$ 44,189	\$ 44,222	\$ 48,402	\$ 48,604	\$ 48,884	\$ 528,498	\$ 409,537	\$ 523,461	\$ 145,891	\$ -	\$ -	\$ -	\$ -	
	Administrative Costs Associated with Subcapitated Arrangements	\$ 228,088	\$ 229,528	\$ 231,152	\$ 233,046	\$ 234,049	\$ 235,188	\$ 236,383	\$ 237,470	\$ 238,804	\$ 239,943	\$ 240,871	\$ 242,064	\$ 242,950	\$ 243,999	\$ 244,074	\$ 3,182,969	\$ 2,166,558	\$ 2,826,586	\$ 731,023	\$ -	\$ -	\$ -	\$ -	
	General Operating Expenses (rent, utilities, etc.)	\$ 76,243	\$ 77,427	\$ 72,752	\$ 95,669	\$ 33,897	\$ 38,814	\$ 83,703	\$ 48,687	\$ 102,627	\$ 56,702	\$ 78,031	\$ 19,538	\$ 111,149	\$ 40,861	\$ 59,317	\$ 773,509	\$ 600,616	\$ 784,091	\$ 211,327	\$ -	\$ -	\$ -	\$ -	
	Medical Management	\$ 294,839	\$ 294,555	\$ 300,722	\$ 291,735	\$ 312,060	\$ 300,503	\$ 207,709	\$ 306,454	\$ 329,176	\$ 331,821	\$ 382,573	\$ 266,431	\$ 267,741	\$ 251,975	\$ 382,700	\$ 6,507,944	\$ 2,726,580	\$ 3,618,577	\$ 902,416	\$ -	\$ -	\$ -	\$ -	
	Fraud Reduction Expenses [42 CFR § 438.8(e)(2)(iii)(B)]	\$ 33,394	\$ 29,337	\$ 34,983	\$ 32,853	\$ 33,892	\$ 29,142	\$ 32,838	\$ 32,851	\$ 42,792	\$ 34,776	\$ 30,712	\$ 479,280	\$ 72,321	\$ 67,830	\$ 72,391	\$ 456,674	\$ 865,790	\$ 846,850	\$ 212,542	\$ -	\$ -	\$ -	\$ -	
	Fines and Penalties Assessed by Regulatory Authorities	\$ -	\$ -	\$ -	\$ -	\$ -	\$ -	\$ -	\$ -	\$ -	\$ -	\$ -	\$ -	\$ -	\$ -	\$ -	\$ -	\$ -	\$ -	\$ -	\$ -	\$ -	\$ -	\$ -	
	Other (Explain in comments)	\$ 156,533	\$ 151,479	\$ 162,495	\$ 109,001	\$ 121,052	\$ 138,368	\$ 125,474	\$ 167,230	\$ 226,018	\$ 151,299	\$ 127,275	\$ 101,293	\$ 208,121	\$ 375,760	\$ 212,021	\$ 1,565,429	\$ 1,694,490	\$ 1,737,516	\$ 795,902	\$ -	\$ -	\$ -	\$ -	
	Health Care Quality Improvement and Other Expenses																								
	Activities Related to Improvement of Health Outcomes	\$ 531,420	\$ 468,592	\$ 555,509	\$ 522,536	\$ 538,409	\$ 465,458	\$ 536,831	\$ 523,700	\$ 681,829	\$ 433,142	\$ 481,701	\$ 472,922	\$ 495,562	\$ 502,094	\$ 614,561	\$ 6,273,522	\$ 4,742,342	\$ 6,212,048	\$ 1,612,217	\$ -	\$ -	\$ -	\$ -	
	Activities to Prevent Hospital Readmission	\$ 318,911	\$ 283,460	\$ 332,638	\$ 314,061	\$ 323,070	\$ 281,991	\$ 313,977	\$ 313,687	\$ 402,648	\$ 349,408	\$ 299,663	\$ 294,291	\$ 315,971	\$ 307,956	\$ 362,245	\$ 3,800,027	\$ 2,959,846	\$ 3,827,806	\$ 986,172	\$ -	\$ -	\$ -	\$ -	
	Improvement of Patient Safety and Reduce Medical Errors	\$ 306,010	\$ 266,088	\$ 321,281	\$ 300,336	\$ 310,364	\$ 263,898	\$ 374,986	\$ 299,692	\$ 374,302	\$ 346,374	\$ 203,615	\$ 334,086	\$ 288,092	\$ 279,421	\$ 337,706	\$ 3,847,472	\$ 2,838,274	\$ 3,701,032	\$ 905,220	\$ -	\$ -	\$ -	\$ -	
	Wellness and Health Promotion Activities	\$ 128,418	\$ 111,136	\$ 134,925	\$ 125,826	\$ 130,140	\$ 109,994	\$ 130,999	\$ 126,193	\$ 142,859	\$ 118,280	\$ 116,079	\$ 231,102	\$ 219,776	\$ 269,830	\$ -	\$ 1,555,483	\$ 1,523,729	\$ 1,543,461	\$ 720,708	\$ -	\$ -	\$ -	\$ -	
	Health Information Technology Expenses Related to Improving Health Care Quality	\$ 172,041	\$ 149,721	\$ 180,485	\$ 168,745	\$ 174,334	\$ 148,344	\$ 170,987	\$ 168,626	\$ 223,614	\$ 223,276	\$ 162,083	\$ 159,101	\$ 151,753	\$ 148,038	\$ 177,717	\$ 2,064,798	\$ 1,585,195	\$ 2,101,357	\$ 477,508	\$ -	\$ -	\$ -	\$ -	
	Allowable Technology Implementation Expenses (Explain in comments)	\$ -	\$ -	\$ -	\$ -	\$ -	\$ -	\$ -	\$ -	\$ -	\$ -	\$ -	\$ -	\$ -	\$ -	\$ -	\$ -	\$ -	\$ -	\$ -	\$ -	\$ -	\$ -	\$ -	
Activities Related to External Quality Review	\$ -	\$ -	\$ -	\$ -	\$ -	\$ -	\$ -	\$ -	\$ -	\$ -	\$ -	\$ -	\$ -	\$ -	\$ -	\$ -	\$ -	\$ -	\$ -	\$ -	\$ -	\$ -	\$ -		
Fraud Prevention Expenses [42 CFR § 438.8(e)(4)]	\$ -	\$ -	\$ -	\$ -	\$ -	\$ -	\$ -	\$ -	\$ -	\$ -	\$ -	\$ -	\$ -	\$ -	\$ -	\$ -	\$ -	\$ -	\$ -	\$ -	\$ -	\$ -	\$ -		
Total Admin	\$ 4,714,782	\$ 4,171,385	\$ 4,920,233	\$ 4,640,755	\$ 4,802,487	\$ 4,142,785	\$ 4,650,516	\$ 4,647,992	\$ 6,018,207	\$ 4,965,000	\$ 4,483,386	\$ 4,021,380	\$ 5,007,159	\$ 4,782,445	\$ 6,198,189	\$ 54,991,162	\$ 44,774,274	\$ 56,178,909	\$ 15,987,793	\$ -	\$ -	\$ -	\$ -		
MLR	MLR Numerator from 42 CFR § 438.8	\$ 39,389,195	\$ 35,671,171	\$ 42,341,170	\$ 39,076,546	\$ 41,108,112	\$ 41,608,691	\$ 42,027,993	\$ 41,593,615	\$ 41,673,765	\$ 40,900,011	\$ 40,868,801	\$ 41,631,849	\$ 43,752,389	\$ 41,256,577	\$ 45,909,089	\$ 486,452,283	\$ 379,613,188	\$ 487,889,919	\$ 130,918,054	\$ -	\$ -	\$ -	\$ -	
	MLR Denominator from 42 CFR § 438.8 (from row 28)	\$ 45,463,083	\$ 45,549,821	\$ 45,708,361	\$ 45,426,527	\$ 45,442,929	\$ 45,389,560	\$ 45,673,779	\$ 45,775,195	\$ 45,856,296	\$ 46,155,707	\$ 46,225,733	\$ 46,412,535	\$ 49,528,621	\$ 49,547,437	\$ 49,887,430	\$ 549,065,414	\$ 425,062,732	\$ 549,079,525	\$ 148,963,488	\$ -	\$ -	\$ -	\$ -	
	MLR in Compliance with 42 CFR § 438.8	86.6%	78.3%	92.6%	86.0%	90.5%	91.7%	92.0%	90.9%	90.9%	88.6%	88.4%	89.7%	88.3%	83.3%	92.0%	88.6%	89.3%	88.9%	87.9%	\$ -	\$ -	\$ -	\$ -	
	Alternate MLR Numerator	\$ 37,932,396	\$ 34,392,174	\$ 40,816,332	\$ 37,645,042	\$ 39,631,694	\$ 40,339,005	\$ 40,499,313	\$ 40,161,716	\$ 39,822,761	\$ 39,404,952	\$ 39,603,460	\$ 40,255,371	\$ 42,269,908	\$ 39,799,292	\$ 44,147,029	\$ 468,910,981	\$ 365,963,801	\$ 470,504,215	\$ 126,216,229	\$ -	\$ -	\$ -	\$ -	
	Alternate MLR Denominator (from row 29)	\$ 42,026,592	\$ 40,191,695	\$ 42,208,216	\$ 42,361,886	\$ 41,583,440	\$ 42,367,630	\$ 42,608,561	\$ 42,691,647	\$ 42,752,156	\$ 43,001,968	\$ 43,108,685	\$ 43,164,327	\$ 46,368,065	\$ 47,003,413	\$ 48,178,037	\$ 501,684,839	\$ 398,876,860	\$ 508,066,803	\$ 141,549,515	\$ -	\$ -	\$ -	\$ -	
Alternate MLR	90.3%	85.6%	96.7%	88.9%	95.3%	95.2%	95.0%	94.1%	93.1%	91.6%	91.9%	93.3%	91.2%	84.7%	91.6%	93.5%	91.7%	92.6%	89.2%	\$ -	\$ -	\$ -	\$ -		
Additional Metrics	Per Member Incurred Claims	\$ 289.08	\$ 260.98	\$ 307.61	\$ 281.64	\$ 295.28	\$ 299.13	\$ 299.05	\$ 294.89	\$ 291.29	\$ 287.11	\$ 287.55	\$ 290.40	\$ 303.96	\$ 285.73	\$ 316.02	\$ 299.35	\$ 295.14	\$ 290						

Incurred / Service Month		Jan-21	Feb-21	Mar-21	Apr-21	May-21	Jun-21	Jul-21	Aug-21	Sep-21	Oct-21	Nov-21	Dec-21	Jan-22	Feb-22	Mar-22	FY21	FY22	CY21	CY22																										
Additional Items for Incurred Claims Calculation	Withholds from Payments Made to Network Providers (+)																\$	-	\$	-	\$	-	\$	-																						
	Recoverable Claims for Anticipated Coordination of Benefits (+)																\$	-	\$	-	\$	-	\$	-																						
	Claim Payment Recoveries Received Through Subrogation (+)																\$	-	\$	-	\$	-	\$	-																						
	Overpayment Recoveries Received from Network Providers (-)																\$	-	\$	-	\$	-	\$	-																						
	Prescription Drug Rebates Received and Accrued (-)																\$	-	\$	-	\$	-	\$	-																						
	Claims Payments Recovered through Fraud Reduction Efforts (+)																\$	-	\$	-	\$	-	\$	-																						
	Net Payments of Receipts Related to State mandated Solvency Funds (+)																\$	-	\$	-	\$	-	\$	-																						
Incurred Claims																	\$	431,453	\$	579,195	\$	567,957	\$	470,091	\$	482,758	\$	502,840	\$	548,072	\$	997,853	\$	659,735	\$	680,380	\$	685,617	\$	724,314	\$	740,633	\$	809,276	\$	891,145
Administrative Cost Breakdown	Operational Administrative Costs																																													
	Claims Processing and Member Services	\$	7,206	\$	7,202	\$	7,114	\$	6,997	\$	6,697	\$	6,734	\$	6,831	\$	6,951	\$	7,052	\$	7,155	\$	7,298	\$	7,331	\$	7,616	\$	7,488	\$	17,659															
	IT, Finance, and Management	\$	3,879	\$	4,087	\$	2,056	\$	4,045	\$	2,825	\$	2,701	\$	2,883	\$	2,710	\$	2,055	\$	2,393	\$	3,777	\$	1,724	\$	6,258	\$	11,295	\$	13,438															
	Marketing/Outreach	\$	-	\$	7	\$	-	\$	6	\$	-	\$	0	\$	-	\$	0	\$	-	\$	1	\$	1,145	\$	-	\$	-	\$	15	\$	-															
	Network Development	\$	8,642	\$	8,773	\$	3,887	\$	7,395	\$	5,374	\$	5,714	\$	6,110	\$	5,931	\$	4,159	\$	4,727	\$	8,259	\$	3,956	\$	5,182	\$	7,214	\$	7,961															
	Corporate Overhead Allocation (provide allocation formula across owned plans in comments)	\$	33,509	\$	34,024	\$	40,440	\$	33,397	\$	31,753	\$	31,653	\$	33,704	\$	29,981	\$	20,427	\$	33,222	\$	31,475	\$	18,576	\$	15,426	\$	25,929	\$	32,203															
	Reinsurance Premiums	\$	887	\$	899	\$	901	\$	880	\$	786	\$	798	\$	815	\$	833	\$	850	\$	880	\$	899	\$	917	\$	1,063	\$	1,051	\$	957															
	Administrative Costs Associated with Subcapitated Arrangements	\$	-	\$	-	\$	-	\$	-	\$	-	\$	-	\$	-	\$	-	\$	-	\$	-	\$	-	\$	-	\$	-	\$	-	\$	-	2														
	General Operating Expenses (rent, utilities, etc.)	\$	858	\$	858	\$	495	\$	785	\$	(112)	\$	430	\$	454	\$	1,321	\$	1,209	\$	1,314	\$	670	\$	591	\$	2,210	\$	672	\$	735															
	Medical Management	\$	3,179	\$	3,176	\$	3,140	\$	3,059	\$	2,931	\$	3,010	\$	(1,802)	\$	2,985	\$	(331)	\$	1,925	\$	4,082	\$	1,423	\$	2,118	\$	2,060	\$	6,213															
	Fraud Reduction Expenses [42 CFR § 438.8(e)(2)(iii)(B)]	\$	728	\$	732	\$	779	\$	744	\$	705	\$	700	\$	676	\$	712	\$	1,071	\$	791	\$	722	\$	9,042	\$	233	\$	1,457	\$	1,705															
	Fines and Penalties Assessed by Regulatory Authorities	\$	-	\$	-	\$	-	\$	-	\$	-	\$	-	\$	-	\$	-	\$	-	\$	-	\$	-	\$	-	\$	-	\$	-	\$	-	-														
	Other (Explain in comments)	\$	1,991	\$	1,987	\$	925	\$	1,814	\$	1,272	\$	1,827	\$	1,842	\$	4,965	\$	2,472	\$	3,801	\$	4,877	\$	2,305	\$	3,737	\$	5,095	\$	5,643															
	Health Care Quality Improvement and Other Expenses																																													
	Activities Related to Improvement of Health Outcomes	\$	8,451	\$	8,508	\$	9,263	\$	8,773	\$	8,282	\$	8,197	\$	11,485	\$	8,541	\$	17,624	\$	10,158	\$	9,218	\$	5,909	\$	(9,770)	\$	8,689	\$	11,207															
	Activities to Prevent Hospital Readmission	\$	4,786	\$	4,818	\$	5,246	\$	4,968	\$	4,690	\$	4,642	\$	4,409	\$	4,695	\$	7,834	\$	5,344	\$	4,710	\$	4,853	\$	(6,037)	\$	4,590	\$	5,484															
	Improvement of Patient Safety and Reduce Medical Errors	\$	5,868	\$	5,900	\$	6,384	\$	6,063	\$	5,731	\$	5,680	\$	5,426	\$	5,746	\$	8,735	\$	7,009	\$	4,069	\$	5,211	\$	(6,228)	\$	5,446	\$	6,417															
	Wellness and Health Promotion Activities	\$	2,309	\$	2,324	\$	2,531	\$	2,397	\$	2,263	\$	2,239	\$	2,833	\$	2,265	\$	3,980	\$	2,682	\$	2,380	\$	26,806	\$	(2,728)	\$	4,360	\$	5,190															
	Health Information Technology Expenses Related to Improving Health Care Quality	\$	2,987	\$	3,007	\$	3,274	\$	3,101	\$	2,927	\$	2,897	\$	3,193	\$	2,946	\$	5,000	\$	3,396	\$	3,007	\$	(1,719)	\$	(3,717)	\$	2,527	\$	3,028															
	Allowable Technology Implementation Expenses (Explain in comments)	\$	-	\$	-	\$	-	\$	-	\$	-	\$	-	\$	-	\$	-	\$	-	\$	-	\$	-	\$	-	\$	-	\$	-	\$	-	-														
	Activities Related to External Quality Review	\$	-	\$	-	\$	-	\$	-	\$	-	\$	-	\$	-	\$	-	\$	-	\$	-	\$	-	\$	-	\$	-	\$	-	\$	-	-														
	Fraud Prevention Expenses [42 CFR § 438.8(e)(4)]	\$	-	\$	-	\$	-	\$	-	\$	-	\$	-	\$	-	\$	-	\$	-	\$	-	\$	-	\$	-	\$	-	\$	-	\$	-	-														
Total Admin	\$	85,279	\$	86,302	\$	86,437	\$	84,423	\$	76,124	\$	77,223	\$	78,858	\$	80,584	\$	82,137	\$	84,797	\$	86,589	\$	86,925	\$	15,363	\$	87,888	\$	113,662																
MLR Calculations	MLR Numerator from 42 CFR § 438.8	\$	455,854	\$	603,753	\$	594,655	\$	495,392	\$	506,651	\$	526,496	\$	575,417	\$	1,022,047	\$	702,908	\$	708,969	\$	709,000	\$	765,373	\$	712,153	\$	834,889	\$	922,469															
	MLR Denominator from 42 CFR § 438.8 (from row 28)	\$	790,418	\$	815,384	\$	816,099	\$	788,503	\$	711,450	\$	722,775	\$	741,752	\$	802,364	\$	782,142	\$	809,702	\$	826,089	\$	844,986	\$	999,218	\$	987,859	\$	899,310															
	MLR in Compliance with 42 CFR § 438.8		57.7%		74.0%		72.9%		62.8%		71.2%		72.8%		77.6%		127.4%		89.9%		87.6%		85.8%		90.6%		71.3%		84.5%		102.6%															
	Alternate MLR Numerator	\$	431,453	\$	579,195	\$	567,957	\$	470,091	\$	482,758	\$	502,840	\$	548,072	\$	997,853	\$	659,735	\$	680,380	\$	685,617	\$	724,314	\$	740,633	\$	809,276	\$	891,145															
Alternate MLR Denominator (from row 29)	\$	924,755	\$	940,767	\$	945,182	\$	923,692	\$	815,558	\$	828,653	\$	848,615	\$	869,651	\$	888,847	\$	922,175	\$	944,294	\$	963,479	\$	994,258	\$	988,272	\$	920,223																
Alternate MLR		46.7%		61.6%		60.1%		50.9%		59.2%		60.7%		64.6%		74.2%		73.8%		72.6%		72.6%		75.2%		74.5%		81.9%		96.8%																
Additional Metrics	Per Member Incurred Claims	\$	90.79	\$	123.07	\$	120.90	\$	102.10	\$	107.78	\$	114.09	\$	122.86	\$	218.23	\$	143.50	\$	146.44	\$	144.79	\$	149.25	\$	155.28	\$	171.67	\$	188.69															
	Reserve Total as a Percentage of Total Payments		0.1%		0.3%		0.2%		0.3%		0.5%		0.9%		1.1%		1.8%		1.8%		2.5%		4.0%		8.0%		5.6%		24.8%		71.2%															
Administrative Cost Percentages	Total Administrative Costs as % of Gross Revenue		9.62%		9.60%		9.59%		9.59%		9.68%		9.68%		9.67%		9.67%		9.63%		9.67%		9.63%		9.48%		1.45%		8.36%		11.88%															
	Fixed Admin		0.36%		0.35%		0.35%		0.35%		0.37%		0.38%		0.37%		0.38%		0.45%		0.16%		0.45%		0.16%		0.20%		0.21%		0.20%															
	Care Coordination Costs, excluding QI Expenses		2.75%		2.73%		2.96%		2.87%		3.04%		2.97%		3.36%		3.29%		2.90%		5.08%		3.25%		2.60%		4.48%		-2.68%		2.44%		3.27%													
	Quality Improvement Expenses		6.66%		6.68%		6.69%		6.70%		6.62%		6.63%		6.65%		6.66%		6.68%		6.69%		6.70%		6.71%		5.97%		6.00%		5.98%															

Medical Loss Ratio Report - CoverKids

MCO: **UnitedHealthcare Plan of the River Valley, Inc - West**
 As of: **3/31/2022**

		Incurred / Service Month														<i>(incomplete)</i>		<i>(incomplete)</i>			
		Jan-21	Feb-21	Mar-21	Apr-21	May-21	Jun-21	Jul-21	Aug-21	Sep-21	Oct-21	Nov-21	Dec-21	Jan-22	Feb-22	Mar-22	FY21	FY22	CV21	CV22	
Enrollment	Adult Females (Age 19+)	750	759	781	779	675	637	660	694	710	737	763	794	812	805	801	4,381	6,777	8,739	2,419	
	Adult Males (Age 19+)	25	24	26	21	24	27	32	38	43	48	52	55	42	39	36	147	387	417	117	
	All Children (Under Age 19)	2197	2140	2113	2044	2003	1998	2024	2045	2034	2031	2039	2037	2032	2014	2001	12,495	18,257	24,706	6,047	
	Total Member Months	2,972	2,923	2,920	2,845	2,701	2,663	2,717	2,778	2,788	2,816	2,854	2,886	2,887	2,858	2,838	17,024	25,421	33,862	8,583	
Revenue	Capitation Revenue for All Members	\$ 709,089	\$ 709,746	\$ 716,053	\$ 698,183	\$ 592,834	\$ 595,112	\$ 617,634	\$ 630,654	\$ 640,751	\$ 662,159	\$ 676,620	\$ 691,636	\$ 718,509	\$ 722,243	\$ 660,309	\$ 4,021,018	\$ 6,020,515	\$ 7,940,472	\$ 2,101,061	
	Withholds	\$ -	\$ -	\$ -	\$ -	\$ -	\$ -	\$ -	\$ (7)	\$ -	\$ -	\$ -	\$ (3)	\$ (7)	\$ 467	\$ 16,508	\$ -	\$ 16,958	\$ (10)	\$ 16,968	
	Accrual for ACA Health Insurer Fee (gross)	\$ -	\$ -	\$ -	\$ -	\$ -	\$ -	\$ -	\$ -	\$ -	\$ -	\$ -	\$ -	\$ -	\$ -	\$ -	\$ -	\$ -	\$ -	\$ -	
	Risk Sharing Mechanism Receipts	\$ -	\$ -	\$ -	\$ -	\$ -	\$ -	\$ -	\$ -	\$ -	\$ -	\$ -	\$ -	\$ -	\$ -	\$ -	\$ -	\$ -	\$ -	\$ -	
	Reinsurance Recovery	\$ -	\$ -	\$ -	\$ -	\$ -	\$ -	\$ -	\$ -	\$ -	\$ -	\$ -	\$ -	\$ -	\$ -	\$ -	\$ -	\$ -	\$ -	\$ -	
	Unpaid Cost Sharing Amounts	\$ -	\$ -	\$ -	\$ -	\$ -	\$ -	\$ -	\$ -	\$ -	\$ -	\$ -	\$ -	\$ -	\$ -	\$ -	\$ -	\$ -	\$ -	\$ -	
	Changes to Unearned Premium Reserves	\$ -	\$ -	\$ -	\$ -	\$ -	\$ -	\$ -	\$ -	\$ -	\$ -	\$ -	\$ -	\$ -	\$ -	\$ -	\$ -	\$ -	\$ -	\$ -	
	Other Accruals (Explain in comments)	\$ (83,337)	\$ (83,52)	\$ (86,722)	\$ (85,043)	\$ (63,996)	\$ (65,659)	\$ (69,267)	\$ (72,077)	\$ (74,465)	\$ (77,624)	\$ (80,955)	\$ (84,873)	\$ (12,518)	\$ (467)	\$ (22,154)	\$ (468,409)	\$ (494,401)	\$ (927,670)	\$ (35,140)	
	Gross Revenue	\$ 625,752	\$ 626,095	\$ 629,331	\$ 613,141	\$ 528,838	\$ 529,453	\$ 548,367	\$ 558,570	\$ 566,286	\$ 584,536	\$ 595,665	\$ 606,760	\$ 705,984	\$ 722,243	\$ 654,662	\$ 3,552,608	\$ 5,543,072	\$ 7,012,792	\$ 2,082,889	
	Accrual for ACA Health Insurer Fee (gross, from above)	\$ -	\$ -	\$ -	\$ -	\$ -	\$ -	\$ -	\$ -	\$ -	\$ -	\$ -	\$ -	\$ -	\$ -	\$ -	\$ -	\$ -	\$ -	\$ -	
	State Premium Tax	\$ 42,545	\$ 42,585	\$ 42,963	\$ 41,891	\$ 35,570	\$ 35,707	\$ 37,058	\$ 37,839	\$ 38,445	\$ 39,730	\$ 40,597	\$ 41,498	\$ 43,111	\$ 43,335	\$ 39,619	\$ 241,261	\$ 361,231	\$ 476,428	\$ 126,064	
	Federal Taxes and Assessments [42 CFR § 438.8 (f)(3)(iii)]	\$ 37,481	\$ 52,086	\$ 31,579	\$ 39,925	\$ 27,952	\$ 28,825	\$ 31,397	\$ 19,219	\$ 19,764	\$ 18,307	\$ 37,040	\$ 31,302	\$ -	\$ -	\$ -	\$ 217,849	\$ 157,029	\$ 374,878	\$ -	
	Community Benefit Expenditures [42 CFR § 438.8 (f)(3)(iv)]	\$ -	\$ -	\$ -	\$ -	\$ -	\$ -	\$ -	\$ -	\$ -	\$ -	\$ -	\$ -	\$ -	\$ -	\$ -	\$ -	\$ -	\$ -	\$ -	
	Other Federal, State, Local Taxes and Licensing and Regulatory Fees	\$ -	\$ -	\$ -	\$ -	\$ -	\$ -	\$ -	\$ -	\$ -	\$ -	\$ -	\$ -	\$ -	\$ -	\$ -	\$ -	\$ -	\$ -	\$ -	
	Revenue Net of Taxes and Fees (CMS' MLR Denominator)	\$ 545,725	\$ 531,424	\$ 554,789	\$ 531,325	\$ 465,315	\$ 464,921	\$ 479,912	\$ 501,511	\$ 508,078	\$ 526,499	\$ 518,028	\$ 533,959	\$ 662,873	\$ 678,908	\$ 615,044	\$ 3,093,499	\$ 5,024,812	\$ 6,161,485	\$ 1,956,825	
	Alternate MLR Denominator	\$ 666,544	\$ 667,162	\$ 673,090	\$ 656,292	\$ 557,264	\$ 559,405	\$ 580,576	\$ 592,808	\$ 602,306	\$ 622,430	\$ 636,023	\$ 650,134	\$ 675,392	\$ 679,376	\$ 637,198	\$ 3,779,757	\$ 5,676,242	\$ 7,464,034	\$ 1,991,965	
	Paid Medical Expense	Medical Services																			
		CMS 1450/UB 92 Payments																			
		Inpatient - Maternity	\$ 423	\$ 2,854	\$ 8,510	\$ -	\$ 3,146	\$ 5,708	\$ -	\$ 1,694	\$ 3,175	\$ -	\$ -	\$ 3,716	\$ 8,881	\$ -	\$ -	\$ 20,641	\$ 17,467	\$ 25,511	\$ 12,597
		Inpatient - Newborn	\$ -	\$ 3,848	\$ -	\$ 1,140	\$ 9,907	\$ -	\$ 6,080	\$ 919	\$ -	\$ -	\$ 9,894	\$ 1,345	\$ 782	\$ -	\$ -	\$ 14,895	\$ 9,820	\$ 31,788	\$ 2,127
		Inpatient - Medical	\$ 8,081	\$ 3,538	\$ 24,647	\$ 24,598	\$ 2,680	\$ 7,003	\$ 10,556	\$ 20,353	\$ 7,237	\$ 86,441	\$ 5,051	\$ 10,750	\$ 10,242	\$ 24,955	\$ 5,288	\$ 70,547	\$ 180,873	\$ 210,936	\$ 40,485
		Inpatient - Surgery	\$ 65,380	\$ -	\$ -	\$ 295	\$ -	\$ 4,670	\$ -	\$ -	\$ 6,743	\$ -	\$ -	\$ -	\$ -	\$ -	\$ -	\$ 70,345	\$ 6,743	\$ -	\$ -
Inpatient - Other		\$ 44,390	\$ 36,633	\$ 51,378	\$ 38,692	\$ 59,032	\$ 44,635	\$ 50,799	\$ 82,413	\$ 74,061	\$ 57,760	\$ 57,070	\$ 75,590	\$ 72,294	\$ 97,270	\$ 14,123	\$ 274,760	\$ 581,742	\$ 672,815	\$ 183,688	
Outpatient - Emergency Room		\$ 10,498	\$ 10,515	\$ 17,249	\$ 12,007	\$ 14,219	\$ 17,464	\$ 13,707	\$ 20,467	\$ 18,727	\$ 15,360	\$ 15,765	\$ 13,927	\$ 12,106	\$ 12,044	\$ 12,528	\$ 81,952	\$ 134,631	\$ 179,905	\$ 36,678	
Outpatient - Laboratory		\$ 2,180	\$ 894	\$ 4,577	\$ 2,516	\$ 2,685	\$ 1,579	\$ 2,965	\$ 6,216	\$ 4,270	\$ 3,761	\$ 2,961	\$ 1,826	\$ 4,036	\$ 3,414	\$ 787	\$ 14,430	\$ 30,236	\$ 36,430	\$ 8,236	
Outpatient - Radiology		\$ 8,717	\$ 2,816	\$ 5,203	\$ 3,040	\$ 5,701	\$ 3,423	\$ 10,700	\$ 5,958	\$ 7,981	\$ 7,031	\$ 9,773	\$ 10,237	\$ 6,204	\$ 2,410	\$ 3,342	\$ 28,899	\$ 63,638	\$ 80,580	\$ 11,957	
Outpatient - Surgery		\$ 13,549	\$ 9,998	\$ 18,696	\$ 12,674	\$ 15,005	\$ 19,195	\$ 11,190	\$ 7,881	\$ 28,692	\$ 11,695	\$ 8,368	\$ 5,400	\$ 8,720	\$ 4,390	\$ 2,536	\$ 88,516	\$ 88,872	\$ 161,742	\$ 15,646	
Outpatient - Other		\$ 9,638	\$ 12,954	\$ 17,250	\$ 15,956	\$ 8,927	\$ 8,986	\$ 9,303	\$ 8,999	\$ 10,196	\$ 6,485	\$ 6,571	\$ 7,299	\$ 9,105	\$ 7,311	\$ 3,228	\$ 73,711	\$ 67,997	\$ 122,164	\$ 19,544	
CMS 1500 Payments																					
Professional - E&M		\$ 42,734	\$ 29,106	\$ 48,364	\$ 46,212	\$ 38,351	\$ 37,854	\$ 44,112	\$ 58,854	\$ 47,289	\$ 56,844	\$ 44,871	\$ 39,011	\$ 49,125	\$ 38,335	\$ 26,494	\$ 242,622	\$ 404,955	\$ 533,623	\$ 113,954	
Professional - Home Health		\$ 244	\$ 378	\$ 970	\$ 848	\$ 355	\$ 663	\$ 457	\$ 386	\$ 552	\$ 1,115	\$ 570	\$ 859	\$ 1,009	\$ 662	\$ 210	\$ 3,358	\$ 5,821	\$ 7,298	\$ 1,881	
Professional - Maternity		\$ 20,441	\$ 17,330	\$ 29,596	\$ 18,875	\$ 34,246	\$ 25,238	\$ 24,583	\$ 43,620	\$ 41,850	\$ 32,006	\$ 29,296	\$ 38,983	\$ 47,844	\$ 54,866	\$ 18,648	\$ 145,724	\$ 331,696	\$ 356,063	\$ 121,358	
Professional - Surgery		\$ 5,074	\$ 5,186	\$ 8,431	\$ 6,987	\$ 4,940	\$ 5,994	\$ 7,226	\$ 4,234	\$ 6,749	\$ 11,672	\$ 3,387	\$ 3,106	\$ 10,538	\$ 2,244	\$ 1,524	\$ 36,511	\$ 50,681	\$ 72,886	\$ 14,306	
Professional - DME		\$ 1,473	\$ 2,914	\$ 7,349	\$ 1,747	\$ 2,644	\$ 2,384	\$ 2,245	\$ 1,405	\$ 2,057	\$ 2,101	\$ 2,120	\$ 2,603	\$ 1,624	\$ 1,414	\$ 1,023	\$ 18,511	\$ 16,592	\$ 31,041	\$ 4,062	
Professional - Lab		\$ 9,422	\$ 5,421	\$ 9,410	\$ 6,821	\$ 8,883	\$ 24,669	\$ 26,548	\$ 14,296	\$ 21,024	\$ 11,307	\$ 16,473	\$ 12,975	\$ 13,577	\$ 7,639	\$ 6,342	\$ 64,626	\$ 130,182	\$ 167,249	\$ 27,558	
Professional - Radiology		\$ 7,857	\$ 6,472	\$ 9,455	\$ 10,828	\$ 9,289	\$ 8,788	\$ 8,357	\$ 9,367	\$ 12,491	\$ 15,796	\$ 10,926	\$ 9,099	\$ 8,335	\$ 7,877	\$ 4,117	\$ 52,690	\$ 86,366	\$ 118,726	\$ 20,329	
Professional - Transportation		\$ 895	\$ 1,659	\$ 1,291	\$ 951	\$ 1,178	\$ 3,201	\$ 549	\$ 1,829	\$ 1,740	\$ 4,692	\$ 1,363	\$ 3,115	\$ 2,503	\$ 1,378	\$ 360	\$ 9,175	\$ 17,529	\$ 22,463	\$ 4,241	
Professional - Chiropractor		\$ 84	\$ 103	\$ -	\$ -	\$ -	\$ -	\$ 11	\$ -	\$ -	\$ -	\$ -	\$ -	\$ -	\$ -	\$ -	\$ 187	\$ 11	\$ 198	\$ -	
Professional - Other		\$ 26,813	\$ 29,286	\$ 44,644	\$ 30,789	\$ 20,763	\$ 28,304	\$ 20,827	\$ 53,359	\$ 42,597	\$ 29,366	\$ 28,561	\$ 32,284	\$ 33,193	\$ 34,481	\$ 9,971	\$ 180,599	\$ 284,640	\$ 387,593	\$ 77,645	
Behavioral Health Payments																					
Inpatient		\$ 4,816	\$ -	\$ 10,209	\$ 17,100	\$ 18,799	\$ 11,489	\$ 4,377	\$ 5,672	\$ 18,566	\$ 9,627	\$ 112	\$ 4,849	\$ 30,945	\$ 20,411	\$ -	\$ 62,413	\$ 94,559	\$ 105,616	\$ 51,356	
Outpatient		\$ 1,025	\$ -	\$ 2,964	\$ 4,963	\$ 217	\$ -	\$ 205	\$ 1,000	\$ 1,000	\$ 284	\$ 164	\$ -	\$ -	\$ 4,686	\$ -	\$ 9,169	\$ 7,339	\$ 11,822	\$ 4,686	
Professional		\$ 6,649	\$ 6,684	\$ 8,260	\$ 5,704	\$ 3,966	\$ 4,243	\$ 4,575	\$ 4,554	\$ 4,456	\$ 7,473	\$ 8,955	\$ 8,198	\$ 47,938	\$ 5,717	\$ 1,196	\$ 35,506	\$ 47,938	\$ 73,716	\$ 9,727	
Laboratory / Radiology																					
Emergency																					
Supported Housing																					
Intensive Outpatient		\$ -	\$ -	\$ -	\$ -	\$ -	\$ -	\$ 194	\$ 97	\$ -	\$ -	\$ -	\$ -	\$ 291	\$ -	\$ -	\$ -	\$ 291	\$ 291	\$ -	
Partial Hospitalization		\$ 264	\$ 271	\$ 153	\$ 249	\$ 332	\$ 520	\$ 209	\$ 306	\$ 180	\$ 232	\$ 326	\$ 429	\$ 105	\$ 206	\$ 264	\$ 1,788	\$ 2,257	\$ 3,470	\$ 575	
In Home																					
Transportation																					
Twenty-Three Hour		\$ -	\$ -	\$ 81	\$ -	\$ 132	\$ 81	\$ -	\$ 141	\$ -	\$ -	\$ -	\$ 81	\$ -	\$ 81	\$ -	\$ 293	\$ 303	\$ 515	\$ 81	
Health Link Activity payments		\$ 177	\$ -	\$ 177	\$ 177	\$ 354	\$ 354	\$ -	\$ 177	\$ -	\$ -	\$ -	\$ -	\$ -	\$ -	\$ -	\$ 1,237	\$ 177	\$ 1,414	\$ -	
Other																					
Long-Term Care Payments																					
Hospice																					
Nursing Facility (Lvl 1 and Lvl 2 combined)																					
Home and Community Based Services																					
Acuity and Quality Pmts																					
Capitation and other Non-System Payments (excluding associated admin)																					
Primary Care Physician		\$ -	\$ -	\$ -	\$ -	\$ -	\$ -	\$ -	\$ -	\$ -	\$ -	\$ -	\$ -	\$ -	\$ -	\$ -	\$ -	\$ -	\$ -	\$ -	
Specialty																					
Dental																					
Vision		\$ 5,042	\$ 3,413	\$ 8,493	\$ 6,146	\$ 2,868	\$ 5,453	\$ 4,885	\$ 4,240	\$ 6,622	\$ 6,153	\$ 2,845	\$ 3,926	\$ 2,683	\$ 3,824	\$ 4,286	\$ 31,415	\$ 39,464	\$ 60,085	\$ 10,793	
Behavioral Health																					
Grant Payments																					
Subcontractor Payments for Mental Health / Substance Abuse				</																	

		Incurred / Service Month														FY21		FY22		CY21		CY22			
		Jan-21	Feb-21	Mar-21	Apr-21	May-21	Jun-21	Jul-21	Aug-21	Sep-21	Oct-21	Nov-21	Dec-21	Jan-22	Feb-22	Mar-22									
Additional Items for Incurred Claims Calculation	Withholds from Payments Made to Network Providers (+)																	\$	-	\$	-	\$	-	\$	-
	Recoverable Claims for Anticipated Coordination of Benefits (+)																	\$	-	\$	-	\$	-	\$	-
	Claim Payment Recoveries Received Through Subrogation (+)																	\$	-	\$	-	\$	-	\$	-
	Overpayment Recoveries Received from Network Providers (-)																	\$	-	\$	-	\$	-	\$	-
	Prescription Drug Rebates Received and Accrued (-)																	\$	-	\$	-	\$	-	\$	-
	Claims Payments Recovered through Fraud Reduction Efforts (+)																	\$	-	\$	-	\$	-	\$	-
	Net Payments of Receipts Related to State mandated Solvency Funds (+)																	\$	-	\$	-	\$	-	\$	-
	Incurred Claims	\$ 297,743	\$ 193,237	\$ 343,595	\$ 269,006	\$ 278,073	\$ 272,343	\$ 271,071	\$ 367,688	\$ 370,964	\$ 397,866	\$ 273,400	\$ 331,240	\$ 372,891	\$ 369,433	\$ 414,633		\$ 1,653,997	\$ 3,169,186	\$ 3,666,226	\$ 1,156,956				
Administrative Cost Breakdown	Operational Administrative Costs																								
	Claims Processing and Member Services	\$ 4,529	\$ 4,504	\$ 4,430	\$ 4,336	\$ 4,045	\$ 4,071	\$ 4,157	\$ 4,226	\$ 4,272	\$ 4,339	\$ 4,403	\$ 4,413	\$ 4,609	\$ 4,542	\$ 8,321	\$ 25,916	\$ 43,282	\$ 51,725	\$ 17,473					
	IT, Finance, and Management	\$ 2,723	\$ 2,817	\$ 1,408	\$ 2,770	\$ 1,891	\$ 1,765	\$ 1,902	\$ 1,795	\$ 1,344	\$ 1,596	\$ 2,494	\$ 1,112	\$ 3,510	\$ 7,791	\$ 8,859	\$ 13,374	\$ 30,404	\$ 23,617	\$ 20,160					
	Marketing/Outreach	\$ -	\$ -	\$ -	\$ -	\$ -	\$ -	\$ -	\$ -	\$ -	\$ -	\$ -	\$ -	\$ -	\$ -	\$ -	\$ 9	\$ 767	\$ 766	\$ 10					
	Network Development	\$ 6,067	\$ 6,046	\$ 2,662	\$ 5,065	\$ 3,597	\$ 3,734	\$ 4,031	\$ 3,929	\$ 2,719	\$ 3,155	\$ 5,453	\$ 2,553	\$ 2,907	\$ 4,976	\$ 5,248	\$ 27,171	\$ 34,971	\$ 49,010	\$ 13,132					
	Corporate Overhead Allocation (provide allocation formula across owned plans in comments)	\$ 23,522	\$ 23,450	\$ 27,699	\$ 22,875	\$ 21,254	\$ 20,682	\$ 22,233	\$ 19,860	\$ 13,357	\$ 22,168	\$ 20,780	\$ 11,985	\$ 8,653	\$ 17,886	\$ 21,230	\$ 139,481	\$ 158,152	\$ 249,864	\$ 47,769					
	Reinsurance Premiums	\$ 626	\$ 626	\$ 629	\$ 613	\$ 529	\$ 529	\$ 548	\$ 559	\$ 566	\$ 585	\$ 596	\$ 607	\$ 706	\$ 722	\$ 655	\$ 3,553	\$ 5,543	\$ 7,013	\$ 2,083					
	Administrative Costs Associated with Subcapitated Arrangements	\$ -	\$ -	\$ -	\$ -	\$ -	\$ -	\$ -	\$ -	\$ -	\$ -	\$ -	\$ -	\$ -	\$ -	\$ -	\$ -	\$ -	\$ -	\$ -	\$ -				
	General Operating Expenses (rent, utilities, etc.)	\$ 602	\$ 591	\$ 339	\$ 538	\$ (75)	\$ 281	\$ 299	\$ 875	\$ 790	\$ 877	\$ 442	\$ 381	\$ 1,240	\$ 463	\$ 484	\$ 2,276	\$ 5,852	\$ 5,941	\$ 2,187					
	Medical Management	\$ 2,000	\$ 1,983	\$ 1,949	\$ 1,891	\$ 1,770	\$ 1,821	\$ (1,135)	\$ 1,821	\$ (237)	\$ 1,178	\$ 2,501	\$ 843	\$ 1,285	\$ 1,255	\$ 1,235	\$ 11,413	\$ 8,746	\$ 16,384	\$ 3,775					
	Fraud Reduction Expenses [42 CFR § 438.8(e)(2)(iii)(B)]	\$ 505	\$ 506	\$ 545	\$ 516	\$ 466	\$ 463	\$ 456	\$ 474	\$ 713	\$ 513	\$ 472	\$ 6,029	\$ (46)	\$ 990	\$ 1,115	\$ 3,001	\$ 10,714	\$ 11,656	\$ 2,059					
	Fines and Penalties Assessed by Regulatory Authorities	\$ -	\$ -	\$ -	\$ -	\$ -	\$ -	\$ -	\$ -	\$ -	\$ -	\$ -	\$ -	\$ -	\$ -	\$ -	\$ -	\$ -	\$ -	\$ -	\$ -				
	Other (Explain in comments)	\$ 1,397	\$ 1,369	\$ 634	\$ 1,243	\$ 851	\$ 1,194	\$ 1,215	\$ 3,288	\$ 1,616	\$ 2,536	\$ 3,220	\$ 1,487	\$ 2,097	\$ 3,514	\$ 3,720	\$ 6,688	\$ 22,695	\$ 20,052	\$ 9,331					
	Health Care Quality Improvement and Other Expenses																								
	Activities Related to Improvement of Health Outcomes	\$ 6,051	\$ 6,071	\$ 6,693	\$ 6,304	\$ 5,627	\$ 5,579	\$ 7,703	\$ 5,838	\$ 11,702	\$ 6,669	\$ 6,113	\$ 3,850	\$ (9,151)	\$ 5,916	\$ 7,287	\$ 36,325	\$ 45,927	\$ 78,200	\$ 4,052					
	Activities to Prevent Hospital Readmission	\$ 3,427	\$ 3,438	\$ 3,791	\$ 3,570	\$ 3,187	\$ 3,160	\$ 3,070	\$ 3,219	\$ 5,306	\$ 3,532	\$ 3,160	\$ 3,239	\$ (5,512)	\$ 3,166	\$ 3,615	\$ 20,572	\$ 22,797	\$ 42,099	\$ 1,270					
	Improvement of Patient Safety and Reduce Medical Errors	\$ 4,151	\$ 4,163	\$ 4,562	\$ 4,306	\$ 3,858	\$ 3,826	\$ 3,729	\$ 3,901	\$ 5,917	\$ 4,578	\$ 2,793	\$ 3,348	\$ (5,815)	\$ 3,713	\$ 4,205	\$ 24,866	\$ 26,369	\$ 49,133	\$ 2,103					
	Wellness and Health Promotion Activities	\$ 1,653	\$ 1,659	\$ 1,829	\$ 1,722	\$ 1,537	\$ 1,524	\$ 1,916	\$ 1,553	\$ 2,683	\$ 1,766	\$ 1,588	\$ 18,146	\$ (2,846)	\$ 2,998	\$ 3,416	\$ 9,924	\$ 31,220	\$ 37,577	\$ 3,568					
	Health Information Technology Expenses Related to Improving Health Care Quality	\$ 2,139	\$ 2,146	\$ 2,366	\$ 2,228	\$ 1,989	\$ 1,972	\$ 2,188	\$ 2,019	\$ 3,380	\$ 2,241	\$ 2,012	\$ (1,203)	\$ (3,350)	\$ 1,737	\$ 1,991	\$ 12,840	\$ 11,015	\$ 23,476	\$ 379					
	Allowable Technology Implementation Expenses (Explain in comments)	\$ -	\$ -	\$ -	\$ -	\$ -	\$ -	\$ -	\$ -	\$ -	\$ -	\$ -	\$ -	\$ -	\$ -	\$ -	\$ -	\$ -	\$ -	\$ -	\$ -				
Activities Related to External Quality Review	\$ -	\$ -	\$ -	\$ -	\$ -	\$ -	\$ -	\$ -	\$ -	\$ -	\$ -	\$ -	\$ -	\$ -	\$ -	\$ -	\$ -	\$ -	\$ -	\$ -					
Fraud Prevention Expenses [42 CFR § 438.8(e)(4)]	\$ -	\$ -	\$ -	\$ -	\$ -	\$ -	\$ -	\$ -	\$ -	\$ -	\$ -	\$ -	\$ -	\$ -	\$ -	\$ -	\$ -	\$ -	\$ -	\$ -					
Total Admin	\$ 59,390	\$ 59,375	\$ 59,536	\$ 57,982	\$ 50,526	\$ 50,602	\$ 52,314	\$ 53,357	\$ 54,128	\$ 55,734	\$ 56,780	\$ 56,790	\$ (1,711)	\$ 59,681	\$ 71,381	\$ 337,410	\$ 458,453	\$ 666,512	\$ 129,351						
MLR Calculations	MLR Numerator from 42 CFR § 438.8	\$ 315,162	\$ 210,714	\$ 362,836	\$ 287,136	\$ 294,271	\$ 288,405	\$ 289,679	\$ 384,218	\$ 399,951	\$ 416,653	\$ 289,065	\$ 358,621	\$ 346,217	\$ 386,964	\$ 435,146	\$ 1,758,525	\$ 3,306,514	\$ 3,896,711	\$ 1,168,327					
	MLR Denominator from 42 CFR § 438.8 (from row 28)	\$ 545,725	\$ 531,424	\$ 554,789	\$ 531,325	\$ 465,315	\$ 464,921	\$ 479,912	\$ 501,511	\$ 508,078	\$ 526,499	\$ 518,028	\$ 533,959	\$ 662,873	\$ 678,908	\$ 615,044	\$ 3,093,499	\$ 5,024,812	\$ 6,161,485	\$ 1,956,825					
	MLR in Compliance with 42 CFR § 438.8	57.8%	39.7%	65.4%	54.0%	63.2%	62.0%	60.4%	76.6%	78.7%	79.1%	55.8%	67.2%	52.2%	57.0%	70.8%	56.8%	65.8%	63.2%	59.7%					
	Alternate MLR Numerator	\$ 297,743	\$ 193,237	\$ 343,595	\$ 269,006	\$ 278,073	\$ 272,343	\$ 271,071	\$ 367,688	\$ 370,964	\$ 397,866	\$ 273,400	\$ 331,240	\$ 372,891	\$ 369,433	\$ 414,633	\$ 1,653,997	\$ 3,169,186	\$ 3,666,226	\$ 1,156,956					
Alternate MLR Denominator (from row 29)	\$ 666,544	\$ 667,162	\$ 673,090	\$ 656,292	\$ 557,264	\$ 559,405	\$ 580,576	\$ 592,808	\$ 602,306	\$ 622,430	\$ 636,023	\$ 650,134	\$ 675,392	\$ 679,376	\$ 637,198	\$ 3,779,757	\$ 5,676,242	\$ 7,464,034	\$ 1,991,965						
Alternate MLR	44.7%	29.0%	51.0%	41.0%	49.9%	48.7%	46.7%	62.0%	61.6%	63.9%	43.0%	50.9%	55.2%	54.4%	65.1%	43.8%	55.8%	49.1%	58.1%						
Additional Metrics	Per Member Incurred Claims	\$ 100.02	\$ 65.94	\$ 117.48	\$ 94.38	\$ 102.76	\$ 102.10	\$ 99.61	\$ 132.20	\$ 132.79	\$ 141.12	\$ 95.64	\$ 112.68	\$ 129.19	\$ 128.90	\$ 145.73	\$ 96.98	\$ 124.25	\$ 107.93	\$ 134.56					
	Reserve Total as a Percentage of Total Payments	0.2%	0.3%	0.3%	0.4%	0.6%	0.9%	1.0%	1.5%	2.0%	2.8%	4.2%	8.6%	9.5%	6.7%	71.0%	0.4%	13.3%	2.0%	30.7%					
Administrative Cost Percentages	Total Administrative Costs as % of Gross Revenue	9.49%	9.48%	9.46%	9.46%	9.55%	9.56%	9.54%	9.55%	9.56%	9.53%	9.53%	9.36%	-0.24%	8.26%	10.90%	9.50%	8.27%	9.50%	6.21%					
	Fixed Admin	0.32%	0.32%	0.31%	0.31%	0.33%	0.34%	0.33%	0.33%	0.34%	0.33%	0.33%	0.33%	0.14%	0.18%	0.19%	0.32%	0.16%	0.23%	0.18%					
	Care Coordination Costs, excluding QI Expenses	2.78%	2.79%	3.06%	2.98%	3.06%	3.03%	3.39%	2.96%	5.12%	3.21%	2.63%	4.51%	-3.78%	2.43%	3.13%	2.94%	2.48%	3.29%	0.55%					
	Quality Improvement Expenses	6.80%	6.80%	6.83%	6.83%	6.73%	6.74%	6.76%	6.77%	6.79%	6.80%	6.82%	6.84%	6.11%	6.00%	6.05%	6.79%	6.52%	6.79%	6.05%					



Actuarial Certification

Carrier: UnitedHealthcare Plan of the River Valley, Inc.
Date: April 15, 2022
Valuation Date: March 31, 2022
Subject: TennCare Claim Reserve Estimate (IBNR) as of March 31, 2022 – Risk Business – Eastern Tennessee – Long Term Care

I, Kevin P. Donnelly, am Vice President of Actuarial Services for United HealthCare. I am a member of the American Academy of Actuaries and am qualified to render the actuarial opinion contained herein.

In my opinion, the claim reserve estimate (IBNR) of \$14,105,355 provides good and sufficient provision for all unpaid claim liabilities and was computed in accordance with currently accepted actuarial standards.

Note that, as of March 31, 2022, this block of business had approximately 2,800 members.

A handwritten signature in blue ink, appearing to read "Kevin P. Donnelly", written over a horizontal line.

Kevin P. Donnelly, FSA, FCAS, MAAA

Vice President of Actuarial Services, United Healthcare

9800 Health Care Lane, MN006-W009

Minnetonka, MN 55343

(952) 931-5433

E-mail: Kevin.donnelly@uhc.com



Actuarial Certification

Carrier: UnitedHealthcare Plan of the River Valley, Inc.
Date: April 15, 2022
Valuation Date: March 31, 2022
Subject: TennCare Claim Reserve Estimate (IBNR) as of March 31, 2022 – Risk Business – Eastern Tennessee – Excluding CHIP and Long Term Care

I, Kevin P. Donnelly, am Vice President of Actuarial Services for United HealthCare. I am a member of the American Academy of Actuaries and am qualified to render the actuarial opinion contained herein.

In my opinion, the claim reserve estimate (IBNR) of \$51,480,953 provides good and sufficient provision for all unpaid claim liabilities and was computed in accordance with currently accepted actuarial standards.

Note that, as of March 31, 2022, this block of business had approximately 158,500 members.

A handwritten signature in blue ink, appearing to read 'Kevin P. Donnelly', written over a horizontal line.

Kevin P. Donnelly, FSA, FCAS, MAAA

Vice President of Actuarial Services, United Healthcare

9800 Health Care Lane, MN006-W009

Minnetonka, MN 55343

(952) 931-5433

E-mail: Kevin.donnelly@uhc.com



Actuarial Certification

Carrier: UnitedHealthcare Plan of the River Valley, Inc.
Date: April 15, 2022
Valuation Date: March 31, 2022
Subject: TennCare Claim Reserve Estimate (IBNR) as of March 31, 2022 – Risk Business – Middle Tennessee – Long Term Care

I, Kevin P. Donnelly, am Vice President of Actuarial Services for United HealthCare. I am a member of the American Academy of Actuaries and am qualified to render the actuarial opinion contained herein.

In my opinion, the claim reserve estimate (IBNR) of \$13,428,469 provides good and sufficient provision for all unpaid claim liabilities and was computed in accordance with currently accepted actuarial standards.

Note that, as of March 31, 2022, this block of business had approximately 2,600 members.

A handwritten signature in blue ink, appearing to read "Kevin P. Donnelly", written over a horizontal line.

Kevin P. Donnelly, FSA, FCAS, MAAA

Vice President of Actuarial Services, United Healthcare

9800 Health Care Lane, MN006-W009

Minnetonka, MN 55343

(952) 931-5433

E-mail: Kevin.donnelly@uhc.com



Actuarial Certification

Carrier: UnitedHealthcare Plan of the River Valley, Inc.
Date: April 15, 2022
Valuation Date: March 31, 2022
Subject: TennCare Claim Reserve Estimate (IBNR) as of March 31, 2022 – Risk Business – Middle Tennessee – Excluding CHIP and Long Term Care

I, Kevin P. Donnelly, am Vice President of Actuarial Services for United HealthCare. I am a member of the American Academy of Actuaries and am qualified to render the actuarial opinion contained herein.

In my opinion, the claim reserve estimate (IBNR) of \$64,739,355 provides good and sufficient provision for all unpaid claim liabilities and was computed in accordance with currently accepted actuarial standards.

Note that, as of March 31, 2022, this block of business had approximately 193,800 members.

A handwritten signature in blue ink, appearing to read 'Kevin P. Donnelly', written over a horizontal line.

Kevin P. Donnelly, FSA, FCAS, MAAA

Vice President of Actuarial Services, United Healthcare

9800 Health Care Lane, MN006-W009

Minnetonka, MN 55343

(952) 931-5433

E-mail: Kevin.donnelly@uhc.com



Actuarial Certification

Carrier: UnitedHealthcare Plan of the River Valley, Inc.
Date: April 15, 2022
Valuation Date: March 31, 2022
Subject: TennCare Claim Reserve Estimate (IBNR) as of March 31, 2022 – Risk Business –
Western Tennessee – Long Term Care

I, Kevin P. Donnelly, am Vice President of Actuarial Services for United HealthCare. I am a member of the American Academy of Actuaries and am qualified to render the actuarial opinion contained herein.

In my opinion, the claim reserve estimate (IBNR) of \$11,864,964 provides good and sufficient provision for all unpaid claim liabilities and was computed in accordance with currently accepted actuarial standards.

Note that, as of March 31, 2022, this block of business had approximately 2,300 members.

A handwritten signature in blue ink, appearing to read "Kevin P. Donnelly", written over a horizontal line.

Kevin P. Donnelly, FSA, FCAS, MAAA

Vice President of Actuarial Services, United Healthcare

9800 Health Care Lane, MN006-W009

Minnetonka, MN 55343

(952) 931-5433

E-mail: Kevin.donnelly@uhc.com



Actuarial Certification

Carrier: UnitedHealthcare Plan of the River Valley, Inc.
Date: April 15, 2022
Valuation Date: March 31, 2022
Subject: TennCare Claim Reserve Estimate (IBNR) as of March 31, 2022 – Risk Business – Western Tennessee – Excluding CHIP and Long Term Care

I, Kevin P. Donnelly, am Vice President of Actuarial Services for United HealthCare. I am a member of the American Academy of Actuaries and am qualified to render the actuarial opinion contained herein.

In my opinion, the claim reserve estimate (IBNR) of \$37,644,875 provides good and sufficient provision for all unpaid claim liabilities and was computed in accordance with currently accepted actuarial standards.

Note that, as of March 31, 2022, this block of business had approximately 137,100 members.

A handwritten signature in blue ink, appearing to read "Kevin P. Donnelly".

Kevin P. Donnelly, FSA, FCAS, MAAA

Vice President of Actuarial Services, United Healthcare

9800 Health Care Lane, MN006-W009

Minnetonka, MN 55343

(952) 931-5433

E-mail: Kevin.donnelly@uhc.com



April 15, 2022

STATEMENT OF ACTUARIAL OPINION

Statutory Quarterly Statement of United Healthcare Plan of the River Valley, Inc.

Medicaid Risk Business in Eastern Tennessee, Long Term Care

As of and for the Period Ended March 31, 2022

I, Kevin P. Donnelly, am a Member of the American Academy of Actuaries (Academy) and Vice President of Actuarial Services for United Healthcare Plan of the River Valley, Inc.'s Medicaid plans. I meet the Academy qualification standards for rendering this statement of actuarial opinion.

This statement is for United Healthcare Plan of the River Valley, Inc.'s Medicaid Long Term Care risk business in Eastern Tennessee, which had approximately 2,800 members in March 31, 2022. This business became effective August 1, 2010.

I have examined the actuarial assumptions and methods used in determining the loss reserves listed below, as prepared for filing with regulatory officials as of March 31, 2022.

I have determined that the appropriate level for claims liability for this block of business is \$14,105,355.

Note that in the annual statement, both Medicaid and non-Medicaid businesses are combined.

My examination included such review of the actuarial assumptions and actuarial methods and of the underlying basic liability records and such tests of the actuarial calculations as I considered necessary.

In my opinion the amounts carried in the balance sheet on account of the actuarial items identified above:


- a) Are computed in accordance with presently accepted actuarial standards consistently applied and are fairly stated in accordance with sound actuarial principles;
- b) Are based on actuarial assumptions which are in accordance with or stronger than those called for in related contract provisions and are appropriate for the purpose for which the statement was prepared;
- c) Meet the requirements of the laws of the State of Tennessee;
- d) Make good and sufficient provision for all unpaid claims and other actuarial liabilities of the organization guaranteed under the terms of its contracts and agreements;

- e) Are computed on the basis of actuarial assumptions and methods consistent in all material respects with those used in computing the corresponding items in the annual statement of the preceding year-end; and
- f) Include provision, in the aggregate, for all actuarial reserves and related statement items which ought to be established.

The actuarial methods, considerations and analyses used in forming my opinion conform to the appropriate Standards of Practice as promulgated from time to time by the Actuarial Standards Board, whose standards form the basis of this statement of opinion.

This statement has been prepared for inclusion with United Healthcare Plan of the River Valley, Inc.'s statutory quarterly statement for filing with regulatory authorities of the State of Tennessee and is intended for no other purpose.

April 15, 2022



Kevin P. Donnelly, FSA, FCAS, MAAA

Vice President of Actuarial Services, United Healthcare

9800 Health Care Lane, MN006-W009

Minnetonka, MN 55343

(952) 931-5433

E-mail: Kevin.donnelly@uhc.com



April 15, 2022

STATEMENT OF ACTUARIAL OPINION

Statutory Quarterly Statement of United Healthcare Plan of the River Valley, Inc.

Medicaid Risk Business in Eastern Tennessee, Excluding LTC and CHIP

As of and for the Period Ended March 31, 2022

I, Kevin P. Donnelly, am a Member of the American Academy of Actuaries (Academy) and Vice President of Actuarial Services for United Healthcare Plan of the River Valley, Inc.'s Medicaid plans. I meet the Academy qualification standards for rendering this statement of actuarial opinion.

This statement is for United Healthcare Plan of the River Valley, Inc.'s Medicaid risk business in Eastern Tennessee, which had approximately 158,500 members in March 31, 2022. This business became effective July 1, 2009.

I have examined the actuarial assumptions and methods used in determining the loss reserves listed below, as prepared for filing with regulatory officials as of March 31, 2022.

I have determined that the appropriate level for claims liability for this block of business is \$51,480,953.

Note that in the annual statement, both Medicaid and non-Medicaid businesses are combined.

My examination included such review of the actuarial assumptions and actuarial methods and of the underlying basic liability records and such tests of the actuarial calculations as I considered necessary.

In my opinion the amounts carried in the balance sheet on account of the actuarial items identified above:

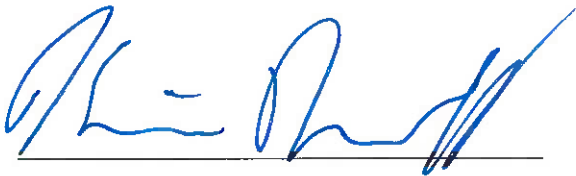
- a) Are computed in accordance with presently accepted actuarial standards consistently applied and are fairly stated in accordance with sound actuarial principles;
- b) Are based on actuarial assumptions which are in accordance with or stronger than those called for in related contract provisions and are appropriate for the purpose for which the statement was prepared;
- c) Meet the requirements of the laws of the State of Tennessee;
- d) Make good and sufficient provision for all unpaid claims and other actuarial liabilities of the organization guaranteed under the terms of its contracts and agreements;

- e) Are computed on the basis of actuarial assumptions and methods consistent in all material respects with those used in computing the corresponding items in the annual statement of the preceding year-end; and
- f) Include provision, in the aggregate, for all actuarial reserves and related statement items which ought to be established.

The actuarial methods, considerations and analyses used in forming my opinion conform to the appropriate Standards of Practice as promulgated from time to time by the Actuarial Standards Board, whose standards form the basis of this statement of opinion.

This statement has been prepared for inclusion with United Healthcare Plan of the River Valley, Inc.'s statutory quarterly statement for filing with regulatory authorities of the State of Tennessee and is intended for no other purpose.

April 15, 2022



Kevin P. Donnelly, FSA, FCAS, MAAA

Vice President of Actuarial Services, United Healthcare

9800 Health Care Lane, MN006-W009

Minnetonka, MN 55343

(952) 931-5433

E-mail: Kevin.donnelly@uhc.com



April 15, 2022

STATEMENT OF ACTUARIAL OPINION

Statutory Quarterly Statement of United Healthcare Plan of the River Valley, Inc.

Medicaid Risk Business in Middle Tennessee, Long Term Care

As of and for the Period Ended March 31, 2022

I, Kevin P. Donnelly, am a Member of the American Academy of Actuaries (Academy) and Vice President of Actuarial Services for United Healthcare Plan of the River Valley, Inc.'s Medicaid plans. I meet the Academy qualification standards for rendering this statement of actuarial opinion.

This statement is for United Healthcare Plan of the River Valley, Inc.'s Medicaid Long Term Care risk business in Middle Tennessee, which had 2,600 members in March 31, 2022. This business became effective December 1, 2010.

I have examined the actuarial assumptions and methods used in determining the loss reserves listed below, as prepared for filing with regulatory officials as of March 31, 2022.

I have determined that the appropriate level for claims liability for this block of business is \$13,428,469.

Note that in the annual statement, both Medicaid and non-Medicaid businesses are combined.

My examination included such review of the actuarial assumptions and actuarial methods and of the underlying basic liability records and such tests of the actuarial calculations as I considered necessary.

In my opinion the amounts carried in the balance sheet on account of the actuarial items identified above:


- a) Are computed in accordance with presently accepted actuarial standards consistently applied and are fairly stated in accordance with sound actuarial principles;
- b) Are based on actuarial assumptions which are in accordance with or stronger than those called for in related contract provisions and are appropriate for the purpose for which the statement was prepared;
- c) Meet the requirements of the laws of the State of Tennessee;
- d) Make good and sufficient provision for all unpaid claims and other actuarial liabilities of the organization guaranteed under the terms of its contracts and agreements;

- e) Are computed on the basis of actuarial assumptions and methods consistent in all material respects with those used in computing the corresponding items in the annual statement of the preceding year-end; and
- f) Include provision, in the aggregate, for all actuarial reserves and related statement items which ought to be established.

The actuarial methods, considerations and analyses used in forming my opinion conform to the appropriate Standards of Practice as promulgated from time to time by the Actuarial Standards Board, whose standards form the basis of this statement of opinion.

This statement has been prepared for inclusion with United Healthcare Plan of the River Valley, Inc.'s statutory quarterly statement for filing with regulatory authorities of the State of Tennessee and is intended for no other purpose.

April 15, 2022



Kevin P. Donnelly, FSA, FCAS, MAAA

Vice President of Actuarial Services, United Healthcare

9800 Health Care Lane, MN006-W009

Minnetonka, MN 55343

(952) 931-5433

E-mail: Kevin.donnelly@uhc.com



April 15, 2022

STATEMENT OF ACTUARIAL OPINION

Statutory Quarterly Statement of United Healthcare Plan of the River Valley, Inc.

Medicaid Risk Business in Middle Tennessee, Excluding LTC and CHIP

As of and for the Period Ended March 31, 2022

I, Kevin P. Donnelly, am a Member of the American Academy of Actuaries (Academy) and Vice President of Actuarial Services for United Healthcare Plan of the River Valley, Inc.'s Medicaid plans. I meet the Academy qualification standards for rendering this statement of actuarial opinion.

This statement is for United Healthcare Plan of the River Valley, Inc.'s Medicaid risk business in Middle Tennessee, which had approximately 193,800 members in March 31, 2022. This business became effective April 1, 2007.

I have examined the actuarial assumptions and methods used in determining the loss reserves listed below, as prepared for filing with regulatory officials as of March 31, 2022.

I have determined that the appropriate level for claims liability for this block of business is \$64,739,355.

Note that in the annual statement, both Medicaid and non-Medicaid businesses are combined.

My examination included such review of the actuarial assumptions and actuarial methods and of the underlying basic liability records and such tests of the actuarial calculations as I considered necessary.

In my opinion the amounts carried in the balance sheet on account of the actuarial items identified above:


- a) Are computed in accordance with presently accepted actuarial standards consistently applied and are fairly stated in accordance with sound actuarial principles;
- b) Are based on actuarial assumptions which are in accordance with or stronger than those called for in related contract provisions and are appropriate for the purpose for which the statement was prepared;
- c) Meet the requirements of the laws of the State of Tennessee;
- d) Make good and sufficient provision for all unpaid claims and other actuarial liabilities of the organization guaranteed under the terms of its contracts and agreements;

- e) Are computed on the basis of actuarial assumptions and methods consistent in all material respects with those used in computing the corresponding items in the annual statement of the preceding year-end; and
- f) Include provision, in the aggregate, for all actuarial reserves and related statement items which ought to be established.

The actuarial methods, considerations and analyses used in forming my opinion conform to the appropriate Standards of Practice as promulgated from time to time by the Actuarial Standards Board, whose standards form the basis of this statement of opinion.

This statement has been prepared for inclusion with United Healthcare Plan of the River Valley, Inc.'s statutory quarterly statement for filing with regulatory authorities of the State of Tennessee and is intended for no other purpose.

April 15, 2022



Kevin P. Donnelly, FSA, FCAS, MAAA

Vice President of Actuarial Services, United Healthcare

9800 Health Care Lane, MN006-W009

Minnetonka, MN 55343

(952) 931-5433

E-mail: Kevin.donnelly@uhc.com



April 15, 2022

STATEMENT OF ACTUARIAL OPINION

Statutory Quarterly Statement of United Healthcare Plan of the River Valley, Inc.

Medicaid Risk Business in Western Tennessee, Long Term Care

As of and for the Period Ended March 31, 2022

I, Kevin P. Donnelly, am a Member of the American Academy of Actuaries (Academy) and Vice President of Actuarial Services for United Healthcare Plan of the River Valley, Inc.'s Medicaid plans. I meet the Academy qualification standards for rendering this statement of actuarial opinion.

This statement is for United Healthcare Plan of the River Valley, Inc.'s Medicaid Long Term Care risk business in Western Tennessee, which had approximately 2,300 members in March 31, 2022. This business became effective August 1, 2010.

I have examined the actuarial assumptions and methods used in determining the loss reserves listed below, as prepared for filing with regulatory officials as of March 31, 2022.

I have determined that the appropriate level for claims liability for this block of business is \$11,864,964.

Note that in the annual statement, both Medicaid and non-Medicaid businesses are combined.

My examination included such review of the actuarial assumptions and actuarial methods and of the underlying basic liability records and such tests of the actuarial calculations as I considered necessary.

In my opinion the amounts carried in the balance sheet on account of the actuarial items identified above:


- a) Are computed in accordance with presently accepted actuarial standards consistently applied and are fairly stated in accordance with sound actuarial principles;
- b) Are based on actuarial assumptions which are in accordance with or stronger than those called for in related contract provisions and are appropriate for the purpose for which the statement was prepared;
- c) Meet the requirements of the laws of the State of Tennessee;
- d) Make good and sufficient provision for all unpaid claims and other actuarial liabilities of the organization guaranteed under the terms of its contracts and agreements;

- e) Are computed on the basis of actuarial assumptions and methods consistent in all material respects with those used in computing the corresponding items in the annual statement of the preceding year-end; and
- f) Include provision, in the aggregate, for all actuarial reserves and related statement items which ought to be established.

The actuarial methods, considerations and analyses used in forming my opinion conform to the appropriate Standards of Practice as promulgated from time to time by the Actuarial Standards Board, whose standards form the basis of this statement of opinion.

This statement has been prepared for inclusion with United Healthcare Plan of the River Valley, Inc.'s statutory quarterly statement for filing with regulatory authorities of the State of Tennessee and is intended for no other purpose.

April 15, 2022



Kevin P. Donnelly, FSA, FCA8, MAAA

Vice President of Actuarial Services, United Healthcare

9800 Health Care Lane, MN006-W009

Minnetonka, MN 55343

(952) 931-5433

E-mail: Kevin.donnelly@uhc.com



April 15, 2022

STATEMENT OF ACTUARIAL OPINION

Statutory Quarterly Statement of United Healthcare Plan of the River Valley, Inc.

Medicaid Risk Business in Western Tennessee, Excluding LTC and CHP

As of and for the Period Ended March 31, 2022

I, Kevin P. Donnelly, am a Member of the American Academy of Actuaries (Academy) and Vice President of Actuarial Services for United Healthcare Plan of the River Valley, Inc.'s Medicaid plans. I meet the Academy qualification standards for rendering this statement of actuarial opinion.

This statement is for United Healthcare Plan of the River Valley, Inc.'s Medicaid risk business in Western Tennessee, which had approximately 137,100 members in March 31, 2022. This business became effective December 1, 2008.

I have examined the actuarial assumptions and methods used in determining the loss reserves listed below, as prepared for filing with regulatory officials as of March 31, 2022.

I have determined that the appropriate level for claims liability for this block of business is \$37,644,875.

Note that in the annual statement, both Medicaid and non-Medicaid businesses are combined.

My examination included such review of the actuarial assumptions and actuarial methods and of the underlying basic liability records and such tests of the actuarial calculations as I considered necessary.

In my opinion the amounts carried in the balance sheet on account of the actuarial items identified above:


- a) Are computed in accordance with presently accepted actuarial standards consistently applied and are fairly stated in accordance with sound actuarial principles;
- b) Are based on actuarial assumptions which are in accordance with or stronger than those called for in related contract provisions and are appropriate for the purpose for which the statement was prepared;
- c) Meet the requirements of the laws of the State of Tennessee;
- d) Make good and sufficient provision for all unpaid claims and other actuarial liabilities of the organization guaranteed under the terms of its contracts and agreements;

- e) Are computed on the basis of actuarial assumptions and methods consistent in all material respects with those used in computing the corresponding items in the annual statement of the preceding year-end; and
- f) Include provision, in the aggregate, for all actuarial reserves and related statement items which ought to be established.

The actuarial methods, considerations and analyses used in forming my opinion conform to the appropriate Standards of Practice as promulgated from time to time by the Actuarial Standards Board, whose standards form the basis of this statement of opinion.

This statement has been prepared for inclusion with United Healthcare Plan of the River Valley, Inc.'s statutory quarterly statement for filing with regulatory authorities of the State of Tennessee and is intended for no other purpose.

April 15, 2022



Kevin P. Donnelly, FSA, FCAS, MAAA

Vice President of Actuarial Services, United Healthcare

9800 Health Care Lane, MN006-W009

Minnetonka, MN 55343

(952) 931-5433

E-mail: Kevin.donnelly@uhc.com



Actuarial Certification

Carrier: UnitedHealthcare Plan of the River Valley, Inc.
Date: April 15, 2022
Valuation Date: March 31, 2022
Subject: TennCare Claim Reserve Estimate (IBNR) as of March 31, 2022 – Risk Business – Eastern Tennessee – CHIP

I, Kevin P. Donnelly, am Vice President of Actuarial Services for United HealthCare. I am a member of the American Academy of Actuaries and am qualified to render the actuarial opinion contained herein.

In my opinion, the claim reserve estimate (IBNR) of \$1,024,259 provides good and sufficient provision for all unpaid claim liabilities and was computed in accordance with currently accepted actuarial standards.

Note that, as of March 31, 2022, this block of business had approximately 4,400 members.

A handwritten signature in blue ink, appearing to read "Kevin P. Donnelly", written over a horizontal line.

Kevin P. Donnelly, FSA, FCAS, MAAA

Vice President of Actuarial Services, United Healthcare

9800 Health Care Lane, MN006-W009

Minnetonka, MN 55343

(952) 931-5433

E-mail: Kevin.donnelly@uhc.com



Actuarial Certification

Carrier: UnitedHealthcare Plan of the River Valley, Inc.
Date: April 15, 2022
Valuation Date: March 31, 2022
Subject: TennCare Claim Reserve Estimate (IBNR) as of March 31, 2022 – Risk Business – Middle Tennessee – CHIP

I, Kevin P. Donnelly, am Vice President of Actuarial Services for United HealthCare. I am a member of the American Academy of Actuaries and am qualified to render the actuarial opinion contained herein.

In my opinion, the claim reserve estimate (IBNR) of \$1,897,027 provides good and sufficient provision for all unpaid claim liabilities and was computed in accordance with currently accepted actuarial standards.

Note that, as of March 31, 2022, this block of business had approximately 6,900 members.

A handwritten signature in blue ink, appearing to read 'Kevin P. Donnelly', written over a horizontal line.

Kevin P. Donnelly, FSA, FCAS, MAAA

Vice President of Actuarial Services, United Healthcare

9800 Health Care Lane, MN006-W009

Minnetonka, MN 55343

(952) 931-5433

E-mail: Kevin.donnelly@uhc.com



Actuarial Certification

Carrier: UnitedHealthcare Plan of the River Valley, Inc.
Date: April 15, 2022
Valuation Date: March 31, 2022
Subject: TennCare Claim Reserve Estimate (IBNR) as of March 31, 2022 – Risk Business –
Western Tennessee – CHIP

I, Kevin P. Donnelly, am Vice President of Actuarial Services for United HealthCare. I am a member of the American Academy of Actuaries and am qualified to render the actuarial opinion contained herein.

In my opinion, the claim reserve estimate (IBNR) of \$427,726 provides good and sufficient provision for all unpaid claim liabilities and was computed in accordance with currently accepted actuarial standards.

Note that, as of March 31, 2022, this block of business had approximately 2,600 members.

A handwritten signature in blue ink, appearing to read 'Kevin P. Donnelly', written over a horizontal line.

Kevin P. Donnelly, FSA, FCAS, MAAA

Vice President of Actuarial Services, United Healthcare

9800 Health Care Lane, MN006-W009

Minnetonka, MN 55343

(952) 931-5433

E-mail: Kevin.donnelly@uhc.com



April 15, 2022

STATEMENT OF ACTUARIAL OPINION

Statutory Quarterly Statement of United Healthcare Plan of the River Valley, Inc.

Medicaid Risk Business (CHIP) in Eastern Tennessee

As of and for the Period Ended March 31, 2022

I, Kevin P. Donnelly, am a Member of the American Academy of Actuaries (Academy) and Vice President of Actuarial Services for United Healthcare Plan of the River Valley, Inc.'s Medicaid plans. I meet the Academy qualification standards for rendering this statement of actuarial opinion.

This statement is for United Healthcare Plan of the River Valley, Inc.'s Medicaid risk business in Eastern Tennessee (CHIP), which had approximately 4,400 members in March 31, 2022. This business became effective January 1, 2021.

I have examined the actuarial assumptions and methods used in determining the loss reserves listed below, as prepared for filing with regulatory officials as of March 31, 2022.

I have determined that the appropriate level for claims liability for this block of business is \$1,024,259.

Note that in the annual statement, both Medicaid and non-Medicaid businesses are combined.

My examination included such review of the actuarial assumptions and actuarial methods and of the underlying basic liability records and such tests of the actuarial calculations as I considered necessary.

In my opinion the amounts carried in the balance sheet on account of the actuarial items identified above:


- a) Are computed in accordance with presently accepted actuarial standards consistently applied and are fairly stated in accordance with sound actuarial principles;
- b) Are based on actuarial assumptions which are in accordance with or stronger than those called for in related contract provisions and are appropriate for the purpose for which the statement was prepared;
- c) Meet the requirements of the laws of the State of Tennessee;
- d) Make good and sufficient provision for all unpaid claims and other actuarial liabilities of the organization guaranteed under the terms of its contracts and agreements;

- e) Are computed on the basis of actuarial assumptions and methods consistent in all material respects with those used in computing the corresponding items in the annual statement of the preceding year-end; and
- f) Include provision, in the aggregate, for all actuarial reserves and related statement items which ought to be established.

The actuarial methods, considerations and analyses used in forming my opinion conform to the appropriate Standards of Practice as promulgated from time to time by the Actuarial Standards Board, whose standards form the basis of this statement of opinion.

This statement has been prepared for inclusion with United Healthcare Plan of the River Valley, Inc.'s statutory quarterly statement for filing with regulatory authorities of the State of Tennessee and is intended for no other purpose.

April 15, 2022



Kevin P. Donnelly, FSA, FCAS, MAAA

Vice President of Actuarial Services, United Healthcare

9800 Health Care Lane, MN006-W009

Minnetonka, MN 55343

(952) 931-5433

E-mail: Kevin.donnelly@uhc.com



April 15, 2022

STATEMENT OF ACTUARIAL OPINION

Statutory Quarterly Statement of United Healthcare Plan of the River Valley, Inc.

Medicaid Risk Business (CHIP) in Middle Tennessee

As of and for the Period Ended March 31, 2022

I, Kevin P. Donnelly, am a Member of the American Academy of Actuaries (Academy) and Vice President of Actuarial Services for United Healthcare Plan of the River Valley, Inc.'s Medicaid plans. I meet the Academy qualification standards for rendering this statement of actuarial opinion.

This statement is for United Healthcare Plan of the River Valley, Inc.'s Medicaid Long Term Care risk business in Middle Tennessee (CHIP), which had approximately 6,900 members in March 31, 2022. This business became effective January 1, 2021.

I have examined the actuarial assumptions and methods used in determining the loss reserves listed below, as prepared for filing with regulatory officials as of March 31, 2022.

I have determined that the appropriate level for claims liability for this block of business is \$1,897,027.

Note that in the annual statement, both Medicaid and non-Medicaid businesses are combined.

My examination included such review of the actuarial assumptions and actuarial methods and of the underlying basic liability records and such tests of the actuarial calculations as I considered necessary.

In my opinion the amounts carried in the balance sheet on account of the actuarial items identified above:


- a) Are computed in accordance with presently accepted actuarial standards consistently applied and are fairly stated in accordance with sound actuarial principles;
- b) Are based on actuarial assumptions which are in accordance with or stronger than those called for in related contract provisions and are appropriate for the purpose for which the statement was prepared;
- c) Meet the requirements of the laws of the State of Tennessee;
- d) Make good and sufficient provision for all unpaid claims and other actuarial liabilities of the organization guaranteed under the terms of its contracts and agreements;

- e) Are computed on the basis of actuarial assumptions and methods consistent in all material respects with those used in computing the corresponding items in the annual statement of the preceding year-end; and
- f) Include provision, in the aggregate, for all actuarial reserves and related statement items which ought to be established.

The actuarial methods, considerations and analyses used in forming my opinion conform to the appropriate Standards of Practice as promulgated from time to time by the Actuarial Standards Board, whose standards form the basis of this statement of opinion.

This statement has been prepared for inclusion with United Healthcare Plan of the River Valley, Inc.'s statutory quarterly statement for filing with regulatory authorities of the State of Tennessee and is intended for no other purpose.

April 15, 2022



Kevin P. Donnelly, FSA, FCAS, MAAA

Vice President of Actuarial Services, United Healthcare

9800 Health Care Lane, MN006-W009

Minnetonka, MN 55343

(952) 931-5433

E-mail: Kevin.donnelly@uhc.com



April 15, 2022

STATEMENT OF ACTUARIAL OPINION

Statutory Quarterly Statement of United Healthcare Plan of the River Valley, Inc.

Medicaid Risk Business (CHIP) in Western Tennessee

As of and for the Period Ended March 31, 2022

I, Kevin P. Donnelly, am a Member of the American Academy of Actuaries (Academy) and Vice President of Actuarial Services for United Healthcare Plan of the River Valley, Inc.'s Medicaid plans. I meet the Academy qualification standards for rendering this statement of actuarial opinion.

This statement is for United Healthcare Plan of the River Valley, Inc.'s Medicaid risk business in Western Tennessee (CHIP), which had approximately 2,600 members in March 31, 2022. This business became effective January 1, 2021.

I have examined the actuarial assumptions and methods used in determining the loss reserves listed below, as prepared for filing with regulatory officials as of March 31, 2022.

I have determined that the appropriate level for claims liability for this block of business is \$427,726.

Note that in the annual statement, both Medicaid and non-Medicaid businesses are combined.

My examination included such review of the actuarial assumptions and actuarial methods and of the underlying basic liability records and such tests of the actuarial calculations as I considered necessary.

In my opinion the amounts carried in the balance sheet on account of the actuarial items identified above:


- a) Are computed in accordance with presently accepted actuarial standards consistently applied and are fairly stated in accordance with sound actuarial principles;
- b) Are based on actuarial assumptions which are in accordance with or stronger than those called for in related contract provisions and are appropriate for the purpose for which the statement was prepared;
- c) Meet the requirements of the laws of the State of Tennessee;
- d) Make good and sufficient provision for all unpaid claims and other actuarial liabilities of the organization guaranteed under the terms of its contracts and agreements;

- e) Are computed on the basis of actuarial assumptions and methods consistent in all material respects with those used in computing the corresponding items in the annual statement of the preceding year-end; and
- f) Include provision, in the aggregate, for all actuarial reserves and related statement items which ought to be established.

The actuarial methods, considerations and analyses used in forming my opinion conform to the appropriate Standards of Practice as promulgated from time to time by the Actuarial Standards Board, whose standards form the basis of this statement of opinion.

This statement has been prepared for inclusion with United Healthcare Plan of the River Valley, Inc.'s statutory quarterly statement for filing with regulatory authorities of the State of Tennessee and is intended for no other purpose.

April 15, 2022



Kevin P. Donnelly, FSA, FCAS, MAAA

Vice President of Actuarial Services, United Healthcare

9800 Health Care Lane, MN006-W009

Minnetonka, MN 55343

(952) 931-5433

E-mail: Kevin.donnelly@uhc.com

**UHC Plan of the River Valley
Reconciliation of Cash to Accrual Basis Accounting
As of March 31, 2022**

	<u>Middle</u>	<u>East</u>	<u>West</u>	<u>Consolidated</u>	<u>Key</u>
Cash received per premium tax reconciliation	251,885,992.85	212,296,006.01	167,920,779.19	632,102,778.05	
Change in accruals	(3,509,400.28)	1,649,140.69	7,762,644.01	5,902,384.42	a
Liquid Damages	(5,100.00)	-	-	(5,100.00)	b
HCBS Accrual Reversal	(2,010,638.28)	(1,965,957.42)	(2,412,765.96)	(6,389,361.66)	c
Other Recoupments (Incarcerated Member)	-	-	1,275.54	1,275.54	d
Retro Premium Tax Adjustment Reversal	829.83	211.00	276.61	1,317.44	e
FIN360 Timing Difference	(2,340,947.34)	(4,155,752.63)	(10,607,611.65)	(17,104,311.62)	f
Pass Thru Payments	(28,513,312.41)	(19,750,883.69)	(14,511,326.89)	(62,775,522.99)	g
Change in withhold	56,420.80	42,885.91	7,090.29	106,397.00	h
ECF ASO Fee, claims and premium tax billing	(1,883,766.12)	(1,570,768.90)	(1,003,890.16)	(4,458,425.18)	i
COVID Medical Expense Reimbursement	(11,326,175.16)	(9,922,465.07)	(5,874,100.89)	(27,122,741.12)	j
2020 Rsk Corridor	5,126,969.04	4,512,250.41	3,816,626.55	13,455,846.00	k
Reversal STAT Entry for 2021 Rate Adjustment	5,906,810.85	1,779,650.53	2,384,243.30	10,070,704.68	i
Rounding Variance		(0.01)	0.01	-	
Accrual basis	<u>213,387,683.78</u>	<u>182,914,316.83</u>	<u>147,483,239.95</u>	<u>543,785,240.56</u>	

Key

- a** Consistent with NAIC guidelines, UPRV records premiums on an accrual basis of accounting.
- b** Liquid damages have been reclassified from SG&A expense to reduction in reveune. Request made by UHC Regulatory for fines, assessments (liquid damages)
- c** HCBS Accrual for Rate Change; accrual was made fro 12/31/2021 and reversed 01/1/2022
- d** Other Recoupments: TennCare recouped for incarcerated member.
- e** Retro billing premium tax adjustment
- f**
FIN360 Timing Difference: A change was made on how revenue is recorded that results in a timing difference. Prior to Sept 2017, revenue was recorded based on remittances. Effective September 2017, revenue is recorded based on the eligibility file. The variance between the files results in a timing difference between the funding received from TennCare versus the revenue recorded by UHC.
- g** Pass thru capitation based payments from TennCare for all 11 Pass Thru Programs: Health Links (HL); Emergency Medical Services(EMS), Health Directed Payment (HDP), Patient Centered Medical Home (PCMH), Patient Centered Medical Home Outcome, Physician (Phy); Medical Therapy Management (MTM), Home Community Based Services (HCBS); Nursing Facility COVID19 (NF); Behavior Health (BH) and Primary Care Provider (PCP).
- h** Change in withholding comparing Dec 2021 to March 2022
- i** ECF Pass thru items for Premium Tax and Claims are not booked as revenue
- j** COVID Medical expense reimbursement from TennCare.
- k** 2020 Risk Corridor Recoupment: This was a recoupment by TennCare in March 2021
- l** STAT Entry Reversal for 12312021 2021 Rate Adjustement

Accrual change is calculated as follows:	<u>Middle</u>	<u>East</u>	<u>West</u>	<u>Consolidated</u>
Reversal of Dec 2020 Accrued MWOS	11,054,811.78	12,071,336.18	9,719,372.49	32,845,520.45
Reversal of Dec 2020 Accrued RAR	5,119,893.28	10,418,920.77	17,613,420.01	33,152,234.06
Reversal of Dec 2020 Accrued Retro	(548,599.17)	(423,037.18)	(338,694.69)	(1,310,331.04)
2021 Accrued MWOS	(9,929,718.70)	(10,907,108.46)	(8,818,641.68)	(29,655,468.84)
2021 Accrued RAR	(80,025.73)	(1,707,185.28)	(2,998,300.08)	(4,785,511.09)
2021 Accrued Retro	516,189.61	386,833.97	309,640.60	1,212,664.18
2021 Accrued Rate Change	(9,641,951.35)	(8,190,619.31)	(7,724,152.64)	(25,556,723.30)
Total change in accrual	<u>(3,509,400.28)</u>	<u>1,649,140.69</u>	<u>7,762,644.01</u>	<u>5,902,384.42</u>

MWOS	3,190,051.61
RAR	28,366,722.97
Retro	(97,666.86)
Rate Change	<u>(25,556,723.30)</u>
	5,902,384.42

UnitedHealthcare Plan of the River Valley, Inc.
TennCare Subsequent Collections Schedule
As of March 31, 2022

12/31/2021 AR balance by component

	12/31/2021	Medicaid	LTC	Total
GL Accrual for withholding	55600-03000-11027	3,946,946.92	1,116,400	5,063,347
GL Accrual for rate change	55600-03000-11070	-	-	-
GL Accrual for future retroactive premium	55600-03000-11070	1,436,932	(126,601)	1,310,331
GL Accrual for Risk Adjusted Rate	55600-03000-21297	(16,363,981)	(16,788,253)	(33,152,234)
GL Accrual for Members without Service (Choices)	55600-03000-21297	1,799,959	(34,645,480)	(32,845,520)
GL balance 12/31/2021		<u>(9,180,142)</u>	<u>(50,443,934)</u>	<u>(59,624,077)</u>

	Medicaid		LTC		Total Cash Received for PY IDB Dates			Total Medicaid & LTC Cash Received for PY IDB Dates	MWOS Recoupment Difference between L and O				
	Prior Medicaid withhold paid	Prior LTC withhold paid	Withhold on CY Cash Received for PY IDB Dates	Withhold on CY Cash Received for PY IDB Dates	Medicaid Recoupments	LTC Recoupments	(includes W/H & Recoupments)						
							(including W/H and excluding Recoupments)						
2022 Cash receipts related to 2021 service dates													
Jan-22	-	-	32,325	(8,514)	-	-	1,370,878	(340,551)	1,054,139	1,403,204	(349,065)	1,054,139	-
Feb-22	(32,325)	8,514	16,356	(8,185)	-	-	653,345	(327,381)	310,324	637,375	(327,052)	310,324	-
Mar-22	(16,356)	8,185	13,978	(469)	(429,688)	6,721,166	558,514	(18,744)	6,836,586	556,136	(11,028)	545,109	6,291,478
2022 Cash receipts related to 2021 service dates	<u>(48,681)</u>	<u>16,698</u>	<u>62,659</u>	<u>(17,167)</u>	<u>(429,688)</u>	<u>6,721,166</u>	<u>2,582,737</u>	<u>(686,676)</u>	<u>8,201,048</u>	<u>2,596,715</u>	<u>(687,145)</u>	<u>1,909,571</u>	<u>6,291,478</u>

United Healthcare C & S - Tennessee
Retroactive Revenue Accrual Summary
March-22

Total												
IDB	Mid TN - TANF		Mid TN - LTC		West TN - TANF		West TN - LTC		East TN - TANF		East TN - LTC	
	Mbrs	Rev	Mbrs	Rev	Mbrs	Rev	Mbrs	Rev	Mbrs	Rev	Mbrs	Rev
Mar-22	1,170	614,154.14	(17)	(97,964.53)	665	345,721.56	(7)	(36,080.95)	751	461,603.61	(14)	(74,769.64)
Prior Month	1,183	625,905.25	(12)	(73,548.62)	689	355,033.00	(3)	(14,580.58)	755	463,857.97	(13)	(62,670.04)
Change from Prior Month	(13)	(11,751.11)	(5)	(24,415.91)	(24)	(9,311.44)	(4)	(21,500.37)	(4)	(2,254.37)	(2)	(12,099.60)