

ANNUAL STATEMENT

OF THE

UnitedHealthcare Plan of the River Valley, Inc.

TO THE

Insurance Department

OF THE

STATE OF

Illinois

FOR THE YEAR ENDED
DECEMBER 31, 2021

HEALTH

2021



HEALTH ANNUAL STATEMENT

FOR THE YEAR ENDED DECEMBER 31, 2021
OF THE CONDITION AND AFFAIRS OF THE

UnitedHealthcare Plan of the River Valley, Inc.

NAIC Group Code 0707 0707 NAIC Company Code 95378 Employer's ID Number 36-3379945
(Current) (Prior)

Organized under the Laws of Illinois, State of Domicile or Port of Entry IL

Country of Domicile United States of America

Licensed as business type: Health Maintenance Organization

Is HMO Federally Qualified? Yes [] No [X]

Incorporated/Organized 08/05/1985 Commenced Business 12/19/1985

Statutory Home Office 1 KONE Court, 101 17th Street, Suite 301, Moline, IL, US 61265
(Street and Number) (City or Town, State, Country and Zip Code)

Main Administrative Office 1 KONE Court, 101 17th Street, Suite 301
(Street and Number)
Moline, IL, US 61265 309-736-4600
(City or Town, State, Country and Zip Code) (Area Code) (Telephone Number)

Mail Address 9800 Health Care Lane, MN006-W500, Minnetonka, MN, US 55343
(Street and Number or P.O. Box) (City or Town, State, Country and Zip Code)

Primary Location of Books and Records 1 KONE Court, 101 17th Street, Suite 301
(Street and Number)
Moline, IL, US 61265 309-736-4600
(City or Town, State, Country and Zip Code) (Area Code) (Telephone Number)

Internet Website Address UHCRiverValley.com

Statutory Statement Contact Lisa A Miller, 952-202-4741
(Name) (Area Code) (Telephone Number)
regreporting_illinois@uhc.com, 952-931-4651
(E-mail Address) (FAX Number)

OFFICERS

President Ute Wegfarth Strand # Treasurer Peter Marshall Gill
Secretary Heather Anastasia Lang Chief Financial Officer James Wesley Kelly

OTHER

Jessica Leigh Zuba, Assistant Secretary Nyle Brent Cottingham, Vice President Robert Andersen Broomfield, President, Commercial

DIRECTORS OR TRUSTEES

Robert Andersen Broomfield Brendan Paul Hostetler James Wesley Kelly
Ute Wegfarth Strand # Scott Edward Williams William Kenneth Appelgate, Ph.D
James Edward Hecker Cathie Sue Whiteside

State of _____ State of _____ State of _____

County of _____ County of _____ County of _____

The officers of this reporting entity being duly sworn, each depose and say that they are the described officers of said reporting entity, and that on the reporting period stated above, all of the herein described assets were the absolute property of the said reporting entity, free and clear from any liens or claims thereon, except as herein stated, and that this statement, together with related exhibits, schedules and explanations therein contained, annexed or referred to, is a full and true statement of all the assets and liabilities and of the condition and affairs of the said reporting entity as of the reporting period stated above, and of its income and deductions therefrom for the period ended, and have been completed in accordance with the NAIC Annual Statement Instructions and Accounting Practices and Procedures manual except to the extent that: (1) state law may differ; or, (2) that state rules or regulations require differences in reporting not related to accounting practices and procedures, according to the best of their information, knowledge and belief, respectively. Furthermore, the scope of this attestation by the described officers also includes the related corresponding electronic filing with the NAIC, when required, that is an exact copy (except for formatting differences due to electronic filing) of the enclosed statement. The electronic filing may be requested by various regulators in lieu of or in addition to the enclosed statement.

Robert Andersen Broomfield
President, Commercial

Heather Anastasia Lang
Secretary

James Wesley Kelly
Chief Financial Officer

Subscribed and sworn to before me this _____ day of _____

Subscribed and sworn to before me this _____ day of _____

Subscribed and sworn to before me this _____ day of _____

- a. Is this an original filing?..... Yes [X] No []
b. If no,
1. State the amendment number.....
2. Date filed.....
3. Number of pages attached.....

ASSETS

	Current Year			Prior Year
	1 Assets	2 Nonadmitted Assets	3 Net Admitted Assets (Cols. 1 - 2)	4 Net Admitted Assets
1. Bonds (Schedule D)	723,311,983	0	723,311,983	683,036,957
2. Stocks (Schedule D):				
2.1 Preferred stocks	0	0	0	0
2.2 Common stocks	0	0	0	0
3. Mortgage loans on real estate (Schedule B):				
3.1 First liens	0	0	0	0
3.2 Other than first liens	0	0	0	0
4. Real estate (Schedule A):				
4.1 Properties occupied by the company (less \$0 encumbrances)	0	0	0	0
4.2 Properties held for the production of income (less \$0 encumbrances)	0	0	0	0
4.3 Properties held for sale (less \$0 encumbrances)	0	0	0	0
5. Cash (\$879,834 , Schedule E - Part 1), cash equivalents (\$247,243,272 , Schedule E - Part 2) and short-term investments (\$18,910,949 , Schedule DA)	267,034,055	0	267,034,055	406,929,662
6. Contract loans, (including \$0 premium notes)	0	0	0	0
7. Derivatives (Schedule DB)	0	0	0	0
8. Other invested assets (Schedule BA)	5,917,181	0	5,917,181	7,838,898
9. Receivables for securities	0	0	0	0
10. Securities lending reinvested collateral assets (Schedule DL)	0	0	0	0
11. Aggregate write-ins for invested assets	0	0	0	0
12. Subtotals, cash and invested assets (Lines 1 to 11)	996,263,219	0	996,263,219	1,097,805,517
13. Title plants less \$0 charged off (for Title insurers only)	0	0	0	0
14. Investment income due and accrued	4,993,390	0	4,993,390	5,103,968
15. Premiums and considerations:				
15.1 Uncollected premiums and agents' balances in the course of collection	9,551,033	473,440	9,077,593	51,727,112
15.2 Deferred premiums and agents' balances and installments booked but deferred and not yet due (including \$0 earned but unbilled premiums)	0	0	0	0
15.3 Accrued retrospective premiums (\$191,248) and contracts subject to redetermination (\$47,436,270)	46,089,913	0	46,089,913	68,307,414
16. Reinsurance:				
16.1 Amounts recoverable from reinsurers	0	0	0	0
16.2 Funds held by or deposited with reinsured companies	0	0	0	0
16.3 Other amounts receivable under reinsurance contracts	0	0	0	0
17. Amounts receivable relating to uninsured plans	66,039,081	17,125	66,021,956	57,049,337
18.1 Current federal and foreign income tax recoverable and interest thereon	13,594,257	0	13,594,257	7,442,168
18.2 Net deferred tax asset	5,488,847	361,903	5,126,944	14,385,170
19. Guaranty funds receivable or on deposit	221,659	0	221,659	278,472
20. Electronic data processing equipment and software	0	0	0	0
21. Furniture and equipment, including health care delivery assets (\$0)	0	0	0	0
22. Net adjustment in assets and liabilities due to foreign exchange rates	0	0	0	0
23. Receivables from parent, subsidiaries and affiliates	116,637	116,637	0	0
24. Health care (\$57,825,477) and other amounts receivable	74,404,248	16,578,771	57,825,477	52,038,546
25. Aggregate write-ins for other than invested assets	177,563	176,141	1,422	20,021,607
26. Total assets excluding Separate Accounts, Segregated Accounts and Protected Cell Accounts (Lines 12 to 25)	1,216,939,847	17,724,017	1,199,215,830	1,374,159,311
27. From Separate Accounts, Segregated Accounts and Protected Cell Accounts	0	0	0	0
28. Total (Lines 26 and 27)	1,216,939,847	17,724,017	1,199,215,830	1,374,159,311
DETAILS OF WRITE-INS				
1101.				
1102.				
1103.				
1198. Summary of remaining write-ins for Line 11 from overflow page	0	0	0	0
1199. Totals (Lines 1101 thru 1103 plus 1198)(Line 11 above)	0	0	0	0
2501. Prepaid Miscellaneous	166,667	166,667	0	0
2502. Prepaid Commissions	4,894	4,894	0	0
2503. Service Fee Billing	3,136	3,136	0	0
2598. Summary of remaining write-ins for Line 25 from overflow page	2,866	1,444	1,422	20,021,607
2599. Totals (Lines 2501 thru 2503 plus 2598)(Line 25 above)	177,563	176,141	1,422	20,021,607

LIABILITIES, CAPITAL AND SURPLUS

	Current Year			Prior Year
	1	2	3	4
	Covered	Uncovered	Total	Total
1. Claims unpaid (less \$0 reinsurance ceded).....	307,223,007	0	307,223,007	292,702,370
2. Accrued medical incentive pool and bonus amounts.....	4,916,624	0	4,916,624	7,406,134
3. Unpaid claims adjustment expenses.....	2,965,431	0	2,965,431	3,104,209
4. Aggregate health policy reserves, including the liability of \$56,359,444 for medical loss ratio rebate per the Public Health Service Act.....	286,702,237	0	286,702,237	100,791,779
5. Aggregate life policy reserves.....	0	0	0	0
6. Property/casualty unearned premium reserves.....	0	0	0	0
7. Aggregate health claim reserves.....	787,090	0	787,090	900,495
8. Premiums received in advance.....	2,347,533	0	2,347,533	196,222,194
9. General expenses due or accrued.....	48,521,154	0	48,521,154	46,302,565
10.1 Current federal and foreign income tax payable and interest thereon (including \$0 on realized capital gains (losses)).....	0	0	0	0
10.2 Net deferred tax liability.....	0	0	0	0
11. Ceded reinsurance premiums payable.....	234,355	0	234,355	257,620
12. Amounts withheld or retained for the account of others.....	37,617	0	37,617	51,150
13. Remittances and items not allocated.....	2,136	0	2,136	3,341
14. Borrowed money (including \$0 current) and interest thereon \$0 (including \$0 current).....	0	0	0	0
15. Amounts due to parent, subsidiaries and affiliates.....	72,812,695	0	72,812,695	28,365,920
16. Derivatives.....	0	0	0	0
17. Payable for securities.....	0	0	0	2,114,229
18. Payable for securities lending.....	0	0	0	0
19. Funds held under reinsurance treaties (with \$0 authorized reinsurers, \$0 unauthorized reinsurers and \$0 certified reinsurers).....	0	0	0	0
20. Reinsurance in unauthorized and certified (\$0) companies.....	0	0	0	0
21. Net adjustments in assets and liabilities due to foreign exchange rates.....	0	0	0	0
22. Liability for amounts held under uninsured plans.....	50,049,904	0	50,049,904	48,361,497
23. Aggregate write-ins for other liabilities (including \$0 current).....	0	0	0	0
24. Total liabilities (Lines 1 to 23).....	776,599,783	0	776,599,783	726,583,503
25. Aggregate write-ins for special surplus funds.....	XXX	XXX	0	0
26. Common capital stock.....	XXX	XXX	610,000	610,000
27. Preferred capital stock.....	XXX	XXX	0	0
28. Gross paid in and contributed surplus.....	XXX	XXX	104,977,137	104,977,137
29. Surplus notes.....	XXX	XXX	0	0
30. Aggregate write-ins for other than special surplus funds.....	XXX	XXX	1,500,000	1,500,000
31. Unassigned funds (surplus).....	XXX	XXX	315,528,910	540,488,671
32. Less treasury stock, at cost:				
32.10 shares common (value included in Line 26 \$0).....	XXX	XXX	0	0
32.20 shares preferred (value included in Line 27 \$0).....	XXX	XXX	0	0
33. Total capital and surplus (Lines 25 to 31 minus Line 32).....	XXX	XXX	422,616,047	647,575,808
34. Total liabilities, capital and surplus (Lines 24 and 33).....	XXX	XXX	1,199,215,830	1,374,159,311
DETAILS OF WRITE-INS				
2301.				
2302.				
2303.				
2398. Summary of remaining write-ins for Line 23 from overflow page.....	0	0	0	0
2399. Totals (Lines 2301 thru 2303 plus 2398)(Line 23 above).....	0	0	0	0
2501.	XXX	XXX		
2502.	XXX	XXX		
2503.	XXX	XXX		
2598. Summary of remaining write-ins for Line 25 from overflow page.....	XXX	XXX	0	0
2599. Totals (Lines 2501 thru 2503 plus 2598)(Line 25 above).....	XXX	XXX	0	0
3001. Statutory Fund.....	XXX	XXX	1,500,000	1,500,000
3002.	XXX	XXX		
3003.	XXX	XXX		
3098. Summary of remaining write-ins for Line 30 from overflow page.....	XXX	XXX	0	0
3099. Totals (Lines 3001 thru 3003 plus 3098)(Line 30 above).....	XXX	XXX	1,500,000	1,500,000

STATEMENT OF REVENUE AND EXPENSES

	Current Year		Prior Year
	1 Uncovered	2 Total	3 Total
1. Member Months.....	XXX	6,874,079	6,259,849
2. Net premium income (including \$0 non-health premium income).....	XXX	3,406,570,090	3,299,495,358
3. Change in unearned premium reserves and reserve for rate credits.....	XXX	(124,216,493)	(59,967,328)
4. Fee-for-service (net of \$0 medical expenses).....	XXX	0	0
5. Risk revenue.....	XXX	0	0
6. Aggregate write-ins for other health care related revenues.....	XXX	0	0
7. Aggregate write-ins for other non-health revenues.....	XXX	0	0
8. Total revenues (Lines 2 to 7).....	XXX	3,282,353,597	3,239,528,030
Hospital and Medical:			
9. Hospital/medical benefits.....	0	2,504,031,011	2,407,326,695
10. Other professional services.....	0	36,240,958	31,315,021
11. Outside referrals.....	0	0	0
12. Emergency room and out-of-area.....	0	0	0
13. Prescription drugs.....	0	54,542,092	46,013,058
14. Aggregate write-ins for other hospital and medical.....	0	0	0
15. Incentive pool, withhold adjustments and bonus amounts.....	0	3,589,555	10,072,832
16. Subtotal (Lines 9 to 15).....	0	2,598,403,616	2,494,727,606
Less:			
17. Net reinsurance recoveries.....	0	0	0
18. Total hospital and medical (Lines 16 minus 17).....	0	2,598,403,616	2,494,727,606
19. Non-health claims (net).....	0	0	0
20. Claims adjustment expenses, including \$121,145,236 cost containment expenses.....	0	163,305,753	189,467,794
21. General administrative expenses.....	0	292,807,214	323,205,726
22. Increase in reserves for life and accident and health contracts (including \$0 increase in reserves for life only).....	0	0	0
23. Total underwriting deductions (Lines 18 through 22).....	0	3,054,516,583	3,007,401,126
24. Net underwriting gain or (loss) (Lines 8 minus 23).....	XXX	227,837,014	232,126,904
25. Net investment income earned (Exhibit of Net Investment Income, Line 17).....	0	10,803,082	14,472,450
26. Net realized capital gains (losses) less capital gains tax of \$367,764.....	0	1,321,240	302,023
27. Net investment gains (losses) (Lines 25 plus 26).....	0	12,124,322	14,774,473
28. Net gain or (loss) from agents' or premium balances charged off [(amount recovered \$15,582) (amount charged off \$(58,920))].....	0	(43,338)	(13,654)
29. Aggregate write-ins for other income or expenses.....	0	62,188	0
30. Net income or (loss) after capital gains tax and before all other federal income taxes (Lines 24 plus 27 plus 28 plus 29).....	XXX	239,980,186	246,887,723
31. Federal and foreign income taxes incurred.....	XXX	39,393,980	69,950,546
32. Net income (loss) (Lines 30 minus 31).....	XXX	200,586,206	176,937,177
DETAILS OF WRITE-INS			
0601.	XXX		
0602.	XXX		
0603.	XXX		
0698. Summary of remaining write-ins for Line 6 from overflow page.....	XXX	0	0
0699. Totals (Lines 0601 thru 0603 plus 0698)(Line 6 above).....	XXX	0	0
0701.	XXX		
0702.	XXX		
0703.	XXX		
0798. Summary of remaining write-ins for Line 7 from overflow page.....	XXX	0	0
0799. Totals (Lines 0701 thru 0703 plus 0798)(Line 7 above).....	XXX	0	0
1401.			
1402.			
1403.			
1498. Summary of remaining write-ins for Line 14 from overflow page.....	0	0	0
1499. Totals (Lines 1401 thru 1403 plus 1498)(Line 14 above).....	0	0	0
2901. Investment Proceeds - Settlement.....	0	62,253	0
2902. Fines & Penalties - Paid and Accrued.....	0	(65)	0
2903.			
2998. Summary of remaining write-ins for Line 29 from overflow page.....	0	0	0
2999. Totals (Lines 2901 thru 2903 plus 2998)(Line 29 above).....	0	62,188	0

STATEMENT OF REVENUE AND EXPENSES (Continued)

	1 Current Year	2 Prior Year
CAPITAL AND SURPLUS ACCOUNT		
33. Capital and surplus prior reporting year.....	647,575,808	615,878,537
34. Net income or (loss) from Line 32.....	200,586,206	176,937,177
35. Change in valuation basis of aggregate policy and claim reserves.....	0	0
36. Change in net unrealized capital gains (losses) less capital gains tax of \$ 0.....	0	(884)
37. Change in net unrealized foreign exchange capital gain or (loss).....	0	0
38. Change in net deferred income tax.....	(9,121,023)	5,409,904
39. Change in nonadmitted assets.....	3,575,056	3,351,074
40. Change in unauthorized and certified reinsurance.....	0	0
41. Change in treasury stock.....	0	0
42. Change in surplus notes.....	0	0
43. Cumulative effect of changes in accounting principles.....	0	0
44. Capital Changes:		
44.1 Paid in.....	0	0
44.2 Transferred from surplus (Stock Dividend).....	0	0
44.3 Transferred to surplus.....	0	0
45. Surplus adjustments:		
45.1 Paid in.....	0	0
45.2 Transferred to capital (Stock Dividend).....	0	0
45.3 Transferred from capital.....	0	0
46. Dividends to stockholders.....	(420,000,000)	(154,000,000)
47. Aggregate write-ins for gains or (losses) in surplus.....	0	0
48. Net change in capital and surplus (Lines 34 to 47).....	(224,959,761)	31,697,271
49. Capital and surplus end of reporting period (Line 33 plus 48)	422,616,047	647,575,808
DETAILS OF WRITE-INS		
4701.		
4702.		
4703.		
4798. Summary of remaining write-ins for Line 47 from overflow page.....	0	0
4799. Totals (Lines 4701 thru 4703 plus 4798)(Line 47 above)	0	0

CASH FLOW

	1	2
	Current Year	Prior Year
Cash from Operations		
1. Premiums collected net of reinsurance	3,387,231,315	3,642,818,257
2. Net investment income	20,752,606	20,917,728
3. Miscellaneous income	0	0
4. Total (Lines 1 through 3)	3,407,983,921	3,663,735,985
5. Benefit and loss related payments	2,588,051,061	2,502,765,153
6. Net transfers to Separate Accounts, Segregated Accounts and Protected Cell Accounts	0	0
7. Commissions, expenses paid and aggregate write-ins for deductions	509,818,654	534,990,962
8. Dividends paid to policyholders	0	0
9. Federal and foreign income taxes paid (recovered) net of \$0 tax on capital gains (losses)	45,913,832	101,078,971
10. Total (Lines 5 through 9)	3,143,783,547	3,138,835,086
11. Net cash from operations (Line 4 minus Line 10)	264,200,374	524,900,899
Cash from Investments		
12. Proceeds from investments sold, matured or repaid:		
12.1 Bonds	156,908,996	207,591,336
12.2 Stocks	0	0
12.3 Mortgage loans	0	0
12.4 Real estate	0	0
12.5 Other invested assets	0	0
12.6 Net gains or (losses) on cash, cash equivalents and short-term investments	0	(25,239)
12.7 Miscellaneous proceeds	0	2,114,229
12.8 Total investment proceeds (Lines 12.1 to 12.7)	156,908,996	209,680,326
13. Cost of investments acquired (long-term only):		
13.1 Bonds	203,411,997	264,207,862
13.2 Stocks	0	0
13.3 Mortgage loans	0	0
13.4 Real estate	0	0
13.5 Other invested assets	0	0
13.6 Miscellaneous applications	2,114,229	0
13.7 Total investments acquired (Lines 13.1 to 13.6)	205,526,226	264,207,862
14. Net increase (decrease) in contract loans and premium notes	0	0
15. Net cash from investments (Line 12.8 minus Line 13.7 minus Line 14)	(48,617,230)	(54,527,536)
Cash from Financing and Miscellaneous Sources		
16. Cash provided (applied):		
16.1 Surplus notes, capital notes	0	0
16.2 Capital and paid in surplus, less treasury stock	0	0
16.3 Borrowed funds	0	0
16.4 Net deposits on deposit-type contracts and other insurance liabilities	0	0
16.5 Dividends to stockholders	420,000,000	154,000,000
16.6 Other cash provided (applied)	64,521,249	(15,827,304)
17. Net cash from financing and miscellaneous sources (Lines 16.1 to 16.4 minus Line 16.5 plus Line 16.6)	(355,478,751)	(169,827,304)
RECONCILIATION OF CASH, CASH EQUIVALENTS AND SHORT-TERM INVESTMENTS		
18. Net change in cash, cash equivalents and short-term investments (Line 11, plus Lines 15 and 17)	(139,895,607)	300,546,059
19. Cash, cash equivalents and short-term investments:		
19.1 Beginning of year	406,929,662	106,383,603
19.2 End of year (Line 18 plus Line 19.1)	267,034,055	406,929,662

Note: Supplemental disclosures of cash flow information for non-cash transactions:

--	--	--

ANNUAL STATEMENT FOR THE YEAR 2021 OF THE UnitedHealthcare Plan of the River Valley, Inc.

ANALYSIS OF OPERATIONS BY LINES OF BUSINESS

	1	2	3	4	5	6	7	8	9	10
	Total	Comprehensive (Hospital & Medical)	Medicare Supplement	Dental Only	Vision Only	Federal Employees Health Benefits Plan	Title XVIII Medicare	Title XIX Medicaid	Other Health	Other Non-Health
1. Net premium income	3,406,570,090	151,568,454	0	0	0	0	1,247,379,572	2,007,622,064	0	0
2. Change in unearned premium reserves and reserve for rate credit	(124,216,493)	(1,701,801)	0	0	0	0	(15,241,372)	(107,273,320)	0	0
3. Fee-for-service (net of \$ 0 medical expenses)	0	0	0	0	0	0	0	0	0	XXX
4. Risk revenue	0	0	0	0	0	0	0	0	0	XXX
5. Aggregate write-ins for other health care related revenues	0	0	0	0	0	0	0	0	0	XXX
6. Aggregate write-ins for other non-health care related revenues	0	XXX	XXX	XXX	XXX	XXX	XXX	XXX	XXX	0
7. Total revenues (Lines 1 to 6)	3,282,353,597	149,866,653	0	0	0	0	1,232,138,200	1,900,348,744	0	0
8. Hospital/medical benefits	2,504,031,011	93,021,676	0	0	0	13,957	883,666,575	1,527,328,803	0	XXX
9. Other professional services	36,240,958	322,533	0	0	0	0	28,275,672	7,642,753	0	XXX
10. Outside referrals	0	0	0	0	0	0	0	0	0	XXX
11. Emergency room and out-of-area	0	0	0	0	0	0	0	0	0	XXX
12. Prescription drugs	54,542,092	15,065,885	0	0	0	(1,551)	39,645,126	(167,368)	0	XXX
13. Aggregate write-ins for other hospital and medical	0	0	0	0	0	0	0	0	0	XXX
14. Incentive pool, withhold adjustments and bonus amounts	3,589,555	8,872	0	0	0	0	3,129,014	451,669	0	XXX
15. Subtotal (Lines 8 to 14)	2,598,403,616	108,418,966	0	0	0	12,406	954,716,387	1,535,255,857	0	XXX
16. Net reinsurance recoveries	0	0	0	0	0	0	0	0	0	XXX
17. Total medical and hospital (Lines 15 minus 16)	2,598,403,616	108,418,966	0	0	0	12,406	954,716,387	1,535,255,857	0	XXX
18. Non-health claims (net)	0	XXX	XXX	XXX	XXX	XXX	XXX	XXX	XXX	0
19. Claims adjustment expenses including \$ 121,145,236 cost containment expenses	163,305,753	6,039,484	0	0	0	94	49,741,149	107,525,026	0	0
20. General administrative expenses	292,807,214	12,994,246	0	0	0	30	75,515,250	204,297,688	0	0
21. Increase in reserves for accident and health contracts	0	0	0	0	0	0	0	0	0	XXX
22. Increase in reserves for life contracts	0	XXX	XXX	XXX	XXX	XXX	XXX	XXX	XXX	0
23. Total underwriting deductions (Lines 17 to 22)	3,054,516,583	127,452,696	0	0	0	12,530	1,079,972,786	1,847,078,571	0	0
24. Total underwriting gain or (loss) (Line 7 minus Line 23)	227,837,014	22,413,957	0	0	0	(12,530)	152,165,414	53,270,173	0	0
DETAILS OF WRITE-INS										
0501.										XXX
0502.										XXX
0503.										XXX
0598. Summary of remaining write-ins for Line 5 from overflow page	0	0	0	0	0	0	0	0	0	XXX
0599. Totals (Lines 0501 thru 0503 plus 0598) (Line 5 above)	0	0	0	0	0	0	0	0	0	XXX
0601.		XXX	XXX	XXX	XXX	XXX	XXX	XXX	XXX	XXX
0602.		XXX	XXX	XXX	XXX	XXX	XXX	XXX	XXX	XXX
0603.		XXX	XXX	XXX	XXX	XXX	XXX	XXX	XXX	XXX
0698. Summary of remaining write-ins for Line 6 from overflow page	0	XXX	XXX	XXX	XXX	XXX	XXX	XXX	XXX	0
0699. Totals (Lines 0601 thru 0603 plus 0698) (Line 6 above)	0	XXX	XXX	XXX	XXX	XXX	XXX	XXX	XXX	0
1301.										XXX
1302.										XXX
1303.										XXX
1398. Summary of remaining write-ins for Line 13 from overflow page	0	0	0	0	0	0	0	0	0	XXX
1399. Totals (Lines 1301 thru 1303 plus 1398) (Line 13 above)	0	0	0	0	0	0	0	0	0	XXX

ANNUAL STATEMENT FOR THE YEAR 2021 OF THE UnitedHealthcare Plan of the River Valley, Inc.

UNDERWRITING AND INVESTMENT EXHIBIT

PART 1 - PREMIUMS

Line of Business	1 Direct Business	2 Reinsurance Assumed	3 Reinsurance Ceded	4 Net Premium Income (Cols. 1 + 2 - 3)
1. Comprehensive (hospital and medical)	151,727,869	0	159,415	151,568,454
2. Medicare Supplement	0	0	0	0
3. Dental only	0	0	0	0
4. Vision only	0	0	0	0
5. Federal Employees Health Benefits Plan	0	0	0	0
6. Title XVIII - Medicare	1,248,632,747	0	1,253,175	1,247,379,572
7. Title XIX - Medicaid	2,009,529,990	0	1,907,925	2,007,622,065
8. Other health	0	0	0	0
9. Health subtotal (Lines 1 through 8)	3,409,890,606	0	3,320,515	3,406,570,091
10. Life	0	0	0	0
11. Property/casualty	0	0	0	0
12. Totals (Lines 9 to 11)	3,409,890,606	0	3,320,515	3,406,570,091

ANNUAL STATEMENT FOR THE YEAR 2021 OF THE UnitedHealthcare Plan of the River Valley, Inc.

UNDERWRITING AND INVESTMENT EXHIBIT

PART 2 - CLAIMS INCURRED DURING THE YEAR

	1	2	3	4	5	6	7	8	9	10
	Total	Comprehensive (Hospital & Medical)	Medicare Supplement	Dental Only	Vision Only	Federal Employees Health Benefits Plan	Title XVIII Medicare	Title XIX Medicaid	Other Health	Other Non-Health
1. Payments during the year:										
1.1 Direct	2,581,971,996	106,365,939	.0	.0	.0	(1,887)	955,611,459	1,519,996,485	.0	.0
1.2 Reinsurance assumed	.0	.0	.0	.0	.0	.0	.0	.0	.0	.0
1.3 Reinsurance ceded	.0	.0	.0	.0	.0	.0	.0	.0	.0	.0
1.4 Net	2,581,971,996	106,365,939	.0	.0	.0	(1,887)	955,611,459	1,519,996,485	.0	.0
2. Paid medical incentive pools and bonuses	6,079,064	16,692	.0	.0	.0	.0	5,093,267	969,105	.0	.0
3. Claim liability December 31, current year from Part 2A:										
3.1 Direct	307,223,006	13,023,907	.0	.0	.0	4,612	96,397,503	197,796,984	.0	.0
3.2 Reinsurance assumed	.0	.0	.0	.0	.0	.0	.0	.0	.0	.0
3.3 Reinsurance ceded	.0	.0	.0	.0	.0	.0	.0	.0	.0	.0
3.4 Net	307,223,006	13,023,907	.0	.0	.0	4,612	96,397,503	197,796,984	.0	.0
4. Claim reserve December 31, current year from Part 2D:										
4.1 Direct	787,090	185,807	.0	.0	.0	.0	161,818	439,465	.0	.0
4.2 Reinsurance assumed	.0	.0	.0	.0	.0	.0	.0	.0	.0	.0
4.3 Reinsurance ceded	.0	.0	.0	.0	.0	.0	.0	.0	.0	.0
4.4 Net	787,090	185,807	.0	.0	.0	.0	161,818	439,465	.0	.0
5. Accrued medical incentive pools and bonuses, current year	4,916,624	10,656	.0	.0	.0	.0	3,411,684	1,494,284	.0	.0
6. Net healthcare receivables (a)	1,565,166	(344,062)	.0	.0	.0	.0	6,222,390	(4,313,162)	.0	.0
7. Amounts recoverable from reinsurers December 31, current year	.0	.0	.0	.0	.0	.0	.0	.0	.0	.0
8. Claim liability December 31, prior year from Part 2A:										
8.1 Direct	292,702,370	11,191,687	.0	.0	.0	(9,681)	94,179,027	187,341,337	.0	.0
8.2 Reinsurance assumed	.0	.0	.0	.0	.0	.0	.0	.0	.0	.0
8.3 Reinsurance ceded	.0	.0	.0	.0	.0	.0	.0	.0	.0	.0
8.4 Net	292,702,370	11,191,687	.0	.0	.0	(9,681)	94,179,027	187,341,337	.0	.0
9. Claim reserve December 31, prior year from Part 2D:										
9.1 Direct	900,495	317,934	.0	.0	.0	.0	181,990	400,571	.0	.0
9.2 Reinsurance assumed	.0	.0	.0	.0	.0	.0	.0	.0	.0	.0
9.3 Reinsurance ceded	.0	.0	.0	.0	.0	.0	.0	.0	.0	.0
9.4 Net	900,495	317,934	.0	.0	.0	.0	181,990	400,571	.0	.0
10. Accrued medical incentive pools and bonuses, prior year	7,406,133	18,476	.0	.0	.0	.0	5,375,938	2,011,719	.0	.0
11. Amounts recoverable from reinsurers December 31, prior year	.0	.0	.0	.0	.0	.0	.0	.0	.0	.0
12. Incurred Benefits:										
12.1 Direct	2,594,814,061	108,410,094	.0	.0	.0	12,406	951,587,373	1,534,804,188	.0	.0
12.2 Reinsurance assumed	.0	.0	.0	.0	.0	.0	.0	.0	.0	.0
12.3 Reinsurance ceded	.0	.0	.0	.0	.0	.0	.0	.0	.0	.0
12.4 Net	2,594,814,061	108,410,094	.0	.0	.0	12,406	951,587,373	1,534,804,188	.0	.0
13. Incurred medical incentive pools and bonuses	3,589,555	8,872	.0	.0	.0	.0	3,129,013	451,670	.0	.0

(a) Excludes \$ 160,000 loans or advances to providers not yet expensed.

ANNUAL STATEMENT FOR THE YEAR 2021 OF THE UnitedHealthcare Plan of the River Valley, Inc.

UNDERWRITING AND INVESTMENT EXHIBIT

PART 2A - CLAIMS LIABILITY END OF CURRENT YEAR

	1	2	3	4	5	6	7	8	9	10
	Total	Comprehensive (Hospital & Medical)	Medicare Supplement	Dental Only	Vision Only	Federal Employees Health Benefits Plan	Title XVIII Medicare	Title XIX Medicaid	Other Health	Other Non-Health
1. Reported in Process of Adjustment:										
1.1 Direct	36,322,129	3,463,561	.0	.0	.0	.0	17,854,306	15,004,262	.0	.0
1.2 Reinsurance assumed0	.0	.0	.0	.0	.0	.0	.0	.0	.0
1.3 Reinsurance ceded0	.0	.0	.0	.0	.0	.0	.0	.0	.0
1.4 Net	36,322,129	3,463,561	.0	.0	.0	.0	17,854,306	15,004,262	.0	.0
2. Incurred but Unreported:										
2.1 Direct	266,358,519	9,560,346	.0	.0	.0	4,612	74,000,839	182,792,722	.0	.0
2.2 Reinsurance assumed0	.0	.0	.0	.0	.0	.0	.0	.0	.0
2.3 Reinsurance ceded0	.0	.0	.0	.0	.0	.0	.0	.0	.0
2.4 Net	266,358,519	9,560,346	.0	.0	.0	4,612	74,000,839	182,792,722	.0	.0
3. Amounts Withheld from Paid Claims and Capitations:										
3.1 Direct	4,542,358	.0	.0	.0	.0	.0	4,542,358	.0	.0	.0
3.2 Reinsurance assumed0	.0	.0	.0	.0	.0	.0	.0	.0	.0
3.3 Reinsurance ceded0	.0	.0	.0	.0	.0	.0	.0	.0	.0
3.4 Net	4,542,358	.0	.0	.0	.0	.0	4,542,358	.0	.0	.0
4. TOTALS:										
4.1 Direct	307,223,006	13,023,907	.0	.0	.0	4,612	96,397,503	197,796,984	.0	.0
4.2 Reinsurance assumed0	.0	.0	.0	.0	.0	.0	.0	.0	.0
4.3 Reinsurance ceded0	.0	.0	.0	.0	.0	.0	.0	.0	.0
4.4 Net	307,223,006	13,023,907	0	0	0	4,612	96,397,503	197,796,984	0	0

ANNUAL STATEMENT FOR THE YEAR 2021 OF THE UnitedHealthcare Plan of the River Valley, Inc.

UNDERWRITING AND INVESTMENT EXHIBIT

PART 2B - ANALYSIS OF CLAIMS UNPAID - PRIOR YEAR - NET OF REINSURANCE

Line of Business	Claims Paid During the Year		Claim Reserve and Claim Liability December 31 of Current Year		5 Claims Incurred In Prior Years (Columns 1 + 3)	6 Estimated Claim Reserve and Claim Liability December 31 of Prior Year
	1	2	3	4		
	On Claims Incurred Prior to January 1 of Current Year	On Claims Incurred During the Year	On Claims Unpaid December 31 of Prior Year	On Claims Incurred During the Year		
1. Comprehensive (hospital and medical)	5,497,279	100,868,660	62,336	13,147,379	5,559,615	11,509,621
2. Medicare Supplement	0	0	0	0	0	0
3. Dental Only	0	0	0	0	0	0
4. Vision Only	0	0	0	0	0	0
5. Federal Employees Health Benefits Plan	(1,888)	0	4,612	0	2,724	(9,681)
6. Title XVIII - Medicare	24,889,551	930,721,908	1,479,721	95,079,600	26,369,272	94,361,017
7. Title XIX - Medicaid	130,028,680	1,389,967,806	17,831,055	180,405,395	147,859,735	187,741,909
8. Other health	0	0	0	0	0	0
9. Health subtotal (Lines 1 to 8)	160,413,622	2,421,558,374	19,377,724	288,632,374	179,791,346	293,602,866
10. Healthcare receivables (a)	14,213,712	54,256,792	0	5,773,744	14,213,712	72,679,082
11. Other non-health	0	0	0	0	0	0
12. Medical incentive pools and bonus amounts	3,865,065	2,214,001	699,636	4,216,987	4,564,701	7,406,134
13. Totals (Lines 9 - 10 + 11 + 12)	150,064,975	2,369,515,583	20,077,360	287,075,617	170,142,335	228,329,918

(a) Excludes \$ 160,000 loans or advances to providers not yet expensed.

UNDERWRITING AND INVESTMENT EXHIBIT

PART 2C - DEVELOPMENT OF PAID AND INCURRED HEALTH CLAIMS

(\$000 Omitted)

Section A - Paid Health Claims - Comprehensive (Hospital & Medical)

Year in Which Losses Were Incurred		Cumulative Net Amounts Paid				
		1 2017	2 2018	3 2019	4 2020	5 2021
1.	Prior	9,442	12,270	12,290	12,270	12,261
2.	2017	128,708	142,876	142,851	142,764	142,756
3.	2018	XXX	157,092	169,256	169,297	169,286
4.	2019	XXX	XXX	126,400	132,967	132,886
5.	2020	XXX	XXX	XXX	89,852	95,466
6.	2021	XXX	XXX	XXX	XXX	100,876

Section B - Incurred Health Claims - Comprehensive (Hospital & Medical)

Year in Which Losses Were Incurred		Sum of Cumulative Net Amount Paid and Claim Liability, Claim Reserve and Medical Incentive Pool and Bonuses Outstanding at End of Year				
		1 2017	2 2018	3 2019	4 2020	5 2021
1.	Prior	9,746	12,270	12,290	12,270	12,261
2.	2017	147,718	142,959	142,851	142,764	142,756
3.	2018	XXX	174,620	169,741	169,297	169,286
4.	2019	XXX	XXX	138,009	133,049	132,886
5.	2020	XXX	XXX	XXX	101,298	95,529
6.	2021	XXX	XXX	XXX	XXX	114,034

Section C - Incurred Year Health Claims and Claims Adjustment Expense Ratio - Comprehensive (Hospital & Medical)

Years in which Premiums were Earned and Claims were Incurred	1 Premiums Earned	2 Claims Payment	3 Claim Adjustment Expense Payments	4 (Col. 3/2) Percent	5 Claim and Claim Adjustment Expense Payments (Col. 2 + 3)	6 (Col. 5/1) Percent	7 Claims Unpaid	8 Unpaid Claims Adjustment Expenses	9 Total Claims and Claims Adjustment Expense Incurred (Col. 5+7+8)	10 (Col. 9/1) Percent
1. 2017	173,140	142,756	8,058	5.6	150,814	87.1	0	0	150,814	87.1
2. 2018	205,100	169,286	8,650	5.1	177,936	86.8	0	0	177,936	86.8
3. 2019	163,570	132,886	8,889	6.7	141,775	86.7	0	0	141,775	86.7
4. 2020	123,033	95,466	2,761	2.9	98,227	79.8	62	0	98,289	79.9
5. 2021	149,866	100,876	5,307	5.3	106,183	70.9	13,158	75	119,416	79.7

UNDERWRITING AND INVESTMENT EXHIBIT

PART 2C - DEVELOPMENT OF PAID AND INCURRED HEALTH CLAIMS

(\$000 Omitted)

Section A - Paid Health Claims - Federal Employees Health Benefits Plan Premium

Year in Which Losses Were Incurred		Cumulative Net Amounts Paid				
		1 2017	2 2018	3 2019	4 2020	5 2021
1.	Prior	1,576	1,570	1,570	1,570	1,569
2.	2017	13,333	14,233	14,233	14,233	14,233
3.	2018	XXX	14,963	15,880	15,880	15,880
4.	2019	XXX	XXX	0	.77	.77
5.	2020	XXX	XXX	XXX	0	(2)
6.	2021	XXX	XXX	XXX	XXX	0

Section B - Incurred Health Claims - Federal Employees Health Benefits Plan Premium

Year in Which Losses Were Incurred		Sum of Cumulative Net Amount Paid and Claim Liability, Claim Reserve and Medical Incentive Pool and Bonuses Outstanding at End of Year				
		1 2017	2 2018	3 2019	4 2020	5 2021
1.	Prior	1,752	1,570	1,570	1,570	1,569
2.	2017	15,382	14,247	14,233	14,233	14,233
3.	2018	XXX	16,719	15,863	15,880	15,880
4.	2019	XXX	XXX	0	.67	.77
5.	2020	XXX	XXX	XXX	0	.3
6.	2021	XXX	XXX	XXX	XXX	0

Section C - Incurred Year Health Claims and Claims Adjustment Expense Ratio - Federal Employees Health Benefits Plan Premium

Years in which Premiums were Earned and Claims were Incurred	1 Premiums Earned	2 Claims Payment	3 Claim Adjustment Expense Payments	4 (Col. 3/2) Percent	5 Claim and Claim Adjustment Expense Payments (Col. 2 + 3)	6 (Col. 5/1) Percent	7 Claims Unpaid	8 Unpaid Claims Adjustment Expenses	9 Total Claims and Claims Adjustment Expense Incurred (Col. 5+7+8)	10 (Col. 9/1) Percent
1. 2017	16,220	14,233	405	2.8	14,638	90.2	0	0	14,638	90.2
2. 2018	16,820	15,880	369	2.3	16,249	96.6	0	0	16,249	96.6
3. 2019	114	.77	263	341.6	340	298.2	0	0	340	298.2
4. 2020	11	(2)	0	0.0	(2)	(18.2)	5	0	3	27.3
5. 2021	0	0	0	0.0	0	0.0	0	0	0	0.0

UNDERWRITING AND INVESTMENT EXHIBIT

PART 2C - DEVELOPMENT OF PAID AND INCURRED HEALTH CLAIMS

(\$000 Omitted)

Section A - Paid Health Claims - Title XVIII

Year in Which Losses Were Incurred		Cumulative Net Amounts Paid				
		1 2017	2 2018	3 2019	4 2020	5 2021
1.	Prior	17,375	16,300	15,946	15,898	15,784
2.	2017	518,223	541,469	542,215	542,526	542,184
3.	2018	XXX	695,891	740,062	740,723	740,496
4.	2019	XXX	XXX	834,525	862,373	861,542
5.	2020	XXX	XXX	XXX	814,691	843,925
6.	2021	XXX	XXX	XXX	XXX	932,928

Section B - Incurred Health Claims - Title XVIII

Year in Which Losses Were Incurred		Sum of Cumulative Net Amount Paid and Claim Liability, Claim Reserve and Medical Incentive Pool and Bonuses Outstanding at End of Year				
		1 2017	2 2018	3 2019	4 2020	5 2021
1.	Prior	19,575	16,300	15,946	15,898	15,784
2.	2017	585,972	542,951	542,215	542,526	542,184
3.	2018	XXX	779,754	750,034	740,723	740,496
4.	2019	XXX	XXX	929,303	864,444	861,542
5.	2020	XXX	XXX	XXX	912,357	845,752
6.	2021	XXX	XXX	XXX	XXX	1,031,073

Section C - Incurred Year Health Claims and Claims Adjustment Expense Ratio - Title XVIII

Years in which Premiums were Earned and Claims were Incurred	1 Premiums Earned	2 Claims Payment	3 Claim Adjustment Expense Payments	4 (Col. 3/2) Percent	5 Claim and Claim Adjustment Expense Payments (Col. 2 + 3)	6 (Col. 5/1) Percent	7 Claims Unpaid	8 Unpaid Claims Adjustment Expenses	9 Total Claims and Claims Adjustment Expense Incurred (Col. 5+7+8)	10 (Col. 9/1) Percent
1. 2017	746,614	542,184	28,426	5.2	570,610	76.4	0	0	570,610	76.4
2. 2018	907,312	740,496	33,507	4.5	774,003	85.3	0	0	774,003	85.3
3. 2019	1,086,342	861,542	38,999	4.5	900,541	82.9	0	0	900,541	82.9
4. 2020	1,121,577	843,925	51,911	6.2	895,836	79.9	1,826	19	897,681	80.0
5. 2021	1,232,139	932,928	44,155	4.7	977,083	79.3	98,145	1,017	1,076,245	87.3

UNDERWRITING AND INVESTMENT EXHIBIT

PART 2C - DEVELOPMENT OF PAID AND INCURRED HEALTH CLAIMS

(\$000 Omitted)

Section A - Paid Health Claims - Title XIX

Year in Which Losses Were Incurred		Cumulative Net Amounts Paid				
		1 2017	2 2018	3 2019	4 2020	5 2021
1.	Prior	253,725	254,135	255,785	254,253	253,149
2.	2017	2,296,660	2,693,991	2,698,561	2,696,973	2,696,464
3.	2018	XXX	4,058,648	4,462,547	4,463,317	4,461,249
4.	2019	XXX	XXX	2,827,449	2,989,800	2,986,484
5.	2020	XXX	XXX	XXX	1,402,874	1,540,923
6.	2021	XXX	XXX	XXX	XXX	1,389,968

Section B - Incurred Health Claims - Title XIX

Year in Which Losses Were Incurred		Sum of Cumulative Net Amount Paid and Claim Liability, Claim Reserve and Medical Incentive Pool and Bonuses Outstanding at End of Year				
		1 2017	2 2018	3 2019	4 2020	5 2021
1.	Prior	261,396	254,135	255,785	254,253	253,149
2.	2017	2,691,655	2,707,338	2,698,561	2,696,973	2,696,464
3.	2018	XXX	4,531,863	4,479,099	4,463,317	4,461,249
4.	2019	XXX	XXX	3,004,573	3,008,620	2,986,484
5.	2020	XXX	XXX	XXX	1,573,808	1,559,107
6.	2021	XXX	XXX	XXX	XXX	1,571,514

Section C - Incurred Year Health Claims and Claims Adjustment Expense Ratio - Title XIX

Years in which Premiums were Earned and Claims were Incurred	1 Premiums Earned	2 Claims Payment	3 Claim Adjustment Expense Payments	4 (Col. 3/2) Percent	5 Claim and Claim Adjustment Expense Payments (Col. 2 + 3)	6 (Col. 5/1) Percent	7 Claims Unpaid	8 Unpaid Claims Adjustment Expenses	9 Total Claims and Claims Adjustment Expense Incurred (Col. 5+7+8)	10 (Col. 9/1) Percent
1. 2017	3,071,708	2,696,464	144,767	5.4	2,841,231	92.5	0	0	2,841,231	92.5
2. 2018	4,992,229	4,461,249	174,213	3.9	4,635,462	92.9	0	0	4,635,462	92.9
3. 2019	3,450,970	2,986,484	231,305	7.7	3,217,789	93.2	0	0	3,217,789	93.2
4. 2020	1,994,906	1,540,923	130,691	8.5	1,671,614	83.8	18,184	171	1,689,969	84.7
5. 2021	1,900,349	1,389,968	93,285	6.7	1,483,253	78.1	181,547	1,683	1,666,483	87.7

ANNUAL STATEMENT FOR THE YEAR 2021 OF THE UnitedHealthcare Plan of the River Valley, Inc.

UNDERWRITING AND INVESTMENT EXHIBIT

PART 2C - DEVELOPMENT OF PAID AND INCURRED HEALTH CLAIMS

(\$000 Omitted)

Section A - Paid Health Claims - Grand Total

Year in Which Losses Were Incurred		Cumulative Net Amounts Paid				
		1 2017	2 2018	3 2019	4 2020	5 2021
1.	Prior	282,118	284,275	285,591	283,991	282,763
2.	2017	2,956,924	3,392,569	3,397,860	3,396,496	3,395,637
3.	2018	XXX	4,926,594	5,387,745	5,389,217	5,386,911
4.	2019	XXX	XXX	3,788,374	3,985,217	3,980,989
5.	2020	XXX	XXX	XXX	2,307,417	2,480,312
6.	2021	XXX	XXX	XXX	XXX	2,423,772

Section B - Incurred Health Claims - Grand Total

Year in Which Losses Were Incurred		Sum of Cumulative Net Amount Paid and Claim Liability, Claim Reserve and Medical Incentive Pool and Bonuses Outstanding at End of Year				
		1 2017	2 2018	3 2019	4 2020	5 2021
1.	Prior	292,469	284,275	285,591	283,991	282,763
2.	2017	3,440,727	3,407,495	3,397,860	3,396,496	3,395,637
3.	2018	XXX	5,502,956	5,414,737	5,389,217	5,386,911
4.	2019	XXX	XXX	4,071,885	4,006,180	3,980,989
5.	2020	XXX	XXX	XXX	2,587,463	2,500,391
6.	2021	XXX	XXX	XXX	XXX	2,716,621

Section C - Incurred Year Health Claims and Claims Adjustment Expense Ratio - Grand Total

Years in which Premiums were Earned and Claims were Incurred	1 Premiums Earned	2 Claims Payment	3 Claim Adjustment Expense Payments	4 (Col. 3/2) Percent	5 Claim and Claim Adjustment Expense Payments (Col. 2 + 3)	6 (Col. 5/1) Percent	7 Claims Unpaid	8 Unpaid Claims Adjustment Expenses	9 Total Claims and Claims Adjustment Expense Incurred (Col. 5+7+8)	10 (Col. 9/1) Percent
1. 2017	4,007,682	3,395,637	181,656	5.3	3,577,293	89.3	0	0	3,577,293	89.3
2. 2018	6,121,461	5,386,911	216,739	4.0	5,603,650	91.5	0	0	5,603,650	91.5
3. 2019	4,700,996	3,980,989	279,456	7.0	4,260,445	90.6	0	0	4,260,445	90.6
4. 2020	3,239,527	2,480,312	185,363	7.5	2,665,675	82.3	20,077	190	2,685,942	82.9
5. 2021	3,282,354	2,423,772	142,747	5.9	2,566,519	78.2	292,850	2,775	2,862,144	87.2

12.GT

ANNUAL STATEMENT FOR THE YEAR 2021 OF THE UnitedHealthcare Plan of the River Valley, Inc.

UNDERWRITING AND INVESTMENT EXHIBIT

PART 2D - AGGREGATE RESERVE FOR ACCIDENT AND HEALTH CONTRACTS ONLY

	1	2	3	4	5	6	7	8	9
	Total	Comprehensive (Hospital & Medical)	Medicare Supplement	Dental Only	Vision Only	Federal Employees Health Benefits Plan	Title XVIII Medicare	Title XIX Medicaid	Other
1. Unearned premium reserves	0	0	0	0	0	0	0	0	0
2. Additional policy reserves (a)	0	0	0	0	0	0	0	0	0
3. Reserve for future contingent benefits	0	0	0	0	0	0	0	0	0
4. Reserve for rate credits or experience rating refunds (including \$0) for investment income	205,451,892	10,747,357	0	0	0	0	53,238,477	141,466,058	0
5. Aggregate write-ins for other policy reserves	81,250,345	9,430,815	0	0	0	0	153,629	71,665,901	0
6. Totals (gross)	286,702,237	20,178,172	0	0	0	0	53,392,106	213,131,959	0
7. Reinsurance ceded	0	0	0	0	0	0	0	0	0
8. Totals (Net)(Page 3, Line 4)	286,702,237	20,178,172	0	0	0	0	53,392,106	213,131,959	0
9. Present value of amounts not yet due on claims	0	0	0	0	0	0	0	0	0
10. Reserve for future contingent benefits	787,090	185,807	0	0	0	0	161,818	439,465	0
11. Aggregate write-ins for other claim reserves	0	0	0	0	0	0	0	0	0
12. Totals (gross)	787,090	185,807	0	0	0	0	161,818	439,465	0
13. Reinsurance ceded	0	0	0	0	0	0	0	0	0
14. Totals (Net)(Page 3, Line 7)	787,090	185,807	0	0	0	0	161,818	439,465	0
DETAILS OF WRITE-INS									
0501. Redetermination Contract Payable	76,068,459	4,402,558	0	0	0	0	0	71,665,901	0
0502. ACA Risk Adjustment Payable	5,028,257	5,028,257	0	0	0	0	0	0	0
0503. Risk Adjustment Data Validation Payable	153,629	0	0	0	0	0	153,629	0	0
0598. Summary of remaining write-ins for Line 5 from overflow page.....	0	0	0	0	0	0	0	0	0
0599. Totals (Lines 0501 thru 0503 plus 0598) (Line 5 above)	81,250,345	9,430,815	0	0	0	0	153,629	71,665,901	0
1101.									
1102.									
1103.									
1198. Summary of remaining write-ins for Line 11 from overflow page	0	0	0	0	0	0	0	0	0
1199. Totals (Lines 1101 thru 1103 plus 1198) (Line 11 above)	0	0	0	0	0	0	0	0	0

(a) Includes \$0 premium deficiency reserve.

UNDERWRITING AND INVESTMENT EXHIBIT

PART 3 - ANALYSIS OF EXPENSES

	Claim Adjustment Expenses		3 General Administrative Expenses	4 Investment Expenses	5 Total
	1 Cost Containment Expenses	2 Other Claim Adjustment Expenses			
1. Rent (\$0 for occupancy of own building)	3,531,121	1,229,027	4,642,038	0	9,402,186
2. Salary, wages and other benefits	61,559,560	21,426,167	80,935,650	0	163,921,377
3. Commissions (less \$0 ceded plus \$0 assumed)	0	0	16,544,881	0	16,544,881
4. Legal fees and expenses	545,311	189,799	716,869	0	1,451,979
5. Certifications and accreditation fees	0	0	0	0	0
6. Auditing, actuarial and other consulting services	6,585,882	2,292,255	11,066,687	0	19,944,824
7. Traveling expenses	619,942	215,827	815,329	0	1,651,098
8. Marketing and advertising	3,625,072	1,261,728	5,214,208	0	10,101,008
9. Postage, express and telephone	2,587,839	900,713	3,401,992	0	6,890,544
10. Printing and office supplies	4,498,215	1,565,630	5,913,386	0	11,977,231
11. Occupancy, depreciation and amortization	1,595,633	555,370	2,097,631	0	4,248,634
12. Equipment	510,823	177,795	671,532	0	1,360,150
13. Cost or depreciation of EDP equipment and software	6,678,670	2,324,550	8,779,829	0	17,783,049
14. Outsourced services including EDP, claims, and other services	7,129,152	3,273,373	8,502,909	0	18,905,434
15. Boards, bureaus and association fees	82,785	28,814	108,830	0	220,429
16. Insurance, except on real estate	1,203,374	418,842	1,581,965	0	3,204,181
17. Collection and bank service charges	395,174	137,542	519,498	0	1,052,214
18. Group service and administration fees	1,359,543	473,197	1,787,265	0	3,620,005
19. Reimbursements by uninsured plans	0	0	(6,429,050)	0	(6,429,050)
20. Reimbursements from fiscal intermediaries	0	0	0	0	0
21. Real estate expenses	0	0	0	0	0
22. Real estate taxes	138,779	47,318	255,492	0	441,589
23. Taxes, licenses and fees:					
23.1 State and local insurance taxes	0	0	38,384	0	38,384
23.2 State premium taxes	0	0	122,174,988	0	122,174,988
23.3 Regulatory authority licenses and fees	0	0	171,657	0	171,657
23.4 Payroll taxes	2,747,608	934,213	5,048,030	0	8,729,851
23.5 Other (excluding federal income and real estate taxes)	0	0	0	0	0
24. Investment expenses not included elsewhere	0	0	0	411,311	411,311
25. Aggregate write-ins for expenses	15,750,753	4,708,357	18,247,214	0	38,706,324
26. Total expenses incurred (Lines 1 to 25)	121,145,236	42,160,517	292,807,214	411,311	(a) 456,524,278
27. Less expenses unpaid December 31, current year	2,199,848	765,583	48,394,701	126,453	51,486,585
28. Add expenses unpaid December 31, prior year	2,247,056	857,153	46,176,365	126,200	49,406,774
29. Amounts receivable relating to uninsured plans, prior year	0	0	519,450	0	519,450
30. Amounts receivable relating to uninsured plans, current year	0	0	552,350	0	552,350
31. Total expenses paid (Lines 26 minus 27 plus 28 minus 29 plus 30)	121,192,444	42,252,087	290,621,778	411,058	454,477,367
DETAILS OF WRITE-INS					
2501. Information Technology	505,186	175,833	664,121	0	1,345,140
2502. Interest	15,117	5,262	65,972	0	86,351
2503. Managed Care & Network Access	172,395	23,136	87,383	0	282,914
2598. Summary of remaining write-ins for Line 25 from overflow page	15,058,055	4,504,126	17,429,738	0	36,991,919
2599. Totals (Lines 2501 thru 2503 plus 2598)(Line 25 above)	15,750,753	4,708,357	18,247,214	0	38,706,324

(a) Includes management fees of \$239,920,420 to affiliates and \$0 to non-affiliates.

EXHIBIT OF NET INVESTMENT INCOME

	1 Collected During Year	2 Earned During Year
1. U.S. government bonds	(a) 1,188,933	1,011,378
1.1 Bonds exempt from U.S. tax	(a) 0	0
1.2 Other bonds (unaffiliated)	(a) 12,469,729	11,934,638
1.3 Bonds of affiliates	(a) 0	0
2.1 Preferred stocks (unaffiliated)	(b) 0	0
2.11 Preferred stocks of affiliates	(b) 0	0
2.2 Common stocks (unaffiliated)	0	0
2.21 Common stocks of affiliates	0	0
3. Mortgage loans	(c) 0	0
4. Real estate	(d) 0	0
5. Contract Loans	0	0
6. Cash, cash equivalents and short-term investments	(e) 135,648	177,064
7. Derivative instruments	(f) 0	0
8. Other invested assets	(2,003,252)	(1,921,717)
9. Aggregate write-ins for investment income	13,549	13,030
10. Total gross investment income	11,804,607	11,214,393
11. Investment expenses		(g) 411,311
12. Investment taxes, licenses and fees, excluding federal income taxes		(g) 0
13. Interest expense		(h) 0
14. Depreciation on real estate and other invested assets		(i) 0
15. Aggregate write-ins for deductions from investment income		0
16. Total deductions (Lines 11 through 15)		411,311
17. Net investment income (Line 10 minus Line 16)		10,803,082
DETAILS OF WRITE-INS		
0901. Intercompany Interest Income	13,549	13,030
0902.		
0903.		
0998. Summary of remaining write-ins for Line 9 from overflow page	0	0
0999. Totals (Lines 0901 thru 0903 plus 0998) (Line 9, above)	13,549	13,030
1501.		
1502.		
1503.		
1598. Summary of remaining write-ins for Line 15 from overflow page		0
1599. Totals (Lines 1501 thru 1503 plus 1598) (Line 15, above)		0

- (a) Includes \$ 126,407 accrual of discount less \$ 8,043,383 amortization of premium and less \$ 267,499 paid for accrued interest on purchases.
- (b) Includes \$ 0 accrual of discount less \$ 0 amortization of premium and less \$ 0 paid for accrued dividends on purchases.
- (c) Includes \$ 0 accrual of discount less \$ 0 amortization of premium and less \$ 0 paid for accrued interest on purchases.
- (d) Includes \$ 0 for company's occupancy of its own buildings; and excludes \$ 0 interest on encumbrances.
- (e) Includes \$ 18,473 accrual of discount less \$ 296,356 amortization of premium and less \$ 52,381 paid for accrued interest on purchases.
- (f) Includes \$ 0 accrual of discount less \$ 0 amortization of premium.
- (g) Includes \$ 0 investment expenses and \$ 0 investment taxes, licenses and fees, excluding federal income taxes, attributable to segregated and Separate Accounts.
- (h) Includes \$ 0 interest on surplus notes and \$ 0 interest on capital notes.
- (i) Includes \$ 0 depreciation on real estate and \$ 0 depreciation on other invested assets.

EXHIBIT OF CAPITAL GAINS (LOSSES)

	1 Realized Gain (Loss) On Sales or Maturity	2 Other Realized Adjustments	3 Total Realized Capital Gain (Loss) (Columns 1 + 2)	4 Change in Unrealized Capital Gain (Loss)	5 Change in Unrealized Foreign Exchange Capital Gain (Loss)
1. U.S. Government bonds	1,414,540	0	1,414,540	0	0
1.1 Bonds exempt from U.S. tax	0	0	0	0	0
1.2 Other bonds (unaffiliated)	274,464	0	274,464	0	0
1.3 Bonds of affiliates	0	0	0	0	0
2.1 Preferred stocks (unaffiliated)	0	0	0	0	0
2.11 Preferred stocks of affiliates	0	0	0	0	0
2.2 Common stocks (unaffiliated)	0	0	0	0	0
2.21 Common stocks of affiliates	0	0	0	0	0
3. Mortgage loans	0	0	0	0	0
4. Real estate	0	0	0	0	0
5. Contract loans	0	0	0	0	0
6. Cash, cash equivalents and short-term investments	0	0	0	0	0
7. Derivative instruments	0	0	0	0	0
8. Other invested assets	0	0	0	0	0
9. Aggregate write-ins for capital gains (losses)	0	0	0	0	0
10. Total capital gains (losses)	1,689,004	0	1,689,004	0	0
DETAILS OF WRITE-INS					
0901.					
0902.					
0903.					
0998. Summary of remaining write-ins for Line 9 from overflow page	0	0	0	0	0
0999. Totals (Lines 0901 thru 0903 plus 0998) (Line 9, above)	0	0	0	0	0

EXHIBIT OF NON-ADMITTED ASSETS

	1	2	3
	Current Year Total Nonadmitted Assets	Prior Year Total Nonadmitted Assets	Change in Total Nonadmitted Assets (Col. 2 - Col. 1)
1. Bonds (Schedule D)	0	0	0
2. Stocks (Schedule D):			
2.1 Preferred stocks	0	0	0
2.2 Common stocks	0	0	0
3. Mortgage loans on real estate (Schedule B):			
3.1 First liens	0	0	0
3.2 Other than first liens.....	0	0	0
4. Real estate (Schedule A):			
4.1 Properties occupied by the company	0	0	0
4.2 Properties held for the production of income.....	0	0	0
4.3 Properties held for sale	0	0	0
5. Cash (Schedule E - Part 1), cash equivalents (Schedule E - Part 2) and short-term investments (Schedule DA)	0	0	0
6. Contract loans	0	0	0
7. Derivatives (Schedule DB)	0	0	0
8. Other invested assets (Schedule BA)	0	0	0
9. Receivables for securities	0	0	0
10. Securities lending reinvested collateral assets (Schedule DL)	0	0	0
11. Aggregate write-ins for invested assets	0	0	0
12. Subtotals, cash and invested assets (Lines 1 to 11)	0	0	0
13. Title plants (for Title insurers only)	0	0	0
14. Investment income due and accrued	0	0	0
15. Premiums and considerations:			
15.1 Uncollected premiums and agents' balances in the course of collection	473,440	74,199	(399,241)
15.2 Deferred premiums, agents' balances and installments booked but deferred and not yet due	0	0	0
15.3 Accrued retrospective premiums and contracts subject to redetermination	0	0	0
16. Reinsurance:			
16.1 Amounts recoverable from reinsurers	0	0	0
16.2 Funds held by or deposited with reinsured companies	0	0	0
16.3 Other amounts receivable under reinsurance contracts	0	0	0
17. Amounts receivable relating to uninsured plans	17,125	0	(17,125)
18.1 Current federal and foreign income tax recoverable and interest thereon	0	0	0
18.2 Net deferred tax asset	361,903	224,700	(137,203)
19. Guaranty funds receivable or on deposit	0	0	0
20. Electronic data processing equipment and software	0	0	0
21. Furniture and equipment, including health care delivery assets	0	0	0
22. Net adjustment in assets and liabilities due to foreign exchange rates	0	0	0
23. Receivable from parent, subsidiaries and affiliates	116,637	156,224	39,587
24. Health care and other amounts receivable	16,578,771	20,835,535	4,256,764
25. Aggregate write-ins for other than invested assets	176,141	8,415	(167,726)
26. Total assets excluding Separate Accounts, Segregated Accounts and Protected Cell Accounts (Lines 12 to 25)	17,724,017	21,299,073	3,575,056
27. From Separate Accounts, Segregated Accounts and Protected Cell Accounts	0	0	0
28. Total (Lines 26 and 27)	17,724,017	21,299,073	3,575,056
DETAILS OF WRITE-INS			
1101.			
1102.			
1103.			
1198. Summary of remaining write-ins for Line 11 from overflow page	0	0	0
1199. Totals (Lines 1101 thru 1103 plus 1198)(Line 11 above)	0	0	0
2501. Prepaid Miscellaneous	166,667	0	(166,667)
2502. Prepaid Commissions	4,894	4,071	(823)
2503. Service Fee Billing	3,136	1,474	(1,662)
2598. Summary of remaining write-ins for Line 25 from overflow page	1,444	2,870	1,426
2599. Totals (Lines 2501 thru 2503 plus 2598)(Line 25 above)	176,141	8,415	(167,726)

EXHIBIT 1 - ENROLLMENT BY PRODUCT TYPE FOR HEALTH BUSINESS ONLY

Source of Enrollment	Total Members at End of					6 Current Year Member Months
	1 Prior Year	2 First Quarter	3 Second Quarter	4 Third Quarter	5 Current Year	
1. Health Maintenance Organizations	545,286	566,986	571,600	579,346	588,566	6,874,079
2. Provider Service Organizations	0	0	0	0	0	0
3. Preferred Provider Organizations	0	0	0	0	0	0
4. Point of Service	0	0	0	0	0	0
5. Indemnity Only	0	0	0	0	0	0
6. Aggregate write-ins for other lines of business	0	0	0	0	0	0
7. Total	545,286	566,986	571,600	579,346	588,566	6,874,079
DETAILS OF WRITE-INS						
0601.						
0602.						
0603.						
0698. Summary of remaining write-ins for Line 6 from overflow page	0	0	0	0	0	0
0699. Totals (Lines 0601 thru 0603 plus 0698) (Line 6 above)	0	0	0	0	0	0

EXHIBIT 3A - ANALYSIS OF HEALTH CARE RECEIVABLES COLLECTED AND ACCRUED

Type of Health Care Receivable	Health Care Receivables Collected or Offset During the Year		Health Care Receivables Accrued as of December 31 of Current Year		5 Health Care Receivables from Prior Years (Columns 1 + 3)	6 Estimated Health Care Receivables Accrued as of December 31 of Prior Year
	1 On Amounts Accrued Prior to January 1 of Current Year	2 On Amounts Accrued During the Year	3 On Amounts Accrued December 31 of Prior Year	4 On Amounts Accrued During the Year		
1. Pharmaceutical rebate receivables	49,045,197	100,914,879	303,628	59,108,144	49,348,825	53,601,983
2. Claim overpayment receivables	57,176	74,606,532	13,427,872	922,391	13,485,048	18,171,181
3. Loans and advances to providers	0	160,000	0	160,000	0	195,000
4. Capitation arrangement receivables	0	0	0	0	0	0
5. Risk sharing receivables	0	0	482,212	0	482,212	905,917
6. Other health care receivables.....	0	0	0	0	0	0
7. Totals (Lines 1 through 6)	49,102,373	175,681,411	14,213,712	60,190,535	63,316,085	72,874,081

Note that the accrued amounts in Columns 3, 4, and 6 are the total health care receivables, not just the admitted portion.

EXHIBIT 4 - CLAIMS UNPAID AND INCENTIVE POOL, WITHHOLD AND BONUS (Reported and Unreported)

Aging Analysis of Unpaid Claims

1 Account	2 1 - 30 Days	3 31 - 60 Days	4 61 - 90 Days	5 91 - 120 Days	6 Over 120 Days	7 Total
Claims Unpaid (Reported)						
0199999. Individually listed claims unpaid	0	0	0	0	0	0
0299999. Aggregate accounts not individually listed- uncovered	0	0	0	0	0	0
0399999. Aggregate accounts not individually listed-covered	33,530,523	240,585	145,482	412,706	1,992,834	36,322,130
0499999. Subtotals	33,530,523	240,585	145,482	412,706	1,992,834	36,322,130
0599999. Unreported claims and other claim reserves						266,358,519
0699999. Total amounts withheld						4,542,358
0799999. Total claims unpaid						307,223,007
.....						
.....						
.....						
.....						
.....						
.....						
.....						
.....						
.....						
.....						
.....						
.....						
0899999 Accrued medical incentive pool and bonus amounts						4,916,624

EXHIBIT 8 - FURNITURE, EQUIPMENT AND SUPPLIES OWNED

Description	1 Cost	2 Improvements	3 Accumulated Depreciation	4 Book Value Less Encumbrances	5 Assets Not Admitted	6 Net Admitted Assets
1. Administrative furniture and equipment	NONE					
2. Medical furniture, equipment and fixtures						
3. Pharmaceuticals and surgical supplies						
4. Durable medical equipment						
5. Other property and equipment						
6. Total						

UNITEDHEALTHCARE PLAN OF THE RIVER VALLEY, INC.

NOTES TO STATUTORY BASIS FINANCIAL STATEMENTS AS OF AND FOR THE YEARS ENDED DECEMBER 31, 2021 AND 2020

1. SUMMARY OF SIGNIFICANT ACCOUNTING POLICIES AND GOING CONCERN

Organization and Operation

UnitedHealthcare Plan of the River Valley, Inc. (the "Company"), licensed as a health maintenance organization ("HMO"), offers its enrollees a variety of managed care programs and products through contractual arrangements with health care providers. The Company is a wholly owned subsidiary of UnitedHealthcare, Inc. ("UHC"). UHC is a wholly owned subsidiary of United HealthCare Services, Inc. ("UHS"), a management corporation that provides services to the Company under the terms of a management agreement (the "Agreement"). UHS is a wholly owned subsidiary of UnitedHealth Group Incorporated ("UnitedHealth Group"). UnitedHealth Group is a publicly held company trading on the New York Stock Exchange.

The Company was incorporated on August 5, 1985, as an HMO and operations commenced in December 1985. The Company is certified as an HMO by the Illinois Department of Insurance ("IDOI"). The Company has entered into contracts with physicians, hospitals, and other health care provider organizations to deliver health care services for all enrollees. The Company is licensed in four states.

The Company offers comprehensive commercial products to employer groups. Each contract outlines the coverage provided and renewal provisions.

The Company serves as a plan sponsor offering the Dual Special Needs Plan ("DSNP") and Fully Integrated Dual Eligible Special Needs Plan ("FIDE-SNP") products to the dual-eligible population in the State of Tennessee and also continues to operate in a run-out capacity as a plan sponsor for the Medicare Parts A & B, along with Medicare Part D prescription drug insurance coverage (collectively "Medicare Plans") under contracts with the Centers for Medicare and Medicaid Services ("CMS").

The Company participates state-wide as a contracted managed care organization ("MCO") in the State of Tennessee Bureau of TennCare program ("TennCare"). TennCare is a project authorized through a conditional waiver by CMS that replaced the State of Tennessee's Medicaid program on January 1, 1994. Uninsured individuals and Medicaid eligible individuals who enroll in the TennCare program receive prepaid health care through participating MCO's. The Company has risk arrangements with TennCare servicing individuals in the Middle Grand Region Tennessee, the West Grand Region Tennessee, and the East Grand Region Tennessee. The contract for all three Grand regions is effective through December 31, 2022 and subject to renewal provisions as outlined in the contract. The Company has contracts with TennCare to administer the Dental Benefit Manager ("DBM"), Emergency Medical Services ("EMS"), Health Links ("HL"), Home Community Based Services ("HCBS"), Hospital Directed Payments ("HDP"), Medical Therapy Management ("MTM"), Pharmacy Benefits Manager ("PBM"), and Physician Service ("PHY") for the pass-through programs. The Company also has reimbursement programs with TennCare for the Employment and Community First ("ECF"), Behavioral Health ("BH"), Nursing Facilities ("NF"), Patient Centered Medical Home ("PCMH"), Primary Care Provider ("PCP"), and COVID-19 Funding (see Note 18).

The Company offers the TennCare CHOICES in Long-Term Services and Supports Program ("CHOICES") for individuals in the Middle Grand Region Tennessee, the West Grand Region Tennessee, and the East Grand Region Tennessee which provides long-term care benefits to the uninsured individuals and Medicaid eligible individuals who are enrolled in the TennCare program and qualify for this benefit. The Company also offers the CHOICES 3 program for individuals who qualify for CHOICES but are considered at-risk for nursing facility care.

Effective January 1, 2021, the Company administers the Children's Health Insurance Program ("CoverKids") benefits as described in the TennCare Medicaid Contract Requirements. CoverKids includes children under age 19 and eligible mothers of unborn children who do not qualify for TennCare but meet the condition of either Group One Children or Group Two Children as defined in the contract.

The Company had a contract with the State of Iowa, Department of Human Services ("IA DHS"), to deliver high quality health care services for the Iowa Health Link, which includes Hawk-i (a program for uninsured children) eligible beneficiaries in Iowa. This contract was discontinued effective June 30, 2019, with all impacted members transitioned to the remaining carriers with a July 1, 2019 effective date. The Company also had contracts with IA DHS to administer the Graduate Medical Education Program ("GME") and University of Iowa Health Care Physician Supplemental Program ("UIHCP") pass-through programs (see Note 18).

A. Accounting Practices

The statutory basis financial statements (herein referred to as “financial statements”) are presented on the basis of accounting practices prescribed or permitted by the IDOI.

The IDOI recognizes only statutory accounting practices, prescribed or permitted by the State of Illinois (the “State”), for determining and reporting the financial condition and results of operations of an HMO, for determining its solvency under Illinois Insurance Law. The State prescribes the use of the National Association of Insurance Commissioners’ (“NAIC”) Accounting Practices and Procedures manual (“NAIC SAP”) in effect for the accounting periods covered in the financial statements.

No significant differences exist between the practices prescribed or permitted by the State of Illinois and the NAIC SAP which materially affect the statutory basis net income and capital and surplus, as illustrated in the table below:

	SSAP #	F/S Page #	F/S Line #	December 31, 2021	December 31, 2020
Net Income					
(1) Company state basis (Page 4, Line 32, Columns 2 & 3)	XXX	XXX	XXX	\$ 200,586,206	\$ 176,937,177
(2) State prescribed practices that are an increase/(decrease) from NAIC SAP: Not Applicable				-	-
(3) State permitted practices that are an increase/(decrease) from NAIC SAP: Not Applicable				-	-
(4) NAIC SAP (1 - 2 - 3 = 4)	XXX	XXX	XXX	<u>\$ 200,586,206</u>	<u>\$ 176,937,177</u>
Capital and Surplus					
(5) Company state basis (Page 3, Line 33, Columns 3 & 4)	XXX	XXX	XXX	\$ 422,616,047	\$ 647,575,808
(6) State prescribed practices that are an increase/(decrease) from NAIC SAP: Not Applicable				-	-
(7) State permitted practices that are an increase/(decrease) from NAIC SAP: Not Applicable				-	-
(8) NAIC SAP (5 - 6 - 7 = 8)	XXX	XXX	XXX	<u>\$ 422,616,047</u>	<u>\$ 647,575,808</u>

B. Use of Estimates in the Preparation of the Financial Statements

The preparation of these financial statements in conformity with the NAIC Annual Statement Instructions and the NAIC SAP include certain amounts that are based on the Company’s estimates and judgments. These estimates require the Company to apply complex assumptions and judgments, often because the Company must make estimates about the effects of matters that are inherently uncertain and will change in subsequent periods. The most significant estimates relate to hospital and medical benefits, claims unpaid, aggregate health policy reserves (including medical loss ratio (“MLR”) rebates), aggregate health claim reserves, risk corridor, and risk adjustment estimates. The Company adjusts these estimates each period as more current information becomes available. The impact of any changes in estimates is included in the determination of net income in the period in which the estimate is adjusted.

C. Accounting Policy

Basis of Presentation — The Company prepares its financial statements on the basis of accounting practices prescribed or permitted by the IDOI. These statutory practices differ from accounting principles generally accepted in the United States of America (“GAAP”).

Accounting policy disclosures that are required by the NAIC Annual Statement Instructions are as follows:

(1–2) Bonds and short-term investments are stated at book/adjusted carrying value if they meet NAIC designation of one or two and stated at the lower of book/adjusted carrying value or fair value if they meet an NAIC designation of three or higher. The Company does not have any mandatory convertible securities or Investment Analysis Office of the NAIC (“IAO”) identified funds (i.e.: exchange traded funds or bond mutual funds) in its bond portfolio. Amortization of bond premium or accretion of discount is calculated using the constant-yield interest method. Bonds and short-term investments are valued and reported using market prices published by the IAO in accordance with the NAIC Valuation of Securities manual prepared by the IAO or an external pricing service;

(3–4) The Company holds no common or preferred stock;

(5) The Company holds no mortgage loans on real estate;

- (6) U.S. government and agency securities and corporate debt securities include loan-backed securities (mortgage-backed securities and asset-backed securities), which are valued using the retrospective adjustment methodology. Prepayment assumptions for the determination of the book/adjusted carrying value, commonly referred to as amortized cost, of loan-backed securities are based on a three-month constant prepayment rate history obtained from external data source vendors. The Company's investment policy limits investments in nonagency residential mortgage-backed securities, including home equity and sub-prime mortgages, to 10% of total cash and invested assets. Total combined investments in mortgage-backed securities and asset-backed securities cannot exceed more than 30% of total cash and invested assets;
- (7) The Company holds no investments in subsidiaries, controlled, or affiliated entities;
- (8) The Company has no investment interests with respect to joint ventures, partnerships, or limited liability companies;
- (9) The Company holds no derivatives;
- (10) Premium deficiency reserves ("PDR") (inclusive of conversion reserves) and the related expenses are recognized when it is probable that expected future health care expenses, claims adjustment expenses ("CAE"), direct administration costs, and an allocation of indirect administration costs under a group of existing contracts will exceed anticipated future premiums and reinsurance recoveries considered over the remaining lives of the contracts, and are recorded as aggregate health policy reserves in the financial statements. Indirect administration costs arise from activities that are not specifically identifiable to a specific group of existing contracts, and therefore, those costs are fully allocated among the various contract groupings. The allocation of indirect administration costs to each contract grouping is made proportionately to the expected margins remaining in the premiums after future health care expenses, CAE and direct administration costs are considered. The data and assumptions underlying such estimates and the resulting reserves are periodically updated, and any adjustments are reflected as a decrease in reserves for life and accident and health contracts in the financial statements in the period in which the change in estimate is identified. The Company does anticipate investment income as a factor in the PDR calculation (see Note 30);
- (11) CAE are those costs expected to be incurred in connection with the adjustment and recording of accident and health claims. Pursuant to the terms of the Agreement (see Note 10), the Company pays a management fee to its affiliate, UHS, in exchange for administrative and management services. A detailed review of the administrative expenses of the Company and UHS is performed to determine the allocation between CAE and general administrative expenses ("GAE") to be reported in the financial statements. It is the responsibility of UHS to pay CAE in the event the Company ceases operations. The Company has recorded an estimate of unpaid CAE associated with incurred but unpaid claims, which is included in unpaid CAE in the financial statements. Management believes the amount of the liability for unpaid CAE as of December 31, 2021 is adequate to cover the Company's cost for the adjustment and recording of unpaid claims; however, actual expenses may differ from those established estimates. Adjustments to the estimates for unpaid CAE are reflected in operating results in the period in which the change in estimate is identified;
- (12) The Company does not carry any fixed assets in the financial statements;
- (13) Health care receivable consist of pharmacy rebates receivable estimated based on the most currently available data from the Company's claims processing systems and from data provided by the Company's affiliated pharmaceutical benefit manager, OptumRx, Inc. ("OptumRx"). Health care receivable also include receivables for amounts due to the Company for claim overpayments to providers, hospitals and other health care organizations. Health care receivable are considered nonadmitted assets under the NAIC SAP if they do not meet admissibility requirements. Accordingly, the Company has excluded receivables that do not meet the admissibility criteria from the financial statements (see Note 28).

The Company has also deemed the following to be significant accounting policies:

ASSETS

Cash and Invested Assets

- Bonds include securities with a maturity of greater than one year at the time of purchase;
- Cash represents cash held by the Company in operating accounts;

- Cash equivalents include securities that have original maturity dates of three months or less from the date of acquisition. Cash equivalents also consist of the Company's share of a qualified cash pool sponsored and administered by UHS. The investment pool is recorded at cost or book/adjusted carrying value depending on the composition of the underlying securities. Interest income from the pool accrues daily to participating members based upon ownership percentage. Cash equivalents, excluding money-market funds, are reported at cost or book/adjusted carrying value depending on the nature of the underlying security, which approximates fair value. Money-market funds are reported at fair value or net asset value ("NAV") as a practical expedient;
- Realized capital gains and losses on sales of investments are calculated based upon specific identification of the investments sold. These gains and losses are reported as net realized capital gains less capital gains tax ("net realized capital gains (losses) less taxes") in the financial statements;
- The Company continually monitors the difference between amortized cost and estimated fair value of its investments. If any of the Company's investments experience a decline in value that the Company has determined is other-than-temporary, or if the Company has determined it will sell a security that is in an impaired status, the Company will record a realized loss in net realized capital gains (losses) less taxes in the financial statements. The new cost basis is not changed for subsequent recoveries in fair value. The prospective adjustment method is utilized for loan-backed securities for periods subsequent to the loss recognition (see Note 5).

Other Assets

- **Premiums and Considerations** — The Company reports uncollected premium balances from its insured members, groups, CMS, and state Medicaid agencies as premiums and considerations in the financial statements. Uncollected premium balances that are over 90 days past due, with the exception of amounts due from government insured plans, are considered nonadmitted assets. In addition to those balances, current balances are also considered nonadmitted if the corresponding balance greater than 90 days past due is deemed more than inconsequential. Premiums and considerations also include amounts for commercial risk adjustment receivables as defined in Section 1343 of the Patient Protection and Affordable Care Act and its related legislation ("ACA"), CMS risk corridor receivables, CMS risk adjustment receivables for the Medicare Plans, and TennCare premium withhold receivables.

Premium adjustments for the CMS risk corridor are accounted for as premium adjustments subject to retrospectively rated features (see Note 24). Premium adjustments for the commercial ACA Section 1343 risk adjustment, CMS risk adjustment, and TennCare premium withholds are accounted for as premium adjustments subject to redetermination (see Note 24).

- **Amounts Receivable Relating to Uninsured Plans** — The Company reports amounts due to the Company from CMS and state Medicaid agencies for the administrative activities it performs for which it has no insurance risk as amounts receivable relating to uninsured plans (see Note 18). Amounts receivable relating to uninsured plans include costs incurred by the Company that are in excess of the cost reimbursement under the Medicare Plans for the catastrophic reinsurance subsidy and the low-income member cost sharing subsidy and amounts due from the pharmaceutical manufacturers for reimbursement of the discounts under the ACA which mandates consumer discounts on brand name prescription drugs for Part D plan participants in the coverage gap. Amounts receivable relating to uninsured plans also include receivables related to the administration of TennCare's pass-through and reimbursement programs. The Company has no financial or member risk for the benefits provided under the pass-through or reimbursement programs.

LIABILITIES

- **Claims Unpaid and Aggregate Health Claim Reserves** — Claims unpaid and aggregate health claim reserves include claims processed but not yet paid, estimates for claims received but not yet processed, estimates for the costs of health care services enrollees have received but for which claims have not yet been submitted, and payments and liabilities for physician, hospital, and other medical costs disputes.

The estimates for incurred but not yet reported claims are developed using an actuarial process that is consistently applied, centrally controlled, and automated. The actuarial models consider factors such as historical submission and payment data, cost trends, customer and product mix, seasonality, utilization of health care services, contracted service rates, and other relevant factors. The Company estimates such liabilities for physician, hospital, and other medical cost disputes based upon an analysis of potential outcomes, assuming a combination of litigation and settlement strategies. These estimates may change as actuarial methods change or as underlying facts upon which estimates are based change. The Company did not change actuarial methods during 2021 and 2020. Management believes the amount of claims unpaid and aggregate health claim reserves is a best estimate of the Company's liability for unpaid claims and aggregate health claim reserves as of December 31, 2021; however, actual payments may differ from those established estimates.

The Company contracts with hospitals, physicians, and other providers of health care under capitated or discounted fee for service arrangements, including a hospital per diem to provide medical care services to enrollees. Some of these contracts are with related parties (see Note 10). Capitated providers are at risk for the cost of medical care services provided to the Company's enrollees; however, the Company is ultimately responsible for the provision of services to its enrollees should the capitated provider be unable to provide the contracted services.

- **Aggregate Health Policy Reserves** — The Company establishes a liability for estimated accrued retrospective and redetermination premiums due from the Company based on the actuarial method and assumptions for each respective contract. Aggregate health policy reserves includes commercial risk adjustment payables as defined in Section 1343 of the ACA, CMS risk adjustment payables for the Medicare Plans, estimated MLR rebates payable on the comprehensive commercial and Medicare Plans, and commercial retrospectively rated contract payable for the Company's contract with Ankeny Community School District. Aggregate health policy reserves also include TennCare risk corridor and risk adjustment payables, estimated amounts to be recouped by TennCare for revenue received outside of the medical spend corridor, and an estimated recoupment reserve for recoupment for the rate differential between the TennCare and CHOICES capitation rates.

Premium adjustments for the TennCare risk corridor program and for estimated recoupments outside of the medical spend corridor are accounted for as premium adjustments subject to retrospectively rated features (see Note 24). Premium adjustments for the commercial ACA Section 1343 risk adjustment, CMS risk adjustment, estimated MLR rebates, and TennCare risk adjustment and rate differential recoupments are accounted for as premium adjustments subject to redetermination (see Note 24).

- **Premiums Received in Advance** — Premiums received in full for the policies processed during the current period, but prior to the commencement of the service period, are recorded as premiums received in advance in the financial statements.
- **General Expenses Due or Accrued** — General expenses that are due as of the reporting date in addition to general expenses that have been incurred but are not due until a subsequent period are reported as general expenses due or accrued in the financial statements. General expenses due or accrued also include the amounts for unpaid assessments, commissions payable, premium taxes, state income taxes and the unpaid portion of the contributions required under the ACA risk adjustment program (see Note 24) in addition to amounts received from TennCare for payment of premium taxes related to the administration of TennCare's DBM and PBM pass-through programs that remain unremitted at month end. The Company has no financial or member risk as a result of these programs. The Company is operating in a pass-through capacity only.
- **Amounts due to Parent, Subsidiaries, and Affiliates** — In the normal course of business, the Company has various transactions with related parties (see Note 10). The Company reports any unsettled amounts owed as amounts payable to parent, subsidiaries, and affiliates, in the financial statements.
- **Liability for Amounts Held Under Uninsured Plans** — Liability for amounts held under uninsured plans represents amounts due from the Company to CMS and state Medicaid agencies for the administrative activities it performs for which it has no insurance risk (see Note 18). Liability for amounts held under uninsured plans includes a liability for the amounts subject to recoupment under the ACA coverage gap discount program. Liability for amounts held under uninsured plans also include payables related to the administration of TennCare's pass-through and reimbursement programs. The Company has no financial or member risk for the benefits provided under the pass-through or reimbursement programs.

CAPITAL AND SURPLUS AND MINIMUM STATUTORY REQUIREMENTS

- **Restricted Cash Reserves** — The Company is in compliance with the various states regulatory deposit requirements as of December 31, 2021 and 2020, respectively, for qualification purposes as a domestic and foreign insurer. These restricted cash reserves are stated at book/adjusted carrying value, which approximates fair value. These restricted deposits are included in bonds in the financial statements. Interest earned on these deposits accrues to the Company (see Note 5).
- **Minimum Capital and Surplus** — Under the laws of the State, the domiciliary state, the IDOI requires the Company to maintain net worth of \$300,000 and a special contingency reserve of 5% of its net earned subscription revenue for health care services through December 31st of the year in which certified. In subsequent years, the organization must accumulate additions to the reserve in an amount equal to 2% of its net earned subscription revenue for each calendar year. Additional accumulations will no longer be required when the total special contingency reserve reaches \$1,500,000. The Company's accumulated reserve reached \$1,500,000 during 1989.

The Company has reported the IDOI minimum capital and surplus requirement of \$1,500,000, calculated pursuant to state statutes governing HMOs, as aggregate write-ins for other than special surplus funds, contingency reserve, in the financial statements.

Risk-based capital ("RBC") is a regulatory tool for measuring the minimum amount of capital appropriate for a MCO to support its overall business operations in consideration of its size and risk profile. The IDOI requires the Company to maintain minimum capital and surplus equal to the greater of the state statute as outlined above, or the level needed to avoid action pursuant to the trend test in the RBC formula. The Company is in compliance with the required amount.

The Company is also subject to minimum capital and surplus requirements in other states where it is licensed to do business.

The Company is in compliance with the minimum required capital and surplus amounts where it is licensed to do business, as of December 31, 2021 and 2020.

STATEMENTS OF OPERATIONS

- **Net Premium Income and Change in Reserve for Rate Credits** — Revenues consist of net premium income that is recognized in the period in which enrollees are entitled to receive health care services. Net premium income is shown net of reinsurance premiums paid and reinsurance premiums incurred but not paid in the financial statements.

Comprehensive commercial health plans with MLRs on fully insured products, as calculated under the definitions in the ACA and implementing regulations, that fall below certain targets are required to rebate ratable portions of premiums annually. The Company classifies changes to the estimated rebates and retrospective premium adjustments as change in reserve for rate credits in the financial statements (see Note 24). In addition, pursuant to Section 1343 of the ACA, the Company records premium adjustments for changes to the commercial risk adjustment balances which are reflected net premium income in the financial statements (see Note 24).

Medicare Plans with MLRs on fully insured products, as calculated under the definitions in the ACA and implementing regulations, that fall below certain targets are required to rebate ratable portions of premiums annually. In addition, the Company records premium adjustments for changes to the CMS Medicare Plans risk corridor program. Changes to these estimates are reflected in change in reserve for rate credits in the financial statements (see Note 24). Net premium income includes retroactive run-out premiums from the Medicare Parts A & B along with Medicare Part D prescription drug insurance coverage program and current premiums for the DSNP and FIDE-SNP from CMS, which includes CMS premiums, including amounts pursuant to the CMS risk adjustment program (see Note 24), member premiums, and the CMS low-income premium subsidy for the Company's insurance risk coverage. Net premium income is recognized ratably over the period in which eligible individuals are entitled to receive health care services and prescription drug benefits.

The Medicaid plan is subject to experience rated rebates, including MLRs and risk corridor programs, risk adjustment program, and performance guarantees based on various utilization measures. The Company records premium adjustments for the changes to the estimates for experience rated rebates and risk corridor programs which are reflected in change in reserve for rate credits and for the risk adjustment program and performance guarantees which are reflected in net premium income in the financial statements (see Note 24).

Net premium income includes amounts paid by TennCare for the Medicaid membership and effective January 1, 2021 the CoverKids membership enrolled under the at-risk agreement. Premiums are contractual and are recognized in the coverage period in which members are entitled to receive services. The majority of net premium income recorded is based on capitated rates, which are monthly premiums paid for each member enrolled.

The Company records withhold receivables and risk adjustment receivables and payables related to the TennCare program. The changes to the risk adjustment receivables and payables are driven by the estimated impact to the capitation rates initially received as a result of TennCare recalibrating the rates annually for participating MCOs in the Medicaid program. Changes to the estimated amounts recorded as a result of further refined information are reflected as net premium income in the period in which the change becomes known in the statutory basis statements of operations. The Company also records estimates related to the TennCare risk corridor program. Changes to these estimates are reflected as change in reserve for rate credits in the financial statements.

Net premium income includes retroactive run-out premiums received from IA DHS for membership enrolled in the Iowa Health Link program. Premiums are contractual and are recognized in the coverage period in which members are entitled to receive services, except in the case of maternity payments. Maternity income is billed on contractual rates and recognized as income as each birth case is identified by the Company.

- **Total Hospital and Medical Expenses** — Total hospital and medical expenses include claims paid, claims processed but not yet paid, estimates for claims received but not yet processed, estimates for the costs of health care services enrollees have received but for which claims have not yet been submitted, and payments and liabilities for physician, hospital, and other medical costs disputes.

Total hospital and medical expenses also include amounts incurred for incentive pool, withhold adjustments, and bonus amounts that are based on the underlying contractual provisions with the respective provider. In addition, adjustments to claims unpaid estimates and aggregate health claim reserves are reflected in the period once the change in estimate is identified and included in total hospital and medical expenses in the financial statements.

- **General Administrative Expenses** — General expenses that have been paid as of the reporting date in addition to general expenses that have been incurred but are not due until a subsequent period are reported as general administrative expenses. Pursuant to the terms of the Agreement (see Note 10), the Company pays a management fee to UHS in exchange for administrative and management services. Costs for items not included within the scope of the Agreement are directly expensed as incurred. State income taxes are also a component of GAE. A detailed review of the administrative expenses of the Company and UHS is performed to determine the allocation between CAE and GAE to be reported in the financial statements.

Administrative fee revenues consist primarily of fees derived from the TennCare ECF program. TennCare reimburses the Company on a per member per month (“PMPM”) basis for actual and reasonable administration costs to support the ECF program. As the Company has neither the obligation for funding the ECF claims, nor the primary responsibility for providing the medical care, the Company does not recognize net premium income and hospital/medical expenses for this contract. Administrative fee revenue and related expenses are netted against GAE in the financial statements (see Note 18).

- **Federal Income Taxes Incurred** — The provision for federal income taxes incurred is calculated based on applying the statutory federal income tax rate of 21% to net income before federal income taxes and net realized capital gains subject to certain adjustments (see Note 9).

OTHER

- **Vulnerability Due to Certain Concentrations** — The Company is subject to substantial federal and state government regulation, including licensing and other requirements relating to the offering of the Company’s existing products in new markets and offerings of new products, both of which may restrict the Company’s ability to expand its business.

The Company has no commercial customers that individually exceed 10% direct premiums written and uncollected premiums, including receivables for contracts subject to redetermination, as of December 31, 2021 and 2020, respectively.

Direct premiums written and uncollected premiums, including receivables for contracts subject to redetermination, from CMS related to the Medicare Plans as a percentage of total direct premiums written and total uncollected premiums, including receivables for contracts subject to redetermination, are 36.6% and 73.5% as of December 31, 2021 and 35.1% and 52.4% as of December 31, 2020, respectively.

Direct premiums written and uncollected premiums, including receivables for contracts subject to redetermination, from the State of Tennessee, TennCare program as a percentage of total direct premiums written and total uncollected premiums, including receivables for contracts subject to redetermination, are 60.0% and 25.3% as of December 31, 2021 and 60.4% and 13.8% as of December 31, 2020, respectively.

Direct runout premiums/premiums written and uncollected premiums, including receivables for contracts subject to redetermination, from the IA DHS as a percentage of total direct premiums written and total uncollected premiums, including receivables for contracts subject to redetermination, are 0.1% and 0.0% as of December 31, 2021 and 0.7% and 33.6% as of December 31, 2020, respectively.

Recently Issued Accounting Standards — In July 2020, the NAIC revised Statement of Statutory Accounting Principles (“SSAP”) No. 106, *Affordable Care Act Section 9010 Assessment* for the repeal of the Affordable Care Act Section 9010 Assessment, effective January 1, 2021. The Company adopted the revision on the effective date.

The Company reviewed all other recently issued guidance in 2021 and 2020 that has been adopted for 2021 or subsequent years’ implementation and has determined that none of the items would have a significant impact to the financial statements.

D. Going Concern

The Company has the ability and will continue to operate for a period of time sufficient to carry out its commitments, obligations and business objectives.

2. ACCOUNTING CHANGES AND CORRECTIONS OF ERRORS

No changes in accounting principles or corrections of errors have been recorded during the years ended December 31, 2021 and 2020.

3. BUSINESS COMBINATIONS AND GOODWILL

A–E. The Company was not party to a business combination during the years ended December 31, 2021 and 2020, and does not carry goodwill in its financial statements.

4. DISCONTINUED OPERATIONS

A. Discontinued Operation Disposed of or Classified as Held for Sale

(1–4) The Company did not have any discontinued operations disposed of or classified as held for sale during 2021 and 2021.

B. Change in Plan of Sale of Discontinued Operation — Not applicable.

C. Nature of any Significant Continuing Involvement with Discontinued Operations after Disposal — Not applicable.

D. Equity Interest Retained in the Discontinued Operation after Disposal — Not applicable.

5. INVESTMENTS

For purposes of calculating gross realized gains and losses on sales of investments, the amortized cost of each investment sold is used. The gross realized gains and losses on sales of long-term investments were \$1,730,426 and \$0, respectively, for 2021 and \$797,191 and \$390,761, respectively, for 2020. The gross realized gains and losses on sales of short-term investments were \$283 and \$15,795, respectively, for 2020. There were no gross realized gains and losses on sales of short-term investment in 2021. The net realized gain is included in net realized capital gains (losses) less taxes in the financial statements. Total proceeds on the sale of long-term investments were \$37,808,168 and \$45,207,576 and for short-term investments were \$0 and \$1,678,766,410 in 2021 and 2020, respectively.

ANNUAL STATEMENT FOR THE YEAR 2021 OF THE UnitedHealthcare Plan of the River Valley, Inc.

As of December 31, 2021 and 2020, the book/adjusted carrying value, fair value, and gross unrecognized unrealized gains and losses of the Company's investments, excluding cash and cash equivalents of \$248,123,106 and \$370,706,859 respectively, are disclosed in the table below:

	2021				Fair Value
	Book/Adjusted Carrying Value	Gross Unrecognized Unrealized Gains	Gross Unrecognized Unrealized Losses < 1 Year	Gross Unrecognized Unrealized Losses > 1 Year	
U.S. government and agency securities	\$ 204,907,717	\$ 1,855,430	\$ 1,457,209	\$ 96,944	\$ 205,208,994
State and agency municipal securities	92,794,483	2,669,965	231,568	-	95,232,880
City and county municipal securities	86,244,448	3,156,467	46,581	90,572	89,263,762
Corporate debt securities	358,276,284	7,934,760	2,579,889	192,121	363,439,034
Other invested assets	5,917,181	-	-	-	5,917,181
Total bonds, short-term investments, and other invested assets	\$ 748,140,113	\$ 15,616,622	\$ 4,315,247	\$ 379,637	\$ 759,061,851

	2021				Fair Value
	Book/Adjusted Carrying Value	Gross Unrecognized Unrealized Gains	Gross Unrecognized Unrealized Losses < 1 Year	Gross Unrecognized Unrealized Losses > 1 Year	
Less than one year	\$ 81,619,007	\$ 180,375	\$ 45,180	\$ -	\$ 81,754,202
One to five years	314,111,567	7,231,787	1,342,162	-	320,001,192
Five to ten years	203,002,055	5,986,100	1,337,603	224,840	207,425,712
Over ten years	149,407,484	2,218,360	1,590,302	154,797	149,880,745
Total bonds, short-term investments, and other invested assets	\$ 748,140,113	\$ 15,616,622	\$ 4,315,247	\$ 379,637	\$ 759,061,851

	2020				Fair Value
	Book/Adjusted Carrying Value	Gross Unrecognized Unrealized Gains	Gross Unrecognized Unrealized Losses < 1 Year	Gross Unrecognized Unrealized Losses > 1 Year	
U.S. government and agency securities	\$ 223,027,357	\$ 6,957,466	\$ 6,233	\$ 3,875	\$ 229,974,715
State and agency municipal securities	88,432,794	3,860,268	1,184	-	92,291,878
City and county municipal securities	82,681,238	4,456,247	19,449	-	87,118,036
Corporate debt securities	325,118,371	16,338,560	14,440	-	341,442,491
Other invested assets	7,838,898	-	-	-	7,838,898
Total bonds, short-term investments, and other invested assets	\$ 727,098,658	\$ 31,612,541	\$ 41,306	\$ 3,875	\$ 758,666,018

Included in U.S. government and agency securities and corporate debt securities in the tables above are mortgage-related loan-backed securities, which do not have a single maturity date. For the years to maturity table above, these securities have been presented in the maturity group based on the securities' final maturity date and at a book/adjusted carrying value of \$120,895,431 and fair value of \$120,752,190.

The following table illustrates the fair value and gross unrecognized unrealized losses, aggregated by investment category and length of time that the individual securities have been in a continuous unrecognized unrealized loss position as of December 31, 2021 and 2020:

	2021					
	< 1 Year		> 1 Year		Total	
	Fair Value	Gross Unrecognized Unrealized Losses	Fair Value	Gross Unrecognized Unrealized Losses	Fair Value	Gross Unrecognized Unrealized Losses
U.S. government and agency securities	\$ 129,782,615	\$ 1,457,209	\$ 2,983,035	\$ 96,944	\$ 132,765,650	\$ 1,554,153
State and agency municipal securities	32,477,233	231,568	-	-	32,477,233	231,568
City and county municipal securities	7,244,200	46,581	3,271,735	90,572	10,515,935	137,153
Corporate debt securities	175,044,637	2,579,889	3,633,719	192,121	178,678,356	2,772,010
Total bonds and short-term investments	\$ 344,548,685	\$ 4,315,247	\$ 9,888,489	\$ 379,637	\$ 354,437,174	\$ 4,694,884

	2020					
	< 1 Year		> 1 Year		Total	
	Fair Value	Gross Unrecognized Unrealized Losses	Fair Value	Gross Unrecognized Unrealized Losses	Fair Value	Gross Unrecognized Unrealized Losses
U.S. government and agency securities	\$ 6,028,222	\$ 6,233	\$ 454,001	\$ 3,875	\$ 6,482,223	\$ 10,108
State and agency municipal securities	1,504,079	1,184	-	-	1,504,079	1,184
City and county municipal securities	5,194,695	19,449	-	-	5,194,695	19,449
Corporate debt securities	14,979,003	14,440	-	-	14,979,003	14,440
Total bonds and short-term investments	\$ 27,705,999	\$ 41,306	\$ 454,001	\$ 3,875	\$ 28,160,000	\$ 45,181

The unrecognized unrealized losses on investments in U.S. government and agency securities, state and agency municipal securities, city and county municipal securities, and corporate debt securities at December 31, 2021 and 2020, were mainly caused by interest rate fluctuations and not by unfavorable changes in the credit ratings associated with these securities. The Company evaluates impairment at each reporting period for each of the securities whereby the fair value of the investment is less than its book/adjusted carrying value. The contractual cash flows of the U.S. government and agency securities are guaranteed either by the U.S. government or an agency of the U.S. government. It is expected that the securities would not be settled at a price less than the cost of the investment, and the Company does not intend to sell the investment until the unrealized loss is fully recovered. The Company assessed the credit quality of the state and agency municipal securities, city and county municipal securities and corporate debt securities, noting whether a significant deterioration since purchase or other factors that may indicate an other-than-temporary impairment ("OTTI"), such as the length of time and extent to which fair value has been less than cost, the financial condition, and near-term prospects of the issuer as well as specific events or circumstances that may influence the operations of the issuer and the Company's intent to sell the investment. Additionally, the Company evaluated its intent and ability to retain loan-backed securities for a period of time sufficient to recover the amortized cost. As a result of these reviews, no OTTIs were recorded by the Company as of December 31, 2021 and 2020.

A-C. The Company has no mortgage loans, real estate loans, restructured debt, or reverse mortgages. The Company also has no real estate property occupied by the Company, real estate property held for the production of income, or real estate property held for sale.

D. Loan-Backed Securities

- (1) U.S. government and agency securities and corporate debt securities include loan-backed securities (mortgage-backed securities and asset-backed securities), which are valued using the retrospective adjustment methodology. Prepayment assumptions for the determination of the book/adjusted carrying value, commonly referred to as amortized cost, of loan-backed securities are based on a three-month constant prepayment rate history obtained from external data source vendors.
- (2) The Company did not recognize any OTTIs on loan-backed securities as of December 31, 2021 and 2020.
- (3) The Company did not have any loan-backed securities with OTTIs to report by CUSIP as of December 31, 2021 or 2020.

- (4) The following table illustrates the fair value, gross unrecognized unrealized losses, and length of time that the loan-backed securities have been in a continuous unrecognized unrealized loss position as of December 31, 2021 and 2020:

	2021
The aggregate amount of unrealized losses:	
1. Less than 12 months	\$ 1,763,973
2. 12 months or longer	96,944
The aggregate related fair value of securities with unrealized losses:	
1. Less than 12 months	98,589,380
2. 12 months or longer	2,983,034
	2020
The aggregate amount of unrealized losses:	
1. Less than 12 months	\$ 5,706
2. 12 months or longer	3,875
The aggregate related fair value of securities with unrealized losses:	
1. Less than 12 months	6,030,621
2. 12 months or longer	454,001

- (5) The Company believes that it will continue to collect timely the principal and interest due on its loan-backed securities that have an amortized cost in excess of fair value. The unrealized losses were primarily caused by interest rate changes and not by unfavorable changes in the credit quality associated with these securities that impacted the assessment on collectability of principal and interest. At each reporting period, the Company evaluates available-for-sale debt securities for any credit-related impairment when the fair value of the investment is less than its amortized cost. The Company evaluated the expected cash flows and the underlying credit quality and credit ratings of the issuers, noting no significant credit deterioration since purchase. As of December 31, 2021, the unrealized loss on any security that the Company classified as intent to sell was not material to the Company's investment portfolio. Any other securities in an unrecognized loss position as of December 31, 2021, the Company considers to be temporary.

- E. Dollar Repurchase Agreements and/or Securities Lending Transactions** — Not applicable.
- F. Repurchase Agreements Transactions Accounted for as Secured Borrowing** — Not applicable.
- G. Reverse Repurchase Agreements Transactions Accounted for as Secured Borrowing** — Not applicable.
- H. Repurchase Agreements Transactions Accounted for as a Sale** — Not applicable.
- I. Reverse Repurchase Agreements Transactions Accounted for as a Sale** — Not applicable.
- J. Real Estate** — Not applicable.
- K. Low-Income Housing Tax Credits ("LIHTC")**

- (1–7) LIHTC investments of \$5,917,181 and \$7,838,898 as of December 31, 2021 and 2020, respectively, are included in other invested assets in the financial statements. The Company has no corresponding liability as of December 31, 2021 and 2020 for future capital contributions. The number of remaining years of unexpired tax credits is 3 years and the required holding period for the LIHTC investments is 8 years. The LIHTC investments are not currently subject to any regulatory reviews. The Company did not recognize any impairment losses, write-downs, or reclassifications during 2021 or 2020.

L. Restricted Assets

(1) Restricted assets, including pledged securities as of December 31, 2021 and 2020, are presented below:

Restricted Asset Category	1 Total Gross (Admitted & Nonadmitted) Restricted From Current Year	2 Total Gross (Admitted & Nonadmitted) Restricted From Prior Year	3 Increase/ (Decrease) (1 Minus 2)	4 Total Current Year Nonadmitted Restricted	5 Total Current Year Admitted Restricted (1 minus 4)	6 Gross (Admitted & Nonadmitted) Restricted to Total Assets (a)	7 Admitted Restricted to Total Admitted Assets (b)
a. Subject to contractual obligation for which liability is not shown	\$ -	\$ -	\$ -	\$ -	\$ -	0 %	0 %
b. Collateral held under security lending agreements	-	-	-	-	-	0 %	0 %
c. Subject to repurchase agreements	-	-	-	-	-	0 %	0 %
d. Subject to reverse repurchase agreements	-	-	-	-	-	0 %	0 %
e. Subject to dollar repurchase agreements	-	-	-	-	-	0 %	0 %
f. Subject to dollar reverse repurchase agreements	-	-	-	-	-	0 %	0 %
g. Placed under option contracts	-	-	-	-	-	0 %	0 %
h. Letter stock or securities restricted as to sale—excluding FHLB capital stock	-	-	-	-	-	0 %	0 %
i. FHLB capital stock	-	-	-	-	-	0 %	0 %
j. On deposit with states	27,088,267	28,598,092	(1,509,825)	-	27,088,267	2 %	2 %
k. On deposit with other regulatory bodies	-	-	-	-	-	0 %	0 %
l. Pledged as collateral to FHLB (including assets backing funding agreements)	-	-	-	-	-	0 %	0 %
m. Pledged as collateral not captured in other categories	760,481	510,419	250,062	-	760,481	<1 %	<1 %
n. Other restricted assets	-	-	-	-	-	0 %	0 %
o. Total restricted assets	\$ 27,848,748	\$ 29,108,511	\$ (1,259,763)	\$ -	\$ 27,848,748	2 %	2 %

(a) Column 1 divided by Asset Page, Column 1, Line 28
 (b) Column 5 divided by Asset Page, Column 3, Line 28

(2) The Company holds a \$760,481 demand deposit as collateral for the State of Tennessee, TennCare Medicaid initiative called “QuILTSS”, or Quality Improvement in Long Term Services and Support. This demand deposit is currently held at Optum Bank, Inc. and is restricted as to its use. This deposit is included in cash in the financial statements and is stated at book/adjusted carrying value, which approximates fair value. Interest earned on this deposit accrues to the Company. The details of assets pledged as collateral not captured in other categories as of December 31, 2021 and 2020 is presented below:

Description of Assets	1 Total Gross (Admitted & Nonadmitted) Restricted from Current Year	2 Total Gross (Admitted & Nonadmitted) Restricted From Prior Year	3 Increase/ (Decrease) (1 Minus 2)	4 Total Current Year Admitted Restricted	5 Gross (Admitted & Nonadmitted) Restricted to Total Asset	6 Admitted Restricted to Total Admitted Assets
Optum Bank, Inc. Demand Deposit Account	\$ 760,481	\$ 510,419	\$ 250,062	\$ 760,481	<1 %	<1 %
Total (a)	\$ 760,481	\$ 510,419	\$ 250,062	\$ 760,481	<1 %	<1 %

(a) Total Line for Columns 1 through 3 should equal 5L(1)m Columns 1 through 3 respectively and Total Line for Column 4 should equal 5L(1)m Column 5

(3–4) The Company had no collateral received and reflected as assets as of December 31, 2021 or 2020.

M. Working Capital Finance Investments — Not applicable.

N. Offsetting and Netting of Assets and Liabilities

The Company does not have any offsetting or netting of assets and liabilities as it relates to derivatives, repurchase and reverse repurchase agreements, and securities borrowing and securities lending activities.

O. 5GI Securities

The Company does not have any investments with an NAIC designation of 5GI as of December 31, 2021 and 2020.

P. Short Sales — Not applicable.

Q. Prepayment Penalty and Acceleration Fees

The following table illustrates prepayment penalty and acceleration fees as of December 31, 2021:

	<u>General Account</u>
1. Number of CUSIPs	7
2. Aggregate Amount of Investment Income	\$ 351,842

R. Reporting Entity’s Share of Cash Pool by Asset Type

The Company’s investment in the qualified cash pool is reported in cash equivalents. The Company’s investment in the qualified cash pool is \$2,691,498 and \$7,388,942 as of December 31, 2021 and December 31, 2020, respectively.

The following table presents the percent share distribution by underlying asset type of the total qualified cash pool balance as of December 31, 2021:

<u>Asset Type</u>	<u>Percent Share</u>
(1) Cash	0%
(2) Cash Equivalents	52%
(3) Short-Term Investments	48%
(4) Total	<u>100%</u>

6. JOINT VENTURES, PARTNERSHIPS, AND LIMITED LIABILITY COMPANIES

A–B. The Company has no investments in joint ventures, partnerships, or limited liability companies that exceed 10% of admitted assets and did not recognize any impairment write-down for its investments in joint ventures, partnerships, and limited liability companies during the statement periods.

7. INVESTMENT INCOME

A. The Company excludes all investment income due and accrued amounts that are over 90 days past due from the financial statements.

B. There were no investment income amounts excluded from the financial statements.

8. DERIVATIVE INSTRUMENTS

A–B. The Company has no derivative instruments.

9. INCOME TAXES

A. Deferred Tax Asset/Liability

(1) The components of the net deferred tax asset/liability at December 31, 2021 and 2020 are as follows:

	2021			2020			Change		
	1 Ordinary	2 Capital	3 (Col 1+2) Total	4 Ordinary	5 Capital	6 (Col 4+5) Total	7 (Col 1 - 4) Ordinary	8 (Col 2 - 5) Capital	9 (Col 7+8) Total
(a) Gross deferred tax assets	\$ 5,863,694	\$ -	\$ 5,863,694	\$ 15,078,428	\$ -	\$ 15,078,428	\$ (9,214,734)	\$ -	\$ (9,214,734)
(b) Statutory valuation allowance adjustments	-	-	-	-	-	-	-	-	-
(c) Adjusted gross deferred tax assets (1a - 1b)	5,863,694	-	5,863,694	15,078,428	-	15,078,428	(9,214,734)	-	(9,214,734)
(d) Deferred tax assets nonadmitted	361,903	-	361,903	224,700	-	224,700	137,203	-	137,203
(e) Subtotal net admitted deferred tax asset (1c - 1d)	5,501,791	-	5,501,791	14,853,728	-	14,853,728	(9,351,937)	-	(9,351,937)
(f) Deferred tax liabilities	374,847	-	374,847	468,558	-	468,558	(93,711)	-	(93,711)
(g) Net admitted deferred tax asset/(net deferred tax liability) (1e - 1f)	\$ 5,126,944	\$ -	\$ 5,126,944	\$ 14,385,170	\$ -	\$ 14,385,170	\$ (9,258,226)	\$ -	\$ (9,258,226)

(2) The components of the adjusted gross deferred tax assets admissibility calculation under SSAP No. 101, *Income Taxes*, are as follows:

Admission Calculation Components SSAP No. 101	2021			2020			Change		
	1 Ordinary	2 Capital	3 (Col 1 + 2) Total	4 Ordinary	5 Capital	6 (Col 4 + 5) Total	7 (Col 1 - 4) Ordinary	8 (Col 2 - 5) Capital	9 (Col 7 + 8) Total
(a) Federal income taxes paid in prior years recoverable through loss carrybacks	\$ 4,640,450	\$ -	\$ 4,640,450	\$ 14,010,758	\$ -	\$ 14,010,758	\$ (9,370,308)	\$ -	\$ (9,370,308)
(b) Adjusted gross deferred tax assets expected to be realized (excluding the amount of deferred tax assets from 2(a) above) after application of the threshold limitation. (The lesser of 2(b)1 and 2(b)2 below)	486,493	-	486,493	374,412	-	374,412	112,081	-	112,081
1. Adjusted gross deferred tax assets expected to be realized following the balance sheet date	486,493	-	486,493	374,412	-	374,412	112,081	-	112,081
2. Adjusted gross deferred tax assets allowed per limitation threshold	XXX	XXX	62,623,365	XXX	XXX	94,978,596	XXX	XXX	(32,355,231)
(c) Adjusted gross deferred tax assets (excluding the amount of deferred tax assets from 2(a) and 2(b) above) offset by gross deferred tax liabilities	374,848	-	374,848	468,558	-	468,558	(93,710)	-	(93,710)
(d) Deferred tax assets admitted as the result of application of SSAP No. 101 Total (2(a) + 2(b) + 2(c))	\$ 5,501,791	\$ -	\$ 5,501,791	\$ 14,853,728	\$ -	\$ 14,853,728	\$ (9,351,937)	\$ -	\$ (9,351,937)

(3) The ratio percentage and adjusted capital and surplus used to determine the recovery period and threshold limitations for the admissibility calculation are presented below:

	2021	2020
(a) Ratio percentage used to determine recovery period and threshold limitation amount	>300%	>300%
(b) Amount of adjusted capital and surplus used to determine recovery period and threshold limitation in 2(b)(2) above	\$ 417,489,103	\$ 633,190,638

- (4) The impact to the gross deferred tax assets balances as a result of tax-planning strategies as of December 31, 2021 and 2020 is presented below:

Impact of Tax-Planning Strategies	2021		2020		Change	
	1 Ordinary	2 Capital	3 Ordinary	4 Capital	5 (Col 1 - 3) Ordinary	6 (Col 2 - 4) Capital
(a) Determination of adjusted gross deferred tax assets and net admitted deferred tax assets by tax character as a percentage.						
1. Adjusted gross DTAs amount from Note 9A1(c)	\$ 5,863,694	\$ -	\$ 15,078,428	\$ -	\$ (9,214,734)	\$ -
2. Percentage of adjusted gross DTAs by tax character attributable to the impact of tax-planning strategies	- %	- %	- %	- %	- %	- %
3. Net admitted adjusted gross DTAs amount from Note 9A1(e)	\$ 5,501,791	\$ -	\$ 14,853,728	\$ -	\$ (9,351,937)	\$ -
4. Percentage of net admitted adjusted gross DTAs by tax character admitted because of the impact of tax-planning strategies	- %	- %	- %	- %	- %	- %
(b) Does the Company's tax-planning strategies include the use of reinsurance?			Yes		No	X

B. Unrecognized Deferred Tax Liabilities

- (1-4) There are no unrecognized deferred tax liabilities for the years ended December 31, 2021 and 2020.

C. Significant Components of Income Taxes

- (1) The current federal and foreign income taxes incurred for the years ended December 31, 2021 and 2020 are as follows:

	1 2021	2 2020	3 (Col 1 - 2) Change
1. Current income tax			
(a) Federal	\$ 39,393,980	\$ 69,950,546	\$ (30,556,566)
(b) Foreign	-	-	-
(c) Subtotal	39,393,980	69,950,546	(30,556,566)
(d) Federal income tax on net capital gains	367,764	80,285	287,479
(e) Utilization of capital loss carryforwards	-	-	-
(f) Other	-	-	-
(g) Total federal and foreign income taxes incurred	\$ 39,761,744	\$ 70,030,831	\$ (30,269,087)

(2-4) The tax effects of temporary differences that give rise to significant portions of the deferred tax assets and liabilities as of December 31, 2021 and 2020, are as follows:

	1	2	3
	2021	2020	(Col 1 - 2) Change
2 Deferred tax assets:			
(a) Ordinary:			
(1) Discounting of unpaid losses	\$ 928,789	\$ 968,558	\$ (39,769)
(2) Unearned premium reserve	98,597	8,241,369	(8,142,772)
(3) Policyholder reserves	-	-	-
(4) Investments	-	-	-
(5) Deferred acquisition costs	-	-	-
(6) Policyholder dividends accrual	-	-	-
(7) Fixed assets	-	-	-
(8) Compensation and benefits accrual	-	-	-
(9) Pension accrual	-	-	-
(10) Receivables — nonadmitted	3,610,016	4,424,763	(814,747)
(11) Net operating loss carryforward	-	-	-
(12) Tax credit carryforward	-	-	-
(13) Other (including items <5% of total ordinary tax assets)	<u>1,226,292</u>	<u>1,443,738</u>	<u>(217,446)</u>
(99) Subtotal	5,863,694	15,078,428	(9,214,734)
(b) Statutory valuation allowance adjustment	-	-	-
(c) Nonadmitted	<u>361,903</u>	<u>224,700</u>	<u>137,203</u>
(d) Admitted ordinary deferred tax assets (2a99 - 2b - 2c)	<u>5,501,791</u>	<u>14,853,728</u>	<u>(9,351,937)</u>
(e) Capital:			
(1) Investments	-	-	-
(2) Net capital loss carryforward	-	-	-
(3) Real estate	-	-	-
(4) Other (including items <5% of total capital tax assets)	<u>-</u>	<u>-</u>	<u>-</u>
(99) Subtotal	-	-	-
(f) Statutory valuation allowance adjustment	-	-	-
(g) Nonadmitted	<u>-</u>	<u>-</u>	<u>-</u>
(h) Admitted capital deferred tax assets (2e99 - 2f - 2g)	<u>-</u>	<u>-</u>	<u>-</u>
(i) Admitted deferred tax assets (2d + 2h)	<u>5,501,791</u>	<u>14,853,728</u>	<u>(9,351,937)</u>
3 Deferred tax liabilities:			
(a) Ordinary:			
(1) Investments	-	-	-
(2) Fixed assets	-	-	-
(3) Deferred and uncollected premium	-	-	-
(4) Policyholder reserves	-	-	-
(5) Other (including items <5% of total ordinary tax liabilities)	<u>374,847</u>	<u>468,558</u>	<u>(93,711)</u>
(99) Subtotal	<u>374,847</u>	<u>468,558</u>	<u>(93,711)</u>
(b) Capital:			
(1) Investments	-	-	-
(2) Real estate	-	-	-
(3) Other (including items <5% of total capital tax liabilities)	<u>-</u>	<u>-</u>	<u>-</u>
(99) Subtotal	-	-	-
(c) Deferred tax liabilities (3a99 + 3b99)	<u>374,847</u>	<u>468,558</u>	<u>(93,711)</u>
4 Net deferred tax assets/liabilities (2i - 3c)	<u>\$ 5,126,944</u>	<u>\$ 14,385,170</u>	<u>\$ (9,258,226)</u>

The other ordinary deferred tax asset of \$1,226,292 for 2021 consists of other items of \$1,223,244 and general expenses due and accrued of \$3,048. The other ordinary deferred tax asset of \$1,443,738 for 2020 consists of other items of \$1,067,670, intangibles of \$372,663, and general expenses due and accrued of \$3,405. The other ordinary deferred tax liability of \$374,847 and \$468,558 for 2021 and 2020, respectively, consist of discounting of unpaid losses.

The Company assessed the potential realization of the gross deferred tax asset and as a result no statutory valuation allowance was required and no allowance was established as of December 31, 2021 and 2020.

- D. The provision for federal income taxes incurred is different from that which would be obtained by applying the statutory federal income tax rate of 21% to net income before federal income taxes incurred, plus capital gains tax. A summarization of the significant items causing this difference as of December 31, 2021 and 2020 is as follows:

	2021		2020	
	Amount	Effective Tax Rate	Amount	Effective Tax Rate
Tax provision at the federal statutory rate	\$ 50,473,069	21%	\$ 51,863,280	21%
Tax-exempt interest	(457,931)	0	(432,917)	0
Health insurer fee	-	0	14,366,599	6
Current year tax credit	(1,911,945)	(1)	(1,911,968)	(1)
Tax effect of nonadmitted assets	779,574	0	735,933	0
Total statutory income taxes	<u>\$ 48,882,767</u>	<u>20%</u>	<u>\$ 64,620,927</u>	<u>26%</u>
Federal income taxes incurred	\$ 39,393,980	16%	\$ 69,950,546	28%
Capital gains tax	367,764	0	80,285	0
Change in net deferred income tax	9,121,023	4	(5,409,904)	(2)
Total statutory income taxes	<u>\$ 48,882,767</u>	<u>20%</u>	<u>\$ 64,620,927</u>	<u>26%</u>

- E. At December 31, 2021, the Company had no net operating loss carryforwards.

Current federal income taxes recoverable of \$13,594,257 and \$7,442,168 as of December 31, 2021 and 2020, respectively, are included in the financial statements. Federal income taxes paid, net of refunds, were \$45,913,832 and \$101,078,971 in 2021 and 2020, respectively.

Federal income taxes incurred of \$39,761,744 and \$70,030,831 for 2021 and 2020, respectively, are available for recoupment in the event of future net losses.

The Company has not admitted any aggregate amounts of deposits that are included within Section 6603 ("Deposits made to suspend running of interest on potential underpayments, etc.") of the Internal Revenue Service ("IRS") Code.

- F. The Company is included in the consolidated federal income tax return with its ultimate parent, UnitedHealth Group. The entities included within the consolidated return are included in the NAIC Statutory Statement Schedule Y - Information Concerning Activities of Insurer Members Of A Holding Company Group. Federal income taxes are paid to or refunded by UnitedHealth Group pursuant to the terms of a tax-sharing agreement, approved by the Board of Directors, under which taxes approximate the amount that would have been computed on a separate company basis, with the exception of net operating losses and capital losses. For these losses the Company receives a benefit at the federal rate in the current year for current taxable losses incurred in that year to the extent losses can be utilized in the consolidated federal return of UnitedHealth Group. UnitedHealth Group currently files income tax returns in the U.S. federal jurisdiction, various states, and foreign jurisdictions. The U.S. IRS has completed exams on UnitedHealth Group's consolidated income tax returns for fiscal years 2016 and prior. UnitedHealth Group's 2017 through 2020 tax returns are under review by the IRS under its Compliance Assurance Program. With the exception of a few states, UnitedHealth Group is no longer subject to income tax examinations prior to the 2014 tax year. In general, the Company is subject to examination in non-U.S. jurisdictions for years 2015 and forward. The Company does not believe any adjustments that may result from these examinations will be material to the Company.
- G. **Tax Contingencies** — Not applicable.
- H. **Repatriation Transition Tax** — Not applicable.
- I. **Alternative Minimum Tax Credit** — Not applicable.

10. INFORMATION CONCERNING PARENT, SUBSIDIARIES, AND AFFILIATES

A–B. In the ordinary course of business, the Company contracts with several affiliates to provide a wide variety of services to the Company's members. These agreements are filed with and approved by the IDOI according to Management's understanding of the current requirements and standards. Within the confines of the applicable filed and approved agreements (including subsequent amendments thereto), the amount and types of services provided by these affiliated entities can change year over year.

UHS maintains a private short-term investment pool in which affiliated companies may participate (see Note 1). At December 31, 2021 and 2020, the Company's portion was \$2,691,498 and \$7,388,942, respectively and is included in cash equivalents in the financial statements.

The Company has a tax-sharing agreement with UnitedHealth Group (see Note 9).

The Company paid dividends of \$420,000,000 and \$154,000,000 in 2021 and 2020, respectively, to its parent (see Note 13).

The Company holds a \$200,000,000 subordinated revolving credit agreement with UnitedHealth Group at an interest rate of London InterBank Offered Rate plus a margin of 0.50%. This credit agreement is subordinate to the extent it does not conflict with any credit facility held by either party. The credit agreement is for a one-year term and automatically renews annually, unless terminated by either party. The agreement shall continue until terminated pursuant to the terms of this agreement which require either party to give a 60 day written notice to the other party. No amounts were outstanding under the line of credit as of December 31, 2021 and 2020.

The Company has a subordinated revolving credit agreement with UHS at an interest rate of London InterBank Offered Rate plus a margin of 0.50%. Under this agreement, UHS can borrow money on a short-term basis from the Company. The aggregate principal amount that may be outstanding at any time is the lesser of 3% of the Company's admitted assets or 25% of the Company's policyholder surplus as of the preceding December 31. The IDOI did not disapprove the Company's request to admit any outstanding receivable at the end of each reporting period pursuant to this agreement provided it continues to be in compliance with statutory accounting principles and state statutes. As of December 31, 2021 and 2020, the outstanding balance under this agreement is \$0 and \$20,000,000, respectively, which is reported in note receivable in the financial statements. The total amount of interest earned through the reporting period is \$12,997 and \$8,748, which includes interest receivable on the note of \$0 and \$1,089 as of December 31, 2021 and 2020, respectively.

The Company has entered into reinsurance agreements with an affiliated entity (see Note 23).

C. Transactions With Related Parties Who Are Not Reported On Schedule Y

The Company has no material related party transactions that meet the disclosure requirements pursuant to SSAP No. 25, *Affiliates and Other Related Parties* ("SSAP No. 25") that are not included in NAIC Statutory Statement Schedule Y—Part 2 Summary Of Insurer's Transactions With Any Affiliates.

D. At December 31, 2021 and 2020, the Company reported \$72,812,695 and \$28,365,920, respectively, as amounts due to parent, subsidiaries, and affiliates, which are included in the financial statements. These balances are generally settled within 90 days from the incurred date. Any balances due to the Company that are not settled within 90 days are considered nonadmitted assets.

- E.** The administrative services, access fees, and cost of care services provided by affiliates are calculated using one or more of the following methods: (1) a percentage of premiums; (2) use of assets; (3) direct pass-through of charges; (4) PMPM; (5) per employee per month; (6) per claim; or (7) a combination thereof consistent with the provisions contained in each contract. These amounts are included in GAE, CAE, and hospital and medical expenses in the financial statements. The following table identifies the amounts reported for the administrative services, access fees, and cost of care services provided by related parties for the years ended December 31, 2021 and 2020, which meet the disclosure requirements pursuant to SSAP No. 25, regardless of the effective date of the contract:

	2021	2020
UHS	\$ 265,877,017	\$ 266,879,006
OptumRx	77,524,596	65,003,843
United Behavioral Health	24,703,442	23,381,978
naviHealth, Inc.	14,065,692	-
OptumInsight, Inc.	10,745,328	10,125,868
XLHome, P.C.	6,930,178	-

UHS provides, or arranges for the provision of, management, administrative, and other services deemed necessary or appropriate for UHS to provide management and operational support to the Company. The services can include, but are not limited to, the categories of management and operational services outlined in the Agreement, such as human resources, legal, facilities, general administration, treasury and investment functions, claims adjudication and payment, benefit administration, disease management, health care decision support, medical management, credentialing, preventative health services, and utilization management reporting.

OptumRx provides services that may include, but are not limited to, administrative services related to pharmacy management and pharmacy claims processing for enrollees, manufacturer rebate administration, pharmacy incentive services, specialty drug pharmacy services, durable medical equipment services including orthotics and prosthetics and personal health products catalogues showing the healthcare products and benefit credits enrollees needed to redeem the respective products.

United Behavioral Health provides services related to mental health and substance abuse treatment.

naviHealth, Inc. provides comprehensive post-acute services and care delivery.

OptumInsight, Inc. provides services that may include, but are not limited to, claim analytics and recovery of medical expense overpayments, retroactive fraud, waste and abuse, subrogation and premium audit services. All recoveries are returned to the Company by OptumInsight, Inc. on a monthly basis.

XLHome, P.C. provides housecall services to the Company's members.

The Company has premium payments that are received and claim payments and direct expenses such as broker commissions, IDOI exam fees, ACA assessments and premium taxes that are processed and paid by an affiliated UnitedHealth Group entity. Premiums, claims, and direct expenses applicable to the Company are settled at regular intervals throughout the month via the intercompany settlement process and any amounts outstanding are reflected in payable amounts due to parent, subsidiaries, and affiliates, in the financial statements.

- F.** The Company has not extended any guarantees or undertakings for the benefit of an affiliate or related party.
- G.** The Company is part of an insurance holding company system with UnitedHealth Group as the ultimate parent. Management believes that the Company's transactions with affiliates are fair and reasonable; however, operations of the Company may not be indicative of those that would have occurred if it had operated as an independent company.
- H.** The Company does not have any amount deducted from the value of an upstream intermediate entity or ultimate parent owned, either directly or indirectly, via a downstream subsidiary, controlled, or affiliated entity.
- I.** The Company does not have any investments in a subsidiary, controlled, or affiliated entity that exceeds 10% of admitted assets.

- J. The Company does not have any investments in impaired subsidiaries, controlled, or affiliated entities.
- K. The Company does not have any investments in foreign insurance subsidiaries.
- L. The Company does not hold any investments in a downstream noninsurance holding company.
- M. The Company does not have any investments in noninsurance subsidiaries, controlled, or affiliated entities.
- N. The Company does not have any investments in insurance subsidiaries, controlled, or affiliated entities.
- O. The Company does not have any investments in subsidiary, controlled, or affiliated entities or joint ventures, partnerships and limited liability companies in which the Company's share of losses exceeds the investment.

11. DEBT

- A–B. The Company had no outstanding debt with third-parties or outstanding Federal Home Loan Bank agreements during 2021 and 2020.

12. RETIREMENT PLANS, DEFERRED COMPENSATION, POSTEMPLOYMENT BENEFITS AND COMPENSATED ABSENCES AND OTHER POSTRETIREMENT BENEFIT PLANS

- A–I. The Company has no defined benefit plans, defined contribution plans, multiemployer plans, consolidated/holding company plans, postemployment benefits, or compensated absences plans and is not impacted by the Medicare Modernization Act on postretirement benefits, since all personnel are employees of UHS, which provides services to the Company under the terms of the Agreement (see Note 10).

13. CAPITAL AND SURPLUS, DIVIDEND RESTRICTIONS, AND QUASI-REORGANIZATIONS

- A–B. The Company has 1,000 shares authorized and 10 shares issued and outstanding of no par value common stock. The Company has no preferred stock outstanding. All issued and outstanding shares of common stock are held by the Company's parent, UHC.
- C. Dividend payment requirements are outlined in the domiciliary state statutes and may be further restricted by the IDOI.
- D. The Company paid an ordinary cash dividend to UHC of \$120,000,000 on June 9, 2021, which required no approval and was recorded as a reduction to unassigned surplus in the financial statements. The Company paid extraordinary cash dividends to UHC of \$200,000,000 and \$100,000,000 on September 30, 2021 and December 23, 2021, respectively, which were approved by the IDOI and recorded as a reduction to unassigned surplus in the financial statements.

The Company paid ordinary cash dividends to UHC of \$100,000,000 and \$54,000,000 on June 3, 2020 and December 22, 2020, respectively, which required no approval and were recorded as a reduction to unassigned surplus in the statutory basis statements of admitted assets, liabilities, and capital and surplus. The dividends complied with the provisions set forth in the statutes of Illinois and Tennessee.

- E. The amount of ordinary dividends that may be paid out during any given period is subject to certain restrictions as specified by state statute.
- F. There are no restrictions placed on the Company's unassigned surplus.
- G. The Company is not a mutual reciprocal or a similarly organized entity and does not have advances to surplus not repaid.
- H. The Company does not hold any stock, including stock of affiliated companies for special purposes, such as conversion of preferred stock, employee stock options, or stock purchase warrants.
- I. The Company does not have any special surplus funds.

J. The portion of unassigned surplus, excluding net income and dividends, represented (or reduced) by each item below is as follows:

	2021	2020
Net deferred income taxes	\$ 5,488,847	\$ 14,609,870
Nonadmitted assets	<u>(17,724,017)</u>	<u>(21,299,073)</u>
Total	<u>\$ (12,235,170)</u>	<u>\$ (6,689,203)</u>

K-M. The Company does not have any outstanding surplus notes and has never been a party to a quasi-reorganization.

14. LIABILITIES, CONTINGENCIES AND ASSESSMENTS

A. Contingent Commitments

The Company has no contingent commitments.

B. Assessments

The Company is not aware of any guaranty fund assessments or premium tax offsets, potential or accrued, that could have a material financial effect on the operations of the entity.

C. Gain Contingencies

The Company is not aware of any gain contingencies that should be disclosed in the financial statements.

D. Claims Related Extra Contractual Obligation and Bad Faith Losses Stemming from Lawsuits — Not applicable.

E. Joint and Several Liabilities — Not applicable.

F. All Other Contingencies

The Company's business is regulated at the federal, state, and local levels. The laws and rules governing the Company's business and interpretations of those laws and rules are subject to frequent change. Broad latitude is given to the agencies administering those regulations. Further, the Company must obtain and maintain regulatory approvals to market and sell many of its products.

The Company has been, or is currently involved, in various governmental investigations, audits and reviews. These include routine, regular and special investigations, audits and reviews by CMS, state insurance and health and welfare departments and other governmental authorities. The Company cannot reasonably estimate the range of loss, if any, that may result from any material government investigations, audits and reviews in which it is currently involved given the inherent difficulty in predicting regulatory action, fines and penalties, if any, and the various remedies and levels of judicial review available to the Company in the event of an adverse finding.

On February 14, 2017, the Department of Justice ("DOJ") announced its decision to pursue certain claims within a lawsuit initially asserted against the Company and filed under seal by a whistleblower in 2011. The whistleblower's complaint, which was unsealed on February 15, 2017, alleges that the Company made improper risk adjustment submissions and violated the False Claims Act. On February 12, 2018, the court granted in part and denied in part the Company's motion to dismiss. In May 2018, the DOJ moved to dismiss the Company's counterclaims, which were filed in March 2018, and moved for partial summary judgment. In March 2019, the court denied the government's motion for partial summary judgment and dismissed the Company's counterclaims without prejudice. The Company cannot reasonably estimate the outcome that may result from this matter given its procedural status.

Because of the nature of its businesses, the Company is frequently made party to a variety of legal actions and regulatory inquiries, including class actions and suits brought by members, care providers, consumer advocacy organizations, customers and regulators, relating to the Company's businesses, including management and administration of health benefit plans and other services.

The Company records liabilities for its estimates of probable costs resulting from these matters where appropriate. Estimates of costs resulting from legal and regulatory matters involving the Company are inherently difficult to predict, particularly where the matters involve: indeterminate claims for monetary damages or may involve fines, penalties or punitive damages; present novel legal theories or represent a shift in regulatory policy; involve a large number of claimants or regulatory bodies; are in the early stages of the proceedings; or could result in a change in business practices. Accordingly, the Company is often unable to estimate the losses or ranges of losses for those matters where there is a reasonable possibility, or it is probable that a loss may be incurred. Although the outcomes of any such legal actions cannot be predicted, in the opinion of management, the resolution of any currently pending or threatened actions will not have a material adverse effect on the financial statements of the Company.

The Company routinely evaluates the collectability of all receivable amounts included in the financial statements. Impairment reserves are established for those amounts where collectability is uncertain. Based on the Company's past experience, exposure related to uncollectible balances and the potential of loss for those balances not currently reserved for is not material to the Company's statutory basis financial condition.

There are no assets that the Company considers to be impaired at December 31, 2021 and 2020.

15. LEASES

A–B. According to the Agreement between the Company and UHS (see Note 10), operating leases for the rental of office facilities and equipment are the responsibility of UHS. Fees associated with the lease agreements are included as a component of the Company's management fee.

16. INFORMATION ABOUT FINANCIAL INSTRUMENTS WITH OFF-BALANCE-SHEET RISK AND FINANCIAL INSTRUMENTS WITH CONCENTRATIONS OF CREDIT RISK

(1–4) The Company does not hold any financial instruments with off-balance-sheet risk or have any concentrations of credit risk.

17. SALE, TRANSFER, AND SERVICING OF FINANCIAL ASSETS AND EXTINGUISHMENTS OF LIABILITIES

A–C. The Company did not participate in any transfer of receivables, financial assets or wash sales.

18. GAIN OR LOSS TO THE REPORTING ENTITY FROM UNINSURED PLANS AND THE UNINSURED PORTION OF PARTIALLY INSURED PLANS

A. ASO Plans

The Company has an Administrative Services Only Contract ("ASO") with TennCare for the ECF product for which TennCare retains all of the health care service risk, while the Company assumes the administrative risk. The Company has recorded receivables for amounts due from TennCare for administrating the ECF benefit of \$552,350 and \$519,450 at December 31, 2021 and 2020, respectively, which are included in amounts receivable relating to uninsured plans in the financial statements. The Company's liability for premium taxes payable on the ECF activity of \$352,682 and \$952,201 at December 31, 2021 and 2020, respectively, is included in general expenses due or accrued in the financial statements.

The net gain from operations of the ASO uninsured plans and the uninsured portion of partially insured plans are as follows:

	2021			2020		
	ASO Uninsured Plans	Uninsured Portion of Partially Insured Plans	Total ASO	ASO Uninsured Plans	Uninsured Portion of Partially Insured Plans	Total ASO
a. Net reimbursement for administrative expenses (including administrative fees) in excess of actual expenses	\$ 2,517,181	\$ -	\$ 2,517,181	\$ 2,738,801	\$ -	\$ 2,738,801
b. Total net other income or expenses (including interest paid to or received from plans)	-	-	-	-	-	-
c. Net gain (loss) from operations	2,517,181	-	2,517,181	2,738,801	-	2,738,801
d. Total claim payment volume	17,351,399	-	17,351,399	12,356,177	-	12,356,177

B. The Company has no operations from Administrative Services Contracts.

C. Medicare or Other Similarly Structured Cost Based Reimbursement Contract

The Medicare Part D program is a partially insured plan. The Company recorded a receivable of \$37,369,458 and \$26,647,495 at December 31, 2021 and 2020, respectively, for cost reimbursement under the Medicare Part D program for the catastrophic reinsurance and low-income member cost-sharing subsidies. The Company also recorded a receivable of \$6,276 and a payable of \$68,007 at December 31, 2021 and 2020, respectively, for the Medicare Part D coverage gap discount program. The receivables and payables are recorded in amounts receivable relating to uninsured plans and liability for amounts held under uninsured plans, respectively, in the financial statements. These Medicare subsidies are described in Note 1, *Amounts Receivable Relating to Uninsured Plans and Liability for Amounts Held Under Uninsured Plans*.

The Company participates in administering TennCare's enhanced rate payments for the EMS, HL, HCBS, HDP, MTM, PHY, BH, NF, PCMH, and PCP pass-through and reimbursable programs through non-risk reconciled payments. The acute benefits for EMS, HL, HDP, MTM, PHY, and PCMH are included in the TennCare's capitation rate. The state-directed DBM, HCBS, PBM, ECF, BH, NF, and PCP enhanced rate payments are reimbursed outside of the monthly capitation rates. The Company subsequently remits payment at agreed upon intervals based on a detailed listing provided by TennCare. There is no risk to the Company as any excess or shortfall is 100% remitted or received back from the state. In addition, TennCare will also reimburse the Company for specified COVID-19 related medical expenses incurred by TennCare members. A receivable of \$20,711,268 and \$24,078,229, and a payable of \$50,049,904 and \$48,139,775 as of December 31, 2021 and 2020, respectively, related to the enhanced rate payments and reimbursement are included in amounts receivable relating to uninsured plans and liability for amounts held under uninsured plans, respectively, in the financial statements.

The Company recorded a premium tax receivable for TennCare's enhanced rate payments for PBM and new in 2021, TennCare's DBM of \$7,382,604 and \$5,804,163 and a corresponding premium tax payable of \$7,382,604 and \$5,804,163 as of December 31, 2021 and December 31, 2020, respectively, which is included in amounts receivable relating to uninsured plans and general expenses due or accrued, respectively, in the financial statements.

Prior to the contract discontinuance (see Note 1), the Company administered IA DHS' enhanced rate payments for the GME and the UIHCP programs through non-risk reconciled payments. The IA DHS capitation rate was inclusive of the enhanced rate and the Company subsequently remits payment at agreed upon intervals to the GME and the UIHCP programs based on a detailed listing provided by the IA DHS. There is no risk to the Company as any excess or shortfall is 100% remitted or received back from the state. A payable of \$0 and \$153,715 as of December 31, 2021 and 2020, respectively, related to the enhanced rate payments is included in liability for amounts held under uninsured plans in the financial statements.

19. DIRECT PREMIUM WRITTEN/PRODUCED BY MANAGING GENERAL AGENTS/THIRD-PARTY ADMINISTRATORS

The Company did not have any direct premiums written or produced by managing general agents or third-party administrators in 2021 and 2020.

20. FAIR VALUE MEASUREMENTS

The NAIC SAP defines fair value, establishes a framework for measuring fair value, and outlines the disclosure requirements related to fair value measurements. The fair value hierarchy is as follows:

Level 1 — Quoted (unadjusted) prices for identical assets in active markets.

Level 2 — Other observable inputs, either directly or indirectly, including:

- Quoted prices for similar assets in active markets;
- Quoted prices for identical or similar assets in nonactive markets (few transactions, limited information, noncurrent prices, high variability over time, etc.);
- Inputs other than quoted prices that are observable for the asset (interest rates, yield curves, volatilities, default rates, etc.);
- Inputs that are derived principally from or corroborated by other observable market data.

Level 3 — Unobservable inputs that cannot be corroborated by observable market data.

The estimated fair values of bonds, cash equivalents, and short-term investments (collectively “investment holdings”) are based on quoted market prices, where available. The Company obtains one price for each security primarily from a third-party pricing service (“pricing service”), which generally uses quoted prices or other observable inputs for the determination of fair value. The pricing service normally derives the security prices through recently reported trades for identical or similar securities, making adjustments through the reporting date based upon available observable market information. For securities not actively traded, the pricing service may use quoted market prices of comparable instruments or discounted cash flow analyses, incorporating inputs that are currently observable in the markets for similar securities. Inputs that are often used in the valuation methodologies include, but are not limited to, non-binding broker quotes, benchmark yields, credit spreads, default rates, and prepayment speeds. As the Company is responsible for the determination of fair value, it performs quarterly analyses on the prices received from the pricing service to determine whether the prices are reasonable estimates of fair value. Specifically, the Company compares the prices received from the pricing service to a secondary pricing source, prices reported by its custodian, its investment consultant, and third-party investment advisors. Additionally, the Company compares changes in the reported market values and returns to relevant market indices to test the reasonableness of the reported prices. The Company’s internal price verification procedures and review of fair value methodology documentation provided by independent pricing services have not historically resulted in an adjustment in the prices obtained from the pricing service.

In instances in which the inputs used to measure fair value fall into different levels of the fair value hierarchy, the fair value measurement has been determined based on the lowest-level input that is significant to the fair value measurement in its entirety. The Company’s assessment of the significance of a particular item to the fair value measurement in its entirety requires judgment, including the consideration of inputs specific to the asset or liability.

A. Fair Value

(1) Fair Value Measurements at Reporting Date

The following tables present information about the Company’s financial assets that are measured and reported at fair value at December 31, 2021 and 2020, in the financial statements according to the valuation techniques the Company used to determine their fair values:

Description for Each Class of Asset or Liability	December 31, 2021				Total
	(Level 1)	(Level 2)	(Level 3)	Net Asset Value (NAV)	
a. Assets at fair value:					
Perpetual preferred stock:					
Industrial and misc	\$ -	\$ -	\$ -	\$ -	\$ -
Parent, subsidiaries, and affiliates	-	-	-	-	-
Total perpetual preferred stocks	-	-	-	-	-
Bonds:					
U.S. governments	-	-	-	-	-
Industrial and misc	-	-	-	-	-
Hybrid securities	-	-	-	-	-
Parent, subsidiaries, and affiliates	-	-	-	-	-
Total bonds	-	-	-	-	-
Common stock:					
Industrial and misc	-	-	-	-	-
Parent, subsidiaries, and affiliates	-	-	-	-	-
Total common stocks	-	-	-	-	-
Derivative assets:					
Interest rate contracts	-	-	-	-	-
Foreign exchange contracts	-	-	-	-	-
Credit contracts	-	-	-	-	-
Commodity futures contracts	-	-	-	-	-
Commodity forward contracts	-	-	-	-	-
Total derivatives	-	-	-	-	-
Money-market funds	244,551,774	-	-	-	244,551,774
Qualified cash pool	2,691,498	-	-	-	2,691,498
Separate account assets	-	-	-	-	-
Total assets at fair value/NAV	\$ 247,243,272	\$ -	\$ -	\$ -	\$ 247,243,272
b. Liabilities at fair value:					
Derivative liabilities	\$ -	\$ -	\$ -	\$ -	\$ -
Total liabilities at fair value	\$ -	\$ -	\$ -	\$ -	\$ -

ANNUAL STATEMENT FOR THE YEAR 2021 OF THE UnitedHealthcare Plan of the River Valley, Inc.

Description for Each Class of Asset or Liability	December 31, 2020				Total
	(Level 1)	(Level 2)	(Level 3)	Net Asset Value (NAV)	
a. Assets at fair value:					
Perpetual preferred stock:					
Industrial and misc	\$ -	\$ -	\$ -	\$ -	\$ -
Parent, subsidiaries, and affiliates	-	-	-	-	-
Total perpetual preferred stocks	-	-	-	-	-
Bonds:					
U.S. governments	-	-	-	-	-
Industrial and misc	-	-	-	-	-
Hybrid securities	-	-	-	-	-
Parent, subsidiaries, and affiliates	-	-	-	-	-
Total bonds	-	-	-	-	-
Common stock:					
Industrial and misc	-	-	-	-	-
Parent, subsidiaries, and affiliates	-	-	-	-	-
Total common stocks	-	-	-	-	-
Derivative assets:					
Interest rate contracts	-	-	-	-	-
Foreign exchange contracts	-	-	-	-	-
Credit contracts	-	-	-	-	-
Commodity futures contracts	-	-	-	-	-
Commodity forward contracts	-	-	-	-	-
Total derivatives	-	-	-	-	-
Money-market funds	157,640,366	-	-	-	157,640,366
Qualified cash pool	7,388,942	-	-	-	7,388,942
Separate account assets	-	-	-	-	-
Total assets at fair value/NAV	\$ 165,029,308	\$ -	\$ -	\$ -	\$ 165,029,308
b. Liabilities at fair value:					
Derivative liabilities	\$ -	\$ -	\$ -	\$ -	\$ -
Total liabilities at fair value	\$ -	\$ -	\$ -	\$ -	\$ -

(2) The Company considers its investments in LIHTC investments as a Level 3 investment even though no market valuation was required as of December 31, 2021 and 2020. As a result, these investments are excluded from being presented as a Level 3 security in the fair value hierarchy tables above. As there is no readily available market, these securities are recorded at book/adjusted carrying value and considered held to maturity as they will not be sold. As a result, these investments are recorded and reported at book value of \$5,917,181 and \$7,838,898 as of December 31, 2021 and 2020.

(3) Transfers between fair value hierarchy levels, if any, are recorded as of the beginning of the reporting period in which the transfer occurs. There were no transfers between Levels 1, 2 or 3 of any financial assets or liabilities during the years ended December 31, 2021 or 2020.

(4) The framework the Company has established for determining the fair value of the investment holdings is outlined above.

LIHTC Investments —The Company does consider its investments in LIHTC investments as a Level 3 investment even though no market valuation adjustment was required as of December 31, 2021 and 2020. As a result, these investments are excluded from being presented as a level 3 security in the financial hierarchy tables. As there is no readily available market, these securities are recorded and reported at book/adjusted carrying value and considered held to maturity as they will not be sold. Should any contractual breakage occur that jeopardizes the ability to receive the tax credits associated with these securities, impairments will be recognized. As of December 31, 2021, all of these investments are performing in accordance with their original contract terms.

(5) The Company has no derivative assets and liabilities to disclose.

B. Fair Value Combination — Not applicable.

C. Aggregate Fair Value Hierarchy

The aggregate fair value by hierarchy of all financial instruments as of December 31, 2021 and 2020 is presented in the table below:

Type of Financial Instrument	December 31, 2021					Net Asset Value (NAV)	Not Practicable (Carrying Value)
	Aggregate Fair Value	Admitted Assets	(Level 1)	(Level 2)	(Level 3)		
U.S. government and agency securities	\$ 205,208,994	\$ 204,907,717	\$ 101,931,638	\$ 103,277,356	\$ -	\$ -	\$ -
State and agency municipal securities	95,232,880	92,794,483	-	95,232,880	-	-	-
City and county municipal securities	89,263,762	86,244,448	-	89,263,762	-	-	-
Corporate debt securities	363,439,034	358,276,284	-	363,439,034	-	-	-
Cash equivalents	247,243,272	247,243,272	247,243,272	-	-	-	-
Other invested assets	5,917,181	5,917,181	-	-	5,917,181	-	-
Total bonds, short-term investments, cash equivalents, and other invested assets	\$ 1,006,305,123	\$ 995,383,385	\$ 349,174,910	\$ 651,213,032	\$ 5,917,181	\$ -	\$ -

Type of Financial Instrument	December 31, 2020					Net Asset Value (NAV)	Not Practicable (Carrying Value)
	Aggregate Fair Value	Admitted Assets	(Level 1)	(Level 2)	(Level 3)		
U.S. government and agency securities	\$ 229,974,715	\$ 223,027,357	\$ 109,667,242	\$ 120,307,473	\$ -	\$ -	\$ -
State and agency municipal securities	92,291,878	88,432,794	-	92,291,878	-	-	-
City and county municipal securities	87,118,036	82,681,238	-	87,118,036	-	-	-
Corporate debt securities	341,442,491	325,118,371	-	341,442,491	-	-	-
Cash equivalents	182,863,183	182,863,183	182,863,183	-	-	-	-
Other invested assets	7,838,898	7,838,898	-	-	7,838,898	-	-
Total bonds, short-term investments, cash equivalents, and other invested assets	\$ 941,529,201	\$ 909,961,841	\$ 292,530,425	\$ 641,159,878	\$ 7,838,898	\$ -	\$ -

D. Not Practicable to Estimate Fair Value — Not applicable.

E. Investments Measured Using the NAV Practical Expedient — Not applicable.

21. OTHER ITEMS

COVID-19 Trends and Uncertainties

The COVID-19 pandemic continues to evolve and the ultimate overall impact to the Company's financial statements is uncertain and dependent on the future pacing, intensity and duration of the pandemic, the severity of new variants of the COVID-19 virus, the effectiveness and extent of administration of vaccination and treatments and general economic uncertainty.

Throughout 2020, the Company's ultimate parent announced a number of programs to directly support people affected by the COVID-19 pandemic, including a plan to grant premium credits to the Company's fully insured commercial customers. The total amount of premium credits granted through December 31, 2020 of \$1,172,721 has been reflected as a reduction to net premium income in the financial statements.

A. Unusual or Infrequent Items

The Company did not encounter any unusual or infrequent items for the years ended December 31, 2021 and 2020.

B. Troubled Debt Restructuring: Debtors

The Company has no troubled debt restructurings as of December 31, 2021 and 2020.

C. Other Disclosures

The Company does not have any amounts not recorded in the financial statements that represent segregated funds held for others. The Company also does not have any exposures related to forward commitments that are not derivative instruments.

D. Business Interruption Insurance Recoveries

The Company has not received any business interruption insurance recoveries during 2021 and 2020.

E. State Transferable and Non-transferable Tax Credits

The Company has no transferable or non-transferable state tax credits.

F. Sub-Prime Mortgage-Related Risk Exposure

- (1) The investment policy for the Company limits investments in loan-backed securities, which includes sub-prime issuers. Further, the policy limits investments in private-issuer mortgage securities to 10% of the portfolio, which also includes sub-prime issuers. The exposure to unrealized losses on sub-prime issuers is due to changes in market prices. There are no realized losses due to not receiving anticipated cash flows. The investments covered have an NAIC designation of 1 or 2.
- (2) The Company has no direct exposure through investments in sub-prime mortgage loans.
- (3) The Company has no direct exposure through other investments.
- (4) The Company has no underwriting exposure to sub-prime mortgage risk through mortgage guaranty or financial guaranty insurance coverage.

G. Retained Assets

The Company does not have any retained asset accounts for beneficiaries.

H. Insurance-Linked Securities Contracts

As of December 31, 2021, the Company is not aware of any possible proceeds of insurance-linked securities.

- I. The Amount That Could Be Realized on Life Insurance Where the Reporting Entity is Owner and Beneficiary or Has Otherwise Obtained Rights to Control the Policy — Not applicable.**

22. EVENTS SUBSEQUENT

Subsequent events have been evaluated through February 25, 2022, which is the date these financial statements were available for issuance.

TYPE I — Recognized Subsequent Events

Any material Type I events subsequent to December 31, 2021, have been recognized in the financial statements and corresponding disclosures.

TYPE II — Non-Recognized Subsequent Events

There are no material non-recognized Type II events that require disclosure.

23. REINSURANCE

Reinsurance Agreements — In the normal course of business, the Company seeks to reduce potential losses that may arise from catastrophic events that cause unfavorable underwriting results by reinsuring certain levels of such risk with affiliated reinsurers. The Company remains primarily liable as the direct insurer on all risks reinsured.

The Company has an excess loss and insolvency-only reinsurance agreement with UHIC, an affiliate of the Company, to provide insolvency protection for its enrollees. Reinsurance premiums, which are calculated on a percentage of member premium income, of \$3,320,515 and \$3,288,749 in 2021 and 2020, respectively, are netted against net premium income in the financial statements. The Company remains primarily liable as the direct insurer on all risks reinsured.

The effect of internal reinsurance agreements outlined above on net premium income, hospital and medical expenses, is presented below:

	2021	2020
Premiums:		
Direct	\$ 3,409,890,605	\$ 3,302,784,107
Ceded:		
Affiliate	<u>3,320,515</u>	<u>3,288,749</u>
Net premium income	<u>\$ 3,406,570,090</u>	<u>\$ 3,299,495,358</u>
Hospital and medical expenses:		
Direct	\$ 2,598,403,616	\$ 2,494,727,606
Ceded:		
Affiliate	<u>-</u>	<u>-</u>
Net hospital and medical expenses	<u>\$ 2,598,403,616</u>	<u>\$ 2,494,727,606</u>

A. Ceded Reinsurance Report

Section 1 — General Interrogatories

- (1) Are any of the reinsurers, listed in Schedule S as non-affiliated, owned in excess of 10% or controlled, either directly or indirectly, by the Company or by any representative, officer, trustee, or director of the Company?

Yes () No (X)

- (2) Have any policies issued by the Company been reinsured with a company chartered in a country other than the United States (excluding U.S. branches of such companies) that is owned in excess of 10% or controlled directly or indirectly by an insured, a beneficiary, a creditor, or any other person not primarily engaged in the insurance business?

Yes () No (X)

Section 2 — Ceded Reinsurance Report — Part A

- (1) Does the Company have any reinsurance agreements in effect under which the reinsurer may unilaterally cancel any reinsurance for reasons other than for nonpayment of premium or other similar credit?

Yes () No (X)

- (2) Does the reporting entity have any reinsurance agreements in effect that the amount of losses paid or accrued through the statement date may result in a payment to the reinsurer of amounts that, in aggregate and allowing for offset of mutual credits from other reinsurance agreements with the same reinsurer, exceed the total direct premium collected under the reinsured policies?

Yes () No (X)

Section 3 — Ceded Reinsurance Report — Part B

- (1) What is the estimated amount of the aggregate reduction in surplus (for agreements other than those under which the reinsurer may unilaterally cancel for reasons other than for nonpayment of premium or other similar credits that are reflected in Section 2 above) of termination of all reinsurance agreements, by either party, as of the date of this statement? Where necessary, the Company may consider the current or anticipated experience of the business reinsured in making this estimate.

The Company estimates there should be no aggregate reduction in surplus for termination of all reinsurance agreements as of December 31, 2021.

- (2) Have any new agreements been executed or existing agreements amended, since January 1 of the year of this statement, to include policies or contracts that were in force or which had existing reserves established by the Company as of the effective date of the agreement?

Yes () No (X)

- B. Uncollectible Reinsurance** — During 2021 and 2020, there were no uncollectible reinsurance recoverables.
- C. Commutation of Ceded Reinsurance** — There was no commutation of reinsurance in 2021 or 2020.
- D. Certified Reinsurer Rating Downgraded or Status Subject to Revocation** — Not applicable.
- E. Reinsurance Credit**
 - (1) The Company has no ceding reinsurance contracts subject to Appendix A-791 – *Life and Health Reinsurance Agreements* (“A-791”) that includes a provision which limits the reinsurer’s assumption of significant risk.
 - (2) The Company has no ceding reinsurance contracts not subject to A-791, for which reinsurance accounting was applied and which includes a provision that limits the reinsurer’s assumption of risk.
 - (3) The Company’s reinsurance contracts do not contain features which result in delays in payment in form or in fact.
 - (4) The Company has not reflected a reinsurance accounting credit for any assumed reinsurance contracts not subject to Appendix A-791 and not yearly renewable term, which meet the risk transfer requirements of SSAP No. 61R, *Life, Deposit-Type, and Accident and Health Reinsurance*.
 - (5) The Company did not cede any risk which is not subject to A-791 and not yearly renewable term reinsurance, under any reinsurance contract during the period covered by these financial statements, for which the statutory accounting treatment and GAAP accounting treatment were not the same.
 - (6) The Company’s ceded reinsurance contract which are not subject to A-791 and not yearly renewable term reinsurance, is treated the same for GAAP and statutory accounting principles.

24. RETROSPECTIVELY RATED CONTRACTS AND CONTRACTS SUBJECT TO REDETERMINATION

- A.** The Company estimates accrued retrospective premium adjustments for its group health insurance business based on mathematical calculations in accordance with contractual terms.
- B.** Estimated accrued retrospective premiums due to (from) the Company are recorded in premiums and considerations and aggregate health policy reserves in the financial statements and as an adjustment to change in reserve for rate credits in the financial statements.
- C.** Pursuant to the ACA, the Company’s commercial and Medicare business is subject to retrospectively rated features based on the actual MLR experienced on the commercial and Medicare lines of business and redetermination features for premium adjustments for changes to each member’s health scores based on guidelines determined by the ACA. The total amount of direct premiums written for the commercial and Medicare lines of business for which a portion is subject to the retrospectively rated and redetermination features was \$114,149,264 and \$126,883,851, and \$1,248,632,747 and \$1,159,246,845, representing 3.3% and 3.8% and 36.6%, and 35.1% of total direct premiums written as of December 31, 2021 and December 31, 2020, respectively.

The Company has Medicare Part D risk-corridor amounts from CMS which are subject to a retrospectively rated feature. The Company has estimated accrued retrospective premiums related to certain Part D premiums based on guidelines determined by CMS. The formula is tiered and based on the bid MLR. The amount of Medicare Part D direct premiums written subject to the retrospectively rated feature was \$54,629,780 and \$47,475,983, representing 1.6% and 1.4% of total direct premiums written as of December 31, 2021 and December 31, 2020, respectively.

The Company has a contract with Ankeny Community School District that includes a retrospective premium feature. The Company is subject to premium adjustments based on a medical target. The amount of direct premiums written subject to the retrospectively rated feature was \$15,481,456 and \$15,542,544 representing 0.5% and 0.5% of total direct premiums written as of December 31, 2021 and December 31, 2020, respectively.

CMS has released the final Medicaid Managed Care Rule which is subject to each State's administration elections. This rule is the first major update to the Medicaid Managed Care regulations in more than a decade, which includes a minimum loss ratio requirement. Pursuant to the regulations, premiums associated with the Company's Medicaid line of business, which effective January 1, 2021 includes TennCare's CoverKids program, is subject to retrospectively rated features based on the actual MLR experienced on this product. The calculation is pursuant to the Medicaid Managed Care guidance. Effective June 30, 2019, the IA DHS contract was discontinued and the Company no longer has direct written premiums pursuant to this contract subject to the Medicaid Managed Care Rule. The total amount of direct premiums written, including the IA DHS runout premiums received in 2021, for the Medicaid line of business for which a portion is subject to the retrospectively rated features was \$2,047,108,595 and \$2,016,641,925, representing 60.0% and 61.1% of total direct premiums written as of December 31, 2021 and December 31, 2020, respectively.

The Company records risk adjusted rates and withhold adjustments related to TennCare which include redetermination features. In addition, the Company is subject to retrospectively rated features based on the TennCare stated risk corridor target and estimated recoupments based on the medical spend corridor. The Company also holds an estimated reserve for recoupment for the rate differential between the TennCare rate and the CHOICES rate for TennCare Medicaid members which includes redetermination features (see Note 21). The total amount of direct premiums written for the TennCare Medicaid line of business, which effective January 1, 2021 includes CoverKids, for which a portion is subject to these redetermination and retrospectively rated features was \$2,044,593,011 and \$1,995,104,288 representing 60.0% and 60.4% of total direct premiums written as of December 31, 2021 and December 31, 2020, respectively.

Prior to the contract discontinuance (see Note 18), the Company recorded risk adjusted rates and withhold adjustments related to IA DHS and provided Home Based Habilitation services to eligible members which included redetermination features. The total amount of direct runout premiums for the IA DHS Medicaid line of business, including Hawk-i, for which a portion is subject to these redetermination features was \$2,515,584 and \$21,537,637, representing 0.1% and 0.7% of total direct premiums written as of December 31, 2021 and December 31, 2020, respectively.

- D. The Company is required to maintain specific minimum loss ratios on the comprehensive commercial lines of business and Medicare lines of business.

The following table discloses the minimum MLR rebate liability for the comprehensive commercial and Medicare lines of business which is included in aggregate health policy reserves in the financial statements for the years ended December 31, 2021 and 2020:

	1	2	3	4	5
	Individual	Small Group Employer	Large Group Employer	Other Categories with Rebates	Total
Prior reporting year					
(1) Medical loss ratio rebates incurred	\$ -	\$ 1,986,669	\$ 176,463	\$39,101,938	\$41,265,070
(2) Medical loss ratio rebates paid	-	1,108,430	74,344	-	1,182,774
(3) Medical loss rebates unpaid	-	878,239	261,572	39,101,938	40,241,749
(4) Plus reinsurance assumed amounts	XXX	XXX	XXX	XXX	-
(5) Less reinsurance ceded amounts	XXX	XXX	XXX	XXX	-
(6) Rebates unpaid net of reinsurance	XXX	XXX	XXX	XXX	40,241,749
Current reporting year-to-date					
(7) Medical loss ratio rebates incurred	-	2,003,022	1,457,272	20,200,333	23,660,627
(8) Medical loss ratio rebates paid	-	1,044,884	434,254	6,063,794	7,542,932
(9) Medical loss rebates unpaid	-	1,836,377	1,284,590	53,238,477	56,359,444
(10) Plus reinsurance assumed amounts	XXX	XXX	XXX	XXX	-
(11) Less reinsurance ceded amounts	XXX	XXX	XXX	XXX	-
(12) Rebates unpaid net of reinsurance	XXX	XXX	XXX	XXX	56,359,444

Pursuant to the Medicaid Managed Care Rule, based on the State's election, the Company is required to maintain specific MLRs on its TennCare Medicaid populations. The Company has no amounts accrued for Medicaid MLR rebates as of December 31, 2021 and December 31, 2020, respectively.

E. **Risk-Sharing Provisions of the Affordable Care Act**

- (1) The Company has accident and health insurance premiums in 2021 and 2020 subject to the risk-sharing provisions of the ACA.

The ACA imposed fees and premium stabilization provisions on health insurance issuers offering comprehensive commercial health insurance. The three premium stabilization programs are commonly referred to as the 3Rs — risk adjustment, reinsurance, and risk corridors.

Risk Adjustment — The risk adjustment program is a permanent program designed to mitigate the potential impact of adverse selection that generally applies to non-grandfathered individual and small group plans inside and outside of exchanges. The program helps to stabilize market premiums by transferring funds from plans with relatively low-risk enrollees to plans with relatively high-risk enrollees. The data used by CMS to determine the risk adjustment amount transfer is subject to audits along with the true-up to the final CMS report, which may result in a material change to arrive at the final risk adjustment amount from the initial risk adjustment estimate recorded. Premium adjustments pursuant to the risk adjustment program are accounted for as premium subject to redetermination and user fees are accounted for as assessments.

Reinsurance and Risk Corridors — The transitional reinsurance program and risk corridors program were temporary programs which expired at the end of 2016. The Company received \$0 from CMS for the settlement of the temporary ACA risk corridor program which has been reflected in net premium income in the financial statements. The details of the years impacted and the amounts received are included in Note 24E 4 and Note 24E 5 below.

(2) The following table presents the current year impact of risk-sharing provisions of the ACA on assets, liabilities, and operations:

a. Permanent ACA Risk Adjustment Program	December 31, 2021
<u>Assets</u>	
1. Premium adjustments receivable due to ACA Risk Adjustment (including high-risk pool payments)	\$ 459,372
<u>Liabilities</u>	
2. Risk adjustment user fees payable for ACA Risk Adjustment	13,048
3. Premium adjustments payable due to ACA Risk Adjustment (including high-risk pool premium)	5,028,257
<u>Operations (Revenue & Expense)</u>	
4. Reported as revenue in premium for accident and health contracts (written/collected) due to ACA Risk Adjustment	(1,525,852)
5. Reported in expenses as ACA Risk Adjustment user fees (incurred/paid)	13,160
b. Transitional ACA Reinsurance Program	
<u>Assets</u>	
1. Amounts recoverable for claims paid due to ACA Reinsurance	\$ -
2. Amounts recoverable for claims unpaid due to ACA Reinsurance (Contra Liability)	-
3. Amounts receivable relating to uninsured plans for contributions for ACA Reinsurance	-
<u>Liabilities</u>	
4. Liabilities for contributions payable due to ACA Reinsurance - not reported as ceded premium	-
5. Ceded reinsurance premiums payable due to ACA Reinsurance	-
6. Liabilities for amounts held under uninsured plans contributions for ACA Reinsurance	-
<u>Operations (Revenue & Expense)</u>	
7. Ceded reinsurance premiums due to ACA Reinsurance	-
8. Reinsurance recoveries (income statement) due to ACA reinsurance payments or expected payments	-
9. ACA Reinsurance contributions - not reported as ceded premium	-
c. Temporary ACA Risk Corridors Program	
<u>Assets</u>	
1. Accrued retrospective premium due to ACA Risk Corridors	\$ -
<u>Liabilities</u>	
2. Reserve for rate credits or policy experience rating refunds due to ACA Risk Corridors	-
<u>Operations (Revenue & Expense)</u>	
3. Effect of ACA Risk Corridors on net premium income (paid/received)	-
4. Effect of ACA Risk Corridors on change in reserves for rate credits	-

ANNUAL STATEMENT FOR THE YEAR 2021 OF THE UnitedHealthcare Plan of the River Valley, Inc.

(3) The following table is a rollforward of the prior year ACA risk-sharing provisions for asset and liability balances, along with reasons for adjustments to prior year balances:

	Accrued During the Prior Year on Business Written before December 31 of the Prior Year		Received or Paid as of the Current Year on Business Written before December 31 of the Prior Year		Differences		Adjustments		Ref	Unsettled Balances as of the Reporting Date	
					Prior Year Accrued Less Payments (Col 1 - 3)	Prior Year Accrued Less Payments (Col 2 - 4)	To Prior Year Balances	To Prior Year Balances		Cumulative Balance from Prior Years (Col 1 - 3 + 7)	Cumulative Balance from Prior Years (Col 2 - 4 + 8)
	1	2	3	4	5	6	7	8		9	10
a. Permanent ACA Risk Adjustment Program											
1. Premium adjustment receivable (including high-risk pool payments)	\$ 99,187	\$ -	\$ 218,885	\$ -	\$(119,698)	\$ -	\$ 172,074	\$ -	A	\$ 52,376	\$ -
2. Premium adjustment (payable) (including high-risk pool premium)	-	(5,374,825)	-	(2,451,490)	-	(2,923,335)	-	1,889,667	B	-	(1,033,668)
3. Subtotal ACA Permanent Risk Adjustment Program	99,187	(5,374,825)	218,885	(2,451,490)	(119,698)	(2,923,335)	172,074	1,889,667		52,376	(1,033,668)
b. Transitional ACA Reinsurance Program											
1. Amounts recoverable for claims paid	-	-	-	-	-	-	-	-	C	-	-
2. Amounts recoverable for claims unpaid (contra liability)	-	-	-	-	-	-	-	-	D	-	-
3. Amounts receivable relating to uninsured plans	-	-	-	-	-	-	-	-	E	-	-
4. Liabilities for contributions payable due to ACA Reinsurance—not reported as ceded premium	-	-	-	-	-	-	-	-	F	-	-
5. Ceded reinsurance premiums payable	-	-	-	-	-	-	-	-	G	-	-
6. Liability for amounts held under uninsured plans	-	-	-	-	-	-	-	-	H	-	-
7. Subtotal ACA Transitional Reinsurance Program	-	-	-	-	-	-	-	-		-	-
c. Temporary ACA Risk Corridors Program											
1. Accrued retrospective premium	-	-	-	-	-	-	-	-	I	-	-
2. Reserve for rate credits or policy experience rating refunds	-	-	-	-	-	-	-	-	J	-	-
3. Subtotal ACA Risk Corridors Program	-	-	-	-	-	-	-	-		-	-
d. Total for ACA Risk-Sharing Provisions	\$ 99,187	\$ (5,374,825)	\$ 218,885	\$ (2,451,490)	\$(119,698)	\$(2,923,335)	\$ 172,074	\$ 1,889,667		\$ 52,376	\$(1,033,668)

Explanation of Adjustments

- A. The risk adjustment receivable as of December 31, 2020 utilized paid claims through October 31, 2020. As of the Reporting Date, the risk adjustment receivable related to prior periods was adjusted based on the CMS' Summary Report on Permanent Risk Adjustment Transfers for the 2020 Benefit Year. The risk adjustment receivable was further adjusted based on CMS' Updated Summary Report of 2017 Benefit Year Risk Adjustment Data Validation Adjustments to Risk Adjustment Transfers published January 15, 2021, CMS' Final Rule amending Risk Adjustment Data Validation beginning with the 2019 Benefit Year, and Benefit Year 2019 Risk Adjustment Data Validation IVA results, as well as CMS' Updated Summary Report of 2018 Benefit Year Risk Adjustment Data Validation Adjustments to Risk Adjustment Transfers published January 20, 2022.
- B. The risk adjustment payable as of December 31, 2020 utilized paid claims through October 31, 2020. As of the Reporting Date, the risk adjustment payable related to prior periods was adjusted based on the CMS' Summary Report on Permanent Risk Adjustment Transfers for the 2020 Benefit Year. The risk adjustment payable was further adjusted based on CMS' Updated Summary Report of 2017 Benefit Year Risk Adjustment Data Validation Adjustments to Risk Adjustment Transfers published January 15, 2021, CMS' Final Rule amending Risk Adjustment Data Validation beginning with the 2019 Benefit Year, and Benefit Year 2019 Risk Adjustment Data Validation IVA results, as well as CMS' Updated Summary Report of 2018 Benefit Year Risk Adjustment Data Validation Adjustments to Risk Adjustment Transfers published January 20, 2022.
- C. N/A
- D. N/A
- E. N/A
- F. N/A
- G. N/A
- H. N/A
- I. N/A
- J. N/A

(4) The Company does not have any risk corridor receivables or payables to present in the table below.

	Accrued During the Prior Year on Business Written Before December 31 of the Prior Year		Received or Paid as of the Current Year on Business Written Before December 31 of the Prior Year		Differences		Adjustments		Ref	Unsettled Balances as of the Reporting Date	
					Prior Year Accrued Less Payments (Col 1-3)	Prior Year Accrued Less Payments (Col 2-4)	To Prior Year Balances	To Prior Year Balances		Cumulative Balance from Prior Years (Col 1-3+7)	Cumulative Balance from Prior Years (Col 2-4+8)
	1	2	3	4	5	6	7	8		9	10
Risk Corridors Program Year:											
a. 2014											
1. Accrued retrospective premium	\$ -	\$ -	\$ -	\$ -	\$ -	\$ -	\$ -	\$ -	A	\$ -	\$ -
2. Reserve for rate credits or policy experience rating refunds	-	-	-	-	-	-	-	-	B	-	-
b. 2015											
1. Accrued retrospective premium	-	-	-	-	-	-	-	-	C	-	-
2. Reserve for rate credits or policy experience rating refunds	-	-	-	-	-	-	-	-	D	-	-
c. 2016											
1. Accrued retrospective premium	-	-	-	-	-	-	-	-	E	-	-
2. Reserve for rate credits or policy experience rating refunds	-	-	-	-	-	-	-	-	F	-	-
d. Total for Risk Corridors	\$ -	\$ -	\$ -	\$ -	\$ -	\$ -	\$ -	\$ -		\$ -	\$ -

Explanation of Adjustments

- A.
- B.
- C.
- D.
- E.
- F.

(5) The Company does not have any risk corridor receivables to present in the table below.

Risk Corridors Program Year:	1	2	3	4	5	6
	Estimated Amount to be Filed or Final Amount Filed with CMS	Non-Accrued Amounts for Impairment or Other Reasons	Amounts received from CMS	Asset Balance (Gross of Non-admissions) (1-2-3)	Non-admitted Amount	Net Admitted Asset (4-5)
a. 2014	\$ -	\$ -	\$ -	\$ -	\$ -	\$ -
b. 2015	-	-	-	-	-	-
c. 2016	-	-	-	-	-	-
d. Total (a+b+c)	\$ -	\$ -	\$ -	\$ -	\$ -	\$ -

25. CHANGE IN INCURRED CLAIMS AND CLAIMS ADJUSTMENT EXPENSES

A. Changes in estimates related to the prior year incurred claims are included in total hospital and medical expenses in the current year in the financial statements. The following tables disclose paid claims, incurred claims, and the balance in claims unpaid, accrued medical incentive pool and bonus amounts, aggregate health claim reserves, and health care receivable (excluding provider loans and advances not yet expensed) for the years ended December 31, 2021 and 2020:

	2021		
	Current Year Incurred Claims	Prior Years Incurred Claims	Total
Beginning of year claim reserve	\$ -	\$ (301,008,999)	\$ (301,008,999)
Paid claims—net of health care receivable*	2,423,772,375	164,278,686	2,588,051,061
End of year claim reserve	<u>292,849,360</u>	<u>20,077,361</u>	<u>312,926,721</u>
Incurred claims excluding the change in health care receivable	2,716,621,735	(116,652,952)	2,599,968,783
Beginning of year health care receivable*		72,679,081	72,679,081
End of year health care receivable*	<u>(60,030,535)</u>	<u>(14,213,713)</u>	<u>(74,244,248)</u>
Total incurred claims	<u>\$ 2,656,591,200</u>	<u>\$ (58,187,584)</u>	<u>\$ 2,598,403,616</u>

*Health care receivable excludes provider loans and advances not yet expensed of \$160,000 and \$195,000 for 2021 and 2020, respectively.

	2020		
	Current Year Incurred Claims	Prior Years Incurred Claims	Total
Beginning of year claim reserve	\$ -	\$ (310,502,540)	\$ (310,502,540)
Paid claims—net of health care receivable*	2,307,417,187	195,347,966	2,502,765,153
End of year claim reserve	<u>280,046,623</u>	<u>20,962,376</u>	<u>301,008,999</u>
Incurred claims excluding the change in health care receivable	2,587,463,810	(94,192,198)	2,493,271,612
Beginning of year health care receivable*	-	74,135,075	74,135,075
End of year health care receivable*	<u>(54,260,170)</u>	<u>(18,418,911)</u>	<u>(72,679,081)</u>
Total incurred claims	<u>\$ 2,533,203,640</u>	<u>\$ (38,476,034)</u>	<u>\$ 2,494,727,606</u>

*Health care receivable excludes provider loans and advances not yet expensed of \$195,000 and \$306,927 for 2020 and 2019, respectively.

The liability for claims unpaid, accrued medical incentive pool and bonus amounts, and aggregate health claim reserves, net of health care receivable (excluding provider loans and advances not yet expensed) as of December 31, 2020 was \$228,329,918. As of December 31, 2021, \$164,278,686 has been paid for incurred claims attributable to insured events of prior years. Reserves remaining for prior years, net of health care and receivable (excluding provider loans and advances not yet expensed) are now \$5,863,648, as a result of re-estimation of unpaid claims. Therefore, there has been \$58,187,584 favorable prior year development since December 31, 2020 to December 31, 2021. The primary drivers consist of favorable development of \$41,090,627 in retroactivity for inpatient, outpatient, physician, and pharmacy claims and \$15,337,706 as a result of a change in the provision for adverse deviations in experience. At December 31, 2020, the Company recorded \$38,476,034 of favorable development. The primary drivers consist of \$25,380,737 in favorable retroactivity for inpatient, outpatient, physician, and pharmacy claims and \$17,412,181 as a result of a change in the provision for adverse deviations in experience, partially offset by unfavorable development of \$6,150,254 in provider claims settlements. Original estimates are increased or decreased, as additional information becomes known regarding individual claims, which could have an impact to the accruals for MLR rebates and retrospectively rated contracts. As a result of the prior year effects, on a regular basis, the Company adjusts revenue and the corresponding liability and/or receivable related to retrospectively rated policies and the impact of the change is included as a component of change in reserve for rate credits in the financial statements.

The Company incurred CAE of \$163,305,753 and \$189,467,794 in 2021 and 2020, respectively. These costs are included in the management service fees paid by the Company to UHS as a part of the Agreement (see Note 10). The following table discloses paid CAE, incurred CAE, and the balance in unpaid CAE reserve for 2021 and 2020:

	2021	2020
Total claims adjustment expenses	\$ 163,305,753	\$ 189,467,794
Less: current year unpaid claims adjustment expenses	(2,965,431)	(3,104,209)
Add: prior year unpaid claims adjustment expenses	<u>3,104,209</u>	<u>3,266,502</u>
Total claims adjustment expenses paid	<u>\$ 163,444,531</u>	<u>\$ 189,630,087</u>

- B.** The Company did not make any significant changes in methodologies and assumptions used in the calculation of the liability for claims unpaid and unpaid CAE in 2021.

26. INTERCOMPANY POOLING ARRANGEMENTS

- A–G.** The Company did not have any intercompany pooling arrangements in 2021 or 2020.

27. STRUCTURED SETTLEMENTS

- A–B.** The Company did not have structured settlements in 2021 or 2020.

28. HEALTH CARE RECEIVABLE

- A.** Pharmacy rebates receivable are recorded when reasonably estimated or billed by the affiliated pharmaceutical benefit manager in accordance with pharmaceutical rebate contract provisions. Information used to support rebates billed to the manufacturer is based on utilization information gathered by the pharmaceutical benefit manager and adjusted for significant changes in pharmaceutical contract provisions.

The Company evaluates admissibility of all pharmacy rebates receivable based on the administration of each underlying pharmaceutical benefit management agreement. The Company has nonadmitted and excluded all pharmacy rebates receivable that do not meet the admissibility criteria of SSAP No. 84, *Health Care and Government Insured Plan Receivables* (“SSAP No. 84”) from the financial statements.

For each pharmaceutical management agreement for which a portion of the total pharmacy rebates receivable can be admitted based on the admissibility criteria of SSAP No. 84, the pharmacy rebate transaction history is summarized as follows:

Quarter	Estimated Pharmacy Rebates as Reported on Financial Statements	Pharmacy Rebates as Billed or Otherwise Confirmed	Actual Rebates Received within 90 Days of Billing	Actual Rebates Received within 91 to 180 Days of Billing	Actual Rebates Received More than 180 Days after Billing
12/31/2021	\$ 42,841,023	\$ 13,466,269	\$ -	\$ -	\$ -
9/30/2021	42,057,347	42,486,315	26,754,629	-	-
6/30/2021	40,963,420	41,341,323	35,785,217	4,106,772	-
3/31/2021	38,478,492	38,684,684	30,889,435	5,867,251	747,269
12/31/2020	37,653,015	36,788,406	30,607,943	5,668,574	260,246
9/30/2020	36,014,186	35,753,095	29,744,031	5,026,389	848,672
6/30/2020	37,025,669	36,179,073	30,444,305	4,913,310	936,539
3/31/2020	36,291,935	34,774,507	14,154,030	20,572,494	519,032
12/31/2019	35,619,195	36,495,550	28,309,308	4,497,243	2,679,693
9/30/2019	36,388,924	36,775,469	28,233,268	6,415,128	1,497,804
6/30/2019	36,729,800	37,015,283	26,818,247	8,843,112	573,239
3/31/2019	34,729,169	35,363,606	28,658,546	4,497,686	1,655,817

Of the amount reported as health care receivable, \$57,665,907 and \$50,516,458 relates to pharmacy rebates receivable as of December 31, 2021 and 2020, respectively. This change is primarily due to increased membership along with the change in generic/name brand mix. The Company also reported \$159,570 and \$1,522,088 in claims overpayments due from providers at December 31, 2021 and 2020, respectively that were determined to be admissible.

B. The Company has nonadmitted all risk-sharing receivables from the financial statements.

29. PARTICIPATING POLICIES

The Company did not have any participating contracts in 2021 or 2020.

30. PREMIUM DEFICIENCY RESERVES

The Company has not recorded any PDR as of December 31, 2021 or 2020. The analysis of PDR was completed as of December 31, 2021 and 2020. The Company did consider anticipated investment income when calculating the PDR.

The following table summarizes the Company's PDR as of December 31, 2021 and 2020:

	2021
1. Liability carried for premium deficiency reserves	\$ -
2. Date of the most recent evaluation of this liability	<u>12/31/2021</u>
3. Was anticipated investment income utilized in this calculation?	Yes <input checked="" type="checkbox"/> No <input type="checkbox"/>
	2020
1. Liability carried for premium deficiency reserves	\$ -
2. Date of the most recent evaluation of this liability	<u>12/31/2020</u>
3. Was anticipated investment income utilized in this calculation?	Yes <input checked="" type="checkbox"/> No <input type="checkbox"/>

31. ANTICIPATED SALVAGE AND SUBROGATION

Due to the type of business being written, the Company has no salvage. As of December 31, 2021 and 2020, the Company had no specific accruals established for outstanding subrogation, as it is considered a component of the actuarial calculations used to develop the estimates of claims unpaid and aggregate health claim reserves.

* * * * *

GENERAL INTERROGATORIES

PART 1 - COMMON INTERROGATORIES GENERAL

- 1.1 Is the reporting entity a member of an Insurance Holding Company System consisting of two or more affiliated persons, one or more of which is an insurer? Yes [X] No []
If yes, complete Schedule Y, Parts 1, 1A, 2 and 3.
- 1.2 If yes, did the reporting entity register and file with its domiciliary State Insurance Commissioner, Director or Superintendent, or with such regulatory official of the state of domicile of the principal insurer in the Holding Company System, a registration statement providing disclosure substantially similar to the standards adopted by the National Association of Insurance Commissioners (NAIC) in its Model Insurance Holding Company System Regulatory Act and model regulations pertaining thereto, or is the reporting entity subject to standards and disclosure requirements substantially similar to those required by such Act and regulations? Yes [X] No [] N/A []
- 1.3 State Regulating? Illinois
- 1.4 Is the reporting entity publicly traded or a member of a publicly traded group? Yes [X] No []
- 1.5 If the response to 1.4 is yes, provide the CIK (Central Index Key) code issued by the SEC for the entity/group. 0000731766
- 2.1 Has any change been made during the year of this statement in the charter, by-laws, articles of incorporation, or deed of settlement of the reporting entity? Yes [] No [X]
- 2.2 If yes, date of change:
- 3.1 State as of what date the latest financial examination of the reporting entity was made or is being made. 12/31/2021
- 3.2 State the as of date that the latest financial examination report became available from either the state of domicile or the reporting entity. This date should be the date of the examined balance sheet and not the date the report was completed or released. 12/31/2016
- 3.3 State as of what date the latest financial examination report became available to other states or the public from either the state of domicile or the reporting entity. This is the release date or completion date of the examination report and not the date of the examination (balance sheet date). 06/22/2018
- 3.4 By what department or departments?
Illinois Department of Insurance
- 3.5 Have all financial statement adjustments within the latest financial examination report been accounted for in a subsequent financial statement filed with Departments? Yes [] No [] N/A [X]
- 3.6 Have all of the recommendations within the latest financial examination report been complied with? Yes [X] No [] N/A []
- 4.1 During the period covered by this statement, did any agent, broker, sales representative, non-affiliated sales/service organization or any combination thereof under common control (other than salaried employees of the reporting entity), receive credit or commissions for or control a substantial part (more than 20 percent of any major line of business measured on direct premiums) of:
4.11 sales of new business? Yes [] No [X]
4.12 renewals? Yes [] No [X]
- 4.2 During the period covered by this statement, did any sales/service organization owned in whole or in part by the reporting entity or an affiliate, receive credit or commissions for or control a substantial part (more than 20 percent of any major line of business measured on direct premiums) of:
4.21 sales of new business? Yes [] No [X]
4.22 renewals? Yes [] No [X]
- 5.1 Has the reporting entity been a party to a merger or consolidation during the period covered by this statement? Yes [] No [X]
If yes, complete and file the merger history data file with the NAIC.
- 5.2 If yes, provide the name of the entity, NAIC Company Code, and state of domicile (use two letter state abbreviation) for any entity that has ceased to exist as a result of the merger or consolidation.

1 Name of Entity	2 NAIC Company Code	3 State of Domicile

- 6.1 Has the reporting entity had any Certificates of Authority, licenses or registrations (including corporate registration, if applicable) suspended or revoked by any governmental entity during the reporting period? Yes [] No [X]
- 6.2 If yes, give full information:
- 7.1 Does any foreign (non-United States) person or entity directly or indirectly control 10% or more of the reporting entity? Yes [] No [X]
- 7.2 If yes,
7.21 State the percentage of foreign control; 0.0 %
7.22 State the nationality(s) of the foreign person(s) or entity(s) or if the entity is a mutual or reciprocal, the nationality of its manager or attorney-in-fact; and identify the type of entity(s) (e.g., individual, corporation or government, manager or attorney in fact).

1 Nationality	2 Type of Entity

GENERAL INTERROGATORIES

- 8.1 Is the company a subsidiary of a depository institution holding company (DIHC) or a DIHC itself, regulated by the Federal Reserve Board? Yes [] No [X]
- 8.2 If the response to 8.1 is yes, please identify the name of the DIHC.
.....
- 8.3 Is the company affiliated with one or more banks, thrifts or securities firms? Yes [X] No []
- 8.4 If response to 8.3 is yes, please provide below the names and location (city and state of the main office) of any affiliates regulated by a federal regulatory services agency [i.e. the Federal Reserve Board (FRB), the Office of the Comptroller of the Currency (OCC), the Federal Deposit Insurance Corporation (FDIC) and the Securities Exchange Commission (SEC)] and identify the affiliate's primary federal regulator.

1 Affiliate Name	2 Location (City, State)	3 FRB	4 OCC	5 FDIC	6 SEC
Optum Bank, Inc.	Salt Lake City, UT	NO	NO	YES	NO

- 8.5 Is the reporting entity a depository institution holding company with significant insurance operations as defined by the Board of Governors of Federal Reserve System or a subsidiary of the reporting entity? Yes [] No [X]
- 8.6 If response to 8.5 is no, is the reporting entity a company or subsidiary of a company that has otherwise been made subject to the Federal Reserve Board's capital rule? Yes [] No [X] N/A []
9. What is the name and address of the independent certified public accountant or accounting firm retained to conduct the annual audit?
Deloitte & Touche LLP, Minneapolis, MN
- 10.1 Has the insurer been granted any exemptions to the prohibited non-audit services provided by the certified independent public accountant requirements as allowed in Section 7H of the Annual Financial Reporting Model Regulation (Model Audit Rule), or substantially similar state law or regulation? Yes [] No [X]
- 10.2 If the response to 10.1 is yes, provide information related to this exemption:
.....
- 10.3 Has the insurer been granted any exemptions related to the other requirements of the Annual Financial Reporting Model Regulation as allowed for in Section 18A of the Model Regulation, or substantially similar state law or regulation? Yes [] No [X]
- 10.4 If the response to 10.3 is yes, provide information related to this exemption:
.....
- 10.5 Has the reporting entity established an Audit Committee in compliance with the domiciliary state insurance laws? Yes [X] No [] N/A []
- 10.6 If the response to 10.5 is no or n/a, please explain
.....
11. What is the name, address and affiliation (officer/employee of the reporting entity or actuary/consultant associated with an actuarial consulting firm) of the individual providing the statement of actuarial opinion/certification?
Gary A. Iannone, Vice President of Actuarial Services of United HealthCare Services Inc., an affiliate of UnitedHealthcare Plan of the River Valley, Inc., 185 Asylum Street, Hartford, CT 06103
- 12.1 Does the reporting entity own any securities of a real estate holding company or otherwise hold real estate indirectly? Yes [] No [X]
- 12.11 Name of real estate holding company
- 12.12 Number of parcels involved 0
- 12.13 Total book/adjusted carrying value \$ 0
- 12.2 If, yes provide explanation:
.....
13. **FOR UNITED STATES BRANCHES OF ALIEN REPORTING ENTITIES ONLY:**
- 13.1 What changes have been made during the year in the United States manager or the United States trustees of the reporting entity?
.....
- 13.2 Does this statement contain all business transacted for the reporting entity through its United States Branch on risks wherever located? Yes [] No []
- 13.3 Have there been any changes made to any of the trust indentures during the year? Yes [] No []
- 13.4 If answer to (13.3) is yes, has the domiciliary or entry state approved the changes? Yes [] No [] N/A []
- 14.1 Are the senior officers (principal executive officer, principal financial officer, principal accounting officer or controller, or persons performing similar functions) of the reporting entity subject to a code of ethics, which includes the following standards? Yes [X] No []
- a. Honest and ethical conduct, including the ethical handling of actual or apparent conflicts of interest between personal and professional relationships;
- b. Full, fair, accurate, timely and understandable disclosure in the periodic reports required to be filed by the reporting entity;
- c. Compliance with applicable governmental laws, rules and regulations;
- d. The prompt internal reporting of violations to an appropriate person or persons identified in the code; and
- e. Accountability for adherence to the code.
- 14.11 If the response to 14.1 is No, please explain:
.....
- 14.2 Has the code of ethics for senior managers been amended? Yes [X] No []
- 14.21 If the response to 14.2 is yes, provide information related to amendment(s).
Non-material updates to the existing code. Amendments include expanding the communications section to cover marketing practices, adding a commitment to ethical marketing, defining intellectual property, and articulating our commitments to human rights, inclusion and diversity.
- 14.3 Have any provisions of the code of ethics been waived for any of the specified officers? Yes [] No [X]
- 14.31 If the response to 14.3 is yes, provide the nature of any waiver(s).
.....

GENERAL INTERROGATORIES

- 15.1 Is the reporting entity the beneficiary of a Letter of Credit that is unrelated to reinsurance where the issuing or confirming bank is not on the SVO Bank List? Yes [] No [X]
- 15.2 If the response to 15.1 is yes, indicate the American Bankers Association (ABA) Routing Number and the name of the issuing or confirming bank of the Letter of Credit and describe the circumstances in which the Letter of Credit is triggered.

1 American Bankers Association (ABA) Routing Number	2 Issuing or Confirming Bank Name	3 Circumstances That Can Trigger the Letter of Credit	4 Amount

BOARD OF DIRECTORS

16. Is the purchase or sale of all investments of the reporting entity passed upon either by the board of directors or a subordinate committee thereof? Yes [X] No []
17. Does the reporting entity keep a complete permanent record of the proceedings of its board of directors and all subordinate committees thereof? Yes [X] No []
18. Has the reporting entity an established procedure for disclosure to its board of directors or trustees of any material interest or affiliation on the part of any of its officers, directors, trustees or responsible employees that is in conflict with the official duties of such person? Yes [X] No []

FINANCIAL

19. Has this statement been prepared using a basis of accounting other than Statutory Accounting Principles (e.g., Generally Accepted Accounting Principles)? Yes [] No [X]
- 20.1 Total amount loaned during the year (inclusive of Separate Accounts, exclusive of policy loans):
- | | | |
|---|----|-------------|
| 20.11 To directors or other officers | \$ | 0 |
| 20.12 To stockholders not officers | \$ | 123,200,000 |
| 20.13 Trustees, supreme or grand (Fraternal Only) | \$ | 0 |
- 20.2 Total amount of loans outstanding at the end of year (inclusive of Separate Accounts, exclusive of policy loans):
- | | | |
|---|----|---|
| 20.21 To directors or other officers | \$ | 0 |
| 20.22 To stockholders not officers | \$ | 0 |
| 20.23 Trustees, supreme or grand (Fraternal Only) | \$ | 0 |
- 21.1 Were any assets reported in this statement subject to a contractual obligation to transfer to another party without the liability for such obligation being reported in the statement? Yes [] No [X]
- 21.2 If yes, state the amount thereof at December 31 of the current year:
- | | | |
|----------------------------|----|---|
| 21.21 Rented from others | \$ | 0 |
| 21.22 Borrowed from others | \$ | 0 |
| 21.23 Leased from others | \$ | 0 |
| 21.24 Other | \$ | 0 |
- 22.1 Does this statement include payments for assessments as described in the Annual Statement Instructions other than guaranty fund or guaranty association assessments? Yes [X] No []
- 22.2 If answer is yes:
- | | | |
|--|----|--------|
| 22.21 Amount paid as losses or risk adjustment | \$ | 54 |
| 22.22 Amount paid as expenses | \$ | 67,551 |
| 22.23 Other amounts paid | \$ | 0 |
- 23.1 Does the reporting entity report any amounts due from parent, subsidiaries or affiliates on Page 2 of this statement? Yes [] No [X]
- 23.2 If yes, indicate any amounts receivable from parent included in the Page 2 amount: \$ 0
- 24.1 Does the insurer utilize third parties to pay agent commissions in which the amounts advanced by the third parties are not settled in full within 90 days? Yes [] No [X]
- 24.2 If the response to 24.1 is yes, identify the third-party that pays the agents and whether they are a related party.

Name of Third-Party	Is the Third-Party Agent a Related Party (Yes/No)

INVESTMENT

- 25.01 Were all the stocks, bonds and other securities owned December 31 of current year, over which the reporting entity has exclusive control, in the actual possession of the reporting entity on said date? (other than securities lending programs addressed in 25.03) Yes [X] No []

GENERAL INTERROGATORIES

25.02 If no, give full and complete information relating thereto

25.03 For securities lending programs, provide a description of the program including value for collateral and amount of loaned securities, and whether collateral is carried on or off-balance sheet. (an alternative is to reference Note 17 where this information is also provided)
Not Applicable

25.04 For the reporting entity's securities lending program, report amount of collateral for conforming programs as outlined in the Risk-Based Capital Instructions. \$ 0

25.05 For the reporting entity's securities lending program, report amount of collateral for other programs. \$ 0

25.06 Does your securities lending program require 102% (domestic securities) and 105% (foreign securities) from the counterparty at the outset of the contract? Yes [] No [] N/A [X]

25.07 Does the reporting entity non-admit when the collateral received from the counterparty falls below 100%? Yes [] No [] N/A [X]

25.08 Does the reporting entity or the reporting entity's securities lending agent utilize the Master Securities lending Agreement (MSLA) to conduct securities lending? Yes [] No [] N/A [X]

25.09 For the reporting entity's securities lending program state the amount of the following as of December 31 of the current year:

25.091 Total fair value of reinvested collateral assets reported on Schedule DL, Parts 1 and 2. \$ 0
25.092 Total book adjusted/carrying value of reinvested collateral assets reported on Schedule DL, Parts 1 and 2. \$ 0
25.093 Total payable for securities lending reported on the liability page. \$ 0

26.1 Were any of the stocks, bonds or other assets of the reporting entity owned at December 31 of the current year not exclusively under the control of the reporting entity, or has the reporting entity sold or transferred any assets subject to a put option contract that is currently in force? (Exclude securities subject to Interrogatory 21.1 and 25.03). Yes [X] No []

26.2 If yes, state the amount thereof at December 31 of the current year:

	26.21 Subject to repurchase agreements	\$ 0
	26.22 Subject to reverse repurchase agreements	\$ 0
	26.23 Subject to dollar repurchase agreements	\$ 0
	26.24 Subject to reverse dollar repurchase agreements	\$ 0
	26.26 Placed under option agreements	\$ 0
	26.26 Letter stock or securities restricted as to sale - excluding FHLB Capital Stock	\$ 0
	26.27 FHLB Capital Stock	\$ 0
	26.28 On deposit with states	\$ 27,088,267
	26.29 On deposit with other regulatory bodies	\$ 0
	26.30 Pledged as collateral - excluding collateral pledged to an FHLB	\$ 760,481
	26.31 Pledged as collateral to FHLB - including assets backing funding agreements	\$ 0
	26.32 Other	\$ 0

26.3 For category (26.26) provide the following:

1 Nature of Restriction	2 Description	3 Amount

27.1 Does the reporting entity have any hedging transactions reported on Schedule DB? Yes [] No [X]

27.2 If yes, has a comprehensive description of the hedging program been made available to the domiciliary state? Yes [] No [] N/A [X]
If no, attach a description with this statement.

LINES 27.3 through 27.5: FOR LIFE/FRATERNAL REPORTING ENTITIES ONLY:

27.3 Does the reporting entity utilize derivatives to hedge variable annuity guarantees subject to fluctuations as a result of interest rate sensitivity? Yes [] No []

27.4 If the response to 27.3 is YES, does the reporting entity utilize:

27.41 Special accounting provision of SSAP No. 108	Yes [] No []
27.42 Permitted accounting practice	Yes [] No []
27.43 Other accounting guidance	Yes [] No []

27.5 By responding YES to 27.41 regarding utilizing the special accounting provisions of SSAP No. 108, the reporting entity attests to the following: Yes [] No []

- The reporting entity has obtained explicit approval from the domiciliary state.
- Hedging strategy subject to the special accounting provisions is consistent with the requirements of VM-21.
- Actuarial certification has been obtained which indicates that the hedging strategy is incorporated within the establishment of VM-21 reserves and provides the impact of the hedging strategy within the Actuarial Guideline Conditional Tail Expectation Amount.
- Financial Officer Certification has been obtained which indicates that the hedging strategy meets the definition of a Clearly Defined Hedging Strategy within VM-21 and that the Clearly Defined Hedging Strategy is the hedging strategy being used by the company in its actual day-to-day risk mitigation efforts.

28.1 Were any preferred stocks or bonds owned as of December 31 of the current year mandatorily convertible into equity, or, at the option of the issuer, convertible into equity? Yes [] No [X]

28.2 If yes, state the amount thereof at December 31 of the current year. \$ 0

29. Excluding items in Schedule E - Part 3 - Special Deposits, real estate, mortgage loans and investments held physically in the reporting entity's offices, vaults or safety deposit boxes, were all stocks, bonds and other securities, owned throughout the current year held pursuant to a custodial agreement with a qualified bank or trust company in accordance with Section 1, III - General Examination Considerations, F. Outsourcing of Critical Functions, Custodial or Safekeeping Agreements of the NAIC Financial Condition Examiners Handbook? Yes [X] No []

29.01 For agreements that comply with the requirements of the NAIC Financial Condition Examiners Handbook, complete the following:

1 Name of Custodian(s)	2 Custodian's Address
Bank of New York Mellon	Global Liquidity Services, 1 Wall St, 14th Floor, New York, NY 10286
Northern Trust	50 S. LaSalle, Chicago, IL 60675

ANNUAL STATEMENT FOR THE YEAR 2021 OF THE UnitedHealthcare Plan of the River Valley, Inc.

GENERAL INTERROGATORIES

29.02 For all agreements that do not comply with the requirements of the NAIC Financial Condition Examiners Handbook, provide the name, location and a complete explanation:

1 Name(s)	2 Location(s)	3 Complete Explanation(s)

29.03 Have there been any changes, including name changes, in the custodian(s) identified in 29.01 during the current year?..... Yes [] No [X]

29.04 If yes, give full and complete information relating thereto:

1 Old Custodian	2 New Custodian	3 Date of Change	4 Reason

29.05 Investment management – Identify all investment advisors, investment managers, broker/dealers, including individuals that have the authority to make investment decisions on behalf of the reporting entity. For assets that are managed internally by employees of the reporting entity, note as such. ["...that have access to the investment accounts"; "...handle securities"]

1 Name of Firm or Individual	2 Affiliation
Internally Managed	I.....
BlackRock Financial Management, Inc	U.....
J.P. Morgan Asset Management	U.....
BNY Mellon Asset Management North America	U.....

29.0597 For those firms/individuals listed in the table for Question 29.05, do any firms/individuals unaffiliated with the reporting entity (i.e. designated with a "U") manage more than 10% of the reporting entity's invested assets?..... Yes [X] No []

29.0598 For firms/individuals unaffiliated with the reporting entity (i.e. designated with a "U") listed in the table for Question 29.05, does the total assets under management aggregate to more than 50% of the reporting entity's invested assets?..... Yes [X] No []

29.06 For those firms or individuals listed in the table for 29.05 with an affiliation code of "A" (affiliated) or "U" (unaffiliated), provide the information for the table below.

1 Central Registration Depository Number	2 Name of Firm or Individual	3 Legal Entity Identifier (LEI)	4 Registered With	5 Investment Management Agreement (IMA) Filed
107105	BlackRock Financial Management, Inc	549300LVXY1VJKE13M84	SEC	NO.....
107038	J.P. Morgan Asset Management	549300W78QH4XMM6K69	SEC	NO.....
105764	BNY Mellon Asset Management North America	ME7YUCK4NF1W8VM8SP25	SEC	NO.....

30.1 Does the reporting entity have any diversified mutual funds reported in Schedule D, Part 2 (diversified according to the Securities and Exchange Commission (SEC) in the Investment Company Act of 1940 [Section 5(b)(1)])? Yes [] No [X]

30.2 If yes, complete the following schedule:

1 CUSIP #	2 Name of Mutual Fund	3 Book/Adjusted Carrying Value
30.2999 - Total		0

30.3 For each mutual fund listed in the table above, complete the following schedule:

1 Name of Mutual Fund (from above table)	2 Name of Significant Holding of the Mutual Fund	3 Amount of Mutual Fund's Book/Adjusted Carrying Value Attributable to the Holding	4 Date of Valuation

GENERAL INTERROGATORIES

31. Provide the following information for all short-term and long-term bonds and all preferred stocks. Do not substitute amortized value or statement value for fair value.

	1	2	3
	Statement (Admitted) Value	Fair Value	Excess of Statement over Fair Value (-), or Fair Value over Statement (+)
31.1 Bonds	742,222,932	753,144,670	10,921,738
31.2 Preferred stocks	0	0	0
31.3 Totals	742,222,932	753,144,670	10,921,738

31.4 Describe the sources or methods utilized in determining the fair values:

For those securities that had prices in the NAIC SVO ISIS database, those prices were used; for those securities that did not have prices in the NAIC SVO ISIS database, pricing was obtained from Hub which is an external data sources vendor. Hub utilizes various pricing sources.

32.1 Was the rate used to calculate fair value determined by a broker or custodian for any of the securities in Schedule D? Yes [] No [X]

32.2 If the answer to 32.1 is yes, does the reporting entity have a copy of the broker's or custodian's pricing policy (hard copy or electronic copy) for all brokers or custodians used as a pricing source? Yes [] No []

32.3 If the answer to 32.2 is no, describe the reporting entity's process for determining a reliable pricing source for purposes of disclosure of fair value for Schedule D:
.....

33.1 Have all the filing requirements of the Purposes and Procedures Manual of the NAIC Investment Analysis Office been followed? Yes [X] No []

33.2 If no, list exceptions:
.....

34. By self-designating 5GI securities, the reporting entity is certifying the following elements of each self-designated 5GI security:
 a. Documentation necessary to permit a full credit analysis of the security does not exist or an NAIC CRP credit rating for an FE or PL security is not available.
 b. Issuer or obligor is current on all contracted interest and principal payments.
 c. The insurer has an actual expectation of ultimate payment of all contracted interest and principal.
 Has the reporting entity self-designated 5GI securities? Yes [] No [X]

35. By self-designating PLGI securities, the reporting entity is certifying the following elements of each self-designated PLGI security:
 a. The security was purchased prior to January 1, 2018.
 b. The reporting entity is holding capital commensurate with the NAIC Designation reported for the security.
 c. The NAIC Designation was derived from the credit rating assigned by an NAIC CRP in its legal capacity as a NRSRO which is shown on a current private letter rating held by the insurer and available for examination by state insurance regulators.
 d. The reporting entity is not permitted to share this credit rating of the PL security with the SVO.
 Has the reporting entity self-designated PLGI securities? Yes [] No [X]

36. By assigning FE to a Schedule BA non-registered private fund, the reporting entity is certifying the following elements of each self-designated FE fund:
 a. The shares were purchased prior to January 1, 2019.
 b. The reporting entity is holding capital commensurate with the NAIC Designation reported for the security.
 c. The security had a public credit rating(s) with annual surveillance assigned by an NAIC CRP in its legal capacity as an NRSRO prior to January 1, 2019.
 d. The fund only or predominantly holds bonds in its portfolio.
 e. The current reported NAIC Designation was derived from the public credit rating(s) with annual surveillance assigned by an NAIC CRP in its legal capacity as an NRSRO.
 f. The public credit rating(s) with annual surveillance assigned by an NAIC CRP has not lapsed.
 Has the reporting entity assigned FE to Schedule BA non-registered private funds that complied with the above criteria? Yes [] No [X]

37. By rolling/renewing short-term or cash equivalent investments with continued reporting on Schedule DA, Part 1 or Schedule E Part 2 (identified through a code (%) in those investment schedules), the reporting entity is certifying to the following:
 a. The investment is a liquid asset that can be terminated by the reporting entity on the current maturity date.
 b. If the investment is with a nonrelated party or nonaffiliate, then it reflects an arms-length transaction with renewal completed at the discretion of all involved parties.
 c. If the investment is with a related party or affiliate, then the reporting entity has completed robust re-underwriting of the transaction for which documentation is available for regulator review.
 d. Short-term and cash equivalent investments that have been renewed/rolled from the prior period that do not meet the criteria in 37.a - 37.c are reported as long-term investments.
 Has the reporting entity rolled/renewed short-term or cash equivalent investments in accordance with these criteria? Yes [] No [] N/A [X]

GENERAL INTERROGATORIES

OTHER

38.1 Amount of payments to trade associations, service organizations and statistical or rating bureaus, if any?\$0

38.2 List the name of the organization and the amount paid if any such payment represented 25% or more of the total payments to trade associations, service organizations and statistical or rating bureaus during the period covered by this statement.

1 Name	2 Amount Paid

39.1 Amount of payments for legal expenses, if any?\$0

39.2 List the name of the firm and the amount paid if any such payment represented 25% or more of the total payments for legal expenses during the period covered by this statement.

1 Name	2 Amount Paid

40.1 Amount of payments for expenditures in connection with matters before legislative bodies, officers or departments of government, if any?\$0

40.2 List the name of the firm and the amount paid if any such payment represented 25% or more of the total payment expenditures in connection with matters before legislative bodies, officers or departments of government during the period covered by this statement.

1 Name	2 Amount Paid

GENERAL INTERROGATORIES

PART 2 - HEALTH INTERROGATORIES

1.1 Does the reporting entity have any direct Medicare Supplement Insurance in force? Yes [] No [X]

1.2 If yes, indicate premium earned on U.S. business only. \$ 0

1.3 What portion of Item (1.2) is not reported on the Medicare Supplement Insurance Experience Exhibit? \$ 0

1.31 Reason for excluding
.....

1.4 Indicate amount of earned premium attributable to Canadian and/or Other Alien not included in Item (1.2) above \$ 0

1.5 Indicate total incurred claims on all Medicare Supplement Insurance. \$ 0

1.6 Individual policies: Most current three years:

1.61 Total premium earned \$ 0

1.62 Total incurred claims \$ 0

1.63 Number of covered lives 0

All years prior to most current three years:

1.64 Total premium earned \$ 0

1.65 Total incurred claims \$ 0

1.66 Number of covered lives 0

1.7 Group policies: Most current three years:

1.71 Total premium earned \$ 0

1.72 Total incurred claims \$ 0

1.73 Number of covered lives 0

All years prior to most current three years:

1.74 Total premium earned \$ 0

1.75 Total incurred claims \$ 0

1.76 Number of covered lives 0

2. Health Test:

	1 Current Year	2 Prior Year
2.1 Premium Numerator	3,406,570,090	3,299,495,358
2.2 Premium Denominator	3,406,570,090	3,299,495,358
2.3 Premium Ratio (2.1/2.2)	1.000	1.000
2.4 Reserve Numerator	599,628,958	401,800,778
2.5 Reserve Denominator	599,628,958	401,800,778
2.6 Reserve Ratio (2.4/2.5)	1.000	1.000

3.1 Has the reporting entity received any endowment or gift from contracting hospitals, physicians, dentists, or others that is agreed will be returned when, as and if the earnings of the reporting entity permits? Yes [] No [X]

3.2 If yes, give particulars:
.....

4.1 Have copies of all agreements stating the period and nature of hospitals', physicians', and dentists' care offered to subscribers and dependents been filed with the appropriate regulatory agency? Yes [X] No []

4.2 If not previously filed, furnish herewith a copy(ies) of such agreement(s). Do these agreements include additional benefits offered? Yes [] No []

5.1 Does the reporting entity have stop-loss reinsurance? Yes [] No [X]

5.2 If no, explain:
UnitedHealthcare Plan of the River Valley, Inc. has no active stop-loss reinsurance agreements. UnitedHealthcare Plan of the River Valley, Inc. only has insolvency only and excess loss reinsurance agreements.

5.3 Maximum retained risk (see instructions)

5.31 Comprehensive Medical \$ 0

5.32 Medical Only \$ 0

5.33 Medicare Supplement \$ 0

5.34 Dental & Vision \$ 0

5.35 Other Limited Benefit Plan \$ 0

5.36 Other \$ 0

6. Describe arrangement which the reporting entity may have to protect subscribers and their dependents against the risk of insolvency including hold harmless provisions, conversion privileges with other carriers, agreements with providers to continue rendering services, and any other agreements:
Hold harmless clauses in provider agreements and continuation of coverage endorsements in reinsurance agreements.

7.1 Does the reporting entity set up its claim liability for provider services on a service date basis? Yes [X] No []

7.2 If no, give details
.....

8. Provide the following information regarding participating providers:

8.1 Number of providers at start of reporting year 167,840

8.2 Number of providers at end of reporting year 162,901

9.1 Does the reporting entity have business subject to premium rate guarantees? Yes [] No [X]

9.2 If yes, direct premium earned:

9.21 Business with rate guarantees between 15-36 months. \$ 0

9.22 Business with rate guarantees over 36 months \$ 0

GENERAL INTERROGATORIES

- 10.1 Does the reporting entity have Incentive Pool, Withhold or Bonus Arrangements in its provider contracts? Yes No
- 10.2 If yes:
- | | | |
|--|----|-----------|
| 10.21 Maximum amount payable bonuses..... | \$ | 4,916,624 |
| 10.22 Amount actually paid for year bonuses..... | \$ | 6,079,065 |
| 10.23 Maximum amount payable withholds..... | \$ | 4,542,358 |
| 10.24 Amount actually paid for year withholds..... | \$ | 4,662,675 |
- 11.1 Is the reporting entity organized as:
- | | | |
|--|------------------------------|--|
| 11.12 A Medical Group/Staff Model, | Yes <input type="checkbox"/> | No <input checked="" type="checkbox"/> |
| 11.13 An Individual Practice Association (IPA), or, .. | Yes <input type="checkbox"/> | No <input checked="" type="checkbox"/> |
| 11.14 A Mixed Model (combination of above)? | Yes <input type="checkbox"/> | No <input checked="" type="checkbox"/> |
- 11.2 Is the reporting entity subject to Statutory Minimum Capital and Surplus Requirements? Yes No
- 11.3 If yes, show the name of the state requiring such minimum capital and surplus. Illinois
- 11.4 If yes, show the amount required. \$ 1,800,000
- 11.5 Is this amount included as part of a contingency reserve in stockholder's equity? Yes No
- 11.6 If the amount is calculated, show the calculation
 IL State Statute 215 ILCS 5/13

12. List service areas in which reporting entity is licensed to operate:

1 Name of Service Area
Illinois Counties in Service Area:
Bureau
Carroll
DeWitt
Fulton
Henderson
Henry
Jo Daviess
Knox
La Salle
Lee
Livingston
Marshall
McLean
Mercer
Peoria
Putnam
Rock Island
Stark
Tazewell
Warren
Whiteside
Woodford
.....
Iowa Counties in Service Area: Statewide
.....
Tennessee Counties in Service Area: Statewide
.....
VA Service Area: Commercial Service area includes:
Counties:
Bedford
Bland
Botetourt
Buchanan
Carroll
Craig
Dickenson
Floyd
Franklin
Giles
Grayson
Henry
Lee
Montgomery
Pulaski
Roanoke
Rockbridge
Russell
Scott Smyth
Tazewell
Washington
Wise
Wythe
Cities:
Bedford
Bristol
Buena Vista
Galax
Lexington
Martinsville
Norton

ANNUAL STATEMENT FOR THE YEAR 2021 OF THE UnitedHealthcare Plan of the River Valley, Inc.

1 Name of Service Area
Radford
Roanoke
Salem

- 13.1 Do you act as a custodian for health savings accounts? Yes [] No [X]
- 13.2 If yes, please provide the amount of custodial funds held as of the reporting date. \$0
- 13.3 Do you act as an administrator for health savings accounts? Yes [] No [X]
- 13.4 If yes, please provide the balance of funds administered as of the reporting date. \$0
- 14.1 Are any of the captive affiliates reported on Schedule S, Part 3, authorized reinsurers? Yes [] No [] N/A [X]
- 14.2 If the answer to 14.1 is yes, please provide the following:

1 Company Name	2 NAIC Company Code	3 Domiciliary Jurisdiction	4 Reserve Credit	Assets Supporting Reserve Credit		
				5 Letters of Credit	6 Trust Agreements	7 Other
.....

15. Provide the following for individual ordinary life insurance* policies (U.S. business only) for the current year (prior to reinsurance assumed or ceded):
- 15.1 Direct Premium Written \$0
- 15.2 Total Incurred Claims \$0
- 15.3 Number of Covered Lives0

*Ordinary Life Insurance Includes
Term(whether full underwriting, limited underwriting, jet issue, "short form app")
Whole Life (whether full underwriting, limited underwriting, jet issue, "short form app")
Variable Life (with or without secondary gurarantee)
Universal Life (with or without secondary gurarantee)
Variable Universal Life (with or without secondary gurarantee)

16. Is the reporting entity licensed or chartered, registered, qualified, eligible or writing business in at least two states? Yes [X] No []
- 16.1 If no, does the reporting entity assume reinsurance business that covers risks residing in at least one state other than the state of domicile of the reporting entity? Yes [] No []

FIVE-YEAR HISTORICAL DATA

	1 2021	2 2020	3 2019	4 2018	5 2017
Balance Sheet (Pages 2 and 3)					
1. Total admitted assets (Page 2, Line 28)	1,199,215,830	1,374,159,311	1,110,220,730	1,274,736,990	1,243,559,279
2. Total liabilities (Page 3, Line 24)	776,599,783	726,583,503	494,342,193	811,738,853	797,271,087
3. Statutory minimum capital and surplus requirement	1,800,000	1,800,000	1,800,000	1,800,000	1,800,000
4. Total capital and surplus (Page 3, Line 33)	422,616,047	647,575,808	615,878,537	462,998,137	446,288,192
Income Statement (Page 4)					
5. Total revenues (Line 8)	3,282,353,597	3,239,528,030	4,700,996,021	6,121,461,571	4,007,681,621
6. Total medical and hospital expenses (Line 18)	2,598,403,616	2,494,727,606	3,975,512,119	5,450,748,321	3,380,496,523
7. Claims adjustment expenses (Line 20)	163,305,753	189,467,794	262,030,741	294,120,097	206,405,994
8. Total administrative expenses (Line 21)	292,807,214	323,205,726	306,028,554	470,068,416	333,013,301
9. Net underwriting gain (loss) (Line 24)	227,837,014	232,126,904	162,545,607	(54,734,263)	82,805,803
10. Net investment gain (loss) (Line 27)	12,124,322	14,774,473	27,713,316	17,454,275	11,040,719
11. Total other income (Lines 28 plus 29)	18,850	(13,654)	13,903	(334,880)	(20,000)
12. Net income or (loss) (Line 32)	200,586,206	176,937,177	157,573,036	(29,958,562)	66,112,321
Cash Flow (Page 6)					
13. Net cash from operations (Line 11)	264,200,374	524,900,899	(176,106,192)	123,863,715	130,584,275
Risk-Based Capital Analysis					
14. Total adjusted capital	422,616,047	647,575,808	615,878,537	462,998,137	446,288,192
15. Authorized control level risk-based capital	49,962,921	77,812,002	151,834,149	199,719,863	110,732,140
Enrollment (Exhibit 1)					
16. Total members at end of period (Column 5, Line 7)	588,566	545,286	508,572	936,930	934,758
17. Total members months (Column 6, Line 7)	6,874,079	6,259,849	8,592,372	11,319,913	8,894,126
Operating Percentage (Page 4) (Item divided by Page 4, sum of Lines 2, 3 and 5) x 100.0					
18. Premiums earned plus risk revenue (Line 2 plus Lines 3 and 5)	100.0	100.0	100.0	100.0	100.0
19. Total hospital and medical plus other non-health (Lines 18 plus Line 19)	79.2	77.0	84.6	89.0	84.4
20. Cost containment expenses	3.7	4.2	4.1	3.1	3.3
21. Other claims adjustment expenses	1.3	1.6	1.5	1.7	1.9
22. Total underwriting deductions (Line 23)	93.1	92.8	96.5	100.9	97.9
23. Total underwriting gain (loss) (Line 24)	6.9	7.2	3.5	(0.9)	2.1
Unpaid Claims Analysis (U&I Exhibit, Part 2B)					
24. Total claims incurred for prior years (Line 13, Col. 5)	170,142,335	197,891,430	476,793,994	438,557,418	281,213,478
25. Estimated liability of unpaid claims-[prior year (Line 13, Col. 6)]	228,329,918	236,367,465	516,987,281	430,632,151	289,179,479
Investments In Parent, Subsidiaries and Affiliates					
26. Affiliated bonds (Sch. D Summary, Line 12, Col. 1)	0	0	0	0	0
27. Affiliated preferred stocks (Sch. D Summary, Line 18, Col. 1)	0	0	0	0	0
28. Affiliated common stocks (Sch. D Summary, Line 24, Col. 1)	0	0	0	0	0
29. Affiliated short-term investments (subtotal included in Schedule DA Verification, Col. 5, Line 10)	0	0	0	0	0
30. Affiliated mortgage loans on real estate	0	0	0	0	0
31. All other affiliated	0	0	0	0	0
32. Total of above Lines 26 to 31	0	0	0	0	0
33. Total investment in parent included in Lines 26 to 31 above	0	0	0	0	0

NOTE: If a party to a merger, have the two most recent years of this exhibit been restated due to a merger in compliance with the disclosure requirements of SSAP No. 3, Accounting Changes and Correction of Errors? Yes [] No []
 If no, please explain:



ANNUAL STATEMENT FOR THE YEAR 2021 OF THE UnitedHealthcare Plan of the River Valley, Inc.

EXHIBIT OF PREMIUMS, ENROLLMENT AND UTILIZATION (a)

REPORT FOR: 1. CORPORATION

UnitedHealthcare Plan of the River Valley, Inc.

2. Moline, IL

NAIC Group Code	0707	BUSINESS IN THE STATE OF		DURING THE YEAR							(LOCATION)	
		Illinois		2021							NAIC Company Code	
		1	Comprehensive (Hospital & Medical)		4	5	6	7	8	9	10	
	Total	2	3	Medicare Supplement	Vision Only	Dental Only	Federal Employees Health Benefit Plan	Title XVIII Medicare	Title XIX Medicaid	Other		
Total Members at end of:												
1. Prior Year	1,084	0	1,084	0	0	0	0	0	0	0		
2. First Quarter	834	0	834	0	0	0	0	0	0	0		
3. Second Quarter	792	0	792	0	0	0	0	0	0	0		
4. Third Quarter	777	0	777	0	0	0	0	0	0	0		
5. Current Year	595	0	595	0	0	0	0	0	0	0		
6. Current Year Member Months	9,512	0	9,512	0	0	0	0	0	0	0		
Total Member Ambulatory Encounters for Year:												
7. Physician	9,084	0	9,084	0	0	0	0	0	0	0		
8. Non-Physician	460	0	460	0	0	0	0	0	0	0		
9. Total	9,544	0	9,544	0	0	0	0	0	0	0		
10. Hospital Patient Days Incurred	108	0	108	0	0	0	0	0	0	0		
11. Number of Inpatient Admissions	30	0	30	0	0	0	0	0	0	0		
12. Health Premiums Written (b)	6,235,348	0	6,235,352	0	0	0	0	(4)	0	0		
13. Life Premiums Direct	0	0	0	0	0	0	0	0	0	0		
14. Property/Casualty Premiums Written	0	0	0	0	0	0	0	0	0	0		
15. Health Premiums Earned	6,227,341	0	6,236,221	0	0	0	0	(8,880)	0	0		
16. Property/Casualty Premiums Earned	0	0	0	0	0	0	0	0	0	0		
17. Amount Paid for Provision of Health Care Services	3,495,237	0	3,549,646	0	0	0	0	(54,409)	0	0		
18. Amount Incurred for Provision of Health Care Services	2,836,116	0	2,873,811	0	0	0	0	(37,695)	0	0		

(a) For health business: number of persons insured under PPO managed care products0 and number of persons insured under indemnity only products0 .

(b) For health premiums written: amount of Medicare Title XVIII exempt from state taxes or fees \$(4)

30.LL



ANNUAL STATEMENT FOR THE YEAR 2021 OF THE UnitedHealthcare Plan of the River Valley, Inc.

EXHIBIT OF PREMIUMS, ENROLLMENT AND UTILIZATION (a)

REPORT FOR: 1. CORPORATION

UnitedHealthcare Plan of the River Valley, Inc.

2. Moline, IL

NAIC Group Code	0707	BUSINESS IN THE STATE OF		DURING THE YEAR							(LOCATION)	
		Iowa		2021							NAIC Company Code	
		1	Comprehensive (Hospital & Medical)		4	5	6	7	8	9	10	
	Total	2	3	Medicare Supplement	Vision Only	Dental Only	Federal Employees Health Benefit Plan	Title XVIII Medicare	Title XIX Medicaid	Other		
Total Members at end of:												
1. Prior Year	18,681	0	18,681	0	0	0	0	0	0	0		
2. First Quarter	16,883	0	16,883	0	0	0	0	0	0	0		
3. Second Quarter	16,702	0	16,702	0	0	0	0	0	0	0		
4. Third Quarter	16,055	0	16,055	0	0	0	0	0	0	0		
5. Current Year	15,273	0	15,273	0	0	0	0	0	0	0		
6. Current Year Member Months	196,336	0	196,336	0	0	0	0	0	0	0		
Total Member Ambulatory Encounters for Year:												
7. Physician	163,143	0	163,143	0	0	0	0	0	0	0		
8. Non-Physician	6,185	0	6,185	0	0	0	0	0	0	0		
9. Total	169,328	0	169,328	0	0	0	0	0	0	0		
10. Hospital Patient Days Incurred	2,237	0	2,237	0	0	0	0	0	0	0		
11. Number of Inpatient Admissions	616	0	616	0	0	0	0	0	0	0		
12. Health Premiums Written (b)	91,188,252	2,530,738	88,672,668	0	0	0	0	0	(15,154)	0		
13. Life Premiums Direct	0	0	0	0	0	0	0	0	0	0		
14. Property/Casualty Premiums Written	0	0	0	0	0	0	0	0	0	0		
15. Health Premiums Earned	89,696,332	2,530,738	87,186,511	0	0	0	0	(5,763)	(15,154)	0		
16. Property/Casualty Premiums Earned	0	0	0	0	0	0	0	0	0	0		
17. Amount Paid for Provision of Health Care Services	63,679,973	(107,924)	66,326,604	0	0	0	(1,887)	(40,289)	(2,496,531)	0		
18. Amount Incurred for Provision of Health Care Services	63,907,123	(87,007)	65,447,999	0	0	0	12,406	(105,921)	(1,360,354)	0		

(a) For health business: number of persons insured under PPO managed care products0 and number of persons insured under indemnity only products0 .

(b) For health premiums written: amount of Medicare Title XVIII exempt from state taxes or fees \$0

301A



ANNUAL STATEMENT FOR THE YEAR 2021 OF THE UnitedHealthcare Plan of the River Valley, Inc.

EXHIBIT OF PREMIUMS, ENROLLMENT AND UTILIZATION (a)

REPORT FOR: 1. CORPORATION

UnitedHealthcare Plan of the River Valley, Inc.

2. Moline, IL

NAIC Group Code	0707	BUSINESS IN THE STATE OF		DURING THE YEAR							(LOCATION)	
		Tennessee		2021							NAIC Company Code	
		1	Comprehensive (Hospital & Medical)		4	5	6	7	8	9	10	
	Total	Individual	Group	Medicare Supplement	Vision Only	Dental Only	Federal Employees Health Benefit Plan	Title XVIII Medicare	Title XIX Medicaid	Other		
Total Members at end of:												
1. Prior Year	522,586	0	100	0	0	0	0	62,073	460,413	0		
2. First Quarter	546,319	14,171	89	0	0	0	0	63,348	468,711	0		
3. Second Quarter	551,219	13,400	83	0	0	0	0	64,387	473,349	0		
4. Third Quarter	559,444	13,812	83	0	0	0	0	65,361	480,188	0		
5. Current Year	569,815	14,358	81	0	0	0	0	65,234	490,142	0		
6. Current Year Member Months	6,632,985	170,832	1,017	0	0	0	0	771,457	5,689,679	0		
Total Member Ambulatory Encounters for Year:												
7. Physician	5,739,830	91,184	746	0	0	0	0	1,752,192	3,895,708	0		
8. Non-Physician	2,920,452	34,729	15	0	0	0	0	925,936	1,959,772	0		
9. Total	8,660,282	125,913	761	0	0	0	0	2,678,128	5,855,480	0		
10. Hospital Patient Days Incurred	1,508,361	4,562	4	0	0	0	0	107,205	1,396,590	0		
11. Number of Inpatient Admissions	104,816	1,713	1	0	0	0	0	16,137	86,965	0		
12. Health Premiums Written (b)	3,293,916,133	35,047,867	690,371	0	0	0	0	1,248,632,751	2,009,545,144	0		
13. Life Premiums Direct	0	0	0	0	0	0	0	0	0	0		
14. Property/Casualty Premiums Written	0	0	0	0	0	0	0	0	0	0		
15. Health Premiums Earned	3,171,416,079	35,047,867	690,371	0	0	0	0	1,233,406,017	1,902,271,824	0		
16. Property/Casualty Premiums Earned	0	0	0	0	0	0	0	0	0	0		
17. Amount Paid for Provision of Health Care Services	2,506,300,892	21,794,016	193,160	0	0	0	0	960,851,594	1,523,462,122	0		
18. Amount Incurred for Provision of Health Care Services	2,516,424,635	24,800,213	95,926	0	0	0	0	954,912,285	1,536,616,211	0		

(a) For health business: number of persons insured under PPO managed care products0 and number of persons insured under indemnity only products0 .

(b) For health premiums written: amount of Medicare Title XVIII exempt from state taxes or fees \$1,248,632,751

30.TN



ANNUAL STATEMENT FOR THE YEAR 2021 OF THE UnitedHealthcare Plan of the River Valley, Inc.

EXHIBIT OF PREMIUMS, ENROLLMENT AND UTILIZATION (a)

REPORT FOR: 1. CORPORATION

UnitedHealthcare Plan of the River Valley, Inc.

2. Moline, IL

NAIC Group Code	0707	BUSINESS IN THE STATE OF		DURING THE YEAR							(LOCATION)	
		Virginia		2021							NAIC Company Code	
		1	Comprehensive (Hospital & Medical)		4	5	6	7	8	9	10	
	Total	2	3	Medicare Supplement	Vision Only	Dental Only	Federal Employees Health Benefit Plan	Title XVIII Medicare	Title XIX Medicaid	Other		
Total Members at end of:												
1. Prior Year	2,935	0	2,935	0	0	0	0	0	0	0		
2. First Quarter	2,950	0	2,950	0	0	0	0	0	0	0		
3. Second Quarter	2,887	0	2,887	0	0	0	0	0	0	0		
4. Third Quarter	3,070	0	3,070	0	0	0	0	0	0	0		
5. Current Year	2,883	0	2,883	0	0	0	0	0	0	0		
6. Current Year Member Months	35,246	0	35,246	0	0	0	0	0	0	0		
Total Member Ambulatory Encounters for Year:												
7. Physician	26,101	0	26,101	0	0	0	0	0	0	0		
8. Non-Physician	1,149	0	1,149	0	0	0	0	0	0	0		
9. Total	27,250	0	27,250	0	0	0	0	0	0	0		
10. Hospital Patient Days Incurred	598	0	598	0	0	0	0	0	0	0		
11. Number of Inpatient Admissions	165	0	165	0	0	0	0	0	0	0		
12. Health Premiums Written (b)	18,550,873	0	18,550,873	0	0	0	0	0	0	0		
13. Life Premiums Direct	0	0	0	0	0	0	0	0	0	0		
14. Property/Casualty Premiums Written	0	0	0	0	0	0	0	0	0	0		
15. Health Premiums Earned	18,334,360	0	18,334,360	0	0	0	0	0	0	0		
16. Property/Casualty Premiums Earned	0	0	0	0	0	0	0	0	0	0		
17. Amount Paid for Provision of Health Care Services.....	14,574,959	0	14,627,128	0	0	0	0	(52,169)	0	0		
18. Amount Incurred for Provision of Health Care Services	15,235,741	0	15,288,023	0	0	0	0	(52,282)	0	0		

(a) For health business: number of persons insured under PPO managed care products0 and number of persons insured under indemnity only products0 .

(b) For health premiums written: amount of Medicare Title XVIII exempt from state taxes or fees \$0

30 VA



ANNUAL STATEMENT FOR THE YEAR 2021 OF THE UnitedHealthcare Plan of the River Valley, Inc.

EXHIBIT OF PREMIUMS, ENROLLMENT AND UTILIZATION (a)

REPORT FOR: 1. CORPORATION

UnitedHealthcare Plan of the River Valley, Inc.

2. Moline, IL

NAIC Group Code	0707	BUSINESS IN THE STATE OF	(LOCATION)										
			Grand Total			DURING THE YEAR				2021		NAIC Company Code	95378
			1	Comprehensive (Hospital & Medical)		4	5	6	7	8	9	10	
Total	2	3	Medicare Supplement	Vision Only	Dental Only	Federal Employees Health Benefit Plan	Title XVIII Medicare	Title XIX Medicaid	Other				
Total Members at end of:													
1. Prior Year	545,286	0	22,800	0	0	0	0	62,073	460,413	0			
2. First Quarter	566,986	14,171	20,756	0	0	0	0	63,348	468,711	0			
3. Second Quarter	571,600	13,400	20,464	0	0	0	0	64,387	473,349	0			
4. Third Quarter	579,346	13,812	19,985	0	0	0	0	65,361	480,188	0			
5. Current Year	588,566	14,358	18,832	0	0	0	0	65,234	490,142	0			
6. Current Year Member Months	6,874,079	170,832	242,111	0	0	0	0	771,457	5,689,679	0			
Total Member Ambulatory Encounters for Year:													
7. Physician	5,938,158	91,184	199,074	0	0	0	0	1,752,192	3,895,708	0			
8. Non-Physician	2,928,246	34,729	7,809	0	0	0	0	925,936	1,959,772	0			
9. Total	8,866,404	125,913	206,883	0	0	0	0	2,678,128	5,855,480	0			
10. Hospital Patient Days Incurred	1,511,304	4,562	2,947	0	0	0	0	107,205	1,396,590	0			
11. Number of Inpatient Admissions	105,627	1,713	812	0	0	0	0	16,137	86,965	0			
12. Health Premiums Written (b)	3,409,890,606	37,578,605	114,149,264	0	0	0	0	1,248,632,747	2,009,529,990	0			
13. Life Premiums Direct	0	0	0	0	0	0	0	0	0	0			
14. Property/Casualty Premiums Written	0	0	0	0	0	0	0	0	0	0			
15. Health Premiums Earned	3,285,674,112	37,578,605	112,447,463	0	0	0	0	1,233,391,374	1,902,256,670	0			
16. Property/Casualty Premiums Earned	0	0	0	0	0	0	0	0	0	0			
17. Amount Paid for Provision of Health Care Services	2,588,051,061	21,686,092	84,696,538	0	0	0	(1,887)	960,704,727	1,520,965,591	0			
18. Amount Incurred for Provision of Health Care Services	2,598,403,615	24,713,206	83,705,759	0	0	0	12,406	954,716,387	1,535,255,857	0			

(a) For health business: number of persons insured under PPO managed care products0 and number of persons insured under indemnity only products0 .

(b) For health premiums written: amount of Medicare Title XVIII exempt from state taxes or fees \$1,248,632,747

30.GT

Schedule S - Part 1 - Section 2

NONE

Schedule S - Part 2

NONE

ANNUAL STATEMENT FOR THE YEAR 2021 OF THE UnitedHealthcare Plan of the River Valley, Inc.

SCHEDULE S - PART 3 - SECTION 2

Reinsurance Ceded Accident and Health Insurance Listed by Reinsuring Company as of December 31, Current Year

1 NAIC Company Code	2 ID Number	3 Effective Date	4 Name of Company	5 Domi- ciliary Juris- diction	6 Type of Reinsurance Ceded	7 Type of Business Ceded	8 Premiums	9 Unearned Premiums (Estimated)	10 Reserve Credit Taken Other than for Unearned Premiums	Outstanding Surplus Relief		13 Modified Coinsurance Reserve	14 Funds Withheld Under Coinsurance
										11 Current Year	12 Prior Year		
79413	36-2739571	07/01/2008	UnitedHealthcare Insurance Company	CT	OTH//G	CMM	117,434	0	0	0	0	0	0
79413	36-2739571	07/01/2008	UnitedHealthcare Insurance Company	CT	OTH//G	MC	1,907,925	0	0	0	0	0	0
79413	36-2739571	07/01/2008	UnitedHealthcare Insurance Company	CT	OTH//G	MR	1,253,175	0	0	0	0	0	0
79413	36-2739571	07/01/2008	UnitedHealthcare Insurance Company	CT	OTH//G	SCHIP	41,981	0	0	0	0	0	0
0299999. General Account - Authorized U.S. Affiliates - Other							3,320,515	0	0	0	0	0	0
0399999. Total General Account - Authorized U.S. Affiliates							3,320,515	0	0	0	0	0	0
0699999. Total General Account - Authorized Non-U.S. Affiliates							0	0	0	0	0	0	0
0799999. Total General Account - Authorized Affiliates							3,320,515	0	0	0	0	0	0
1099999. Total General Account - Authorized Non-Affiliates							0	0	0	0	0	0	0
1199999. Total General Account Authorized							3,320,515	0	0	0	0	0	0
1499999. Total General Account - Unauthorized U.S. Affiliates							0	0	0	0	0	0	0
1799999. Total General Account - Unauthorized Non-U.S. Affiliates							0	0	0	0	0	0	0
1899999. Total General Account - Unauthorized Affiliates							0	0	0	0	0	0	0
2199999. Total General Account - Unauthorized Non-Affiliates							0	0	0	0	0	0	0
2299999. Total General Account Unauthorized							0	0	0	0	0	0	0
2599999. Total General Account - Certified U.S. Affiliates							0	0	0	0	0	0	0
2899999. Total General Account - Certified Non-U.S. Affiliates							0	0	0	0	0	0	0
2999999. Total General Account - Certified Affiliates							0	0	0	0	0	0	0
3299999. Total General Account - Certified Non-Affiliates							0	0	0	0	0	0	0
3399999. Total General Account Certified							0	0	0	0	0	0	0
3699999. Total General Account - Reciprocal Jurisdiction U.S. Affiliates							0	0	0	0	0	0	0
3999999. Total General Account - Reciprocal Jurisdiction Non-U.S. Affiliates							0	0	0	0	0	0	0
4099999. Total General Account - Reciprocal Jurisdiction Affiliates							0	0	0	0	0	0	0
4399999. Total General Account - Reciprocal Jurisdiction Non-Affiliates							0	0	0	0	0	0	0
4499999. Total General Account Reciprocal Jurisdiction							0	0	0	0	0	0	0
4599999. Total General Account Authorized, Unauthorized, Reciprocal Jurisdiction and Certified							3,320,515	0	0	0	0	0	0
4899999. Total Separate Accounts - Authorized U.S. Affiliates							0	0	0	0	0	0	0
5199999. Total Separate Accounts - Authorized Non-U.S. Affiliates							0	0	0	0	0	0	0
5299999. Total Separate Accounts - Authorized Affiliates							0	0	0	0	0	0	0
5599999. Total Separate Accounts - Authorized Non-Affiliates							0	0	0	0	0	0	0
5699999. Total Separate Accounts Authorized							0	0	0	0	0	0	0
5999999. Total Separate Accounts - Unauthorized U.S. Affiliates							0	0	0	0	0	0	0
6299999. Total Separate Accounts - Unauthorized Non-U.S. Affiliates							0	0	0	0	0	0	0
6399999. Total Separate Accounts - Unauthorized Affiliates							0	0	0	0	0	0	0
6699999. Total Separate Accounts - Unauthorized Non-Affiliates							0	0	0	0	0	0	0
6799999. Total Separate Accounts Unauthorized							0	0	0	0	0	0	0
7099999. Total Separate Accounts - Certified U.S. Affiliates							0	0	0	0	0	0	0
7399999. Total Separate Accounts - Certified Non-U.S. Affiliates							0	0	0	0	0	0	0
7499999. Total Separate Accounts - Certified Affiliates							0	0	0	0	0	0	0
7799999. Total Separate Accounts - Certified Non-Affiliates							0	0	0	0	0	0	0
7899999. Total Separate Accounts Certified							0	0	0	0	0	0	0
8199999. Total Separate Accounts - Reciprocal Jurisdiction U.S. Affiliates							0	0	0	0	0	0	0
8499999. Total Separate Accounts - Reciprocal Jurisdiction Non-U.S. Affiliates							0	0	0	0	0	0	0
8599999. Total Separate Accounts - Reciprocal Jurisdiction Affiliates							0	0	0	0	0	0	0
8899999. Total Separate Accounts - Reciprocal Jurisdiction Non-Affiliates							0	0	0	0	0	0	0
8999999. Total Separate Accounts Reciprocal Jurisdiction							0	0	0	0	0	0	0
9099999. Total Separate Accounts Authorized, Unauthorized, Reciprocal Jurisdiction and Certified							0	0	0	0	0	0	0
9199999. Total U.S. (Sum of 0399999, 0899999, 1499999, 1999999, 2599999, 3099999, 3699999, 4199999, 4899999, 5399999, 5999999, 6499999, 7099999, 7599999, 8199999 and 8699999)							3,320,515	0	0	0	0	0	0
9299999. Total Non-U.S. (Sum of 0699999, 0999999, 1799999, 2099999, 2899999, 3199999, 3999999, 4299999, 5199999, 5499999, 6299999, 6599999, 7399999, 7699999, 8499999 and 8799999)							0	0	0	0	0	0	0
9999999 - Totals							3,320,515	0	0	0	0	0	0

Schedule S - Part 4

NONE

Schedule S - Part 4 - Bank Footnote

NONE

Schedule S - Part 5

NONE

Schedule S - Part 5 - Bank Footnote

NONE

SCHEDULE S - PART 6

Five Year Exhibit of Reinsurance Ceded Business (\$000 Omitted)

	1 2021	2 2020	3 2019	4 2018	5 2017
A. OPERATIONS ITEMS					
1. Premiums	159	130	169	223	193
2. Title XVIII - Medicare	1,253	1,161	1,087	913	794
3. Title XIX - Medicaid	1,908	1,997	3,466	4,974	3,094
4. Commissions and reinsurance expense allowance	0	0	0	0	0
5. Total hospital and medical expenses	0	0	0	0	0
B. BALANCE SHEET ITEMS					
6. Premiums receivable	234	258	329	554	481
7. Claims payable	0	0	0	0	0
8. Reinsurance recoverable on paid losses	0	0	0	0	0
9. Experience rating refunds due or unpaid	0	0	0	0	0
10. Commissions and reinsurance expense allowances due	0	0	0	0	0
11. Unauthorized reinsurance offset	0	0	0	0	0
12. Offset for reinsurance with Certified Reinsurers	0	0	0	0	0
C. UNAUTHORIZED REINSURANCE (DEPOSITS BY AND FUNDS WITHHELD FROM)					
13. Funds deposited by and withheld from (F)	0	0	0	0	0
14. Letters of credit (L)	0	0	0	0	0
15. Trust agreements (T)	0	0	0	0	0
16. Other (O)	0	0	0	0	0
D. REINSURANCE WITH CERTIFIED REINSURERS (DEPOSITS BY AND FUNDS WITHHELD FROM)					
17. Multiple Beneficiary Trust	0	0	0	0	0
18. Funds deposited by and withheld from (F)	0	0	0	0	0
19. Letters of credit (L)	0	0	0	0	0
20. Trust agreements (T)	0	0	0	0	0
21. Other (O)	0	0	0	0	0

SCHEDULE S - PART 7

Restatement of Balance Sheet to Identify Net Credit For Ceded Reinsurance

	1 As Reported (net of ceded)	2 Restatement Adjustments	3 Restated (gross of ceded)
ASSETS (Page 2, Col. 3)			
1. Cash and invested assets (Line 12)	996,263,219	0	996,263,219
2. Accident and health premiums due and unpaid (Line 15)	55,167,506	0	55,167,506
3. Amounts recoverable from reinsurers (Line 16.1)	0	0	0
4. Net credit for ceded reinsurance	XXX	(234,355)	(234,355)
5. All other admitted assets (Balance)	147,785,105	0	147,785,105
6. Total assets (Line 28)	1,199,215,830	(234,355)	1,198,981,475
LIABILITIES, CAPITAL AND SURPLUS (Page 3)			
7. Claims unpaid (Line 1)	307,223,007	0	307,223,007
8. Accrued medical incentive pool and bonus payments (Line 2)	4,916,624	0	4,916,624
9. Premiums received in advance (Line 8)	2,347,533	0	2,347,533
10. Funds held under reinsurance treaties with authorized and unauthorized reinsurers (Line 19 first inset amount plus second inset amount)	0	0	0
11. Reinsurance in unauthorized companies (Line 20 minus inset amount)	0	0	0
12. Reinsurance with Certified Reinsurers (Line 20 inset amount)	0	0	0
13. Funds held under reinsurance treaties with Certified Reinsurers (Line 19 third inset amount)	0	0	0
14. All other liabilities (Balance)	462,112,619	(234,355)	461,878,264
15. Total liabilities (Line 24)	776,599,783	(234,355)	776,365,428
16. Total capital and surplus (Line 33)	422,616,047	XXX	422,616,047
17. Total liabilities, capital and surplus (Line 34)	1,199,215,830	(234,355)	1,198,981,475
NET CREDIT FOR CEDED REINSURANCE			
18. Claims unpaid	0		
19. Accrued medical incentive pool	0		
20. Premiums received in advance	0		
21. Reinsurance recoverable on paid losses	0		
22. Other ceded reinsurance recoverables	0		
23. Total ceded reinsurance recoverables	0		
24. Premiums receivable	0		
25. Funds held under reinsurance treaties with authorized and unauthorized reinsurers	0		
26. Unauthorized reinsurance	0		
27. Reinsurance with Certified Reinsurers	0		
28. Funds held under reinsurance treaties with Certified Reinsurers	0		
29. Other ceded reinsurance payables/offsets	234,355		
30. Total ceded reinsurance payables/offsets	234,355		
31. Total net credit for ceded reinsurance	(234,355)		

SCHEDULE T PREMIUMS AND OTHER CONSIDERATIONS

Allocated by States and Territories

States, etc.	1 Active Status (a)	Direct Business Only									
		2 Accident and Health Premiums	3 Medicare Title XVIII	4 Medicaid Title XIX	5 CHIP Title XXI	6 Federal Employees Health Benefits Program Premiums	7 Life and Annuity Premiums & Other Considerations	8 Property/Casualty Premiums	9 Total Columns 2 Through 8	10 Deposit-Type Contracts	
1. Alabama	AL	N	.0	.0	.0	.0	.0	.0	.0	.0	.0
2. Alaska	AK	N	.0	.0	.0	.0	.0	.0	.0	.0	.0
3. Arizona	AZ	N	.0	.0	.0	.0	.0	.0	.0	.0	.0
4. Arkansas	AR	N	.0	.0	.0	.0	.0	.0	.0	.0	.0
5. California	CA	N	.0	.0	.0	.0	.0	.0	.0	.0	.0
6. Colorado	CO	N	.0	.0	.0	.0	.0	.0	.0	.0	.0
7. Connecticut	CT	N	.0	.0	.0	.0	.0	.0	.0	.0	.0
8. Delaware	DE	N	.0	.0	.0	.0	.0	.0	.0	.0	.0
9. District of Columbia	DC	N	.0	.0	.0	.0	.0	.0	.0	.0	.0
10. Florida	FL	N	.0	.0	.0	.0	.0	.0	.0	.0	.0
11. Georgia	GA	N	.0	.0	.0	.0	.0	.0	.0	.0	.0
12. Hawaii	HI	N	.0	.0	.0	.0	.0	.0	.0	.0	.0
13. Idaho	ID	N	.0	.0	.0	.0	.0	.0	.0	.0	.0
14. Illinois	IL	L	6,235,352	(4)	.0	.0	.0	.0	6,235,348	.0	.0
15. Indiana	IN	N	.0	.0	.0	.0	.0	.0	.0	.0	.0
16. Iowa	IA	L	88,672,668	.0	(15,154)	2,530,738	.0	.0	91,188,252	.0	.0
17. Kansas	KS	N	.0	.0	.0	.0	.0	.0	.0	.0	.0
18. Kentucky	KY	N	.0	.0	.0	.0	.0	.0	.0	.0	.0
19. Louisiana	LA	N	.0	.0	.0	.0	.0	.0	.0	.0	.0
20. Maine	ME	N	.0	.0	.0	.0	.0	.0	.0	.0	.0
21. Maryland	MD	N	.0	.0	.0	.0	.0	.0	.0	.0	.0
22. Massachusetts	MA	N	.0	.0	.0	.0	.0	.0	.0	.0	.0
23. Michigan	MI	N	.0	.0	.0	.0	.0	.0	.0	.0	.0
24. Minnesota	MN	N	.0	.0	.0	.0	.0	.0	.0	.0	.0
25. Mississippi	MS	N	.0	.0	.0	.0	.0	.0	.0	.0	.0
26. Missouri	MO	N	.0	.0	.0	.0	.0	.0	.0	.0	.0
27. Montana	MT	N	.0	.0	.0	.0	.0	.0	.0	.0	.0
28. Nebraska	NE	N	.0	.0	.0	.0	.0	.0	.0	.0	.0
29. Nevada	NV	N	.0	.0	.0	.0	.0	.0	.0	.0	.0
30. New Hampshire	NH	N	.0	.0	.0	.0	.0	.0	.0	.0	.0
31. New Jersey	NJ	N	.0	.0	.0	.0	.0	.0	.0	.0	.0
32. New Mexico	NM	N	.0	.0	.0	.0	.0	.0	.0	.0	.0
33. New York	NY	N	.0	.0	.0	.0	.0	.0	.0	.0	.0
34. North Carolina	NC	N	.0	.0	.0	.0	.0	.0	.0	.0	.0
35. North Dakota	ND	N	.0	.0	.0	.0	.0	.0	.0	.0	.0
36. Ohio	OH	N	.0	.0	.0	.0	.0	.0	.0	.0	.0
37. Oklahoma	OK	N	.0	.0	.0	.0	.0	.0	.0	.0	.0
38. Oregon	OR	N	.0	.0	.0	.0	.0	.0	.0	.0	.0
39. Pennsylvania	PA	N	.0	.0	.0	.0	.0	.0	.0	.0	.0
40. Rhode Island	RI	N	.0	.0	.0	.0	.0	.0	.0	.0	.0
41. South Carolina	SC	N	.0	.0	.0	.0	.0	.0	.0	.0	.0
42. South Dakota	SD	N	.0	.0	.0	.0	.0	.0	.0	.0	.0
43. Tennessee	TN	L	690,371	1,248,632,751	2,009,545,144	35,047,867	.0	.0	3,293,916,133	.0	.0
44. Texas	TX	N	.0	.0	.0	.0	.0	.0	.0	.0	.0
45. Utah	UT	N	.0	.0	.0	.0	.0	.0	.0	.0	.0
46. Vermont	VT	N	.0	.0	.0	.0	.0	.0	.0	.0	.0
47. Virginia	VA	L	18,550,873	.0	.0	.0	.0	.0	18,550,873	.0	.0
48. Washington	WA	N	.0	.0	.0	.0	.0	.0	.0	.0	.0
49. West Virginia	WV	N	.0	.0	.0	.0	.0	.0	.0	.0	.0
50. Wisconsin	WI	N	.0	.0	.0	.0	.0	.0	.0	.0	.0
51. Wyoming	WY	N	.0	.0	.0	.0	.0	.0	.0	.0	.0
52. American Samoa	AS	N	.0	.0	.0	.0	.0	.0	.0	.0	.0
53. Guam	GU	N	.0	.0	.0	.0	.0	.0	.0	.0	.0
54. Puerto Rico	PR	N	.0	.0	.0	.0	.0	.0	.0	.0	.0
55. U.S. Virgin Islands	VI	N	.0	.0	.0	.0	.0	.0	.0	.0	.0
56. Northern Mariana Islands	MP	N	.0	.0	.0	.0	.0	.0	.0	.0	.0
57. Canada	CAN	N	.0	.0	.0	.0	.0	.0	.0	.0	.0
58. Aggregate Other Aliens	OT	XXX	.0	.0	.0	.0	.0	.0	.0	.0	.0
59. Subtotal	XXX	114,149,264	1,248,632,747	2,009,529,990	37,578,605	.0	.0	.0	3,409,890,606	.0	.0
60. Reporting Entity Contributions for Employee Benefit Plans	XXX	.0	.0	.0	.0	.0	.0	.0	.0	.0	.0
61. Totals (Direct Business)	XXX	114,149,264	1,248,632,747	2,009,529,990	37,578,605	.0	.0	.0	3,409,890,606	.0	.0
DETAILS OF WRITE-INS											
58001.	XXX										
58002.	XXX										
58003.	XXX										
58998. Summary of remaining write-ins for Line 58 from overflow page	XXX	.0	.0	.0	.0	.0	.0	.0	.0	.0	.0
58999. Totals (Lines 58001 through 58003 plus 58998)(Line 58 above)	XXX	0	0	0	0	0	0	0	0	0	0

(a) Active Status Counts:
 L - Licensed or Chartered - Licensed insurance carrier or domiciled RRG..... 4
 E - Eligible - Reporting entities eligible or approved to write surplus lines in the state..... 0
 N - None of the above - Not allowed to write business in the state..... 53
 R - Registered - Non-domiciled RRGs..... 0
 Q - Qualified - Qualified or accredited reinsurer..... 0

(b) Explanation of basis of allocation by states, premiums by state, etc.

Premiums are allocated by state based upon geographic market.

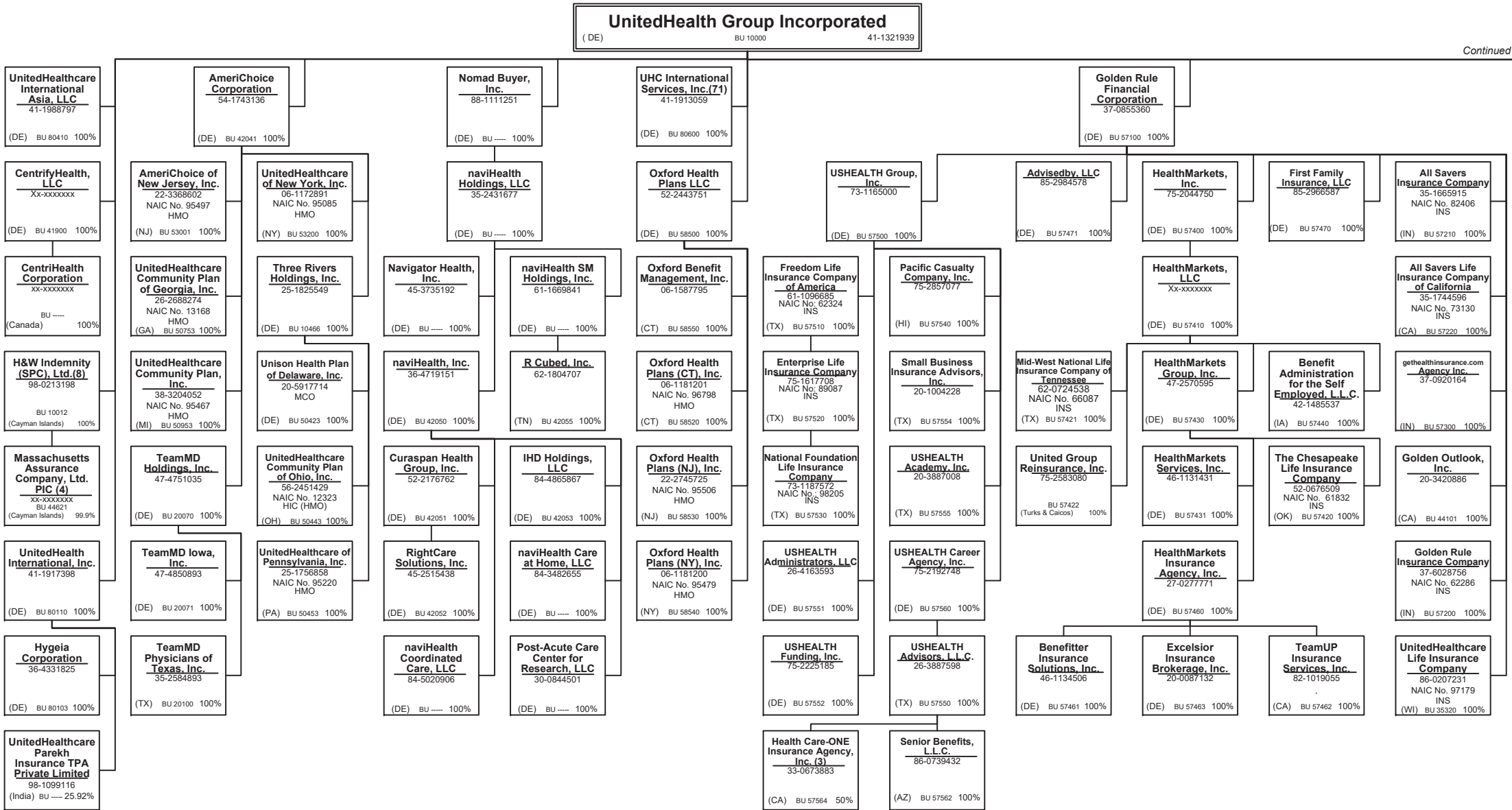
**SCHEDULE T - PART 2
INTERSTATE COMPACT - EXHIBIT OF PREMIUMS WRITTEN**

Allocated by States and Territories

States, Etc.	Direct Business Only					Totals
	1 Life (Group and Individual)	2 Annuities (Group and Individual)	3 Disability Income (Group and Individual)	4 Long-Term Care (Group and Individual)	5 Deposit-Type Contracts	
1. Alabama	AL					
2. Alaska	AK					
3. Arizona	AZ					
4. Arkansas	AR					
5. California	CA					
6. Colorado	CO					
7. Connecticut	CT					
8. Delaware	DE					
9. District of Columbia	DC					
10. Florida	FL					
11. Georgia	GA					
12. Hawaii	HI					
13. Idaho	ID					
14. Illinois	IL					
15. Indiana	IN					
16. Iowa	IA					
17. Kansas	KS					
18. Kentucky	KY					
19. Louisiana	LA					
20. Maine	ME					
21. Maryland	MD					
22. Massachusetts	MA					
23. Michigan	MI					
24. Minnesota	MN					
25. Mississippi	MS					
26. Missouri	MO					
27. Montana	MT					
28. Nebraska	NE					
29. Nevada	NV					
30. New Hampshire	NH					
31. New Jersey	NJ					
32. New Mexico	NM					
33. New York	NY					
34. North Carolina	NC					
35. North Dakota	ND					
36. Ohio	OH					
37. Oklahoma	OK					
38. Oregon	OR					
39. Pennsylvania	PA					
40. Rhode Island	RI					
41. South Carolina	SC					
42. South Dakota	SD					
43. Tennessee	TN					
44. Texas	TX					
45. Utah	UT					
46. Vermont	VT					
47. Virginia	VA					
48. Washington	WA					
49. West Virginia	WV					
50. Wisconsin	WI					
51. Wyoming	WY					
52. American Samoa	AS					
53. Guam	GU					
54. Puerto Rico	PR					
55. U.S. Virgin Islands	VI					
56. Northern Mariana Islands	MP					
57. Canada	CAN					
58. Aggregate Other Alien	OT					
59. Total						

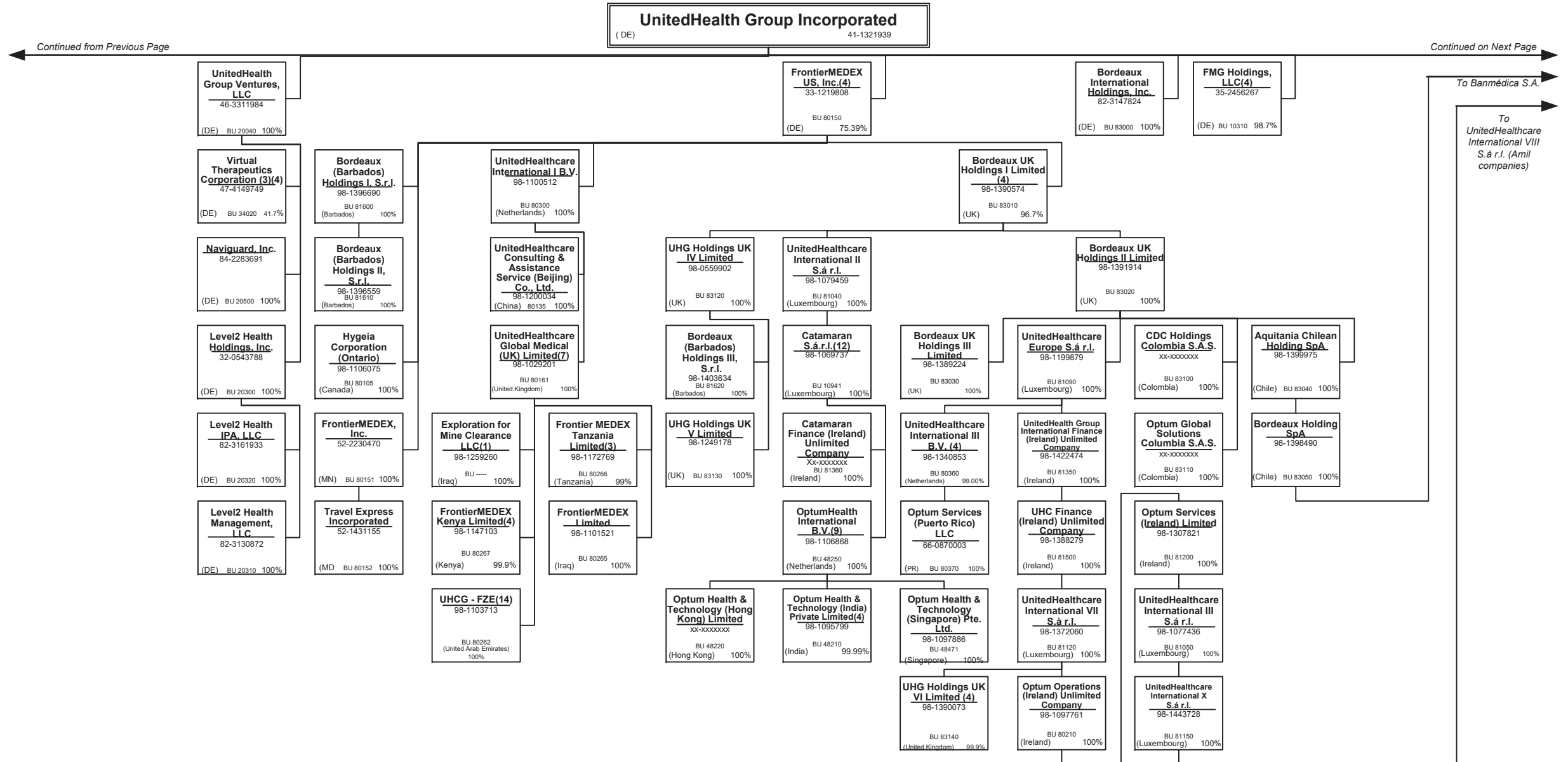
NONE

SCHEDULE Y – INFORMATION CONCERNING ACTIVITIES OF INSURER MEMBERS OF A HOLDING COMPANY GROUP
PART 1 – ORGANIZATIONAL CHART



Continued on Next Page

SCHEDULE Y – INFORMATION CONCERNING ACTIVITIES OF INSURER MEMBERS OF A HOLDING COMPANY GROUP
PART 1 – ORGANIZATIONAL CHART



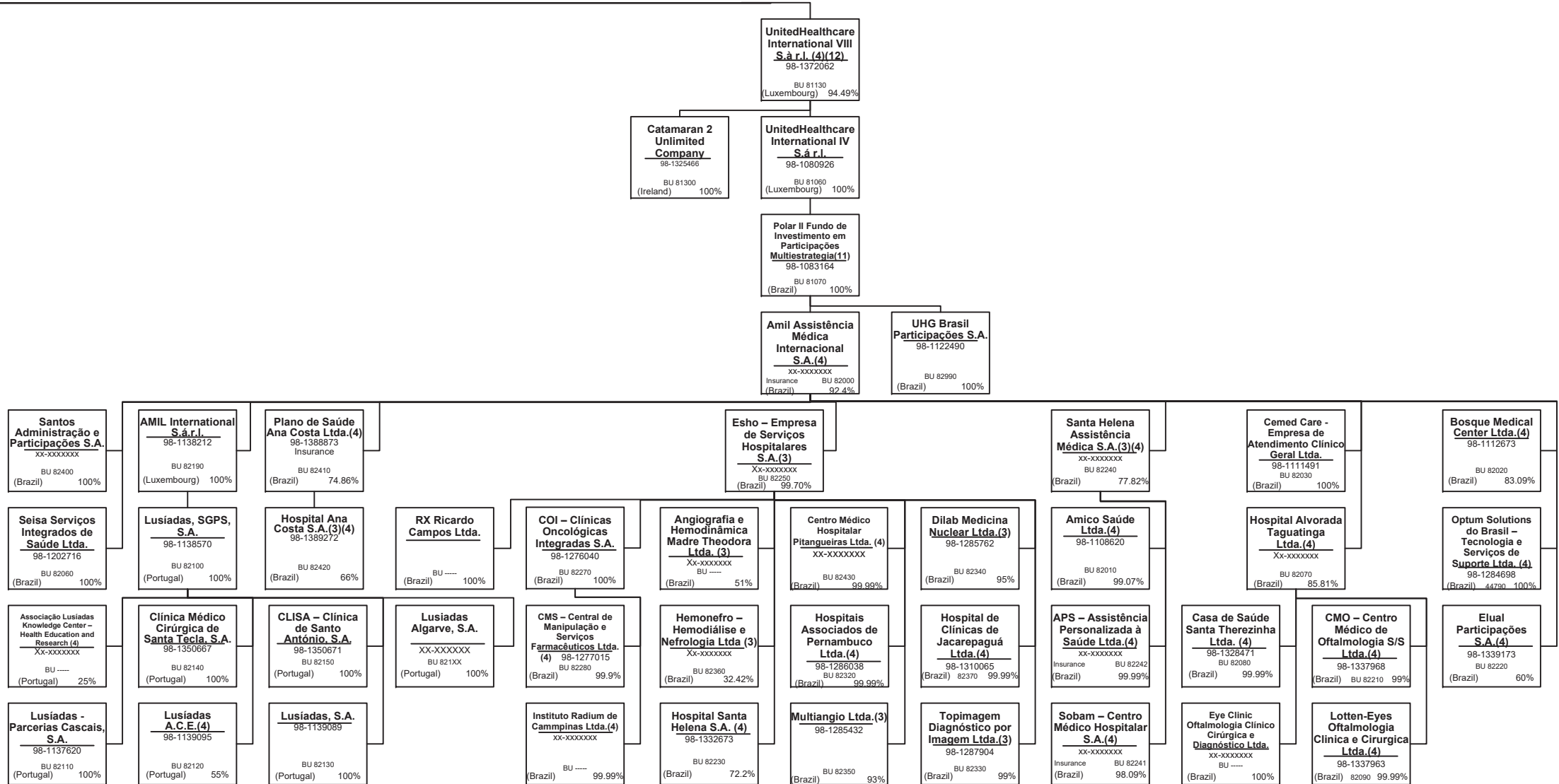
40.1

SCHEDULE Y – INFORMATION CONCERNING ACTIVITIES OF INSURER MEMBERS OF A HOLDING COMPANY GROUP
PART 1 – ORGANIZATIONAL CHART

UnitedHealth Group Incorporated
 (DE) 41-1321939

Continued from Previous Page

Continued on Next Page



SCHEDULE Y – INFORMATION CONCERNING ACTIVITIES OF INSURER MEMBERS OF A HOLDING COMPANY GROUP
PART 1 – ORGANIZATIONAL CHART

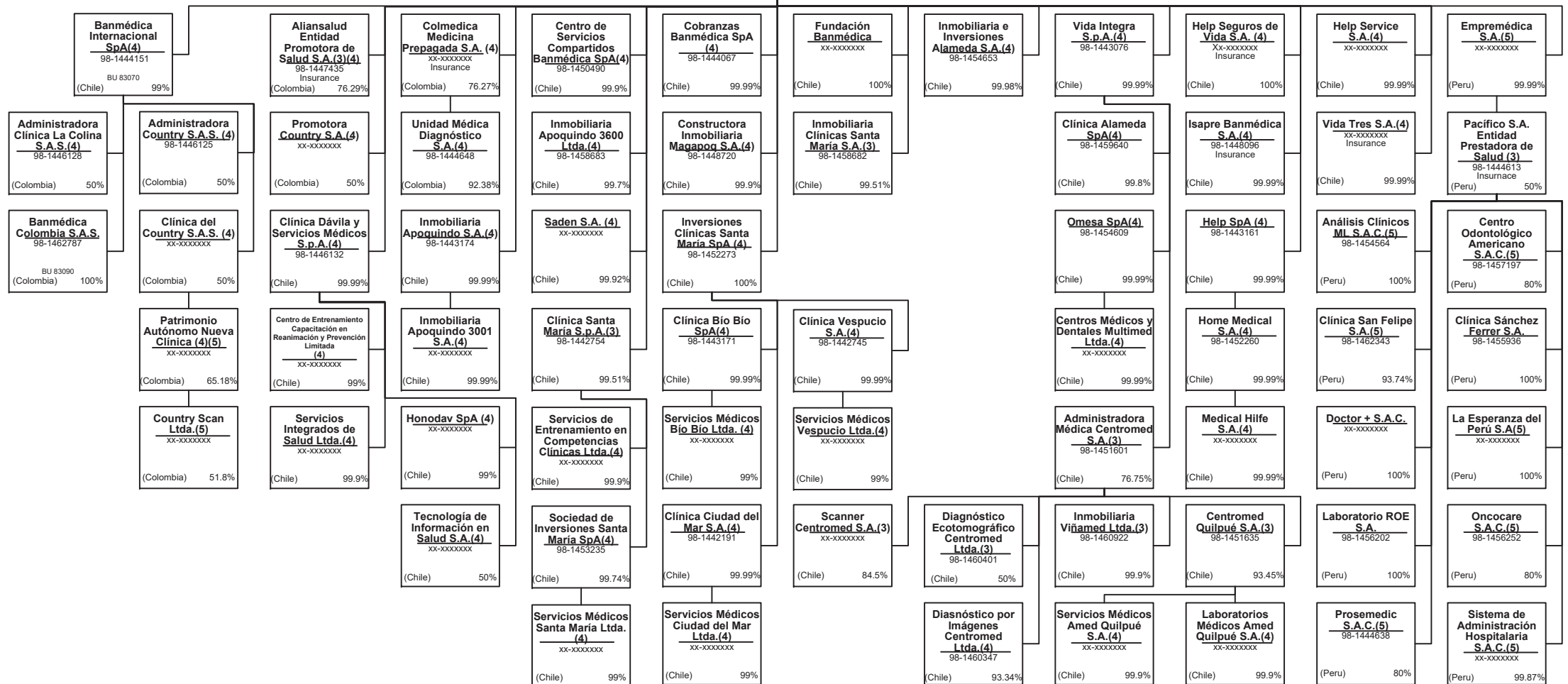
UnitedHealth Group Incorporated
 (DE) 41-1321939

Continued from Previous Page

United HealthCare Services, Inc.
 41-1289245
 (MN) BU 20020 100%

Continued on Next Page

Banmédica S.A.(3)
 98-1444127
 BU 83060
 (Chile) 99.39%

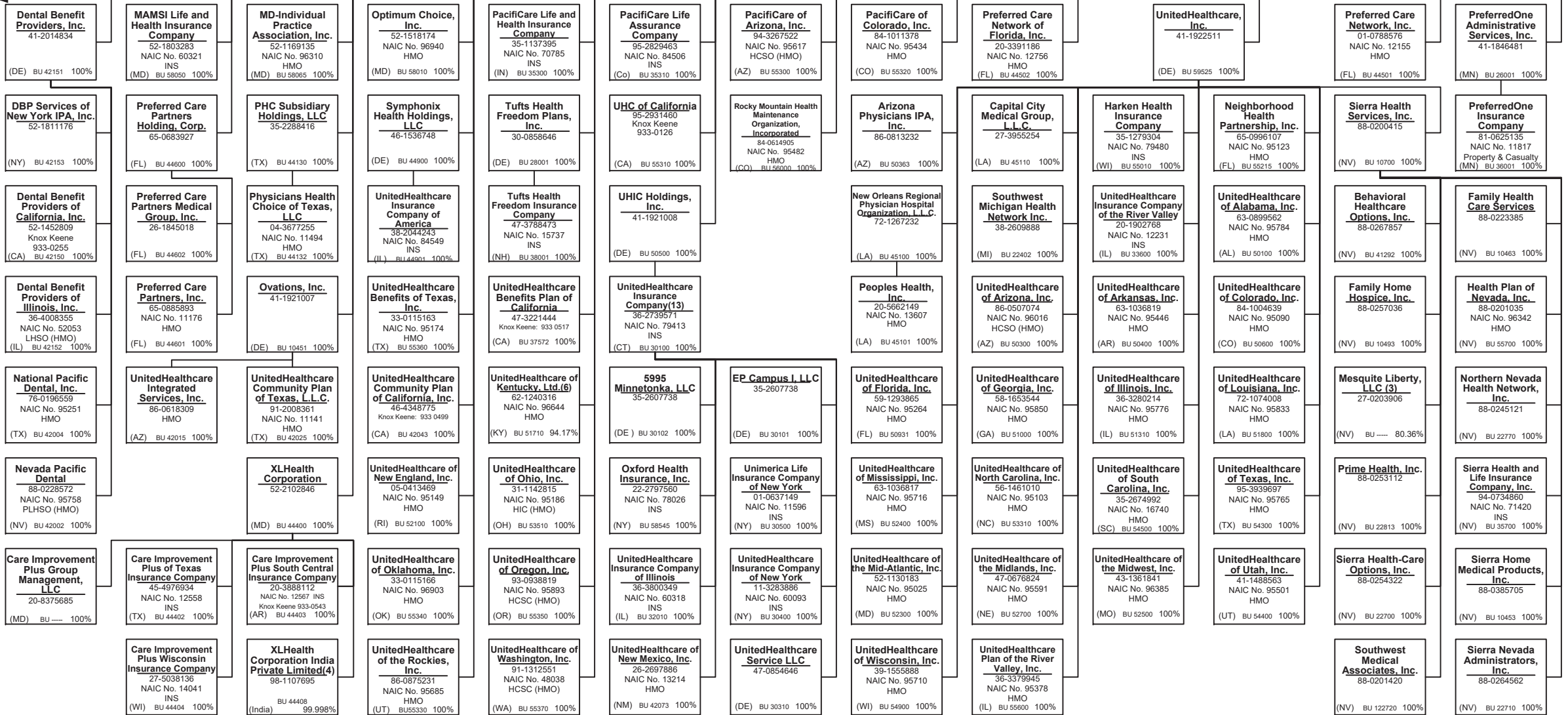


SCHEDULE Y – INFORMATION CONCERNING ACTIVITIES OF INSURER MEMBERS OF A HOLDING COMPANY GROUP
PART 1 – ORGANIZATIONAL CHART

United HealthCare Services, Inc.
 (MN) 41-1289245 100%

Continued from Previous Page

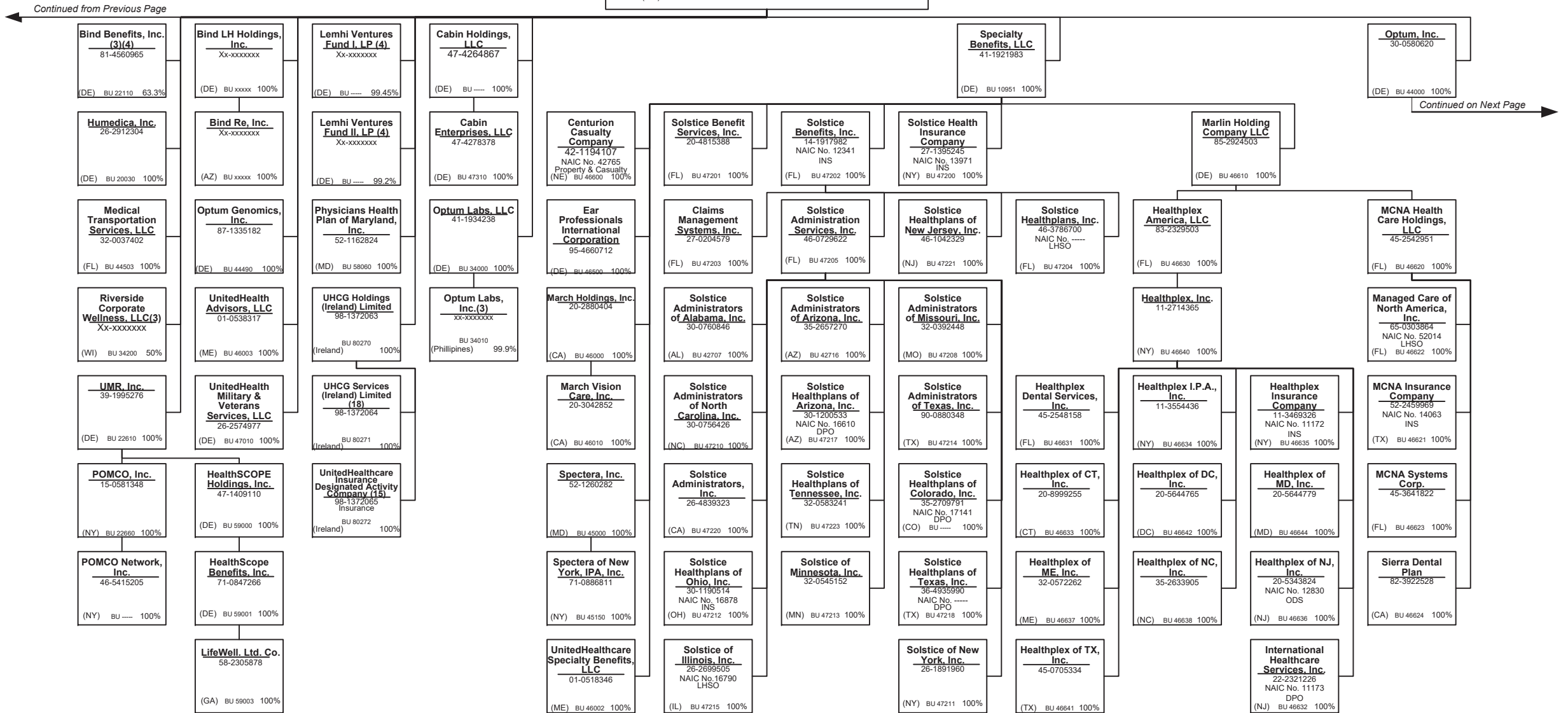
Continued on Next Page



40.4

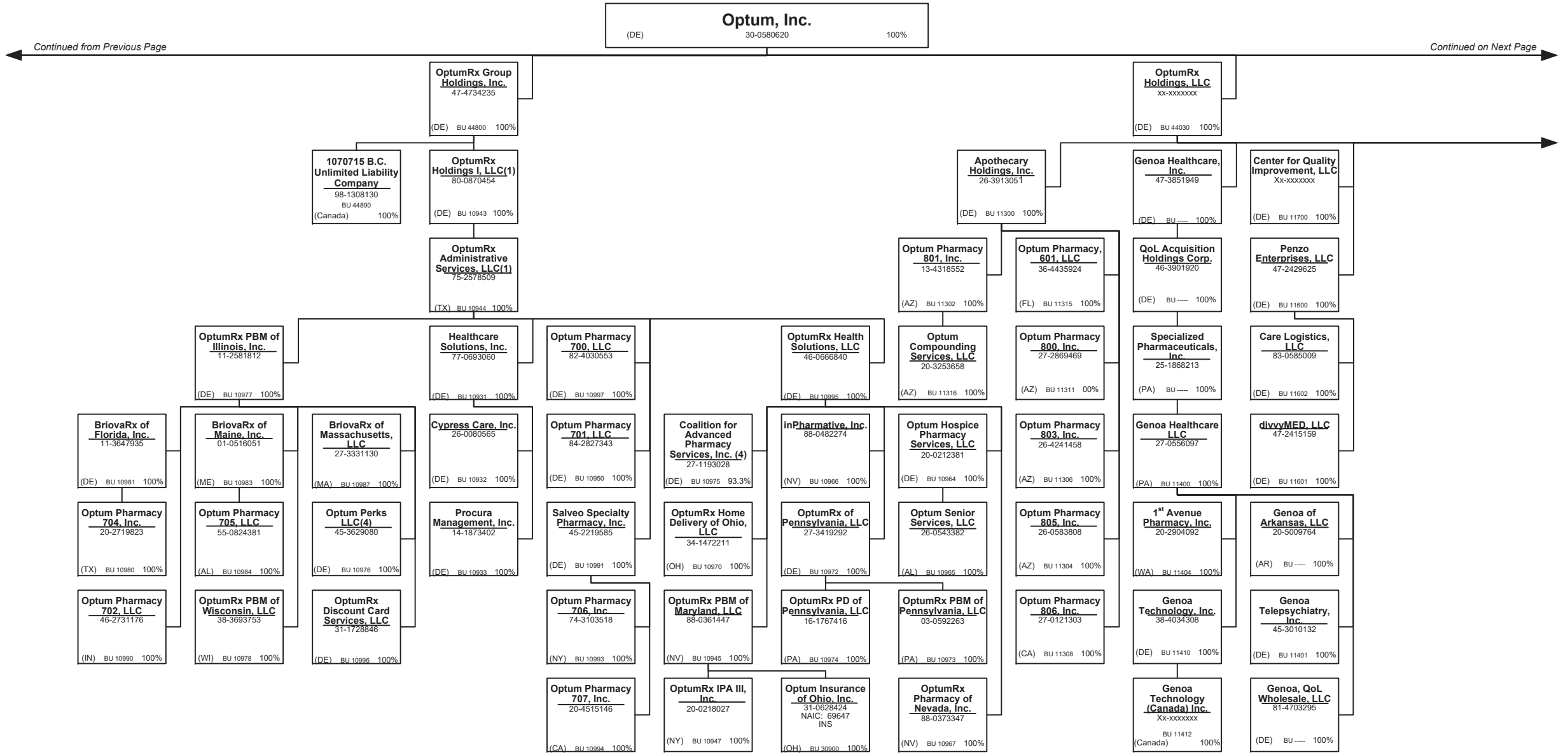
SCHEDULE Y – INFORMATION CONCERNING ACTIVITIES OF INSURER MEMBERS OF A HOLDING COMPANY GROUP
PART 1 – ORGANIZATIONAL CHART

United HealthCare Services, Inc.
 (MN) 41-1289245 100%



40.5

SCHEDULE Y – INFORMATION CONCERNING ACTIVITIES OF INSURER MEMBERS OF A HOLDING COMPANY GROUP
PART 1 – ORGANIZATIONAL CHART

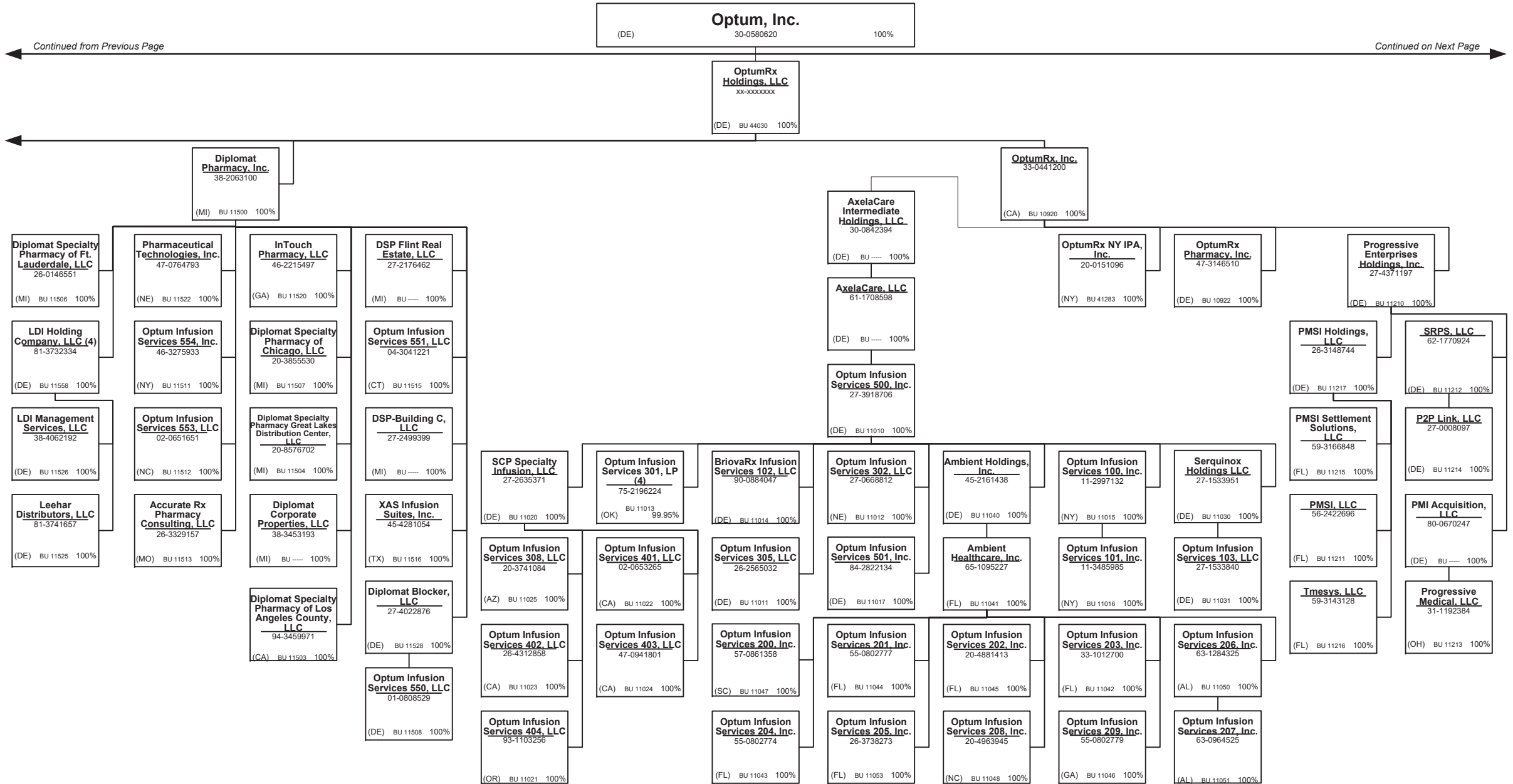


40.6

Continued from Previous Page

Continued on Next Page

SCHEDULE Y – INFORMATION CONCERNING ACTIVITIES OF INSURER MEMBERS OF A HOLDING COMPANY GROUP
PART 1 – ORGANIZATIONAL CHART

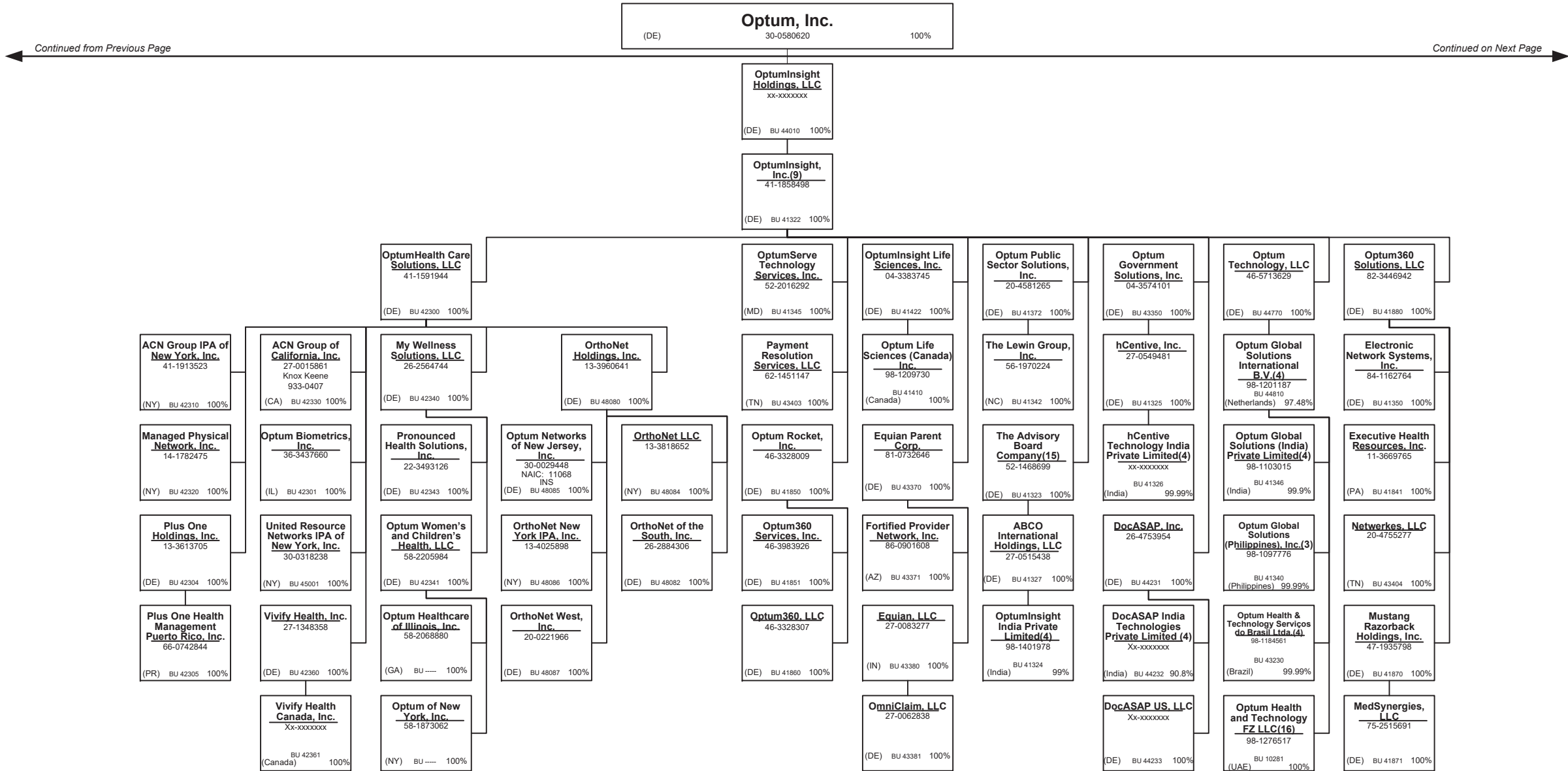


40.7

Continued from Previous Page

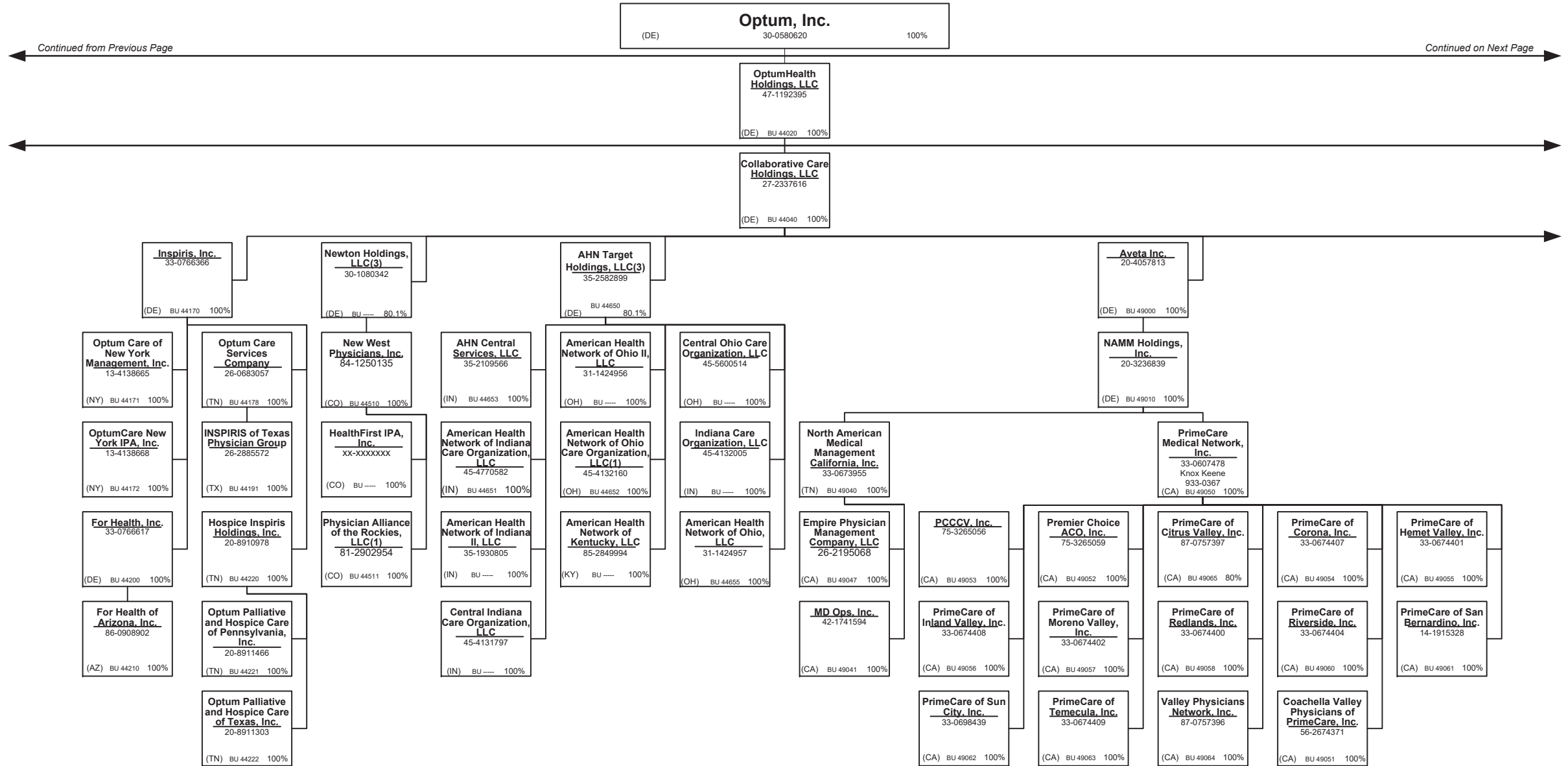
Continued on Next Page

SCHEDULE Y – INFORMATION CONCERNING ACTIVITIES OF INSURER MEMBERS OF A HOLDING COMPANY GROUP
PART 1 – ORGANIZATIONAL CHART



40.8

SCHEDULE Y – INFORMATION CONCERNING ACTIVITIES OF INSURER MEMBERS OF A HOLDING COMPANY GROUP
PART 1 – ORGANIZATIONAL CHART

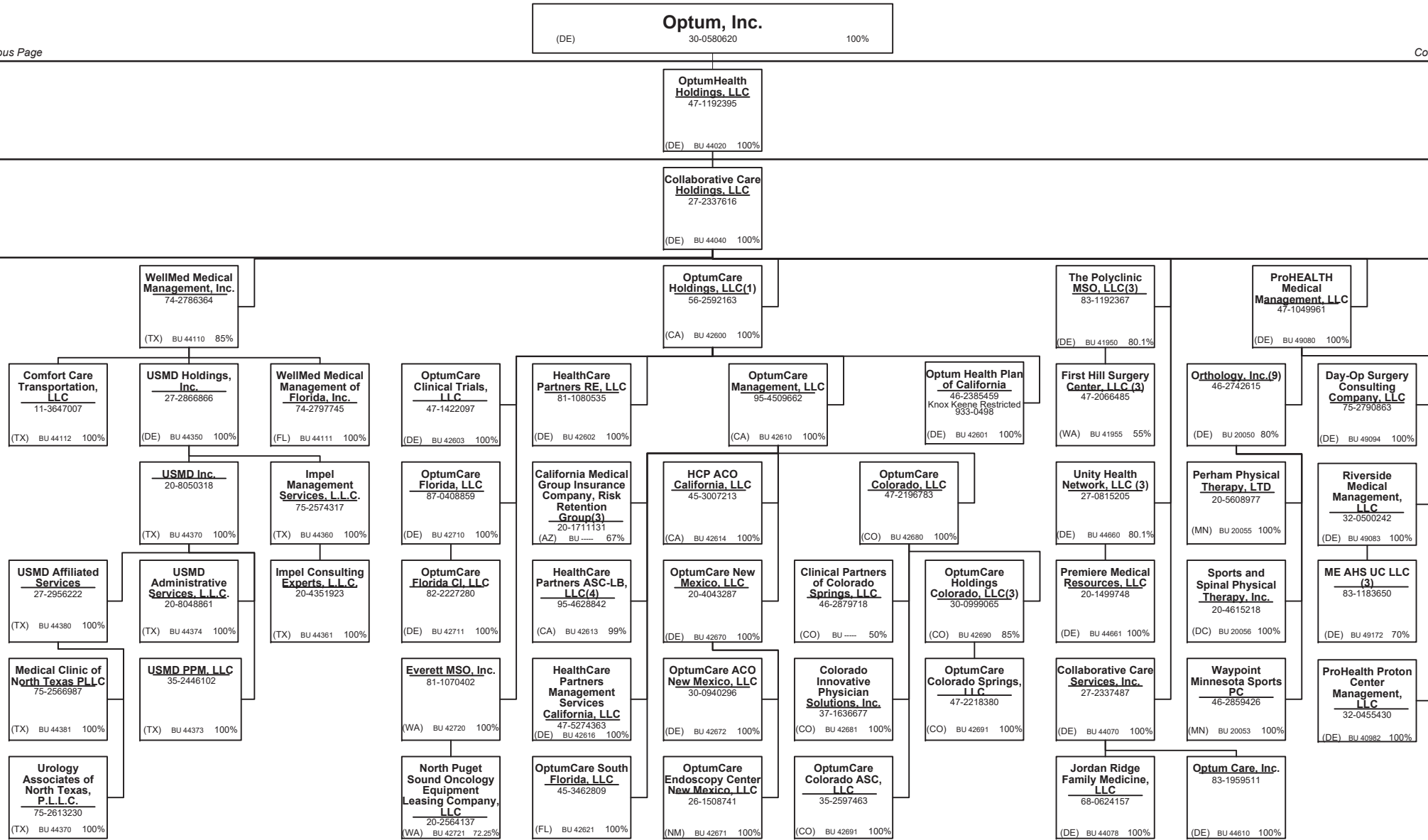


40.10

Continued from Previous Page

Continued on Next Page

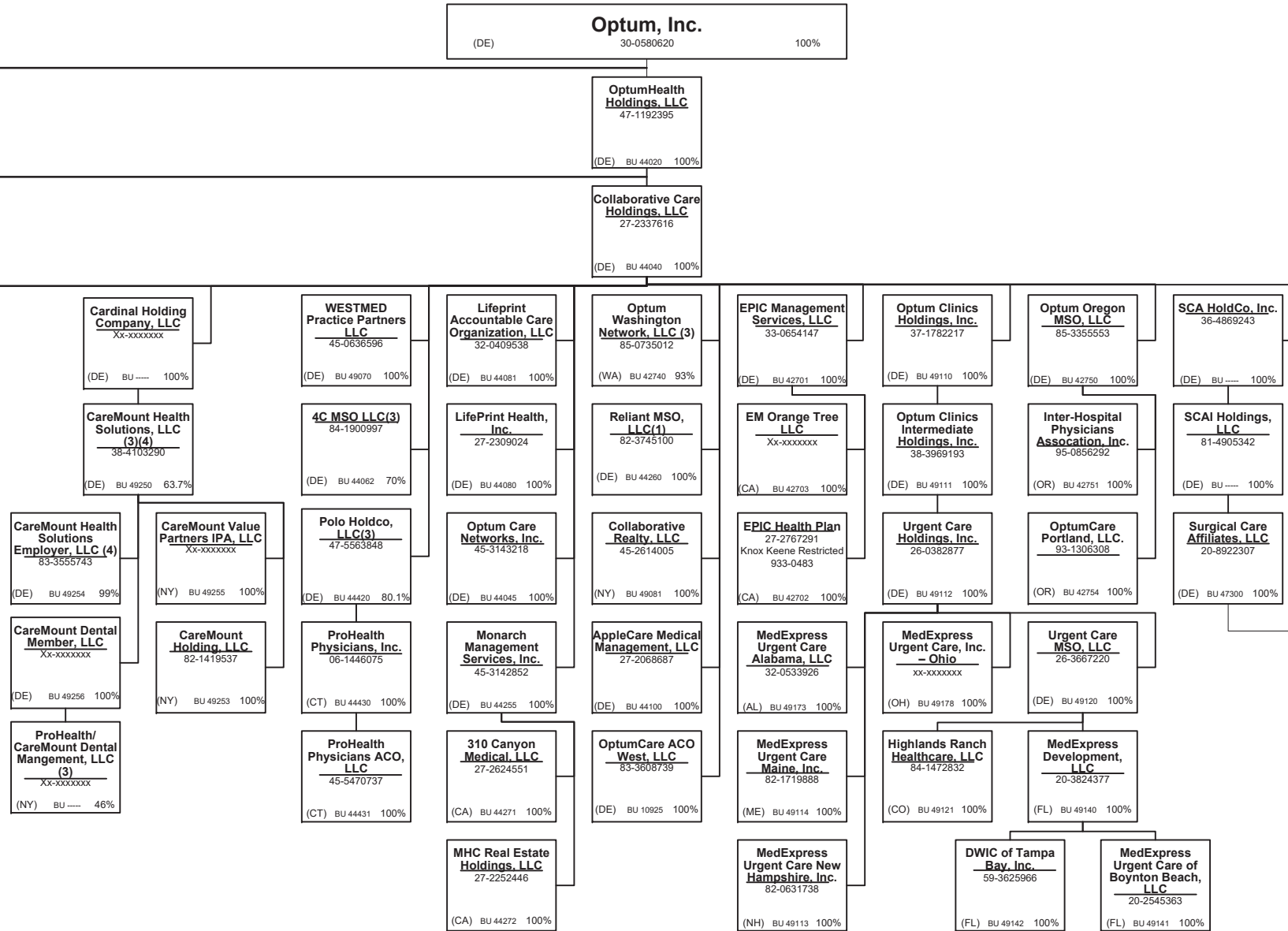
SCHEDULE Y – INFORMATION CONCERNING ACTIVITIES OF INSURER MEMBERS OF A HOLDING COMPANY GROUP
PART 1 – ORGANIZATIONAL CHART



Continued from Previous Page

Continued on Next Page

SCHEDULE Y – INFORMATION CONCERNING ACTIVITIES OF INSURER MEMBERS OF A HOLDING COMPANY GROUP
PART 1 – ORGANIZATIONAL CHART

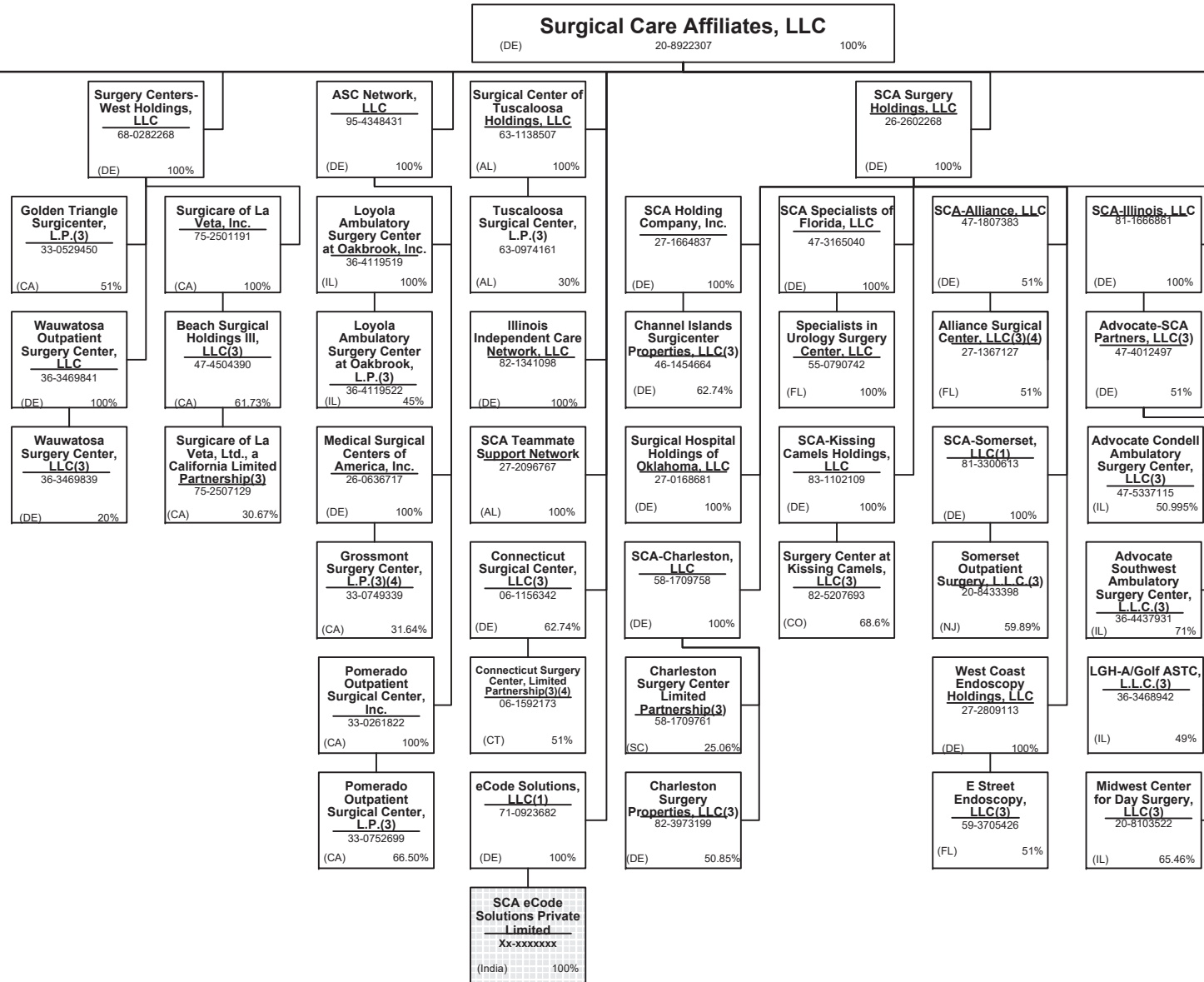


Continued from Previous Page

Continued on Next Page

40.12

SCHEDULE Y – INFORMATION CONCERNING ACTIVITIES OF INSURER MEMBERS OF A HOLDING COMPANY GROUP
PART 1 – ORGANIZATIONAL CHART



Continued from Previous Page

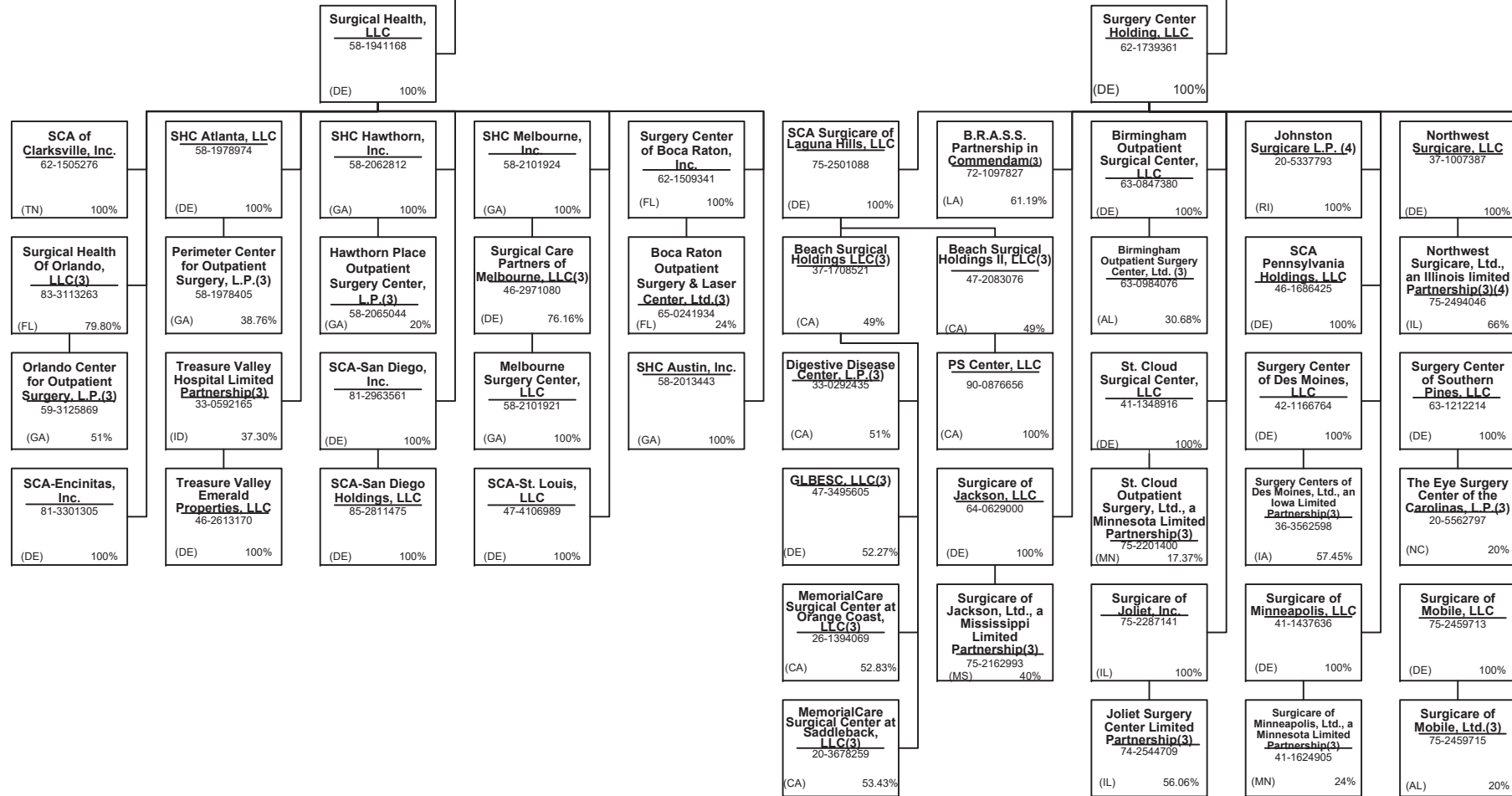
Continued on Next Page

SCHEDULE Y – INFORMATION CONCERNING ACTIVITIES OF INSURER MEMBERS OF A HOLDING COMPANY GROUP
PART 1 – ORGANIZATIONAL CHART

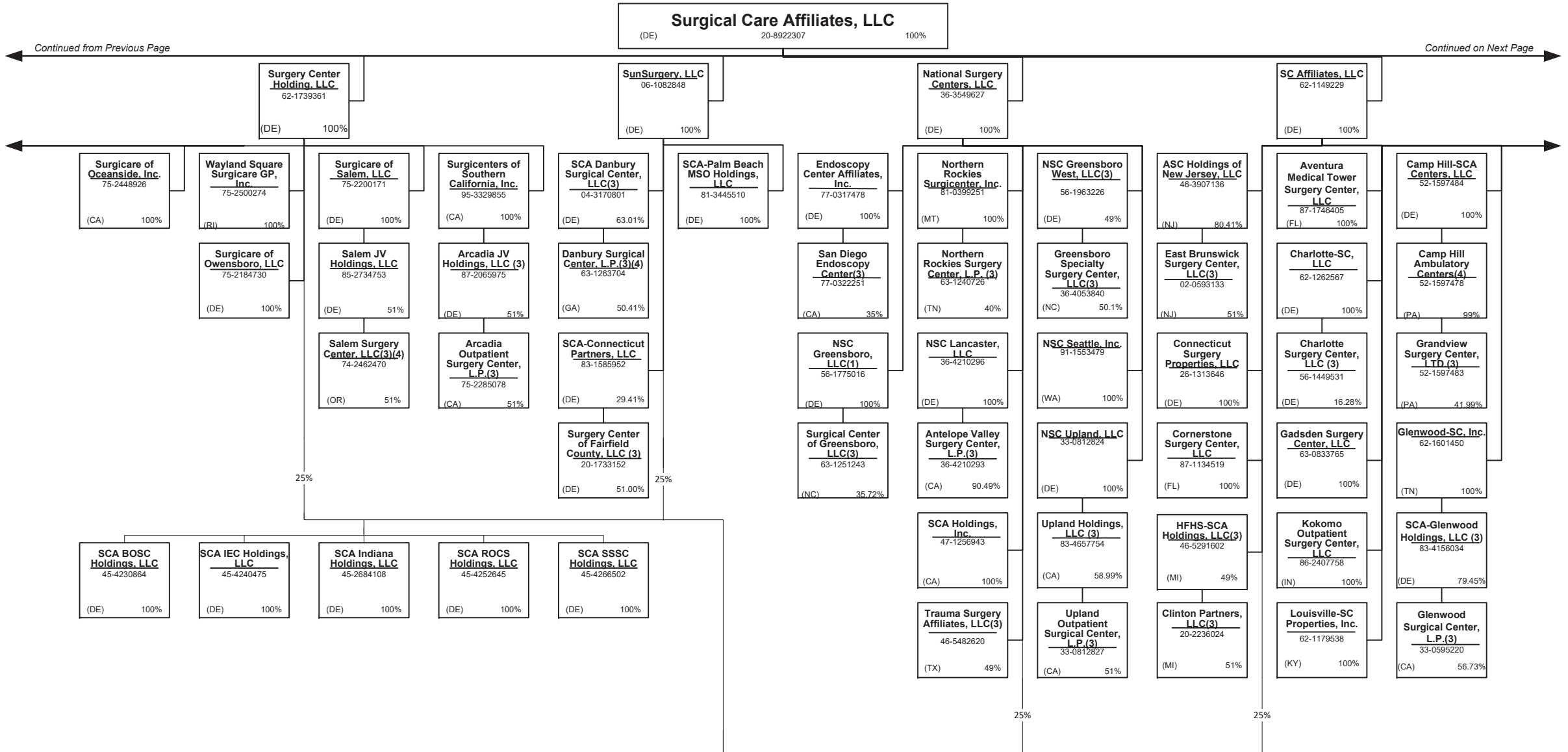
Surgical Care Affiliates, LLC
 (DE) 20-8922307 100%

Continued from Previous Page

Continued on Next Page

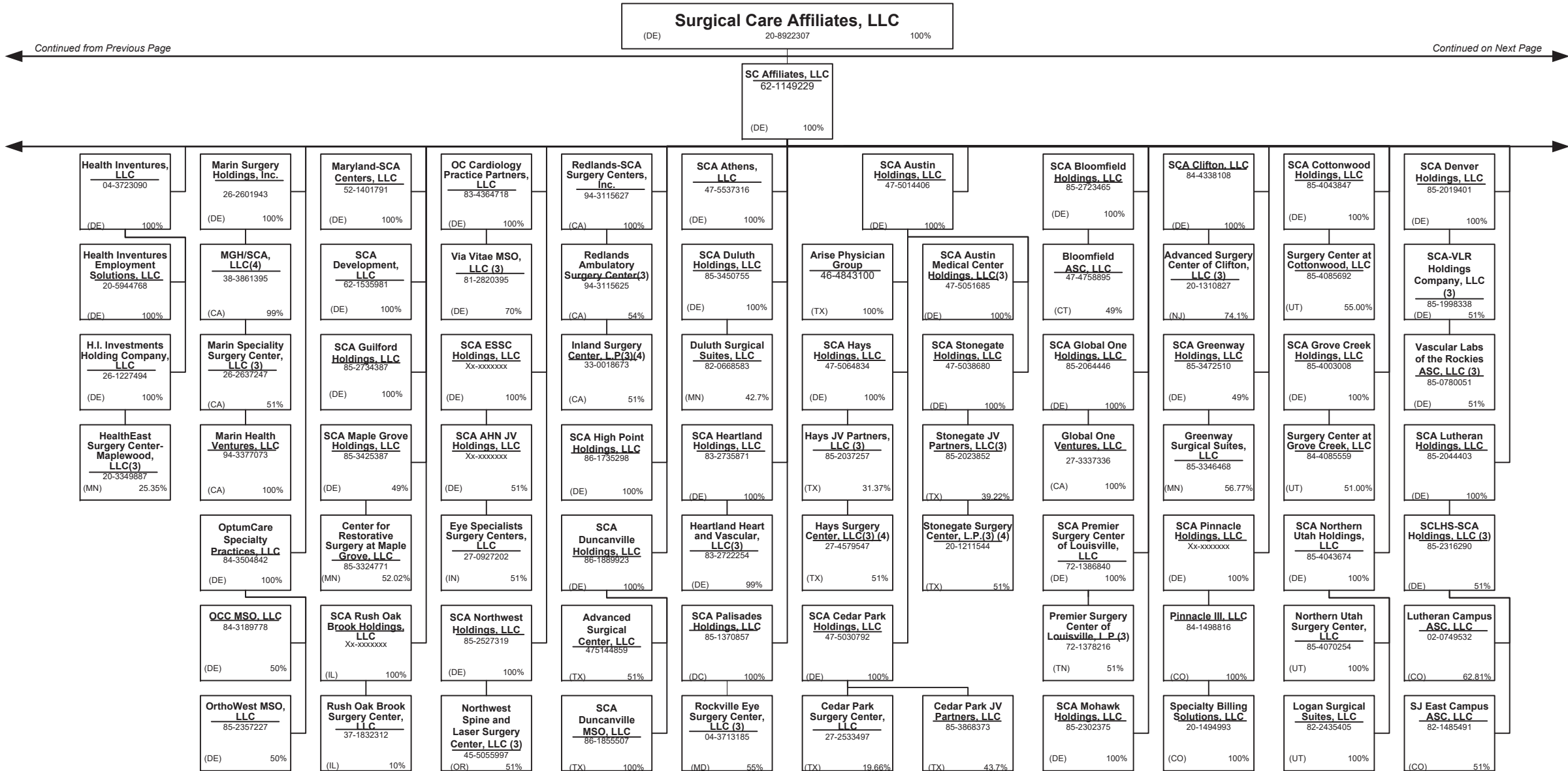


SCHEDULE Y – INFORMATION CONCERNING ACTIVITIES OF INSURER MEMBERS OF A HOLDING COMPANY GROUP
PART 1 – ORGANIZATIONAL CHART



40.15

SCHEDULE Y – INFORMATION CONCERNING ACTIVITIES OF INSURER MEMBERS OF A HOLDING COMPANY GROUP
PART 1 – ORGANIZATIONAL CHART



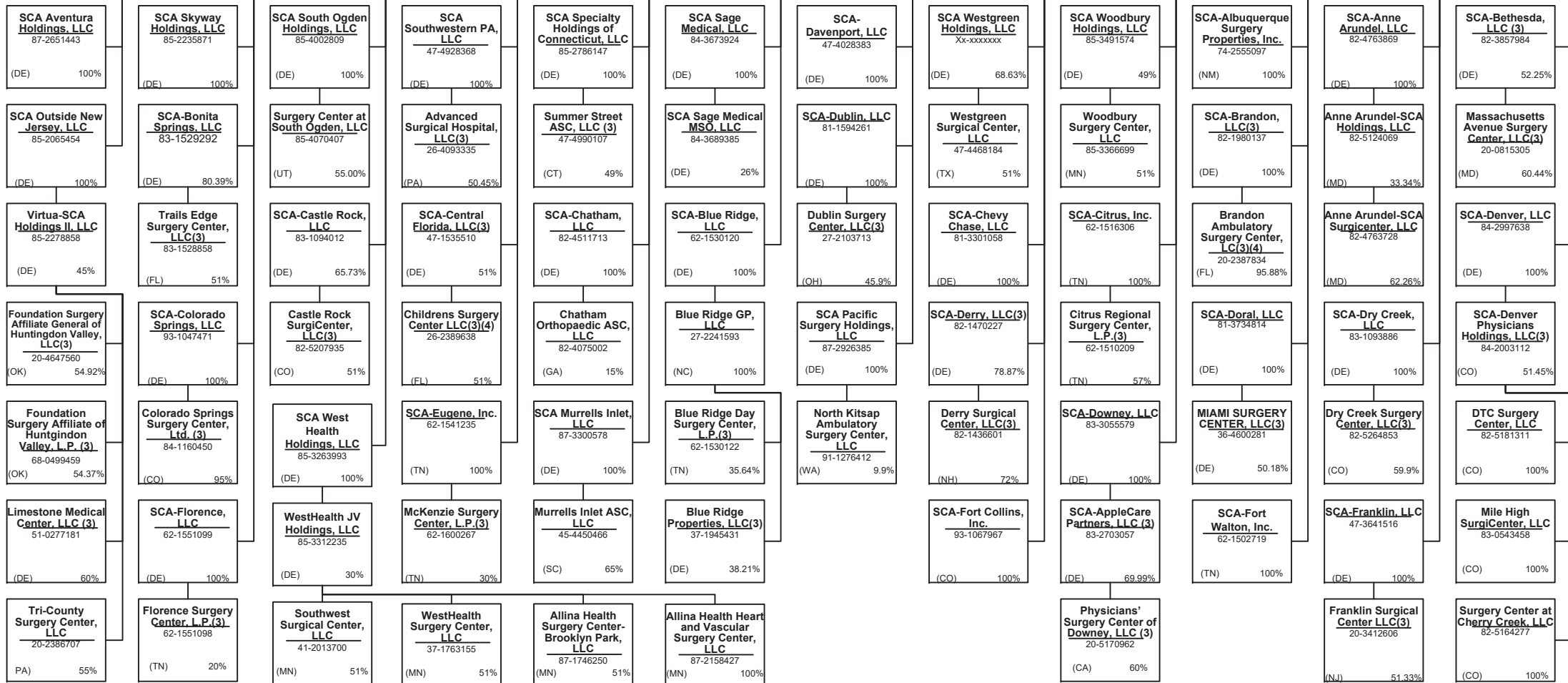
SCHEDULE Y – INFORMATION CONCERNING ACTIVITIES OF INSURER MEMBERS OF A HOLDING COMPANY GROUP
PART 1 – ORGANIZATIONAL CHART

Surgical Care Affiliates, LLC
 (DE) 20-8922307 100%

Continued from Previous Page

Continued on Next Page

SC Affiliates, LLC
 62-1149229
 (DE) 100%




SCHEDULE Y – INFORMATION CONCERNING ACTIVITIES OF INSURER MEMBERS OF A HOLDING COMPANY GROUP
PART 1 – ORGANIZATIONAL CHART

Surgical Care Affiliates, LLC
 (DE) 20-8922307 100%

SC Affiliates, LLC
 62-1149229
 (DE) 100%

Continued from Previous Page

Continued on Next Page



SCHEDULE Y – INFORMATION CONCERNING ACTIVITIES OF INSURER MEMBERS OF A HOLDING COMPANY GROUP
PART 1 – ORGANIZATIONAL CHART

Surgical Care Affiliates, LLC
 (DE) 20-8922307 100%

Continued from Previous Page

Continued on Next Page

SC Affiliates, LLC
 62-1149229
 (DE) 100%

SCA-Portland, LLC
 81-4139195
 (DE) 100%

SCA-Surgicare, LLC
 81-4371453
 (DE) 100%

SCA-Verta, LLC
 82-1987225
 (DE) 100%

SCA-Wake Forest, LLC
 82-2294882
 (DE) 100%

SCA-Western Connecticut, LLC(3)
 82-1449412
 (DE) 67%

Surgery Center of Muskogee, LLC
 63-1194204
 (DE) 100%

SCA-Winter Park, Inc.
 62-1525777
 (TN) 100%

SCA-Woodlands Holdings, LLC
 82-3528300
 (DE) 100%

Surgery Center of Colorado Springs, LLC
 63-1214140
 (DE) 100%

Surgery Center of Easton, LLC
 72-1349752
 (DE) 100%

SCA Pacific Holdings, Inc.
 27-1707364
 (CA) 100%

Providence & SCA Off-Campus Holdings, LLC(3)
 82-3765555
 (DE) 40%

Surgicare, LLC(3)
 35-1975122
 (IN) 53.68%

Surgery Center of Louisville, LLC
 62-1179537
 (DE) 100%

Surgery Center of Maui, LLC
 63-1231944
 (DE) 100%

Western Connecticut Orthopedic Surgical Center, LLC(3)
 06-1521999
 (CT) 58.91%

Muskogee Surgical Investors, LLC
 20-4209261
 (OK) 100%

SCA-Pocono, LLC
 47-1620189
 (DE) 100%

Surgery Center of The Woodlands, LLC(3)
 82-3448050
 (TX) 54.79%

SCA-San Luis Obispo, LLC
 94-3138088
 (DE) 100%

The Surgery Center of Easton, L.P.(3)
 72-1349755
 (TN) 49%

Santa Cruz Endoscopy Center, LLC(3)
 91-2127820
 (CA) 50%

Corpus Christi Endoscopy Center, L.L.P.(3)
 20-2595593
 (TX) 18.5%

Oregon Outpatient Surgery Center, LLC(3)
 22-3883387
 (OR) 51.18%

SCA-Winchester, LLC
 81-1159878
 (DE) 100%

Louisville S.C., Ltd.(3)
 62-1179566
 (KY) 59.40%

Aloha Surgical Center, LLC(3)
 63-1231942
 (TN) 66%

SCA Alaska Surgery Center, Inc.
 92-0080881
 (AK) 100%

Three Rivers Surgical Care, L.P.(3)(4)
 63-1194203
 (TN) 85.10%

Surgical Management Solutions, LLC
 84-4983977
 (DE) 100%

Surgery Center of Ellicott City, Inc.
 63-1212213
 (DE) 100%

CCEC Anesthesia Management, LLC(3)
 82-1715584
 (TX) 100%

Cornell Surgicenter, LLC
 83-2599969
 (OR) 58.34%

Winchester Endoscopy, LLC(3)
 46-5548304
 (IL) 51%

SCA-JPM Holdings, LLC
 83-3090526
 (DE) 100%

SCA-Santa Rosa, Inc.
 88-0185362
 (NV) 100%

SCA-First Coast, LLC
 83-2805878
 (DE) 100%

SCA-Gainesville, LLC
 62-1547690
 (DE) 100%

Wayland Square Surgicare Acquisition, L.P.(4)
 20-5429310
 (RI) 99%

Maryland Ambulatory Centers, LLC(3)(4)
 52-1456812
 (MD) 50%

Surgery Center of Mt. Scott, LLC(3)
 83-2800045
 (OR) 51%

Liberty Anesthesia Services, LLC(3)
 881-4465348
 (IL) 25%

JPM Healthcare, LLC(3)
 83-2306992
 (DE) 51%

ASV-HOPCo-SCA Florida, LLC
 xx-xxxxxxx
 (FL) 39.22%

SCA-First Coast, LLC
 83-2805878
 (DE) 100%

Surgery Center of Lexington, LLC(3)
 62-1179539
 (DE) 49%

Montgomery Surgery Center Limited Partnership(3)
 52-1401868
 (MD) 51%

First Coast Orthopedic Center, LLC
 82-2929226
 (FL) 51%

Lexington Surgery Center, Ltd.(3)
 61-1028180
 (KY) 78.5%

SCA Englewood Holdings, LLC
 86-3781364
 (DE) 100%

SCA Providence Holdings, LLC
 xx-xxxxxxx
 (DE) 100%

Patient Care Associates, L.L.C.
 20-1311030
 (NJ) 60.4%

40.19

SCHEDULE Y – INFORMATION CONCERNING ACTIVITIES OF INSURER MEMBERS OF A HOLDING COMPANY GROUP
PART 1 – ORGANIZATIONAL CHART

Surgical Care Affiliates, LLC
 (DE) 20-8922307 100%

Continued from Previous Page

SC Affiliates, LLC
 62-1149229
 (DE) 100%

Substantively Controlled Surgical Care Affiliate Entities

SCA-New Jersey, LLC
 47-4418919
 (DE) 100%

SCA-Practice Partners Holdings, LLC
 83-4121074
 (DE) 100%

Texas Health Resources
 Non-Affiliated
 100%

Via Vitae, a Medical Group, Inc.
 Non-Affiliated
 100%

Virtua-SCA Holdings, LLC(3)
 47-3247166
 (NJ) 45%

Practice Partners in Healthcare, LLC
 76-0770414
 (DE) 100%

THR-SCA Holdings, LLC (3)(17)
 46-1096461
 (TX) 100%

Pacific Cardiovascular Associates Medical Group, Inc. (3)(17)
 35-0704734
 (CA) 100%

Bergen-Passaic Cataract Laser and Surgery Center, LLC (3)
 22-2848531
 (DE) 56.13%

Surgicare of Central Jersey, LLC (3)
 22-2529259
 (NJ) 55%

Main Line Spine Surgery Center, LLC
 20-2547795
 (PA) 55%

PPH Management Company, L.L.C.
 24-1453981
 (DE) 100%

PPH Holdings, LLC
 27-1454121
 (DE) 100%

Arlington Surgery Center, LLC(3)
 75-2055800
 (TX) 51.75%

Cleburne Surgical Center, LLC(3)
 20-3742012
 (TX) 51%

Denton Endoscopy Surgery Center, LLC
 Xx-xxxxxxx
 (TX) 100%

Denton Surgery Center, LLC(3)
 47-0926556
 (TX) 54.48%

Fort Worth Endoscopy Centers, LLC(3)
 77-0368346
 (TX) 51%

Greenville Surgery Center, LLC(3)
 74-2411643
 (TX) 63.75%

SCA-South Jersey, LLC
 22-3117714
 (DE) 100%

Harrison Endo Surgical Center, LLC (3)
 26-3234725
 (NJ) 55%

PPH-Gardendale, Inc.
 26-4489980
 (DE) 100%

ASV-HOPco-SCA Cornerstone, LLC
 87-477698
 (FL) 100%

North Dallas Surgical Center, LLC(3)
 27-2248103
 (DE) 55.38%

Ophthalmology Surgery Center of Dallas, LLC(3)
 26-1914835
 (TX) 51%

Park Hill Surgery Center, LLC(3)
 45-1484375
 (TX) 51%

South Arlington Surgical Providers, LLC
 75-2723958
 (TX) 51%

Surgical Caregivers of Fort Worth, LLC(3)
 75-1925497
 (TX) 51%

Texas Health Craig Ranch Surgery Center, LLC(3)
 38-3897811
 (TX) 51.50%

Surgical Center of South Jersey, Limited Partnership(3)
 22-2709324
 (NJ) 64.60%

PPH-Columbia, Inc.
 26-4490039
 (DE) 100%

Research Surgical Center LLC
 46-0558032
 (CO) 51%

Texas Health Flower Mound Orthopedic Surgery Center, LLC(3)
 80-0866449
 (TX) 51%

Texas Health Orthopedic Surgery Center Alliance, LLC(3)
 81-4977249
 (TX) 51%

Texas Health Surgery Center Alliance, LLC(3)
 82-2296081
 (TX) 73.58%

Texas Health Surgery Center Bedford, LLC(3)
 82-1307876
 (TX) 51.41%

Texas Health Surgery Center Chisholm Trail, LLC(3)
 85-1225852
 (TX) 56%

Texas Health Surgery Center Irving, LLC(3)
 83-1085415
 (TX) 51%

Texas Health Surgery Center Las Colinas, LLC
 83-0781259
 (TX) 100%

Texas Health Surgery Center Preston Plaza, LLC(3)
 20-3991622
 (TX) 55.20%

Texas Health Surgery Center Rockwall, LLC(3)
 47-4425996
 (TX) 51%

Texas Health Surgery Center Southwest Fort Worth, LLC
 84-3814490
 (TX) 22.45%

Texas Health Surgery Center Waxahachie, LLC
 83-1464243
 (TX) 57%

Texas Health Surgery Center Willow Park, LLC
 84-1953918
 (TX) 51%

Cross Timbers Surgery Center, LLC
 75-2862780
 (TX) 51%

Walnut Hill Surgery Center, LLC
 36-4499777
 (TX) 51%

Wilson Creek Surgical Center, LLC(3)
 27-4816583
 (TX) 51%

Mansfield Endoscopy Center, LLC
 86-1354607
 (TX) 51%

United Medical Park ASC, LLC(3)
 83-1720113
 (IA) 100%

40.20

SCHEDULE Y – INFORMATION CONCERNING ACTIVITIES OF INSURER MEMBERS OF A HOLDING COMPANY GROUP

PART 1 – ORGANIZATIONAL CHART

Professionally Owned Entities

Entity Name	Juris.	Federal Tax ID	Entity Name	Juris.	Federal Tax ID
4C Medical Group, PLC	AZ	45-2402948	Empire Physicians' Medical Group, Inc.	CA	33-0181426
A.G. Dikengil, Inc.	NJ	22-3149900	Everett Physicians, Inc. P.S.	WA	81-1625636
AbleTo Behavioral Health Services of Michigan, P.C.	MI	85-4328419	First Hill Surgery Center, LLC	WA	47-2066485
AbleTo Behavioral Health Services of New Jersey, P.C.	NJ	85-4306375	Greater Phoenix Collaborative Care, P.C.	AZ	27-2337725
AbleTo Behavioral Health Services, P.C.	CT	47-5519672	HealthCare Partners Affiliates Medical Group	CA	95-4526112
AbleTo Licensed Clinical Social Worker Services, P.C.	CA	85-0739865	HealthCare Partners ASC-HB, LLC	CA	26-4247365
American Health Network of Indiana, LLC	IN	35-2108729	HealthCare Partners Associates Medical Group, P.C.	CA	45-5273760
AHN Accountable Care Organization, LLC	IN	45-4171713	HealthCare Partners Medical Group, P.C.	CA	95-4340584
AppleCare Hospitalists Medical Group, Inc.	CA	14-1890491	Homecare Dimensions of Florida, Inc.	TX	81-0884465
AppleCare Medical ACO, LLC	CA	45-2852872	Homecare Dimensions, Inc.	TX	74-2758644
AppleCare Medical Group St. Francis, Inc.	CA	33-0845269	IN Style OPTICAL, LLC	MA	27-3296953
AppleCare Medical Group, Inc.	CA	33-0898174	Inland Faculty Medical Group, Inc.	CA	33-0618077
ArchWell Health Professional Services Holding Co.	DE	86-3278602	Inspiris Medical Services of New Jersey, P.C.	NJ	45-2563134
ArchWell Health Professional Services of Alabama, LLC	AL	86-3152173	INSPIRIS of Michigan Medical Services, P.C.	MI	27-1561674
Archwell Health Professional Services of Arizona, LLC	AZ	87-2986923	INSPIRIS of New York Medical Services, P.C.	NY	13-4168739
ArchWell Health Professional Services of Kansas, P.A.	KS	86-3241870	INSPIRIS of Pennsylvania Medical Services, P.C.	PA	26-2895670
Archwell Health Professional Services of Nebraska, LLC	NB *	87-3065955	Landmark Connect of California, PC	CA	36-4886532
ArchWell Health Professional Services of North Carolina, P.C.	NC	86-3222071	Landmark Connect of Oregon, P.C.	OR	82-4121823
ArchWell Health Professional Services of Oklahoma, LLC	OK	86-3190019	Landmark Connect of Pennsylvania, PC	PA	82-4513634
ARTA Western California, Inc.	CA	33-0658815	Landmark Connect of Washington, P.C.	WA	82-4273042
Aspectus, Inc.	MA	04-3403101	Landmark Medical of Arkansas, P.A.	AR	85-0997438
Beaver Medical Group, P.C.	CA	33-0645967	Landmark Medical of California, PC	CA	47-4553619
Better Health Value Network, LLC	WA	47-4349079	Landmark Medical of Connecticut, PC	CT	83-2295301
Bexar Imaging Center, LLC	TX	22-3858211	Landmark Medical of Florida, P.A.	FL	85-0838149
California Spring Holdings, PC	CA	81-0881243	Landmark Medical of Idaho, PC	ID	--
CareMount Health Solutions ACO, LLC	NY	--	Landmark Medical of Kansas, P.A.	KS	82-4633545
CareMount Medical, P.C.	NY	13-3544120	Landmark Medical of Kentucky, PSC	KY	82-4881602
Centers for Family Medicine, GP	CA	33-0463510	Landmark Medical of Louisiana, a Professional Corporation	LA	82-4881732
Connect Medical, P.C.	NY	32-0551188	Landmark Medical of Massachusetts, PLLC	MA	81-5364097
David Moen, M.D. P.C.	NY	81-5101448	Landmark Medical of Michigan, P.C.	MI	86-3599871
David R. Ferrell, M.D., P.C.	NV	45-2380022	Landmark Medical of Mississippi, P.C.	MS	82-5084176
Day-OP Center Of Long Island Inc.	NY	11-2811353	Landmark Medical of Missouri, P.C.	MO	82-4857713
Durable Medical Equipment, Inc.	MA	04-3106404	Landmark Medical of New Hampshire, P.C.	NH	85-1174070

SCHEDULE Y – INFORMATION CONCERNING ACTIVITIES OF INSURER MEMBERS OF A HOLDING COMPANY GROUP

PART 1 – ORGANIZATIONAL CHART

Professionally Owned Entities

Entity Name	Juris.	Federal Tax ID	Entity Name	Juris.	Federal Tax ID
Landmark Medical of North Carolina, P.C.	NC	82-4256752	MedExpress Primary Care West Virginia, Inc.	WV	82-4401181
Landmark Medical of Ohio, Professional Corporation	OH	82-4864947	MedExpress Primary Care Wisconsin, S.C.	WI	81-4563448
Landmark Medical of Oregon, PC	OR	47-2926188	MedExpress Urgent Care – New Jersey, P.C.	NJ	45-5388778
Landmark Medical of Pennsylvania, PC	PA	81-1605378	MedExpress Urgent Care - Northern New Jersey PC	NJ	83-2089623
Landmark Medical of Rhode Island, PC	RI	84-2830065	MedExpress Urgent Care Arizona, P.C.	AZ	81-4030280
Landmark Medical of Tennessee, PC	TN	30-1288593	MedExpress Urgent Care Arkansas, P.A.	AR	46-4348120
Landmark Medical of Texas, PA	TX	83-2296389	MedExpress Urgent Care California, P.C.	CA	82-0930142
Landmark Medical of Utah, PC	UT	84-2660339	MedExpress Urgent Care Connecticut, P.C.	CT	81-1956812
Landmark Medical of Virginia, P.C.	VA	85-0839774	MedExpress Urgent Care Idaho, P.C.	ID	82-1135336
Landmark Medical of Washington, PC	WA	47-3028655	MedExpress Urgent Care Illinois, P.C.	IL	47-4308614
Landmark Medical, P.C.	NY	47-1588943	MedExpress Urgent Care Iowa, P.C.	IA	81-5353472
Level2 Medical Services, P.A.	DE	84-5003916	MedExpress Urgent Care Kansas, P.A.	KS	47-1919283
Level2 Medical Services, P.A. New Jersey	NJ	87-2684015	MedExpress Urgent Care Minnesota P.C.	MN	81-1125396
Level2 Medical Services, P.C. Alaska	AK	87-2600511	MedExpress Urgent Care Missouri P.C.	MO	47-3132625
Level2 Medical Services, P.C. California	CA	84-5003916	MedExpress Urgent Care North Carolina, P.C.	NC	81-5138747
Level2 Medical Services, P.C. Utah	UT	87-0989804	MedExpress Urgent Care Oregon, P.C.	OR	82-1919436
March Vision Care Group, Incorporated	CA	95-4874334	MedExpress Urgent Care Rhode Island, P.C.	Ri	81-5362765
March Vision Care IPA, Inc.	NY	27-3115058	MedExpress Urgent Care South Carolina, P.C.	SC	81-5380706
March Vision Care of Texas, Inc.	TX	45-4227915	MedExpress Urgent Care Texas, P.A.	TX	47-5147441
MAT-RX DEVELOPMENT, L.L.C.	TX	43-1967820	MedExpress Urgent Care Washington, P.C.	WA	82-2443118
Mat-Rx Fort Worth GP, L.L.C.	TX	35-2262695	MedExpress Urgent Care Wisconsin, S.C.	WI	81-4281678
ME Urgent Care Nebraska, Inc.	NB *	81-0936574	MedExpress Urgent Care, Inc. – West Virginia	WV	26-4546400
MedExpress Employed Services, Inc.	DE	81-1265129	MedExpress Urgent Care, P.C. – Georgia	GA	47-1804667
MedExpress Primary Care Arizona, P.C.	AZ	81-4550969	MedExpress Urgent Care, P.C. – Indiana	IN	90-0929572
MedExpress Primary Care Arkansas, P.A.	AR	84-4234388	MedExpress Urgent Care, P.C. – Maryland	MD	45-3461101
MedExpress Primary Care Kansas, P.A.	KS	81-4605885	MedExpress Urgent Care, P.C. – Massachusetts	MA	47-1857908
MedExpress Primary Care Maryland, P.C.	MD	82-3384324	MedExpress Urgent Care, P.C. – Michigan	MI	46-4793937
MedExpress Primary Care Massachusetts, P.C.	MA	82-1096099	MedExpress Urgent Care, P.C. – Oklahoma	OK	47-1824365
MedExpress Primary Care Minnesota P.C.	MN	81-4396738	MedExpress Urgent Care, P.C. – Pennsylvania	PA	26-3750502
MedExpress Primary Care Oklahoma, P.C.	OK	83-1077265	MedExpress Urgent Care, P.C. – Tennessee	TN	45-4973138
MedExpress Primary Care South Carolina, P.C.	SC	83-0764858	MedExpress Urgent Care, P.C. – Virginia	VA	45-3123110
MedExpress Primary Care Texas, P.A.	TX	84-2500750	MedExpress Urgent Care, P.S.C. - Kentucky	KY	83-1565124
MedExpress Primary Care Virginia, P.C.	VA	82-3395792	MedExpress, Inc. – Delaware	DE	45-5436856

SCHEDULE Y – INFORMATION CONCERNING ACTIVITIES OF INSURER MEMBERS OF A HOLDING COMPANY GROUP

PART 1 – ORGANIZATIONAL CHART

Professionally Owned Entities

Entity Name	Juris.	Federal Tax ID	Entity Name	Juris.	Federal Tax ID
Memorial Healthcare IPA, GP	CA	95-4688463	ProHEALTH Care Associates of New Jersey LLP	NJ	47-5656253
MH Physician Three Holdco, a Medical Corporation	CA	27-4691544	ProHEALTH Care Associates, L.L.P.	NY	11-3355604
MHCH, Inc.	CA	80-0507474	ProHEALTH Medical NY, P.C.	NY	47-1388406
MHIPA Physician Two Holdco, a Medical Corporation	CA	27-4691508	ProHealth Physicians, P.C.	CT	06-1469068
Mobile Medical Services of New Jersey, PC	NJ	81-2977678	ProHEALTH Urgent Care Medicine of New Jersey LLP	NJ	47-5661535
Mobile Medical Services, P.C.	NY	30-0445773	ProHEALTH Urgent Care Medicine, PLLC	NY	46-1883579
Moen, M.D., P.C.	CA	85-3287029	Prospero Health Partners Florida, Inc.	FL	85-0775386
Monarch Health Plan, Inc.	CA	22-3935634	Prospero Health Partners New York, P.C.	NY	82-2400620
Monarch HealthCare, A Medical Group, Inc.	CA	33-0587660	Prospero Health Partners North Carolina, P.C.	NC	84-4569314
Monika Roots, M.D., P.C.	CA	84-4887072	Prospero Health Partners, P.C.	MN	84-3234753
Mosaic Management Services, Inc.	CA	20-5892451	Prospero Medical Services New Jersey, P.C.	NJ	84-3844362
NAMM Medical Group Holdings, Inc.	CA	56-2627070	Prospero Medical Services, P.A.	FL	87-2406404
NAMM MGH, Inc.	CA	61-1627269	Psychiatry Services of New York, P.C.	NY	85-0921665
naviHealth Coordinated Care SC, P.C.	MI	85-0975337	Redlands Family Practice Medical Group, Inc.	CA	56-2627067
naviHealth Michigan HBPC, P.C.	MI	84-3469040	Reliant Medical Group The Endoscopy Center, LLC	MA	20-5251393
New York Licensed Clinical Social Work, P.C.	NY	86-3891057	Reliant Medical Group, Inc.	MA	04-2472266
Nifty After Fifty/Monarch, LLC	CA	26-2995765	Riverside Community Healthplan Medical Group, Inc.	CA	33-0055097
Northwest Medical Group Alliance, LLC	WA	91-1699944	Riverside Electronic Healthcare Resources, Inc.	CA	20-3420379
NPN IPA Washington, PLLC	WA	61-1855159	Riverside Pediatric Group, P.C.	NJ	22-3624559
OHR Physician Group, P.C.	OR	93-0979031	Robert B. McBeath, M.D. II, P.C.	NV	86-0857176
Optum Clinic, P.A.	TX	75-2778455	Robert B. McBeath, M.D. III, P.C.	NV	46-2662506
Optum Medical Services of California, P.C.	CA	30-0826311	Robert B. McBeath, M.D., Professional Corporation	NV	86-0310956
Optum Medical Services of Colorado, P.C.	CO	45-5424191	San Bernardino Medical Group, Inc.	CA	--
Optum Medical Services, P.C.	NC	45-3866363	Sanvello Behavioral Health Services of Michigan, P.C.	DE	85-1941832
Oregon Healthcare Resources, LLC	OR	27-3674492	Sanvello Behavioral Health Services of New Jersey, P.C.	NJ	85-0666386
Physician Partners Medical Group, Inc.	CA	30-0516435	Sanvello Behavioral Health Services of North Carolina, P.C.	NC	85-1959641
Physicians Care Network, L.L.C.	WA	91-1822767	Sanvello Behavioral Health Services of Texas, P.A.	TX	84-3152209
Polyclinic Holdings, P.C.	WA	83-3042027	Sanvello Behavioral Health Services, P.A.	DE	84-1754732
Polyclinic Management Services Company, LLC	WA	46-0508606	Southern California Medical Practice Concepts, LLC	CA	30-0743767
Primary Care Associated Medical Group, Inc.	CA	33-0527335	Surgical Eye Experts, LLC	MA	65-1321064
Prime Community Care, Inc.	CA	30-0516440	Talbert Medical Group, P.C.	CA	93-1172065
ProHEALTH Accountable Care Medical Group, PLLC	NY	45-4469117	TeamMD Physicians, P.C.	IA	42-1446216
ProHEALTH Ambulatory Surgery Center, Inc.	NY	11-3447394	The Everett Clinic, PLLC	WA	91-0214500

SCHEDULE Y – INFORMATION CONCERNING ACTIVITIES OF INSURER MEMBERS OF A HOLDING COMPANY GROUP

PART 1 – ORGANIZATIONAL CHART

Professionally Owned Entities

Entity Name	Juris.	Federal Tax ID
The Polyclinic, PLLC	WA	91-0369070
USMD Diagnostic Services, LLC	TX	27-2803133
USMD Hospital at Arlington, L.P.	TX	73-1662763
USMD Hospital at Fort Worth, L.P.	TX	20-3571243
USMD of Arlington GP, L.L.C.	TX	73-1662757
Vitucci, LCSW, P.C.	IL	85-1453387
Waypoint Minnesota PC	MN	46-2854394
WellMed Florida Medicare ACO, LLC	TX	84-2233329
WellMed Greater Texas Medicare ACO, LLC	TX	84-2178104
WellMed Medical Group, P.A.	TX	74-2574229
WellMed Network of Florida, Inc.	TX	35-2314192
WellMed Networks - DFW, Inc.	TX	41-2250215
WellMed Networks, Inc.	TX	74-2889447
WellMed of Las Cruces, Inc.	TX	92-0183013
WellMed Tampa/Orlando Medicare ACO, LLC	TX	84-2193803
WellMed Texas Medicare ACO, LLC	TX	84-2219968
WND Medical, PLLC	TX	45-2158334
XLHome Michigan, P.C.	MI	46-3537245
XLHome Northeast, P.C.	NJ	45-5530241
XLHome Oklahoma, Inc.	OK	46-2931689
XLHome, P.C.	MD	27-3543997

SCHEDULE Y – INFORMATION CONCERNING ACTIVITIES OF INSURER MEMBERS OF A HOLDING COMPANY GROUP

PART 1 – ORGANIZATIONAL CHART

Organizational Chart Footnotes

- (1) Entity is owned in full or in part by a UnitedHealth Group Incorporated friendly physician.
- (2) Control of the Foundation is based on sole membership, not the ownership of voting securities.
- (3) The remaining percentage is owned either by a non-affiliated entity, outside investor(s), former company officer(s), or third party shareholder(s).
- (4) The minority percentage is owned by one or more affiliated UnitedHealth Group Incorporated subsidiaries. Voting rights do vary.
- (5) No information of the other shareholder(s) has been provided
- (6) General partnership interests are held by United HealthCare Services, Inc. (89.77%) and by UnitedHealthcare, Inc. (10.23%). United HealthCare Services, Inc. also holds 100% of the limited partnership interests. When combining general and limited partner interests, United HealthCare Services, Inc. owns 94.18% and UnitedHealthcare, Inc. owns 5.83%.
- (7) Branch offices in Iraq and Uganda.
- (8) H&W Indemnity (SPC), Ltd. is an exempted segregated portfolio company organized under the laws of the Cayman Islands and holds a Cayman insurance license.
- (9) Registered as a foreign shareholder in Brazil.
- (10) Registered in Nova Scotia and Newfoundland & Labrador.
- (11) Polar II Fundo de Investimento em Participações is a Brazilian private equity investment fund incorporated in the form of a closed-end condominium.
- (12) N/A
- (13) Entity has a representative office in Beijing, China.
- (14) Registered in the Dubai Silicon Oasis free zone.
- (15) Registered branch in the UK.
- (16) Registered in the Dubai Healthcare City free zone.
- (17) Entity is not directly owned by the parent. However, the parent does have a viable economic interest as well as control over the entity through contractual agreements.
- (18) Entity has a branch office in the United Kingdom.

ANNUAL STATEMENT FOR THE YEAR 2021 OF THE UnitedHealthcare Plan of the River Valley, Inc.

SCHEDULE Y
PART 1A - DETAIL OF INSURANCE HOLDING COMPANY SYSTEM

1	2	3	4	5	6	7	8	9	10	11	12	13	14	15	16
Group Code	Group Name	NAIC Company Code	ID Number	Federal RSSD	CIK	Name of Securities Exchange if Publicly Traded (U.S. or International)	Names of Parent, Subsidiaries Or Affiliates	Domiciliary Location	Relationship to Reporting Entity	Directly Controlled by (Name of Entity/Person)	Type of Control (Ownership, Board, Management, Attorney-in-Fact, Influence, Other)	If Control is Ownership Provide Percentage	Ultimate Controlling Entity(ies)/Person(s)	Is an SCA Filing Required? (Yes/No)	*
		.00000	98-1308130				1070715 B.C. Unlimited Liability Company	CAN	NIA	OptumRx Group Holdings, Inc.	Ownership	0.000			
		.00000	20-2904092				1st Avenue Pharmacy, Inc.	WA	NIA	Genoa Healthcare LLC	Ownership	100.000	UnitedHealth Group Incorporated	NO	
		.00000	27-2624551				310 Canyon Medical, LLC	CA	NIA	Monarch Management Services, Inc.	Ownership	100.000	UnitedHealth Group Incorporated	NO	
		.00000	45-2402948				4C Medical Group, PLC	AZ	NIA	Greater Phoenix Collaborative Care, P.C.	Ownership	100.000	UnitedHealth Group Incorporated	NO	1
		.00000	84-1900997				4C MSO LLC	DE	NIA	Collaborative Care Holdings, LLC	Ownership	70.000	UnitedHealth Group Incorporated	NO	
		.00000	35-2607738				5995 Minnetonka, LLC	DE	NIA	UnitedHealthcare Insurance Company	Ownership	100.000	UnitedHealth Group Incorporated	NO	
		.00000	22-3149900				A.G. Dikengil, Inc.	NJ	NIA	Riverside Pediatric Group, P.C.	Ownership	100.000	UnitedHealth Group Incorporated	NO	1
		.00000	27-0515438				ABCO International Holdings, LLC	DE	NIA	The Advisory Board Company	Ownership	100.000	UnitedHealth Group Incorporated	NO	
		.00000	85-4328419				AbleTo Behavioral Health Services of Michigan, P.C.	MI	NIA	Physician(s) Owned	Influence	0.000	UnitedHealth Group Incorporated	NO	1
		.00000	85-4306375				AbleTo Behavioral Health Services of New Jersey, P.C.	NJ	NIA	Physician(s) Owned	Influence	0.000	UnitedHealth Group Incorporated	NO	1
		.00000	47-5519672				AbleTo Behavioral Health Services, P.C.	CT	NIA	Physician(s) Owned	Influence	0.000	UnitedHealth Group Incorporated	NO	1
		.00000	85-0739865				AbleTo Licensed Clinical Social Worker Services, P.C.	CA	NIA	Physician(s) Owned	Influence	0.000	UnitedHealth Group Incorporated	NO	1
		.00000	46-2468224				AbleTo, Inc.	DE	NIA	Avery Parent Holdings, Inc.	Ownership	100.000	UnitedHealth Group Incorporated	NO	
		.00000	26-3329157				Accurate Rx Pharmacy Consulting, LLC	MO	NIA	Diplomat Pharmacy, Inc.	Ownership	100.000	UnitedHealth Group Incorporated	NO	
		.00000	41-1913523				ACN Group IPA of New York, Inc.	NY	NIA	OptumHealth Care Solutions, LLC	Ownership	100.000	UnitedHealth Group Incorporated	NO	
		.00000	27-0015861				ACN Group of California, Inc.	CA	IA	OptumHealth Care Solutions, LLC	Ownership	100.000	UnitedHealth Group Incorporated	NO	
		.00000	98-1446128				Administradora Clínica La Colina S.A.S.	COL	NIA	CDC Holdings Colombia S.A.S.	Ownership	50.000	UnitedHealth Group Incorporated	NO	
		.00000	98-1446128				Administradora Clínica La Colina S.A.S.	COL	NIA	Banmédica Internacional SpA	Ownership	50.000	UnitedHealth Group Incorporated	NO	
		.00000	98-1446125				Administradora Country S.A.S.	COL	NIA	Banmédica Internacional SpA	Ownership	50.000	UnitedHealth Group Incorporated	NO	
		.00000	98-1446125				Administradora Country S.A.S.	COL	NIA	CDC Holdings Colombia S.A.S.	Ownership	50.000	UnitedHealth Group Incorporated	NO	
		.00000	98-1451601				Administradora Médica Centromed S.A.	CHL	NIA	Vida Integra S.p.A.	Ownership	76.750	UnitedHealth Group Incorporated	NO	
		.00000	20-1310827				Advanced Surgery Center of Clifton, LLC	NJ	NIA	SCA Clifton, LLC	Ownership	74.100	UnitedHealth Group Incorporated	NO	
		.00000	47-5144859				Advanced Surgical Center, LLC	TX	NIA	SCA Duncanville Holdings, LLC	Ownership	51.000	UnitedHealth Group Incorporated	NO	
		.00000	26-4093335				Advanced Surgical Hospital, LLC	PA	NIA	SCA Southwestern PA, LLC	Ownership	50.452	UnitedHealth Group Incorporated	NO	
		.00000	47-5337115				Advocate Condell Ambulatory Surgery Center, LLC	IL	NIA	Advocate-SCA Partners, LLC	Ownership	51.000	UnitedHealth Group Incorporated	NO	
		.00000	36-4437931				Advocate Southwest Ambulatory Surgery Center, LLC	IL	NIA	Advocate-SCA Partners, LLC	Ownership	71.000	UnitedHealth Group Incorporated	NO	
		.00000	47-4012497				Advocate-SCA Partners, LLC	DE	NIA	SCA-Illinois, LLC	Ownership	51.000	UnitedHealth Group Incorporated	NO	
		.00000	45-4171713				AHN Accountable Care Organization, LLC	IN	NIA	American Health Network of Indiana, LLC	Ownership	100.000	UnitedHealth Group Incorporated	NO	1
		.00000	35-2109566				AHN Central Services, LLC	IN	NIA	AHN Target Holdings, LLC	Ownership	100.000	UnitedHealth Group Incorporated	NO	
		.00000	35-2582899				AHN Target Holdings, LLC	DE	NIA	Collaborative Care Holdings, LLC	Ownership	80.100	UnitedHealth Group Incorporated	NO	
		.00000	98-1447435				Aliansalud Entidad Promotora de Salud S.A.	COL	NIA	Banmédica S.A.	Ownership	76.290	UnitedHealth Group Incorporated	NO	
		.00000	98-1447435				Aliansalud Entidad Promotora de Salud S.A.	COL	NIA	Constructora Inmobiliaria Magapoq S.A.	Ownership	1.000	UnitedHealth Group Incorporated	NO	
.0707	UnitedHealth Group Incorporated	.82406	35-1665915				All Savers Insurance Company	IN	IA	Golden Rule Financial Corporation	Ownership	100.000	UnitedHealth Group Incorporated	NO	
		.00000	35-1744596				All Savers Life Insurance Company of California	CA	IA	Golden Rule Financial Corporation	Ownership	100.000	UnitedHealth Group Incorporated	NO	
		.00000	27-1367127				Alliance Surgical Center, LLC	FL	NIA	SCA-Alliance, LLC	Ownership	51.000	UnitedHealth Group Incorporated	NO	
		.00000	27-1367127				Alliance Surgical Center, LLC	FL	NIA	Endoscopy Center Affiliates, Inc.	Ownership	3.500	UnitedHealth Group Incorporated	NO	
		.00000	87-2158427				Allina Health Heart and Vascular Surgery Center, LLC	MN	NIA	WestHealth JV Holdings, LLC	Ownership	100.000	UnitedHealth Group Incorporated	NO	2
		.00000	87-1746250				Allina Health Surgery Center-Brooklyn Park, LLC	MN	NIA	WestHealth JV Holdings, LLC	Ownership	51.000	UnitedHealth Group Incorporated	NO	2
		.00000	63-1231942				Aloha Surgical Center, LLC	TN	NIA	Surgery Center of Maui, LLC	Ownership	66.000	UnitedHealth Group Incorporated	NO	
		.00000	65-1095227				Ambient Healthcare, Inc.	FL	NIA	Ambient Holdings, Inc.	Ownership	100.000	UnitedHealth Group Incorporated	NO	
		.00000	45-2161438				Ambient Holdings, Inc.	DE	NIA	Optum Infusion Services 500, Inc.	Ownership	100.000	UnitedHealth Group Incorporated	NO	
		.00000	45-4770582				American Health Network of Indiana Care Organization, LLC	IN	NIA	AHN Target Holdings, LLC	Ownership	100.000	UnitedHealth Group Incorporated	NO	
		.00000	35-1930805				American Health Network of Indiana II, LLC	IN	NIA	AHN Target Holdings, LLC	Ownership	100.000	UnitedHealth Group Incorporated	NO	
		.00000	35-2108729				American Health Network of Indiana, LLC	IN	NIA	Physician(s) Owned	Influence	0.000	UnitedHealth Group Incorporated	NO	1

ANNUAL STATEMENT FOR THE YEAR 2021 OF THE UnitedHealthcare Plan of the River Valley, Inc.

SCHEDULE Y
PART 1A - DETAIL OF INSURANCE HOLDING COMPANY SYSTEM

1	2	3	4	5	6	7	8	9	10	11	12	13	14	15	16
Group Code	Group Name	NAIC Company Code	ID Number	Federal RSSD	CIK	Name of Securities Exchange if Publicly Traded (U.S. or International)	Names of Parent, Subsidiaries Or Affiliates	Domiciliary Location	Relationship to Reporting Entity	Directly Controlled by (Name of Entity/Person)	Type of Control (Ownership, Board, Management, Attorney-in-Fact, Influence, Other)	If Control is Ownership Provide Percentage	Ultimate Controlling Entity(ies)/Person(s)	Is an SCA Filing Required? (Yes/No)	*
		.0000	85-2849994				American Health Network of Kentucky, LLC	KY	NIA	AHN Target Holdings, LLC	Ownership	100.000	UnitedHealth Group Incorporated	NO	
		.0000	45-4132160				American Health Network of Ohio Care Organization, LLC	OH	NIA	AHN Target Holdings, LLC	Ownership	100.000	UnitedHealth Group Incorporated	NO	
		.0000	31-1424956				American Health Network of Ohio II, LLC	OH	NIA	AHN Target Holdings, LLC	Ownership	100.000	UnitedHealth Group Incorporated	NO	
		.0000	31-1424957				American Health Network of Ohio, LLC	OH	NIA	AHN Target Holdings, LLC	Ownership	100.000	UnitedHealth Group Incorporated	NO	
		.0000	54-1743136				AmeriChoice Corporation	DE	NIA	UnitedHealth Group Incorporated	Ownership	100.000	UnitedHealth Group Incorporated	NO	
.0707	UnitedHealth Group Incorporated	95497	22-3368602				AmeriChoice of New Jersey, Inc.	NJ	IA	AmeriChoice Corporation	Ownership	100.000	UnitedHealth Group Incorporated	NO	
		.0000	98-1108620				Amico Saúde Ltda.	BRA	NIA	Cemed Care – Empresa de Atendimento Clínico Geral Ltda.	Ownership	0.848	UnitedHealth Group Incorporated	NO	
		.0000	98-1108620				Amico Saúde Ltda.	BRA	NIA	Santa Helena Assistência Médica S.A.	Ownership	99.152	UnitedHealth Group Incorporated	NO	
		.0000					Amil Assistência Médica Internacional S.A.	BRA	NIA	UHG Brasil Participações S.A.	Ownership	7.015	UnitedHealth Group Incorporated	NO	
		.0000	98-1138212				AMIL Internacional S.á.r.l.	LUX	NIA	Amil Assistência Médica Internacional S.A.	Ownership	100.000	UnitedHealth Group Incorporated	NO	
		.0000	98-1454564				Análisis Clínicos ML S.A.C.	PER	NIA	Pacifico S.A. Entidad Prestadora de Salud	Ownership	100.000	UnitedHealth Group Incorporated	NO	
		.0000					Angiografia e Hemodinâmica Madre Theodora Ltda.	BRA	NIA	Esho – Empresa de Serviços Hospitalares S.A.	Ownership	51.000	UnitedHealth Group Incorporated	NO	
		.0000	82-5124069				Anne Arundel-SCA Holdings, LLC	MD	NIA	SCA-Anne Arundel, LLC	Ownership	33.340	UnitedHealth Group Incorporated	NO	2
		.0000	82-4763728				Anne Arundel-SCA Surgicenter, LLC	MD	NIA	Anne Arundel-SCA Holdings, LLC	Ownership	62.260	UnitedHealth Group Incorporated	NO	2
		.0000	36-4210293				Antelope Valley Surgery Center, L.P.	CA	NIA	NSC Lancaster, LLC	Ownership	90.494	UnitedHealth Group Incorporated	NO	
		.0000	26-3913051				Apothecary Holdings, Inc.	DE	NIA	OptumRx Holdings, LLC	Ownership	100.000	UnitedHealth Group Incorporated	NO	
		.0000	14-1890491				AppleCare Hospitalists Medical Group, Inc.	CA	NIA	Physician(s) Owned	Influence	0.000	UnitedHealth Group Incorporated	NO	1
		.0000	45-2852872				AppleCare Medical ACO, LLC	CA	NIA	AppleCare Medical Group, Inc.	Ownership	100.000	UnitedHealth Group Incorporated	NO	1
		.0000	33-0845269				AppleCare Medical Group St. Francis, Inc.	CA	NIA	Physician(s) Owned	Influence	0.000	UnitedHealth Group Incorporated	NO	1
		.0000	33-0898174				AppleCare Medical Group, Inc.	CA	NIA	Physician(s) Owned	Influence	0.000	UnitedHealth Group Incorporated	NO	1
		.0000	27-2068687				AppleCare Medical Management, LLC	DE	NIA	Collaborative Care Holdings, LLC	Ownership	100.000	UnitedHealth Group Incorporated	NO	
		.0000					APS – Assistência Personalizada à Saúde Ltda.	BRA	NIA	Santa Helena Assistência Médica S.A.	Ownership	100.000	UnitedHealth Group Incorporated	NO	
		.0000					APS – Assistência Personalizada à Saúde Ltda.	BRA	NIA	Amil Assistência Médica Internacional S.A.	Ownership	0.000	UnitedHealth Group Incorporated	NO	
		.0000	98-1399975				Aquitania Chilean Holding SpA	CHL	NIA	Bordeaux UK Holdings II Limited	Ownership	100.000	UnitedHealth Group Incorporated	NO	
		.0000	87-2065975				Arcadia JV Holdings, LLC	DE	NIA	Surgicenters of Southern California, Inc.	Ownership	51.000	UnitedHealth Group Incorporated	NO	
		.0000	75-2285078				Arcadia Outpatient Surgery Center, L.P.	CA	NIA	Arcadia JV Holdings, LLC	Ownership	51.000	UnitedHealth Group Incorporated	NO	2
		.0000	75-2285078				Arcadia Outpatient Surgery Center, L.P.	CA	NIA	Surgicenters of Southern California, Inc.	Ownership	24.500	UnitedHealth Group Incorporated	NO	2
		.0000	86-3124559				ArchWell Health MSO, LLC	DE	NIA	ArchWell Health, LLC	Ownership	100.000	UnitedHealth Group Incorporated	NO	
		.0000	86-3278602				ArchWell Health Professional Services Holding Co.	DE	NIA	Physician(s) Owned	Influence	0.000	UnitedHealth Group Incorporated	NO	1
		.0000	86-3152173				ArchWell Health Professional Services of Alabama, LLC	AL	NIA	ArchWell Health Professional Services Holding Co.	Ownership	100.000	UnitedHealth Group Incorporated	NO	1
		.0000	87-2986923				ArchWell Health Professional Services of Arizona, LLC	AZ	NIA	ArchWell Health Professional Services Holding Co.	Ownership	100.000	UnitedHealth Group Incorporated	NO	1
		.0000	86-3241870				ArchWell Health Professional Services of Kansas, P.A.	KS	NIA	Physician(s) Owned	Influence	0.000	UnitedHealth Group Incorporated	NO	1
		.0000	87-3065955				ArchWell Health Professional Services of Nebraska, LLC	NE	NIA	ArchWell Health Professional Services Holding Co.	Ownership	100.000	UnitedHealth Group Incorporated	NO	1
		.0000	86-3222071				ArchWell Health Professional Services of North Carolina, P.C.	NC	NIA	Physician(s) Owned	Influence	0.000	UnitedHealth Group Incorporated	NO	1
		.0000	86-3190019				ArchWell Health Professional Services of Oklahoma, LLC	OK	NIA	ArchWell Health Professional Services Holding Co.	Ownership	100.000	UnitedHealth Group Incorporated	NO	1
		.0000	85-0496329				ArchWell Health, LLC	DE	NIA	Optum Growth Partners, LLC	Ownership	99.600	UnitedHealth Group Incorporated	NO	
		.0000	46-4843100				Arise Physician Group	TX	NIA	SCA Austin Holdings, LLC	Ownership	100.000	UnitedHealth Group Incorporated	NO	
		.0000	86-0813232				Arizona Physicians IPA, Inc.	AZ	IA	UnitedHealthcare, Inc.	Ownership	100.000	UnitedHealth Group Incorporated	NO	
		.0000	75-2055800				Arlington Surgery Center, LLC	TX	NIA	Surgical Care Affiliates, LLC	Influence	0.000	UnitedHealth Group Incorporated	NO	
		.0000	33-0658815				ARTA Western California, Inc.	CA	NIA	Physician(s) Owned	Influence	0.000	UnitedHealth Group Incorporated	NO	1
		.0000	46-3907136				ASC Holdings of New Jersey, LLC	NJ	NIA	SC Affiliates, LLC	Ownership	80.410	UnitedHealth Group Incorporated	NO	

41.1

ANNUAL STATEMENT FOR THE YEAR 2021 OF THE UnitedHealthcare Plan of the River Valley, Inc.

SCHEDULE Y
PART 1A - DETAIL OF INSURANCE HOLDING COMPANY SYSTEM

1	2	3	4	5	6	7	8	9	10	11	12	13	14	15	16
Group Code	Group Name	NAIC Company Code	ID Number	Federal RSSD	CIK	Name of Securities Exchange if Publicly Traded (U.S. or International)	Names of Parent, Subsidiaries Or Affiliates	Domiciliary Location	Relationship to Reporting Entity	Directly Controlled by (Name of Entity/Person)	Type of Control (Ownership, Board, Management, Attorney-in-Fact, Influence, Other)	If Control is Ownership Provide Percentage	Ultimate Controlling Entity(ies)/Person(s)	Is an SCA Filing Required? (Yes/No)	*
		.0000	95-4348431				ASC Network, LLC	DE	NIA	Surgical Care Affiliates, LLC	Ownership	100.000	UnitedHealth Group Incorporated	NO	
		.0000	04-3403101				Aspectus, Inc.	MA	NIA	Reliant Medical Group, Inc.	Ownership	100.000	UnitedHealth Group Incorporated	NO	1
		.0000					Associação Lusíadas Knowledge Center – Health Education and Research	PRT	NIA	CLISA – Clínica de Santo António, S.A.	Ownership	25.000	UnitedHealth Group Incorporated	NO	
		.0000					Associação Lusíadas Knowledge Center – Health Education and Research	PRT	NIA	Lusíadas, SGPS, S.A.	Ownership	25.000	UnitedHealth Group Incorporated	NO	
		.0000					Associação Lusíadas Knowledge Center – Health Education and Research	PRT	NIA	Lusíadas, S.A.	Ownership	25.000	UnitedHealth Group Incorporated	NO	
		.0000					Associação Lusíadas Knowledge Center – Health Education and Research	PRT	NIA	Clínica Médico Cirúrgica de Santa Tecla, S.A.	Ownership	25.000	UnitedHealth Group Incorporated	NO	
		.0000	87-1477698				ASV-HOPCo-SCA Cornerstone, LLC	FL	NIA	PPH Holdings, LLC	Ownership	100.000	UnitedHealth Group Incorporated	NO	
		.0000					ASV-HOPCo-SCA Florida, LLC	FL	NIA	SCA-First Coast, LLC	Ownership	39.220	UnitedHealth Group Incorporated	NO	2
		.0000	47-0990056				Audax Health Solutions, LLC	DE	NIA	Rally Health, Inc.	Ownership	100.000	UnitedHealth Group Incorporated	NO	
		.0000	87-1746405				Aventura Medical Tower Surgery Center, LLC	FL	NIA	SC Affiliates, LLC	Ownership	100.000	UnitedHealth Group Incorporated	NO	
		.0000	84-5191428				Avery Parent Holdings, Inc.	DE	NIA	OptumHealth Holdings, LLC	Ownership	91.265	UnitedHealth Group Incorporated	NO	
		.0000	20-4057813				Aveta Inc.	DE	NIA	Collaborative Care Holdings, LLC	Ownership	100.000	UnitedHealth Group Incorporated	NO	
		.0000	30-0842394				AxelaCare Intermediate Holdings, LLC	DE	NIA	OptumRx, Inc.	Ownership	100.000	UnitedHealth Group Incorporated	NO	
		.0000	61-1708598				AxelaCare, LLC	DE	NIA	AxelaCare Intermediate Holdings, LLC	Ownership	100.000	UnitedHealth Group Incorporated	NO	
		.0000	72-1097827				B.R.A.S.S. Partnership in Commendam	LA	NIA	Surgery Center Holding, LLC	Ownership	61.190	UnitedHealth Group Incorporated	NO	
		.0000	98-1462787				Banmedica Colombia S.A.S.	COL	NIA	Banmedica Internacional SpA	Ownership	100.000	UnitedHealth Group Incorporated	NO	
		.0000	98-1444151				Banmedica Internacional SpA	CHL	NIA	Saden S.A.	Ownership	1.000	UnitedHealth Group Incorporated	NO	
		.0000	98-1444151				Banmedica Internacional SpA	CHL	NIA	Banmedica S.A.	Ownership	99.000	UnitedHealth Group Incorporated	NO	
		.0000	98-1444127				Banmedica S.A.	CHL	NIA	Bordeaux Holding SpA	Ownership	99.390	UnitedHealth Group Incorporated	NO	
		.0000	47-2083076				Beach Surgical Holdings II, LLC	CA	NIA	SCA Surgicare of Laguna Hills, LLC	Ownership	49.000	UnitedHealth Group Incorporated	NO	2
		.0000	47-4504390				Beach Surgical Holdings III, LLC	CA	NIA	Surgicare of La Veta, Inc.	Ownership	61.730	UnitedHealth Group Incorporated	NO	
		.0000	37-1708521				Beach Surgical Holdings LLC	CA	NIA	SCA Surgicare of Laguna Hills, LLC	Ownership	49.000	UnitedHealth Group Incorporated	NO	2
		.0000	33-0645967				Beaver Medical Group, P.C.	CA	NIA	MH Physician Three Holdco, a Medical Corporation	Ownership	100.000	UnitedHealth Group Incorporated	NO	1
		.0000	88-0267857				Behavioral Healthcare Options, Inc.	NV	NIA	Sierra Health Services, Inc.	Ownership	100.000	UnitedHealth Group Incorporated	NO	
		.0000	42-1485537				Benefit Administration for the Self Employed, L.L.C.	IA	NIA	HealthMarkets, LLC	Ownership	100.000	UnitedHealth Group Incorporated	NO	
		.0000	46-1134506				Benefitter Insurance Solutions, Inc.	DE	NIA	HealthMarkets Insurance Agency, Inc.	Ownership	100.000	UnitedHealth Group Incorporated	NO	
		.0000	22-2848531				Bergen-Passaic Cataract Laser and Surgery Center, LLC	DE	NIA	Virtua-SCA Holdings, LLC	Ownership	56.131	UnitedHealth Group Incorporated	NO	2
		.0000	47-4349079				Better Health Value Network, LLC	WA	NIA	Physician(s) Owned	Influence	0.000	UnitedHealth Group Incorporated	NO	1
		.0000	22-3858211				Bexar Imaging Center, LLC	TX	NIA	WellMed Networks, Inc.	Ownership	100.000	UnitedHealth Group Incorporated	NO	1
		.0000					Bind LH Holdings, Inc.	DE	NIA	United HealthCare Services, Inc.	Ownership	100.000	UnitedHealth Group Incorporated	NO	
		.0000					Bind Re, Inc.	AZ	NIA	Bind Benefits, Inc.	Ownership	100.000	UnitedHealth Group Incorporated	NO	
		.0000	63-0984076				Birmingham Outpatient Surgery Center, Ltd.	AL	NIA	Birmingham Outpatient Surgical Center, LLC	Ownership	30.678	UnitedHealth Group Incorporated	NO	2
		.0000	63-0847380				Birmingham Outpatient Surgical Center, LLC	DE	NIA	Surgery Center Holding, LLC	Ownership	100.000	UnitedHealth Group Incorporated	NO	
		.0000	47-4758895				Bloomfield ASC, LLC	CT	NIA	SCA Bloomfield Holdings, LLC	Ownership	49.000	UnitedHealth Group Incorporated	NO	2
		.0000	62-1530122				Blue Ridge Day Surgery Center, L.P.	TN	NIA	Blue Ridge GP, LLC	Ownership	35.635	UnitedHealth Group Incorporated	NO	2
		.0000	27-2241593				Blue Ridge GP, LLC	NC	NIA	SCA-Blue Ridge, LLC	Ownership	100.000	UnitedHealth Group Incorporated	NO	
		.0000	37-1945431				Blue Ridge Properties, LLC	DE	NIA	Blue Ridge GP, LLC	Ownership	38.208	UnitedHealth Group Incorporated	NO	2
		.0000	65-0241934				Boca Raton Outpatient Surgery & Laser Center, LTD.	FL	NIA	Surgery Center of Boca Raton, Inc.	Ownership	24.000	UnitedHealth Group Incorporated	NO	2
		.0000	98-1396690				Bordeaux (Barbados) Holdings I, SRL	BRB	NIA	FrontierMEDEX US, Inc.	Ownership	100.000	UnitedHealth Group Incorporated	NO	
		.0000	98-1396559				Bordeaux (Barbados) Holdings II, SRL	BRB	NIA	Bordeaux (Barbados) Holdings I, SRL	Ownership	100.000	UnitedHealth Group Incorporated	NO	
		.0000	98-1403634				Bordeaux (Barbados) Holdings III, S.r.l.	BRB	NIA	UHG Holdings UK IV Limited	Ownership	100.000	UnitedHealth Group Incorporated	NO	
		.0000	98-1398490				Bordeaux Holding SpA	CHL	NIA	Aquitania Chilean Holding SpA	Ownership	100.000	UnitedHealth Group Incorporated	NO	
		.0000	82-3147824				Bordeaux International Holdings, Inc.	DE	NIA	UnitedHealth Group Incorporated	Ownership	100.000	UnitedHealth Group Incorporated	NO	
		.0000	98-1390574				Bordeaux UK Holdings I Limited	GBR	NIA	FrontierMEDEX US, Inc.	Ownership	96.705	UnitedHealth Group Incorporated	NO	
		.0000	98-1390574				Bordeaux UK Holdings I Limited	GBR	NIA	Bordeaux International Holdings, Inc.	Ownership	3.295	UnitedHealth Group Incorporated	NO	

ANNUAL STATEMENT FOR THE YEAR 2021 OF THE UnitedHealthcare Plan of the River Valley, Inc.

SCHEDULE Y
PART 1A - DETAIL OF INSURANCE HOLDING COMPANY SYSTEM

1	2	3	4	5	6	7	8	9	10	11	12	13	14	15	16
Group Code	Group Name	NAIC Company Code	ID Number	Federal RSSD	CIK	Name of Securities Exchange if Publicly Traded (U.S. or International)	Names of Parent, Subsidiaries Or Affiliates	Domi-ciliary Location	Relation-ship to Reporting Entity	Directly Controlled by (Name of Entity/Person)	Type of Control (Ownership, Board, Management, Attorney-in-Fact, Influence, Other)	If Control is Ownership Provide Percentage	Ultimate Controlling Entity(ies)/Person(s)	Is an SCA Filing Re-quired? (Yes/No)	*
		.0000	98-1391914				Bordeaux UK Holdings II Limited	.GBR	NIA	Bordeaux UK Holdings I Limited	Ownership	100.000	UnitedHealth Group Incorporated	.NO.	
		.0000	98-1389224				Bordeaux UK Holdings III Limited	.GBR	NIA	Bordeaux UK Holdings II Limited	Ownership	100.000	UnitedHealth Group Incorporated	.NO.	
		.0000	98-1112673				Bosque Medical Center Ltda.	.BRA	NIA	Esho – Empresa de Serviços Hospitalares S.A.	Ownership	83.089	UnitedHealth Group Incorporated	.NO.	
		.0000	98-1112673				Bosque Medical Center Ltda.	.BRA	NIA	S.A.	Ownership	16.911	UnitedHealth Group Incorporated	.NO.	
		.0000	20-2387834				Brandon Ambulatory Surgery Center, LC	.FL	NIA	SCA-Brandon, LLC	Ownership	95.880	UnitedHealth Group Incorporated	.NO.	
		.0000	20-2387834				Brandon Ambulatory Surgery Center, LC	.FL	NIA	Endoscopy Center Affiliates, Inc.	Ownership	1.000	UnitedHealth Group Incorporated	.NO.	
		.0000	20-2387834				Brandon Ambulatory Surgery Center, LC	.FL	NIA	SC Affiliates, LLC	Ownership	3.120	UnitedHealth Group Incorporated	.NO.	
		.0000	90-0884047				BrioVaRx Infusion Services 102, LLC	.DE	NIA	Optum Infusion Services 500, Inc.	Ownership	100.000	UnitedHealth Group Incorporated	.NO.	
		.0000	11-3647935				BrioVaRx of Florida, Inc.	.DE	NIA	OptumRx PBM of Illinois, Inc.	Ownership	100.000	UnitedHealth Group Incorporated	.NO.	
		.0000	01-0516051				BrioVaRx of Maine, Inc.	.ME	NIA	OptumRx PBM of Illinois, Inc.	Ownership	100.000	UnitedHealth Group Incorporated	.NO.	
		.0000	27-3331130				BrioVaRx of Massachusetts, LLC	.MA	NIA	OptumRx PBM of Illinois, Inc.	Ownership	100.000	UnitedHealth Group Incorporated	.NO.	
		.0000	47-4278378				Cabin Enterprises, LLC	.DE	NIA	Cabin Holdings, LLC	Ownership	100.000	UnitedHealth Group Incorporated	.NO.	
		.0000	47-4264867				Cabin Holdings, LLC	.DE	NIA	United HealthCare Services, Inc.	Ownership	100.000	UnitedHealth Group Incorporated	.NO.	
		.0000	20-1711131				California Medical Group Insurance Company, Risk Retention Group	.AZ	NIA	OptumCare Management, LLC	Ownership	67.010	UnitedHealth Group Incorporated	.NO.	
		.0000	81-0881243				California Spring Holdings, PC	.CA	NIA	Physician(s) Owned	Influence	0.000	UnitedHealth Group Incorporated	.NO.	1
		.0000	52-1597478				Camp Hill Ambulatory Centers	.PA	NIA	Camp Hill-SCA Centers, LLC	Ownership	99.000	UnitedHealth Group Incorporated	.NO.	2
		.0000	52-1597478				Camp Hill Ambulatory Centers	.PA	NIA	Endoscopy Center Affiliates, Inc.	Ownership	1.000	UnitedHealth Group Incorporated	.NO.	2
		.0000	52-1597484				Camp Hill-SCA Centers, LLC	.DE	NIA	SC Affiliates, LLC	Ownership	100.000	UnitedHealth Group Incorporated	.NO.	
		.0000	27-3955254				Capital City Medical Group, L.L.C.	.LA	NIA	UnitedHealthcare, Inc.	Ownership	100.000	UnitedHealth Group Incorporated	.NO.	
		.0000	20-8375685				Cardinal Holding Company, LLC	.DE	NIA	Collaborative Care Holdings, LLC	Ownership	100.000	UnitedHealth Group Incorporated	.NO.	
		.0000	20-8375685				Care Improvement Plus Group Management, LLC	.MD	NIA	XLHealth Corporation	Ownership	100.000	UnitedHealth Group Incorporated	.NO.	
.0707	UnitedHealth Group Incorporated	.12558	45-4976934				Care Improvement Plus of Texas Insurance Company	.TX	IA	XLHealth Corporation	Ownership	100.000	UnitedHealth Group Incorporated	.NO.	
.0707	UnitedHealth Group Incorporated	.12567	20-3888112				Care Improvement Plus South Central Insurance Company	.AR	IA	XLHealth Corporation	Ownership	100.000	UnitedHealth Group Incorporated	.NO.	
.0707	UnitedHealth Group Incorporated	.14041	27-5038136				Care Improvement Plus Wisconsin Insurance Company	.WI	IA	XLHealth Corporation	Ownership	100.000	UnitedHealth Group Incorporated	.NO.	
		.0000	83-0585009				Care Logistics, LLC	.DE	NIA	Penzo Enterprises, LLC	Ownership	100.000	UnitedHealth Group Incorporated	.NO.	
		.0000	83-3555743				CareMount Dental Member, LLC	.DE	NIA	CareMount Health Solutions, LLC	Ownership	100.000	UnitedHealth Group Incorporated	.NO.	
		.0000	83-3555743				CareMount Health Solutions ACO, LLC	.NY	NIA	CareMount Medical, P.C.	Ownership	100.000	UnitedHealth Group Incorporated	.NO.	1
		.0000	38-4103290				CareMount Health Solutions Employer, LLC	.DE	NIA	CareMount Holding, LLC	Ownership	1.000	UnitedHealth Group Incorporated	.NO.	
		.0000	38-4103290				CareMount Health Solutions Employer, LLC	.DE	NIA	CareMount Health Solutions, LLC	Ownership	99.000	UnitedHealth Group Incorporated	.NO.	
		.0000	38-4103290				CareMount Health Solutions, LLC	.DE	NIA	Collaborative Care Holdings, LLC	Ownership	16.320	UnitedHealth Group Incorporated	.NO.	
		.0000	38-4103290				CareMount Health Solutions, LLC	.DE	NIA	Cardinal Holding Company, LLC	Ownership	63.680	UnitedHealth Group Incorporated	.NO.	
		.0000	82-1419537				CareMount Holding, LLC	.NY	NIA	CareMount Health Solutions, LLC	Ownership	100.000	UnitedHealth Group Incorporated	.NO.	
		.0000	13-3544120				CareMount Medical, P.C.	.NY	NIA	Physician(s) Owned	Influence	0.000	UnitedHealth Group Incorporated	.NO.	1
		.0000	98-1328471				CareMount Value Partners IPA, LLC	.NY	NIA	CareMount Health Solutions, LLC	Ownership	100.000	UnitedHealth Group Incorporated	.NO.	
		.0000	98-1328471				Casa de Saúde Santa Therezinha Ltda.	.BRA	NIA	Esho – Empresa de Serviços Hospitalares S.A.	Ownership	0.000	UnitedHealth Group Incorporated	.NO.	
		.0000	98-1328471				Casa de Saúde Santa Therezinha Ltda.	.BRA	NIA	Hospital Alvorada Taguatinga Ltda.	Ownership	100.000	UnitedHealth Group Incorporated	.NO.	
		.0000	82-5207935				Castle Rock SurgiCenter, LLC	.CO	NIA	SCA-Castle Rock, LLC	Ownership	51.000	UnitedHealth Group Incorporated	.NO.	
		.0000	82-5207935				Castle Rock SurgiCenter, LLC	.CO	NIA	SC Affiliates, LLC	Ownership	2.000	UnitedHealth Group Incorporated	.NO.	
		.0000	20-5807941				Catalyst360, LLC	.DE	NIA	Optum Services, Inc.	Ownership	100.000	UnitedHealth Group Incorporated	.NO.	
		.0000	98-1325466				Catamaran 2 Unlimited Company	.IRL	NIA	UnitedHealthcare International VIII S.à r.l.	Ownership	100.000	UnitedHealth Group Incorporated	.NO.	
		.0000					Catamaran Finance (Ireland) Unlimited Company	.IRL	NIA	Catamaran S.à r.l.	Ownership	100.000	UnitedHealth Group Incorporated	.NO.	
		.0000	98-1069737				Catamaran S.à r.l.	.LUX	NIA	UnitedHealthcare International II S.à r.l.	Ownership	100.000	UnitedHealth Group Incorporated	.NO.	
		.0000	82-1715584				CCEC Anesthesia Management, LLC	.TX	NIA	Corpus Christi Endoscopy Center, L.L.P.	Ownership	100.000	UnitedHealth Group Incorporated	.NO.	2
		.0000					CDC Holdings Colombia S.A.S.	.COL	NIA	Bordeaux UK Holdings II Limited	Ownership	100.000	UnitedHealth Group Incorporated	.NO.	

ANNUAL STATEMENT FOR THE YEAR 2021 OF THE UnitedHealthcare Plan of the River Valley, Inc.

SCHEDULE Y
PART 1A - DETAIL OF INSURANCE HOLDING COMPANY SYSTEM

1	2	3	4	5	6	7	8	9	10	11	12	13	14	15	16
Group Code	Group Name	NAIC Company Code	ID Number	Federal RSSD	CIK	Name of Securities Exchange if Publicly Traded (U.S. or International)	Names of Parent, Subsidiaries Or Affiliates	Domi-ciliary Location	Relation-ship to Reporting Entity	Directly Controlled by (Name of Entity/Person)	Type of Control (Ownership, Board, Management, Attorney-in-Fact, Influence, Other)	If Control is Ownership Provide Percentage	Ultimate Controlling Entity(ies)/Person(s)	Is an SCA Filing Re-quired? (Yes/No)	*
		.00000	85-3868373				Cedar Park JV Partners, LLC	TX	NIA	SCA Cedar Park Holdings, LLC	Ownership	43.700	UnitedHealth Group Incorporated	NO	2
		.00000	27-2533497				Cedar Park Surgery Center, LLC	TX	NIA	Cedar Park JV Partners, LLC	Ownership	35.500	UnitedHealth Group Incorporated	NO	2
		.00000	27-2533497				Cedar Park Surgery Center, LLC	TX	NIA	SCA Cedar Park Holdings, LLC	Ownership	19.660	UnitedHealth Group Incorporated	NO	2
		.00000	98-1111491				Cemed Care – Empresa de Atendimento Clínico Geral Ltda.	BRA	NIA	Amil Assistência Médica Internacional S.A.	Ownership	100.000	UnitedHealth Group Incorporated	NO	
		.00000	98-1111491				Cemed Care – Empresa de Atendimento Clínico Geral Ltda.	BRA	NIA	Esho – Empresa de Serviços Hospitalares S.A.	Ownership	0.000	UnitedHealth Group Incorporated	NO	
		.00000					Center for Quality Improvement, LLC	DE	NIA	OptumRx Holdings, LLC	Ownership	100.000	UnitedHealth Group Incorporated	NO	
		.00000	85-3324771				Center for Restorative Surgery at Maple Grove, LLC	MN	NIA	SCA Maple Grove Holdings, LLC	Ownership	52.023	UnitedHealth Group Incorporated	NO	2
		.00000	33-0483510				Centers for Family Medicine, GP	CA	NIA	MH Physician Three Holdco, a Medical Corporation	Ownership	99.000	UnitedHealth Group Incorporated	NO	1
		.00000	45-4131797				Central Indiana Care Organization, LLC	IN	NIA	AHN Target Holdings, LLC	Ownership	100.000	UnitedHealth Group Incorporated	NO	
		.00000	45-5600514				Central Ohio Care Organization, LLC	OH	NIA	AHN Target Holdings, LLC	Ownership	100.000	UnitedHealth Group Incorporated	NO	
		.00000					CentriHealth, LLC	DE	NIA	UnitedHealth Group Incorporated	Ownership	100.000	UnitedHealth Group Incorporated	NO	
		.00000					CentriHealth Corporation	CAN	NIA	CentriHealth, LLC	Ownership	100.000	UnitedHealth Group Incorporated	NO	
		.00000					Centro de Entrenamiento Capacitación en Reanimación y Prevención Limitada	CHL	NIA	Servicios Integrados de Salud Ltda.	Ownership	1.000	UnitedHealth Group Incorporated	NO	
		.00000					Centro de Entrenamiento Capacitación en Reanimación y Prevención Limitada	CHL	NIA	Clínica Dávila y Servicios Médicos S.p.A.	Ownership	99.000	UnitedHealth Group Incorporated	NO	
		.00000	98-1450490				Centro de Servicios Compartidos Banmédica SpA	CHL	NIA	Constructora Inmobiliaria Magapoq S.A.	Ownership	0.100	UnitedHealth Group Incorporated	NO	
		.00000	98-1450490				Centro de Servicios Compartidos Banmédica SpA	CHL	NIA	Banmédica S.A.	Ownership	99.900	UnitedHealth Group Incorporated	NO	
		.00000					Centro Médico Hospitalar Pitangueiras Ltda.	BRA	NIA	Esho – Empresa de Serviços Hospitalares S.A.	Ownership	100.000	UnitedHealth Group Incorporated	NO	
		.00000					Centro Médico Hospitalar Pitangueiras Ltda.	BRA	NIA	Hospital Alvorada Taguatinga Ltda.	Ownership	0.000	UnitedHealth Group Incorporated	NO	
		.00000	98-1457197				Centro Odontológico Americano S.A.C.	PER	NIA	Pacifico S.A. Entidad Prestadora de Salud	Ownership	80.000	UnitedHealth Group Incorporated	NO	
		.00000	98-1451635				Centromed Quilpué S.A.	CHL	NIA	Administradora Médica Centromed S.A.	Ownership	93.450	UnitedHealth Group Incorporated	NO	
		.00000					Centros Médicos y Dentales Multimed Ltda.	CHL	NIA	Clínica Dávila y Servicios Médicos S.p.A.	Ownership	0.010	UnitedHealth Group Incorporated	NO	
		.00000					Centros Médicos y Dentales Multimed Ltda.	CHL	NIA	Omesa SpA	Ownership	99.990	UnitedHealth Group Incorporated	NO	
.0707	UnitedHealth Group Incorporated	42765	42-1194107				Centurion Casualty Company	NE	IA	Specialty Benefits, LLC	Ownership	100.000	UnitedHealth Group Incorporated	NO	
		.00000	46-1454664				Channel Islands Surgicenter Properties, LLC	DE	NIA	SCA Holding Company, Inc.	Ownership	62.743	UnitedHealth Group Incorporated	NO	
		.00000	58-1709761				Charleston Surgery Center Limited Partnership	SC	NIA	SCA-Charleston, LLC	Ownership	25.056	UnitedHealth Group Incorporated	NO	2
		.00000	82-3973199				Charleston Surgery Properties, LLC	DE	NIA	SCA-Charleston, LLC	Ownership	50.852	UnitedHealth Group Incorporated	NO	
		.00000	56-1449531				Charlotte Surgery Center, LLC	NC	NIA	Charlotte-SC, LLC	Ownership	16.279	UnitedHealth Group Incorporated	NO	2
		.00000	56-1449532				Charlotte Surgery Properties, LTD.	NC	NIA	SCA-Mecklenburg Development Corp.	Ownership	14.000	UnitedHealth Group Incorporated	NO	2
		.00000	56-1449532				Charlotte Surgery Properties, LTD.	NC	NIA	SC Affiliates, LLC	Ownership	4.000	UnitedHealth Group Incorporated	NO	2
		.00000	62-1262567				Charlotte-SC, LLC	DE	NIA	SC Affiliates, LLC	Ownership	100.000	UnitedHealth Group Incorporated	NO	
		.00000	82-4075002				Chatham Orthopaedic ASC, LLC	GA	NIA	SCA-Chatham, LLC	Ownership	15.000	UnitedHealth Group Incorporated	NO	2
		.00000	26-2389638				Childrens Surgery Center LLC	FL	NIA	SC Affiliates, LLC	Ownership	1.057	UnitedHealth Group Incorporated	NO	
		.00000	26-2389638				Childrens Surgery Center LLC	FL	NIA	SCA-Central Florida, LLC	Ownership	51.000	UnitedHealth Group Incorporated	NO	
		.00000	62-1510209				Citrus Regional Surgery Center, L.P.	TN	NIA	SCA-Citrus, Inc.	Ownership	57.000	UnitedHealth Group Incorporated	NO	
		.00000	27-0204579				Claims Management Systems, Inc.	FL	NIA	Solstice Benefits, Inc.	Ownership	100.000	UnitedHealth Group Incorporated	NO	
		.00000	20-3742012				Cleburne Surgical Center, LLC	TX	NIA	Surgical Care Affiliates, LLC	Influence	0.000	UnitedHealth Group Incorporated	NO	
		.00000	98-1459640				Clínica Alameda SpA	CHL	NIA	Vida Integra S.p.A.	Ownership	99.800	UnitedHealth Group Incorporated	NO	
		.00000	98-1459640				Clínica Alameda SpA	CHL	NIA	Saden S.A.	Ownership	0.200	UnitedHealth Group Incorporated	NO	
		.00000	98-1443171				Clínica Bio Bio SpA	CHL	NIA	Banmédica S.A.	Ownership	0.000	UnitedHealth Group Incorporated	NO	
		.00000	98-1443171				Clínica Bio Bio SpA	CHL	NIA	Inversiones Clínicas Santa María SpA	Ownership	100.000	UnitedHealth Group Incorporated	NO	
		.00000	98-1442191				Clínica Ciudad del Mar S.A.	CHL	NIA	Banmédica S.A.	Ownership	0.000	UnitedHealth Group Incorporated	NO	
		.00000	98-1442191				Clínica Ciudad del Mar S.A.	CHL	NIA	Inversiones Clínicas Santa María SpA	Ownership	100.000	UnitedHealth Group Incorporated	NO	
		.00000	98-1446132				Clínica Dávila y Servicios Médicos S.p.A.	CHL	NIA	Banmédica S.A.	Ownership	99.998	UnitedHealth Group Incorporated	NO	
		.00000	98-1446132				Clínica Dávila y Servicios Médicos S.p.A.	CHL	NIA	Clínica Santa María S.p.A.	Ownership	0.002	UnitedHealth Group Incorporated	NO	

41.4

ANNUAL STATEMENT FOR THE YEAR 2021 OF THE UnitedHealthcare Plan of the River Valley, Inc.

SCHEDULE Y
PART 1A - DETAIL OF INSURANCE HOLDING COMPANY SYSTEM

1	2	3	4	5	6	7	8	9	10	11	12	13	14	15	16
Group Code	Group Name	NAIC Company Code	ID Number	Federal RSSD	CIK	Name of Securities Exchange if Publicly Traded (U.S. or International)	Names of Parent, Subsidiaries Or Affiliates	Domi-ciliary Location	Relation-ship to Reporting Entity	Directly Controlled by (Name of Entity/Person)	Type of Control (Ownership, Board, Management, Attorney-in-Fact, Influence, Other)	If Control is Ownership Provide Percentage	Ultimate Controlling Entity(ies)/Person(s)	Is an SCA Filing Re-quired? (Yes/No)	*
		.0000					Clínica del Country S.A.S.	.COL	NIA	CDC Holdings Colombia S.A.S.	Ownership	50.000	UnitedHealth Group Incorporated	.NO.	
		.0000					Clínica del Country S.A.S.	.COL	NIA	Banmédica Internacional SpA	Ownership	50.000	UnitedHealth Group Incorporated	.NO.	
		.0000	98-1350667				Clínica Médico Cirúrgica de Santa Tecla, S.A.	.PRT	NIA	Lusiadas, SGPS, S.A.	Ownership	100.000	UnitedHealth Group Incorporated	.NO.	
		.0000	98-1462343				Clínica San Felipe S.A.	.PER	NIA	Pacifico S.A. Entidad Prestadora de Salud	Ownership	93.740	UnitedHealth Group Incorporated	.NO.	
		.0000	98-1455936				Clínica Sánchez Ferrer S.A.	.PER	NIA	Pacifico S.A. Entidad Prestadora de Salud	Ownership	100.000	UnitedHealth Group Incorporated	.NO.	
		.0000	98-1442754				Clínica Santa María S.p.A.	.CHL	NIA	Banmédica S.A.	Ownership	99.510	UnitedHealth Group Incorporated	.NO.	
		.0000	98-1442745				Clínica Vespuccio S.A.	.CHL	NIA	Inversiones Clínicas Santa María SpA	Ownership	100.000	UnitedHealth Group Incorporated	.NO.	
		.0000	98-1442745				Clínica Vespuccio S.A.	.CHL	NIA	Banmédica S.A.	Ownership	0.000	UnitedHealth Group Incorporated	.NO.	
		.0000	46-2879718				Clinical Partners of Colorado Springs, LLC	.CO	NIA	OptumCare Colorado, LLC	Ownership	50.000	UnitedHealth Group Incorporated	.NO.	
		.0000	20-2236024				Clinton Partners, LLC	.MI	NIA	HFHS-SCA Holdings, LLC	Ownership	51.000	UnitedHealth Group Incorporated	.NO.	2
		.0000	98-1350671				CLISA – Clínica de Santo António, S.A.	.PRT	NIA	Lusiadas, SGPS, S.A.	Ownership	100.000	UnitedHealth Group Incorporated	.NO.	
		.0000	98-1337968				CMO – Centro Médico de Oftalmologia S/S Ltda.	.BRA	NIA	Hospital Alvorada Taguatinga Ltda.	Ownership	99.000	UnitedHealth Group Incorporated	.NO.	
		.0000	98-1337968				CMO – Centro Médico de Oftalmologia S/S Ltda.	.BRA	NIA	Lotten-Eyes Oftalmologia Clinica e Cirurgica Ltda.	Ownership	1.000	UnitedHealth Group Incorporated	.NO.	
		.0000	98-1277015				CMS – Central de Manipulação e Serviços Farmacêuticos Ltda.	.BRA	NIA	Esho – Empresa de Serviços Hospitalares S.A.	Ownership	0.010	UnitedHealth Group Incorporated	.NO.	
		.0000	98-1277015				CMS – Central de Manipulação e Serviços Farmacêuticos Ltda.	.BRA	NIA	COI – Clínicas Oncológicas Integradas S.A.	Ownership	99.990	UnitedHealth Group Incorporated	.NO.	
		.0000	56-2674371				Coachella Valley Physicians of PrimeCare, Inc.	.CA	NIA	PrimeCare Medical Network, Inc.	Ownership	100.000	UnitedHealth Group Incorporated	.NO.	
		.0000	27-1193028				Coalition for Advanced Pharmacy Services, Inc.	.DE	NIA	OptumRx Home Delivery of Ohio, LLC	Ownership	0.116	UnitedHealth Group Incorporated	.NO.	
		.0000	27-1193028				Coalition for Advanced Pharmacy Services, Inc.	.DE	NIA	OptumRx PBM of Maryland, LLC	Ownership	5.341	UnitedHealth Group Incorporated	.NO.	
		.0000	27-1193028				Coalition for Advanced Pharmacy Services, Inc.	.DE	NIA	Optum Hospice Pharmacy Services, LLC	Ownership	1.277	UnitedHealth Group Incorporated	.NO.	
		.0000	27-1193028				Coalition for Advanced Pharmacy Services, Inc.	.DE	NIA	OptumRx Health Solutions, LLC	Ownership	93.266	UnitedHealth Group Incorporated	.NO.	
		.0000	98-1444067				Cobranzas Banmédica SpA	.CHL	NIA	Saden S.A.	Ownership	0.000	UnitedHealth Group Incorporated	.NO.	
		.0000	98-1444067				Cobranzas Banmédica SpA	.CHL	NIA	Banmédica S.A.	Ownership	100.000	UnitedHealth Group Incorporated	.NO.	
		.0000	98-1276040				COI – Clínicas Oncológicas Integradas S.A.	.BRA	NIA	Esho – Empresa de Serviços Hospitalares S.A.	Ownership	100.000	UnitedHealth Group Incorporated	.NO.	
		.0000	27-2337616				Collaborative Care Holdings, LLC	.DE	NIA	OptumHealth Holdings, LLC	Ownership	100.000	UnitedHealth Group Incorporated	.NO.	
		.0000	27-2337487				Collaborative Care Services, Inc.	.DE	NIA	Collaborative Care Holdings, LLC	Ownership	100.000	UnitedHealth Group Incorporated	.NO.	
		.0000	45-2614005				Collaborative Realty, LLC	.NY	NIA	Collaborative Care Holdings, LLC	Ownership	100.000	UnitedHealth Group Incorporated	.NO.	
		.0000					Colmedica Medicina Prepagada S.A.	.COL	NIA	Banmédica S.A.	Ownership	76.270	UnitedHealth Group Incorporated	.NO.	
		.0000					Colmedica Medicina Prepagada S.A.	.COL	NIA	Constructora Inmobiliaria Magapoo S.A.	Ownership	0.000	UnitedHealth Group Incorporated	.NO.	
		.0000	83-1529015				Colonial Outpatient Surgery Center, LLC	.FL	NIA	SCA-Colonial Partners, LLC	Ownership	51.000	UnitedHealth Group Incorporated	.NO.	
		.0000	83-1529015				Colonial Outpatient Surgery Center, LLC	.FL	NIA	SC Affiliates, LLC	Ownership	14.000	UnitedHealth Group Incorporated	.NO.	
		.0000					Colorado Innovative Physician Solutions, Inc.	.CO	NIA	OptumCare Colorado, LLC	Ownership	100.000	UnitedHealth Group Incorporated	.NO.	
		.0000	37-1636677				Colorado Springs Surgery Center, Ltd.	.CO	NIA	SCA-Colorado Springs, LLC	Ownership	95.000	UnitedHealth Group Incorporated	.NO.	
		.0000	84-1160450				Comfort Care Transportation, LLC	.TX	NIA	WellMed Medical Management, Inc.	Ownership	100.000	UnitedHealth Group Incorporated	.NO.	
		.0000	11-3647007				Connect Medical, P.C.	.NY	NIA	Physician(s) Owned	Influence	0.000	UnitedHealth Group Incorporated	.NO.	1
		.0000	06-1592173				Connecticut Surgery Center, Limited Partnership	.CT	NIA	Surgical Care Affiliates, LLC	Ownership	11.500	UnitedHealth Group Incorporated	.NO.	
		.0000	06-1592173				Connecticut Surgery Center, Limited Partnership	.CT	NIA	Connecticut Surgical Center, LLC	Ownership	51.000	UnitedHealth Group Incorporated	.NO.	
		.0000	26-1313646				Connecticut Surgery Properties, LLC	.DE	NIA	SC Affiliates, LLC	Ownership	100.000	UnitedHealth Group Incorporated	.NO.	
		.0000	06-1156342				Connecticut Surgical Center, LLC	.DE	NIA	Surgical Care Affiliates, LLC	Ownership	62.745	UnitedHealth Group Incorporated	.NO.	
		.0000	46-0891463				ConnectYourCare, Inc.	.DE	NIA	Optum Financial, Inc.	Ownership	100.000	UnitedHealth Group Incorporated	.NO.	
		.0000	26-1274092				ConnectYourCare, LLC	.MD	NIA	ConnectYourCare, Inc.	Ownership	100.000	UnitedHealth Group Incorporated	.NO.	

ANNUAL STATEMENT FOR THE YEAR 2021 OF THE UnitedHealthcare Plan of the River Valley, Inc.

SCHEDULE Y
PART 1A - DETAIL OF INSURANCE HOLDING COMPANY SYSTEM

1	2	3	4	5	6	7	8	9	10	11	12	13	14	15	16
Group Code	Group Name	NAIC Company Code	ID Number	Federal RSSD	CIK	Name of Securities Exchange if Publicly Traded (U.S. or International)	Names of Parent, Subsidiaries Or Affiliates	Domi-ciliary Location	Relation-ship to Reporting Entity	Directly Controlled by (Name of Entity/Person)	Type of Control (Ownership, Board, Management, Attorney-in-Fact, Influence, Other)	If Control is Ownership Provide Percentage	Ultimate Controlling Entity(ies)/Person(s)	Is an SCA Filing Re-quired? (Yes/No)	*
		.0000	98-1448720				Constructora Inmobiliaria Magapoq S.A.	.CHL	NIA	Banmedica S.A.	Ownership	99.900	UnitedHealth Group Incorporated	.NO.	
		.0000	98-1448720				Constructora Inmobiliaria Magapoq S.A.	.CHL	NIA	Inmobiliaria Apoquindo 3600 Ltda.	Ownership	0.100	UnitedHealth Group Incorporated	.NO.	
		.0000	20-0231080				Consumer Wellness Solutions, Inc.	.DE	NIA	Optum Services, Inc.	Ownership	100.000	UnitedHealth Group Incorporated	.NO.	
		.0000	83-2599969				Cornell Surgicenter, LLC	.OR	NIA	Providence & SCA Off-Campus Holdings, LLC	Ownership	58.344	UnitedHealth Group Incorporated	.NO.	2
		.0000	87-1134519				Cornerstone Surgery Center, LLC	.FL	NIA	SC Affiliates, LLC	Ownership	100.000	UnitedHealth Group Incorporated	.NO.	
		.0000	20-2595593				Corpus Christi Endoscopy Center, L.L.P.	.TX	NIA	SCA Pacific Holdings, Inc.	Ownership	18.500	UnitedHealth Group Incorporated	.NO.	2
		.0000					Country Scan Ltda.	.COL	NIA	Patrimonio Autónomo Nueva Clínica	Ownership	51.800	UnitedHealth Group Incorporated	.NO.	
		.0000	52-2176762				Curaspan Health Group, Inc.	.DE	NIA	naviHealth, Inc.	Ownership	100.000	UnitedHealth Group Incorporated	.NO.	
		.0000	26-0080565				Cypress Care, Inc.	.DE	NIA	Healthcare Solutions, Inc.	Ownership	100.000	UnitedHealth Group Incorporated	.NO.	
		.0000	63-1263704				Danbury Surgical Center, L.P.	.GA	NIA	SunSurgery, LLC	Ownership	2.828	UnitedHealth Group Incorporated	.NO.	
		.0000	63-1263704				Danbury Surgical Center, L.P.	.GA	NIA	SCA Danbury Surgical Center, LLC	Ownership	50.419	UnitedHealth Group Incorporated	.NO.	
		.0000	81-5101448				David Moen, M.D. P.C.	.NY	NIA	Physician(s) Owned	Influence	0.000	UnitedHealth Group Incorporated	.NO.	1
		.0000	45-2380022				David R. Ferrell, M.D., P.C.	.NY	NIA	Physician(s) Owned	Influence	0.000	UnitedHealth Group Incorporated	.NO.	1
		.0000	11-2811353				Day-OP Center Of Long Island Inc.	.NY	NIA	Physician(s) Owned	Influence	0.000	UnitedHealth Group Incorporated	.NO.	1
		.0000	75-2790863				Day-Op Surgery Consulting Company, LLC	.DE	NIA	ProHEALTH Medical Management, LLC	Ownership	100.000	UnitedHealth Group Incorporated	.NO.	
		.0000	52-1811176				DBP Services of New York IPA, Inc.	.NY	NIA	Dental Benefit Providers, Inc.	Ownership	100.000	UnitedHealth Group Incorporated	.NO.	
		.0000	52-1452809				Dental Benefit Providers of California, Inc.	.CA	IA	Dental Benefit Providers, Inc.	Ownership	100.000	UnitedHealth Group Incorporated	.NO.	
.0707	UnitedHealth Group Incorporated	52053	36-4008355				Dental Benefit Providers of Illinois, Inc.	.IL	IA	Dental Benefit Providers, Inc.	Ownership	100.000	UnitedHealth Group Incorporated	.NO.	
		.0000	41-2014834				Dental Benefit Providers, Inc.	.DE	NIA	United HealthCare Services, Inc.	Ownership	100.000	UnitedHealth Group Incorporated	.NO.	
		.0000					Denton Endoscopy Surgery Center, LLC	.TX	NIA	Surgical Care Affiliates, LLC	Influence	0.000	UnitedHealth Group Incorporated	.NO.	
		.0000	47-0926556				Denton Surgery Center, LLC	.TX	NIA	Surgical Care Affiliates, LLC	Influence	0.000	UnitedHealth Group Incorporated	.NO.	
		.0000	82-1436601				Derry Surgical Center, LLC	.NH	NIA	SCA-Derry, LLC	Ownership	72.000	UnitedHealth Group Incorporated	.NO.	
		.0000	98-1460401				Diagnóstico Ecotomográfico Centromed Ltda.	.CHL	NIA	Administradora Médica Centromed S.A.	Ownership	50.000	UnitedHealth Group Incorporated	.NO.	
		.0000	98-1460347				Dianóstico por Imágenes Centromed Ltda.	.CHL	NIA	Centromed Quilpué S.A.	Ownership	6.660	UnitedHealth Group Incorporated	.NO.	
		.0000	98-1460347				Dianóstico por Imágenes Centromed Ltda.	.CHL	NIA	Administradora Médica Centromed S.A.	Ownership	93.340	UnitedHealth Group Incorporated	.NO.	
		.0000	33-0292435				Digestive Disease Center, L.P.	.CA	NIA	Beach Surgical Holdings LLC	Ownership	51.000	UnitedHealth Group Incorporated	.NO.	2
		.0000	98-1285762				Dilab Medicina Nuclear Ltda.	.BRA	NIA	Esho - Empresa de Serviços Hospitalares S.A.	Ownership	100.000	UnitedHealth Group Incorporated	.NO.	
		.0000	27-4022876				Diplomat Blocker, LLC	.DE	NIA	Diplomat Pharmacy, Inc.	Ownership	100.000	UnitedHealth Group Incorporated	.NO.	
		.0000	38-3453193				Diplomat Corporate Properties, LLC	.MI	NIA	Diplomat Pharmacy, Inc.	Ownership	100.000	UnitedHealth Group Incorporated	.NO.	
		.0000	38-2063100				Diplomat Pharmacy, Inc.	.MI	NIA	OptumRx Holdings, LLC	Ownership	100.000	UnitedHealth Group Incorporated	.NO.	
		.0000	20-8576702				Diplomat Specialty Pharmacy Great Lakes Distribution Center, LLC	.MI	NIA	Diplomat Pharmacy, Inc.	Ownership	100.000	UnitedHealth Group Incorporated	.NO.	
		.0000	20-3855530				Diplomat Specialty Pharmacy of Chicago, LLC	.MI	NIA	Diplomat Pharmacy, Inc.	Ownership	100.000	UnitedHealth Group Incorporated	.NO.	
		.0000	26-0146551				Diplomat Specialty Pharmacy of Ft. Lauderdale, LLC	.MI	NIA	Diplomat Pharmacy, Inc.	Ownership	100.000	UnitedHealth Group Incorporated	.NO.	
		.0000	94-3459971				Diplomat Specialty Pharmacy of Los Angeles County, LLC	.CA	NIA	Diplomat Pharmacy, Inc.	Ownership	100.000	UnitedHealth Group Incorporated	.NO.	
		.0000	30-0238641				Distance Learning Network, Inc.	.DE	NIA	OptumHealth Holdings, LLC	Ownership	100.000	UnitedHealth Group Incorporated	.NO.	
		.0000	47-2415159				divvyMED, LLC	.DE	NIA	Penzo Enterprises, LLC	Ownership	100.000	UnitedHealth Group Incorporated	.NO.	
		.0000					DocASAP India Technologies Private Limited	.IND	NIA	DocASAP, Inc.	Ownership	90.826	UnitedHealth Group Incorporated	.NO.	
		.0000					DocASAP India Technologies Private Limited	.IND	NIA	DocASAP US, LLC	Ownership	9.174	UnitedHealth Group Incorporated	.NO.	
		.0000	84-4477557				DocASAP US, LLC	.DE	NIA	DocASAP, Inc.	Ownership	100.000	UnitedHealth Group Incorporated	.NO.	
		.0000	26-4753954				DocASAP, Inc.	.DE	NIA	OptumInsight, Inc.	Ownership	100.000	UnitedHealth Group Incorporated	.NO.	
		.0000					Doctor + S.A.C.	.PER	NIA	Pacifico S.A. Entidad Prestadora de Salud	Ownership	100.000	UnitedHealth Group Incorporated	.NO.	
		.0000	82-5264853				Dry Creek Surgery Center, LLC	.CO	NIA	SCA-Dry Creek, LLC	Ownership	59.896	UnitedHealth Group Incorporated	.NO.	
		.0000	27-2176462				DSP Flint Real Estate, LLC	.MI	NIA	Diplomat Pharmacy, Inc.	Ownership	100.000	UnitedHealth Group Incorporated	.NO.	
		.0000	27-2499399				DSP-Building C, LLC	.MI	NIA	Diplomat Pharmacy, Inc.	Ownership	100.000	UnitedHealth Group Incorporated	.NO.	
		.0000	82-5181311				DTC Surgery Center, LLC	.CO	NIA	SCA-Denver Physicians Holdings, LLC	Ownership	100.000	UnitedHealth Group Incorporated	.NO.	
		.0000	27-2103713				Dublin Surgery Center, LLC	.OH	NIA	SCA-Dublin, LLC	Ownership	45.897	UnitedHealth Group Incorporated	.NO.	2
		.0000	82-0668583				Duluth Surgical Suites, LLC	.MN	NIA	SCA Duluth Holdings, LLC	Ownership	42.697	UnitedHealth Group Incorporated	.NO.	2
		.0000	04-3106404				Durable Medical Equipment, Inc.	.MA	NIA	Reliant Medical Group, Inc.	Ownership	100.000	UnitedHealth Group Incorporated	.NO.	1
		.0000	59-3625966				DWIC of Tampa Bay, Inc.	.FL	NIA	MedExpress Development, LLC	Ownership	100.000	UnitedHealth Group Incorporated	.NO.	

ANNUAL STATEMENT FOR THE YEAR 2021 OF THE UnitedHealthcare Plan of the River Valley, Inc.

SCHEDULE Y
PART 1A - DETAIL OF INSURANCE HOLDING COMPANY SYSTEM

1	2	3	4	5	6	7	8	9	10	11	12	13	14	15	16
Group Code	Group Name	NAIC Company Code	ID Number	Federal RSSD	CIK	Name of Securities Exchange if Publicly Traded (U.S. or International)	Names of Parent, Subsidiaries Or Affiliates	Domiciliary Location	Relationship to Reporting Entity	Directly Controlled by (Name of Entity/Person)	Type of Control (Ownership, Board, Management, Attorney-in-Fact, Influence, Other)	If Control is Ownership Provide Percentage	Ultimate Controlling Entity(ies)/Person(s)	Is an SCA Filing Required? (Yes/No)	*
		.00000	59-3705426				E Street Endoscopy, LLC	FL	NIA	West Coast Endoscopy Holdings, LLC	Ownership	51.000	UnitedHealth Group Incorporated	NO	
		.00000	95-4660712				Ear Professionals International Corporation	DE	NIA	Specialty Benefits, LLC	Ownership	100.000	UnitedHealth Group Incorporated	NO	
		.00000	02-0593133				East Brunswick Surgery Center, LLC	NJ	NIA	ASC Holdings of New Jersey, LLC	Ownership	51.000	UnitedHealth Group Incorporated	NO	
		.00000	02-0593133				East Brunswick Surgery Center, LLC	NJ	NIA	Endoscopy Center Affiliates, Inc.	Ownership	32.000	UnitedHealth Group Incorporated	NO	
		.00000	71-0923682				eCode Solutions, LLC	DE	NIA	Surgical Care Affiliates, LLC	Ownership	100.000	UnitedHealth Group Incorporated	NO	
		.00000	84-1162764				Electronic Network Systems, Inc.	DE	NIA	Optum360 Solutions, LLC	Ownership	100.000	UnitedHealth Group Incorporated	NO	
		.00000	98-1339173				Elual Participações S.A.	BRA	NIA	Anil Assistência Médica Internacional S.A.	Ownership	60.004	UnitedHealth Group Incorporated	NO	
		.00000	98-1339173				Elual Participações S.A.	BRA	NIA	Esho – Empresa de Serviços Hospitalares S.A.	Ownership	39.996	UnitedHealth Group Incorporated	NO	
		.00000	87-1240516				EM Orange Tree LLC	CA	NIA	EPIC Management Services, LLC	Ownership	100.000	UnitedHealth Group Incorporated	NO	
		.00000	87-1240516				Emisar Pharma Services LLC	DE	NIA	Optum Pharma Services Holdings, Inc.	Ownership	100.000	UnitedHealth Group Incorporated	NO	
		.00000	26-2195068				Empire Physician Management Company, LLC	CA	NIA	California, Inc.	Ownership	100.000	UnitedHealth Group Incorporated	NO	
		.00000	33-0181426				Empire Physicians' Medical Group, Inc.	CA	NIA	NAIM Medical Group Holdings, Inc.	Ownership	100.000	UnitedHealth Group Incorporated	NO	1
		.00000	77-0317478				Empremédica S. A.	PER	NIA	Banmedica S.A.	Ownership	100.000	UnitedHealth Group Incorporated	NO	
.0707	UnitedHealth Group Incorporated	.89087	75-1617708				Endoscopy Center Affiliates, Inc.	DE	NIA	National Surgery Centers, LLC	Ownership	100.000	UnitedHealth Group Incorporated	NO	
		.00000	27-2767291				Enterprise Life Insurance Company	TX	IA	Freedom Life Insurance Company of America	Ownership	100.000	UnitedHealth Group Incorporated	NO	
		.00000	33-0654147				EP Campus I, LLC	DE	NIA	UnitedHealthcare Insurance Company	Ownership	100.000	UnitedHealth Group Incorporated	NO	
		.00000	81-0732646				EPIC Health Plan	CA	NIA	EPIC Management Services, LLC	Ownership	100.000	UnitedHealth Group Incorporated	NO	
		.00000	27-0083277				EPIC Management Services, LLC	DE	NIA	Collaborative Care Holdings, LLC	Ownership	100.000	UnitedHealth Group Incorporated	NO	
		.00000	81-0732646				Equian Parent Corp.	DE	NIA	OptumInsight, Inc.	Ownership	100.000	UnitedHealth Group Incorporated	NO	
		.00000	27-0083277				Equian, LLC	IN	NIA	Equian Parent Corp.	Ownership	100.000	UnitedHealth Group Incorporated	NO	
		.00000	81-1070402				Esho – Empresa de Serviços Hospitalares S.A.	BRA	NIA	Anil Assistência Médica Internacional S.A.	Ownership	99.705	UnitedHealth Group Incorporated	NO	
		.00000	81-1625636				Everett MSO, Inc.	WA	NIA	OptumCare Holdings, LLC	Ownership	100.000	UnitedHealth Group Incorporated	NO	
		.00000	20-0087132				Everett Physicians, Inc. P.S.	WA	NIA	Physician(s) Owned	Influence	0.000	UnitedHealth Group Incorporated	NO	1
		.00000	11-3669765				Excelsior Insurance Brokerage, Inc.	DE	NIA	HealthMarkets Insurance Agency, Inc.	Ownership	100.000	UnitedHealth Group Incorporated	NO	
		.00000	30-0701899				Executive Health Resources, Inc.	PA	NIA	Optum360 Solutions, LLC	Ownership	100.000	UnitedHealth Group Incorporated	NO	
		.00000	30-0701899				Executive Surgery Center, L.L.C.	TX	NIA	SCA-Houston Executive, LLC	Ownership	54.466	UnitedHealth Group Incorporated	NO	
		.00000	98-1259260				Exploration for Mine Clearance LLC	IRQ	NIA	UnitedHealthcare Global Medical (UK) Limited	Ownership	100.000	UnitedHealth Group Incorporated	NO	
		.00000	27-0927202				Eye Clinic Oftalmologia Clínica Cirúrgica e Diagnóstico Ltda.	BRA	NIA	Hospital Alvorada Taguatinga Ltda.	Ownership	100.000	UnitedHealth Group Incorporated	NO	
		.00000	88-0223385				Eye Specialists Surgery Centers LLC	IN	NIA	SCA AHN JV Holdings, LLC	Ownership	51.000	UnitedHealth Group Incorporated	NO	
		.00000	88-0257036				Family Health Care Services	NV	NIA	Sierra Health Services, Inc.	Ownership	100.000	UnitedHealth Group Incorporated	NO	
		.00000	82-2929226				Family Home Hospice, Inc.	NV	NIA	Sierra Health Services, Inc.	Ownership	100.000	UnitedHealth Group Incorporated	NO	
		.00000	85-2966587				First Coast Orthopedic Center, LLC	FL	NIA	ASV-HOPCo-SCA Florida, LLC	Ownership	51.000	UnitedHealth Group Incorporated	NO	2
		.00000	47-2066485				First Family Insurance, LLC	DE	NIA	Golden Rule Financial Corporation	Ownership	100.000	UnitedHealth Group Incorporated	NO	
		.00000	62-1551098				First Hill Surgery Center, LLC	WA	NIA	Physician(s) Owned	Influence	0.000	UnitedHealth Group Incorporated	NO	1
		.00000	35-2456267				Florence Surgery Center, L.P.	TN	NIA	SCA-Florence, LLC	Ownership	20.000	UnitedHealth Group Incorporated	NO	2
		.00000	35-2456267				FMG Holdings, LLC	DE	NIA	UnitedHealth Group Incorporated	Ownership	98.704	UnitedHealth Group Incorporated	NO	
		.00000	86-0908902				FMG Holdings, LLC	DE	NIA	Hygeia Corporation	Ownership	1.296	UnitedHealth Group Incorporated	NO	
		.00000	33-0766617				For Health of Arizona, Inc.	AZ	NIA	For Health, Inc.	Ownership	100.000	UnitedHealth Group Incorporated	NO	
		.00000	77-0368346				For Health, Inc.	DE	NIA	Inspiris, Inc.	Ownership	100.000	UnitedHealth Group Incorporated	NO	
		.00000	86-0901608				Fort Worth Endoscopy Centers, LLC	TX	NIA	Surgical Care Affiliates, LLC	Influence	0.000	UnitedHealth Group Incorporated	NO	
		.00000	20-4647560				Fortified Provider Network, Inc.	AZ	NIA	Equian Parent Corp.	Ownership	100.000	UnitedHealth Group Incorporated	NO	
		.00000	68-0499459				Foundation Surgery Affiliate General of Huntingdon Valley, LLC	OK	NIA	Virtua-SCA Holdings II, LLC	Ownership	54.920	UnitedHealth Group Incorporated	NO	2
		.00000	68-0499459				Foundation Surgery Affiliate of Huntingdon Valley, L.P.	OK	NIA	Virtua-SCA Holdings II, LLC	Ownership	54.366	UnitedHealth Group Incorporated	NO	2
		.00000	68-0499459				Foundation Surgery Affiliate of Huntingdon Valley, L.P.	OK	NIA	Foundation Surgery Affiliate General of Huntingdon Valley, LLC	Ownership	1.011	UnitedHealth Group Incorporated	NO	2
		.00000	20-3412606				Franklin Surgical Center LLC	NJ	NIA	SCA-Franklin, LLC	Ownership	51.332	UnitedHealth Group Incorporated	NO	

41.7

ANNUAL STATEMENT FOR THE YEAR 2021 OF THE UnitedHealthcare Plan of the River Valley, Inc.

SCHEDULE Y
PART 1A - DETAIL OF INSURANCE HOLDING COMPANY SYSTEM

1	2	3	4	5	6	7	8	9	10	11	12	13	14	15	16
Group Code	Group Name	NAIC Company Code	ID Number	Federal RSSD	CIK	Name of Securities Exchange if Publicly Traded (U.S. or International)	Names of Parent, Subsidiaries Or Affiliates	Domi-ciliary Location	Relation-ship to Reporting Entity	Directly Controlled by (Name of Entity/Person)	Type of Control (Ownership, Board, Management, Attorney-in-Fact, Influence, Other)	If Control is Ownership Provide Percentage	Ultimate Controlling Entity(ies)/Person(s)	Is an SCA Filing Re-quired? (Yes/No)	*
.0707	UnitedHealth Group Incorporated	.62324 .00000	61-1096685 82-3453993				Freedom Life Insurance Company of America Freeway Surgicenter of Houston, LLC	TX TX	IA NIA	USHEALTH Group, Inc. SCA-Freeway Holdings, LLC	Ownership Ownership	100.000 59.322	UnitedHealth Group Incorporated UnitedHealth Group Incorporated	.NO .NO	
		.00000	98-1172769				Frontier Medex Tanzania Limited	TZA	NIA	Limited	Ownership	99.000	UnitedHealth Group Incorporated	.NO	
		.00000	98-1147103				FrontierMEDEX Kenya Limited	KEN	NIA	UnitedHealthcare International I B.V.	Ownership	0.100	UnitedHealth Group Incorporated	.NO	
		.00000	98-1147103				FrontierMEDEX Kenya Limited	KEN	NIA	UnitedHealthcare Global Medical (UK) Limited	Ownership	99.900	UnitedHealth Group Incorporated	.NO	
		.00000	98-1101521				FrontierMEDEX Limited	IRQ	NIA	UnitedHealthcare Global Medical (UK) Limited	Ownership	100.000	UnitedHealth Group Incorporated	.NO	
		.00000	33-1219808				FrontierMEDEX US, Inc.	DE	NIA	UnitedHealth Group Incorporated	Ownership	75.387	UnitedHealth Group Incorporated	.NO	
		.00000	33-1219808				FrontierMEDEX US, Inc.	DE	NIA	FMG Holdings, LLC	Ownership	24.613	UnitedHealth Group Incorporated	.NO	
		.00000	52-2230470				FrontierMEDEX, Inc.	IN	NIA	FrontierMEDEX US, Inc.	Ownership	100.000	UnitedHealth Group Incorporated	.NO	
		.00000	63-0833765				Fundación Bamédica	CHL	NIA	Bamédica S.A.	Ownership	100.000	UnitedHealth Group Incorporated	.NO	
		.00000	27-0556097				Gadsden Surgery Center, LLC	DE	NIA	SC Affiliates, LLC	Ownership	100.000	UnitedHealth Group Incorporated	.NO	
		.00000	47-3851949				Genoa Healthcare LLC	PA	NIA	Specialized Pharmaceuticals, Inc.	Ownership	100.000	UnitedHealth Group Incorporated	.NO	
		.00000	20-5009764				Genoa Healthcare, Inc.	DE	NIA	OptumRx Holdings, LLC	Ownership	100.000	UnitedHealth Group Incorporated	.NO	
		.00000	38-4034308				Genoa of Arkansas, LLC	AR	NIA	Genoa Healthcare LLC	Ownership	100.000	UnitedHealth Group Incorporated	.NO	
		.00000	45-3010132				Genoa Technology (Canada) Inc.	CAN	NIA	Genoa Technology, Inc.	Ownership	100.000	UnitedHealth Group Incorporated	.NO	
		.00000	81-4703295				Genoa Technology, Inc.	DE	NIA	Genoa Healthcare LLC	Ownership	100.000	UnitedHealth Group Incorporated	.NO	
		.00000	37-0920164				Genoa Telepsychiatry, Inc.	DE	NIA	Genoa Healthcare LLC	Ownership	100.000	UnitedHealth Group Incorporated	.NO	
		.00000	65-1025514				Genoa, QoL Wholesale, LLC	DE	NIA	Genoa Healthcare LLC	Ownership	100.000	UnitedHealth Group Incorporated	.NO	
		.00000	47-3495605				gethealthinsurance.com Agency Inc.	IN	NIA	Golden Rule Financial Corporation	Ownership	100.000	UnitedHealth Group Incorporated	.NO	
		.00000	33-0595220				Gladiolus Surgery Center, L.L.C.	FL	NIA	SCA-Gladiolus, LLC	Ownership	50.789	UnitedHealth Group Incorporated	.NO	
		.00000	33-0595220				GLBESC, LLC	DE	NIA	Beach Surgical Holdings LLC	Ownership	52.270	UnitedHealth Group Incorporated	.NO	2
		.00000	33-0595220				Glenwood Surgical Center, L.P.	CA	NIA	SCA-Glenwood Holdings, LLC	Ownership	56.730	UnitedHealth Group Incorporated	.NO	
		.00000	62-1601450				Glenwood Surgical Center, L.P.	CA	NIA	Glenwood-SC, Inc.	Ownership	1.080	UnitedHealth Group Incorporated	.NO	
		.00000	27-3337336				Glenwood-SC, Inc.	TN	NIA	SC Affiliates, LLC	Ownership	100.000	UnitedHealth Group Incorporated	.NO	
		.00000	20-3420886				Global One Ventures, LLC	CA	NIA	SCA Global One Holdings, LLC	Ownership	100.000	UnitedHealth Group Incorporated	.NO	
		.00000	37-0855360				Golden Outlook, Inc.	CA	NIA	Golden Rule Financial Corporation	Ownership	100.000	UnitedHealth Group Incorporated	.NO	
.0707	UnitedHealth Group Incorporated	.62286	37-6028756	3057283			Golden Rule Financial Corporation	IN	IA	UnitedHealth Group Incorporated	Ownership	100.000	UnitedHealth Group Incorporated	.NO	
		.00000	33-0529450				Golden Rule Insurance Company	IN	IA	Golden Rule Financial Corporation	Ownership	100.000	UnitedHealth Group Incorporated	.NO	
		.00000	52-1597483				Golden Triangle Surgicenter, L.P.	CA	NIA	Surgery Centers-West Holdings, LLC	Ownership	51.000	UnitedHealth Group Incorporated	.NO	
		.00000	93-1237063				Grandview Surgery Center, LTD.	PA	NIA	Camp Hill Ambulatory Centers	Ownership	41.993	UnitedHealth Group Incorporated	.NO	2
		.00000	81-4648930				Grants Pass Surgery Center, LLC	OR	NIA	SCA-Grants Pass, LLC	Ownership	51.000	UnitedHealth Group Incorporated	.NO	
		.00000	27-2337725				Greater New Haven ASC, LLC	CT	NIA	SCA-Handen, LLC	Ownership	73.129	UnitedHealth Group Incorporated	.NO	2
		.00000	36-4053840				Greater Phoenix Collaborative Care, P.C.	AZ	NIA	Physician(s) Owned	Influence	0.000	UnitedHealth Group Incorporated	.NO	1
		.00000	74-2411643				Greensboro Specialty Surgery Center, LLC	NC	NIA	NSC Greensboro West, LLC	Ownership	50.100	UnitedHealth Group Incorporated	.NO	2
		.00000	85-3346468				Greenville Surgery Center, LLC	TX	NIA	Surgical Care Affiliates, LLC	Influence	0.000	UnitedHealth Group Incorporated	.NO	
		.00000	33-0749339				Greenway Surgical Suites, LLC	IN	NIA	SCA Greenway Holdings, LLC	Ownership	56.766	UnitedHealth Group Incorporated	.NO	2
		.00000	33-0749339				Grossmont Surgery Center, L.P.	CA	NIA	SunSurgery, LLC	Ownership	1.000	UnitedHealth Group Incorporated	.NO	2
		.00000	01-0619096				Grossmont Surgery Center, L.P.	CA	NIA	Medical Surgical Centers of America, Inc.	Ownership	31.645	UnitedHealth Group Incorporated	.NO	2
		.00000	26-1227494				Grove Place Surgery Center, L.L.C.	FL	NIA	SC Affiliates, LLC	Ownership	0.340	UnitedHealth Group Incorporated	.NO	
		.00000	98-0213198				Grove Place Surgery Center, L.L.C.	FL	NIA	SCA-Grove Place, LLC	Ownership	51.000	UnitedHealth Group Incorporated	.NO	
		.00000	25-1279304				H.I. Investments Holding Company, LLC	DE	NIA	Health Investments, LLC	Ownership	100.000	UnitedHealth Group Incorporated	.NO	
		.00000	26-3234725				H&W Indemnity (SPC), Ltd.	CYM	NIA	UnitedHealth Group Incorporated	Ownership	100.000	UnitedHealth Group Incorporated	.NO	
.0707	UnitedHealth Group Incorporated	.79480	35-1279304				Harken Health Insurance Company	WI	IA	UnitedHealthcare, Inc.	Ownership	100.000	UnitedHealth Group Incorporated	.NO	
		.00000	58-2065044				Harrison Endo Surgical Center, LLC	NJ	NIA	Virtua-SCA Holdings, LLC	Ownership	55.000	UnitedHealth Group Incorporated	.NO	2
		.00000	85-2037257				Hawthorn Place Outpatient Surgery Center, L.P.	GA	NIA	SHC Hawthorn, Inc.	Ownership	20.000	UnitedHealth Group Incorporated	.NO	2
		.00000	27-4579547				Hays JV Partners, LLC	TX	NIA	SCA Hays Holdings, LLC	Ownership	31.373	UnitedHealth Group Incorporated	.NO	2
		.00000	27-4579547				Hays Surgery Center, LLC	TX	NIA	Hays JV Partners, LLC	Ownership	51.000	UnitedHealth Group Incorporated	.NO	
		.00000	27-4579547				Hays Surgery Center, LLC	TX	NIA	SCA Hays Holdings, LLC	Ownership	9.000	UnitedHealth Group Incorporated	.NO	
		.00000					HCentive Technology India Private Limited	IND	NIA	hCentive, Inc.	Ownership	99.990	UnitedHealth Group Incorporated	.NO	
		.00000					HCentive Technology India Private Limited	IND	NIA	UnitedHealth International, Inc.	Ownership	0.010	UnitedHealth Group Incorporated	.NO	

ANNUAL STATEMENT FOR THE YEAR 2021 OF THE UnitedHealthcare Plan of the River Valley, Inc.

SCHEDULE Y
PART 1A - DETAIL OF INSURANCE HOLDING COMPANY SYSTEM

1	2	3	4	5	6	7	8	9	10	11	12	13	14	15	16	
Group Code	Group Name	NAIC Company Code	ID Number	Federal RSSD	CIK	Name of Securities Exchange if Publicly Traded (U.S. or International)	Names of Parent, Subsidiaries Or Affiliates	Domi-ciliary Location	Relation-ship to Reporting Entity	Directly Controlled by (Name of Entity/Person)	Type of Control (Ownership, Board, Management, Attorney-in-Fact, Influence, Other)	If Control is Ownership Provide Percentage	Ultimate Controlling Entity(ies)/Person(s)	Is an SCA Filing Re-quired? (Yes/No)	*	
.0707	UnitedHealth Group Incorporated	.00000	27-0549481				hCentive, Inc.	DE	NIA	Optum Government Solutions, Inc.	Ownership	100.000	UnitedHealth Group Incorporated	.NO.		
		.00000	45-3007213				HCP ACO California, LLC	CA	NIA	OptumCare Management, LLC	Ownership	100.000	UnitedHealth Group Incorporated	.NO.		
		.00000	33-0673883				Health Care-ONE Insurance Agency, Inc.	CA	NIA	USHEALTH Advisors, LLC	Ownership	50.000	UnitedHealth Group Incorporated	.NO.		
		.00000	20-5944768				Health Inventures Employment Solutions, LLC	DE	NIA	Health Inventures, LLC	Ownership	100.000	UnitedHealth Group Incorporated	.NO.		
		.00000	04-3723090				Health Inventures, LLC	DE	NIA	SC Affiliates, LLC	Ownership	100.000	UnitedHealth Group Incorporated	.NO.		
		.96342	88-0201035				Health Plan of Nevada, Inc.	NV	IA	Sierra Health Services, Inc.	Ownership	100.000	UnitedHealth Group Incorporated	.NO.		
							HealthCare Partners Affiliates Medical Group			HealthCare Partners Associates Medical Group, P.C.	Ownership	95.000	UnitedHealth Group Incorporated	.NO.	1	
				.00000	95-4526112			HealthCare Partners ASC-HB, LLC	CA	NIA	Talbert Medical Group, P.C.	Ownership	100.000	UnitedHealth Group Incorporated	.NO.	1
				.00000	26-4247365						HealthCare Partners Associates Medical Group, P.C.	Ownership	1.000	UnitedHealth Group Incorporated	.NO.	
				.00000	95-4628842			HealthCare Partners ASC-LB, LLC	CA	NIA	OptumCare Management, LLC	Ownership	99.000	UnitedHealth Group Incorporated	.NO.	
				.00000	95-4628842			HealthCare Partners ASC-LB, LLC	CA	NIA	OptumCare Management, LLC	Ownership	99.000	UnitedHealth Group Incorporated	.NO.	
				.00000	45-5273760			HealthCare Partners Associates Medical Group, P.C.	CA	NIA	Physician(s) Owned	Influence	0.000	UnitedHealth Group Incorporated	.NO.	1
				.00000	47-5274363			HealthCare Partners Management Services California, LLC	DE	NIA	OptumCare Management, LLC	Ownership	100.000	UnitedHealth Group Incorporated	.NO.	
				.00000	95-4340584			HealthCare Partners Medical Group, P.C.	CA	NIA	Physician(s) Owned	Influence	0.000	UnitedHealth Group Incorporated	.NO.	1
				.00000	81-1080535			HealthCare Partners RE, LLC	DE	NIA	OptumCare Holdings, LLC	Ownership	100.000	UnitedHealth Group Incorporated	.NO.	
				.00000	77-0693060			Healthcare Solutions, Inc.	DE	NIA	OptumRx Administrative Services, LLC	Ownership	100.000	UnitedHealth Group Incorporated	.NO.	
				.00000	20-3349887			HealthEast Surgery Center-Maplewood, LLC	MN	NIA	H.I. Investments Holding Company, LLC	Ownership	25.352	UnitedHealth Group Incorporated	.NO.	2
				.00000	47-2570595			HealthFirst IPA, Inc.	CO	NIA	New West Physicians, Inc.	Ownership	100.000	UnitedHealth Group Incorporated	.NO.	
				.00000	27-0277771			HealthMarkets Group, Inc.	DE	NIA	HealthMarkets, LLC	Ownership	100.000	UnitedHealth Group Incorporated	.NO.	
				.00000	46-1131431			HealthMarkets Insurance Agency, Inc.	DE	NIA	HealthMarkets Group, Inc.	Ownership	100.000	UnitedHealth Group Incorporated	.NO.	
		.00000	75-2044750	4346649		HealthMarkets Services, Inc.	DE	NIA	HealthMarkets Group, Inc.	Ownership	100.000	UnitedHealth Group Incorporated	.NO.			
		.00000	83-2329503			HealthMarkets, Inc.	DE	NIA	Golden Rule Financial Corporation	Ownership	100.000	UnitedHealth Group Incorporated	.NO.			
		.00000	45-2548158			HealthMarkets, LLC	DE	NIA	HealthMarkets, Inc.	Ownership	100.000	UnitedHealth Group Incorporated	.NO.			
.0707	UnitedHealth Group Incorporated	.00000	83-2329503			Healthplex America, LLC	FL	NIA	Marlin Holding Company LLC	Ownership	100.000	UnitedHealth Group Incorporated	.NO.			
		.00000	11-3554436			Healthplex Dental Services, Inc.	FL	IA	Healthplex, Inc.	Ownership	100.000	UnitedHealth Group Incorporated	.NO.			
.0707	UnitedHealth Group Incorporated	.11172	11-3469326			Healthplex I.P.A., Inc.	NY	NIA	Healthplex, Inc.	Ownership	100.000	UnitedHealth Group Incorporated	.NO.			
		.00000	20-8999255			Healthplex Insurance Company	NY	IA	Healthplex, Inc.	Ownership	100.000	UnitedHealth Group Incorporated	.NO.			
		.00000	20-5644765			Healthplex of CT, Inc.	CT	NIA	Healthplex, Inc.	Ownership	100.000	UnitedHealth Group Incorporated	.NO.			
		.00000	20-5644779			Healthplex of DC, Inc.	DC	NIA	Healthplex, Inc.	Ownership	100.000	UnitedHealth Group Incorporated	.NO.			
		.00000	32-0572262			Healthplex of MD, Inc.	MD	NIA	Healthplex, Inc.	Ownership	100.000	UnitedHealth Group Incorporated	.NO.			
		.00000	35-2633905			Healthplex of ME, Inc.	ME	NIA	Healthplex, Inc.	Ownership	100.000	UnitedHealth Group Incorporated	.NO.			
.0707	UnitedHealth Group Incorporated	.12830	20-5343824			Healthplex of NC, Inc.	NC	NIA	Healthplex, Inc.	Ownership	100.000	UnitedHealth Group Incorporated	.NO.			
		.00000	45-0705334			Healthplex of NJ, Inc.	NJ	IA	Healthplex, Inc.	Ownership	100.000	UnitedHealth Group Incorporated	.NO.			
		.00000	11-2714365			Healthplex of TX, Inc.	TX	NIA	Healthplex, Inc.	Ownership	100.000	UnitedHealth Group Incorporated	.NO.			
		.00000	71-0847266			Healthplex, Inc.	NY	NIA	Healthplex America, LLC	Ownership	100.000	UnitedHealth Group Incorporated	.NO.			
		.00000	47-1409110			HealthSCOPE Benefits, Inc.	DE	NIA	HealthSCOPE Holdings, Inc.	Ownership	100.000	UnitedHealth Group Incorporated	.NO.			
		.00000	83-2722254			HealthSCOPE Holdings, Inc.	DE	NIA	UMR, Inc.	Ownership	100.000	UnitedHealth Group Incorporated	.NO.			
		.00000	83-2722254			Heartland Heart and Vascular, LLC	DE	NIA	SCA Heartland Holdings, LLC	Ownership	99.000	UnitedHealth Group Incorporated	.NO.			
		.00000	83-2722254			Heartland Heart and Vascular, LLC	DE	NIA	Endoscopy Center Affiliates, Inc.	Ownership	1.000	UnitedHealth Group Incorporated	.NO.			
		.00000				Help Seguros de Vida S.A.	CHL	NIA	Banmedica Internacional SpA	Ownership	0.000	UnitedHealth Group Incorporated	.NO.			
		.00000				Help Seguros de Vida S.A.	CHL	NIA	Banmedica S.A.	Ownership	100.000	UnitedHealth Group Incorporated	.NO.			
		.00000				Help Service S.A.	CHL	NIA	Saden S.A.	Ownership	0.000	UnitedHealth Group Incorporated	.NO.			
		.00000				Help Service S.A.	CHL	NIA	Banmedica S.A.	Ownership	100.000	UnitedHealth Group Incorporated	.NO.			
		.00000	98-1443161			Help SpA	CHL	NIA	Banmedica S.A.	Ownership	100.000	UnitedHealth Group Incorporated	.NO.			
		.00000	98-1443161			Help SpA	CHL	NIA	Saden S.A.	Ownership	0.000	UnitedHealth Group Incorporated	.NO.			
		.00000				Hemonefro - Hemodiálise e Nefrologia Ltda	BRA	NIA	Esho - Empresa de Serviços Hospitalares S.A.	Ownership	32.420	UnitedHealth Group Incorporated	.NO.	2		
		.00000	46-5291602			HFHS-SCA Holdings, LLC	MI	NIA	SC Affiliates, LLC	Ownership	49.000	UnitedHealth Group Incorporated	.NO.	2		
		.00000	84-1472832			Highlands Ranch Healthcare, LLC	CO	NIA	Urgent Care MSO, LLC	Ownership	100.000	UnitedHealth Group Incorporated	.NO.			
		.00000	98-1452260			Home Medical S.A.	CHL	NIA	Saden S.A.	Ownership	0.002	UnitedHealth Group Incorporated	.NO.			
		.00000	98-1452260			Home Medical S.A.	CHL	NIA	Help SpA	Ownership	99.998	UnitedHealth Group Incorporated	.NO.			

ANNUAL STATEMENT FOR THE YEAR 2021 OF THE UnitedHealthcare Plan of the River Valley, Inc.

SCHEDULE Y
PART 1A - DETAIL OF INSURANCE HOLDING COMPANY SYSTEM

1	2	3	4	5	6	7	8	9	10	11	12	13	14	15	16
Group Code	Group Name	NAIC Company Code	ID Number	Federal RSSD	CIK	Name of Securities Exchange if Publicly Traded (U.S. or International)	Names of Parent, Subsidiaries Or Affiliates	Domi-ciliary Location	Relation-ship to Reporting Entity	Directly Controlled by (Name of Entity/Person)	Type of Control (Ownership, Board, Management, Attorney-in-Fact, Influence, Other)	If Control is Ownership Provide Percentage	Ultimate Controlling Entity(ies)/Person(s)	Is an SCA Filing Re-quired? (Yes/No)	*
		.0000	81-0884465				Homecare Dimensions of Florida, Inc.	TX	NIA	WellMed Networks, Inc.	Ownership	100.000	UnitedHealth Group Incorporated	NO	1
		.0000	74-2758644				Homecare Dimensions, Inc.	TX	NIA	WellMed Networks, Inc.	Ownership	100.000	UnitedHealth Group Incorporated	NO	1
		.0000					Honodav SpA	CHL	NIA	Clínica Dávila y Servicios Médicos S.p.A.	Ownership	99.000	UnitedHealth Group Incorporated	NO	
		.0000					Honodav SpA	CHL	NIA	Servicios Integrados de Salud Ltda.	Ownership	1.000	UnitedHealth Group Incorporated	NO	
		.0000	20-8910978				Hospice Inspiris Holdings, Inc.	TN	NIA	Inspiris, Inc.	Ownership	100.000	UnitedHealth Group Incorporated	NO	
		.0000	98-1286038				Hospitais Associados de Pernambuco Ltda.	BRA	NIA	Esho – Empresa de Serviços Hospitalares S.A.	Ownership	100.000	UnitedHealth Group Incorporated	NO	
		.0000	98-1286038				Hospitais Associados de Pernambuco Ltda.	BRA	NIA	Hospital Alvorada Taguatinga Ltda.	Ownership	0.000	UnitedHealth Group Incorporated	NO	
		.0000					Hospital Alvorada Taguatinga Ltda.	BRA	NIA	Bosque Medical Center Ltda.	Ownership	6.793	UnitedHealth Group Incorporated	NO	
		.0000					Hospital Alvorada Taguatinga Ltda.	BRA	NIA	Esho – Empresa de Serviços Hospitalares S.A.	Ownership	7.393	UnitedHealth Group Incorporated	NO	
		.0000					Hospital Alvorada Taguatinga Ltda.	BRA	NIA	Amil Assistência Médica Internacional S.A.	Ownership	85.814	UnitedHealth Group Incorporated	NO	
		.0000	98-1389272				Hospital Ana Costa S.A.	BRA	NIA	Piano de Saúde Ana Costa Ltda.	Ownership	65.749	UnitedHealth Group Incorporated	NO	
		.0000	98-1389272				Hospital Ana Costa S.A.	BRA	NIA	Hospital Alvorada Taguatinga Ltda.	Ownership	34.205	UnitedHealth Group Incorporated	NO	
		.0000	98-1310065				Hospital de Clínicas de Jacarepaguá Ltda.	BRA	NIA	Cemed Care – Empresa de Atendimento Clínico Geral Ltda.	Ownership	0.000	UnitedHealth Group Incorporated	NO	
		.0000	98-1310065				Hospital de Clínicas de Jacarepaguá Ltda.	BRA	NIA	Esho – Empresa de Serviços Hospitalares S.A.	Ownership	100.000	UnitedHealth Group Incorporated	NO	
		.0000	98-1332673				Hospital Santa Helena S.A.	BRA	NIA	Esho – Empresa de Serviços Hospitalares S.A.	Ownership	72.196	UnitedHealth Group Incorporated	NO	
		.0000	98-1332673				Hospital Santa Helena S.A.	BRA	NIA	Elual Participações S.A.	Ownership	27.804	UnitedHealth Group Incorporated	NO	
		.0000	26-2912304				Humedica, Inc.	DE	NIA	United HealthCare Services, Inc.	Ownership	100.000	UnitedHealth Group Incorporated	NO	
		.0000	36-4331825				Hygeia Corporation	DE	NIA	UnitedHealth International, Inc.	Ownership	100.000	UnitedHealth Group Incorporated	NO	
		.0000	98-1106075				Hygeia Corporation (Ontario)	CAN	NIA	FrontierMEDX US, Inc.	Ownership	100.000	UnitedHealth Group Incorporated	NO	
		.0000	84-4865867				IHD Holdings, LLC	DE	NIA	naviHealth, Inc.	Ownership	100.000	UnitedHealth Group Incorporated	NO	
		.0000	82-1341098				Illinois Independent Care Network, LLC	DE	NIA	Surgical Care Affiliates, LLC	Ownership	100.000	UnitedHealth Group Incorporated	NO	
		.0000	20-4351923				Impel Consulting Experts, L.L.C.	TX	NIA	Impel Management Services, L.L.C.	Ownership	100.000	UnitedHealth Group Incorporated	NO	
		.0000	75-2574317				Impel Management Services, L.L.C.	TX	NIA	USMD Holdings, Inc.	Ownership	100.000	UnitedHealth Group Incorporated	NO	
		.0000	27-3298953				IN Style OPTICAL, LLC	MA	NIA	Reliant Medical Group, Inc.	Ownership	100.000	UnitedHealth Group Incorporated	NO	1
		.0000	45-4132005				Indiana Care Organization, LLC	IN	NIA	AHN Target Holdings, LLC	Ownership	100.000	UnitedHealth Group Incorporated	NO	
		.0000	33-0618077				Inland Faculty Medical Group, Inc.	CA	NIA	NAMM Medical Group Holdings, Inc.	Ownership	100.000	UnitedHealth Group Incorporated	NO	1
		.0000	33-0018673				Inland Surgery Center, L.P.	CA	NIA	SC Affiliates, LLC	Ownership	5.275	UnitedHealth Group Incorporated	NO	
		.0000	33-0018673				Inland Surgery Center, L.P.	CA	NIA	Redlands Ambulatory Surgery Center	Ownership	51.000	UnitedHealth Group Incorporated	NO	
		.0000					Imobiliária Apoquindo 3001 S.A.	CHL	NIA	Cobranzas Banmédica SpA	Ownership	0.001	UnitedHealth Group Incorporated	NO	
		.0000					Imobiliária Apoquindo 3001 S.A.	CHL	NIA	Imobiliária Apoquindo S.A.	Ownership	99.999	UnitedHealth Group Incorporated	NO	
		.0000	98-1458683				Imobiliária Apoquindo 3600 Ltda.	CHL	NIA	Imobiliária Apoquindo 3001 S.A.	Ownership	0.300	UnitedHealth Group Incorporated	NO	
		.0000	98-1458683				Imobiliária Apoquindo 3600 Ltda.	CHL	NIA	Banmédica S.A.	Ownership	99.700	UnitedHealth Group Incorporated	NO	
		.0000	98-1443174				Imobiliária Apoquindo S.A.	CHL	NIA	Saden S.A.	Ownership	0.000	UnitedHealth Group Incorporated	NO	
		.0000	98-1443174				Imobiliária Apoquindo S.A.	CHL	NIA	Banmédica S.A.	Ownership	100.000	UnitedHealth Group Incorporated	NO	
		.0000	98-1458682				Imobiliária Clínica Santa María S.A.	CHL	NIA	Banmédica S.A.	Ownership	99.510	UnitedHealth Group Incorporated	NO	
		.0000	98-1454653				Imobiliária e Inversiones Alameda S.A.	CHL	NIA	Saden S.A.	Ownership	0.020	UnitedHealth Group Incorporated	NO	
		.0000	98-1454653				Imobiliária e Inversiones Alameda S.A.	CHL	NIA	Banmédica S.A.	Ownership	99.980	UnitedHealth Group Incorporated	NO	
		.0000	98-1460922				Imobiliária Viñamed Ltda.	CHL	NIA	Administradora Médica Centromed S.A.	Ownership	99.900	UnitedHealth Group Incorporated	NO	
		.0000	47-5640889				INOVB Surgical at Memorial City, LLC	TX	NIA	Memorial City Partners, LLC	Ownership	100.000	UnitedHealth Group Incorporated	NO	
		.0000	88-0482274				inPharmative, Inc.	NV	NIA	OptumRx Health Solutions, LLC	Ownership	100.000	UnitedHealth Group Incorporated	NO	
		.0000					Inspiris Medical Services of New Jersey, P.C.	NJ	NIA	Physician(s) Owned	Influence	0.000	UnitedHealth Group Incorporated	NO	1
		.0000	45-2563134				INSPIRIS of Michigan Medical Services, P.C.	MI	NIA	Physician(s) Owned	Influence	0.000	UnitedHealth Group Incorporated	NO	1
		.0000	27-1561674				INSPIRIS of New York Medical Services, P.C.	NY	NIA	Physician(s) Owned	Influence	0.000	UnitedHealth Group Incorporated	NO	1
		.0000	13-4168739				INSPIRIS of Pennsylvania Medical Services, P.C.	PA	NIA	Physician(s) Owned	Influence	0.000	UnitedHealth Group Incorporated	NO	1
		.0000	26-2895670				INSPIRIS of Texas Physician Group	TX	NIA	Optum Care Services Company	Ownership	100.000	UnitedHealth Group Incorporated	NO	
		.0000	26-2885572				INSPIRIS of Texas Physician Group	TX	NIA	Optum Care Services Company	Ownership	100.000	UnitedHealth Group Incorporated	NO	
		.0000	33-0766366				Inspiris, Inc.	DE	NIA	Collaborative Care Holdings, LLC	Ownership	100.000	UnitedHealth Group Incorporated	NO	

ANNUAL STATEMENT FOR THE YEAR 2021 OF THE UnitedHealthcare Plan of the River Valley, Inc.

SCHEDULE Y
PART 1A - DETAIL OF INSURANCE HOLDING COMPANY SYSTEM

1	2	3	4	5	6	7	8	9	10	11	12	13	14	15	16
Group Code	Group Name	NAIC Company Code	ID Number	Federal RSSD	CIK	Name of Securities Exchange if Publicly Traded (U.S. or International)	Names of Parent, Subsidiaries Or Affiliates	Domi-ciliary Location	Relation-ship to Reporting Entity	Directly Controlled by (Name of Entity/Person)	Type of Control (Ownership, Board, Management, Attorney-in-Fact, Influence, Other)	If Control is Ownership Provide Percentage	Ultimate Controlling Entity(ies)/Person(s)	Is an SCA Filing Re-quired? (Yes/No)	*
		.0000					Instituto Radium de Campinas Ltda	.BRA	.NIA	COI - Clínicas Oncológicas Integradas S.A.	Ownership	100.000	UnitedHealth Group Incorporated	.NO	
		.0000					Instituto Radium de Campinas Ltda	.BRA	.NIA	Esho - Empresa de Serviços Hospitalares S.A.	Ownership	0.000	UnitedHealth Group Incorporated	.NO	
.0707	UnitedHealth Group Incorporated	.0000	95-0856292				Inter-Hospital Physicians Association, Inc.	.OR	.NIA	Optum Oregon MISO, LLC	Ownership	100.000	UnitedHealth Group Incorporated	.NO	
		.1173	22-2321226				International Healthcare Services, Inc.	.NJ	.IA	Healthplex, Inc.	Ownership	100.000	UnitedHealth Group Incorporated	.NO	
		.0000	46-2215497				InTouch Pharmacy LLC	.GA	.NIA	Diplomat Pharmacy, Inc.	Ownership	100.000	UnitedHealth Group Incorporated	.NO	
		.0000	98-1452273				Inversiones Clínicas Santa María SpA	.CHL	.NIA	Banmedica S.A.	Ownership	100.000	UnitedHealth Group Incorporated	.NO	
		.0000	98-1448096				Isapre Banmedica S.A.	.CHL	.NIA	Clínica Dávila y Servicios Médicos S.p.A.	Ownership	0.000	UnitedHealth Group Incorporated	.NO	
		.0000	98-1448096				Isapre Banmedica S.A.	.CHL	.NIA	Banmedica S.A.	Ownership	100.000	UnitedHealth Group Incorporated	.NO	
		.0000	20-5377993				Johnston Surgicare, L.P.	.RI	.NIA	Surgery Center Holding, LLC	Ownership	1.000	UnitedHealth Group Incorporated	.NO	
		.0000	74-2544709				Joliet Surgery Center Limited Partnership	.IL	.NIA	Surgicare of Joliet, Inc.	Ownership	56.063	UnitedHealth Group Incorporated	.NO	
		.0000	68-0624157				Jordan Ridge Family Medicine, LLC	.DE	.NIA	Collaborative Care Services, Inc.	Ownership	100.000	UnitedHealth Group Incorporated	.NO	
		.0000	46-4755857				Joyable, Inc.	.DE	.NIA	AbleTo, Inc.	Ownership	100.000	UnitedHealth Group Incorporated	.NO	
		.0000	83-2306992				JPM Healthcare LLC	.DE	.NIA	SCA-JPM Holdings, LLC	Ownership	51.000	UnitedHealth Group Incorporated	.NO	
		.0000	86-2407758				Kokomo Outpatient Surgery Center, LLC	.IN	.NIA	SC Affiliates, LLC	Ownership	100.000	UnitedHealth Group Incorporated	.NO	
		.0000					La Esperanza del Perú S.A.	.PER	.NIA	Pacifico S.A. Entidad Prestadora de Salud	Ownership	100.000	UnitedHealth Group Incorporated	.NO	
		.0000	98-1456202				Laboratorio ROE S.A.	.PER	.NIA	Pacifico S.A. Entidad Prestadora de Salud	Ownership	100.000	UnitedHealth Group Incorporated	.NO	
		.0000					Laboratorios Médicos Amed Quilpué S.A.	.CHL	.NIA	Servicios Médicos Amed Quilpué S.A.	Ownership	0.100	UnitedHealth Group Incorporated	.NO	
		.0000					Laboratorios Médicos Amed Quilpué S.A.	.CHL	.NIA	Centromed Quilpué S.A.	Ownership	99.900	UnitedHealth Group Incorporated	.NO	
		.0000	36-4886532				Landmark Connect of California, PC	.CA	.NIA	Physician(s) Owned	Influence	0.000	UnitedHealth Group Incorporated	.NO	.1
		.0000	82-4121823				Landmark Connect of Oregon, P.C.	.OR	.NIA	Physician(s) Owned	Influence	0.000	UnitedHealth Group Incorporated	.NO	.1
		.0000	82-4513634				Landmark Connect of Pennsylvania, PC	.PA	.NIA	Physician(s) Owned	Influence	0.000	UnitedHealth Group Incorporated	.NO	.1
		.0000	82-4273042				Landmark Connect of Washington, P.C.	.WA	.NIA	Physician(s) Owned	Influence	0.000	UnitedHealth Group Incorporated	.NO	.1
		.0000	82-5437916				Landmark Group Holdings, LLC	.DE	.NIA	Laser Acquisition Holdings III, LLC	Ownership	100.000	UnitedHealth Group Incorporated	.NO	
		.0000	61-1889043				Landmark Health Holdings, LLC	.DE	.NIA	Landmark Intermediate Holdings, LLC	Ownership	100.000	UnitedHealth Group Incorporated	.NO	
		.0000	36-4785073				Landmark Health NY IPA, LLC	.NY	.NIA	Landmark Health, LLC	Ownership	100.000	UnitedHealth Group Incorporated	.NO	
		.0000	37-1774991				Landmark Health NY PO, LLC	.DE	.NIA	Landmark Health, LLC	Ownership	100.000	UnitedHealth Group Incorporated	.NO	
		.0000	35-2547489				Landmark Health of California, LLC	.DE	.NIA	Landmark Health, LLC	Ownership	100.000	UnitedHealth Group Incorporated	.NO	
		.0000	35-2616929				Landmark Health of Massachusetts, LLC	.DE	.NIA	Landmark Health, LLC	Ownership	100.000	UnitedHealth Group Incorporated	.NO	
		.0000	37-1880434				Landmark Health of North Carolina, LLC	.NC	.NIA	Landmark MSO, LLC	Ownership	100.000	UnitedHealth Group Incorporated	.NO	
		.0000	38-3952354				Landmark Health of Oregon, LLC	.DE	.NIA	Landmark Health, LLC	Ownership	100.000	UnitedHealth Group Incorporated	.NO	
		.0000	61-1781940				Landmark Health of Pennsylvania, LLC	.DE	.NIA	Landmark Health, LLC	Ownership	100.000	UnitedHealth Group Incorporated	.NO	
		.0000	61-1752988				Landmark Health of Washington, LLC	.DE	.NIA	Landmark Health, LLC	Ownership	100.000	UnitedHealth Group Incorporated	.NO	
		.0000					Landmark Health Technologies Private Limited								
		.0000					Landmark Health Technologies Private Limited	.IND	.NIA	Landmark India, LLC	Ownership	0.010	UnitedHealth Group Incorporated	.NO	
		.0000					Landmark Health, LLC	.IND	.NIA	Landmark Health, LLC	Ownership	99.990	UnitedHealth Group Incorporated	.NO	
		.0000	46-3015502				Landmark Health, LLC	.DE	.NIA	Landmark Health Holdings, LLC	Ownership	100.000	UnitedHealth Group Incorporated	.NO	
		.0000	37-1776229				Landmark India, LLC	.DE	.NIA	Landmark Health, LLC	Ownership	100.000	UnitedHealth Group Incorporated	.NO	
		.0000	61-1888278				Landmark Intermediate Holdings, LLC	.DE	.NIA	Landmark Group Holdings, LLC	Ownership	100.000	UnitedHealth Group Incorporated	.NO	
		.0000	85-0997438				Landmark Medical of Arkansas, P.A.	.AR	.NIA	Physician(s) Owned	Influence	0.000	UnitedHealth Group Incorporated	.NO	.1
		.0000	47-4553619				Landmark Medical of California, PC	.CA	.NIA	Physician(s) Owned	Influence	0.000	UnitedHealth Group Incorporated	.NO	.1
		.0000	83-2295301				Landmark Medical of Connecticut, PC	.CT	.NIA	Physician(s) Owned	Influence	0.000	UnitedHealth Group Incorporated	.NO	.1
		.0000	85-0838149				Landmark Medical of Florida, P.A.	.FL	.NIA	Physician(s) Owned	Influence	0.000	UnitedHealth Group Incorporated	.NO	.1
		.0000					Landmark Medical of Idaho, PC	.ID	.NIA	Physician(s) Owned	Influence	0.000	UnitedHealth Group Incorporated	.NO	.1
		.0000	82-4633545				Landmark Medical of Kansas, P.A.	.KS	.NIA	Physician(s) Owned	Influence	0.000	UnitedHealth Group Incorporated	.NO	.1
		.0000	82-4881602				Landmark Medical of Kentucky, PSC	.KY	.NIA	Physician(s) Owned	Influence	0.000	UnitedHealth Group Incorporated	.NO	.1
		.0000	82-4881732				Landmark Medical of Louisiana, a Professional Corporation	.LA	.NIA	Physician(s) Owned	Influence	0.000	UnitedHealth Group Incorporated	.NO	.1
		.0000	81-5364097				Landmark Medical of Massachusetts, PLLC	.MA	.NIA	Physician(s) Owned	Influence	0.000	UnitedHealth Group Incorporated	.NO	.1
		.0000	86-3599871				Landmark Medical of Michigan, P.C.	.MI	.NIA	Physician(s) Owned	Influence	0.000	UnitedHealth Group Incorporated	.NO	.1
		.0000	82-5084178				Landmark Medical of Mississippi, P.C.	.MS	.NIA	Physician(s) Owned	Influence	0.000	UnitedHealth Group Incorporated	.NO	.1
		.0000	82-4857713				Landmark Medical of Missouri, P.C.	.MO	.NIA	Physician(s) Owned	Influence	0.000	UnitedHealth Group Incorporated	.NO	.1

ANNUAL STATEMENT FOR THE YEAR 2021 OF THE UnitedHealthcare Plan of the River Valley, Inc.

SCHEDULE Y
PART 1A - DETAIL OF INSURANCE HOLDING COMPANY SYSTEM

1	2	3	4	5	6	7	8	9	10	11	12	13	14	15	16
Group Code	Group Name	NAIC Company Code	ID Number	Federal RSSD	CIK	Name of Securities Exchange if Publicly Traded (U.S. or International)	Names of Parent, Subsidiaries Or Affiliates	Domi-ciliary Location	Relation-ship to Reporting Entity	Directly Controlled by (Name of Entity/Person)	Type of Control (Ownership, Board, Management, Attorney-in-Fact, Influence, Other)	If Control is Ownership Provide Percentage	Ultimate Controlling Entity(ies)/Person(s)	Is an SCA Filing Re-quired? (Yes/No)	*
		.0000	85-1174070				Landmark Medical of New Hampshire, P.C.	NH	NIA	Physician(s) Owned	Influence	0.000	UnitedHealth Group Incorporated	NO	1
		.0000	82-4256752				Landmark Medical of North Carolina, P.C.	NC	NIA	Physician(s) Owned	Influence	0.000	UnitedHealth Group Incorporated	NO	1
		.0000	82-4864947				Landmark Medical of Ohio, Professional Corporation	OH	NIA	Physician(s) Owned	Influence	0.000	UnitedHealth Group Incorporated	NO	1
		.0000	47-2926188				Landmark Medical of Oregon, PC	OR	NIA	Physician(s) Owned	Influence	0.000	UnitedHealth Group Incorporated	NO	1
		.0000	81-1605378				Landmark Medical of Pennsylvania, PC	PA	NIA	Physician(s) Owned	Influence	0.000	UnitedHealth Group Incorporated	NO	1
		.0000	84-2830065				Landmark Medical of Rhode Island, PC	RI	NIA	Physician(s) Owned	Influence	0.000	UnitedHealth Group Incorporated	NO	1
		.0000	30-1288593				Landmark Medical of Tennessee, PC	TN	NIA	Physician(s) Owned	Influence	0.000	UnitedHealth Group Incorporated	NO	1
		.0000	83-2296389				Landmark Medical of Texas, PA	TX	NIA	Physician(s) Owned	Influence	0.000	UnitedHealth Group Incorporated	NO	1
		.0000	84-2660339				Landmark Medical of Utah, PC	UT	NIA	Physician(s) Owned	Influence	0.000	UnitedHealth Group Incorporated	NO	1
		.0000	85-0839774				Landmark Medical of Virginia, P.C.	VA	NIA	Physician(s) Owned	Influence	0.000	UnitedHealth Group Incorporated	NO	1
		.0000	47-3028655				Landmark Medical of Washington, PC	WA	NIA	Physician(s) Owned	Influence	0.000	UnitedHealth Group Incorporated	NO	1
		.0000	47-1588943				Landmark Medical, P.C.	NY	NIA	Physician(s) Owned	Influence	0.000	UnitedHealth Group Incorporated	NO	1
		.0000	32-0446592				Landmark ISO, LLC	DE	NIA	Landmark Health, LLC	Ownership	100.000	UnitedHealth Group Incorporated	NO	
		.0000	85-3189716				Landmark Primary Care, LLC	DE	NIA	Landmark Health, LLC	Ownership	100.000	UnitedHealth Group Incorporated	NO	
		.0000					Laser Acquisition Holdings III, LLC	DE	NIA	OptumHealth Holdings, LLC	Ownership	100.000	UnitedHealth Group Incorporated	NO	
		.0000	81-3732334				LDI Holding Company, LLC	DE	NIA	Diplomat Pharmacy, Inc.	Ownership	100.000	UnitedHealth Group Incorporated	NO	
		.0000	38-4062192				LDI Management Services, LLC	DE	NIA	LDI Holding Company, LLC	Ownership	100.000	UnitedHealth Group Incorporated	NO	
		.0000	81-3741657				Leehar Distributors, LLC	DE	NIA	LDI Holding Company, LLC	Ownership	100.000	UnitedHealth Group Incorporated	NO	
		.0000					Lemhi Ventures Fund I, LP	DE	NIA	Bind LH Holdings, Inc.	Ownership	0.550	UnitedHealth Group Incorporated	NO	
		.0000					Lemhi Ventures Fund II, LP	DE	NIA	United HealthCare Services, Inc.	Ownership	99.450	UnitedHealth Group Incorporated	NO	
		.0000					Lemhi Ventures Fund III, LP	DE	NIA	United HealthCare Services, Inc.	Ownership	99.200	UnitedHealth Group Incorporated	NO	
		.0000	32-0543788				Level2 Health Holdings, Inc.	DE	NIA	Bind LH Holdings, Inc.	Ownership	0.800	UnitedHealth Group Incorporated	NO	
		.0000	82-3161933				Level2 Health IPA, LLC	DE	NIA	UnitedHealth Group Ventures, LLC	Ownership	100.000	UnitedHealth Group Incorporated	NO	
		.0000	82-3130872				Level2 Health Management, LLC	DE	NIA	Level2 Health Holdings, Inc.	Ownership	100.000	UnitedHealth Group Incorporated	NO	
		.0000	84-5003916				Level2 Medical Services, P.A.	DE	NIA	Level2 Health Holdings, Inc.	Ownership	100.000	UnitedHealth Group Incorporated	NO	
		.0000	87-2684015				Level2 Medical Services, P.A. New Jersey	NJ	NIA	Physician(s) Owned	Influence	0.000	UnitedHealth Group Incorporated	NO	1
		.0000	87-2600511				Level2 Medical Services, P.C. Alaska	AK	NIA	Physician(s) Owned	Influence	0.000	UnitedHealth Group Incorporated	NO	1
		.0000					Level2 Medical Services, P.C. California	CA	NIA	Physician(s) Owned	Influence	0.000	UnitedHealth Group Incorporated	NO	1
		.0000	87-0989804				Level2 Medical Services, P.C. Utah	UT	NIA	Physician(s) Owned	Influence	0.000	UnitedHealth Group Incorporated	NO	1
		.0000	61-1028180				Lexington Surgery Center, Ltd.	KY	NIA	Surgery Center of Lexington, LLC	Ownership	78.500	UnitedHealth Group Incorporated	NO	2
		.0000	36-3468942				LGH-A/Golf ASTC, L.L.C.	IL	NIA	Advocate-SCA Partners, LLC	Ownership	49.000	UnitedHealth Group Incorporated	NO	2
		.0000	81-4465348				Liberty Anesthesia Services, LLC	IL	NIA	SCA-Winchester, LLC	Ownership	25.000	UnitedHealth Group Incorporated	NO	2
		.0000	32-0409538				LifePrint Accountable Care Organization, LLC	DE	NIA	Collaborative Care Holdings, LLC	Ownership	100.000	UnitedHealth Group Incorporated	NO	
		.0000	27-2309024				LifePrint Health, Inc.	DE	NIA	Collaborative Care Holdings, LLC	Ownership	100.000	UnitedHealth Group Incorporated	NO	
		.0000	58-2305878				Lifellell, Ltd. Co.	GA	NIA	HealthScope Benefits, Inc.	Ownership	100.000	UnitedHealth Group Incorporated	NO	
		.0000	51-0277181				Limestone Medical Center, LLC	DE	NIA	Virtua-SCA Holdings II, LLC	Ownership	60.000	UnitedHealth Group Incorporated	NO	2
		.0000					Logan Surgical Suites, LLC	UT	NIA	SCA Northern Utah Holdings, LLC	Ownership	55.000	UnitedHealth Group Incorporated	NO	
		.0000	98-1337963				Loitlen-Eyes Oftalmologia Clinica e Cirurgica Ltda.	BRA	NIA	Hospital Alvorada Taguatinga Ltda.	Ownership	100.000	UnitedHealth Group Incorporated	NO	
		.0000	98-1337963				Lotten-Eyes Oftalmologia Clinica e Cirurgica Ltda.	BRA	NIA	Esho - Empresa de Serviços Hospitalares S.A.	Ownership	0.000	UnitedHealth Group Incorporated	NO	
		.0000	62-1179566				Louisville S.C., Ltd.	KY	NIA	Surgery Center of Louisville, LLC	Ownership	59.400	UnitedHealth Group Incorporated	NO	
		.0000	62-1179538				Louisville-SC Properties, Inc.	KY	NIA	SC Affiliates, LLC	Ownership	100.000	UnitedHealth Group Incorporated	NO	
		.0000	36-4119519				Loyola Ambulatory Surgery Center at Oakbrook, Inc.	IL	NIA	ASC Network, LLC	Ownership	100.000	UnitedHealth Group Incorporated	NO	
		.0000	36-4119522				Loyola Ambulatory Surgery Center at Oakbrook, L.P.	IL	NIA	Loyola Ambulatory Surgery Center at Oakbrook, Inc.	Ownership	45.000	UnitedHealth Group Incorporated	NO	2
		.0000	98-1137620				Lusiadas - Parcerias Cascais, S.A.	PRT	NIA	Lusiadas SGPS, S.A.	Ownership	100.000	UnitedHealth Group Incorporated	NO	
		.0000	98-1139095				Lusiadas A.C.E.	PRT	NIA	CLISA - Clinica de Santo António, S.A.	Ownership	10.000	UnitedHealth Group Incorporated	NO	
		.0000	98-1139095				Lusiadas A.C.E.	PRT	NIA	Lusiadas - Parcerias Cascais, S.A.	Ownership	10.000	UnitedHealth Group Incorporated	NO	
		.0000	98-1139095				Lusiadas A.C.E.	PRT	NIA	Lusiadas SGPS, S.A.	Ownership	55.000	UnitedHealth Group Incorporated	NO	

ANNUAL STATEMENT FOR THE YEAR 2021 OF THE UnitedHealthcare Plan of the River Valley, Inc.

SCHEDULE Y
PART 1A - DETAIL OF INSURANCE HOLDING COMPANY SYSTEM

1	2	3	4	5	6	7	8	9	10	11	12	13	14	15	16
Group Code	Group Name	NAIC Company Code	ID Number	Federal RSSD	CIK	Name of Securities Exchange if Publicly Traded (U.S. or International)	Names of Parent, Subsidiaries Or Affiliates	Domiciliary Location	Relationship to Reporting Entity	Directly Controlled by (Name of Entity/Person)	Type of Control (Ownership, Board, Management, Attorney-in-Fact, Influence, Other)	If Control is Ownership Provide Percentage	Ultimate Controlling Entity(ies)/Person(s)	Is an SCA Filing Required? (Yes/No)	*
		.00000	98-1139095				Lusiadas A.C.E.	.PRT	NIA	Clinica Médico Cirúrgica de Santa Tecla, S.A.	Ownership	5.000	UnitedHealth Group Incorporated	.NO.	
		.00000	98-1139095				Lusiadas A.C.E.	.PRT	NIA	Lusiadas, S.A.	Ownership	20.000	UnitedHealth Group Incorporated	.NO.	
		.00000					Lusiadas Algarve, S.A.	.PRT	NIA	Lusiadas, SGPS, S.A.	Ownership	100.000	UnitedHealth Group Incorporated	.NO.	
		.00000	98-1139089				Lusiadas, S.A.	.PRT	NIA	Lusiadas, SGPS, S.A.	Ownership	100.000	UnitedHealth Group Incorporated	.NO.	
		.00000	98-1138570				Lusiadas, SGPS, S.A.	.PRT	NIA	AMIL International S.á.r.l.	Ownership	100.000	UnitedHealth Group Incorporated	.NO.	
		.00000	02-0749532				Lutheran Campus ASC, LLC	.CO	NIA	SCLHS-SCA Holdings, LLC	Ownership	62.810	UnitedHealth Group Incorporated	.NO.	
		.00000	20-2547795				Main Line Spine Surgery Center, LLC	.PA	NIA	Virtua-SCA Holdings II, LLC	Ownership	55.000	UnitedHealth Group Incorporated	.NO.	2
.0707	UnitedHealth Group Incorporated	.60321	52-1803283				MAMSI Life and Health Insurance Company	.MD	IA	United HealthCare Services, Inc.	Ownership	100.000	UnitedHealth Group Incorporated	.NO.	
.0707	UnitedHealth Group Incorporated	.52014	65-0303864				Managed Care of North America, Inc.	.FL	IA	MCNA Health Care Holdings, LLC	Ownership	100.000	UnitedHealth Group Incorporated	.NO.	
		.00000	14-1782475				Managed Physical Network, Inc.	.NY	NIA	OptumHealth Care Solutions, LLC	Ownership	100.000	UnitedHealth Group Incorporated	.NO.	
		.00000	86-1354607				Mansfield Endoscopy Center, LLC	.TX	NIA	Surgical Care Affiliates, LLC	Influence	0.000	UnitedHealth Group Incorporated	.NO.	
		.00000	20-2880404				March Holdings, Inc.	.CA	NIA	Specialty Benefits, LLC	Ownership	100.000	UnitedHealth Group Incorporated	.NO.	
		.00000	95-4874334				March Vision Care Group, Incorporated	.CA	NIA	California Spring Holdings, PC	Ownership	100.000	UnitedHealth Group Incorporated	.NO.	1
		.00000	27-3115058				March Vision Care IPA, Inc.	.NY	NIA	March Vision Care Group, Incorporated	Ownership	100.000	UnitedHealth Group Incorporated	.NO.	1
		.00000	45-4227915				March Vision Care of Texas, Inc.	.TX	NIA	March Vision Care Group, Incorporated	Ownership	100.000	UnitedHealth Group Incorporated	.NO.	1
		.00000	20-3042852				March Vision Care, Inc.	.CA	NIA	March Holdings, Inc.	Ownership	100.000	UnitedHealth Group Incorporated	.NO.	
		.00000	94-3377073				Marin Health Ventures, LLC	.CA	NIA	Marin Specialty Surgery Center, LLC	Ownership	100.000	UnitedHealth Group Incorporated	.NO.	
		.00000	26-2637247				Marin Specialty Surgery Center, LLC	.CA	NIA	MGH/SCA, LLC	Ownership	51.000	UnitedHealth Group Incorporated	.NO.	
		.00000	26-2601943				Marin Surgery Holdings, Inc.	.DE	NIA	SC Affiliates, LLC	Ownership	100.000	UnitedHealth Group Incorporated	.NO.	
		.00000	85-2924503				Marlin Holding Company LLC	.DE	NIA	Specialty Benefits, LLC	Ownership	100.000	UnitedHealth Group Incorporated	.NO.	
		.00000	52-1456812				Maryland Ambulatory Centers, LLC	.MD	NIA	Surgery Center of Ellicott City, Inc.	Ownership	50.000	UnitedHealth Group Incorporated	.NO.	
		.00000	52-1456812				Maryland Ambulatory Centers, LLC	.MD	NIA	Maryland-SCA Centers, LLC	Ownership	44.118	UnitedHealth Group Incorporated	.NO.	
		.00000	52-1401791				Maryland-SCA Centers, LLC	.DE	NIA	SC Affiliates, LLC	Ownership	100.000	UnitedHealth Group Incorporated	.NO.	
		.00000					Massachusetts Assurance Company, Ltd. PIC	.CYM	NIA	H&W Indemnity (SPC), Ltd.	Ownership	99.992	UnitedHealth Group Incorporated	.NO.	
		.00000					Massachusetts Assurance Company, Ltd. PIC	.CYM	NIA	Collaborative Care Holdings, LLC	Ownership	0.008	UnitedHealth Group Incorporated	.NO.	
		.00000	20-0815305				Massachusetts Avenue Surgery Center, LLC	.MD	NIA	SC Affiliates, LLC	Ownership	1.540	UnitedHealth Group Incorporated	.NO.	
		.00000	20-0815305				Massachusetts Avenue Surgery Center, LLC	.MD	NIA	SCA-Bethesda, LLC	Ownership	60.441	UnitedHealth Group Incorporated	.NO.	
		.00000	43-1967820				MAT-RX DEVELOPMENT, L.L.C.	.TX	NIA	WellMed Networks, Inc.	Ownership	100.000	UnitedHealth Group Incorporated	.NO.	1
		.00000	35-2262695				Mat-Rx Fort Worth GP, L.L.C.	.TX	NIA	MAT-RX DEVELOPMENT, L.L.C.	Ownership	100.000	UnitedHealth Group Incorporated	.NO.	1
		.00000	62-1600267				McKenzie Surgery Center, L.P.	.TN	NIA	SCA-Eugene, Inc.	Ownership	30.000	UnitedHealth Group Incorporated	.NO.	2
		.00000	45-2542951				MCNA Health Care Holdings, LLC	.FL	NIA	Marlin Holding Company LLC	Ownership	100.000	UnitedHealth Group Incorporated	.NO.	
.0707	UnitedHealth Group Incorporated	.14063	52-2459969				MCNA Insurance Company	.TX	IA	MCNA Health Care Holdings, LLC	Ownership	100.000	UnitedHealth Group Incorporated	.NO.	
		.00000	45-3641822				MCNA Systems Corp.	.FL	NIA	MCNA Health Care Holdings, LLC	Ownership	100.000	UnitedHealth Group Incorporated	.NO.	
		.00000	42-1741594				MD Ops, Inc.	.CA	NIA	North American Medical Management California, Inc.	Ownership	100.000	UnitedHealth Group Incorporated	.NO.	
.0707	UnitedHealth Group Incorporated	.96310	52-1169135				MD-Individual Practice Association, Inc.	.MD	IA	United HealthCare Services, Inc.	Ownership	100.000	UnitedHealth Group Incorporated	.NO.	
		.00000	83-1183650				ME AHS UC LLC	.DE	NIA	Riverside Medical Management, LLC	Ownership	70.000	UnitedHealth Group Incorporated	.NO.	
		.00000	81-0936574				ME Urgent Care Nebraska, Inc.	.NE	NIA	Physician(s) Owned	Influence	0.000	UnitedHealth Group Incorporated	.NO.	1
		.00000	20-3824377				MedExpress Development, LLC	.FL	NIA	Urgent Care MSO, LLC	Ownership	100.000	UnitedHealth Group Incorporated	.NO.	
		.00000	81-1265129				MedExpress Employed Services, Inc.	.DE	NIA	Physician(s) Owned	Influence	0.000	UnitedHealth Group Incorporated	.NO.	1
		.00000	81-4550969				MedExpress Primary Care Arizona, P.C.	.AZ	NIA	Physician(s) Owned	Influence	0.000	UnitedHealth Group Incorporated	.NO.	1
		.00000	84-4234388				MedExpress Primary Care Arkansas, P.A.	.AR	NIA	Physician(s) Owned	Influence	0.000	UnitedHealth Group Incorporated	.NO.	1
		.00000	81-4605885				MedExpress Primary Care Kansas, P.A.	.KS	NIA	Physician(s) Owned	Influence	0.000	UnitedHealth Group Incorporated	.NO.	1
		.00000	82-3384324				MedExpress Primary Care Maryland, P.C.	.MD	NIA	Physician(s) Owned	Influence	0.000	UnitedHealth Group Incorporated	.NO.	1
		.00000	82-1096099				MedExpress Primary Care Massachusetts, P.C.	.MA	NIA	Physician(s) Owned	Influence	0.000	UnitedHealth Group Incorporated	.NO.	1
		.00000	81-4396738				MedExpress Primary Care Minnesota P.C.	.MN	NIA	Physician(s) Owned	Influence	0.000	UnitedHealth Group Incorporated	.NO.	1
		.00000	83-1077265				MedExpress Primary Care Oklahoma, P.C.	.OK	NIA	Physician(s) Owned	Influence	0.000	UnitedHealth Group Incorporated	.NO.	1
		.00000					MedExpress Primary Care South Carolina, P.C.	.SC	NIA	Physician(s) Owned	Influence	0.000	UnitedHealth Group Incorporated	.NO.	1
		.00000	83-0764858				MedExpress Primary Care Texas, P.A.	.TX	NIA	Physician(s) Owned	Influence	0.000	UnitedHealth Group Incorporated	.NO.	1
		.00000	84-2500750				MedExpress Primary Care Virginia, P.C.	.VA	NIA	Physician(s) Owned	Influence	0.000	UnitedHealth Group Incorporated	.NO.	1
		.00000	82-3395792				MedExpress Primary Care West Virginia, Inc.	.WV	NIA	Physician(s) Owned	Influence	0.000	UnitedHealth Group Incorporated	.NO.	1
		.00000	82-4401181				MedExpress Primary Care Wisconsin, S.C.	.WI	NIA	Physician(s) Owned	Influence	0.000	UnitedHealth Group Incorporated	.NO.	1
		.00000	81-4563448				MedExpress Primary Care Wisconsin, S.C.	.WI	NIA	Physician(s) Owned	Influence	0.000	UnitedHealth Group Incorporated	.NO.	1

ANNUAL STATEMENT FOR THE YEAR 2021 OF THE UnitedHealthcare Plan of the River Valley, Inc.

SCHEDULE Y
PART 1A - DETAIL OF INSURANCE HOLDING COMPANY SYSTEM

1	2	3	4	5	6	7	8	9	10	11	12	13	14	15	16
Group Code	Group Name	NAIC Company Code	ID Number	Federal RSSD	CIK	Name of Securities Exchange if Publicly Traded (U.S. or International)	Names of Parent, Subsidiaries Or Affiliates	Domiciliary Location	Relationship to Reporting Entity	Directly Controlled by (Name of Entity/Person)	Type of Control (Ownership, Board, Management, Attorney-in-Fact, Influence, Other)	If Control is Ownership Provide Percentage	Ultimate Controlling Entity(ies)/Person(s)	Is an SCA Filing Required? (Yes/No)	*
		.00000	83-2089623				MedExpress Urgent Care - Northern New Jersey PC	NJ	NIA	Physician(s) Owned	Influence	0.000	UnitedHealth Group Incorporated	NO	1
		.00000	45-5388778				MedExpress Urgent Care - New Jersey, P.C.	NJ	NIA	Physician(s) Owned	Influence	0.000	UnitedHealth Group Incorporated	NO	1
		.00000	32-0533926				MedExpress Urgent Care Alabama, LLC	AL	NIA	Urgent Care Holdings, Inc.	Ownership	100.000	UnitedHealth Group Incorporated	NO	1
		.00000	81-4030280				MedExpress Urgent Care Arizona, P.C.	AZ	NIA	Physician(s) Owned	Influence	0.000	UnitedHealth Group Incorporated	NO	1
		.00000	46-4348120				MedExpress Urgent Care Arkansas, P.A.	AR	NIA	Physician(s) Owned	Influence	0.000	UnitedHealth Group Incorporated	NO	1
		.00000	82-0930142				MedExpress Urgent Care California, P.C.	CA	NIA	Physician(s) Owned	Influence	0.000	UnitedHealth Group Incorporated	NO	1
		.00000	81-1956812				MedExpress Urgent Care Connecticut, P.C.	CT	NIA	Physician(s) Owned	Influence	0.000	UnitedHealth Group Incorporated	NO	1
		.00000	82-1135336				MedExpress Urgent Care Idaho, P.C.	ID	NIA	Physician(s) Owned	Influence	0.000	UnitedHealth Group Incorporated	NO	1
		.00000	47-4308614				MedExpress Urgent Care Illinois, P.C.	IL	NIA	Physician(s) Owned	Influence	0.000	UnitedHealth Group Incorporated	NO	1
		.00000	81-5353472				MedExpress Urgent Care Iowa, P.C.	IA	NIA	Physician(s) Owned	Influence	0.000	UnitedHealth Group Incorporated	NO	1
		.00000	47-1919283				MedExpress Urgent Care Kansas, P.A.	KS	NIA	Physician(s) Owned	Influence	0.000	UnitedHealth Group Incorporated	NO	1
		.00000	82-1719888				MedExpress Urgent Care Maine, Inc.	ME	NIA	Urgent Care Holdings, Inc.	Ownership	100.000	UnitedHealth Group Incorporated	NO	1
		.00000	81-1125396				MedExpress Urgent Care Minnesota P.C.	MIN	NIA	Physician(s) Owned	Influence	0.000	UnitedHealth Group Incorporated	NO	1
		.00000	47-3132625				MedExpress Urgent Care Missouri P.C.	MO	NIA	Physician(s) Owned	Influence	0.000	UnitedHealth Group Incorporated	NO	1
		.00000	82-0631738				MedExpress Urgent Care New Hampshire, Inc.	NH	NIA	Urgent Care Holdings, Inc.	Ownership	100.000	UnitedHealth Group Incorporated	NO	1
		.00000	81-5138747				MedExpress Urgent Care North Carolina, P.C.	NC	NIA	Physician(s) Owned	Influence	0.000	UnitedHealth Group Incorporated	NO	1
		.00000	20-2545363				MedExpress Urgent Care of Boynton Beach, LLC	FL	NIA	MedExpress Development, LLC	Ownership	100.000	UnitedHealth Group Incorporated	NO	1
		.00000	82-1919436				MedExpress Urgent Care Oregon, P.C.	OR	NIA	Physician(s) Owned	Influence	0.000	UnitedHealth Group Incorporated	NO	1
		.00000	81-5362765				MedExpress Urgent Care Rhode Island, P.C.	RI	NIA	Physician(s) Owned	Influence	0.000	UnitedHealth Group Incorporated	NO	1
		.00000	81-5380706				MedExpress Urgent Care South Carolina, P.C.	SC	NIA	Physician(s) Owned	Influence	0.000	UnitedHealth Group Incorporated	NO	1
		.00000	47-5147441				MedExpress Urgent Care Texas, P.A.	TX	NIA	Physician(s) Owned	Influence	0.000	UnitedHealth Group Incorporated	NO	1
		.00000	82-2443118				MedExpress Urgent Care Washington, P.C.	WA	NIA	Physician(s) Owned	Influence	0.000	UnitedHealth Group Incorporated	NO	1
		.00000	81-4281678				MedExpress Urgent Care Wisconsin, S.C.	WI	NIA	Physician(s) Owned	Influence	0.000	UnitedHealth Group Incorporated	NO	1
		.00000	85-1474287				MedExpress Urgent Care, Inc. - Ohio	OH	NIA	Urgent Care Holdings, Inc.	Ownership	100.000	UnitedHealth Group Incorporated	NO	1
		.00000	26-4546400				MedExpress Urgent Care, Inc. - West Virginia	WV	NIA	Physician(s) Owned	Influence	0.000	UnitedHealth Group Incorporated	NO	1
		.00000	47-1804667				MedExpress Urgent Care, P.C. - Georgia	GA	NIA	Physician(s) Owned	Influence	0.000	UnitedHealth Group Incorporated	NO	1
		.00000	90-0929572				MedExpress Urgent Care, P.C. - Indiana	IN	NIA	Physician(s) Owned	Influence	0.000	UnitedHealth Group Incorporated	NO	1
		.00000	45-3461101				MedExpress Urgent Care, P.C. - Maryland	MD	NIA	Physician(s) Owned	Influence	0.000	UnitedHealth Group Incorporated	NO	1
		.00000	47-1857908				MedExpress Urgent Care, P.C. - Massachusetts	MA	NIA	Physician(s) Owned	Influence	0.000	UnitedHealth Group Incorporated	NO	1
		.00000	46-4793937				MedExpress Urgent Care, P.C. - Michigan	MI	NIA	Physician(s) Owned	Influence	0.000	UnitedHealth Group Incorporated	NO	1
		.00000	47-1824365				MedExpress Urgent Care, P.C. - Oklahoma	OK	NIA	Physician(s) Owned	Influence	0.000	UnitedHealth Group Incorporated	NO	1
		.00000	26-3750502				MedExpress Urgent Care, P.C. - Pennsylvania	PA	NIA	Physician(s) Owned	Influence	0.000	UnitedHealth Group Incorporated	NO	1
		.00000	45-4973138				MedExpress Urgent Care, P.C. - Tennessee	TN	NIA	Physician(s) Owned	Influence	0.000	UnitedHealth Group Incorporated	NO	1
		.00000	45-3123110				MedExpress Urgent Care, P.C. - Virginia	VA	NIA	Physician(s) Owned	Influence	0.000	UnitedHealth Group Incorporated	NO	1
		.00000	83-1565124				MedExpress Urgent Care, P.S.C. - Kentucky	KY	NIA	Physician(s) Owned	Influence	0.000	UnitedHealth Group Incorporated	NO	1
		.00000	45-5436856				MedExpress, Inc. - Delaware	DE	NIA	Physician(s) Owned	Influence	0.000	UnitedHealth Group Incorporated	NO	1
		.00000	75-2566987				Medical Clinic of North Texas PLLC	TX	NIA	USMD Affiliated Services	Ownership	100.000	UnitedHealth Group Incorporated	NO	1
		.00000					Medical Hilfe S.A.	CHL	NIA	Saden S.A.	Ownership	0.000	UnitedHealth Group Incorporated	NO	1
		.00000					Medical Hilfe S.A.	CHL	NIA	Home Medical S.A.	Ownership	100.000	UnitedHealth Group Incorporated	NO	1
		.00000	95-4708497				Medical Support Los Angeles, Inc.	CA	NIA	MSLA Management LLC	Ownership	100.000	UnitedHealth Group Incorporated	NO	1
		.00000	26-0636717				Medical Surgical Centers of America, Inc.	DE	NIA	ASC Network, LLC	Ownership	100.000	UnitedHealth Group Incorporated	NO	1
		.00000	32-0037402				Medical Transportation Services, LLC	FL	NIA	United HealthCare Services, Inc.	Ownership	100.000	UnitedHealth Group Incorporated	NO	1
		.00000	75-2515691				MedSynergies, LLC	DE	NIA	Mustang Razorback Holdings, Inc.	Ownership	100.000	UnitedHealth Group Incorporated	NO	1
		.00000	58-2101921				Melbourne Surgery Center, LLC	GA	NIA	Surgical Care Partners of Melbourne, LLC	Ownership	100.000	UnitedHealth Group Incorporated	NO	1
		.00000	82-4964787				Memorial City Holdings, LLC	DE	NIA	SCA-Memorial City, LLC	Ownership	51.000	UnitedHealth Group Incorporated	NO	1
		.00000	82-3689933				Memorial City Partners, LLC	DE	NIA	Memorial City Holdings, LLC	Ownership	51.000	UnitedHealth Group Incorporated	NO	1
		.00000	82-3689933				Memorial City Partners, LLC	DE	NIA	SCA-Memorial City, LLC	Ownership	11.000	UnitedHealth Group Incorporated	NO	1
		.00000	95-4688463				Memorial Healthcare IPA, GP	CA	NIA	MH Physician Three Holdco, a Medical Corporation	Ownership	99.000	UnitedHealth Group Incorporated	NO	1
		.00000	37-1782795				Memorial Houston Surgery Center, LLC	TX	NIA	SCA-Memorial, LLC	Ownership	51.209	UnitedHealth Group Incorporated	NO	1

ANNUAL STATEMENT FOR THE YEAR 2021 OF THE UnitedHealthcare Plan of the River Valley, Inc.

SCHEDULE Y
PART 1A - DETAIL OF INSURANCE HOLDING COMPANY SYSTEM

1	2	3	4	5	6	7	8	9	10	11	12	13	14	15	16
Group Code	Group Name	NAIC Company Code	ID Number	Federal RSSD	CIK	Name of Securities Exchange if Publicly Traded (U.S. or International)	Names of Parent, Subsidiaries Or Affiliates	Domiciliary Location	Relationship to Reporting Entity	Directly Controlled by (Name of Entity/Person)	Type of Control (Ownership, Board, Management, Attorney-in-Fact, Influence, Other)	If Control is Ownership Provide Percentage	Ultimate Controlling Entity(ies)/Person(s)	Is an SCA Filing Required? (Yes/No)	*
		.00000	26-1394069				MemorialCare Surgical Center at Orange Coast, LLC	CA	NIA	Beach Surgical Holdings LLC	Ownership	52.825	UnitedHealth Group Incorporated	NO	2
		.00000	20-3678259				MemorialCare Surgical Center at Saddleback, LLC	CA	NIA	Beach Surgical Holdings LLC	Ownership	53.426	UnitedHealth Group Incorporated	NO	2
		.00000	27-0203906				Mesquite Liberty, LLC	NV	NIA	Sierra Health Services, Inc.	Ownership	80.357	UnitedHealth Group Incorporated	NO	
		.00000	38-3861395				MGH/SCA, LLC	CA	NIA	SC Affiliates, LLC	Ownership	1.000	UnitedHealth Group Incorporated	NO	
		.00000	38-3861395				MGH/SCA, LLC	CA	NIA	Marin Surgery Holdings, Inc.	Ownership	99.000	UnitedHealth Group Incorporated	NO	
		.00000	27-4691544				MH Physician Three Holdco, a Medical Corporation	CA	NIA	Physician(s) Owned	Influence	0.000	UnitedHealth Group Incorporated	NO	1
		.00000	27-2252446				MHC Real Estate Holdings, LLC	CA	NIA	Monarch Management Services, Inc.	Ownership	100.000	UnitedHealth Group Incorporated	NO	
		.00000	80-0507474				MHCH, Inc.	CA	NIA	Monarch HealthCare, A Medical Group, Inc.	Ownership	100.000	UnitedHealth Group Incorporated	NO	1
		.00000	27-4691508				MHIPA Physician Two Holdco, a Medical Corporation	CA	NIA	Physician(s) Owned	Influence	0.000	UnitedHealth Group Incorporated	NO	1
		.00000	36-4600281				Miami Surgery Center, LLC	DE	NIA	SCA-Doral, LLC	Ownership	50.185	UnitedHealth Group Incorporated	NO	
.0707	UnitedHealth Group Incorporated	.66087	62-0724538				Mid-West National Life Insurance Company of Tennessee	TX	IA	HealthMarkets, LLC	Ownership	100.000	UnitedHealth Group Incorporated	NO	
		.00000	20-3345412				Midlands Orthopaedics Surgery Center, LLC	SC	NIA	SCA-Midlands, LLC	Ownership	47.312	UnitedHealth Group Incorporated	NO	2
		.00000	20-8103522				Midwest Center for Day Surgery, LLC	IL	NIA	Advocate-SCA Partners, LLC	Ownership	65.457	UnitedHealth Group Incorporated	NO	
		.00000	83-0543458				Mile High SurgiCenter, LLC	CO	NIA	SCA-Denver Physicians Holdings, LLC	Ownership	100.000	UnitedHealth Group Incorporated	NO	
		.00000	81-2977678				Mobile Medical Services of New Jersey, PC	NJ	NIA	Physician(s) Owned	Influence	0.000	UnitedHealth Group Incorporated	NO	1
		.00000	30-0445773				Mobile Medical Services, P.C.	NY	NIA	Physician(s) Owned	Influence	0.000	UnitedHealth Group Incorporated	NO	1
		.00000	63-0883553				Mobile-SC, LTD.	AL	NIA	SCA-Mobile, LLC	Ownership	20.000	UnitedHealth Group Incorporated	NO	2
		.00000					Modality Accountable Care Organisation Limited	GBR	NIA	Optum UK Solutions Group Limited	Ownership	50.000	UnitedHealth Group Incorporated	NO	2
		.00000	85-3287029				Moen, M.D., P.C.	CA	NIA	Physician(s) Owned	Influence	0.000	UnitedHealth Group Incorporated	NO	1
		.00000	22-3935634				Monarch Health Plan, Inc.	CA	NIA	Monarch HealthCare, A Medical Group, Inc.	Ownership	100.000	UnitedHealth Group Incorporated	NO	1
		.00000	33-0587660				Monarch HealthCare, A Medical Group, Inc.	CA	NIA	MH Physician Three Holdco, a Medical Corporation	Ownership	100.000	UnitedHealth Group Incorporated	NO	1
		.00000	45-3142852				Monarch Management Services, Inc.	DE	NIA	Collaborative Care Holdings, LLC	Ownership	100.000	UnitedHealth Group Incorporated	NO	
		.00000	84-4887072				Monika Roots, M.D., P.C.	CA	NIA	Physician(s) Owned	Influence	0.000	UnitedHealth Group Incorporated	NO	1
		.00000	52-1401868				Montgomery Surgery Center Limited Partnership	MD	NIA	Maryland Ambulatory Centers, LLC	Ownership	51.000	UnitedHealth Group Incorporated	NO	
		.00000	26-3513595				Morris County Surgical Center, LLC	NJ	NIA	SCA-Morris County, LLC	Ownership	52.662	UnitedHealth Group Incorporated	NO	
		.00000	20-5892451				Mosaic Management Services, Inc.	CA	NIA	Talbert Medical Group, P.C.	Ownership	100.000	UnitedHealth Group Incorporated	NO	1
		.00000	81-1633765				MSLA Management LLC	DE	NIA	OptumServe Health Services, Inc.	Ownership	100.000	UnitedHealth Group Incorporated	NO	
		.00000	62-1506649				Mt. Pleasant Surgery Center, L.P.	TN	NIA	SCA-Mt. Pleasant, LLC	Ownership	99.000	UnitedHealth Group Incorporated	NO	
		.00000	62-1506649				Mt. Pleasant Surgery Center, L.P.	TN	NIA	Endoscopy Center Affiliates, Inc.	Ownership	1.000	UnitedHealth Group Incorporated	NO	
		.00000	98-1285432				Multiangio Ltda.	BRA	NIA	Esho - Empresa de Serviços Hospitalares S.A.	Ownership	100.000	UnitedHealth Group Incorporated	NO	
		.00000	45-4450466				Murrells Inlet ASC, LLC	SC	NIA	SCA Murrells Inlet, LLC	Ownership	65.000	UnitedHealth Group Incorporated	NO	
		.00000	20-4209261				Muskogee Surgical Investors, LLC	OK	NIA	Surgery Center of Muskogee, LLC	Ownership	100.000	UnitedHealth Group Incorporated	NO	
		.00000	47-1935798				Mustang Razorback Holdings, Inc.	DE	NIA	Optum360 Solutions, LLC	Ownership	100.000	UnitedHealth Group Incorporated	NO	
		.00000	26-2564744				My Wellness Solutions, LLC	DE	NIA	OptumHealth Care Solutions, LLC	Ownership	100.000	UnitedHealth Group Incorporated	NO	
		.00000	20-3236839				NAMM Holdings, Inc.	DE	NIA	Aveta Inc.	Ownership	100.000	UnitedHealth Group Incorporated	NO	
		.00000	56-2627070				NAMM Medical Group Holdings, Inc.	CA	NIA	Physician(s) Owned	Influence	0.000	UnitedHealth Group Incorporated	NO	1
		.00000	61-1627269				NAMM MGH, Inc.	CA	NIA	Physician(s) Owned	Influence	0.000	UnitedHealth Group Incorporated	NO	1
.0707	UnitedHealth Group Incorporated	.98205	73-1187572				National Foundation Life Insurance Company	TX	IA	Enterprise Life Insurance Company	Ownership	100.000	UnitedHealth Group Incorporated	NO	
.0707	UnitedHealth Group Incorporated	.95251	76-0196559				National Pacific Dental, Inc.	TX	IA	Dental Benefit Providers, Inc.	Ownership	100.000	UnitedHealth Group Incorporated	NO	
		.00000	36-3549627				National Surgery Centers, LLC	DE	NIA	Surgical Care Affiliates, LLC	Ownership	100.000	UnitedHealth Group Incorporated	NO	
		.00000	45-3735192				Navigator Health, Inc.	DE	NIA	naviHealth Holdings, LLC	Ownership	100.000	UnitedHealth Group Incorporated	NO	
		.00000	84-2283691				Naviguard, Inc.	DE	NIA	UnitedHealth Group Ventures, LLC	Ownership	100.000	UnitedHealth Group Incorporated	NO	
		.00000	84-3482655				naviHealth Care at Home, LLC	DE	NIA	naviHealth, Inc.	Ownership	100.000	UnitedHealth Group Incorporated	NO	
		.00000	85-0975337				naviHealth Coordinated Care SC, P.C.	MI	NIA	Physician(s) Owned	Influence	0.000	UnitedHealth Group Incorporated	NO	1
		.00000	84-5020906				naviHealth Coordinated Care, LLC	DE	NIA	naviHealth, Inc.	Ownership	100.000	UnitedHealth Group Incorporated	NO	

ANNUAL STATEMENT FOR THE YEAR 2021 OF THE UnitedHealthcare Plan of the River Valley, Inc.

SCHEDULE Y
PART 1A - DETAIL OF INSURANCE HOLDING COMPANY SYSTEM

1	2	3	4	5	6	7	8	9	10	11	12	13	14	15	16
Group Code	Group Name	NAIC Company Code	ID Number	Federal RSSD	CIK	Name of Securities Exchange if Publicly Traded (U.S. or International)	Names of Parent, Subsidiaries Or Affiliates	Domiciliary Location	Relationship to Reporting Entity	Directly Controlled by (Name of Entity/Person)	Type of Control (Ownership, Board, Management, Attorney-in-Fact, Influence, Other)	If Control is Ownership Provide Percentage	Ultimate Controlling Entity(ies)/Person(s)	Is an SCA Filing Required? (Yes/No)	*
		.0000	35-2431677				naviHealth Holdings, LLC	DE	NIA	Nomad Buyer, Inc.	Ownership	100.000	UnitedHealth Group Incorporated	NO	
		.0000	84-3469040				naviHealth Michigan HBCP, P.C.	MI	NIA	Physician(s) Owned	Influence	0.000	UnitedHealth Group Incorporated	NO	1
		.0000	61-1669841				naviHealth SM Holdings, Inc.	DE	NIA	naviHealth Holdings, LLC	Ownership	100.000	UnitedHealth Group Incorporated	NO	
		.0000	36-4719151				naviHealth, Inc.	DE	NIA	naviHealth Holdings, LLC	Ownership	100.000	UnitedHealth Group Incorporated	NO	
.0707	UnitedHealth Group Incorporated	.95123	65-0996107				Neighborhood Health Partnership, Inc.	FL	IA	UnitedHealthcare, Inc.	Ownership	100.000	UnitedHealth Group Incorporated	NO	
		.0000	20-4755277				Netwerkes, LLC	TN	NIA	Optum360 Solutions, LLC	Ownership	100.000	UnitedHealth Group Incorporated	NO	
.0707	UnitedHealth Group Incorporated	.95758	88-0228572				Nevada Pacific Dental	NV	IA	Dental Benefit Providers, Inc.	Ownership	100.000	UnitedHealth Group Incorporated	NO	
		.0000	72-1267232				New Orleans Regional Physician Hospital Organization, L.L.C.	LA	NIA	UnitedHealthcare, Inc.	Ownership	100.000	UnitedHealth Group Incorporated	NO	
		.0000	84-1250135				New West Physicians, Inc.	CO	NIA	Newton Holdings, LLC	Ownership	100.000	UnitedHealth Group Incorporated	NO	
		.0000	86-3891057				New York Licensed Clinical Social Work, P.C.	NY	NIA	Physician(s) Owned	Influence	0.000	UnitedHealth Group Incorporated	NO	1
		.0000	30-1080342				Newton Holdings, LLC	DE	NIA	Collaborative Care Holdings, LLC	Ownership	80.100	UnitedHealth Group Incorporated	NO	
		.0000	26-2995765				Nifty After Fifty/Monarch, LLC	CA	NIA	Physician(s) Owned	Influence	0.000	UnitedHealth Group Incorporated	NO	1
		.0000	83-1111251				Nomad Buyer, Inc.	DE	NIA	UnitedHealth Group Incorporated	Ownership	100.000	UnitedHealth Group Incorporated	NO	
		.0000	33-0673955				North American Medical Management California, Inc.	TN	NIA	NAMM Holdings, Inc.	Ownership	100.000	UnitedHealth Group Incorporated	NO	
		.0000	27-2248103				North Dallas Surgical Center, LLC	DE	NIA	Surgical Care Affiliates, LLC	Influence	0.000	UnitedHealth Group Incorporated	NO	
		.0000	91-1276412				North Kitsap Ambulatory Surgery Center, LLC	WA	NIA	SCA Pacific Surgery Holdings, LLC	Ownership	9.990	UnitedHealth Group Incorporated	NO	2
		.0000	20-2564137				North Puget Sound Oncology Equipment Leasing Company, LLC	WA	NIA	Everett MSO, Inc.	Ownership	71.250	UnitedHealth Group Incorporated	NO	
		.0000	88-0245121				Northern Nevada Health Network, Inc.	NV	NIA	Sierra Health Services, Inc.	Ownership	100.000	UnitedHealth Group Incorporated	NO	
		.0000	63-1240726				Northern Rockies Surgery Center, L.P.	TN	NIA	Northern Rockies Surgicenter, Inc.	Ownership	40.000	UnitedHealth Group Incorporated	NO	2
		.0000	81-0399251				Northern Rockies Surgicenter, Inc.	MT	NIA	National Surgery Centers, LLC	Ownership	100.000	UnitedHealth Group Incorporated	NO	
		.0000	85-4070254				Northern Utah Surgery Center, LLC	UT	NIA	SCA Northern Utah Holdings, LLC	Ownership	100.000	UnitedHealth Group Incorporated	NO	
		.0000	91-1699944				Northwest Medical Group Alliance, LLC	WA	NIA	The Polyclinic, PLLC	Ownership	21.480	UnitedHealth Group Incorporated	NO	1
		.0000	45-5055997				Northwest Spine and Laser Surgery Center LLC	OR	NIA	SCA Northwest Holdings, LLC	Ownership	51.000	UnitedHealth Group Incorporated	NO	
		.0000	37-1007387				Northwest Surgicare, LLC	DE	NIA	Surgery Center Holding, LLC	Ownership	100.000	UnitedHealth Group Incorporated	NO	
		.0000	75-2494046				Northwest Surgicare, Ltd., an Illinois Limited Partnership	IL	NIA	Northwest Surgicare, LLC	Ownership	66.000	UnitedHealth Group Incorporated	NO	
		.0000	75-2494046				Northwest Surgicare, Ltd., an Illinois Limited Partnership	IL	NIA	Northwest Surgicare, LLC	Ownership	66.000	UnitedHealth Group Incorporated	NO	
		.0000	61-1855159				NPV IPA Washington, PLLC	WA	NIA	Endoscopy Center Affiliates, Inc.	Ownership	1.000	UnitedHealth Group Incorporated	NO	
		.0000	56-1963226				NSC Greensboro West, LLC	DE	NIA	Everett Physicians, Inc. P.S.	Ownership	100.000	UnitedHealth Group Incorporated	NO	1
		.0000	56-1775016				NSC Greensboro, LLC	DE	NIA	National Surgery Centers, LLC	Ownership	49.000	UnitedHealth Group Incorporated	NO	2
		.0000	36-4210296				NSC Lancaster, LLC	DE	NIA	National Surgery Centers, LLC	Ownership	100.000	UnitedHealth Group Incorporated	NO	
		.0000	91-1553479				NSC Seattle, Inc.	WA	NIA	National Surgery Centers, LLC	Ownership	100.000	UnitedHealth Group Incorporated	NO	
		.0000	33-0812824				NSC Upland, LLC	DE	NIA	National Surgery Centers, LLC	Ownership	100.000	UnitedHealth Group Incorporated	NO	
		.0000	83-4364718				OC Cardiology Practice Partners, LLC	DE	NIA	SC Affiliates, LLC	Ownership	100.000	UnitedHealth Group Incorporated	NO	
		.0000	84-3189778				OCC MSO, LLC	DE	NIA	OptumCare Specialty Practices, LLC	Ownership	50.000	UnitedHealth Group Incorporated	NO	
		.0000	93-0979031				OHR Physician Group, P.C.	OR	NIA	Physician(s) Owned	Influence	0.000	UnitedHealth Group Incorporated	NO	1
		.0000	98-1454609				Omesa SpA	CHL	NIA	Vida Integra S.p.A.	Ownership	99.996	UnitedHealth Group Incorporated	NO	
		.0000	98-1454609				Omesa SpA	CHL	NIA	Saden S.A.	Ownership	0.004	UnitedHealth Group Incorporated	NO	
		.0000	27-0062838				OmniClaim, LLC	DE	NIA	Equian, LLC	Ownership	100.000	UnitedHealth Group Incorporated	NO	
		.0000	98-1456252				Oncocare S.A.C.	PER	NIA	Pacifico S.A. Entidad Prestadora de Salud	Ownership	80.000	UnitedHealth Group Incorporated	NO	
		.0000	26-1914835				Ophthalmology Surgery Center of Dallas, LLC	TX	NIA	Surgical Care Affiliates, LLC	Influence	0.000	UnitedHealth Group Incorporated	NO	
.0707	UnitedHealth Group Incorporated	.96940	52-1518174				Optimum Choice, Inc.	MD	IA	United HealthCare Services, Inc.	Ownership	100.000	UnitedHealth Group Incorporated	NO	
		.0000	47-0858534	3202702			Optum Bank, Inc.	UT	NIA	Optum Financial, Inc.	Ownership	100.000	UnitedHealth Group Incorporated	NO	
		.0000	36-3437660				Optum Biometrics, Inc.	IL	NIA	OptumHealth Care Solutions, LLC	Ownership	100.000	UnitedHealth Group Incorporated	NO	
		.0000	45-3143218				Optum Care Networks, Inc.	DE	NIA	Collaborative Care Holdings, LLC	Ownership	100.000	UnitedHealth Group Incorporated	NO	
		.0000	13-4138665				Optum Care of New York Management, Inc.	NY	NIA	Inspiris, Inc.	Ownership	100.000	UnitedHealth Group Incorporated	NO	
		.0000	26-0683057				Optum Care Services Company	TN	NIA	Inspiris, Inc.	Ownership	100.000	UnitedHealth Group Incorporated	NO	
		.0000	83-1959511				Optum Care, Inc.	DE	NIA	Collaborative Care Services, Inc.	Ownership	100.000	UnitedHealth Group Incorporated	NO	

ANNUAL STATEMENT FOR THE YEAR 2021 OF THE UnitedHealthcare Plan of the River Valley, Inc.

SCHEDULE Y
PART 1A - DETAIL OF INSURANCE HOLDING COMPANY SYSTEM

1	2	3	4	5	6	7	8	9	10	11	12	13	14	15	16
Group Code	Group Name	NAIC Company Code	ID Number	Federal RSSD	CIK	Name of Securities Exchange if Publicly Traded (U.S. or International)	Names of Parent, Subsidiaries Or Affiliates	Domi-ciliary Location	Relation-ship to Reporting Entity	Directly Controlled by (Name of Entity/Person)	Type of Control (Ownership, Board, Management, Attorney-in-Fact, Influence, Other)	If Control is Ownership Provide Percentage	Ultimate Controlling Entity(ies)/Person(s)	Is an SCA Filing Re-quired? (Yes/No)	*
		.0000	75-2778455				Optum Clinic, P.A.	TX	NIA	Physician(s) Owned	Influence	0.000	UnitedHealth Group Incorporated	NO	1
		.0000	37-1782217				Optum Clinics Holdings, Inc.	DE	NIA	Collaborative Care Holdings, LLC	Ownership	100.000	UnitedHealth Group Incorporated	NO	
		.0000	38-3969193				Optum Clinics Intermediate Holdings, Inc.	DE	NIA	Optum Clinics Holdings, Inc.	Ownership	100.000	UnitedHealth Group Incorporated	NO	
		.0000	20-3253658				Optum Compounding Services, LLC	AZ	NIA	Optum Pharmacy 801, Inc.	Ownership	100.000	UnitedHealth Group Incorporated	NO	
		.0000					Optum Digital Health Holdings, LLC	DE	NIA	Consumer Wellness Solutions, Inc.	Ownership	100.000	UnitedHealth Group Incorporated	NO	
		.0000	46-1981651				Optum Direct To Consumer, Inc.	DE	NIA	Optum, Inc.	Ownership	100.000	UnitedHealth Group Incorporated	NO	
		.0000	47-0858530				Optum Financial, Inc.	DE	NIA	OptumHealth Holdings, LLC	Ownership	100.000	UnitedHealth Group Incorporated	NO	
		.0000	85-2786455				Optum Frontier Therapies Holdings, LLC	DE	NIA	Optum, Inc.	Ownership	100.000	UnitedHealth Group Incorporated	NO	
		.0000	45-2532834				Optum Frontier Therapies II, LLC	NV	NIA	Optum Frontier Therapies Holdings, LLC	Ownership	100.000	UnitedHealth Group Incorporated	NO	
		.0000	45-2301399				Optum Frontier Therapies, LLC	WI	NIA	Optum Frontier Therapies Holdings, LLC	Ownership	100.000	UnitedHealth Group Incorporated	NO	
		.0000	87-1335182				Optum Genomics, Inc.	DE	NIA	United HealthCare Services, Inc.	Ownership	100.000	UnitedHealth Group Incorporated	NO	
		.0000	98-1103015				Optum Global Solutions (India) Private Limited	IND	NIA	UnitedHealth International, Inc.	Ownership	0.001	UnitedHealth Group Incorporated	NO	
		.0000	98-1103015				Optum Global Solutions (India) Private Limited	IND	NIA	Optum Global Solutions International B.V.	Ownership	78.527	UnitedHealth Group Incorporated	NO	
		.0000	98-1097776				Optum Global Solutions (Philippines), Inc.	PHL	NIA	Optum Global Solutions International B.V.	Ownership	99.991	UnitedHealth Group Incorporated	NO	
		.0000					Optum Global Solutions Colombia S.A.S.	COL	NIA	Bordeaux UK Holdings II Limited	Ownership	100.000	UnitedHealth Group Incorporated	NO	
		.0000	98-1201187				Optum Global Solutions International B.V.	NLD	NIA	OptumHealth International B.V.	Ownership	2.520	UnitedHealth Group Incorporated	NO	
		.0000	98-1201187				Optum Global Solutions International B.V.	NLD	NIA	Optum Technology, LLC	Ownership	97.480	UnitedHealth Group Incorporated	NO	
		.0000	04-3574101				Optum Government Solutions, Inc.	DE	NIA	OptumInsight, Inc.	Ownership	100.000	UnitedHealth Group Incorporated	NO	
		.0000	30-0226127				Optum Growth Partners Holdings, Inc.	DE	NIA	Optum, Inc.	Ownership	100.000	UnitedHealth Group Incorporated	NO	
		.0000	84-3719654				Optum Growth Partners, LLC	DE	NIA	Optum Growth Partners Holdings, Inc.	Ownership	100.000	UnitedHealth Group Incorporated	NO	
		.0000					Optum Health & Technology (Hong Kong) Limited	HKG	NIA	OptumHealth International B.V.	Ownership	100.000	UnitedHealth Group Incorporated	NO	
		.0000	98-1095799				Optum Health & Technology (India) Private Limited	IND	NIA	OptumHealth International B.V.	Ownership	99.999	UnitedHealth Group Incorporated	NO	
		.0000	98-1095799				Optum Health & Technology (India) Private Limited	IND	NIA	United Behavioral Health	Ownership	0.001	UnitedHealth Group Incorporated	NO	
		.0000	98-1097886				Optum Health & Technology (Singapore) Pte. Ltd.	SGP	NIA	OptumHealth International B.V.	Ownership	100.000	UnitedHealth Group Incorporated	NO	
		.0000	20-2149493				Optum Health & Technology (US), LLC	MO	NIA	OptumHealth Holdings, LLC	Ownership	100.000	UnitedHealth Group Incorporated	NO	
		.0000	43-1747235				Optum Health & Technology Holdings (US), Inc.	MO	NIA	Optum, Inc.	Ownership	100.000	UnitedHealth Group Incorporated	NO	
		.0000	98-1184561				Optum Health & Technology Serviços do Brasil Ltda.	BRA	NIA	OptumInsight, Inc.	Ownership	0.002	UnitedHealth Group Incorporated	NO	
		.0000	98-1184561				Optum Health & Technology Serviços do Brasil Ltda.	BRA	NIA	Optum Global Solutions International B.V.	Ownership	99.998	UnitedHealth Group Incorporated	NO	
		.0000	98-1276517				Optum Health and Technology FZ-LLC	ARE	NIA	Optum Global Solutions International B.V.	Ownership	100.000	UnitedHealth Group Incorporated	NO	
		.0000	46-2385459				Optum Health Plan of California	DE	NIA	OptumCare Holdings, LLC	Ownership	100.000	UnitedHealth Group Incorporated	NO	
		.0000	98-1097921				Optum Health Services (Canada) Ltd.	CAN	NIA	Optum Health & Technology Holdings (US), Inc.	Ownership	100.000	UnitedHealth Group Incorporated	NO	
		.0000	98-1406274				Optum Health Solutions (Australia) Pty Ltd	AUS	NIA	Optum UK Solutions Group Limited	Ownership	100.000	UnitedHealth Group Incorporated	NO	
		.0000	98-1147355				Optum Health Solutions (UK) Limited	GBR	NIA	Optum UK Solutions Group Limited	Ownership	100.000	UnitedHealth Group Incorporated	NO	
		.0000	58-2068880				Optum Healthcare of Illinois, Inc.	GA	NIA	Optum Women's and Children's Health, LLC	Ownership	100.000	UnitedHealth Group Incorporated	NO	
		.0000	20-0212381				Optum Hospice Pharmacy Services, LLC	DE	NIA	OptumRx Health Solutions, LLC	Ownership	100.000	UnitedHealth Group Incorporated	NO	
		.0000	11-2997132				Optum Infusion Services 100, Inc.	NY	NIA	Optum Infusion Services 500, Inc.	Ownership	100.000	UnitedHealth Group Incorporated	NO	
		.0000	11-3485985				Optum Infusion Services 101, Inc.	NY	NIA	Optum Infusion Services 100, Inc.	Ownership	100.000	UnitedHealth Group Incorporated	NO	
		.0000	27-1533840				Optum Infusion Services 103, LLC	DE	NIA	Serquinox Holdings LLC	Ownership	100.000	UnitedHealth Group Incorporated	NO	
		.0000	57-0861358				Optum Infusion Services 200, Inc.	SC	NIA	Ambient Healthcare, Inc.	Ownership	100.000	UnitedHealth Group Incorporated	NO	
		.0000	55-0802777				Optum Infusion Services 201, Inc.	FL	NIA	Ambient Healthcare, Inc.	Ownership	100.000	UnitedHealth Group Incorporated	NO	
		.0000	20-4881413				Optum Infusion Services 202, Inc.	FL	NIA	Ambient Healthcare, Inc.	Ownership	100.000	UnitedHealth Group Incorporated	NO	
		.0000	33-1012700				Optum Infusion Services 203, Inc.	FL	NIA	Ambient Healthcare, Inc.	Ownership	100.000	UnitedHealth Group Incorporated	NO	
		.0000	55-0802774				Optum Infusion Services 204, Inc.	FL	NIA	Ambient Healthcare, Inc.	Ownership	100.000	UnitedHealth Group Incorporated	NO	
		.0000	26-3738273				Optum Infusion Services 205, Inc.	FL	NIA	Ambient Healthcare, Inc.	Ownership	100.000	UnitedHealth Group Incorporated	NO	

ANNUAL STATEMENT FOR THE YEAR 2021 OF THE UnitedHealthcare Plan of the River Valley, Inc.

SCHEDULE Y
PART 1A - DETAIL OF INSURANCE HOLDING COMPANY SYSTEM

1	2	3	4	5	6	7	8	9	10	11	12	13	14	15	16
Group Code	Group Name	NAIC Company Code	ID Number	Federal RSSD	CIK	Name of Securities Exchange if Publicly Traded (U.S. or International)	Names of Parent, Subsidiaries Or Affiliates	Domiciliary Location	Relationship to Reporting Entity	Directly Controlled by (Name of Entity/Person)	Type of Control (Ownership, Board, Management, Attorney-in-Fact, Influence, Other)	If Control is Ownership Provide Percentage	Ultimate Controlling Entity(ies)/Person(s)	Is an SCA Filing Required? (Yes/No)	*
		.0000	63-1284325				Optum Infusion Services 206, Inc.	AL	NIA	Ambient Healthcare, Inc.	Ownership	100.000	UnitedHealth Group Incorporated	NO	
		.0000	63-0964525				Optum Infusion Services 207, Inc.	AL	NIA	Optum Infusion Services 206, Inc.	Ownership	100.000	UnitedHealth Group Incorporated	NO	
		.0000	20-4963945				Optum Infusion Services 208, Inc.	NC	NIA	Ambient Healthcare, Inc.	Ownership	100.000	UnitedHealth Group Incorporated	NO	
		.0000	55-0802779				Optum Infusion Services 209, Inc.	GA	NIA	Ambient Healthcare, Inc.	Ownership	100.000	UnitedHealth Group Incorporated	NO	
		.0000	75-2196224				Optum Infusion Services 301, LP	OK	NIA	Optum Infusion Services 500, Inc.	Ownership	99.950	UnitedHealth Group Incorporated	NO	
		.0000	75-2196224				Optum Infusion Services 301, LP	OK	NIA	Optum Infusion Services 305, LLC	Ownership	0.050	UnitedHealth Group Incorporated	NO	
		.0000	27-0668812				Optum Infusion Services 302, LLC	NE	NIA	Optum Infusion Services 500, Inc.	Ownership	100.000	UnitedHealth Group Incorporated	NO	
		.0000	26-2565032				Optum Infusion Services 305, LLC	DE	NIA	Optum Infusion Services 500, Inc.	Ownership	100.000	UnitedHealth Group Incorporated	NO	
		.0000	20-3741084				Optum Infusion Services 308, LLC	AZ	NIA	SCP Specialty Infusion, LLC	Ownership	100.000	UnitedHealth Group Incorporated	NO	
		.0000	02-0653265				Optum Infusion Services 401, LLC	CA	NIA	SCP Specialty Infusion, LLC	Ownership	100.000	UnitedHealth Group Incorporated	NO	
		.0000	26-4312858				Optum Infusion Services 402, LLC	CA	NIA	SCP Specialty Infusion, LLC	Ownership	100.000	UnitedHealth Group Incorporated	NO	
		.0000	47-0941801				Optum Infusion Services 403, LLC	CA	NIA	SCP Specialty Infusion, LLC	Ownership	100.000	UnitedHealth Group Incorporated	NO	
		.0000	93-1103256				Optum Infusion Services 404, LLC	OR	NIA	SCP Specialty Infusion, LLC	Ownership	100.000	UnitedHealth Group Incorporated	NO	
		.0000	27-3918706				Optum Infusion Services 500, Inc.	DE	NIA	AxelaCare, LLC	Ownership	100.000	UnitedHealth Group Incorporated	NO	
		.0000	84-2822134				Optum Infusion Services 501, Inc.	DE	NIA	Optum Infusion Services 500, Inc.	Ownership	100.000	UnitedHealth Group Incorporated	NO	
		.0000	01-0808529				Optum Infusion Services 550, LLC	DE	NIA	Diplomat Blocker, LLC	Ownership	100.000	UnitedHealth Group Incorporated	NO	
		.0000	04-3041221				Optum Infusion Services 551, LLC	CT	NIA	Diplomat Pharmacy, Inc.	Ownership	100.000	UnitedHealth Group Incorporated	NO	
		.0000	02-0651651				Optum Infusion Services 553, LLC	NC	NIA	Diplomat Pharmacy, Inc.	Ownership	100.000	UnitedHealth Group Incorporated	NO	
		.0000	46-3275933				Optum Infusion Services 554, Inc.	NY	NIA	Diplomat Pharmacy, Inc.	Ownership	100.000	UnitedHealth Group Incorporated	NO	
.0707	UnitedHealth Group Incorporated	69647	31-0628424				Optum Insurance of Ohio, Inc.	OH	IA	OptumRx PBM of Maryland, LLC	Ownership	100.000	UnitedHealth Group Incorporated	NO	
		.0000	46-1615964				Optum Labs Topaz, Inc.	DE	NIA	Optum, Inc.	Ownership	100.000	UnitedHealth Group Incorporated	NO	
		.0000					Optum Labs, Inc.	PHL	NIA	Optum Labs, LLC	Ownership	99.990	UnitedHealth Group Incorporated	NO	
		.0000	41-1934238				Optum Labs, LLC	DE	NIA	United HealthCare Services, Inc.	Ownership	100.000	UnitedHealth Group Incorporated	NO	
		.0000	98-1209730				Optum Life Sciences (Canada) Inc.	CAN	NIA	OptumInsight Life Sciences, Inc.	Ownership	100.000	UnitedHealth Group Incorporated	NO	
		.0000	98-1098190				Optum Management Consulting (Shanghai) Co., Ltd.	CHN	NIA	Optum Health & Technology Holdings (US), Inc.	Ownership	100.000	UnitedHealth Group Incorporated	NO	
		.0000	30-0826311				Optum Medical Services of California, P.C.	CA	NIA	Physician(s) Owned	Influence	0.000	UnitedHealth Group Incorporated	NO	1
		.0000	45-5424191				Optum Medical Services of Colorado, P.C.	CO	NIA	Physician(s) Owned	Influence	0.000	UnitedHealth Group Incorporated	NO	1
		.0000	45-3866363				Optum Medical Services, P.C.	NC	NIA	Physician(s) Owned	Influence	0.000	UnitedHealth Group Incorporated	NO	1
.0707	UnitedHealth Group Incorporated	.11068	30-0029448				Optum Networks of New Jersey, Inc.	DE	IA	OrthoNet Holdings, Inc.	Ownership	100.000	UnitedHealth Group Incorporated	NO	
		.0000	58-1873062				Optum of New York, Inc.	NY	NIA	Optum Women's and Children's Health, LLC	Ownership	100.000	UnitedHealth Group Incorporated	NO	
		.0000	98-1097761				Optum Operations (Ireland) Unlimited Company	IRL	NIA	UnitedHealthcare International VII S.à r.l.	Ownership	100.000	UnitedHealth Group Incorporated	NO	
		.0000	85-3355553				Optum Oregon MSO, LLC	DE	NIA	Collaborative Care Holdings, LLC	Ownership	100.000	UnitedHealth Group Incorporated	NO	
		.0000	20-8911466				Optum Palliative and Hospice Care of Pennsylvania, Inc.	TN	NIA	Hospice Inspiris Holdings, Inc.	Ownership	100.000	UnitedHealth Group Incorporated	NO	
		.0000	20-8911303				Optum Palliative and Hospice Care of Texas, Inc.	TN	NIA	Hospice Inspiris Holdings, Inc.	Ownership	100.000	UnitedHealth Group Incorporated	NO	
		.0000	45-3629080				Optum Perks LLC	DE	NIA	OptumRx PBM of Illinois, Inc.	Ownership	100.000	UnitedHealth Group Incorporated	NO	
		.0000	87-1235240				Optum Pharma Services Holdings, Inc.	DE	NIA	Optum, Inc.	Ownership	100.000	UnitedHealth Group Incorporated	NO	
		.0000	36-4435924				Optum Pharmacy 601, LLC	FL	NIA	Apothecary Holdings, Inc.	Ownership	100.000	UnitedHealth Group Incorporated	NO	
		.0000	82-4030553				Optum Pharmacy 700, LLC	DE	NIA	OptumRx Administrative Services, LLC	Ownership	100.000	UnitedHealth Group Incorporated	NO	
		.0000	84-2827343				Optum Pharmacy 701, LLC	DE	NIA	OptumRx Administrative Services, LLC	Ownership	100.000	UnitedHealth Group Incorporated	NO	
		.0000	46-2731176				Optum Pharmacy 702, LLC	IN	NIA	OptumRx PBM of Illinois, Inc.	Ownership	100.000	UnitedHealth Group Incorporated	NO	
		.0000	20-2719823				Optum Pharmacy 704, Inc.	TX	NIA	BriovaRx of Florida, Inc.	Ownership	100.000	UnitedHealth Group Incorporated	NO	
		.0000	55-0824381				Optum Pharmacy 705, LLC	AL	NIA	BriovaRx of Maine, Inc.	Ownership	100.000	UnitedHealth Group Incorporated	NO	
		.0000	74-3103518				Optum Pharmacy 706, Inc.	NY	NIA	Salveo Specialty Pharmacy, Inc.	Ownership	100.000	UnitedHealth Group Incorporated	NO	
		.0000	20-4515146				Optum Pharmacy 707, Inc.	CA	NIA	Salveo Specialty Pharmacy, Inc.	Ownership	100.000	UnitedHealth Group Incorporated	NO	
		.0000	27-2869469				Optum Pharmacy 800, Inc.	AZ	NIA	Apothecary Holdings, Inc.	Ownership	100.000	UnitedHealth Group Incorporated	NO	
		.0000	13-4318552				Optum Pharmacy 801, Inc.	AZ	NIA	Apothecary Holdings, Inc.	Ownership	100.000	UnitedHealth Group Incorporated	NO	
		.0000	26-4241458				Optum Pharmacy 803, Inc.	AZ	NIA	Apothecary Holdings, Inc.	Ownership	100.000	UnitedHealth Group Incorporated	NO	
		.0000	26-0583808				Optum Pharmacy 805, Inc.	AZ	NIA	Apothecary Holdings, Inc.	Ownership	100.000	UnitedHealth Group Incorporated	NO	
		.0000	27-0121303				Optum Pharmacy 806, Inc.	CA	NIA	Apothecary Holdings, Inc.	Ownership	100.000	UnitedHealth Group Incorporated	NO	
		.0000	20-4581265				Optum Public Sector Solutions, Inc.	DE	NIA	OptumInsight, Inc.	Ownership	100.000	UnitedHealth Group Incorporated	NO	

ANNUAL STATEMENT FOR THE YEAR 2021 OF THE UnitedHealthcare Plan of the River Valley, Inc.

SCHEDULE Y
PART 1A - DETAIL OF INSURANCE HOLDING COMPANY SYSTEM

1	2	3	4	5	6	7	8	9	10	11	12	13	14	15	16
Group Code	Group Name	NAIC Company Code	ID Number	Federal RSSD	CIK	Name of Securities Exchange if Publicly Traded (U.S. or International)	Names of Parent, Subsidiaries Or Affiliates	Domiciliary Location	Relationship to Reporting Entity	Directly Controlled by (Name of Entity/Person)	Type of Control (Ownership, Board, Management, Attorney-in-Fact, Influence, Other)	If Control is Ownership Provide Percentage	Ultimate Controlling Entity(ies)/Person(s)	Is an SCA Filing Required? (Yes/No)	*
		.0000	46-3328009				Optum Rocket, LLC	DE	NIA	OptumInsight, Inc.	Ownership	100.000	UnitedHealth Group Incorporated	NO	
		.0000	26-0543382				Optum Senior Services, LLC	AL	NIA	Optum Hospice Pharmacy Services, LLC	Ownership	100.000	UnitedHealth Group Incorporated	NO	
		.0000	98-1307821				Optum Services (Ireland) Limited	IRL	NIA	Optum Operations (Ireland) Unlimited Company	Ownership	100.000	UnitedHealth Group Incorporated	NO	
		.0000	66-0870003				Optum Services (Puerto Rico) LLC	PR	NIA	UnitedHealthcare International III B.V.	Ownership	100.000	UnitedHealth Group Incorporated	NO	
		.0000	45-4683454				Optum Services, Inc.	DE	NIA	Optum, Inc.	Ownership	100.000	UnitedHealth Group Incorporated	NO	
		.0000	98-0644599				Optum Solutions UK Holdings Limited	GBR	NIA	Optum Health & Technology Holdings (US), Inc.	Ownership	100.000	UnitedHealth Group Incorporated	NO	
		.0000	46-5713629				Optum Technology, LLC	DE	NIA	OptumInsight, Inc.	Ownership	100.000	UnitedHealth Group Incorporated	NO	
		.0000	98-1097769				Optum UK Solutions Group Limited	GBR	NIA	Optum Solutions UK Holdings Limited	Ownership	100.000	UnitedHealth Group Incorporated	NO	
		.0000					Optum Venture Global Partners II, LP	DE	NIA	Optum, Inc.	Ownership	99.000	UnitedHealth Group Incorporated	NO	
		.0000					Optum Venture Global Partners, LP	DE	NIA	Optum, Inc.	Ownership	99.000	UnitedHealth Group Incorporated	NO	
		.0000					Optum Venture Partners II, LP	DE	NIA	Optum, Inc.	Ownership	99.000	UnitedHealth Group Incorporated	NO	
		.0000					Optum Venture Partners III, LP	DE	NIA	Optum, Inc.	Ownership	99.000	UnitedHealth Group Incorporated	NO	
		.0000					Optum Venture Partners, LP	DE	NIA	Optum, Inc.	Ownership	99.000	UnitedHealth Group Incorporated	NO	
		.0000	85-0735012				Optum Washington Network, LLC	WA	NIA	Collaborative Care Holdings, LLC	Ownership	93.000	UnitedHealth Group Incorporated	NO	
		.0000	58-2205984				Optum Women's and Children's Health, LLC	DE	NIA	My Wellness Solutions, LLC	Ownership	100.000	UnitedHealth Group Incorporated	NO	
		.0000	30-0580620				Optum, Inc.	DE	NIA	UnitedHealthCare Services, Inc.	Ownership	100.000	UnitedHealth Group Incorporated	NO	
		.0000	46-3983926				Optum360 Services, Inc.	DE	NIA	Optum Rocket, LLC	Ownership	100.000	UnitedHealth Group Incorporated	NO	
		.0000	82-3446942				Optum360 Solutions, LLC	DE	NIA	OptumInsight, Inc.	Ownership	100.000	UnitedHealth Group Incorporated	NO	
		.0000	46-3328307				Optum360, LLC	DE	NIA	Optum Rocket, LLC	Ownership	95.850	UnitedHealth Group Incorporated	NO	
		.0000	30-0940296				OptumCare ACO New Mexico, LLC	DE	NIA	OptumCare New Mexico, LLC	Ownership	100.000	UnitedHealth Group Incorporated	NO	
		.0000	83-3608739				OptumCare ACO West, LLC	DE	NIA	Collaborative Care Holdings, LLC	Ownership	100.000	UnitedHealth Group Incorporated	NO	
		.0000	47-1422097				OptumCare Clinical Trials, LLC	DE	NIA	OptumCare Holdings, LLC	Ownership	100.000	UnitedHealth Group Incorporated	NO	
		.0000	35-2597463				OptumCare Colorado ASC, LLC	CO	NIA	OptumCare Colorado, LLC	Ownership	100.000	UnitedHealth Group Incorporated	NO	
		.0000	47-2218380				OptumCare Colorado Springs, LLC	CO	NIA	OptumCare Holdings Colorado, LLC	Ownership	100.000	UnitedHealth Group Incorporated	NO	
		.0000	47-2196783				OptumCare Colorado, LLC	CO	NIA	OptumCare Management, LLC	Ownership	100.000	UnitedHealth Group Incorporated	NO	
		.0000	26-1508741				OptumCare Endoscopy Center New Mexico, LLC	NM	NIA	OptumCare New Mexico, LLC	Ownership	100.000	UnitedHealth Group Incorporated	NO	
		.0000	82-2227280				OptumCare Florida CI, LLC	DE	NIA	OptumCare Florida, LLC	Ownership	100.000	UnitedHealth Group Incorporated	NO	
		.0000	87-0408859				OptumCare Florida, LLC	DE	NIA	OptumCare Holdings, LLC	Ownership	100.000	UnitedHealth Group Incorporated	NO	
		.0000	30-0990665				OptumCare Holdings Colorado, LLC	CO	NIA	OptumCare Colorado, LLC	Ownership	85.000	UnitedHealth Group Incorporated	NO	
		.0000	56-2592163				OptumCare Holdings, LLC	CA	NIA	Collaborative Care Holdings, LLC	Ownership	100.000	UnitedHealth Group Incorporated	NO	
		.0000	95-4509662				OptumCare Management, LLC	CA	NIA	OptumCare Holdings, LLC	Ownership	100.000	UnitedHealth Group Incorporated	NO	
		.0000	20-4043287				OptumCare New Mexico, LLC	DE	NIA	OptumCare Management, LLC	Ownership	100.000	UnitedHealth Group Incorporated	NO	
		.0000	13-4138668				OptumCare New York IPA, Inc.	NY	NIA	Inspiris, Inc.	Ownership	100.000	UnitedHealth Group Incorporated	NO	
		.0000	93-1306308				OptumCare Portland, LLC	OR	NIA	Optum Oregon MSO, LLC	Ownership	100.000	UnitedHealth Group Incorporated	NO	
		.0000	45-3462809				OptumCare South Florida, LLC	FL	NIA	OptumCare Management, LLC	Ownership	100.000	UnitedHealth Group Incorporated	NO	
		.0000	84-3504842				OptumCare Specialty Practices, LLC	DE	NIA	SC Affiliates, LLC	Ownership	100.000	UnitedHealth Group Incorporated	NO	
		.0000	41-1591944				OptumHealth Care Solutions, LLC	DE	NIA	OptumInsight, Inc.	Ownership	100.000	UnitedHealth Group Incorporated	NO	
		.0000	47-1192395				OptumHealth Holdings, LLC	DE	NIA	Optum, Inc.	Ownership	100.000	UnitedHealth Group Incorporated	NO	
		.0000	98-1106868				OptumHealth International B.V.	MD	NIA	Catamaran S.á.r.l.	Ownership	100.000	UnitedHealth Group Incorporated	NO	
		.0000					OptumInsight Holdings, LLC	DE	NIA	Optum, Inc.	Ownership	100.000	UnitedHealth Group Incorporated	NO	
		.0000	98-1401978				OptumInsight India Private Limited	IND	NIA	The Advisory Board Company	Ownership	0.935	UnitedHealth Group Incorporated	NO	
		.0000	98-1401978				OptumInsight India Private Limited	IND	NIA	ABC International Holdings, LLC	Ownership	99.065	UnitedHealth Group Incorporated	NO	
		.0000	04-3383745				OptumInsight Life Sciences, Inc.	DE	NIA	OptumInsight, Inc.	Ownership	100.000	UnitedHealth Group Incorporated	NO	
		.0000	41-1858498				OptumInsight, Inc.	DE	NIA	OptumInsight Holdings, LLC	Ownership	100.000	UnitedHealth Group Incorporated	NO	
		.0000	75-2578509				OptumRx Administrative Services, LLC	TX	NIA	OptumRx Holdings I, LLC	Ownership	100.000	UnitedHealth Group Incorporated	NO	
		.0000	31-1728846				OptumRx Discount Card Services, LLC	DE	NIA	OptumRx PBM of Illinois, Inc.	Ownership	100.000	UnitedHealth Group Incorporated	NO	
		.0000	47-4734235				OptumRx Group Holdings, Inc.	DE	NIA	Optum, Inc.	Ownership	100.000	UnitedHealth Group Incorporated	NO	
		.0000	46-0666840				OptumRx Health Solutions, LLC	DE	NIA	OptumRx Administrative Services, LLC	Ownership	100.000	UnitedHealth Group Incorporated	NO	
		.0000	80-0870454				OptumRx Holdings I, LLC	DE	NIA	OptumRx Group Holdings, Inc.	Ownership	100.000	UnitedHealth Group Incorporated	NO	
		.0000					OptumRx Holdings, LLC	DE	NIA	Optum, Inc.	Ownership	100.000	UnitedHealth Group Incorporated	NO	
		.0000	34-1472211				OptumRx Home Delivery of Ohio, LLC	OH	NIA	OptumRx Health Solutions, LLC	Ownership	100.000	UnitedHealth Group Incorporated	NO	
		.0000	20-0218027				OptumRx IPA III, Inc.	NY	NIA	OptumRx PBM of Maryland, LLC	Ownership	100.000	UnitedHealth Group Incorporated	NO	

ANNUAL STATEMENT FOR THE YEAR 2021 OF THE UnitedHealthcare Plan of the River Valley, Inc.

SCHEDULE Y
PART 1A - DETAIL OF INSURANCE HOLDING COMPANY SYSTEM

1	2	3	4	5	6	7	8	9	10	11	12	13	14	15	16
Group Code	Group Name	NAIC Company Code	ID Number	Federal RSSD	CIK	Name of Securities Exchange if Publicly Traded (U.S. or International)	Names of Parent, Subsidiaries Or Affiliates	Domiciliary Location	Relationship to Reporting Entity	Directly Controlled by (Name of Entity/Person)	Type of Control (Ownership, Board, Management, Attorney-in-Fact, Influence, Other)	If Control is Ownership Provide Percentage	Ultimate Controlling Entity(ies)/Person(s)	Is an SCA Filing Required? (Yes/No)	*
		.00000	20-0151096				OptumRx NY IPA, Inc.	NY	NIA	OptumRx, Inc.	Ownership	100.000	UnitedHealth Group Incorporated	NO	
		.00000	27-3419292				OptumRx of Pennsylvania, LLC	DE	NIA	OptumRx Health Solutions, LLC	Ownership	100.000	UnitedHealth Group Incorporated	NO	
		.00000	11-2581812				OptumRx PBM of Illinois, Inc.	DE	NIA	OptumRx Administrative Services, LLC	Ownership	100.000	UnitedHealth Group Incorporated	NO	
		.00000	88-0361447				OptumRx PBM of Maryland, LLC	NV	NIA	OptumRx Health Solutions, LLC	Ownership	100.000	UnitedHealth Group Incorporated	NO	
		.00000	03-0592263				OptumRx PBM of Pennsylvania, LLC	PA	NIA	OptumRx of Pennsylvania, LLC	Ownership	100.000	UnitedHealth Group Incorporated	NO	
		.00000	38-3693753				OptumRx PBM of Wisconsin, LLC	WI	NIA	OptumRx PBM of Illinois, Inc.	Ownership	100.000	UnitedHealth Group Incorporated	NO	
		.00000	16-1767416				OptumRx PD of Pennsylvania, LLC	PA	NIA	OptumRx of Pennsylvania, LLC	Ownership	100.000	UnitedHealth Group Incorporated	NO	
		.00000	88-0373347				OptumRx Pharmacy of Nevada, Inc.	NV	NIA	OptumRx Health Solutions, LLC	Ownership	100.000	UnitedHealth Group Incorporated	NO	
		.00000	47-3146510				OptumRx Pharmacy, Inc.	DE	NIA	OptumRx, Inc.	Ownership	100.000	UnitedHealth Group Incorporated	NO	
		.00000	33-0441200				OptumRx, Inc.	CA	NIA	OptumRx Holdings, LLC	Ownership	100.000	UnitedHealth Group Incorporated	NO	
		.00000	39-1974851				OptumServe Health Services, Inc.	WI	NIA	OptumHealth Holdings, LLC	Ownership	100.000	UnitedHealth Group Incorporated	NO	
		.00000	52-2016292				OptumServe Technology Services, Inc.	MD	NIA	OptumInsight, Inc.	Ownership	100.000	UnitedHealth Group Incorporated	NO	
		.00000	27-3674492				Oregon Healthcare Resources, LLC	OR	NIA	OHR Physician Group, P.C.	Ownership	100.000	UnitedHealth Group Incorporated	NO	1
		.00000	22-3883387				Oregon Outpatient Surgery Center, LLC	OR	NIA	Providence & SCA Off-Campus Holdings, LLC	Ownership	51.180	UnitedHealth Group Incorporated	NO	2
		.00000	59-3125869				Orlando Center for Outpatient Surgery, L.P.	GA	NIA	Surgical Health, LLC	Ownership	7.864	UnitedHealth Group Incorporated	NO	
		.00000	59-3125869				Orlando Center for Outpatient Surgery, L.P.	GA	NIA	Surgical Health Of Orlando, LLC	Ownership	51.000	UnitedHealth Group Incorporated	NO	
		.00000	46-2742615				Orthology Inc.	DE	NIA	ProHEALTH Medical Management, LLC	Ownership	100.000	UnitedHealth Group Incorporated	NO	
		.00000	13-3960641				OrthoNet Holdings, Inc.	DE	NIA	OptumHealth Care Solutions, LLC	Ownership	100.000	UnitedHealth Group Incorporated	NO	
		.00000	13-3818652				OrthoNet LLC	NY	NIA	OrthoNet Holdings, Inc.	Ownership	100.000	UnitedHealth Group Incorporated	NO	
		.00000	13-4025898				OrthoNet New York IPA, Inc.	NY	NIA	OrthoNet Holdings, Inc.	Ownership	100.000	UnitedHealth Group Incorporated	NO	
		.00000	26-2884306				OrthoNet of the South, Inc.	DE	NIA	OrthoNet Holdings, Inc.	Ownership	100.000	UnitedHealth Group Incorporated	NO	
		.00000	20-0221966				OrthoNet West, Inc.	DE	NIA	OrthoNet Holdings, Inc.	Ownership	100.000	UnitedHealth Group Incorporated	NO	
		.00000	81-2594417				Orthopedic Surgery Center of Palm Beach County, LLC	FL	NIA	SCA-Palm Beach, LLC	Ownership	26.500	UnitedHealth Group Incorporated	NO	2
		.00000	85-2357227				OrthoWest MSO, LLC	DE	NIA	OptumCare Specialty Practices, LLC	Ownership	50.000	UnitedHealth Group Incorporated	NO	
		.00000	98-1284698				OSB – Tecnologia e Serviços de Suporte Lda.	BRA	NIA	Amil Assistência Médica Internacional S.A.	Ownership	100.000	UnitedHealth Group Incorporated	NO	
		.00000	98-1284698				OSB – Tecnologia e Serviços de Suporte Lda.	BRA	NIA	Cemed Care – Empresa de Atendimento Clínico Geral Ltda.	Ownership	0.000	UnitedHealth Group Incorporated	NO	
		.00000	41-1921007				Ovations, Inc.	DE	NIA	United HealthCare Services, Inc.	Ownership	100.000	UnitedHealth Group Incorporated	NO	
		.00000	06-1587795				Oxford Benefit Management, Inc.	CT	NIA	Oxford Health Plans LLC	Ownership	100.000	UnitedHealth Group Incorporated	NO	
.0707	UnitedHealth Group Incorporated	.78026	22-2797560				Oxford Health Insurance, Inc.	NY	IA	UnitedHealthcare Insurance Company	Ownership	100.000	UnitedHealth Group Incorporated	NO	
.0707	UnitedHealth Group Incorporated	.96798	06-1181201				Oxford Health Plans (CT), Inc.	CT	IA	Oxford Health Plans LLC	Ownership	100.000	UnitedHealth Group Incorporated	NO	
.0707	UnitedHealth Group Incorporated	.95506	22-2745725				Oxford Health Plans (NJ), Inc.	NJ	IA	Oxford Health Plans LLC	Ownership	100.000	UnitedHealth Group Incorporated	NO	
.0707	UnitedHealth Group Incorporated	.95479	06-1181200				Oxford Health Plans (NY), Inc.	NY	IA	Oxford Health Plans LLC	Ownership	100.000	UnitedHealth Group Incorporated	NO	
		.00000	52-2443751				Oxford Health Plans LLC	DE	NIA	UnitedHealth Group Incorporated	Ownership	100.000	UnitedHealth Group Incorporated	NO	
		.00000	27-0008097				P2P Link, LLC	DE	NIA	SRPS, LLC	Ownership	100.000	UnitedHealth Group Incorporated	NO	
		.00000	33-0704734				Pacific Cardiovascular Associates Medical Group, Inc.	CA	NIA	Surgical Care Affiliates, LLC	Influence	0.000	UnitedHealth Group Incorporated	NO	
		.00000	75-2857077				Pacific Casualty Company, Inc.	HI	NIA	USHEALTH Group, Inc.	Ownership	100.000	UnitedHealth Group Incorporated	NO	
.0707	UnitedHealth Group Incorporated	.70785	35-1137395				PacificCare Life and Health Insurance Company	IN	IA	United HealthCare Services, Inc.	Ownership	100.000	UnitedHealth Group Incorporated	NO	
.0707	UnitedHealth Group Incorporated	.84506	95-2829463				PacificCare Life Assurance Company	CO	IA	United HealthCare Services, Inc.	Ownership	100.000	UnitedHealth Group Incorporated	NO	
.0707	UnitedHealth Group Incorporated	.95617	94-3267522				PacificCare of Arizona, Inc.	AZ	IA	United HealthCare Services, Inc.	Ownership	100.000	UnitedHealth Group Incorporated	NO	
.0707	UnitedHealth Group Incorporated	.95434	84-1011378				PacificCare of Colorado, Inc.	CO	IA	United HealthCare Services, Inc.	Ownership	100.000	UnitedHealth Group Incorporated	NO	
		.00000	98-1444613				Pacific S.A. Entidad Prestadora de Salud	PER	NIA	Empremédica S. A.	Ownership	50.000	UnitedHealth Group Incorporated	NO	
		.00000	48-1255983				Panama City Surgery Center, LLC	FL	NIA	SCA-Panama City Holdings, LLC	Ownership	54.497	UnitedHealth Group Incorporated	NO	
		.00000	45-1484375				Park Hill Surgery Center, LLC	TX	NIA	Surgical Care Affiliates, LLC	Influence	0.000	UnitedHealth Group Incorporated	NO	
		.00000	20-4127100				Parkway Surgery Center, LLC	DE	NIA	SCA-Hagerstown, LLC	Ownership	78.400	UnitedHealth Group Incorporated	NO	
		.00000					Patient Care Associates, L.L.C.	NJ	NIA	SCA Englewood Holdings, LLC	Ownership	60.404	UnitedHealth Group Incorporated	NO	
		.00000					Patrimonio Autónomo Nueva Clínica	COL	NIA	Clínica del Country S.A.S.	Ownership	65.180	UnitedHealth Group Incorporated	NO	
		.00000					Patrimonio Autónomo Nueva Clínica	COL	NIA	Promotora Country S.A.	Ownership	0.230	UnitedHealth Group Incorporated	NO	
		.00000					Patrimonio Autónomo Nueva Clínica	COL	NIA	Banmedica Internacional SpA	Ownership	9.670	UnitedHealth Group Incorporated	NO	
		.00000	62-1451147				Payment Resolution Services, LLC	TN	NIA	OptumInsight, Inc.	Ownership	100.000	UnitedHealth Group Incorporated	NO	

ANNUAL STATEMENT FOR THE YEAR 2021 OF THE UnitedHealthcare Plan of the River Valley, Inc.

SCHEDULE Y
PART 1A - DETAIL OF INSURANCE HOLDING COMPANY SYSTEM

1	2	3	4	5	6	7	8	9	10	11	12	13	14	15	16
Group Code	Group Name	NAIC Company Code	ID Number	Federal RSSD	CIK	Name of Securities Exchange if Publicly Traded (U.S. or International)	Names of Parent, Subsidiaries Or Affiliates	Domi-ciliary Location	Relation-ship to Reporting Entity	Directly Controlled by (Name of Entity/Person)	Type of Control (Ownership, Board, Management, Attorney-in-Fact, Influence, Other)	If Control is Ownership Provide Percentage	Ultimate Controlling Entity(ies)/Person(s)	Is an SCA Filing Re-quired? (Yes/No)	*
		.0000	75-3265056				PCCCV, Inc.	CA	NIA	PrimeCare Medical Network, Inc.	Ownership	100.000	UnitedHealth Group Incorporated	NO	
		.0000	47-2429625				Penzo Enterprises, LLC	DE	NIA	OptumRx Holdings, LLC	Ownership	100.000	UnitedHealth Group Incorporated	NO	
.0707	UnitedHealth Group Incorporated	.13607	20-5662149				Peoples Health, Inc.	LA	IA	New Orleans Regional Physician Hospital Organization, L.L.C.	Ownership	100.000	UnitedHealth Group Incorporated	NO	
		.00000	20-5608977				Perham Physical Therapy, LTD	MN	NIA	Orthology Inc.	Ownership	100.000	UnitedHealth Group Incorporated	NO	
							Perimeter Center for Outpatient Surgery, L.P.								
		.00000	58-1978405					GA	NIA	SHC Atlanta, LLC	Ownership	38.757	UnitedHealth Group Incorporated	NO	2
		.00000	47-0764793				Pharmaceutical Technologies, LLC	NE	NIA	Diplomat Pharmacy, Inc.	Ownership	100.000	UnitedHealth Group Incorporated	NO	
		.00000	35-2288416				PHC Subsidiary Holdings, LLC	TX	NIA	United HealthCare Services, Inc.	Ownership	100.000	UnitedHealth Group Incorporated	NO	
		.00000	81-2902954				Physician Alliance of the Rockies, LLC	CO	NIA	New West Physicians, Inc.	Ownership	100.000	UnitedHealth Group Incorporated	NO	
		.00000	30-0516435				Physician Partners Medical Group, Inc.	CA	NIA	Physician(s) Owned	Influence	0.000	UnitedHealth Group Incorporated	NO	1
		.00000	91-1822767				Physicians Care Network, L.L.C.	WA	NIA	Physician(s) Owned	Influence	0.000	UnitedHealth Group Incorporated	NO	1
.0707	UnitedHealth Group Incorporated	.00000	59-3438026				Physicians Day Surgery Center, LLC	FL	NIA	SCA-Naples, LLC	Ownership	51.000	UnitedHealth Group Incorporated	NO	
		.11494	04-3677255				Physicians Health Choice of Texas, LLC	TX	IA	PHC Subsidiary Holdings, LLC	Ownership	100.000	UnitedHealth Group Incorporated	NO	
		.00000	52-1162824				Physicians Health Plan of Maryland, Inc.	MD	NIA	United HealthCare Services, Inc.	Ownership	100.000	UnitedHealth Group Incorporated	NO	
		.00000	20-5170962				Physicians' Surgery Center of Downey, LLC	CA	NIA	SCA-AppleCare Partners, LLC	Ownership	59.998	UnitedHealth Group Incorporated	NO	
		.00000	84-1498816				Pinnacle III, LLC	CO	NIA	SCA Pinnacle Holdings, LLC	Ownership	100.000	UnitedHealth Group Incorporated	NO	
		.00000	98-1388873				Piano de Saúde Ana Costa Ltda.	BRA	NIA	Santos Administração e Participações S.A. Anil Assistência Médica Internacional S.A.	Ownership	25.140	UnitedHealth Group Incorporated	NO	
		.00000	98-1388873				Piano de Saúde Ana Costa Ltda.	BRA	NIA		Ownership	74.860	UnitedHealth Group Incorporated	NO	
		.00000	66-0742844				Plus One Health Management Puerto Rico, Inc.	PRI	NIA	Plus One Holdings, Inc.	Ownership	100.000	UnitedHealth Group Incorporated	NO	
		.00000	13-3613705				Plus One Holdings, Inc.	DE	NIA	OptumHealth Care Solutions, LLC	Ownership	100.000	UnitedHealth Group Incorporated	NO	
		.00000	80-0670247				PMI Acquisition, LLC	DE	NIA	Progressive Enterprises Holdings, Inc.	Ownership	100.000	UnitedHealth Group Incorporated	NO	
		.00000	26-3148744				PMSI Holdings, LLC	DE	NIA	Progressive Enterprises Holdings, Inc.	Ownership	100.000	UnitedHealth Group Incorporated	NO	
		.00000	59-3166848				PMSI Settlement Solutions, LLC	FL	NIA	PMSI Holdings, LLC	Ownership	100.000	UnitedHealth Group Incorporated	NO	
		.00000	56-2422696				PMSI, LLC	FL	NIA	PMSI Holdings, LLC	Ownership	100.000	UnitedHealth Group Incorporated	NO	
		.00000	47-5563848				Polo Holcdo, LLC	DE	NIA	Collaborative Care Holdings, LLC	Ownership	80.100	UnitedHealth Group Incorporated	NO	
		.00000	83-3042027				Polyclinic Holdings, P.C.	WA	NIA	Physician(s) Owned	Influence	0.000	UnitedHealth Group Incorporated	NO	1
		.00000	46-0508606				Polyclinic Management Services Company, LLC	WA	NIA	The Polyclinic, PLLC	Ownership	100.000	UnitedHealth Group Incorporated	NO	1
		.00000	46-5415205				POMCO Network, Inc.	NY	NIA	POMCO, Inc.	Ownership	100.000	UnitedHealth Group Incorporated	NO	
		.00000	15-0581348				POMCO, Inc.	NY	NIA	UMR, Inc.	Ownership	100.000	UnitedHealth Group Incorporated	NO	
		.00000	33-0261822				Pomerado Outpatient Surgical Center, Inc.	CA	NIA	ASC Network, LLC	Ownership	100.000	UnitedHealth Group Incorporated	NO	
		.00000	33-0752699				Pomerado Outpatient Surgical Center, L.P.	CA	NIA	Pomerado Outpatient Surgical Center, Inc.	Ownership	66.500	UnitedHealth Group Incorporated	NO	
		.00000	30-0844501				Post-Acute Care Center for Research, LLC	DE	NIA	naviHealth, Inc.	Ownership	100.000	UnitedHealth Group Incorporated	NO	
		.00000	27-1454121				PPH Holdings, LLC	DE	NIA	Practice Partners in Healthcare, LLC	Ownership	100.000	UnitedHealth Group Incorporated	NO	
		.00000	24-1453981				PPH Management Company, L.L.C.	DE	NIA	Practice Partners in Healthcare, LLC	Ownership	100.000	UnitedHealth Group Incorporated	NO	
		.00000	26-4490039				PPH-Columbia, Inc.	DE	NIA	Practice Partners in Healthcare, LLC	Ownership	100.000	UnitedHealth Group Incorporated	NO	
		.00000	26-4489980				PPH-Gardendale, Inc.	DE	NIA	Practice Partners in Healthcare, LLC	Ownership	100.000	UnitedHealth Group Incorporated	NO	
.0707	UnitedHealth Group Incorporated	.12756	20-3391186				Practice Partners in Healthcare, LLC	DE	NIA	SCA-Practice Partners Holdings, LLC	Ownership	100.000	UnitedHealth Group Incorporated	NO	
.0707	UnitedHealth Group Incorporated	.12155	01-0788576				Preferred Care Network of Florida, Inc.	FL	IA	United HealthCare Services, Inc.	Ownership	100.000	UnitedHealth Group Incorporated	NO	
		.00000	65-0683927				Preferred Care Network, Inc.	FL	IA	United HealthCare Services, Inc.	Ownership	100.000	UnitedHealth Group Incorporated	NO	
		.00000	26-1845018				Preferred Care Partners Holding, Corp.	FL	NIA	United HealthCare Services, Inc.	Ownership	100.000	UnitedHealth Group Incorporated	NO	
.0707	UnitedHealth Group Incorporated	.11176	65-0885893				Preferred Care Partners Medical Group, Inc.	FL	NIA	Preferred Care Partners Holding, Corp.	Ownership	100.000	UnitedHealth Group Incorporated	NO	
		.00000	41-1846481				Preferred Care Partners, Inc.	FL	IA	Preferred Care Partners Holding, Corp.	Ownership	100.000	UnitedHealth Group Incorporated	NO	
							PreferredOne Administrative Services, Inc.	MN	NIA	United HealthCare Services, Inc.	Ownership	100.000	UnitedHealth Group Incorporated	NO	
.0707	UnitedHealth Group Incorporated	.11817	81-0625135				PreferredOne Insurance Company	MN	IA	PreferredOne Administrative Services, Inc.	Ownership	100.000	UnitedHealth Group Incorporated	NO	
		.00000	75-3265059				Premier Choice ACO, Inc.	CA	NIA	PrimeCare Medical Network, Inc.	Ownership	100.000	UnitedHealth Group Incorporated	NO	
		.00000	72-1378216				Premier Surgery Center of Louisville, L.P.	TN	NIA	SCA Premier Surgery Center of Louisville, LLC	Ownership	51.000	UnitedHealth Group Incorporated	NO	
		.00000	20-1499748				Premiere Medical Resources, LLC	DE	NIA	Unity Health Network, LLC	Ownership	100.000	UnitedHealth Group Incorporated	NO	
		.00000	33-0527335				Primary Care Associated Medical Group, Inc.	CA	NIA	NAIM Medical Group Holdings, Inc.	Ownership	100.000	UnitedHealth Group Incorporated	NO	1
		.00000	30-0516440				Prime Community Care, Inc.	CA	NIA	Physician(s) Owned	Influence	0.000	UnitedHealth Group Incorporated	NO	1

ANNUAL STATEMENT FOR THE YEAR 2021 OF THE UnitedHealthcare Plan of the River Valley, Inc.

SCHEDULE Y
PART 1A - DETAIL OF INSURANCE HOLDING COMPANY SYSTEM

1	2	3	4	5	6	7	8	9	10	11	12	13	14	15	16
Group Code	Group Name	NAIC Company Code	ID Number	Federal RSSD	CIK	Name of Securities Exchange if Publicly Traded (U.S. or International)	Names of Parent, Subsidiaries Or Affiliates	Domi-ciliary Location	Relation-ship to Reporting Entity	Directly Controlled by (Name of Entity/Person)	Type of Control (Ownership, Board, Management, Attorney-in-Fact, Influence, Other)	If Control is Ownership Provide Percentage	Ultimate Controlling Entity(ies)/Person(s)	Is an SCA Filing Re-quired? (Yes/No)	*
		.0000	88-0253112				Prime Health, Inc.	NV	NIA	Sierra Health Services, Inc.	Ownership	100.000	UnitedHealth Group Incorporated	NO	
		.0000	33-0607478				PrimeCare Medical Network, Inc.	CA	NIA	NAMM Holdings, Inc.	Ownership	100.000	UnitedHealth Group Incorporated	NO	
		.0000	87-0757397				PrimeCare of Citrus Valley, Inc.	CA	NIA	PrimeCare Medical Network, Inc.	Ownership	80.000	UnitedHealth Group Incorporated	NO	
		.0000	33-0674407				PrimeCare of Corona, Inc.	CA	NIA	PrimeCare Medical Network, Inc.	Ownership	100.000	UnitedHealth Group Incorporated	NO	
		.0000	33-0674401				PrimeCare of Hemet Valley, Inc.	CA	NIA	PrimeCare Medical Network, Inc.	Ownership	100.000	UnitedHealth Group Incorporated	NO	
		.0000	33-0674408				PrimeCare of Inland Valley, Inc.	CA	NIA	PrimeCare Medical Network, Inc.	Ownership	100.000	UnitedHealth Group Incorporated	NO	
		.0000	33-0674402				PrimeCare of Moreno Valley, Inc.	CA	NIA	PrimeCare Medical Network, Inc.	Ownership	100.000	UnitedHealth Group Incorporated	NO	
		.0000	33-0674400				PrimeCare of Redlands, Inc.	CA	NIA	PrimeCare Medical Network, Inc.	Ownership	100.000	UnitedHealth Group Incorporated	NO	
		.0000	33-0674404				PrimeCare of Riverside, Inc.	CA	NIA	PrimeCare Medical Network, Inc.	Ownership	100.000	UnitedHealth Group Incorporated	NO	
		.0000	14-1915328				PrimeCare of San Bernardino, Inc.	CA	NIA	PrimeCare Medical Network, Inc.	Ownership	100.000	UnitedHealth Group Incorporated	NO	
		.0000	33-0698439				PrimeCare of Sun City, Inc.	CA	NIA	PrimeCare Medical Network, Inc.	Ownership	100.000	UnitedHealth Group Incorporated	NO	
		.0000	33-0674409				PrimeCare of Temecula, Inc.	CA	NIA	PrimeCare Medical Network, Inc.	Ownership	100.000	UnitedHealth Group Incorporated	NO	
		.0000	14-1873402				Procura Management, Inc.	DE	NIA	Healthcare Solutions, Inc.	Ownership	100.000	UnitedHealth Group Incorporated	NO	
		.0000	27-4371197				Progressive Enterprises Holdings, Inc.	DE	NIA	OptumRx, Inc.	Ownership	100.000	UnitedHealth Group Incorporated	NO	
		.0000	31-1192384				Progressive Medical, LLC	OH	NIA	PMI Acquisition, LLC	Ownership	100.000	UnitedHealth Group Incorporated	NO	
		.0000	45-4469117				ProHEALTH Accountable Care Medical Group, PLLC	NV	NIA	ProHEALTH Care Associates, L.L.P.	Ownership	100.000	UnitedHealth Group Incorporated	NO	1
		.0000	11-3447394				ProHEALTH Ambulatory Surgery Center, Inc.	NY	NIA	Physician(s) Owned	Influence	0.000	UnitedHealth Group Incorporated	NO	1
		.0000	47-5656253				ProHEALTH Care Associates of New Jersey LLP	NJ	NIA	Physician(s) Owned	Influence	0.000	UnitedHealth Group Incorporated	NO	1
		.0000	11-3355604				ProHEALTH Care Associates, L.L.P.	NY	NIA	ProHEALTH Medical NY, P.C.	Ownership	51.000	UnitedHealth Group Incorporated	NO	1
		.0000	47-1049961				ProHEALTH Medical Management, LLC	DE	NIA	Collaborative Care Holdings, LLC	Ownership	100.000	UnitedHealth Group Incorporated	NO	
		.0000	47-1388406				ProHEALTH Medical NY, P.C.	NY	NIA	Physician(s) Owned	Influence	0.000	UnitedHealth Group Incorporated	NO	1
		.0000	45-5470737				ProHealth Physicians ACO, LLC	CT	NIA	ProHealth Physicians, Inc.	Ownership	100.000	UnitedHealth Group Incorporated	NO	
		.0000	06-1446075				ProHealth Physicians, Inc.	CT	NIA	Polo Holco, LLC	Ownership	100.000	UnitedHealth Group Incorporated	NO	
		.0000	06-1469068				ProHealth Physicians, P.C.	CT	NIA	Physician(s) Owned	Influence	0.000	UnitedHealth Group Incorporated	NO	1
		.0000	32-0455430				ProHealth Proton Center Management, LLC	DE	NIA	ProHEALTH Medical Management, LLC	Ownership	100.000	UnitedHealth Group Incorporated	NO	
		.0000	47-5661535				ProHEALTH Urgent Care Medicine of New Jersey LLP	NJ	NIA	Physician(s) Owned	Influence	0.000	UnitedHealth Group Incorporated	NO	1
		.0000	46-1883579				ProHEALTH Urgent Care Medicine, PLLC	NY	NIA	ProHEALTH Care Associates, L.L.P.	Ownership	100.000	UnitedHealth Group Incorporated	NO	1
		.0000					ProHealth/CareMount Dental Management, LLC	NY	NIA	CareMount Dental Member, LLC	Ownership	46.000	UnitedHealth Group Incorporated	NO	2
		.0000					Promotora Country S.A.	COL	NIA	Banmedica S.A.	Ownership	50.000	UnitedHealth Group Incorporated	NO	
		.0000	22-3493126				Pronounced Health Solutions, Inc.	DE	NIA	My Wellness Solutions, LLC	Ownership	100.000	UnitedHealth Group Incorporated	NO	
		.0000	98-1444638				Prosemedic S.A.C.	PER	NIA	Pacifico S.A. Entidad Prestadora de Salud	Ownership	80.000	UnitedHealth Group Incorporated	NO	
		.0000	85-0775386				Prospero Health Partners Florida, Inc.	FL	NIA	Physician(s) Owned	Influence	0.000	UnitedHealth Group Incorporated	NO	1
		.0000	82-2400620				Prospero Health Partners New York, P.C.	NY	NIA	Physician(s) Owned	Influence	0.000	UnitedHealth Group Incorporated	NO	1
		.0000	84-4569314				Prospero Health Partners North Carolina, P.C.	NC	NIA	Physician(s) Owned	Influence	0.000	UnitedHealth Group Incorporated	NO	1
		.0000	84-3234753				Prospero Health Partners, P.C.	MN	NIA	Physician(s) Owned	Influence	0.000	UnitedHealth Group Incorporated	NO	1
		.0000	83-4217561				Prospero Management Services, LLC	DE	NIA	Optum Growth Partners, LLC	Ownership	100.000	UnitedHealth Group Incorporated	NO	
		.0000	84-3844362				Prospero Medical Services New Jersey, P.C.	NJ	NIA	Physician(s) Owned	Influence	0.000	UnitedHealth Group Incorporated	NO	1
		.0000	87-2406404				Prospero Medical Services, P.A.	FL	NIA	Physician(s) Owned	Influence	0.000	UnitedHealth Group Incorporated	NO	1
		.0000	82-3765555				Providence & SCA Off-Campus Holdings, LLC	DE	NIA	SCA-Portland, LLC	Ownership	40.000	UnitedHealth Group Incorporated	NO	2
		.0000	90-0876656				PS Center, LLC	CA	NIA	Beach Surgical Holdings II, LLC	Ownership	100.000	UnitedHealth Group Incorporated	NO	2
		.0000	85-0921665				Psychiatry Services of New York, P.C.	NY	NIA	Physician(s) Owned	Influence	0.000	UnitedHealth Group Incorporated	NO	1
		.0000	81-4500429				Pulse Platform, LLC	DE	NIA	Rally Health, Inc.	Ownership	100.000	UnitedHealth Group Incorporated	NO	
		.0000	46-3901920				Qol Acquisition Holdings Corp.	DE	NIA	Genoa Healthcare, Inc.	Ownership	100.000	UnitedHealth Group Incorporated	NO	
		.0000	82-1804707				R Cubed, Inc.	TN	NIA	naviHealth SM Holdings, Inc.	Ownership	100.000	UnitedHealth Group Incorporated	NO	
		.0000	35-2493256				Rally Health, Inc.	DE	NIA	Optum Digital Health Holdings, LLC	Ownership	100.000	UnitedHealth Group Incorporated	NO	
		.0000	80-0947972				Real Appeal, Inc.	DE	NIA	Rally Health, Inc.	Ownership	100.000	UnitedHealth Group Incorporated	NO	
		.0000	94-3115625				Redlands Ambulatory Surgery Center	CA	NIA	Redlands-SCA Surgery Centers, Inc.	Ownership	54.000	UnitedHealth Group Incorporated	NO	
		.0000	56-2627067				Redlands Family Practice Medical Group, Inc.	CA	NIA	Physician(s) Owned	Influence	0.000	UnitedHealth Group Incorporated	NO	1
		.0000	94-3115627				Redlands-SCA Surgery Centers, Inc.	CA	NIA	SC Affiliates, LLC	Ownership	100.000	UnitedHealth Group Incorporated	NO	

ANNUAL STATEMENT FOR THE YEAR 2021 OF THE UnitedHealthcare Plan of the River Valley, Inc.

SCHEDULE Y
PART 1A - DETAIL OF INSURANCE HOLDING COMPANY SYSTEM

1	2	3	4	5	6	7	8	9	10	11	12	13	14	15	16
Group Code	Group Name	NAIC Company Code	ID Number	Federal RSSD	CIK	Name of Securities Exchange if Publicly Traded (U.S. or International)	Names of Parent, Subsidiaries Or Affiliates	Domiciliary Location	Relationship to Reporting Entity	Directly Controlled by (Name of Entity/Person)	Type of Control (Ownership, Board, Management, Attorney-in-Fact, Influence, Other)	If Control is Ownership Provide Percentage	Ultimate Controlling Entity(ies)/Person(s)	Is an SCA Filing Required? (Yes/No)	*
		.00000	20-5251393				Reliant Medical Group The Endoscopy Center, LLC	MA	NIA	Reliant Medical Group, Inc.	Ownership	100.000	UnitedHealth Group Incorporated	NO	1
		.00000	04-2472266				Reliant Medical Group, Inc.	MA	NIA	Physician(s) Owned	Influence	0.000	UnitedHealth Group Incorporated	NO	1
		.00000	82-3745100				Reliant MSO, LLC	DE	NIA	Collaborative Care Holdings, LLC	Ownership	100.000	UnitedHealth Group Incorporated	NO	
		.00000	46-0558032				Research Surgical Center LLC	CO	NIA	PPH Holdings, LLC	Ownership	51.000	UnitedHealth Group Incorporated	NO	
		.00000	45-2515438				RightCare Solutions, Inc.	DE	NIA	Curaspan Health Group, Inc.	Ownership	100.000	UnitedHealth Group Incorporated	NO	
		.00000	46-0758315				River Valley ASC, LLC	CT	NIA	SCA-River Valley, LLC	Ownership	58.610	UnitedHealth Group Incorporated	NO	2
		.00000	33-0055097				Riverside Community Healthplan Medical Group, Inc.	CA	NIA	NAMM Medical Group Holdings, Inc.	Ownership	100.000	UnitedHealth Group Incorporated	NO	1
		.00000					Riverside Corporate Wellness, LLC	WI	NIA	United HealthCare Services, Inc.	Ownership	50.000	UnitedHealth Group Incorporated	NO	
		.00000	20-3420379				Riverside Electronic Healthcare Resources, Inc.	CA	NIA	Riverside Community Healthplan Medical Group, Inc.	Ownership	100.000	UnitedHealth Group Incorporated	NO	1
		.00000	32-0500242				Riverside Medical Management, LLC	DE	NIA	ProHEALTH Medical Management, LLC	Ownership	100.000	UnitedHealth Group Incorporated	NO	
		.00000	22-3624559				Riverside Pediatric Group, P.C.	NJ	NIA	Physician(s) Owned	Influence	0.000	UnitedHealth Group Incorporated	NO	1
		.00000	83-2735771				Riverside Surgical Center of Meadowlands, LLC	NJ	NIA	SCA-Riverside Partners, LLC	Ownership	72.000	UnitedHealth Group Incorporated	NO	
		.00000	83-2722082				Riverside Surgical Center of Newark, LLC	NJ	NIA	SCA-Riverside Partners, LLC	Ownership	99.000	UnitedHealth Group Incorporated	NO	
		.00000	83-2722082				Riverside Surgical Center of Newark, LLC	NJ	NIA	Endoscopy Center Affiliates, Inc.	Influence	1.000	UnitedHealth Group Incorporated	NO	
		.00000	86-0857176				Robert B. McBeath, M.D. II, P.C.	NV	NIA	Physician(s) Owned	Influence	0.000	UnitedHealth Group Incorporated	NO	1
		.00000	46-2662506				Robert B. McBeath, M.D. III, P.C.	NV	NIA	Robert B. McBeath, M.D. II, P.C.	Ownership	100.000	UnitedHealth Group Incorporated	NO	1
		.00000	88-0310956				Robert B. McBeath, M.D., Professional Corporation	NV	NIA	Physician(s) Owned	Influence	0.000	UnitedHealth Group Incorporated	NO	1
		.00000	04-3713185				Rockville Eye Surgery Center, LLC	MD	NIA	SCA Palisades Holdings, LLC	Ownership	55.000	UnitedHealth Group Incorporated	NO	
.0707	UnitedHealth Group Incorporated	95482	84-0614905				Rocky Mountain Health Maintenance Organization, Incorporated	CO	IA	United HealthCare Services, Inc.	Ownership	100.000	UnitedHealth Group Incorporated	NO	
		.00000					Rush Oak Brook Surgery Center, LLC	IL	NIA	SCA Rush Oak Brook Holdings, LLC	Ownership	10.000	UnitedHealth Group Incorporated	NO	2
		.00000	83-0521940				Sacred Heart ASC, LLC	FL	NIA	SVHS-SCA Florida JV, LLC	Ownership	61.125	UnitedHealth Group Incorporated	NO	
		.00000					Saden S.A.	CHL	NIA	Clinica Dávila y Servicios Médicos S.p.A.	Ownership	0.077	UnitedHealth Group Incorporated	NO	
		.00000	85-2734753				Saden S.A.	CHL	NIA	Banmedica S.A.	Ownership	99.923	UnitedHealth Group Incorporated	NO	
		.00000	74-2462470				Salem JV Holdings, LLC	OR	NIA	Surgicare of Salem, LLC	Ownership	51.000	UnitedHealth Group Incorporated	NO	
		.00000	45-2219585				Salem Surgery Center, LLC	OR	NIA	Salem JV Holdings, LLC	Ownership	51.000	UnitedHealth Group Incorporated	NO	
		.00000					Salveo Specialty Pharmacy, Inc.	DE	NIA	OptumRx Administrative Services, LLC	Ownership	100.000	UnitedHealth Group Incorporated	NO	
		.00000					San Bernardino Medical Group, Inc.	CA	NIA	NAMM Medical Group Holdings, Inc.	Ownership	100.000	UnitedHealth Group Incorporated	NO	1
		.00000	77-0322251				San Diego Endoscopy Center	CA	NIA	Endoscopy Center Affiliates, Inc.	Ownership	35.000	UnitedHealth Group Incorporated	NO	2
		.00000	27-3787593				Sand Lake SurgiCenter, LLC	FL	NIA	SCA-Sand Lake, LLC	Ownership	51.455	UnitedHealth Group Incorporated	NO	
		.00000	27-3787593				Sand Lake SurgiCenter, LLC	FL	NIA	SC Affiliates, LLC	Ownership	1.099	UnitedHealth Group Incorporated	NO	
		.00000	91-2127820				Santa Cruz Endoscopy Center, LLC	CA	NIA	SCA Pacific Holdings, Inc.	Ownership	50.000	UnitedHealth Group Incorporated	NO	
		.00000					Santa Helena Assistência Médica S.A.	BRA	NIA	Elual Participações S.A.	Ownership	22.176	UnitedHealth Group Incorporated	NO	
		.00000					Santa Helena Assistência Médica S.A.	BRA	NIA	Amil Assistência Médica Internacional S.A.	Ownership	77.824	UnitedHealth Group Incorporated	NO	
		.00000					Santa Helena Assistência Médica S.A.	BRA	NIA	Amil Assistência Médica Internacional S.A.	Ownership	100.000	UnitedHealth Group Incorporated	NO	
		.00000	85-1941832				Santos Administração e Participações S.A.	BRA	NIA		Ownership	100.000	UnitedHealth Group Incorporated	NO	
		.00000					Sanvello Behavioral Health Services of Michigan, P.C.	DE	NIA	Physician(s) Owned	Influence	0.000	UnitedHealth Group Incorporated	NO	1
		.00000	85-0666386				Sanvello Behavioral Health Services of New Jersey, P.C.	NJ	NIA	Physician(s) Owned	Influence	0.000	UnitedHealth Group Incorporated	NO	1
		.00000	85-1959641				Sanvello Behavioral Health Services of North Carolina, P.C.	NC	NIA	Physician(s) Owned	Influence	0.000	UnitedHealth Group Incorporated	NO	1
		.00000	84-3152209				Sanvello Behavioral Health Services of Texas, P.A.	TX	NIA	Physician(s) Owned	Influence	0.000	UnitedHealth Group Incorporated	NO	1
		.00000	84-1754732				Sanvello Behavioral Health Services, P.A.	DE	NIA	Physician(s) Owned	Influence	0.000	UnitedHealth Group Incorporated	NO	1
		.00000	83-3057919				Sanvello Health Holdings, LLC	DE	NIA	OptumHealth Holdings, LLC	Ownership	100.000	UnitedHealth Group Incorporated	NO	
		.00000	47-1920345				Sanvello Health Inc.	DE	NIA	OptumHealth Holdings, LLC	Ownership	14.750	UnitedHealth Group Incorporated	NO	
		.00000					Sanvello Health Limited	GBR	NIA	Sanvello Health Inc.	Ownership	100.000	UnitedHealth Group Incorporated	NO	

ANNUAL STATEMENT FOR THE YEAR 2021 OF THE UnitedHealthcare Plan of the River Valley, Inc.

SCHEDULE Y
PART 1A - DETAIL OF INSURANCE HOLDING COMPANY SYSTEM

1	2	3	4	5	6	7	8	9	10	11	12	13	14	15	16
Group Code	Group Name	NAIC Company Code	ID Number	Federal RSSD	CIK	Name of Securities Exchange if Publicly Traded (U.S. or International)	Names of Parent, Subsidiaries Or Affiliates	Domiciliary Location	Relationship to Reporting Entity	Directly Controlled by (Name of Entity/Person)	Type of Control (Ownership, Board, Management, Attorney-in-Fact, Influence, Other)	If Control is Ownership Provide Percentage	Ultimate Controlling Entity(ies)/Person(s)	Is an SCA Filing Required? (Yes/No)	*
		.00000	62-1149229				SC Affiliates, LLC	DE	NIA	Surgical Care Affiliates, LLC	Ownership	100.000	UnitedHealth Group Incorporated	NO	
		.00000	86-1452226				SCA AHN JV Holdings, LLC	DE	NIA	SCA ESSC Holdings, LLC	Ownership	51.000	UnitedHealth Group Incorporated	NO	
		.00000	92-0080881				SCA Alaska Surgery Center, Inc.	AK	NIA	SC Affiliates, LLC	Ownership	100.000	UnitedHealth Group Incorporated	NO	
		.00000	47-5537316				SCA Athens, LLC	DE	NIA	SC Affiliates, LLC	Ownership	100.000	UnitedHealth Group Incorporated	NO	
		.00000	47-5014406				SCA Austin Holdings, LLC	DE	NIA	SC Affiliates, LLC	Ownership	100.000	UnitedHealth Group Incorporated	NO	
		.00000	47-5051685				SCA Austin Medical Center Holdings, LLC	DE	NIA	SCA Austin Holdings, LLC	Ownership	100.000	UnitedHealth Group Incorporated	NO	
		.00000	87-2651443				SCA Aventura Holdings, LLC	DE	NIA	SC Affiliates, LLC	Ownership	100.000	UnitedHealth Group Incorporated	NO	
		.00000	85-2723465				SCA Bloomfield Holdings, LLC	DE	NIA	SC Affiliates, LLC	Ownership	100.000	UnitedHealth Group Incorporated	NO	
		.00000	45-4230864				SCA BOSC Holdings, LLC	DE	NIA	SC Affiliates, LLC	Ownership	25.000	UnitedHealth Group Incorporated	NO	
		.00000	45-4230864				SCA BOSC Holdings, LLC	DE	NIA	Surgery Center Holding, LLC	Ownership	25.000	UnitedHealth Group Incorporated	NO	
		.00000	45-4230864				SCA BOSC Holdings, LLC	DE	NIA	SunSurgery, LLC	Ownership	25.000	UnitedHealth Group Incorporated	NO	
		.00000	45-4230864				SCA BOSC Holdings, LLC	DE	NIA	National Surgery Centers, LLC	Ownership	25.000	UnitedHealth Group Incorporated	NO	
		.00000	47-5030792				SCA Cedar Park Holdings, LLC	DE	NIA	SCA Austin Holdings, LLC	Ownership	100.000	UnitedHealth Group Incorporated	NO	
		.00000	84-4338108				SCA Clifton, LLC	DE	NIA	SC Affiliates, LLC	Ownership	100.000	UnitedHealth Group Incorporated	NO	
		.00000	87-2738960				SCA Colorado Springs Holdings, LLC	DE	NIA	SC Affiliates, LLC	Ownership	100.000	UnitedHealth Group Incorporated	NO	
		.00000	85-4043847				SCA Cottonwood Holdings, LLC	DE	NIA	SC Affiliates, LLC	Ownership	100.000	UnitedHealth Group Incorporated	NO	
		.00000	04-3170801				SCA Danbury Surgical Center, LLC	DE	NIA	SunSurgery, LLC	Ownership	63.013	UnitedHealth Group Incorporated	NO	
		.00000	85-2019401				SCA Denver Holdings, LLC	DE	NIA	SC Affiliates, LLC	Ownership	100.000	UnitedHealth Group Incorporated	NO	
		.00000	62-1535981				SCA Development, LLC	DE	NIA	SC Affiliates, LLC	Ownership	100.000	UnitedHealth Group Incorporated	NO	
		.00000	85-3450755				SCA Duluth Holdings, LLC	DE	NIA	SC Affiliates, LLC	Ownership	100.000	UnitedHealth Group Incorporated	NO	
		.00000	86-1889923				SCA Duncanville Holdings, LLC	DE	NIA	SC Affiliates, LLC	Ownership	100.000	UnitedHealth Group Incorporated	NO	
		.00000	86-1855507				SCA Duncanville MSO, LLC	TX	NIA	SCA Duncanville Holdings, LLC	Ownership	51.000	UnitedHealth Group Incorporated	NO	
		.00000					SCA eCode Solutions Private Limited	IND	NIA	eCode Solutions, LLC	Ownership	100.000	UnitedHealth Group Incorporated	NO	
		.00000	86-3781364				SCA Englewood Holdings, LLC	DE	NIA	SC Affiliates, LLC	Ownership	100.000	UnitedHealth Group Incorporated	NO	
		.00000	86-1452517				SCA ESSC Holdings, LLC	DE	NIA	SC Affiliates, LLC	Ownership	100.000	UnitedHealth Group Incorporated	NO	
		.00000	85-2064446				SCA Global One Holdings, LLC	DE	NIA	SC Affiliates, LLC	Ownership	100.000	UnitedHealth Group Incorporated	NO	
		.00000	85-3472510				SCA Greenway Holdings, LLC	DE	NIA	SC Affiliates, LLC	Ownership	49.000	UnitedHealth Group Incorporated	NO	2
		.00000	85-4003008				SCA Grove Creek Holdings, LLC	DE	NIA	SC Affiliates, LLC	Ownership	100.000	UnitedHealth Group Incorporated	NO	
		.00000	85-2734387				SCA Guilford Holdings, LLC	DE	NIA	SC Affiliates, LLC	Ownership	100.000	UnitedHealth Group Incorporated	NO	
		.00000	47-5064834				SCA Hays Holdings, LLC	DE	NIA	SCA Austin Holdings, LLC	Ownership	100.000	UnitedHealth Group Incorporated	NO	
		.00000	83-2735871				SCA Heartland Holdings, LLC	DE	NIA	SC Affiliates, LLC	Ownership	100.000	UnitedHealth Group Incorporated	NO	
		.00000	86-1735298				SCA High Point Holdings, LLC	DE	NIA	SC Affiliates, LLC	Ownership	100.000	UnitedHealth Group Incorporated	NO	
		.00000	36-4869243				SCA HoldCo, Inc.	DE	NIA	Collaborative Care Holdings, LLC	Ownership	100.000	UnitedHealth Group Incorporated	NO	
		.00000	27-1664837				SCA Holding Company, Inc.	DE	NIA	SCA Surgery Holdings, LLC	Ownership	100.000	UnitedHealth Group Incorporated	NO	
		.00000	47-1256943				SCA Holdings, Inc.	CA	NIA	National Surgery Centers, LLC	Ownership	100.000	UnitedHealth Group Incorporated	NO	
		.00000	45-4240475				SCA IEC Holdings, LLC	DE	NIA	SC Affiliates, LLC	Ownership	25.000	UnitedHealth Group Incorporated	NO	
		.00000	45-4240475				SCA IEC Holdings, LLC	DE	NIA	SunSurgery, LLC	Ownership	25.000	UnitedHealth Group Incorporated	NO	
		.00000	45-4240475				SCA IEC Holdings, LLC	DE	NIA	Surgery Center Holding, LLC	Ownership	25.000	UnitedHealth Group Incorporated	NO	
		.00000	45-4240475				SCA IEC Holdings, LLC	DE	NIA	National Surgery Centers, LLC	Ownership	25.000	UnitedHealth Group Incorporated	NO	
		.00000	45-2684108				SCA Indiana Holdings, LLC	DE	NIA	SunSurgery, LLC	Ownership	25.000	UnitedHealth Group Incorporated	NO	
		.00000	45-2684108				SCA Indiana Holdings, LLC	DE	NIA	SC Affiliates, LLC	Ownership	25.000	UnitedHealth Group Incorporated	NO	
		.00000	45-2684108				SCA Indiana Holdings, LLC	DE	NIA	Surgery Center Holding, LLC	Ownership	25.000	UnitedHealth Group Incorporated	NO	
		.00000	45-2684108				SCA Indiana Holdings, LLC	DE	NIA	National Surgery Centers, LLC	Ownership	25.000	UnitedHealth Group Incorporated	NO	
		.00000	85-2044403				SCA Lutheran Holdings, LLC	DE	NIA	SC Affiliates, LLC	Ownership	100.000	UnitedHealth Group Incorporated	NO	
		.00000	85-3425387				SCA Maple Grove Holdings, LLC	DE	NIA	SC Affiliates, LLC	Ownership	49.000	UnitedHealth Group Incorporated	NO	2
		.00000	85-2302375				SCA Mohawk Holdings, LLC	DE	NIA	SC Affiliates, LLC	Ownership	100.000	UnitedHealth Group Incorporated	NO	
		.00000	85-4043674				SCA Northern Utah Holdings, LLC	DE	NIA	SC Affiliates, LLC	Ownership	100.000	UnitedHealth Group Incorporated	NO	
		.00000	85-2527319				SCA Northwest Holdings, LLC	DE	NIA	SC Affiliates, LLC	Ownership	100.000	UnitedHealth Group Incorporated	NO	
		.00000	62-1505276				SCA of Clarksville, Inc.	TN	NIA	Surgical Health, LLC	Ownership	100.000	UnitedHealth Group Incorporated	NO	
		.00000	85-2065454				SCA Outside New Jersey, LLC	DE	NIA	SC Affiliates, LLC	Ownership	100.000	UnitedHealth Group Incorporated	NO	
		.00000	27-1707364				SCA Pacific Holdings, Inc.	CA	NIA	SC Affiliates, LLC	Ownership	100.000	UnitedHealth Group Incorporated	NO	
		.00000	87-2926385				SCA Pacific Surgery Holdings, LLC	DE	NIA	SC Affiliates, LLC	Ownership	100.000	UnitedHealth Group Incorporated	NO	
		.00000	85-1370857				SCA Palisades Holdings, LLC	DE	NIA	SC Affiliates, LLC	Ownership	100.000	UnitedHealth Group Incorporated	NO	
		.00000	46-1686425				SCA Pennsylvania Holdings, LLC	DE	NIA	Surgery Center Holding, LLC	Ownership	100.000	UnitedHealth Group Incorporated	NO	

ANNUAL STATEMENT FOR THE YEAR 2021 OF THE UnitedHealthcare Plan of the River Valley, Inc.

SCHEDULE Y
PART 1A - DETAIL OF INSURANCE HOLDING COMPANY SYSTEM

1	2	3	4	5	6	7	8	9	10	11	12	13	14	15	16
Group Code	Group Name	NAIC Company Code	ID Number	Federal RSSD	CIK	Name of Securities Exchange if Publicly Traded (U.S. or International)	Names of Parent, Subsidiaries Or Affiliates	Domiciliary Location	Relationship to Reporting Entity	Directly Controlled by (Name of Entity/Person)	Type of Control (Ownership, Board, Management, Attorney-in-Fact, Influence, Other)	If Control is Ownership Provide Percentage	Ultimate Controlling Entity(ies)/Person(s)	Is an SCA Filing Required? (Yes/No)	*
		.00000	85-0817999				SCA Pinnacle Holdings, LLC	DE	NIA	SC Affiliates, LLC	Ownership	100.000	UnitedHealth Group Incorporated	NO	
		.00000	72-1386840				SCA Premier Surgery Center of Louisville, LLC	DE	NIA	SC Affiliates, LLC	Ownership	100.000	UnitedHealth Group Incorporated	NO	
		.00000	81-5211225				SCA Providence Holdings, LLC	DE	NIA	SC Affiliates, LLC	Ownership	100.000	UnitedHealth Group Incorporated	NO	
		.00000	81-5211225				SCA Rockledge JV, LLC	DE	NIA	SCA-Merritt, LLC	Ownership	94.874	UnitedHealth Group Incorporated	NO	
		.00000	45-4252645				SCA Rockledge JV, LLC	DE	NIA	Endoscopy Center Affiliates, Inc.	Ownership	1.000	UnitedHealth Group Incorporated	NO	
		.00000	45-4252645				SCA ROCS Holdings, LLC	DE	NIA	SC Affiliates, LLC	Ownership	25.000	UnitedHealth Group Incorporated	NO	
		.00000	45-4252645				SCA ROCS Holdings, LLC	DE	NIA	SunSurgery, LLC	Ownership	25.000	UnitedHealth Group Incorporated	NO	
		.00000	45-4252645				SCA ROCS Holdings, LLC	DE	NIA	Surgery Center Holding, LLC	Ownership	25.000	UnitedHealth Group Incorporated	NO	
		.00000	45-4252645				SCA ROCS Holdings, LLC	DE	NIA	National Surgery Centers, LLC	Ownership	25.000	UnitedHealth Group Incorporated	NO	
		.00000	84-3689385				SCA Rush Oak Brook Holdings, LLC	IL	NIA	SC Affiliates, LLC	Ownership	100.000	UnitedHealth Group Incorporated	NO	
		.00000	84-3673924				SCA Sage Medical MSO, LLC	DE	NIA	SCA Sage Medical, LLC	Ownership	26.000	UnitedHealth Group Incorporated	NO	2
		.00000	85-2811475				SCA Sage Medical, LLC	DE	NIA	SC Affiliates, LLC	Ownership	100.000	UnitedHealth Group Incorporated	NO	
		.00000	85-2235871				SCA San Diego Holdings, LLC	DE	NIA	SCA-San Diego, Inc.	Ownership	100.000	UnitedHealth Group Incorporated	NO	
		.00000	85-4002809				SCA Skyway Holdings, LLC	DE	NIA	SC Affiliates, LLC	Ownership	100.000	UnitedHealth Group Incorporated	NO	
		.00000	47-4928368				SCA South Ogden Holdings, LLC	DE	NIA	SC Affiliates, LLC	Ownership	100.000	UnitedHealth Group Incorporated	NO	
		.00000	47-3165040				SCA Southwestern PA, LLC	DE	NIA	SC Affiliates, LLC	Ownership	100.000	UnitedHealth Group Incorporated	NO	
		.00000	85-2786147				SCA Specialists of Florida, LLC	DE	NIA	SCA Surgery Holdings, LLC	Ownership	100.000	UnitedHealth Group Incorporated	NO	
		.00000	45-4266502				SCA Specialty Holdings of Connecticut, LLC	DE	NIA	SC Affiliates, LLC	Ownership	100.000	UnitedHealth Group Incorporated	NO	
		.00000	45-4266502				SCA SSSC Holdings, LLC	DE	NIA	SC Affiliates, LLC	Ownership	25.000	UnitedHealth Group Incorporated	NO	
		.00000	45-4266502				SCA SSSC Holdings, LLC	DE	NIA	Surgery Center Holding, LLC	Ownership	25.000	UnitedHealth Group Incorporated	NO	
		.00000	45-4266502				SCA SSSC Holdings, LLC	DE	NIA	SunSurgery, LLC	Ownership	25.000	UnitedHealth Group Incorporated	NO	
		.00000	45-4266502				SCA SSSC Holdings, LLC	DE	NIA	National Surgery Centers, LLC	Ownership	25.000	UnitedHealth Group Incorporated	NO	
		.00000	47-5038680				SCA Stonegate Holdings, LLC	DE	NIA	SCA Austin Holdings, LLC	Ownership	100.000	UnitedHealth Group Incorporated	NO	
		.00000	26-2602268				SCA Surgery Holdings, LLC	DE	NIA	Surgical Care Affiliates, LLC	Ownership	100.000	UnitedHealth Group Incorporated	NO	
		.00000	75-2501088				SCA Surgicare of Laguna Hills, LLC	DE	NIA	Surgery Center Holding, LLC	Ownership	100.000	UnitedHealth Group Incorporated	NO	
		.00000	85-3263993				SCA West Health Holdings, LLC	DE	NIA	SC Affiliates, LLC	Ownership	100.000	UnitedHealth Group Incorporated	NO	
		.00000	85-4150186				SCA Westgreen Holdings, LLC	DE	NIA	SC Affiliates, LLC	Ownership	68.628	UnitedHealth Group Incorporated	NO	
		.00000	85-3491574				SCA Woodbury Holdings, LLC	DE	NIA	SC Affiliates, LLC	Ownership	49.000	UnitedHealth Group Incorporated	NO	2
		.00000	74-2555097				SCA Albuquerque Surgery Properties, Inc.	NM	NIA	SC Affiliates, LLC	Ownership	100.000	UnitedHealth Group Incorporated	NO	
		.00000	47-1807383				SCA Alliance, LLC	DE	NIA	SCA Surgery Holdings, LLC	Ownership	51.000	UnitedHealth Group Incorporated	NO	
		.00000	82-4763869				SCA-Anne Arundel, LLC	DE	NIA	SC Affiliates, LLC	Ownership	100.000	UnitedHealth Group Incorporated	NO	
		.00000	83-2703057				SCA-AppleCare Partners, LLC	DE	NIA	SCA-Downey, LLC	Ownership	69.999	UnitedHealth Group Incorporated	NO	
		.00000	82-3857984				SCA-Bethesda, LLC	DE	NIA	SC Affiliates, LLC	Ownership	52.254	UnitedHealth Group Incorporated	NO	
		.00000	62-1530120				SCA-Blue Ridge, LLC	DE	NIA	SC Affiliates, LLC	Ownership	100.000	UnitedHealth Group Incorporated	NO	
		.00000	83-1529292				SCA-Bonita Springs, LLC	DE	NIA	SC Affiliates, LLC	Ownership	80.392	UnitedHealth Group Incorporated	NO	
		.00000	82-1980137				SCA-Brandon, LLC	DE	NIA	SC Affiliates, LLC	Ownership	100.000	UnitedHealth Group Incorporated	NO	
		.00000	83-1094012				SCA-Castle Rock, LLC	DE	NIA	SC Affiliates, LLC	Ownership	68.736	UnitedHealth Group Incorporated	NO	
		.00000	47-1535510				SCA-Central Florida, LLC	DE	NIA	SC Affiliates, LLC	Ownership	51.000	UnitedHealth Group Incorporated	NO	
		.00000	58-1709758				SCA-Charleston, LLC	DE	NIA	SCA Surgery Holdings, LLC	Ownership	100.000	UnitedHealth Group Incorporated	NO	
		.00000	82-4511713				SCA-Chatham, LLC	DE	NIA	SC Affiliates, LLC	Ownership	100.000	UnitedHealth Group Incorporated	NO	
		.00000	81-3301058				SCA-Chevy Chase, LLC	DE	NIA	SC Affiliates, LLC	Ownership	100.000	UnitedHealth Group Incorporated	NO	
		.00000	62-1516306				SCA-Citrus, Inc.	TN	NIA	SC Affiliates, LLC	Ownership	100.000	UnitedHealth Group Incorporated	NO	
		.00000	83-1541326				SCA-Colonial Partners, LLC	DE	NIA	SCA-Ft. Myers, LLC	Ownership	69.698	UnitedHealth Group Incorporated	NO	
		.00000	93-1047471				SCA-Colorado Springs, LLC	DE	NIA	SC Affiliates, LLC	Ownership	100.000	UnitedHealth Group Incorporated	NO	
		.00000	83-1585952				SCA-Connecticut Partners, LLC	DE	NIA	SunSurgery, LLC	Ownership	29.410	UnitedHealth Group Incorporated	NO	2
		.00000	47-4028383				SCA-Davenport, LLC	DE	NIA	SC Affiliates, LLC	Ownership	100.000	UnitedHealth Group Incorporated	NO	
		.00000	84-2003112				SCA-Denver Physicians Holdings, LLC	CO	NIA	SCA-Denver, LLC	Ownership	51.454	UnitedHealth Group Incorporated	NO	
		.00000	84-2997638				SCA-Denver, LLC	DE	NIA	SC Affiliates, LLC	Ownership	100.000	UnitedHealth Group Incorporated	NO	
		.00000	82-1470227				SCA-Derry, LLC	DE	NIA	SC Affiliates, LLC	Ownership	78.873	UnitedHealth Group Incorporated	NO	
		.00000	81-3734814				SCA-Doral, LLC	DE	NIA	SC Affiliates, LLC	Ownership	100.000	UnitedHealth Group Incorporated	NO	
		.00000	83-3055579				SCA-Downey, LLC	DE	NIA	SC Affiliates, LLC	Ownership	100.000	UnitedHealth Group Incorporated	NO	
		.00000	83-1093886				SCA-Dry Creek, LLC	DE	NIA	SC Affiliates, LLC	Ownership	100.000	UnitedHealth Group Incorporated	NO	
		.00000	81-1594261				SCA-Dublin, LLC	DE	NIA	SC Affiliates, LLC	Ownership	100.000	UnitedHealth Group Incorporated	NO	

ANNUAL STATEMENT FOR THE YEAR 2021 OF THE UnitedHealthcare Plan of the River Valley, Inc.

SCHEDULE Y
PART 1A - DETAIL OF INSURANCE HOLDING COMPANY SYSTEM

1	2	3	4	5	6	7	8	9	10	11	12	13	14	15	16
Group Code	Group Name	NAIC Company Code	ID Number	Federal RSSD	CIK	Name of Securities Exchange if Publicly Traded (U.S. or International)	Names of Parent, Subsidiaries Or Affiliates	Domiciliary Location	Relationship to Reporting Entity	Directly Controlled by (Name of Entity/Person)	Type of Control (Ownership, Board, Management, Attorney-in-Fact, Influence, Other)	If Control is Ownership Provide Percentage	Ultimate Controlling Entity(ies)/Person(s)	Is an SCA Filing Required? (Yes/No)	*
		.00000	81-3301305				SCA-Encinitas, Inc.	DE	NIA	Surgical Health, LLC	Ownership	100.000	UnitedHealth Group	Incorporated	.NO.
		.00000	62-1541235				SCA-Eugene, Inc.	TN	NIA	SC Affiliates, LLC	Ownership	100.000	UnitedHealth Group	Incorporated	.NO.
		.00000	83-2805878				SCA-First Coast, LLC	DE	NIA	SC Affiliates, LLC	Ownership	100.000	UnitedHealth Group	Incorporated	.NO.
		.00000	62-1551099				SCA-Florence, LLC	DE	NIA	SC Affiliates, LLC	Ownership	100.000	UnitedHealth Group	Incorporated	.NO.
		.00000	93-1067967				SCA-Fort Collins, Inc.	CO	NIA	SC Affiliates, LLC	Ownership	100.000	UnitedHealth Group	Incorporated	.NO.
		.00000	62-1502719				SCA-Fort Walton, Inc.	TN	NIA	SC Affiliates, LLC	Ownership	100.000	UnitedHealth Group	Incorporated	.NO.
		.00000	47-3641516				SCA-Franklin, LLC	DE	NIA	SC Affiliates, LLC	Ownership	100.000	UnitedHealth Group	Incorporated	.NO.
		.00000	81-2727879				SCA-Frederick, LLC	DE	NIA	SC Affiliates, LLC	Ownership	100.000	UnitedHealth Group	Incorporated	.NO.
		.00000	82-3535257				SCA-Freeway Holdings, LLC	DE	NIA	SC Affiliates, LLC	Ownership	100.000	UnitedHealth Group	Incorporated	.NO.
		.00000	36-4907566				SCA-Ft. Myers, LLC	DE	NIA	SC Affiliates, LLC	Ownership	100.000	UnitedHealth Group	Incorporated	.NO.
		.00000	62-1547690				SCA-Gainesville, LLC	DE	NIA	SC Affiliates, LLC	Ownership	100.000	UnitedHealth Group	Incorporated	.NO.
		.00000	81-1956407				SCA-Gladiolus, LLC	DE	NIA	SC Affiliates, LLC	Ownership	95.371	UnitedHealth Group	Incorporated	.NO.
		.00000	83-4156034				SCA-Glenwood Holdings, LLC	DE	NIA	Glenwood-SC, Inc.	Ownership	79.447	UnitedHealth Group	Incorporated	.NO.
		.00000	82-1438326				SCA-Grants Pass, LLC	DE	NIA	SC Affiliates, LLC	Ownership	100.000	UnitedHealth Group	Incorporated	.NO.
		.00000	81-2376695				SCA-Grove Place, LLC	DE	NIA	SC Affiliates, LLC	Ownership	69.833	UnitedHealth Group	Incorporated	.NO.
		.00000	47-3466283				SCA-Hagerstown, LLC	DE	NIA	SC Affiliates, LLC	Ownership	100.000	UnitedHealth Group	Incorporated	.NO.
		.00000	47-5229514				SCA-Hilton Head, LLC	DE	NIA	SC Affiliates, LLC	Ownership	100.000	UnitedHealth Group	Incorporated	.NO.
		.00000	62-1506650				SCA-Honolulu, LLC	DE	NIA	SC Affiliates, LLC	Ownership	100.000	UnitedHealth Group	Incorporated	.NO.
		.00000	81-3445356				SCA-Houston Executive, LLC	DE	NIA	SC Affiliates, LLC	Ownership	100.000	UnitedHealth Group	Incorporated	.NO.
		.00000	81-1666861				SCA-Illinois, LLC	DE	NIA	SCA Surgery Holdings, LLC	Ownership	100.000	UnitedHealth Group	Incorporated	.NO.
		.00000	47-3930052				SCA-IT Holdings, LLC	DE	NIA	SC Affiliates, LLC	Ownership	100.000	UnitedHealth Group	Incorporated	.NO.
		.00000	83-3090526				SCA-JPM Holdings, LLC	DE	NIA	SC Affiliates, LLC	Ownership	100.000	UnitedHealth Group	Incorporated	.NO.
		.00000	83-1102109				SCA-Kissing Camels Holdings, LLC	DE	NIA	SCA Surgery Holdings, LLC	Ownership	100.000	UnitedHealth Group	Incorporated	.NO.
		.00000	81-4292506				SCA-Main Street, LLC	DE	NIA	SC Affiliates, LLC	Ownership	29.575	UnitedHealth Group	Incorporated	.NO.
		.00000	47-1751165				SCA-Marina del Rey, LLC	CA	NIA	SC Affiliates, LLC	Ownership	100.000	UnitedHealth Group	Incorporated	.NO.
		.00000	81-1367813				SCA-MC VBP, Inc.	DE	NIA	SC Affiliates, LLC	Ownership	100.000	UnitedHealth Group	Incorporated	.NO.
		.00000	62-1184188				SCA-Mecklenburg Development Corp.	NC	NIA	SC Affiliates, LLC	Ownership	100.000	UnitedHealth Group	Incorporated	.NO.
		.00000	81-4616104				SCA-Memorial City, LLC	DE	NIA	SC Affiliates, LLC	Ownership	100.000	UnitedHealth Group	Incorporated	.NO.
		.00000	83-3709010				SCA-Memorial, LLC	DE	NIA	SC Affiliates, LLC	Ownership	100.000	UnitedHealth Group	Incorporated	.NO.
		.00000	81-1771410				SCA-Merritt, LLC	DE	NIA	SC Affiliates, LLC	Ownership	100.000	UnitedHealth Group	Incorporated	.NO.
		.00000	82-2455773				SCA-Midlands, LLC	DE	NIA	SC Affiliates, LLC	Ownership	100.000	UnitedHealth Group	Incorporated	.NO.
		.00000	81-2976543				SCA-Midway Management, LLC	IL	NIA	SC Affiliates, LLC	Ownership	100.000	UnitedHealth Group	Incorporated	.NO.
		.00000	80-0070617				SCA-Mobile, LLC	DE	NIA	SC Affiliates, LLC	Ownership	100.000	UnitedHealth Group	Incorporated	.NO.
		.00000	81-1065674				SCA-Mokena, LLC	DE	NIA	SC Affiliates, LLC	Ownership	100.000	UnitedHealth Group	Incorporated	.NO.
		.00000	84-4936803				SCA-Morris Avenue, LLC	DE	NIA	SC Affiliates, LLC	Ownership	100.000	UnitedHealth Group	Incorporated	.NO.
		.00000	62-1506655				SCA-Morris County, LLC	DE	NIA	SC Affiliates, LLC	Ownership	100.000	UnitedHealth Group	Incorporated	.NO.
		.00000	81-2850365				SCA-Mt. Pleasant, LLC	DE	NIA	SC Affiliates, LLC	Ownership	100.000	UnitedHealth Group	Incorporated	.NO.
		.00000	82-3002171				SCA-Naperville, LLC	DE	NIA	SC Affiliates, LLC	Ownership	100.000	UnitedHealth Group	Incorporated	.NO.
		.00000	47-4418919				SCA-Naples, LLC	DE	NIA	SC Affiliates, LLC	Ownership	100.000	UnitedHealth Group	Incorporated	.NO.
		.00000	47-1760663				SCA-New Jersey, LLC	DE	NIA	SC Affiliates, LLC	Ownership	100.000	UnitedHealth Group	Incorporated	.NO.
		.00000	81-3445510				SCA-Newport Beach, LLC	CA	NIA	SC Affiliates, LLC	Ownership	100.000	UnitedHealth Group	Incorporated	.NO.
		.00000	82-3050836				SCA-Palm Beach MSO Holdings, LLC	DE	NIA	SunSurgery, LLC	Ownership	100.000	UnitedHealth Group	Incorporated	.NO.
		.00000	84-3367495				SCA-Palm Beach, LLC	DE	NIA	SC Affiliates, LLC	Ownership	100.000	UnitedHealth Group	Incorporated	.NO.
		.00000	62-1538850				SCA-Panama City Holdings, LLC	DE	NIA	SC Affiliates, LLC	Ownership	100.000	UnitedHealth Group	Incorporated	.NO.
		.00000	47-2785908				SCA-Paoli, LLC	DE	NIA	SC Affiliates, LLC	Ownership	100.000	UnitedHealth Group	Incorporated	.NO.
		.00000	47-1620189				SCA-Phoenix, LLC	DE	NIA	SC Affiliates, LLC	Ownership	100.000	UnitedHealth Group	Incorporated	.NO.
		.00000	81-4139195				SCA-Pocono, LLC	DE	NIA	SC Affiliates, LLC	Ownership	100.000	UnitedHealth Group	Incorporated	.NO.
		.00000	83-4121074				SCA-Portland, LLC	DE	NIA	SC Affiliates, LLC	Ownership	100.000	UnitedHealth Group	Incorporated	.NO.
		.00000	81-4304317				SCA-Practice Partners Holdings, LLC	DE	NIA	SC Affiliates, LLC	Ownership	100.000	UnitedHealth Group	Incorporated	.NO.
		.00000	83-2111732				SCA-River Valley, LLC	DE	NIA	SC Affiliates, LLC	Ownership	29.410	UnitedHealth Group	Incorporated	.NO.
		.00000	83-2721919				SCA-Riverside Partners, LLC	DE	NIA	SCA-Riverside, LLC	Ownership	51.000	UnitedHealth Group	Incorporated	.NO.
		.00000	47-1647512				SCA-Riverside, LLC	DE	NIA	SC Affiliates, LLC	Ownership	100.000	UnitedHealth Group	Incorporated	.NO.
		.00000	85-0563422				SCA-Rockville, LLC	DE	NIA	SC Affiliates, LLC	Ownership	100.000	UnitedHealth Group	Incorporated	.NO.
		.00000					SCA-Sacred Heart Holdings, LLC	DE	NIA	SC Affiliates, LLC	Ownership	100.000	UnitedHealth Group	Incorporated	.NO.

ANNUAL STATEMENT FOR THE YEAR 2021 OF THE UnitedHealthcare Plan of the River Valley, Inc.

SCHEDULE Y
PART 1A - DETAIL OF INSURANCE HOLDING COMPANY SYSTEM

1	2	3	4	5	6	7	8	9	10	11	12	13	14	15	16
Group Code	Group Name	NAIC Company Code	ID Number	Federal RSSD	CIK	Name of Securities Exchange if Publicly Traded (U.S. or International)	Names of Parent, Subsidiaries Or Affiliates	Domiciliary Location	Relationship to Reporting Entity	Directly Controlled by (Name of Entity/Person)	Type of Control (Ownership, Board, Management, Attorney-in-Fact, Influence, Other)	If Control is Ownership Provide Percentage	Ultimate Controlling Entity(ies)/Person(s)	Is an SCA Filing Required? (Yes/No)	*
		.0000	81-2963561				SCA-San Diego, Inc.	DE	NIA	Surgical Health, LLC	Ownership	100.000	UnitedHealth Group Incorporated	NO	
		.0000	94-3138088				SCA-San Luis Obispo, LLC	DE	NIA	SC Affiliates, LLC	Ownership	100.000	UnitedHealth Group Incorporated	NO	
		.0000	47-1685878				SCA-Sand Lake, LLC	DE	NIA	SC Affiliates, LLC	Ownership	80.079	UnitedHealth Group Incorporated	NO	
		.0000	88-0185362				SCA-Santa Rosa, Inc.	NV	NIA	SC Affiliates, LLC	Ownership	100.000	UnitedHealth Group Incorporated	NO	
		.0000	81-3300613				SCA-Somerset, LLC	DE	NIA	SCA Surgery Holdings, LLC	Ownership	100.000	UnitedHealth Group Incorporated	NO	
		.0000	22-3117714				SCA-South Jersey, LLC	DE	NIA	Virtua-SCA Holdings, LLC	Ownership	100.000	UnitedHealth Group Incorporated	NO	2
		.0000	47-2676325				SCA-Sparta, LLC	DE	NIA	SC Affiliates, LLC	Ownership	100.000	UnitedHealth Group Incorporated	NO	
		.0000	82-4499088				SCA-Spartanburg Holdings, LLC	DE	NIA	SC Affiliates, LLC	Ownership	100.000	UnitedHealth Group Incorporated	NO	
		.0000	84-4677051				SCA-St. Louis Holdings, LLC	DE	NIA	SC Affiliates, LLC	Ownership	100.000	UnitedHealth Group Incorporated	NO	
		.0000	47-4106989				SCA-St. Louis, LLC	DE	NIA	Surgical Health, LLC	Ownership	100.000	UnitedHealth Group Incorporated	NO	
		.0000	82-3270591				SCA-St. Lucie, LLC	DE	NIA	SC Affiliates, LLC	Ownership	100.000	UnitedHealth Group Incorporated	NO	
		.0000	81-4371453				SCA-Surgicare, LLC	DE	NIA	SC Affiliates, LLC	Ownership	100.000	UnitedHealth Group Incorporated	NO	
		.0000	81-2455241				SCA-SwiftPath, LLC	DE	NIA	SC Affiliates, LLC	Ownership	100.000	UnitedHealth Group Incorporated	NO	
		.0000	82-1987225				SCA-Verta, LLC	DE	NIA	SC Affiliates, LLC	Ownership	100.000	UnitedHealth Group Incorporated	NO	
		.0000	85-1998338				SCA-VLR Holdings Company, LLC	DE	NIA	SCA Denver Holdings, LLC	Ownership	51.000	UnitedHealth Group Incorporated	NO	
		.0000	82-2294882				SCA-Wake Forest, LLC	DE	NIA	SC Affiliates, LLC	Ownership	100.000	UnitedHealth Group Incorporated	NO	
		.0000	82-1449412				SCA-Western Connecticut, LLC	DE	NIA	SC Affiliates, LLC	Ownership	67.000	UnitedHealth Group Incorporated	NO	
		.0000	82-3689825				SCA-Westover Hills, LLC	DE	NIA	SC Affiliates, LLC	Ownership	100.000	UnitedHealth Group Incorporated	NO	
		.0000	81-1159878				SCA-Winchester, LLC	DE	NIA	SC Affiliates, LLC	Ownership	100.000	UnitedHealth Group Incorporated	NO	
		.0000	82-1525777				SCA-Winter Park, Inc.	TN	NIA	SC Affiliates, LLC	Ownership	100.000	UnitedHealth Group Incorporated	NO	
		.0000	82-3528300				SCA-Woodlands Holdings, LLC	DE	NIA	SC Affiliates, LLC	Ownership	100.000	UnitedHealth Group Incorporated	NO	
		.0000	81-4905342				SCAI Holdings, LLC	DE	NIA	SCA HoldCo, Inc.	Ownership	100.000	UnitedHealth Group Incorporated	NO	
		.0000					Scanner Centromed S.A.	CHL	NIA	Administradora Médica Centromed S.A.	Ownership	85.000	UnitedHealth Group Incorporated	NO	
		.0000	85-2316290				SCA Lutheran Holdings, LLC	DE	NIA	SCA Lutheran Holdings, LLC	Ownership	51.000	UnitedHealth Group Incorporated	NO	
		.0000	27-2635371				SCP Specialty Infusion, LLC	DE	NIA	Optum Infusion Services 500, Inc.	Ownership	100.000	UnitedHealth Group Incorporated	NO	
		.0000	98-1202716				Seisa Serviços Integrados de Saúde Ltda.	BRA	NIA	Cemed Care - Empresa de Atendimento Clínico Geral Ltda.	Ownership	0.000	UnitedHealth Group Incorporated	NO	
		.0000	98-1202716				Seisa Serviços Integrados de Saúde Ltda.	BRA	NIA	Amil Assistência Médica Internacional S.A.	Ownership	100.000	UnitedHealth Group Incorporated	NO	
		.0000	86-0739432				Senior Benefits, L.L.C.	AZ	NIA	USHEALTH Advisors, LLC	Ownership	100.000	UnitedHealth Group Incorporated	NO	
		.0000	27-1533951				Serquinox Holdings LLC	DE	NIA	Optum Infusion Services 500, Inc.	Ownership	100.000	UnitedHealth Group Incorporated	NO	
		.0000					Servicios de Entrenamiento en Competencias Clínicas Ltda.	CHL	NIA	Sociedad de Inversiones Santa María SpA	Ownership	0.100	UnitedHealth Group Incorporated	NO	
		.0000					Servicios de Entrenamiento en Competencias Clínicas Ltda.	CHL	NIA	Clínica Santa María S.p.A.	Ownership	99.900	UnitedHealth Group Incorporated	NO	
		.0000					Servicios Integrados de Salud Ltda.	CHL	NIA	Clínica Santa María S.p.A.	Ownership	0.100	UnitedHealth Group Incorporated	NO	
		.0000					Servicios Integrados de Salud Ltda.	CHL	NIA	Clínica Dávila y Servicios Médicos S.p.A.	Ownership	99.900	UnitedHealth Group Incorporated	NO	
		.0000					Servicios Médicos Amed Quilpué S.A.	CHL	NIA	Laboratorios Médicos Amed Quilpué S.A.	Ownership	0.100	UnitedHealth Group Incorporated	NO	
		.0000					Servicios Médicos Amed Quilpué S.A.	CHL	NIA	Centromed Quilpué S.A.	Ownership	99.900	UnitedHealth Group Incorporated	NO	
		.0000					Servicios Médicos Bio Bio Ltda.	CHL	NIA	Saden S.A.	Ownership	1.000	UnitedHealth Group Incorporated	NO	
		.0000					Servicios Médicos Bio Bio Ltda.	CHL	NIA	Clínica Bio Bio SpA	Ownership	99.000	UnitedHealth Group Incorporated	NO	
		.0000					Servicios Médicos Ciudad del Mar Ltda.	CHL	NIA	Saden S.A.	Ownership	1.000	UnitedHealth Group Incorporated	NO	
		.0000					Servicios Médicos Ciudad del Mar Ltda.	CHL	NIA	Clínica Ciudad del Mar S.A.	Ownership	99.000	UnitedHealth Group Incorporated	NO	
		.0000					Servicios Médicos Santa María Ltda.	CHL	NIA	Sociedad de Inversiones Santa María SpA	Ownership	99.000	UnitedHealth Group Incorporated	NO	
		.0000					Servicios Médicos Santa María Ltda.	CHL	NIA	Clínica Santa María S.p.A.	Ownership	1.000	UnitedHealth Group Incorporated	NO	
		.0000					Servicios Médicos Vespucio Ltda.	CHL	NIA	Saden S.A.	Ownership	1.000	UnitedHealth Group Incorporated	NO	
		.0000					Servicios Médicos Vespucio Ltda.	CHL	NIA	Clínica Vespucio S.A.	Ownership	99.000	UnitedHealth Group Incorporated	NO	
		.0000	58-1978974				SHC Atlanta, LLC	DE	NIA	Surgical Health, LLC	Ownership	100.000	UnitedHealth Group Incorporated	NO	
		.0000	58-2013443				SHC Austin, Inc.	GA	NIA	Surgical Health, LLC	Ownership	100.000	UnitedHealth Group Incorporated	NO	
		.0000	58-2062812				SHC Hawthorn, Inc.	GA	NIA	Surgical Health, LLC	Ownership	100.000	UnitedHealth Group Incorporated	NO	
		.0000	58-2101924				SHC Melbourne, Inc.	GA	NIA	Surgical Health, LLC	Ownership	100.000	UnitedHealth Group Incorporated	NO	
		.0000	82-3922528				Sierra Dental Plan, Inc.	CA	NIA	MCNA Health Care Holdings, LLC	Ownership	100.000	UnitedHealth Group Incorporated	NO	
.0707	UnitedHealth Group Incorporated	.71420	94-0734860				Sierra Health and Life Insurance Company, Inc.	NV	IA	Sierra Health Services, Inc.	Ownership	100.000	UnitedHealth Group Incorporated	NO	

ANNUAL STATEMENT FOR THE YEAR 2021 OF THE UnitedHealthcare Plan of the River Valley, Inc.

SCHEDULE Y
PART 1A - DETAIL OF INSURANCE HOLDING COMPANY SYSTEM

1	2	3	4	5	6	7	8	9	10	11	12	13	14	15	16
Group Code	Group Name	NAIC Company Code	ID Number	Federal RSSD	CIK	Name of Securities Exchange if Publicly Traded (U.S. or International)	Names of Parent, Subsidiaries Or Affiliates	Domi-ciliary Location	Relation-ship to Reporting Entity	Directly Controlled by (Name of Entity/Person)	Type of Control (Ownership, Board, Management, Attorney-in-Fact, Influence, Other)	If Control is Ownership Provide Percentage	Ultimate Controlling Entity(ies)/Person(s)	Is an SCA Filing Re-quired? (Yes/No)	*
		.0000	88-0200415				Sierra Health Services, Inc.	NV	NIA	UnitedHealthcare, Inc.	Ownership	100.000	UnitedHealth Group Incorporated	NO	
		.0000	88-0254322				Sierra Health-Care Options, Inc.	NV	NIA	Sierra Health Services, Inc.	Ownership	100.000	UnitedHealth Group Incorporated	NO	
		.0000	88-0385705				Sierra Home Medical Products, Inc.	NV	NIA	Sierra Health Services, Inc.	Ownership	100.000	UnitedHealth Group Incorporated	NO	
		.0000	88-0264562				Sierra Nevada Administrators, Inc.	NV	NIA	Sierra Health Services, Inc.	Ownership	100.000	UnitedHealth Group Incorporated	NO	
		.0000					Sistema de Administración Hospitalaria S.A.C.								
		.0000	82-1485491				SJ East Campus ASC, LLC	PER	NIA	Pacifico S.A. Entidad Prestadora de Salud	Ownership	99.870	UnitedHealth Group Incorporated	NO	
		.0000	20-1004228				Small Business Insurance Advisors, Inc.	CO	NIA	SOLHS-SCA Holdings, LLC	Ownership	51.000	UnitedHealth Group Incorporated	NO	
		.0000					Sobam – Centro Médico Hospitalar S.A.	TX	NIA	USHEALTH Group, Inc.	Ownership	100.000	UnitedHealth Group Incorporated	NO	
		.0000					Sobam – Centro Médico Hospitalar S.A.	BRA	NIA	Santa Helena Assistência Médica S.A.	Ownership	98.088	UnitedHealth Group Incorporated	NO	
		.0000					Sobam – Centro Médico Hospitalar S.A.	BRA	NIA	Centro Médico Hospitalar Pitangueiras Ltda.	Ownership	1.912	UnitedHealth Group Incorporated	NO	
		.0000	98-1453235				Sociedad de Inversiones Santa María SpA	CHL	NIA	Clínica Santa María S.p.A.	Ownership	99.743	UnitedHealth Group Incorporated	NO	
		.0000	98-1453235				Sociedad de Inversiones Santa María SpA	CHL	NIA	Clínica Dávila y Servicios Médicos S.p.A.	Ownership	0.257	UnitedHealth Group Incorporated	NO	
		.0000	46-0729622				Solstice Administration Services, Inc.	FL	NIA	Solstice Benefits, Inc.	Ownership	100.000	UnitedHealth Group Incorporated	NO	
		.0000	30-0760846				Solstice Administrators of Alabama, Inc.	AL	NIA	Solstice Administration Services, Inc.	Ownership	100.000	UnitedHealth Group Incorporated	NO	
		.0000	35-2657270				Solstice Administrators of Arizona, Inc.	AZ	NIA	Solstice Administration Services, Inc.	Ownership	100.000	UnitedHealth Group Incorporated	NO	
		.0000	32-0392448				Solstice Administrators of Missouri, Inc.	MO	NIA	Solstice Administration Services, Inc.	Ownership	100.000	UnitedHealth Group Incorporated	NO	
		.0000	30-0756426				Solstice Administrators of North Carolina, Inc.	NC	NIA	Solstice Administration Services, Inc.	Ownership	100.000	UnitedHealth Group Incorporated	NO	
		.0000	90-0880348				Solstice Administrators of Texas, Inc.	TX	NIA	Solstice Administration Services, Inc.	Ownership	100.000	UnitedHealth Group Incorporated	NO	
		.0000	26-4839323				Solstice Administrators, Inc.	CA	NIA	Solstice Administration Services, Inc.	Ownership	100.000	UnitedHealth Group Incorporated	NO	
		.0000	20-4815388				Solstice Benefit Services, Inc.	FL	NIA	Specialty Benefits, LLC	Ownership	100.000	UnitedHealth Group Incorporated	NO	
.0707	UnitedHealth Group Incorporated	.12341	14-1917982				Solstice Benefits, Inc.	FL	IA	Specialty Benefits, LLC	Ownership	100.000	UnitedHealth Group Incorporated	NO	
.0707	UnitedHealth Group Incorporated	.13971	27-1395245				Solstice Health Insurance Company	NY	IA	Specialty Benefits, LLC	Ownership	100.000	UnitedHealth Group Incorporated	NO	
.0707	UnitedHealth Group Incorporated	.16610	30-1200533				Solstice Healthplans of Arizona, Inc.	AZ	IA	Solstice Administration Services, Inc.	Ownership	100.000	UnitedHealth Group Incorporated	NO	
.0707	UnitedHealth Group Incorporated	.17141	35-2709791				Solstice Healthplans of Colorado, Inc.	CO	IA	Solstice Administration Services, Inc.	Ownership	100.000	UnitedHealth Group Incorporated	NO	
		.0000	46-1042329				Solstice Healthplans of New Jersey, Inc.	NJ	NIA	Solstice Benefits, Inc.	Ownership	100.000	UnitedHealth Group Incorporated	NO	
.0707	UnitedHealth Group Incorporated	.16878	30-1190514				Solstice Healthplans of Ohio, Inc.	OH	IA	Solstice Administration Services, Inc.	Ownership	100.000	UnitedHealth Group Incorporated	NO	
		.0000	32-0583241				Solstice Healthplans of Tennessee, Inc.	TN	NIA	Solstice Administration Services, Inc.	Ownership	100.000	UnitedHealth Group Incorporated	NO	
.0707	UnitedHealth Group Incorporated	.16892	36-4935990				Solstice Healthplans of Texas, Inc.	TX	IA	Solstice Administration Services, Inc.	Ownership	100.000	UnitedHealth Group Incorporated	NO	
.0707	UnitedHealth Group Incorporated	.00000	46-3786700				Solstice Healthplans, Inc.	FL	IA	Solstice Benefits, Inc.	Ownership	100.000	UnitedHealth Group Incorporated	NO	
.0707	UnitedHealth Group Incorporated	.16790	26-2699505				Solstice of Illinois, Inc.	IL	IA	Solstice Administration Services, Inc.	Ownership	100.000	UnitedHealth Group Incorporated	NO	
		.0000	32-0545152				Solstice of Minnesota, Inc.	MN	NIA	Solstice Administration Services, Inc.	Ownership	100.000	UnitedHealth Group Incorporated	NO	
		.0000	26-1891960				Solstice of New York, Inc.	NY	NIA	Solstice Administration Services, Inc.	Ownership	100.000	UnitedHealth Group Incorporated	NO	
		.0000	41-1593424				Solutran, LLC	DE	NIA	Optum Financial, Inc.	Ownership	100.000	UnitedHealth Group Incorporated	NO	
		.0000	20-8433398				Somerset Outpatient Surgery, L.L.C.	NJ	NIA	SCA-Somerset, LLC	Ownership	59.888	UnitedHealth Group Incorporated	NO	
		.0000	75-2723958				South Arlington Surgical Providers, LLC	TX	NIA	Surgical Care Affiliates, LLC	Influence	0.000	UnitedHealth Group Incorporated	NO	
		.0000	30-0743767				Southern California Medical Practice Concepts, LLC	CA	NIA	Riverside Electronic Healthcare Resources, Inc.	Ownership	100.000	UnitedHealth Group Incorporated	NO	1
		.0000	88-0201420				Southwest Medical Associates, Inc.	NV	NIA	Sierra Health Services, Inc.	Ownership	100.000	UnitedHealth Group Incorporated	NO	
		.0000	38-2609888				Southwest Michigan Health Network Inc.	MI	NIA	UnitedHealthcare, Inc.	Ownership	100.000	UnitedHealth Group Incorporated	NO	
		.0000	36-4369359				Southwest Surgery Center, LLC	IL	NIA	SCA-Mokena, LLC	Ownership	49.299	UnitedHealth Group Incorporated	NO	2
		.0000	41-2013700				Southwest Surgical Center, LLC	MN	NIA	WestHealth JV Holdings, LLC	Ownership	51.000	UnitedHealth Group Incorporated	NO	
		.0000	75-2516426				Space Coast Surgical Center, Ltd.	FL	NIA	SCA-Merritt, LLC	Ownership	0.047	UnitedHealth Group Incorporated	NO	
		.0000	75-2516426				Space Coast Surgical Center, Ltd.	FL	NIA	SCA Rockledge JV, LLC	Ownership	52.191	UnitedHealth Group Incorporated	NO	
		.0000	57-0953005				Spartanburg Surgery Center, LLC	SC	NIA	SCA-Spartanburg Holdings, LLC	Ownership	64.000	UnitedHealth Group Incorporated	NO	
		.0000	55-0790742				Specialists in Urology Surgery Center, LLC	FL	NIA	SCA Specialists of Florida, LLC	Ownership	100.000	UnitedHealth Group Incorporated	NO	
		.0000	25-1868213				Specialized Pharmaceuticals, Inc.	PA	NIA	QoL Acquisition Holdings Corp.	Ownership	100.000	UnitedHealth Group Incorporated	NO	
		.0000	41-1921983				Specialty Benefits, LLC	DE	NIA	United HealthCare Services, Inc.	Ownership	100.000	UnitedHealth Group Incorporated	NO	
		.0000	20-1494993				Specialty Billing Solutions, LLC	CO	NIA	Pinnacle III, LLC	Ownership	100.000	UnitedHealth Group Incorporated	NO	
		.0000	20-3412545				Specialty Surgical Center, LLC	NJ	NIA	SCA-Sparta, LLC	Ownership	51.000	UnitedHealth Group Incorporated	NO	
		.0000	71-0886811				Spectera of New York, IPA, Inc.	NY	NIA	Spectera, Inc.	Ownership	100.000	UnitedHealth Group Incorporated	NO	
		.0000	52-1260282				Spectera, Inc.	MD	NIA	Specialty Benefits, LLC	Ownership	100.000	UnitedHealth Group Incorporated	NO	
		.0000	20-4615218				Sports and Spinal Physical Therapy, Inc.	DC	NIA	Orthology Inc.	Ownership	100.000	UnitedHealth Group Incorporated	NO	

ANNUAL STATEMENT FOR THE YEAR 2021 OF THE UnitedHealthcare Plan of the River Valley, Inc.

SCHEDULE Y
PART 1A - DETAIL OF INSURANCE HOLDING COMPANY SYSTEM

1	2	3	4	5	6	7	8	9	10	11	12	13	14	15	16
Group Code	Group Name	NAIC Company Code	ID Number	Federal RSSD	CIK	Name of Securities Exchange if Publicly Traded (U.S. or International)	Names of Parent, Subsidiaries Or Affiliates	Domiciliary Location	Relationship to Reporting Entity	Directly Controlled by (Name of Entity/Person)	Type of Control (Ownership, Board, Management, Attorney-in-Fact, Influence, Other)	If Control is Ownership Provide Percentage	Ultimate Controlling Entity(ies)/Person(s)	Is an SCA Filing Required? (Yes/No)	*
		.00000	62-1770924				SRPS, LLC	DE	NIA	Progressive Enterprises Holdings, Inc.	Ownership	100.000	UnitedHealth Group Incorporated	NO	
		.00000	75-2201400				St. Cloud Outpatient Surgery, Ltd., a Minnesota Limited Partnership	..MN	..NIA	St. Cloud Surgical Center, LLC	Ownership	17.371	UnitedHealth Group Incorporated	NO	2
		.00000	41-1348916				St. Cloud Surgical Center, LLC	DE	NIA	Surgery Center Holding, LLC	Ownership	100.000	UnitedHealth Group Incorporated	NO	
		.00000	61-1748081				St. Louis Cardiovascular Institute, LLC	..MO	..NIA	SCA-St. Louis Holdings, LLC	Ownership	51.000	UnitedHealth Group Incorporated	NO	
		.00000	61-1754451				St. Louis Specialty Surgical Center, LLC	..MO	..NIA	SCA-St. Louis Holdings, LLC	Ownership	56.812	UnitedHealth Group Incorporated	NO	
		.00000	85-2023852				Stonegate JV Partners, LLC	..TX	..NIA	SCA Stonegate Holdings, LLC	Ownership	39.216	UnitedHealth Group Incorporated	NO	2
		.00000	20-1211544				Stonegate Surgery Center, L.P.	..TX	..NIA	Stonegate JV Partners, LLC	Ownership	51.000	UnitedHealth Group Incorporated	NO	
		.00000	20-1211544				Stonegate Surgery Center, L.P.	..TX	..NIA	SCA Stonegate Holdings, LLC	Ownership	12.335	UnitedHealth Group Incorporated	NO	
		.00000	47-4990107				Summer Street ASC, LLC	..CT	..NIA	SCA Specialty Holdings of Connecticut, LLC	Ownership	49.000	UnitedHealth Group Incorporated	NO	2
		.00000	06-1082848				SunSurgery, LLC	..DE	..NIA	Surgical Care Affiliates, LLC	Ownership	100.000	UnitedHealth Group Incorporated	NO	
		.00000	82-5164277				Surgery Center at Cherry Creek, LLC	..CO	..NIA	SCA-Denver Physicians Holdings, LLC	Ownership	100.000	UnitedHealth Group Incorporated	NO	
		.00000	85-4085692				Surgery Center at Cottonwood, LLC	..UT	..NIA	SCA Cottonwood Holdings, LLC	Ownership	55.000	UnitedHealth Group Incorporated	NO	
		.00000	85-4085559				Surgery Center at Grove Creek, LLC	..UT	..NIA	SCA Grove Creek Holdings, LLC	Ownership	51.000	UnitedHealth Group Incorporated	NO	
		.00000	82-5207693				Surgery Center at Kissing Camels, LLC	..CO	..NIA	SCA-Kissing Camels Holdings, LLC	Ownership	68.600	UnitedHealth Group Incorporated	NO	
		.00000	85-4070407				Surgery Center at South Ogden, LLC	..UT	..NIA	SCA South Ogden Holdings, LLC	Ownership	55.000	UnitedHealth Group Incorporated	NO	
		.00000	81-3129674				Surgery Center at St. Vincent, LLC	..OR	..NIA	Providence & SCA On-Campus Holdings, LLC	Ownership	57.700	UnitedHealth Group Incorporated	NO	2
		.00000	62-1739361				Surgery Center Holding, LLC	..DE	..NIA	Surgical Care Affiliates, LLC	Ownership	100.000	UnitedHealth Group Incorporated	NO	
		.00000	62-1509341				Surgery Center of Boca Raton, Inc.	..FL	..NIA	Surgical Health, LLC	Ownership	100.000	UnitedHealth Group Incorporated	NO	
		.00000	63-1214140				Surgery Center of Colorado Springs, LLC	..DE	..NIA	SC Affiliates, LLC	Ownership	100.000	UnitedHealth Group Incorporated	NO	
		.00000	42-1166764				Surgery Center of Des Moines, LLC	..DE	..NIA	Surgery Center Holding, LLC	Ownership	100.000	UnitedHealth Group Incorporated	NO	
		.00000	72-1349752				Surgery Center of Easton, LLC	..DE	..NIA	SC Affiliates, LLC	Ownership	100.000	UnitedHealth Group Incorporated	NO	
		.00000	63-1212213				Surgery Center of Ellicott City, Inc.	..DE	..NIA	SC Affiliates, LLC	Ownership	100.000	UnitedHealth Group Incorporated	NO	
		.00000	20-1733152				Surgery Center of Fairfield County, LLC	..DE	..NIA	SunSurgery, LLC	Ownership	6.644	UnitedHealth Group Incorporated	NO	2
		.00000	20-1733152				Surgery Center of Fairfield County, LLC	..DE	..NIA	SCA-Connecticut Partners, LLC	Ownership	51.000	UnitedHealth Group Incorporated	NO	2
		.00000	62-1179539				Surgery Center of Lexington, LLC	..DE	..NIA	SC Affiliates, LLC	Ownership	49.000	UnitedHealth Group Incorporated	NO	2
		.00000	62-1179537				Surgery Center of Louisville, LLC	..DE	..NIA	SC Affiliates, LLC	Ownership	100.000	UnitedHealth Group Incorporated	NO	
		.00000	63-1231944				Surgery Center of Maui, LLC	..DE	..NIA	SC Affiliates, LLC	Ownership	100.000	UnitedHealth Group Incorporated	NO	
		.00000	63-2600045				Surgery Center of Mt. Scott, LLC	..OR	..NIA	Providence & SCA Off-Campus Holdings, LLC	Ownership	51.000	UnitedHealth Group Incorporated	NO	2
		.00000	63-1194204				Surgery Center of Muskogee, LLC	..DE	..NIA	SC Affiliates, LLC	Ownership	100.000	UnitedHealth Group Incorporated	NO	
		.00000	11-3701564				Surgery Center of Rockville, L.L.C.	..MD	..NIA	SCA-Rockville, LLC	Ownership	59.000	UnitedHealth Group Incorporated	NO	
		.00000	63-1212214				Surgery Center of Southern Pines, LLC	..DE	..NIA	Surgery Center Holding, LLC	Ownership	100.000	UnitedHealth Group Incorporated	NO	
		.00000	82-3448050				Surgery Center of The Woodlands, LLC	..TX	..NIA	SCA-Woodlands Holdings, LLC	Ownership	54.790	UnitedHealth Group Incorporated	NO	
		.00000	36-3562598				Surgery Centers of Des Moines, Ltd., an Iowa Limited Partnership	..IA	..NIA	Surgery Center of Des Moines, LLC	Ownership	57.450	UnitedHealth Group Incorporated	NO	
		.00000	68-0282268				Surgery Centers-West Holdings, LLC	..DE	..NIA	Surgical Care Affiliates, LLC	Ownership	100.000	UnitedHealth Group Incorporated	NO	
		.00000	20-8922307				Surgical Care Affiliates, LLC	..DE	..NIA	SCA1 Holdings, LLC	Ownership	100.000	UnitedHealth Group Incorporated	NO	
		.00000	46-2971080				Surgical Care Partners of Melbourne, LLC	..DE	..NIA	SHC Melbourne, Inc.	Ownership	76.164	UnitedHealth Group Incorporated	NO	
		.00000	75-1925497				Surgical Caregivers of Fort Worth, LLC	..TX	..NIA	Surgical Care Affiliates, LLC	Influence	0.000	UnitedHealth Group Incorporated	NO	
		.00000	63-1251243				Surgical Center of Greensboro, LLC	..NC	..NIA	NSC Greensboro, LLC	Ownership	35.716	UnitedHealth Group Incorporated	NO	2
		.00000	22-2709324				Surgical Center of South Jersey, Limited Partnership	..NJ	..NIA	SCA-South Jersey, LLC	Ownership	64.598	UnitedHealth Group Incorporated	NO	2
		.00000	22-2709324				Surgical Center of South Jersey, Limited Partnership	..NJ	..NIA	SC Affiliates, LLC	Ownership	4.502	UnitedHealth Group Incorporated	NO	2
		.00000	63-1138507				Surgical Center of Tuscaloosa Holdings, LLC	..AL	..NIA	Surgical Care Affiliates, LLC	Ownership	100.000	UnitedHealth Group Incorporated	NO	
		.00000	65-1321064				Surgical Eye Experts, LLC	..MA	..NIA	Reliant Medical Group, Inc.	Ownership	100.000	UnitedHealth Group Incorporated	NO	1
		.00000	63-3113263				Surgical Health Of Orlando, LLC	..FL	..NIA	Surgical Health, LLC	Ownership	79.802	UnitedHealth Group Incorporated	NO	
		.00000	58-1941168				Surgical Health, LLC	..DE	..NIA	Surgical Care Affiliates, LLC	Ownership	100.000	UnitedHealth Group Incorporated	NO	
		.00000	27-0168681				Surgical Hospital Holdings of Oklahoma, LLC	..DE	..NIA	SCA Surgery Holdings, LLC	Ownership	100.000	UnitedHealth Group Incorporated	NO	
		.00000	84-4983977				Surgical Management Solutions, LLC	..DE	..NIA	SC Affiliates, LLC	Ownership	100.000	UnitedHealth Group Incorporated	NO	
		.00000	22-2529259				Surgicare of Central Jersey, LLC	..NJ	..NIA	Virtua-SCA Holdings, LLC	Ownership	55.000	UnitedHealth Group Incorporated	NO	2
		.00000	64-0629000				Surgicare of Jackson, LLC	..DE	..NIA	Surgery Center Holding, LLC	Ownership	100.000	UnitedHealth Group Incorporated	NO	

ANNUAL STATEMENT FOR THE YEAR 2021 OF THE UnitedHealthcare Plan of the River Valley, Inc.

SCHEDULE Y
PART 1A - DETAIL OF INSURANCE HOLDING COMPANY SYSTEM

1	2	3	4	5	6	7	8	9	10	11	12	13	14	15	16
Group Code	Group Name	NAIC Company Code	ID Number	Federal RSSD	CIK	Name of Securities Exchange if Publicly Traded (U.S. or International)	Names of Parent, Subsidiaries Or Affiliates	Domi-ciliary Location	Relation-ship to Reporting Entity	Directly Controlled by (Name of Entity/Person)	Type of Control (Ownership, Board, Management, Attorney-in-Fact, Influence, Other)	If Control is Ownership Provide Percentage	Ultimate Controlling Entity(ies)/Person(s)	Is an SCA Filing Re-quired? (Yes/No)	*
		.0000	75-2162993				Surgicare of Jackson, Ltd., a Mississippi Limited Partnership	MS	NIA	Surgicare of Jackson, LLC	Ownership	40.000	UnitedHealth Group Incorporated	NO	2
		.0000	75-2287141				Surgicare of Joliet, Inc.	IL	NIA	Surgery Center Holding, LLC	Ownership	100.000	UnitedHealth Group Incorporated	NO	
		.0000	75-2501191				Surgicare of La Veta, Inc.	CA	NIA	Surgery Centers-West Holdings, LLC	Ownership	100.000	UnitedHealth Group Incorporated	NO	
		.0000	75-2507129				Surgicare of La Veta, Ltd., a California Limited Partnership	CA	NIA	Beach Surgical Holdings III, LLC	Ownership	30.666	UnitedHealth Group Incorporated	NO	2
		.0000	41-1437636				Surgicare of Minneapolis, LLC	DE	NIA	Surgery Center Holding, LLC	Ownership	100.000	UnitedHealth Group Incorporated	NO	
		.0000	41-1624905				Surgicare of Minneapolis, Ltd., a Minnesota Limited Partnership	MIN	NIA	Surgicare of Minneapolis, LLC	Ownership	24.000	UnitedHealth Group Incorporated	NO	2
		.0000	75-2459713				Surgicare of Mobile, LLC	DE	NIA	Surgery Center Holding, LLC	Ownership	100.000	UnitedHealth Group Incorporated	NO	
		.0000	75-2459715				Surgicare of Mobile, Ltd.	AL	NIA	Surgicare of Mobile, LLC	Ownership	20.000	UnitedHealth Group Incorporated	NO	2
		.0000	75-2448926				Surgicare of Oceanside, Inc.	CA	NIA	Surgery Center Holding, LLC	Ownership	100.000	UnitedHealth Group Incorporated	NO	
		.0000	75-2184730				Surgicare of Owensboro, LLC	DE	NIA	Surgery Center Holding, LLC	Ownership	100.000	UnitedHealth Group Incorporated	NO	
		.0000	75-2200171				Surgicare of Salem, LLC	DE	NIA	Surgery Center Holding, LLC	Ownership	100.000	UnitedHealth Group Incorporated	NO	
		.0000	35-1975122				Surgicare, LLC	IN	NIA	SCA-Surgicare, LLC	Ownership	53.684	UnitedHealth Group Incorporated	NO	
		.0000	95-3329855				Surgicenters of Southern California, Inc.	CA	NIA	Surgery Center Holding, LLC	Ownership	100.000	UnitedHealth Group Incorporated	NO	
		.0000	85-0571986				SVHS-SCA Florida JV, LLC	DE	NIA	SCA-Sacred Heart Holdings, LLC	Ownership	51.000	UnitedHealth Group Incorporated	NO	
		.0000	46-1536748				Symphonix Health Holdings LLC	DE	NIA	United HealthCare Services, Inc.	Ownership	100.000	UnitedHealth Group Incorporated	NO	
		.0000	93-1172065				Talbert Medical Group, P.C.	CA	NIA	HealthCare Partners Affiliates Medical Group	Ownership	100.000	UnitedHealth Group Incorporated	NO	1
		.0000	47-4751035				TeamMD Holdings, Inc.	DE	NIA	AmeriChoice Corporation	Ownership	100.000	UnitedHealth Group Incorporated	NO	
		.0000	47-4850893				TeamMD Iowa, Inc.	DE	NIA	TeamMD Holdings, Inc.	Ownership	100.000	UnitedHealth Group Incorporated	NO	
		.0000	35-2584893				TeamMD Physicians of Texas, Inc.	TX	NIA	TeamMD Holdings, Inc.	Ownership	100.000	UnitedHealth Group Incorporated	NO	
		.0000	42-1446216				TeamMD Physicians, P.C.	IA	NIA	Physician(s) Owned	Influence	0.000	UnitedHealth Group Incorporated	NO	1
		.0000	82-1019055				TeamUP Insurance Services, Inc.	CA	NIA	HealthMarkets Insurance Agency, Inc.	Ownership	100.000	UnitedHealth Group Incorporated	NO	
		.0000					Tecnología de Información en Salud S.A.	CHL	NIA	Clínica Santa María S.p.A.	Ownership	50.000	UnitedHealth Group Incorporated	NO	
		.0000					Tecnología de Información en Salud S.A.	CHL	NIA	Clínica Dávila y Servicios Médicos S.p.A.	Ownership	50.000	UnitedHealth Group Incorporated	NO	
		.0000	38-3897811				Texas Health Craig Ranch Surgery Center, LLC	TX	NIA	Surgical Care Affiliates, LLC	Influence	0.000	UnitedHealth Group Incorporated	NO	
		.0000	80-0866449				Texas Health Flower Mound Orthopedic Surgery Center, LLC	TX	NIA	Surgical Care Affiliates, LLC	Influence	0.000	UnitedHealth Group Incorporated	NO	
		.0000	81-4977249				Texas Health Orthopedic Surgery Center Alliance, LLC	TX	NIA	Surgical Care Affiliates, LLC	Influence	0.000	UnitedHealth Group Incorporated	NO	
		.0000	82-2296081				Texas Health Surgery Center Alliance, LLC	TX	NIA	Surgical Care Affiliates, LLC	Influence	0.000	UnitedHealth Group Incorporated	NO	
		.0000	82-1307876				Texas Health Surgery Center Bedford, LLC	TX	NIA	Surgical Care Affiliates, LLC	Influence	0.000	UnitedHealth Group Incorporated	NO	
		.0000	85-1225852				Texas Health Surgery Center Chisholm Trail, LLC	TX	NIA	Surgical Care Affiliates, LLC	Influence	0.000	UnitedHealth Group Incorporated	NO	
		.0000	83-1085415				Texas Health Surgery Center Irving, LLC	TX	NIA	Surgical Care Affiliates, LLC	Influence	0.000	UnitedHealth Group Incorporated	NO	
		.0000	83-0781259				Texas Health Surgery Center Las Colinas, LLC	TX	NIA	Surgical Care Affiliates, LLC	Influence	0.000	UnitedHealth Group Incorporated	NO	
		.0000	20-3991622				Texas Health Surgery Center Preston Plaza, LLC	TX	NIA	Surgical Care Affiliates, LLC	Influence	0.000	UnitedHealth Group Incorporated	NO	
		.0000	47-4425996				Texas Health Surgery Center Rockwall, LLC	TX	NIA	Surgical Care Affiliates, LLC	Influence	0.000	UnitedHealth Group Incorporated	NO	
		.0000	84-3814490				Texas Health Surgery Center Southwest Fort Worth, LLC	TX	NIA	Surgical Care Affiliates, LLC	Influence	0.000	UnitedHealth Group Incorporated	NO	
		.0000	83-1464243				Texas Health Surgery Center Waxahachie, LLC	TX	NIA	Surgical Care Affiliates, LLC	Influence	0.000	UnitedHealth Group Incorporated	NO	
		.0000	84-1953918				Texas Health Surgery Center Willow Park, LLC	TX	NIA	Surgical Care Affiliates, LLC	Influence	0.000	UnitedHealth Group Incorporated	NO	
		.0000	52-1468699				The Advisory Board Company	DE	NIA	OptumInsight, Inc.	Ownership	100.000	UnitedHealth Group Incorporated	NO	
.0707	UnitedHealth Group Incorporated	.61832	52-0676509				The Chesapeake Life Insurance Company	OK	IA	HealthMarkets Group, Inc.	Ownership	100.000	UnitedHealth Group Incorporated	NO	
		.0000	91-0214500				The Everett Clinic, PLLC	WA	NIA	Everett Physicians, Inc. P.S.	Ownership	100.000	UnitedHealth Group Incorporated	NO	1
		.0000	20-5562797				The Eye Surgery Center of the Carolinas, L.P.	NC	NIA	Surgery Center of Southern Pines, LLC	Ownership	20.000	UnitedHealth Group Incorporated	NO	2
		.0000	56-1970224				The Lewin Group, Inc.	NC	NIA	Optum Public Sector Solutions, Inc.	Ownership	100.000	UnitedHealth Group Incorporated	NO	

ANNUAL STATEMENT FOR THE YEAR 2021 OF THE UnitedHealthcare Plan of the River Valley, Inc.

SCHEDULE Y
PART 1A - DETAIL OF INSURANCE HOLDING COMPANY SYSTEM

1	2	3	4	5	6	7	8	9	10	11	12	13	14	15	16
Group Code	Group Name	NAIC Company Code	ID Number	Federal RSSD	CIK	Name of Securities Exchange if Publicly Traded (U.S. or International)	Names of Parent, Subsidiaries Or Affiliates	Domi-ciliary Location	Relation-ship to Reporting Entity	Directly Controlled by (Name of Entity/Person)	Type of Control (Ownership, Board, Management, Attorney-in-Fact, Influence, Other)	If Control is Ownership Provide Percentage	Ultimate Controlling Entity(ies)/Person(s)	Is an SCA Filing Re-quired? (Yes/No)	*
		.0000	61-1409045				The Outpatient Surgery Center of Hilton Head, LLC	SC	NIA	SCA-Hilton Head, LLC	Ownership	20.000	UnitedHealth Group Incorporated	NO	2
		.0000	83-1192367				The Polyclinic MSO, LLC	DE	NIA	Collaborative Care Holdings, LLC	Ownership	80.100	UnitedHealth Group Incorporated	NO	
		.0000	91-0369070				The Polyclinic, PLLC	WA	NIA	Polyclinic Holdings, P.C.	Ownership	100.000	UnitedHealth Group Incorporated	NO	1
		.0000	72-1349755				The Surgery Center of Easton, L.P.	TN	NIA	Surgery Center of Easton, LLC	Ownership	49.000	UnitedHealth Group Incorporated	NO	2
		.0000	06-1552689				The Surgical Center of Connecticut, LLC	CT	NIA	SCA-Main Street, LLC	Ownership	72.714	UnitedHealth Group Incorporated	NO	2
		.0000	37-1446353				The Surgical Center of the Treasure Coast, L.L.C.	FL	NIA	SCA-St. Lucie, LLC	Ownership	51.000	UnitedHealth Group Incorporated	NO	
		.0000	26-1579919				Thomas Johnson Surgery Center, LLC	MD	NIA	SCA-Frederick, LLC	Ownership	60.000	UnitedHealth Group Incorporated	NO	
		.0000	25-1825549				Three Rivers Holdings, Inc.	DE	NIA	AmeriChoice Corporation	Ownership	100.000	UnitedHealth Group Incorporated	NO	
		.0000	63-1194203				Three Rivers Surgical Care, L.P.	TN	NIA	Surgery Center of Muskogee, LLC	Ownership	14.904	UnitedHealth Group Incorporated	NO	
		.0000	63-1194203				Three Rivers Surgical Care, L.P.	TN	NIA	Muskogee Surgical Investors, LLC	Ownership	85.096	UnitedHealth Group Incorporated	NO	
		.0000	59-3143128				Tmesys, LLC	FL	NIA	PMSI Holdings, LLC	Ownership	100.000	UnitedHealth Group Incorporated	NO	
		.0000	98-1287904				Topimagem Diagnóstico por Imagem Ltda.	BRA	NIA	Esho - Empresa de Serviços Hospitalares S.A.	Ownership	100.000	UnitedHealth Group Incorporated	NO	
		.0000	83-1528858				Trails Edge Surgery Center, LLC	FL	NIA	SCA-Bonita Springs, LLC	Ownership	51.000	UnitedHealth Group Incorporated	NO	
		.0000	83-1528858				Trails Edge Surgery Center, LLC	FL	NIA	SC Affiliates, LLC	Ownership	1.000	UnitedHealth Group Incorporated	NO	
		.0000	46-5482620				Trauma Surgery Affiliates, LLC	TX	NIA	National Surgery Centers, LLC	Ownership	49.000	UnitedHealth Group Incorporated	NO	2
		.0000	52-1431155				Travel Express Incorporated	MD	NIA	FrontierMEDEX, Inc.	Ownership	100.000	UnitedHealth Group Incorporated	NO	
		.0000	46-2613170				Treasure Valley Emerald Properties, LLC	DE	NIA	Treasure Valley Hospital Limited Partnership	Ownership	100.000	UnitedHealth Group Incorporated	NO	2
		.0000	33-0592165				Treasure Valley Hospital Limited Partnership	ID	NIA	Surgical Health, LLC	Ownership	37.295	UnitedHealth Group Incorporated	NO	2
		.0000	47-3788473				Tri-County Surgery Center, LLC	PA	NIA	Virtua-SCA Holdings II, LLC	Ownership	55.000	UnitedHealth Group Incorporated	NO	2
.0707	UnitedHealth Group Incorporated	.15737	47-3788473				Tufts Health Freedom Insurance Company	NH	IA	Tufts Health Freedom Plans, Inc.	Ownership	100.000	UnitedHealth Group Incorporated	NO	
		.0000	30-0858646				Tufts Health Freedom Plans, Inc.	DE	NIA	United HealthCare Services, Inc.	Ownership	100.000	UnitedHealth Group Incorporated	NO	
		.0000	63-0974161				Tuscaloosa Surgical Center, L.P.	AL	NIA	Surgical Center of Tuscaloosa Holdings, LLC	Ownership	30.000	UnitedHealth Group Incorporated	NO	2
		.0000	94-3077084				U.S. Behavioral Health Plan, California	CA	IA	United Behavioral Health	Ownership	100.000	UnitedHealth Group Incorporated	NO	
		.0000	98-1388279				UHC Finance (Ireland) Unlimited Company	IRL	NIA	UnitedHealth Group International Finance (Ireland) Unlimited Company	Ownership	100.000	UnitedHealth Group Incorporated	NO	
		.0000	41-1913059				UHC International Services, Inc.	DE	NIA	UnitedHealth Group Incorporated	Ownership	100.000	UnitedHealth Group Incorporated	NO	
		.0000	95-2931460				UHC of California	CA	IA	United HealthCare Services, Inc.	Ownership	100.000	UnitedHealth Group Incorporated	NO	
		.0000	98-1103713				UHC - FZE	ARE	NIA	UnitedHealthcare Global Medical (UK) Limited	Ownership	100.000	UnitedHealth Group Incorporated	NO	
		.0000	98-1372063				UHC Holdings (Ireland) Limited	IRL	NIA	United HealthCare Services, Inc.	Ownership	100.000	UnitedHealth Group Incorporated	NO	
		.0000	98-1372064				UHC Services (Ireland) Limited	IRL	NIA	UHC Holdings (Ireland) Limited	Ownership	100.000	UnitedHealth Group Incorporated	NO	
		.0000	98-0559902				UHG Holdings UK IV Limited	GBR	NIA	Bordeaux UK Holdings I Limited	Ownership	100.000	UnitedHealth Group Incorporated	NO	
		.0000	98-1249178				UHG Holdings UK V Limited	GBR	NIA	UHG Holdings UK IV Limited	Ownership	100.000	UnitedHealth Group Incorporated	NO	
		.0000	98-1390073				UHG Holdings UK VI Limited	GBR	NIA	UnitedHealthcare International VII S.à r.l.	Ownership	99.999	UnitedHealth Group Incorporated	NO	
		.0000	98-1390073				UHG Holdings UK VI Limited	GBR	NIA	CentriflyHealth, LLC	Ownership	0.001	UnitedHealth Group Incorporated	NO	
		.0000	41-1921008				UHC Holdings, Inc.	DE	NIA	United HealthCare Services, Inc.	Ownership	100.000	UnitedHealth Group Incorporated	NO	
		.0000	39-1995276				UMR, Inc.	DE	NIA	United HealthCare Services, Inc.	Ownership	100.000	UnitedHealth Group Incorporated	NO	
		.0000	98-1444648				Unidad Médica Diagnóstico S.A.	COL	NIA	Colmedica Medicina Prepagada S.A.	Ownership	92.380	UnitedHealth Group Incorporated	NO	
		.0000	98-1444648				Unidad Médica Diagnóstico S.A.	COL	NIA	Banmedica Internacional SpA	Ownership	7.620	UnitedHealth Group Incorporated	NO	
.0707	UnitedHealth Group Incorporated	.91529	52-1996029				Unimerica Insurance Company	WI	IA	OptumHealth Holdings, LLC	Ownership	100.000	UnitedHealth Group Incorporated	NO	
		.11596	01-0637149				Unimerica Life Insurance Company of New York	NY	IA	UnitedHealthcare Insurance Company	Ownership	100.000	UnitedHealth Group Incorporated	NO	
		.0000	20-5917714				Unison Health Plan of Delaware, Inc.	DE	IA	Three Rivers Holdings, Inc.	Ownership	100.000	UnitedHealth Group Incorporated	NO	
		.0000	94-2649097				United Behavioral Health	CA	NIA	OptumHealth Holdings, LLC	Ownership	100.000	UnitedHealth Group Incorporated	NO	
		.0000	41-1868911				United Behavioral Health of New York, I.P.A., Inc.	NY	NIA	United Behavioral Health	Ownership	100.000	UnitedHealth Group Incorporated	NO	
		.0000	75-2583080				United Group Reinsurance, Inc.	TCA	NIA	HealthMarkets, LLC	Ownership	100.000	UnitedHealth Group Incorporated	NO	

ANNUAL STATEMENT FOR THE YEAR 2021 OF THE UnitedHealthcare Plan of the River Valley, Inc.

SCHEDULE Y
PART 1A - DETAIL OF INSURANCE HOLDING COMPANY SYSTEM

1	2	3	4	5	6	7	8	9	10	11	12	13	14	15	16
Group Code	Group Name	NAIC Company Code	ID Number	Federal RSSD	CIK	Name of Securities Exchange if Publicly Traded (U.S. or International)	Names of Parent, Subsidiaries Or Affiliates	Domi-ciliary Location	Relation-ship to Reporting Entity	Directly Controlled by (Name of Entity/Person)	Type of Control (Ownership, Board, Management, Attorney-in-Fact, Influence, Other)	If Control is Ownership Provide Percentage	Ultimate Controlling Entity(ies)/Person(s)	Is an SCA Filing Re-quired? (Yes/No)	*
		.00000	41-1289245	3410132			United HealthCare Services, Inc.	MN	UIP	UnitedHealth Group Incorporated	Ownership	100.000	UnitedHealth Group Incorporated	NO	
		.00000	30-0318238				United Resource Networks IPA of New York, Inc.	NY	NIA	OptumHealth Care Solutions, LLC	Ownership	100.000	UnitedHealth Group Incorporated	NO	
		.00000	01-0538317				UnitedHealth Advisors, LLC	ME	NIA	United HealthCare Services, Inc.	Ownership	100.000	UnitedHealth Group Incorporated	NO	
		.00000	41-1321939	4665014	0000731766	New York Stock Exchange	UnitedHealth Group Incorporated	DE	UIP	Self	Ownership	100.000	UnitedHealth Group Incorporated	NO	
		.00000	98-1422474				UnitedHealth Group International Finance (Ireland) Unlimited Company	IRL	NIA	UnitedHealthcare Europe S.à r.l.	Ownership	100.000	UnitedHealth Group Incorporated	NO	
		.00000	46-3311984				UnitedHealth Group Ventures, LLC	DE	NIA	UnitedHealth Group Incorporated	Ownership	100.000	UnitedHealth Group Incorporated	NO	
		.00000	41-1917398				UnitedHealth International, Inc.	DE	NIA	UnitedHealth Group Incorporated	Ownership	100.000	UnitedHealth Group Incorporated	NO	
		.00000	26-2574977				UnitedHealth Military & Veterans Services, LLC	DE	NIA	United HealthCare Services, Inc.	Ownership	100.000	UnitedHealth Group Incorporated	NO	
.0707	UnitedHealth Group Incorporated	.95174	33-0115163				UnitedHealthcare Benefits of Texas, Inc.	TX	IA	United HealthCare Services, Inc.	Ownership	100.000	UnitedHealth Group Incorporated	NO	
		.00000	47-3221444				UnitedHealthcare Benefits Plan of California	CA	IA	United HealthCare Services, Inc.	Ownership	100.000	UnitedHealth Group Incorporated	NO	
		.00000	46-4348775				UnitedHealthcare Community Plan of California, Inc.	CA	IA	United HealthCare Services, Inc.	Ownership	100.000	UnitedHealth Group Incorporated	NO	
.0707	UnitedHealth Group Incorporated	.13168	26-2688274				UnitedHealthcare Community Plan of Georgia, Inc.	GA	IA	AmeriChoice Corporation	Ownership	100.000	UnitedHealth Group Incorporated	NO	
.0707	UnitedHealth Group Incorporated	.12323	56-2451429				UnitedHealthcare Community Plan of Ohio, Inc.	OH	IA	Three Rivers Holdings, Inc.	Ownership	100.000	UnitedHealth Group Incorporated	NO	
.0707	UnitedHealth Group Incorporated	.11141	91-2008361				UnitedHealthcare Community Plan of Texas, L.L.C.	TX	IA	Ovations, Inc.	Ownership	100.000	UnitedHealth Group Incorporated	NO	
.0707	UnitedHealth Group Incorporated	.95467	38-3204052				UnitedHealthcare Community Plan, Inc.	MI	IA	AmeriChoice Corporation	Ownership	100.000	UnitedHealth Group Incorporated	NO	
		.00000	98-1200034				UnitedHealthcare Consulting & Assistance Service (Beijing) Co., Ltd.	CHN	NIA	UnitedHealthcare International I B.V.	Ownership	100.000	UnitedHealth Group Incorporated	NO	
		.00000	98-1199879				UnitedHealthcare Europe S.à r.l.	LUX	NIA	Bordeaux UK Holdings II Limited	Ownership	100.000	UnitedHealth Group Incorporated	NO	
.0707	UnitedHealth Group Incorporated	.79413	98-1029201				UnitedHealthcare Global Medical (UK) Limited	GBR	NIA	UnitedHealthcare International I B.V.	Ownership	100.000	UnitedHealth Group Incorporated	NO	
		.00000	36-2739571				UnitedHealthcare Insurance Company	CT	IA	UHC Holdings, Inc.	Ownership	100.000	UnitedHealth Group Incorporated	NO	
.0707	UnitedHealth Group Incorporated	.84549	38-2044243				UnitedHealthcare Insurance Company of America	IL	IA	Symphonix Health Holdings LLC	Ownership	100.000	UnitedHealth Group Incorporated	NO	
.0707	UnitedHealth Group Incorporated	.60318	36-3800349				UnitedHealthcare Insurance Company of Illinois	IL	IA	UnitedHealthcare Insurance Company	Ownership	100.000	UnitedHealth Group Incorporated	NO	
.0707	UnitedHealth Group Incorporated	.60093	11-3283886				UnitedHealthcare Insurance Company of New York	NY	IA	UnitedHealthcare Insurance Company	Ownership	100.000	UnitedHealth Group Incorporated	NO	
.0707	UnitedHealth Group Incorporated	.12231	20-1902768				UnitedHealthcare Insurance Company of the River Valley	IL	IA	UnitedHealthcare, Inc.	Ownership	100.000	UnitedHealth Group Incorporated	NO	
		.00000	98-1372065				UnitedHealthcare Insurance Designated Activity Company	IRL	NIA	UHC Holdings (Ireland) Limited	Ownership	100.000	UnitedHealth Group Incorporated	NO	
		.00000	86-0618309				UnitedHealthcare Integrated Services, Inc.	AZ	IA	Ovations, Inc.	Ownership	100.000	UnitedHealth Group Incorporated	NO	
		.00000	41-1988797				UnitedHealthcare International Asia, LLC	DE	NIA	UnitedHealth Group Incorporated	Ownership	100.000	UnitedHealth Group Incorporated	NO	
		.00000	98-1100512				UnitedHealthcare International I B.V.	NLD	NIA	FrontierMEDEX US, Inc.	Ownership	100.000	UnitedHealth Group Incorporated	NO	
		.00000	98-1079459				UnitedHealthcare International II S.à r.l.	LUX	NIA	Bordeaux UK Holdings I Limited	Ownership	100.000	UnitedHealth Group Incorporated	NO	
		.00000	98-1340853				UnitedHealthcare International III B.V.	NLD	NIA	UnitedHealthcare Europe S.à r.l.	Ownership	100.000	UnitedHealth Group Incorporated	NO	
		.00000	98-1077436				UnitedHealthcare International III S.à r.l.	LUX	NIA	Optum Services (Ireland) Limited	Ownership	100.000	UnitedHealth Group Incorporated	NO	
		.00000	98-1080926				UnitedHealthcare International IV S.à r.l.	LUX	NIA	UnitedHealthcare International VIII S.à r.l.	Ownership	100.000	UnitedHealth Group Incorporated	NO	
		.00000	98-1372060				UnitedHealthcare International VII S.à r.l.	LUX	NIA	UHC Finance (Ireland) Unlimited Company	Ownership	100.000	UnitedHealth Group Incorporated	NO	
		.00000	98-1372062				UnitedHealthcare International VIII S.à r.l.	LUX	NIA	UnitedHealthcare International X S.à r.l.	Ownership	100.000	UnitedHealth Group Incorporated	NO	
.0707	UnitedHealth Group Incorporated	.97179	86-0207231				UnitedHealthcare International X S.à r.l.	LUX	NIA	UnitedHealthcare International III S.à r.l.	Ownership	100.000	UnitedHealth Group Incorporated	NO	
.0707	UnitedHealth Group Incorporated	.95784	63-0899562				UnitedHealthcare Life Insurance Company	WI	IA	Golden Rule Financial Corporation	Ownership	100.000	UnitedHealth Group Incorporated	NO	
.0707	UnitedHealth Group Incorporated	.95784	63-0899562				UnitedHealthcare of Alabama, Inc.	AL	IA	UnitedHealthcare, Inc.	Ownership	100.000	UnitedHealth Group Incorporated	NO	

ANNUAL STATEMENT FOR THE YEAR 2021 OF THE UnitedHealthcare Plan of the River Valley, Inc.

SCHEDULE Y
PART 1A - DETAIL OF INSURANCE HOLDING COMPANY SYSTEM

1	2	3	4	5	6	7	8	9	10	11	12	13	14	15	16
Group Code	Group Name	NAIC Company Code	ID Number	Federal RSSD	CIK	Name of Securities Exchange if Publicly Traded (U.S. or International)	Names of Parent, Subsidiaries Or Affiliates	Domi-ciliary Location	Relation-ship to Reporting Entity	Directly Controlled by (Name of Entity/Person)	Type of Control (Ownership, Board, Management, Attorney-in-Fact, Influence, Other)	If Control is Ownership Provide Percentage	Ultimate Controlling Entity(ies)/Person(s)	Is an SCA Filing Re-quired? (Yes/No)	*
.0707	UnitedHealth Group Incorporated	96016	86-0507074				UnitedHealthcare of Arizona, Inc.	AZ	IA	UnitedHealthcare, Inc.	Ownership	100.000	UnitedHealth Group Incorporated	NO	
.0707	UnitedHealth Group Incorporated	95446	63-1036819				UnitedHealthcare of Arkansas, Inc.	AR	IA	UnitedHealthcare, Inc.	Ownership	100.000	UnitedHealth Group Incorporated	NO	
.0707	UnitedHealth Group Incorporated	95090	84-1004639				UnitedHealthcare of Colorado, Inc.	CO	IA	UnitedHealthcare, Inc.	Ownership	100.000	UnitedHealth Group Incorporated	NO	
.0707	UnitedHealth Group Incorporated	95264	59-1293865				UnitedHealthcare of Florida, Inc.	FL	IA	UnitedHealthcare, Inc.	Ownership	100.000	UnitedHealth Group Incorporated	NO	
.0707	UnitedHealth Group Incorporated	95850	58-1653544				UnitedHealthcare of Georgia, Inc.	GA	IA	UnitedHealthcare, Inc.	Ownership	100.000	UnitedHealth Group Incorporated	NO	
.0707	UnitedHealth Group Incorporated	95776	36-3280214				UnitedHealthcare of Illinois, Inc.	IL	IA	UnitedHealthcare, Inc.	Ownership	100.000	UnitedHealth Group Incorporated	NO	
.0707	UnitedHealth Group Incorporated	96644	62-1240316				UnitedHealthcare of Kentucky, Ltd.	KY	IA	UnitedHealthcare, Inc.	Ownership	5.828	UnitedHealth Group Incorporated	NO	
.0707	UnitedHealth Group Incorporated	96644	62-1240316				UnitedHealthcare of Kentucky, Ltd.	KY	IA	United HealthCare Services, Inc.	Ownership	94.172	UnitedHealth Group Incorporated	NO	
.0707	UnitedHealth Group Incorporated	95833	72-1074008				UnitedHealthcare of Louisiana, Inc.	LA	IA	UnitedHealthcare, Inc.	Ownership	100.000	UnitedHealth Group Incorporated	NO	
.0707	UnitedHealth Group Incorporated	95716	63-1036817				UnitedHealthcare of Mississippi, Inc.	MS	IA	UnitedHealthcare, Inc.	Ownership	100.000	UnitedHealth Group Incorporated	NO	
.0707	UnitedHealth Group Incorporated	95149	05-0413469				UnitedHealthcare of New England, Inc.	RI	IA	United HealthCare Services, Inc.	Ownership	100.000	UnitedHealth Group Incorporated	NO	
.0707	UnitedHealth Group Incorporated	13214	26-2697886				UnitedHealthcare of New Mexico, Inc.	NM	IA	UnitedHealthcare Insurance Company	Ownership	100.000	UnitedHealth Group Incorporated	NO	
.0707	UnitedHealth Group Incorporated	95085	06-1172891				UnitedHealthcare of New York, Inc.	NY	IA	AmeriChoice Corporation	Ownership	100.000	UnitedHealth Group Incorporated	NO	
.0707	UnitedHealth Group Incorporated	95103	56-1461010				UnitedHealthcare of North Carolina, Inc.	NC	IA	UnitedHealthcare, Inc.	Ownership	100.000	UnitedHealth Group Incorporated	NO	
.0707	UnitedHealth Group Incorporated	95186	31-1142815				UnitedHealthcare of Ohio, Inc.	OH	IA	United HealthCare Services, Inc.	Ownership	100.000	UnitedHealth Group Incorporated	NO	
.0707	UnitedHealth Group Incorporated	96903	33-0115166				UnitedHealthcare of Oklahoma, Inc.	OK	IA	United HealthCare Services, Inc.	Ownership	100.000	UnitedHealth Group Incorporated	NO	
.0707	UnitedHealth Group Incorporated	95893	93-0938819				UnitedHealthcare of Oregon, Inc.	OR	IA	United HealthCare Services, Inc.	Ownership	100.000	UnitedHealth Group Incorporated	NO	
.0707	UnitedHealth Group Incorporated	95220	25-1756858				UnitedHealthcare of Pennsylvania, Inc.	PA	IA	Three Rivers Holdings, Inc.	Ownership	100.000	UnitedHealth Group Incorporated	NO	
.0707	UnitedHealth Group Incorporated	16740	35-2674992				UnitedHealthcare of South Carolina, Inc.	SC	IA	UnitedHealthcare, Inc.	Ownership	100.000	UnitedHealth Group Incorporated	NO	
.0707	UnitedHealth Group Incorporated	95765	95-3939697				UnitedHealthcare of Texas, Inc.	TX	IA	UnitedHealthcare, Inc.	Ownership	100.000	UnitedHealth Group Incorporated	NO	
.0707	UnitedHealth Group Incorporated	95025	52-1130183				UnitedHealthcare of the Mid-Atlantic, Inc.	MD	IA	UnitedHealthcare, Inc.	Ownership	100.000	UnitedHealth Group Incorporated	NO	
.0707	UnitedHealth Group Incorporated	95591	47-0676824				UnitedHealthcare of the Midlands, Inc.	NE	IA	UnitedHealthcare, Inc.	Ownership	100.000	UnitedHealth Group Incorporated	NO	
.0707	UnitedHealth Group Incorporated	96385	43-1361841				UnitedHealthcare of the Midwest, Inc.	MO	IA	UnitedHealthcare, Inc.	Ownership	100.000	UnitedHealth Group Incorporated	NO	
.0707	UnitedHealth Group Incorporated	95685	86-0875231				UnitedHealthcare of the Rockies, Inc.	UT	IA	United HealthCare Services, Inc.	Ownership	100.000	UnitedHealth Group Incorporated	NO	
.0707	UnitedHealth Group Incorporated	95501	41-1488563				UnitedHealthcare of Utah, Inc.	UT	IA	UnitedHealthcare, Inc.	Ownership	100.000	UnitedHealth Group Incorporated	NO	
.0707	UnitedHealth Group Incorporated	48038	91-1312551				UnitedHealthcare of Washington, Inc.	WA	IA	United HealthCare Services, Inc.	Ownership	100.000	UnitedHealth Group Incorporated	NO	
.0707	UnitedHealth Group Incorporated	95710	39-1555888				UnitedHealthcare of Wisconsin, Inc.	WI	IA	UnitedHealthcare, Inc.	Ownership	100.000	UnitedHealth Group Incorporated	NO	
.0707	UnitedHealth Group Incorporated	95378	36-3379945				UnitedHealthcare Plan of the River Valley, Inc.	IL	RE	UnitedHealthcare, Inc.	Ownership	100.000	UnitedHealth Group Incorporated	NO	
		00000	47-0854646				UnitedHealthcare Service LLC	DE	NIA	UnitedHealthcare Insurance Company	Ownership	100.000	UnitedHealth Group Incorporated	NO	
		00000	01-0518346				UnitedHealthcare Specialty Benefits, LLC	ME	NIA	Specialty Benefits, LLC	Ownership	100.000	UnitedHealth Group Incorporated	NO	
		00000	41-1922511				UnitedHealthcare, Inc.	DE	UDP	United HealthCare Services, Inc.	Ownership	100.000	UnitedHealth Group Incorporated	NO	
		00000	27-0815205				Unity Health Network, LLC	DE	NIA	Collaborative Care Holdings, LLC	Ownership	80.100	UnitedHealth Group Incorporated	NO	
		00000	83-4657754				Upland Holdings, LLC	CA	NIA	NSC Upland, LLC	Ownership	58.991	UnitedHealth Group Incorporated	NO	
		00000	33-0812827				Upland Outpatient Surgical Center, L.P.	CA	NIA	Upland Holdings, LLC	Ownership	51.000	UnitedHealth Group Incorporated	NO	
		00000	26-0382877				Urgent Care Holdings, Inc.	DE	NIA	Optum Clinics Intermediate Holdings, Inc.	Ownership	100.000	UnitedHealth Group Incorporated	NO	
		00000	26-3667220				Urgent Care MSO, LLC	DE	NIA	Urgent Care Holdings, Inc.	Ownership	100.000	UnitedHealth Group Incorporated	NO	
		00000	75-2613230				Urology Associates of North Texas, P.L.L.C.	TX	NIA	USMD Affiliated Services	Ownership	100.000	UnitedHealth Group Incorporated	NO	
		00000	20-3887008				USHEALTH Academy, Inc.	TX	NIA	USHEALTH Group, Inc.	Ownership	100.000	UnitedHealth Group Incorporated	NO	
		00000	26-4163593				USHEALTH Administrators, LLC	DE	NIA	USHEALTH Group, Inc.	Ownership	100.000	UnitedHealth Group Incorporated	NO	
		00000	26-3887598				USHEALTH Advisors, LLC	TX	NIA	USHEALTH Career Agency, Inc.	Ownership	100.000	UnitedHealth Group Incorporated	NO	
		00000	75-2192748				USHEALTH Career Agency, Inc.	DE	NIA	USHEALTH Group, Inc.	Ownership	100.000	UnitedHealth Group Incorporated	NO	
		00000	75-2225185				USHEALTH Funding, Inc.	DE	NIA	USHEALTH Group, Inc.	Ownership	100.000	UnitedHealth Group Incorporated	NO	
		00000	73-1165000				USHEALTH Group, Inc.	DE	NIA	Golden Rule Financial Corporation	Ownership	100.000	UnitedHealth Group Incorporated	NO	
		00000	20-8048861				USMD Administrative Services, L.L.C.	TX	NIA	USMD Inc.	Ownership	100.000	UnitedHealth Group Incorporated	NO	
		00000	27-2956222				USMD Affiliated Services	TX	NIA	USMD Inc.	Ownership	100.000	UnitedHealth Group Incorporated	NO	
		00000	27-2803133				USMD Diagnostic Services, LLC	TX	NIA	WellMed Networks, Inc.	Ownership	100.000	UnitedHealth Group Incorporated	NO	1
		00000	27-2866866				USMD Holdings, Inc.	DE	NIA	WellMed Medical Management, Inc.	Ownership	100.000	UnitedHealth Group Incorporated	NO	
		00000	73-1662763				USMD Hospital at Arlington, L.P.	TX	NIA	MAT-RX DEVELOPMENT, L.L.C.	Ownership	45.396	UnitedHealth Group Incorporated	NO	1
		00000	20-3571243				USMD Hospital at Fort Worth, L.P.	TX	NIA	MAT-RX DEVELOPMENT, L.L.C.	Ownership	20.024	UnitedHealth Group Incorporated	NO	1
		00000	20-8050318				USMD Inc.	TX	NIA	USMD Holdings, Inc.	Ownership	100.000	UnitedHealth Group Incorporated	NO	
		00000	73-1662757				USMD of Arlington GP, L.L.C.	TX	NIA	MAT-RX DEVELOPMENT, L.L.C.	Ownership	100.000	UnitedHealth Group Incorporated	NO	1
		00000	35-2446102				USMD PPM, LLC	TX	NIA	USMD Inc.	Ownership	100.000	UnitedHealth Group Incorporated	NO	
		00000	87-0757396				Valley Physicians Network, Inc.	CA	NIA	PrimeCare Medical Network, Inc.	Ownership	100.000	UnitedHealth Group Incorporated	NO	

ANNUAL STATEMENT FOR THE YEAR 2021 OF THE UnitedHealthcare Plan of the River Valley, Inc.

SCHEDULE Y
PART 1A - DETAIL OF INSURANCE HOLDING COMPANY SYSTEM

1	2	3	4	5	6	7	8	9	10	11	12	13	14	15	16
Group Code	Group Name	NAIC Company Code	ID Number	Federal RSSD	CIK	Name of Securities Exchange if Publicly Traded (U.S. or International)	Names of Parent, Subsidiaries Or Affiliates	Domiciliary Location	Relationship to Reporting Entity	Directly Controlled by (Name of Entity/Person)	Type of Control (Ownership, Board, Management, Attorney-in-Fact, Influence, Other)	If Control is Ownership Provide Percentage	Ultimate Controlling Entity(ies)/Person(s)	Is an SCA Filing Required? (Yes/No)	*
		.00000	85-0780051				Vascular Labs of the Rockies ASC, LLC	DE	NIA	SCA-VLR Holdings Company, LLC	Ownership	51.000	UnitedHealth Group Incorporated	NO	
		.00000	81-2820395				Via Vitae MSO, LLC	DE	NIA	OC Cardiology Practice Partners, LLC	Ownership	70.000	UnitedHealth Group Incorporated	NO	
		.00000	98-1443076				Vida Integra S.p.A.	CHL	NIA	Saden S.A.	Ownership	0.000	UnitedHealth Group Incorporated	NO	
		.00000	98-1443076				Vida Integra S.p.A.	CHL	NIA	Banmedica S.A.	Ownership	100.000	UnitedHealth Group Incorporated	NO	
		.00000					Vida Tres S.A.	CHL	NIA	Clínica Dávila y Servicios Médicos S.p.A.	Ownership	0.000	UnitedHealth Group Incorporated	NO	
		.00000					Vida Tres S.A.	CHL	NIA	Banmedica S.A.	Ownership	100.000	UnitedHealth Group Incorporated	NO	
		.00000	85-2278858				Virtua-SCA Holdings II, LLC	DE	NIA	SCA Outside New Jersey, LLC	Ownership	45.000	UnitedHealth Group Incorporated	NO	2
		.00000	47-3247166				Virtua-SCA Holdings, LLC	NJ	NIA	SCA-New Jersey, LLC	Ownership	45.000	UnitedHealth Group Incorporated	NO	2
		.00000	47-4149749				Virtual Therapeutics Corporation	DE	NIA	Optum Labs, LLC	Ownership	5.613	UnitedHealth Group Incorporated	NO	
		.00000	47-4149749				Virtual Therapeutics Corporation		NIA	United HealthCare Services, Inc.	Ownership	36.552	UnitedHealth Group Incorporated	NO	
		.00000	47-4149749				Virtual Therapeutics Corporation	DE	NIA	UnitedHealth Group Ventures, LLC	Ownership	41.670	UnitedHealth Group Incorporated	NO	
		.00000	85-1453387				Vitucci, LCSW, P.C.	IL	NIA	Physician(s) Owned	Influence	0.000	UnitedHealth Group Incorporated	NO	1
		.00000	27-2624551				Vivify Health Canada, Inc.	CAN	NIA	Vivify Health, Inc.	Ownership	100.000	UnitedHealth Group Incorporated	NO	
		.00000	27-1348358				Vivify Health, Inc.	DE	NIA	OptumHealth Care Solutions, LLC	Ownership	100.000	UnitedHealth Group Incorporated	NO	1
		.00000	46-1558718				VPay Benefits Corporation	TX	NIA	VPay, Inc.	Ownership	100.000	UnitedHealth Group Incorporated	NO	
		.00000	85-4390422				VPay Intermediate Holdings, LLC	DE	NIA	Optum Financial, Inc.	Ownership	100.000	UnitedHealth Group Incorporated	NO	
		.00000	75-2405220				VPay, Inc.	TX	NIA	VPay Intermediate Holdings, LLC	Ownership	100.000	UnitedHealth Group Incorporated	NO	1
		.00000	36-4499777				Walnut Hill Surgery Center, LLC	TX	NIA	Surgical Care Affiliates, LLC	Influence	0.000	UnitedHealth Group Incorporated	NO	
		.00000	36-3469841				Wauwatosa Outpatient Surgery Center, LLC	DE	NIA	Surgery Centers-West Holdings, LLC	Ownership	100.000	UnitedHealth Group Incorporated	NO	1
		.00000	36-3469839				Wauwatosa Surgery Center, LLC	DE	NIA	Wauwatosa Outpatient Surgery Center, LLC	Ownership	20.000	UnitedHealth Group Incorporated	NO	2
		.00000	20-5429310				Wayland Square Surgicare Acquisition, L.P.	RI	NIA	Surgery Center Holding, LLC	Ownership	1.000	UnitedHealth Group Incorporated	NO	1
		.00000	20-5429310				Wayland Square Surgicare Acquisition, L.P.	RI	NIA	SC Affiliates, LLC	Ownership	99.000	UnitedHealth Group Incorporated	NO	1
		.00000	75-2500274				Wayland Square Surgicare GP, Inc.	RI	NIA	Surgery Center Holding, LLC	Ownership	100.000	UnitedHealth Group Incorporated	NO	
		.00000	46-2854394				Waypoint Minnesota PC	MN	NIA	Physician(s) Owned	Influence	0.000	UnitedHealth Group Incorporated	NO	1
		.00000	46-2859426				Waypoint Minnesota Sports PC	MN	NIA	Orthology Inc.	Ownership	100.000	UnitedHealth Group Incorporated	NO	
		.00000	84-2233329				WellMed Florida Medicare ACO, LLC	TX	NIA	WellMed Network of Florida, Inc.	Ownership	100.000	UnitedHealth Group Incorporated	NO	1
		.00000	84-2178104				WellMed Greater Texas Medicare ACO, LLC		NIA	WellMed Networks, Inc.	Ownership	100.000	UnitedHealth Group Incorporated	NO	1
		.00000	74-2574229				WellMed Medical Group, P.A.		NIA	Physician(s) Owned	Influence	0.000	UnitedHealth Group Incorporated	NO	1
		.00000	74-2797745				WellMed Medical Management of Florida, Inc.		NIA	WellMed Medical Management, Inc.	Ownership	100.000	UnitedHealth Group Incorporated	NO	
		.00000	74-2786364				WellMed Medical Management, Inc.		NIA	Collaborative Care Holdings, LLC	Ownership	85.000	UnitedHealth Group Incorporated	NO	
		.00000	35-2314192				WellMed Network of Florida, Inc.		NIA	WellMed Networks, Inc.	Ownership	100.000	UnitedHealth Group Incorporated	NO	1
		.00000	41-2250215				WellMed Networks - DFW, Inc.	TX	NIA	WellMed Networks, Inc.	Ownership	100.000	UnitedHealth Group Incorporated	NO	1
		.00000	74-2889447				WellMed Networks, Inc.	TX	NIA	Physician(s) Owned	Influence	0.000	UnitedHealth Group Incorporated	NO	1
		.00000	92-0183013				WellMed of Las Cruces, Inc.	TX	NIA	WellMed Networks, Inc.	Ownership	100.000	UnitedHealth Group Incorporated	NO	1
		.00000	84-2193803				WellMed Tampa/Orlando Medicare ACO, LLC	TX	NIA	WellMed Network of Florida, Inc.	Ownership	100.000	UnitedHealth Group Incorporated	NO	1
		.00000	84-2219968				WellMed Texas Medicare ACO, LLC	TX	NIA	WellMed Networks, Inc.	Ownership	100.000	UnitedHealth Group Incorporated	NO	1
		.00000	27-2809113				West Coast Endoscopy Holdings, LLC	DE	NIA	SCA Surgery Holdings, LLC	Ownership	100.000	UnitedHealth Group Incorporated	NO	
		.00000	06-1521999				Western Connecticut Orthopedic Surgical Center, LLC	CT	NIA	SCA-Western Connecticut, LLC	Ownership	58.911	UnitedHealth Group Incorporated	NO	1
		.00000	47-4468184				Westgreen Surgical Center, LLC	TX	NIA	SCA Westgreen Holdings, LLC	Ownership	51.001	UnitedHealth Group Incorporated	NO	
		.00000	85-3312235				WestHealth JV Holdings, LLC	DE	NIA	SCA West Health Holdings, LLC	Ownership	30.000	UnitedHealth Group Incorporated	NO	2
		.00000	37-1763155				WestHealth Surgery Center, LLC		NIA	WestHealth JV Holdings, LLC	Ownership	51.000	UnitedHealth Group Incorporated	NO	2
		.00000	45-0636596				WESTMED Practice Partners LLC		NIA	Collaborative Care Holdings, LLC	Ownership	100.000	UnitedHealth Group Incorporated	NO	
.0707	UnitedHealth Group Incorporated	.00000	27-4816583				Wilson Creek Surgical Center, LLC	TX	NIA	Surgical Care Affiliates, LLC	Influence	0.000	UnitedHealth Group Incorporated	NO	
.0707	UnitedHealth Group Incorporated	.00000	46-5548304				Winchester Endoscopy, LLC	IL	NIA	SCA-Winchester, LLC	Ownership	51.000	UnitedHealth Group Incorporated	NO	
		.00000	45-2158334				WIND Medical, PLLC	TX	NIA	WellMed Networks, Inc.	Ownership	100.000	UnitedHealth Group Incorporated	NO	1
		.00000	85-3366699				Woodbury Surgery Center, LLC	MN	NIA	SCA Woodbury Holdings, LLC	Ownership	51.000	UnitedHealth Group Incorporated	NO	2
		.00000	45-4281054				XAS Infusion Suites, Inc.	TX	NIA	Diplomat Pharmacy, Inc.	Ownership	100.000	UnitedHealth Group Incorporated	NO	2
		.00000	52-2102846				XLHealth Corporation	MD	NIA	United HealthCare Services, Inc.	Ownership	100.000	UnitedHealth Group Incorporated	NO	2
		.00000	98-1107695				XLHealth Corporation India Private Limited	IND	NIA	XLHealth Corporation	Ownership	99.998	UnitedHealth Group Incorporated	NO	
		.00000	98-1107695				XLHealth Corporation India Private Limited	IND	NIA	UnitedHealth International, Inc.	Ownership	0.002	UnitedHealth Group Incorporated	NO	
		.00000	46-3537245				XLHome Michigan, P.C.	MI	NIA	Physician(s) Owned	Influence	0.000	UnitedHealth Group Incorporated	NO	1
		.00000	45-5530241				XLHome Northeast, P.C.	NJ	NIA	Physician(s) Owned	Influence	0.000	UnitedHealth Group Incorporated	NO	1
		.00000	46-2931689				XLHome Oklahoma, Inc.	OK	NIA	Physician(s) Owned	Influence	0.000	UnitedHealth Group Incorporated	NO	1

ANNUAL STATEMENT FOR THE YEAR 2021 OF THE UnitedHealthcare Plan of the River Valley, Inc.

SCHEDULE Y

PART 1A - DETAIL OF INSURANCE HOLDING COMPANY SYSTEM

1	2	3	4	5	6	7	8	9	10	11	12	13	14	15	16
Group Code	Group Name	NAIC Company Code	ID Number	Federal RSSD	CIK	Name of Securities Exchange if Publicly Traded (U.S. or International)	Names of Parent, Subsidiaries Or Affiliates	Domiciliary Location	Relationship to Reporting Entity	Directly Controlled by (Name of Entity/Person)	Type of Control (Ownership, Board, Management, Attorney-in-Fact, Influence, Other)	If Control is Ownership Provide Percentage	Ultimate Controlling Entity(ies)/Person(s)	Is an SCA Filing Required? (Yes/No)	*
		00000	27-3543997				XLHome, P.C.	MD	NIA	Physician(s) Owned	Influence	0.000	UnitedHealth Group Incorporated	NO	1

Asterisk	Explanation
1	Represents a physician or physicians' owned entity (with respect to the ultimate controlling entity), where the entity is deemed to be influenced by the ultimate controlling entity.
2	Represents a minority-owned entity (with respect to the controlling entity), where the entity is deemed to be influenced by the ultimate controlling entity.

SCHEDULE Y

PART 2 - SUMMARY OF INSURER'S TRANSACTIONS WITH ANY AFFILIATES

1	2	3	4	5	6	7	8	9	10	11	12	13
NAIC Company Code	ID Number	Names of Insurers and Parent, Subsidiaries or Affiliates	Shareholder Dividends	Capital Contributions	Purchases, Sales or Exchanges of Loans, Securities, Real Estate, Mortgage Loans or Other Investments	Income/ (Disbursements) Incurred in Connection with Guarantees or Undertakings for the Benefit of any Affiliate(s)	Management Agreements and Service Contracts	Income/ (Disbursements) Incurred Under Reinsurance Agreements	*	Any Other Material Activity Not in the Ordinary Course of the Insurer's Business	Totals	Reinsurance Recoverable/ (Payable) on Losses and/or Reserve Credit Taken/(Liability)
	45-2402948	4C Medical Group, PLC	.0	.0	.0	.0	1,607,304	.0		.0	1,607,304	.0
	22-3149900	A.G. Dikengil, Inc.	.0	.0	.0	.0	338,478	.0		.0	338,478	.0
	47-5519672	AbleTo Behavioral Health Services, P.C.	.0	.0	.0	.0	12,972,223	.0		.0	12,972,223	.0
	41-1913523	ACN Group IPA of New York, Inc.	.0	.0	.0	.0	887,150	.0		.0	887,150	.0
	27-0015861	ACN Group of California, Inc.	(6,000,000)	.0	.0	.0	9,087,486	.0		.0	3,087,486	.0
	20-1310827	Advanced Surgery Center of Clifton, LLC	.0	.0	.0	.0	57,393	.0		.0	57,393	.0
	47-5144859	Advanced Surgical Center, LLC	.0	.0	.0	.0	246,015	.0		.0	246,015	.0
	26-4093335	Advanced Surgical Hospital, LLC	.0	.0	.0	.0	764,834	.0		.0	764,834	.0
	47-5337115	Advocate Condell Ambulatory Surgery Center, LLC	.0	.0	.0	.0	426,197	.0		.0	426,197	.0
	36-4437931	Advocate Southwest Ambulatory Surgery Center, LLC	.0	.0	.0	.0	570,122	.0		.0	570,122	.0
	35-2109566	AHN Central Services, LLC	.0	.0	.0	.0	6,310,002	.0		.0	6,310,002	.0
82406	35-1665915	All Savers Insurance Company	.0	250,000,000	.0	.0	(168,782,338)	.0		.0	81,217,662	.0
73130	35-1744596	All Savers Life Insurance Company of California	.0	.0	.0	.0	(91,028)	.0		.0	(91,028)	.0
	27-1367127	Alliance Surgical Center, LLC	.0	.0	.0	.0	502,420	.0		.0	502,420	.0
	63-1231942	Aloha Surgical Center, LLC	.0	.0	.0	.0	126,687	.0		.0	126,687	.0
	45-4770582	American Health Network of Indiana Care Organization, LLC	.0	.0	.0	.0	264,144,507	.0		.0	264,144,507	.0
	35-2108729	American Health Network of Indiana, LLC	.0	.0	.0	.0	(1,122,957)	.0		.0	(1,122,957)	.0
	31-1424957	American Health Network of Ohio, LLC	.0	.0	.0	.0	932,749	.0		.0	932,749	.0
	54-1743136	AmeriChoice Corporation	141,000,000	.0	.0	.0	.0	.0		.0	141,000,000	.0
95497	22-3368602	AmeriChoice of New Jersey, Inc.	(76,000,000)	.0	.0	.0	(542,827,866)	.0		.0	(618,827,866)	.0
	82-4763728	Anne Arundel-SCA Surgicenter, LLC	.0	.0	.0	.0	791,502	.0		.0	791,502	.0
	33-0845269	AppleCare Medical Group St. Francis, Inc.	.0	.0	.0	.0	3,290,754	.0		.0	3,290,754	.0
	33-0898174	AppleCare Medical Group, Inc.	.0	.0	.0	.0	25,504,949	.0		.0	25,504,949	.0
	75-2285078	Arcadia Outpatient Surgery Center, L.P.	.0	.0	.0	.0	181,626	.0		.0	181,626	.0
	86-0813232	Arizona Physicians IPA, Inc.	(125,000,000)	.0	.0	.0	(1,372,825,612)	.0		.0	(1,497,825,612)	.0
	75-2055800	Arlington Surgery Center, LLC	.0	.0	.0	.0	494,654	.0		.0	494,654	.0
	72-1097827	B.R.A.S.S. Partnership in Commendam	.0	.0	.0	.0	255,559	.0		.0	255,559	.0
	33-0645967	Beaver Medical Group, P.C.	.0	.0	.0	.0	1,413,934	.0		.0	1,413,934	.0
	88-0267857	Behavioral Healthcare Options, Inc.	.0	.0	.0	.0	7,654,650	.0		.0	7,654,650	.0
	22-2848531	Bergen-Passaic Cataract Laser and Surgery Center, LLC	.0	.0	.0	.0	812,640	.0		.0	812,640	.0
	22-3858211	Bexar Imaging Center, LLC	.0	.0	.0	.0	38,314	.0		.0	38,314	.0
	63-0984076	Birmingham Outpatient Surgery Center, Ltd.	.0	.0	.0	.0	1,391,265	.0		.0	1,391,265	.0
	47-4758895	Bloomfield ASC, LLC	.0	.0	.0	.0	1,211,252	.0		.0	1,211,252	.0
	62-1530122	Blue Ridge Day Surgery Center, L.P.	.0	.0	.0	.0	806,663	.0		.0	806,663	.0
	65-0241934	Boca Raton Outpatient Surgery & Laser Center, LTD.	.0	.0	.0	.0	1,029,906	.0		.0	1,029,906	.0
	27-3955254	Capital City Medical Group, L.L.C.	.0	.0	.0	.0	89,372	.0		.0	89,372	.0

SCHEDULE Y

PART 2 - SUMMARY OF INSURER'S TRANSACTIONS WITH ANY AFFILIATES

1	2	3	4	5	6	7	8	9	10	11	12	13
NAIC Company Code	ID Number	Names of Insurers and Parent, Subsidiaries or Affiliates	Shareholder Dividends	Capital Contributions	Purchases, Sales or Exchanges of Loans, Securities, Real Estate, Mortgage Loans or Other Investments	Income/ (Disbursements) Incurred in Connection with Guarantees or Undertakings for the Benefit of any Affiliate(s)	Management Agreements and Service Contracts	Income/ (Disbursements) Incurred Under Reinsurance Agreements	*	Any Other Material Activity Not in the Ordinary Course of the Insurer's Business	Totals	Reinsurance Recoverable/ (Payable) on Losses and/or Reserve Credit Taken/(Liability)
12558	45-4976934	Care Improvement Plus of Texas Insurance Company	(50,000,000)	0	0	0	(596,298,242)	0		0	(646,298,242)	0
12567	20-3888112	Care Improvement Plus South Central Insurance Company	0	0	0	0	(700,231,331)	0		0	(700,231,331)	0
14041	27-5038136	Care Improvement Plus Wisconsin Insurance Company	0	65,000,000	0	0	(312,266,909)	0		0	(247,266,909)	0
	13-3544120	CareMount Medical, P.C.	0	0	0	0	53,226,601	0		0	53,226,601	0
	82-5207935	Castle Rock SurgiCenter, LLC	0	0	0	0	260,511	0		0	260,511	0
	82-1715584	CCEC Anesthesia Management, LLC	0	0	0	0	85,213	0		0	85,213	0
	27-2533497	Cedar Park Surgery Center, LLC	0	0	0	0	227,693	0		0	227,693	0
	85-3324771	Center for Restorative Surgery at Maple Grove, LLC	0	0	0	0	45,259	0		0	45,259	0
	33-0483510	Centers for Family Medicine, GP	0	0	0	0	674,872	0		0	674,872	0
42765	42-1194107	Centurion Casualty Company	0	2,400,000	0	0	(47,820)	0		0	2,352,180	0
	58-1709761	Charleston Surgery Center Limited Partnership	0	0	0	0	902,086	0		0	902,086	0
	56-1449531	Charlotte Surgery Center, LLC	0	0	0	0	2,250,370	0		0	2,250,370	0
	82-4075002	Chatham Orthopaedic ASC, LLC	0	0	0	0	694,609	0		0	694,609	0
	26-2389638	Childrens Surgery Center LLC	0	0	0	0	513,223	0		0	513,223	0
	62-1510209	Citrus Regional Surgery Center, L.P.	0	0	0	0	354,741	0		0	354,741	0
	20-3742012	Cleburne Surgical Center, LLC	0	0	0	0	554,219	0		0	554,219	0
	20-2236024	Clinton Partners, LLC	0	0	0	0	157,217	0		0	157,217	0
	27-2337487	Collaborative Care Services, Inc.	0	0	0	0	6,487,588	0		0	6,487,588	0
	83-1529015	Colonial Outpatient Surgery Center, LLC	0	0	0	0	895,217	0		0	895,217	0
	06-1592173	Connecticut Surgery Center, Limited Partnership	0	0	0	0	682,520	0		0	682,520	0
	20-2595593	Corpus Christi Endoscopy Center, L.L.P.	0	0	0	0	247,985	0		0	247,985	0
	63-1263704	Danbury Surgical Center, L.P.	0	0	0	0	900,446	0		0	900,446	0
	11-2811353	Day-OP Center Of Long Island Inc.	0	0	0	0	312,025	0		0	312,025	0
	52-1811176	DBP Services of New York IPA, Inc.	0	0	0	0	1,191,301	0		0	1,191,301	0
	52-1452809	Dental Benefit Providers of California, Inc.	(6,000,000)	0	0	0	(15,282,498)	0		0	(21,282,498)	0
52053	36-4008355	Dental Benefit Providers of Illinois, Inc.	0	0	0	0	2,132	0		0	2,132	0
	41-2014834	Dental Benefit Providers, Inc.	7,100,000	0	0	0	259,114,176	0		0	266,214,176	0
	47-0926556	Denton Surgery Center, LLC	0	0	0	0	724,923	0		0	724,923	0
	82-1436601	Derry Surgical Center, LLC	0	0	0	0	52,397	0		0	52,397	0
	33-0292435	Digestive Disease Center, L.P.	0	0	0	0	219,500	0		0	219,500	0
	82-5264853	Dry Creek Surgery Center, LLC	0	0	0	0	514,402	0		0	514,402	0
	82-5181311	DTC Surgery Center, LLC	0	0	0	0	782,788	0		0	782,788	0
	27-2103713	Dublin Surgery Center, LLC	0	0	0	0	219,828	0		0	219,828	0
	82-0668583	Duluth Surgical Suites, LLC	0	0	0	0	103,928	0		0	103,928	0
	04-3106404	Durable Medical Equipment, Inc.	0	0	0	0	30,837	0		0	30,837	0
	59-3625966	DWIC of Tampa Bay, Inc.	0	0	0	0	3,140,607	0		0	3,140,607	0

SCHEDULE Y

PART 2 - SUMMARY OF INSURER'S TRANSACTIONS WITH ANY AFFILIATES

1	2	3	4	5	6	7	8	9	10	11	12	13
NAIC Company Code	ID Number	Names of Insurers and Parent, Subsidiaries or Affiliates	Shareholder Dividends	Capital Contributions	Purchases, Sales or Exchanges of Loans, Securities, Real Estate, Mortgage Loans or Other Investments	Income/ (Disbursements) Incurred in Connection with Guarantees or Undertakings for the Benefit of any Affiliate(s)	Management Agreements and Service Contracts	Income/ (Disbursements) Incurred Under Reinsurance Agreements	*	Any Other Material Activity Not in the Ordinary Course of the Insurer's Business	Totals	Reinsurance Recoverable/ (Payable) on Losses and/or Reserve Credit Taken/(Liability)
	59-3705426	E Street Endoscopy, LLC	0	0	0	0	255,084	0		0	255,084	0
	95-4660712	Ear Professionals International Corporation	0	0	0	0	155,512,583	0		0	155,512,583	0
	02-0593133	East Brunswick Surgery Center, LLC	0	0	0	0	102,238	0		0	102,238	0
	33-0181426	Empire Physicians' Medical Group, Inc.	0	0	0	0	30,191,722	0		0	30,191,722	0
89087	75-1617708	Enterprise Life Insurance Company	(24,000,000)	0	0	0	5,505,089	21,771,959		0	3,277,048	(54,444,043)
	27-2767291	EPIC Health Plan	0	0	0	0	179,668,720	0		0	179,668,720	0
	20-0087132	Excelsior Insurance Brokerage, Inc.	0	0	0	0	25,311	0		0	25,311	0
	30-0701899	Executive Surgery Center, L.L.C.	0	0	0	0	438,191	0		0	438,191	0
	27-0927202	Eye Specialists Surgery Centers LLC	0	0	0	0	231,389	0		0	231,389	0
	88-0223385	Family Health Care Services	0	0	0	0	6,156,670	0		0	6,156,670	0
	88-0257036	Family Home Hospice, Inc.	0	0	0	0	838,948	0		0	838,948	0
	82-2929226	First Coast Orthopedic Center, LLC	0	0	0	0	599,205	0		0	599,205	0
	47-2066485	First Hill Surgery Center, LLC	0	0	0	0	840,135	0		0	840,135	0
	62-1551098	Florence Surgery Center, L.P.	0	0	0	0	155,051	0		0	155,051	0
	77-0368346	Fort Worth Endoscopy Centers, LLC	0	0	0	0	1,294,255	0		0	1,294,255	0
	68-0499459	Foundation Surgery Affiliate of Huntingdon Valley, L.P.	0	0	0	0	391,977	0		0	391,977	0
	20-3412606	Franklin Surgical Center LLC	0	0	0	0	378,724	0		0	378,724	0
62324	61-1096685	Freedom Life Insurance Company of America	(73,000,000)	0	0	0	(105,294,036)	(22,295,857)		0	(200,589,893)	54,726,716
	52-2230470	FrontierMEDEX, Inc.	0	0	0	0	234,100	0		0	234,100	0
	62-1488653	Gadsden Surgery Center, Ltd.	0	0	0	0	50,343	0		0	50,343	0
	65-1025514	Gladius Surgery Center, L.L.C.	0	0	0	0	414,433	0		0	414,433	0
	47-3495605	GLBESC, LLC	0	0	0	0	792,338	0		0	792,338	0
	33-0595220	Glenwood Surgical Center, L.P.	0	0	0	0	131,529	0		0	131,529	0
	37-0855360	Golden Rule Financial Corporation	180,000,000	(250,000,000)	0	0	0	0		0	(70,000,000)	0
62286	37-6028756	Golden Rule Insurance Company	(130,000,000)	0	0	0	(401,931,070)	0		0	(531,931,070)	0
	33-0529450	Golden Triangle Surgicenter, L.P.	0	0	0	0	116,416	0		0	116,416	0
	52-1597483	Grandview Surgery Center, LTD.	0	0	0	0	102,154	0		0	102,154	0
	93-1237063	Grants Pass Surgery Center, LLC	0	0	0	0	37,916	0		0	37,916	0
	81-4648930	Greater New Haven ASC, LLC	0	0	0	0	462,770	0		0	462,770	0
	27-2337725	Greater Phoenix Collaborative Care, P.C.	0	0	0	0	1,570,231	0		0	1,570,231	0
	36-4053840	Greensboro Specialty Surgery Center, LLC	0	0	0	0	1,223,796	0		0	1,223,796	0
	74-2411643	Greenville Surgery Center, LLC	0	0	0	0	366,783	0		0	366,783	0
	85-3346468	Greenway Surgical Suites, LLC	0	0	0	0	173,433	0		0	173,433	0
	33-0749339	Grossmont Surgery Center, L.P.	0	0	0	0	67,837	0		0	67,837	0
	01-0619096	Grove Place Surgery Center, L.L.C.	0	0	0	0	441,218	0		0	441,218	0
	98-0213198	H&W Indemnity (SPC), Ltd.	0	0	0	0	0	(3,546,591)		0	(3,546,591)	18,381,002
79480	35-1279304	Harken Health Insurance Company	0	49,000,000	0	0	(544,283,577)	0		0	(495,283,577)	0
	26-3234725	Harrison Endo Surgical Center, LLC	0	0	0	0	36,207	0		0	36,207	0
	58-2065044	Hawthorn Place Outpatient Surgery Center, L.P.	0	0	0	0	762,455	0		0	762,455	0
	27-4579547	Hays Surgery Center, LLC	0	0	0	0	224,349	0		0	224,349	0

42.2

SCHEDULE Y
PART 2 - SUMMARY OF INSURER'S TRANSACTIONS WITH ANY AFFILIATES

1	2	3	4	5	6	7	8	9	10	11	12	13
NAIC Company Code	ID Number	Names of Insurers and Parent, Subsidiaries or Affiliates	Shareholder Dividends	Capital Contributions	Purchases, Sales or Exchanges of Loans, Securities, Real Estate, Mortgage Loans or Other Investments	Income/ (Disbursements) Incurred in Connection with Guarantees or Undertakings for the Benefit of any Affiliate(s)	Management Agreements and Service Contracts	Income/ (Disbursements) Incurred Under Reinsurance Agreements	*	Any Other Material Activity Not in the Ordinary Course of the Insurer's Business	Totals	Reinsurance Recoverable/ (Payable) on Losses and/or Reserve Credit Taken/(Liability)
96342	88-0201035	Health Plan of Nevada, Inc.	(150,000,000)	0	0	0	(755,614,330)	(864,499)		0	(906,478,829)	216,678
	95-4526112	HealthCare Partners Affiliates Medical Group	0	0	0	0	2,661,593	0		0	2,661,593	0
	26-4247365	HealthCare Partners ASC-HB, LLC	0	0	0	0	37,146	0		0	37,146	0
	95-4628842	HealthCare Partners ASC-LB, LLC	0	0	0	0	38,444	0		0	38,444	0
	20-3349887	HealthEast Surgery Center-Maplewood, LLC	0	0	0	0	272,131	0		0	272,131	0
	47-2570595	HealthMarkets Group, Inc.	76,000,000	0	0	0	0	0		0	76,000,000	0
	27-0277771	HealthMarkets Insurance Agency, Inc.	0	0	0	0	68,976,522	0		0	68,976,522	0
	46-1131431	HealthMarkets Services, Inc.	0	0	0	0	(103,566)	0		0	(103,566)	0
00000	45-2548158	Healthplex Dental Services, Inc.	0	0	0	0	(10,816)	0		0	(10,816)	0
11172	11-3469326	Healthplex Insurance Company	0	13,500,000	0	0	229,620	0		0	13,729,620	0
12830	20-5343824	Healthplex of NJ, Inc.	0	0	0	0	(59)	0		0	(59)	0
	11-2714365	Healthplex, Inc.	0	0	0	0	106,433	0		0	106,433	0
	84-1472832	Highlands Ranch Healthcare, LLC	0	0	0	0	147,487	0		0	147,487	0
	74-2758644	Homecare Dimensions, Inc.	0	0	0	0	312,905	0		0	312,905	0
	33-0018673	Inland Surgery Center, L.P.	0	0	0	0	218,910	0		0	218,910	0
	47-5640889	INOV8 Surgical at Memorial City, LLC	0	0	0	0	621,776	0		0	621,776	0
11173	22-2321226	International Healthcare Services, Inc.	0	0	0	0	(469,944)	0		0	(469,944)	0
	74-2544709	Joliet Surgery Center Limited Partnership	0	0	0	0	516,890	0		0	516,890	0
	46-3015502	Landmark Health, LLC	0	0	0	0	2,991,535	0		0	2,991,535	0
	85-0997438	Landmark Medical of Arkansas, P.A.	0	0	0	0	1,567,870	0		0	1,567,870	0
	81-5364097	Landmark Medical of Massachusetts, PLLC	0	0	0	0	2,567,411	0		0	2,567,411	0
	47-1588943	Landmark Medical, P.C.	0	0	0	0	8,360,552	0		0	8,360,552	0
	61-1028180	Lexington Surgery Center, Ltd.	0	0	0	0	579,901	0		0	579,901	0
	36-3468942	LGH-A/Golf ASTC, L.L.C.	0	0	0	0	354,547	0		0	354,547	0
	27-2309024	LifePrint Health, Inc.	0	0	0	0	5,278,840,926	0		0	5,278,840,926	0
	51-0277181	Limestone Medical Center, LLC	0	0	0	0	229,493	0		0	229,493	0
	62-1179566	Louisville S.C., Ltd.	0	0	0	0	353,153	0		0	353,153	0
	36-4119522	Loyola Ambulatory Surgery Center at Oakbrook, L.P.	0	0	0	0	49,476	0		0	49,476	0
	02-0749532	Lutheran Campus ASC, LLC	0	0	0	0	892,947	0		0	892,947	0
	20-2547795	Main Line Spine Surgery Center, LLC	0	0	0	0	214,186	0		0	214,186	0
60321	52-1803283	MAMSI Life and Health Insurance Company	0	0	0	0	(46,892,648)	0		0	(46,892,648)	0
52014	65-0303864	Managed Care of North America, Inc.	0	0	0	0	17,560,393	0		0	17,560,393	0
	95-4874334	March Vision Care Group, Incorporated	0	0	0	0	33,919,106	0		0	33,919,106	0
	27-3115058	March Vision Care IPA, Inc.	0	0	0	0	229,989	0		0	229,989	0
	94-3377073	Marin Health Ventures, LLC	0	0	0	0	612,226	0		0	612,226	0
	20-0815305	Massachusetts Avenue Surgery Center, LLC	0	0	0	0	653,328	0		0	653,328	0
	62-1600267	McKenzie Surgery Center, L.P.	0	0	0	0	355,378	0		0	355,378	0
	45-2542951	MCNA Health Care Holdings, LLC	0	0	0	0	16,640,926	0		0	16,640,926	0
14063	52-2459969	MCNA Insurance Company	0	0	0	0	(84,614,215)	0		0	(84,614,215)	0
	45-3641822	MCNA Systems Corp.	0	0	0	0	37,265,346	0		0	37,265,346	0
96310	52-1169135	MD-Individual Practice Association, Inc.	(25,000,000)	0	0	0	(60,610,654)	(194,650)		0	(85,805,304)	0

42.3

SCHEDULE Y

PART 2 - SUMMARY OF INSURER'S TRANSACTIONS WITH ANY AFFILIATES

1	2	3	4	5	6	7	8	9	10	11	12	13
NAIC Company Code	ID Number	Names of Insurers and Parent, Subsidiaries or Affiliates	Shareholder Dividends	Capital Contributions	Purchases, Sales or Exchanges of Loans, Securities, Real Estate, Mortgage Loans or Other Investments	Income/ (Disbursements) Incurred in Connection with Guarantees or Undertakings for the Benefit of any Affiliate(s)	Management Agreements and Service Contracts	Income/ (Disbursements) Incurred Under Reinsurance Agreements	*	Any Other Material Activity Not in the Ordinary Course of the Insurer's Business	Totals	Reinsurance Recoverable/ (Payable) on Losses and/or Reserve Credit Taken/(Liability)
	81-0936574	ME Urgent Care Nebraska, Inc.	0	0	0	0	326,815	0		0	326,815	0
	45-5388778	MedExpress Urgent Care – New Jersey, P.C.	0	0	0	0	1,195,728	0		0	1,195,728	0
	83-2089623	MedExpress Urgent Care – Northern New Jersey PC	0	0	0	0	1,369,053	0		0	1,369,053	0
	46-4348120	MedExpress Urgent Care Arkansas, P.A.	0	0	0	0	1,521,123	0		0	1,521,123	0
	82-0930142	MedExpress Urgent Care California, P.C.	0	0	0	0	62,058	0		0	62,058	0
	81-1956812	MedExpress Urgent Care Connecticut, P.C.	0	0	0	0	317,745	0		0	317,745	0
	47-4308614	MedExpress Urgent Care Illinois, P.C.	0	0	0	0	556,826	0		0	556,826	0
	47-1919283	MedExpress Urgent Care Kansas, P.A.	0	0	0	0	646,004	0		0	646,004	0
	81-1125396	MedExpress Urgent Care Minnesota P.C.	0	0	0	0	120,708	0		0	120,708	0
	81-5138747	MedExpress Urgent Care North Carolina, P.C.	0	0	0	0	304,207	0		0	304,207	0
	20-2545363	MedExpress Urgent Care of Boynton Beach, LLC	0	0	0	0	1,202,579	0		0	1,202,579	0
	47-5147441	MedExpress Urgent Care Texas, P.A.	0	0	0	0	523,771	0		0	523,771	0
	26-4546400	MedExpress Urgent Care, Inc. – West Virginia	0	0	0	0	1,109,161	0		0	1,109,161	0
	90-0929572	MedExpress Urgent Care, P.C. – Indiana	0	0	0	0	446,885	0		0	446,885	0
	45-3461101	MedExpress Urgent Care, P.C. – Maryland	0	0	0	0	639,604	0		0	639,604	0
	47-1857908	MedExpress Urgent Care, P.C. – Massachusetts	0	0	0	0	267,076	0		0	267,076	0
	46-4793937	MedExpress Urgent Care, P.C. – Michigan	0	0	0	0	605,288	0		0	605,288	0
	47-1824365	MedExpress Urgent Care, P.C. – Oklahoma	0	0	0	0	135,159	0		0	135,159	0
	26-3750502	MedExpress Urgent Care, P.C. – Pennsylvania	0	0	0	0	4,808,466	0		0	4,808,466	0
	45-3123110	MedExpress Urgent Care, P.C. – Virginia	0	0	0	0	1,959,557	0		0	1,959,557	0
	45-5436856	MedExpress, Inc. – Delaware	0	0	0	0	181,539	0		0	181,539	0
	75-2566987	Medical Clinic of North Texas PLLC	0	0	0	0	6,277,072	0		0	6,277,072	0
	58-2101921	Melbourne Surgery Center, LLC	0	0	0	0	331,904	0		0	331,904	0
	37-1782795	Memorial Houston Surgery Center, LLC	0	0	0	0	536,711	0		0	536,711	0
	26-1394069	MemorialCare Surgical Center at Orange Coast, LLC	0	0	0	0	1,450,405	0		0	1,450,405	0
	20-3678259	MemorialCare Surgical Center at Saddleback, LLC	0	0	0	0	1,355,488	0		0	1,355,488	0
	36-4600281	Miami Surgery Center, LLC	0	0	0	0	1,260,822	0		0	1,260,822	0
	20-3345412	Midlands Orthopaedics Surgery Center, LLC	0	0	0	0	1,047,631	0		0	1,047,631	0
	20-8103522	Midwest Center for Day Surgery, LLC	0	0	0	0	230,679	0		0	230,679	0
66087	62-0724538	Mid-West National Life Insurance Company of Tennessee	0	0	0	0	(15,144,118)	(399,406)		0	(15,543,524)	1,813,682
	83-0543458	Mile High SurgiCenter, LLC	0	0	0	0	1,286,188	0		0	1,286,188	0
	30-0445773	Mobile Medical Services, P.C.	0	0	0	0	1,371,058	0		0	1,371,058	0
	63-0883553	Mobile-SC, LTD.	0	0	0	0	603,028	0		0	603,028	0

SCHEDULE Y

PART 2 - SUMMARY OF INSURER'S TRANSACTIONS WITH ANY AFFILIATES

1	2	3	4	5	6	7	8	9	10	11	12	13
NAIC Company Code	ID Number	Names of Insurers and Parent, Subsidiaries or Affiliates	Shareholder Dividends	Capital Contributions	Purchases, Sales or Exchanges of Loans, Securities, Real Estate, Mortgage Loans or Other Investments	Income/ (Disbursements) Incurred in Connection with Guarantees or Undertakings for the Benefit of any Affiliate(s)	Management Agreements and Service Contracts	Income/ (Disbursements) Incurred Under Reinsurance Agreements	*	Any Other Material Activity Not in the Ordinary Course of the Insurer's Business	Totals	Reinsurance Recoverable/ (Payable) on Losses and/or Reserve Credit Taken/(Liability)
	22-3935634	Monarch Health Plan, Inc.	0	0	0	0	98,185,202	0		0	98,185,202	0
	33-0587660	Monarch HealthCare, A Medical Group, Inc.	0	0	0	0	93,337,366	0		0	93,337,366	0
	52-1401868	Montgomery Surgery Center Limited Partnership	0	0	0	0	327,099	0		0	327,099	0
	26-3513595	Morris County Surgical Center, LLC	0	0	0	0	268,538	0		0	268,538	0
	45-4450466	Murrells Inlet ASC, LLC	0	0	0	0	600,043	0		0	600,043	0
98205	73-1187572	National Foundation Life Insurance Company	(23,000,000)	0	0	0	(11,561,701)	523,898		0	(34,037,803)	(282,673)
95251	76-0196559	National Pacific Dental, Inc.	(1,100,000)	0	0	0	(716,625)	0		0	(1,816,625)	0
	36-4719151	naviHealth, Inc.	0	0	0	0	2,206,131,283	0		0	2,206,131,283	0
95123	65-0996107	Neighborhood Health Partnership, Inc.	(19,000,000)	0	0	0	(219,884,163)	0		0	(238,884,163)	0
95758	88-0228572	Nevada Pacific Dental	0	0	0	0	(328,108)	0		0	(328,108)	0
	72-1267232	New Orleans Regional Physician Hospital Organization, L.L.C.	0	0	0	0	1,230,587,881	0		0	1,230,587,881	0
	84-1250135	New West Physicians, Inc.	0	0	0	0	15,134,632	0		0	15,134,632	0
	27-2248103	North Dallas Surgical Center, LLC	0	0	0	0	573,122	0		0	573,122	0
	91-1276412	North Kitsap Ambulatory Surgery Center, LLC	0	0	0	0	292,479	0		0	292,479	0
	63-1240726	Northern Rockies Surgery Center, L.P.	0	0	0	0	77,106	0		0	77,106	0
	45-5055997	Northwest Spine and Laser Surgery Center LLC	0	0	0	0	725,045	0		0	725,045	0
	75-2494046	Northwest Surgicare, Ltd., an Illinois Limited Partnership	0	0	0	0	225,415	0		0	225,415	0
	61-1855159	NPN IPA Washington, PLLC	0	0	0	0	1,457,048	0		0	1,457,048	0
	26-1914835	Ophthalmology Surgery Center of Dallas, LLC	0	0	0	0	2,824,237	0		0	2,824,237	0
96940	52-1518174	Optimum Choice, Inc.	(15,000,000)	0	0	0	(74,020,169)	(283,886)		0	(89,304,055)	0
	45-3143218	Optum Care Networks, Inc.	0	0	0	0	294,468,324	0		0	294,468,324	0
	46-2385459	Optum Health Plan of California	0	0	0	0	733,719,281	0		0	733,719,281	0
69647	31-0628424	Optum Insurance of Ohio, Inc.	(55,000,000)	0	0	0	(9,042,299)	0		0	(64,042,299)	0
	30-0826311	Optum Medical Services of California, P.C.	0	0	0	0	5,043,308	0		0	5,043,308	0
	45-3866363	Optum Medical Services, P.C.	0	0	0	0	6,029,211	0		0	6,029,211	0
11068	30-0029448	Optum Networks of New Jersey, Inc.	0	5,000,000	0	0	146,488,365	0		0	151,488,365	0
	58-2205984	Optum Women's and Children's Health, LLC	0	0	0	0	7,407,790	0		0	7,407,790	0
	47-1422097	OptumCare Clinical Trials, LLC	0	0	0	0	203,142	0		0	203,142	0
	35-2597463	OptumCare Colorado ASC, LLC	0	0	0	0	62,524	0		0	62,524	0
	47-2218380	OptumCare Colorado Springs, LLC	0	0	0	0	6,421,715	0		0	6,421,715	0
	26-1508741	OptumCare Endoscopy Center New Mexico, LLC	0	0	0	0	34,803	0		0	34,803	0
	87-0408859	OptumCare Florida, LLC	0	0	0	0	643,844	0		0	643,844	0
	20-4043287	OptumCare New Mexico, LLC	0	0	0	0	86,553,128	0		0	86,553,128	0
	13-4138668	OptumCare New York IPA, Inc.	0	0	0	0	40,307,120	0		0	40,307,120	0

SCHEDULE Y
PART 2 - SUMMARY OF INSURER'S TRANSACTIONS WITH ANY AFFILIATES

1	2	3	4	5	6	7	8	9	10	11	12	13
NAIC Company Code	ID Number	Names of Insurers and Parent, Subsidiaries or Affiliates	Shareholder Dividends	Capital Contributions	Purchases, Sales or Exchanges of Loans, Securities, Real Estate, Mortgage Loans or Other Investments	Income/ (Disbursements) Incurred in Connection with Guarantees or Undertakings for the Benefit of any Affiliate(s)	Management Agreements and Service Contracts	Income/ (Disbursements) Incurred Under Reinsurance Agreements	*	Any Other Material Activity Not in the Ordinary Course of the Insurer's Business	Totals	Reinsurance Recoverable/ (Payable) on Losses and/or Reserve Credit Taken/(Liability)
	93-1306308	OptumCare Portland, LLC	0	0	0	0	200,926	0		0	200,926	0
	45-3462809	OptumCare South Florida, LLC	0	0	0	0	49,971	0		0	49,971	0
	41-1591944	OptumHealth Care Solutions, LLC	6,000,000	0	0	0	286,712,041	0		0	292,712,041	0
	47-1192395	OptumHealth Holdings, LLC	50,000,000	0	0	0	0	0		0	50,000,000	0
	41-1858498	OptumInsight, Inc.	0	0	0	0	330,852,476	0		0	330,852,476	0
	33-0441200	OptumRx, Inc.	55,000,000	0	0	0	21,370,487,038	0		0	21,425,487,038	0
	27-3674492	Oregon Healthcare Resources, LLC	0	0	0	0	12,747,442	0		0	12,747,442	0
	22-3883387	Oregon Outpatient Surgery Center, LLC	0	0	0	0	312,395	0		0	312,395	0
	59-3125869	Orlando Center for Outpatient Surgery, L.P.	0	0	0	0	451,770	0		0	451,770	0
	13-3960641	OrthoNet Holdings, Inc.	0	(5,000,000)	0	0	0	0		0	(5,000,000)	0
	13-3818652	OrthoNet LLC	0	0	0	0	14,202,126	0		0	14,202,126	0
	81-2594417	Orthopedic Surgery Center of Palm Beach County, LLC	0	0	0	0	708,736	0		0	708,736	0
	41-1921007	Ovations, Inc.	100,000,000	0	0	0	0	0		0	100,000,000	0
	78026	Oxford Health Insurance, Inc.	0	0	0	0	(2,276,094,713)	(12,023)		0	(2,276,106,736)	2,489
	96798	Oxford Health Plans (CT), Inc.	(99,500,000)	0	0	0	(558,042,821)	(1,651,551)		0	(659,194,372)	0
	95506	Oxford Health Plans (NJ), Inc.	(90,000,000)	0	0	0	(686,208,072)	(62)		0	(776,208,134)	0
	95479	Oxford Health Plans (NY), Inc.	0	0	0	0	(96,951,505)	0		0	(96,951,505)	0
	52-2443751	Oxford Health Plans LLC	189,500,000	0	0	0	0	0		0	189,500,000	0
	75-2857077	Pacific Casualty Company, Inc.	0	0	0	0	(345,993)	0		0	(345,993)	0
	70785	PacifiCare Life and Health Insurance Company	0	0	0	0	(973,493)	134		0	(973,359)	12,721
	84506	PacifiCare Life Assurance Company	0	36,000,000	0	0	(80,430,717)	0		0	(44,430,717)	0
	95617	PacifiCare of Arizona, Inc.	0	0	0	0	184,033	41		0	184,074	0
	95434	PacifiCare of Colorado, Inc.	(175,000,000)	0	0	0	(2,588,303,024)	(5,954,115)		0	(2,769,257,139)	0
	48-1255983	Panama City Surgery Center, LLC	0	0	0	0	615,688	0		0	615,688	0
	45-1484375	Park Hill Surgery Center, LLC	0	0	0	0	1,287,874	0		0	1,287,874	0
	20-4127100	Parkway Surgery Center, LLC	0	0	0	0	80,212	0		0	80,212	0
	13607	Peoples Health, Inc.	0	0	0	0	(1,232,105,891)	0		0	(1,232,105,891)	0
	20-5608977	Perham Physical Therapy, LTD	0	0	0	0	25,315	0		0	25,315	0
	58-1978405	Perimeter Center for Outpatient Surgery, L.P.	0	0	0	0	246,101	0		0	246,101	0
	81-2902954	Physician Alliance of the Rockies, LLC	0	0	0	0	237,162,897	0		0	237,162,897	0
	91-1822767	Physicians Care Network, L.L.C.	0	0	0	0	(579,900)	0		0	(579,900)	0
	59-3438026	Physicians Day Surgery Center, LLC	0	0	0	0	252,531	0		0	252,531	0
	11494	Physicians Health Choice of Texas, LLC	0	0	0	0	(1,838,487,362)	0		0	(1,838,487,362)	0
	20-5170962	Physicians' Surgery Center of Downey, LLC	0	0	0	0	264,661	0		0	264,661	0
	33-0752699	Pomerado Outpatient Surgical Center, L.P.	0	0	0	0	243,848	0		0	243,848	0
	12756	Preferred Care Network of Florida, Inc.	0	0	0	0	13,019	0		0	13,019	0
	12155	Preferred Care Network, Inc.	(43,000,000)	0	0	0	(142,948,258)	0		0	(185,948,258)	0
	65-0683927	Preferred Care Partners Holding, Corp.	150,000,000	0	0	0	0	0		0	150,000,000	0

SCHEDULE Y
PART 2 - SUMMARY OF INSURER'S TRANSACTIONS WITH ANY AFFILIATES

1	2	3	4	5	6	7	8	9	10	11	12	13
NAIC Company Code	ID Number	Names of Insurers and Parent, Subsidiaries or Affiliates	Shareholder Dividends	Capital Contributions	Purchases, Sales or Exchanges of Loans, Securities, Real Estate, Mortgage Loans or Other Investments	Income/ (Disbursements) Incurred in Connection with Guarantees or Undertakings for the Benefit of any Affiliate(s)	Management Agreements and Service Contracts	Income/ (Disbursements) Incurred Under Reinsurance Agreements	*	Any Other Material Activity Not in the Ordinary Course of the Insurer's Business	Totals	Reinsurance Recoverable/ (Payable) on Losses and/or Reserve Credit Taken/(Liability)
11176	65-0885893	Preferred Care Partners, Inc.	(150,000,000)	0	0	0	(1,285,628,102)	0		0	(1,435,628,102)	0
	41-1846481	PreferredOne Administrative Services, Inc.	0	0	0	0	15,535,202	0		0	15,535,202	0
11817	81-0625135	PreferredOne Insurance Company	0	0	0	0	(12,757,667)	0		0	(12,757,667)	0
	72-1378216	Premier Surgery Center of Louisville, L.P.	0	0	0	0	189,322	0		0	189,322	0
	33-0527335	Primary Care Associated Medical Group, Inc.	0	0	0	0	14,635,852	0		0	14,635,852	0
	33-0607478	PrimeCare Medical Network, Inc.	0	0	0	0	305,645,864	0		0	305,645,864	0
	45-4469117	ProHEALTH Accountable Care Medical Group, PLLC	0	0	0	0	222,875	0		0	222,875	0
	11-3447394	ProHEALTH Ambulatory Surgery Center, Inc.	0	0	0	0	600,377	0		0	600,377	0
	11-3355604	ProHEALTH Care Associates, L.L.P.	0	0	0	0	35,372,164	0		0	35,372,164	0
	06-1469068	ProHealth Physicians, P.C.	0	0	0	0	9,576,762	0		0	9,576,762	0
	47-5661535	ProHEALTH Urgent Care Medicine of New Jersey LLP	0	0	0	0	3,129,978	0		0	3,129,978	0
	46-1883579	ProHEALTH Urgent Care Medicine, PLLC	0	0	0	0	16,079,032	0		0	16,079,032	0
	84-3234753	Prospero Health Partners, P.C.	0	0	0	0	77,981,067	0		0	77,981,067	0
	80-0947972	Real Appeal, Inc.	0	0	0	0	15,261,276	0		0	15,261,276	0
	56-2627067	Redlands Family Practice Medical Group, Inc.	0	0	0	0	73,132	0		0	73,132	0
	20-5251393	Reliant Medical Group The Endoscopy Center, LLC	0	0	0	0	83,615	0		0	83,615	0
	04-2472266	Reliant Medical Group, Inc.	0	0	0	0	5,705,310	0		0	5,705,310	0
	46-0558032	Research Surgical Center LLC	0	0	0	0	469,119	0		0	469,119	0
	46-0758315	River Valley ASC, LLC	0	0	0	0	525,101	0		0	525,101	0
	33-0055097	Riverside Community Healthplan Medical Group, Inc.	0	0	0	0	5,059,274	0		0	5,059,274	0
	22-3624559	Riverside Pediatric Group, P.C.	0	0	0	0	18,710,194	0		0	18,710,194	0
	83-2735771	Riverside Surgical Center of Meadowlands, LLC	0	0	0	0	179,606	0		0	179,606	0
	83-2722082	Riverside Surgical Center of Newark, LLC	0	0	0	0	107,515	0		0	107,515	0
	86-0857176	Robert B. McBeath, M.D. II, P.C.	0	0	0	0	14,914,460	0		0	14,914,460	0
	88-0310956	Robert B. McBeath, M.D., Professional Corporation	0	0	0	0	40,383,563	0		0	40,383,563	0
	04-3713185	Rockville Eye Surgery Center, LLC	0	0	0	0	341,170	0		0	341,170	0
95482	84-0614905	Rocky Mountain Health Maintenance Organization, Incorporated	(30,000,000)	0	0	0	(157,636,122)	(589,827)		0	(188,225,949)	0
	83-0521940	Sacred Heart ASC, LLC	0	0	0	0	89,155	0		0	89,155	0
	74-2462470	Salem Surgery Center, LLC	0	0	0	0	200,573	0		0	200,573	0
	77-0322251	San Diego Endoscopy Center	0	0	0	0	129,915	0		0	129,915	0
	27-3787593	Sand Lake SurgiCenter, LLC	0	0	0	0	475,766	0		0	475,766	0

SCHEDULE Y
PART 2 - SUMMARY OF INSURER'S TRANSACTIONS WITH ANY AFFILIATES

1	2	3	4	5	6	7	8	9	10	11	12	13
NAIC Company Code	ID Number	Names of Insurers and Parent, Subsidiaries or Affiliates	Shareholder Dividends	Capital Contributions	Purchases, Sales or Exchanges of Loans, Securities, Real Estate, Mortgage Loans or Other Investments	Income/ (Disbursements) Incurred in Connection with Guarantees or Undertakings for the Benefit of any Affiliate(s)	Management Agreements and Service Contracts	Income/ (Disbursements) Incurred Under Reinsurance Agreements	*	Any Other Material Activity Not in the Ordinary Course of the Insurer's Business	Totals	Reinsurance Recoverable/ (Payable) on Losses and/or Reserve Credit Taken/(Liability)
	84-3152209	Sanvello Behavioral Health Services of Texas, P.A.	.0	.0	.0	.0	27,405	.0		.0	27,405	.0
	84-1754732	Sanvello Behavioral Health Services, P.A.	.0	.0	.0	.0	74,892	.0		.0	74,892	.0
71420	94-0734860	Sierra Health and Life Insurance Company, Inc.	(1,825,000,000)	.0	.0	.0	(4,318,985,863)	394,088		.0	(6,143,591,775)	(148,048)
	88-0200415	Sierra Health Services, Inc.	1,975,000,000	.0	.0	.0	.0	.0		.0	1,975,000,000	.0
	88-0385705	Sierra Home Medical Products, Inc.	.0	.0	.0	.0	40,661,881	.0		.0	40,661,881	.0
	82-1485491	SJ East Campus ASC, LLC	.0	.0	.0	.0	1,346,322	.0		.0	1,346,322	.0
	46-0729622	Solstice Administration Services, Inc.	.0	(395,000)	.0	.0	.0	.0		.0	(395,000)	.0
12341	14-1917982	Solstice Benefits, Inc.	.0	.0	.0	.0	(4,151,943)	.0		.0	(4,151,943)	.0
	13971	Solstice Health Insurance Company	.0	.0	.0	.0	(4,973,229)	.0		.0	(4,973,229)	.0
16610	30-1200533	Solstice Healthplans of Arizona, Inc.	.0	185,000	.0	.0	(348,175)	.0		.0	(163,175)	.0
17141	35-2709791	Solstice Healthplans of Colorado, Inc.	.0	100,000	.0	.0	.0	.0		.0	100,000	.0
16878	30-1190514	Solstice Healthplans of Ohio, Inc.	.0	50,000	.0	.0	(619)	.0		.0	49,381	.0
16892	36-4935990	Solstice Healthplans of Texas, Inc.	.0	.0	.0	.0	(165)	.0		.0	(165)	.0
00000	46-3786700	Solstice Healthplans, Inc.	.0	.0	.0	.0	(3,613,598)	.0		.0	(3,613,598)	.0
16790	26-2699505	Solstice of Illinois, Inc.	.0	60,000	.0	.0	(6,476)	.0		.0	53,524	.0
	26-1891960	Solstice of New York, Inc.	.0	.0	.0	.0	(473,696)	.0		.0	(473,696)	.0
	20-8433398	Somerset Outpatient Surgery, L.L.C.	.0	.0	.0	.0	282,268	.0		.0	282,268	.0
	75-2723958	South Arlington Surgical Providers, LLC	.0	.0	.0	.0	276,426	.0		.0	276,426	.0
	88-0201420	Southwest Medical Associates, Inc.	.0	.0	.0	.0	169,694,767	.0		.0	169,694,767	.0
	36-4369359	Southwest Surgery Center, LLC	.0	.0	.0	.0	806,468	.0		.0	806,468	.0
	41-2013700	Southwest Surgical Center, LLC	.0	.0	.0	.0	67,847	.0		.0	67,847	.0
	75-2516426	Space Coast Surgical Center, Ltd.	.0	.0	.0	.0	255,976	.0		.0	255,976	.0
	57-0953005	Spartanburg Surgery Center, LLC	.0	.0	.0	.0	777,619	.0		.0	777,619	.0
	41-1921983	Specialty Benefits, LLC	.0	(2,400,000)	.0	.0	.0	.0		.0	(2,400,000)	.0
	20-3412545	Specialty Surgical Center, LLC	.0	.0	.0	.0	452,607	.0		.0	452,607	.0
	71-0886811	Spectera of New York, IPA, Inc.	.0	.0	.0	.0	24,696	.0		.0	24,696	.0
	52-1260282	Spectera, Inc.	.0	.0	.0	.0	49,748,937	.0		.0	49,748,937	.0
	75-2201400	St. Cloud Outpatient Surgery, Ltd., a Minnesota Limited Partnership	.0	.0	.0	.0	217,294	.0		.0	217,294	.0
	61-1748081	St. Louis Cardiovascular Institute, LLC	.0	.0	.0	.0	337,299	.0		.0	337,299	.0
	61-1754451	St. Louis Specialty Surgical Center, LLC	.0	.0	.0	.0	495,901	.0		.0	495,901	.0
	20-1211544	Stonegate Surgery Center, L.P.	.0	.0	.0	.0	228,819	.0		.0	228,819	.0
	47-4990107	Summer Street ASC, LLC	.0	.0	.0	.0	626,276	.0		.0	626,276	.0
	82-5164277	Surgery Center at Cherry Creek, LLC	.0	.0	.0	.0	1,105,435	.0		.0	1,105,435	.0
	82-5207693	Surgery Center at Kissing Camels, LLC	.0	.0	.0	.0	231,490	.0		.0	231,490	.0
	81-3129674	Surgery Center at St. Vincent, LLC	.0	.0	.0	.0	595,857	.0		.0	595,857	.0
	20-1733152	Surgery Center of Fairfield County, LLC	.0	.0	.0	.0	556,617	.0		.0	556,617	.0
	83-2600045	Surgery Center of Mt. Scott, LLC	.0	.0	.0	.0	306,164	.0		.0	306,164	.0
	36-3562598	Surgery Centers of Des Moines, Ltd., an Iowa Limited Partnership	.0	.0	.0	.0	656,441	.0		.0	656,441	.0
	75-1925497	Surgical Caregivers of Fort Worth, LLC	.0	.0	.0	.0	950,765	.0		.0	950,765	.0

SCHEDULE Y
PART 2 - SUMMARY OF INSURER'S TRANSACTIONS WITH ANY AFFILIATES

1	2	3	4	5	6	7	8	9	10	11	12	13
NAIC Company Code	ID Number	Names of Insurers and Parent, Subsidiaries or Affiliates	Shareholder Dividends	Capital Contributions	Purchases, Sales or Exchanges of Loans, Securities, Real Estate, Mortgage Loans or Other Investments	Income/ (Disbursements) Incurred in Connection with Guarantees or Undertakings for the Benefit of any Affiliate(s)	Management Agreements and Service Contracts	Income/ (Disbursements) Incurred Under Reinsurance Agreements	*	Any Other Material Activity Not in the Ordinary Course of the Insurer's Business	Totals	Reinsurance Recoverable/ (Payable) on Losses and/or Reserve Credit Taken/(Liability)
	63-1251243	Surgical Center of Greensboro, LLC	0	0	0	0	2,764,662	0		0	2,764,662	0
	22-2709324	Surgical Center of South Jersey, Limited Partnership	0	0	0	0	542,921	0		0	542,921	0
	65-1321064	Surgical Eye Experts, LLC	0	0	0	0	59,777	0		0	59,777	0
	22-2529259	Surgicare of Central Jersey, LLC	0	0	0	0	916,183	0		0	916,183	0
	75-2162993	Surgicare of Jackson, Ltd., a Mississippi Limited Partnership	0	0	0	0	223,754	0		0	223,754	0
	75-2507129	Surgicare of La Veta, Ltd., a California Limited Partnership	0	0	0	0	931,155	0		0	931,155	0
	41-1624905	Surgicare of Minneapolis, Ltd., a Minnesota Limited Partnership	0	0	0	0	137,090	0		0	137,090	0
	75-2459715	Surgicare of Mobile, Ltd.	0	0	0	0	1,182,365	0		0	1,182,365	0
	35-1975122	Surgicare, LLC	0	0	0	0	182,046	0		0	182,046	0
	46-1536748	Symphonix Health Holdings LLC	0	(35,000,000)	0	0	0	0		0	(35,000,000)	0
	42-1446216	TeamMD Physicians, P.C.	0	0	0	0	21,781	0		0	21,781	0
	38-3897811	Texas Health Craig Ranch Surgery Center, LLC	0	0	0	0	457,054	0		0	457,054	0
	80-0866449	Texas Health Flower Mound Orthopedic Surgery Center, LLC	0	0	0	0	678,038	0		0	678,038	0
	81-4977249	Texas Health Orthopedic Surgery Center Alliance, LLC	0	0	0	0	631,422	0		0	631,422	0
	82-2296081	Texas Health Surgery Center Alliance, LLC	0	0	0	0	492,061	0		0	492,061	0
	82-1307876	Texas Health Surgery Center Bedford, LLC	0	0	0	0	211,043	0		0	211,043	0
	83-1085415	Texas Health Surgery Center Irving, LLC	0	0	0	0	125,761	0		0	125,761	0
	20-3991622	Texas Health Surgery Center Preston Plaza, LLC	0	0	0	0	990,527	0		0	990,527	0
	47-4425996	Texas Health Surgery Center Rockwall, LLC	0	0	0	0	916,091	0		0	916,091	0
	84-3814490	Texas Health Surgery Center Southwest Fort Worth, LLC	0	0	0	0	681,344	0		0	681,344	0
	83-1464243	Texas Health Surgery Center Waxahachie, LLC	0	0	0	0	38,075	0		0	38,075	0
61832	52-0676509	The Chesapeake Life Insurance Company	(76,000,000)	0	0	0	(92,945,155)	0		0	(168,945,155)	0
	91-0214500	The Everett Clinic, PLLC	0	0	0	0	46,006,083	0		0	46,006,083	0
	20-5562797	The Eye Surgery Center of the Carolinas, L.P.	0	0	0	0	795,232	0		0	795,232	0
	61-1409045	The Outpatient Surgery Center of Hilton Head, LLC	0	0	0	0	536,097	0		0	536,097	0
	91-0369070	The Polyclinic, PLLC	0	0	0	0	7,776,869	0		0	7,776,869	0
	72-1349755	The Surgery Center of Easton, L.P.	0	0	0	0	177,416	0		0	177,416	0
	06-1552689	The Surgical Center of Connecticut, LLC	0	0	0	0	755,182	0		0	755,182	0
	37-1446353	The Surgical Center of the Treasure Coast, L.L.C.	0	0	0	0	180,401	0		0	180,401	0

SCHEDULE Y

PART 2 - SUMMARY OF INSURER'S TRANSACTIONS WITH ANY AFFILIATES

1	2	3	4	5	6	7	8	9	10	11	12	13
NAIC Company Code	ID Number	Names of Insurers and Parent, Subsidiaries or Affiliates	Shareholder Dividends	Capital Contributions	Purchases, Sales or Exchanges of Loans, Securities, Real Estate, Mortgage Loans or Other Investments	Income/ (Disbursements) Incurred in Connection with Guarantees or Undertakings for the Benefit of any Affiliate(s)	Management Agreements and Service Contracts	Income/ (Disbursements) Incurred Under Reinsurance Agreements	*	Any Other Material Activity Not in the Ordinary Course of the Insurer's Business	Totals	Reinsurance Recoverable/ (Payable) on Losses and/or Reserve Credit Taken/(Liability)
	26-1579919	Thomas Johnson Surgery Center, LLC	0	0	0	0	391,506	0		0	391,506	0
	25-1825549	Three Rivers Holdings, Inc.	159,000,000	0	0	0	0	0		0	159,000,000	0
	83-1528858	Trails Edge Surgery Center, LLC	0	0	0	0	699,286	0		0	699,286	0
	33-0592165	Treasure Valley Hospital Limited Partnership	0	0	0	0	5,726,068	0		0	5,726,068	0
15737	47-3788473	Tufts Health Freedom Insurance Company	0	0	0	0	(1,987,074)	0		0	(1,987,074)	0
	63-0974161	Tuscaloosa Surgical Center, L.P.	0	0	0	0	344,041	0		0	344,041	0
	94-3077084	U.S. Behavioral Health Plan, California	0	9,000,000	0	0	113,931,546	0		0	122,931,546	0
	95-2931460	UHC of California	(175,000,000)	0	0	0	(2,490,125,434)	0		0	(2,665,125,434)	0
	41-1921008	UHC Holdings, Inc.	2,750,000,000	0	0	0	0	0		0	2,750,000,000	0
91529	52-1996029	Unimerica Insurance Company	(50,000,000)	0	0	0	(34,584,622)	1,064,554		0	(83,520,068)	(2,488)
11596	01-0637149	Unimerica Life Insurance Company of New York	0	0	0	0	(1,373,604)	0		0	(1,373,604)	0
	20-5917714	Unison Health Plan of Delaware, Inc.	0	0	0	0	(27,503)	0		0	(27,503)	0
	94-2649097	United Behavioral Health	0	(9,000,000)	0	0	2,899,297,169	0		0	2,890,297,169	0
	41-1868911	United Behavioral Health of New York, I.P.A., Inc.	0	0	0	0	197,171,090	0		0	197,171,090	0
	75-2583080	United Group Reinsurance, Inc.	0	0	0	0	0	399,406		0	399,406	(1,813,682)
	41-1289245	United HealthCare Services, Inc.	750,700,733	(124,500,000)	0	0	13,631,590,859	0		647,000,000	14,904,791,592	0
	83-1720113	United Medical Park ASC, LLC	0	0	0	0	690,689	0		0	690,689	0
	41-1321939	UnitedHealth Group Incorporated	0	0	0	0	2,304,292,314	0		0	2,304,292,314	0
95174	33-0115163	UnitedHealthcare Benefits of Texas, Inc.	(50,000,000)	0	0	0	(4,005,236,539)	(5,125,081)		0	(4,060,361,620)	0
	47-3221444	UnitedHealthcare Benefits Plan of California	0	40,000,000	0	0	(541,411,031)	0		0	(501,411,031)	0
	46-4348775	UnitedHealthcare Community Plan of California, Inc.	(6,500,000)	0	0	0	(30,726,036)	0		0	(37,226,036)	0
13168	26-2688274	UnitedHealthcare Community Plan of Georgia, Inc.	0	0	0	0	1,295	0		0	1,295	0
12323	56-2451429	UnitedHealthcare Community Plan of Ohio, Inc.	(100,000,000)	0	0	0	(1,113,711,562)	(7,409,906)		0	(1,221,121,468)	21,437,554
11141	91-2008361	UnitedHealthcare Community Plan of Texas, L.L.C.	(100,000,000)	0	0	0	(1,489,980,069)	(3,810)		0	(1,589,983,879)	0
95467	38-3204052	UnitedHealthcare Community Plan, Inc.	(65,000,000)	0	0	0	(402,759,436)	(5,700,238)		0	(473,459,674)	4,204,871
79413	36-2739571	UnitedHealthcare Insurance Company	(2,750,000,000)	(150,000,000)	0	0	(14,735,750,470)	245,959,364		(647,000,000)	(18,036,791,106)	(622,000,802)
84549	38-2044243	UnitedHealthcare Insurance Company of America	0	35,000,000	0	0	(624,276,291)	0		0	(589,276,291)	0
60318	36-3800349	UnitedHealthcare Insurance Company of Illinois	0	150,000,000	0	0	(449,427,969)	(245)		0	(299,428,214)	0
60093	11-3283886	UnitedHealthcare Insurance Company of New York	0	0	0	0	(814,277,125)	(44,372,899)		0	(858,650,024)	380,899,148
12231	20-1902768	UnitedHealthcare Insurance Company of the River Valley	0	75,000,000	0	0	(998,773,359)	135		0	(923,773,224)	0
	86-0618309	UnitedHealthcare Integrated Services, Inc.	0	0	0	0	231	0		0	231	0

42.10

SCHEDULE Y

PART 2 - SUMMARY OF INSURER'S TRANSACTIONS WITH ANY AFFILIATES

1	2	3	4	5	6	7	8	9	10	11	12	13
NAIC Company Code	ID Number	Names of Insurers and Parent, Subsidiaries or Affiliates	Shareholder Dividends	Capital Contributions	Purchases, Sales or Exchanges of Loans, Securities, Real Estate, Mortgage Loans or Other Investments	Income/ (Disbursements) Incurred in Connection with Guarantees or Undertakings for the Benefit of any Affiliate(s)	Management Agreements and Service Contracts	Income/ (Disbursements) Incurred Under Reinsurance Agreements	*	Any Other Material Activity Not in the Ordinary Course of the Insurer's Business	Totals	Reinsurance Recoverable/ (Payable) on Losses and/or Reserve Credit Taken/(Liability)
97179	86-0207231	UnitedHealthcare Life Insurance Company	(50,000,000)	0	0	0	(107,996,571)	(134)		0	(157,996,705)	(12,721)
95784	63-0899562	UnitedHealthcare of Alabama, Inc.	0	7,000,000	0	0	(185,162,012)	(889,832)		0	(179,051,844)	0
96016	86-0507074	UnitedHealthcare of Arizona, Inc.	0	0	0	0	(31,394,801)	(129,411)		0	(31,524,212)	0
95446	63-1036819	UnitedHealthcare of Arkansas, Inc.	(6,000,000)	0	0	0	(60,951,575)	(256,955)		0	(67,208,530)	0
95090	84-1004639	UnitedHealthcare of Colorado, Inc.	0	3,000,000	0	0	(28,163,041)	(128,789)		0	(25,291,830)	0
95264	59-1293865	UnitedHealthcare of Florida, Inc.	(125,000,000)	0	0	0	(941,747,435)	(3,450,016)		0	(1,070,197,451)	0
95850	58-1653544	UnitedHealthcare of Georgia, Inc.	(5,500,000)	0	0	0	(119,264,298)	(542,807)		0	(125,307,105)	0
95776	36-3280214	UnitedHealthcare of Illinois, Inc.	0	3,000,000	0	0	(50,154,458)	(182,184)		0	(47,336,642)	0
96644	62-1240316	UnitedHealthcare of Kentucky, Ltd.	0	20,000,000	0	0	(163,798,340)	(812,433)		0	(144,610,773)	0
95833	72-1074008	UnitedHealthcare of Louisiana, Inc.	0	0	0	0	(786,267,661)	(3,677,895)		0	(789,945,556)	0
95716	63-1036817	UnitedHealthcare of Mississippi, Inc.	(98,000,000)	0	0	0	(299,523,316)	(10,896)		0	(397,534,212)	0
95149	05-0413469	UnitedHealthcare of New England, Inc.	(66,200,733)	0	0	0	(463,062,218)	(2,316,515)		0	(531,579,466)	1,054,932
13214	26-2697886	UnitedHealthcare of New Mexico, Inc.	0	0	0	0	(62,792,853)	0		0	(62,792,853)	0
95085	06-1172891	UnitedHealthcare of New York, Inc.	0	0	0	0	(1,602,649,426)	0		0	(1,602,649,426)	0
95103	56-1461010	UnitedHealthcare of North Carolina, Inc.	0	15,000,000	0	0	(321,403,224)	(1,428,788)		0	(307,832,012)	1,571,132
95186	31-1142815	UnitedHealthcare of Ohio, Inc.	(5,000,000)	0	0	0	(7,116,735)	(29,147)		0	(12,145,882)	0
96903	33-0115166	UnitedHealthcare of Oklahoma, Inc.	(40,500,000)	0	0	0	(101,191,152)	0		0	(141,691,152)	0
95893	93-0938819	UnitedHealthcare of Oregon, Inc.	(119,500,000)	0	0	0	(439,502,156)	0		0	(559,002,156)	0
95220	25-1756858	UnitedHealthcare of Pennsylvania, Inc.	(59,000,000)	0	0	0	(470,432,262)	(1,513,870)		0	(530,946,132)	0
16740	35-2674992	UnitedHealthcare of South Carolina, Inc.	0	1,000,000	0	0	(1,570,493)	(204,404)		0	(774,897)	0
95765	95-3939697	UnitedHealthcare of Texas, Inc.	0	20,000,000	0	0	(61,567,825)	(254,830)		0	(41,822,655)	0
95025	52-1130183	UnitedHealthcare of the Mid-Atlantic, Inc.	(100,000,000)	0	0	0	(639,641,001)	(2,369,846)		0	(742,010,847)	0
95591	47-0676824	UnitedHealthcare of the Midlands, Inc.	(150,000,000)	0	0	0	(1,057,258,435)	(15,159,875)		0	(1,222,418,310)	0
96385	43-1361841	UnitedHealthcare of the Midwest, Inc.	(85,000,000)	0	0	0	(1,381,693,807)	(120,105,015)		0	(1,586,798,822)	192,695,041
95685	86-0875231	UnitedHealthcare of the Rockies, Inc.	0	5,000,000	0	0	1,658,122	3		0	6,658,125	0
95501	41-1488563	UnitedHealthcare of Utah, Inc.	(5,500,000)	0	0	0	(763,024,640)	(1,238,154)		0	(769,762,794)	0
48038	91-1312551	UnitedHealthcare of Washington, Inc.	0	10,000,000	0	0	(658,330,394)	0		0	(648,330,394)	0
95710	39-1555888	UnitedHealthcare of Wisconsin, Inc.	(550,000,000)	0	0	0	(2,210,067,133)	(13,686,625)		0	(2,773,753,758)	1,688,491
95378	36-3379945	UnitedHealthcare Plan of the River Valley, Inc.	(420,000,000)	0	0	0	(451,225,466)	(3,320,515)		0	(874,545,981)	0
	47-0854646	UnitedHealthcare Service LLC	0	0	0	0	1,118,882	0		0	1,118,882	0
	01-0518346	UnitedHealthcare Specialty Benefits, LLC	0	0	0	0	72,331	0		0	72,331	0
	41-1922511	UnitedHealthcare, Inc.	1,689,000,000	(173,000,000)	0	0	0	0		0	1,516,000,000	0
	27-0815205	Unity Health Network, LLC	0	0	0	0	7,253,454	0		0	7,253,454	0
	33-0812827	Upland Outpatient Surgical Center, L.P.	0	0	0	0	219,199	0		0	219,199	0
	26-4163593	USHEALTH Administrators, LLC	0	0	0	0	116,516,311	0		0	116,516,311	0
	73-1165000	USHEALTH Group, Inc.	120,000,000	0	0	0	0	0		0	120,000,000	0
	27-2803133	USMD Diagnostic Services, LLC	0	0	0	0	154,774	0		0	154,774	0
	73-1662763	USMD Hospital at Arlington, L.P.	0	0	0	0	3,125,281	0		0	3,125,281	0
	36-4499777	Walnut Hill Surgery Center, LLC	0	0	0	0	179,132	0		0	179,132	0
	36-3469839	Wauwatosa Surgery Center, LLC	0	0	0	0	774,514	0		0	774,514	0
	74-2574229	WellMed Medical Group, P.A.	0	0	0	0	2,457,550	0		0	2,457,550	0

ANNUAL STATEMENT FOR THE YEAR 2021 OF THE UnitedHealthcare Plan of the River Valley, Inc.

SCHEDULE Y

PART 2 - SUMMARY OF INSURER'S TRANSACTIONS WITH ANY AFFILIATES

1	2	3	4	5	6	7	8	9	10	11	12	13
NAIC Company Code	ID Number	Names of Insurers and Parent, Subsidiaries or Affiliates	Shareholder Dividends	Capital Contributions	Purchases, Sales or Exchanges of Loans, Securities, Real Estate, Mortgage Loans or Other Investments	Income/ (Disbursements) Incurred in Connection with Guarantees or Undertakings for the Benefit of any Affiliate(s)	Management Agreements and Service Contracts	Income/ (Disbursements) Incurred Under Reinsurance Agreements	*	Any Other Material Activity Not in the Ordinary Course of the Insurer's Business	Totals	Reinsurance Recoverable/ (Payable) on Losses and/or Reserve Credit Taken/(Liability)
	74-2797745	WellMed Medical Management of Florida, Inc.	.0	.0	.0	.0	1,161,369	.0		0	1,161,369	0
	35-2314192	WellMed Network of Florida, Inc.	.0	.0	.0	.0	1,210,605,631	.0		0	1,210,605,631	0
	74-2889447	WellMed Networks, Inc.	.0	.0	.0	.0	6,990,297,209	.0		0	6,990,297,209	0
	06-1521999	Western Connecticut Orthopedic Surgical Center, LLC	.0	.0	.0	.0	1,694,958	.0		0	1,694,958	0
	47-4468184	Westgreen Surgical Center, LLC	.0	.0	.0	.0	406,240	.0		0	406,240	0
	37-1763155	WestHealth Surgery Center, LLC	.0	.0	.0	.0	321,354	.0		0	321,354	0
	27-4816583	Wilson Creek Surgical Center, LLC	.0	.0	.0	.0	876,954	.0		0	876,954	0
	52-2102846	XLHealth Corporation	50,000,000	(65,000,000)	.0	.0	.0	.0		0	(15,000,000)	0
	46-3537245	XLHome Michigan, P.C.	.0	.0	.0	.0	1,637,080	.0		0	1,637,080	0
	45-5530241	XLHome Northeast, P.C.	.0	.0	.0	.0	67,924,830	.0		0	67,924,830	0
	46-2931689	XLHome Oklahoma, Inc.	.0	.0	.0	.0	7,748,197	.0		0	7,748,197	0
	27-3543997	XLHome, P.C.	.0	.0	.0	.0	316,476,050	.0		0	316,476,050	0
9999999	Control Totals		0	0	0	0	0	0	XXX	0	0	0

ANNUAL STATEMENT FOR THE YEAR 2021 OF THE UnitedHealthcare Plan of the River Valley, Inc.

SCHEDULE Y

PART 3 - ULTIMATE CONTROLLING PARTY AND LISTING OF OTHER U.S. INSURANCE GROUPS OR ENTITIES UNDER THAT ULTIMATE CONTROLLING PARTY'S CONTROL

1	2	3	4	5	6	7	8
Insurers in Holding Company	Owners with Greater Than 10% Ownership	Ownership Percentage Column 2 of Column 1	Granted Disclaimer of Control\ Affiliation of Column 2 Over Column 1 (Yes/No)	Ultimate Controlling Party	U.S. Insurance Groups or Entities Controlled by Column 5	Ownership Percentage (Column 5 of Column 6)	Granted Disclaimer of Control\ Affiliation of Column 5 Over Column 6 (Yes/No)
All Savers Insurance Company	Golden Rule Financial Corporation	100.000	NO	UnitedHealth Group Incorporated	ACN Group of California, Inc.	100.000	NO
All Savers Life Insurance Company of California	Golden Rule Financial Corporation	100.000	NO	UnitedHealth Group Incorporated	Arizona Physicians IPA, Inc.	100.000	NO
AmeriChoice of New Jersey, Inc.	AmeriChoice Corporation	100.000	NO	UnitedHealth Group Incorporated	Dental Benefit Providers of California, Inc.	100.000	NO
Care Improvement Plus of Texas Insurance Company	XLHealth Corporation	100.000	NO	UnitedHealth Group Incorporated	Healthplex Dental Services, Inc.	100.000	NO
Care Improvement Plus South Central Insurance Company	XLHealth Corporation	100.000	NO	UnitedHealth Group Incorporated	Solstice Healthplans, Inc.	100.000	NO
Care Improvement Plus Wisconsin Insurance Company	XLHealth Corporation	100.000	NO	UnitedHealth Group Incorporated	U.S. Behavioral Health Plan, California	100.000	NO
Centurion Casualty Company	Specialty Benefits, LLC	100.000	NO	UnitedHealth Group Incorporated	UHC of California	100.000	NO
Dental Benefit Providers of Illinois, Inc.	Dental Benefit Providers, Inc.	100.000	NO	UnitedHealth Group Incorporated	Unison Health Plan of Delaware, Inc.	100.000	NO
Enterprise Life Insurance Company	Freedom Life Insurance Company of America	100.000	NO	UnitedHealth Group Incorporated	UnitedHealthcare Benefits Plan of California	100.000	NO
Freedom Life Insurance Company of America	USHEALTH Group, Inc.	100.000	NO	UnitedHealth Group Incorporated	UnitedHealthcare Community Plan of California, Inc.	100.000	NO
Golden Rule Insurance Company	Golden Rule Financial Corporation	100.000	NO	UnitedHealth Group Incorporated	UnitedHealthcare Integrated Services, Inc.	100.000	NO
Harken Health Insurance Company	UnitedHealthcare, Inc.	100.000	NO	UnitedHealth Group Incorporated		0.000	
Health Plan of Nevada, Inc.	Sierra Health Services, Inc.	100.000	NO	UnitedHealth Group Incorporated		0.000	
Healthplex Insurance Company	Healthplex, Inc.	100.000	NO	UnitedHealth Group Incorporated		0.000	
Healthplex of NJ, Inc.	Healthplex, Inc.	100.000	NO	UnitedHealth Group Incorporated		0.000	
International Healthcare Services, Inc.	Healthplex, Inc.	100.000	NO	UnitedHealth Group Incorporated		0.000	
MAMSI Life and Health Insurance Company	United HealthCare Services, Inc.	100.000	NO	UnitedHealth Group Incorporated		0.000	
Managed Care of North America, Inc.	MCNA Health Care Holdings, LLC	100.000	NO	UnitedHealth Group Incorporated		0.000	
MCNA Insurance Company	MCNA Health Care Holdings, LLC	100.000	NO	UnitedHealth Group Incorporated		0.000	
MD-Individual Practice Association, Inc.	United HealthCare Services, Inc.	100.000	NO	UnitedHealth Group Incorporated		0.000	
Mid-West National Life Insurance Company of Tennessee	HealthMarkets, LLC	100.000	NO	UnitedHealth Group Incorporated		0.000	
National Foundation Life Insurance Company	Enterprise Life Insurance Company	100.000	NO	UnitedHealth Group Incorporated		0.000	
National Pacific Dental, Inc.	Dental Benefit Providers, Inc.	100.000	NO	UnitedHealth Group Incorporated		0.000	
Neighborhood Health Partnership, Inc.	UnitedHealthcare, Inc.	100.000	NO	UnitedHealth Group Incorporated		0.000	
Nevada Pacific Dental	Dental Benefit Providers, Inc.	100.000	NO	UnitedHealth Group Incorporated		0.000	
Optimum Choice, Inc.	United HealthCare Services, Inc.	100.000	NO	UnitedHealth Group Incorporated		0.000	
Optum Insurance of Ohio, Inc.	OptumRx PBM of Maryland, LLC	100.000	NO	UnitedHealth Group Incorporated		0.000	
Optum Networks of New Jersey, Inc.	OrthoNet Holdings, Inc.	100.000	NO	UnitedHealth Group Incorporated		0.000	
Oxford Health Insurance, Inc.	UnitedHealthcare Insurance Company	100.000	NO	UnitedHealth Group Incorporated		0.000	
Oxford Health Plans (CT), Inc.	Oxford Health Plans LLC	100.000	NO	UnitedHealth Group Incorporated		0.000	
Oxford Health Plans (NJ), Inc.	Oxford Health Plans LLC	100.000	NO	UnitedHealth Group Incorporated		0.000	
Oxford Health Plans (NY), Inc.	Oxford Health Plans LLC	100.000	NO	UnitedHealth Group Incorporated		0.000	
PacifiCare Life and Health Insurance Company	United HealthCare Services, Inc.	100.000	NO	UnitedHealth Group Incorporated		0.000	
PacifiCare Life Assurance Company	United HealthCare Services, Inc.	100.000	NO	UnitedHealth Group Incorporated		0.000	
PacifiCare of Arizona, Inc.	United HealthCare Services, Inc.	100.000	NO	UnitedHealth Group Incorporated		0.000	
PacifiCare of Colorado, Inc.	United HealthCare Services, Inc.	100.000	NO	UnitedHealth Group Incorporated		0.000	
Peoples Health, Inc.	New Orleans Regional Physician Hospital Organization, L.L.C.	100.000	NO	UnitedHealth Group Incorporated		0.000	
Physicians Health Choice of Texas, LLC	PHC Subsidiary Holdings, LLC	100.000	NO	UnitedHealth Group Incorporated		0.000	
Preferred Care Network of Florida, Inc.	United HealthCare Services, Inc.	100.000	NO	UnitedHealth Group Incorporated		0.000	
Preferred Care Network, Inc.	United HealthCare Services, Inc.	100.000	NO	UnitedHealth Group Incorporated		0.000	
Preferred Care Partners, Inc.	Preferred Care Partners Holding, Corp.	100.000	NO	UnitedHealth Group Incorporated		0.000	

ANNUAL STATEMENT FOR THE YEAR 2021 OF THE UnitedHealthcare Plan of the River Valley, Inc.

SCHEDULE Y

PART 3 - ULTIMATE CONTROLLING PARTY AND LISTING OF OTHER U.S. INSURANCE GROUPS OR ENTITIES UNDER THAT ULTIMATE CONTROLLING PARTY'S CONTROL

1 Insurers in Holding Company	2 Owners with Greater Than 10% Ownership	3 Ownership Percentage Column 2 of Column 1	4 Granted Disclaimer of Control\ Affiliation of Column 2 Over Column 1 (Yes/No)	5 Ultimate Controlling Party	6 U.S. Insurance Groups or Entities Controlled by Column 5	7 Ownership Percentage (Column 5 of Column 6)	8 Granted Disclaimer of Control\ Affiliation of Column 5 Over Column 6 (Yes/No)
PreferredOne Insurance Company	PreferredOne Administrative Services, Inc.	100.000	NO	UnitedHealth Group Incorporated		0.000	
Rocky Mountain Health Maintenance Organization, Incorporated	United HealthCare Services, Inc.	100.000	NO	UnitedHealth Group Incorporated		0.000	
Sierra Health and Life Insurance Company, Inc.	Sierra Health Services, Inc.	100.000	NO	UnitedHealth Group Incorporated		0.000	
Solstice Benefits, Inc.	Specialty Benefits, LLC	100.000	NO	UnitedHealth Group Incorporated		0.000	
Solstice Health Insurance Company	Specialty Benefits, LLC	100.000	NO	UnitedHealth Group Incorporated		0.000	
Solstice Healthplans of Arizona, Inc.	Solstice Administration Services, Inc.	100.000	NO	UnitedHealth Group Incorporated		0.000	
Solstice Healthplans of Colorado, Inc.	Solstice Administration Services, Inc.	100.000	NO	UnitedHealth Group Incorporated		0.000	
Solstice Healthplans of Ohio, Inc.	Solstice Administration Services, Inc.	100.000	NO	UnitedHealth Group Incorporated		0.000	
Solstice Healthplans of Texas, Inc.	Solstice Administration Services, Inc.	100.000	NO	UnitedHealth Group Incorporated		0.000	
Solstice of Illinois, Inc.	Solstice Administration Services, Inc.	100.000	NO	UnitedHealth Group Incorporated		0.000	
The Chesapeake Life Insurance Company	HealthMarkets Group, Inc.	100.000	NO	UnitedHealth Group Incorporated		0.000	
Tufts Health Freedom Insurance Company	Tufts Health Freedom Plans, Inc.	100.000	NO	UnitedHealth Group Incorporated		0.000	
Unimerica Insurance Company	OptumHealth Holdings, LLC	100.000	NO	UnitedHealth Group Incorporated		0.000	
Unimerica Life Insurance Company of New York	UnitedHealthcare Insurance Company	100.000	NO	UnitedHealth Group Incorporated		0.000	
UnitedHealthcare Benefits of Texas, Inc.	United HealthCare Services, Inc.	100.000	NO	UnitedHealth Group Incorporated		0.000	
UnitedHealthcare Community Plan of Georgia, Inc.	AmeriChoice Corporation	100.000	NO	UnitedHealth Group Incorporated		0.000	
UnitedHealthcare Community Plan of Ohio, Inc.	Three Rivers Holdings, Inc.	100.000	NO	UnitedHealth Group Incorporated		0.000	
UnitedHealthcare Community Plan of Texas, L.L.C.	Ovations, Inc.	100.000	NO	UnitedHealth Group Incorporated		0.000	
UnitedHealthcare Community Plan, Inc.	AmeriChoice Corporation	100.000	NO	UnitedHealth Group Incorporated		0.000	
UnitedHealthcare Insurance Company	UHC Holdings, Inc.	100.000	NO	UnitedHealth Group Incorporated		0.000	
UnitedHealthcare Insurance Company of America	Symphonix Health Holdings LLC	100.000	NO	UnitedHealth Group Incorporated		0.000	
UnitedHealthcare Insurance Company of Illinois	UnitedHealthcare Insurance Company	100.000	NO	UnitedHealth Group Incorporated		0.000	
UnitedHealthcare Insurance Company of New York	UnitedHealthcare Insurance Company	100.000	NO	UnitedHealth Group Incorporated		0.000	
UnitedHealthcare Insurance Company of the River Valley	UnitedHealthcare, Inc.	100.000	NO	UnitedHealth Group Incorporated		0.000	
UnitedHealthcare Life Insurance Company	Golden Rule Financial Corporation	100.000	NO	UnitedHealth Group Incorporated		0.000	
UnitedHealthcare of Alabama, Inc.	UnitedHealthcare, Inc.	100.000	NO	UnitedHealth Group Incorporated		0.000	
UnitedHealthcare of Arizona, Inc.	UnitedHealthcare, Inc.	100.000	NO	UnitedHealth Group Incorporated		0.000	
UnitedHealthcare of Arkansas, Inc.	UnitedHealthcare, Inc.	100.000	NO	UnitedHealth Group Incorporated		0.000	
UnitedHealthcare of Colorado, Inc.	UnitedHealthcare, Inc.	100.000	NO	UnitedHealth Group Incorporated		0.000	
UnitedHealthcare of Florida, Inc.	UnitedHealthcare, Inc.	100.000	NO	UnitedHealth Group Incorporated		0.000	
UnitedHealthcare of Georgia, Inc.	UnitedHealthcare, Inc.	100.000	NO	UnitedHealth Group Incorporated		0.000	
UnitedHealthcare of Illinois, Inc.	UnitedHealthcare, Inc.	100.000	NO	UnitedHealth Group Incorporated		0.000	
UnitedHealthcare of Kentucky, Ltd.	United HealthCare Services, Inc.	94.170	NO	UnitedHealth Group Incorporated		0.000	
UnitedHealthcare of Louisiana, Inc.	UnitedHealthcare, Inc.	100.000	NO	UnitedHealth Group Incorporated		0.000	
UnitedHealthcare of Mississippi, Inc.	UnitedHealthcare, Inc.	100.000	NO	UnitedHealth Group Incorporated		0.000	
UnitedHealthcare of New England, Inc.	United HealthCare Services, Inc.	100.000	NO	UnitedHealth Group Incorporated		0.000	
UnitedHealthcare of New Mexico, Inc.	UnitedHealthcare Insurance Company	100.000	NO	UnitedHealth Group Incorporated		0.000	
UnitedHealthcare of New York, Inc.	AmeriChoice Corporation	100.000	NO	UnitedHealth Group Incorporated		0.000	
UnitedHealthcare of North Carolina, Inc.	UnitedHealthcare, Inc.	100.000	NO	UnitedHealth Group Incorporated		0.000	
UnitedHealthcare of Ohio, Inc.	United HealthCare Services, Inc.	100.000	NO	UnitedHealth Group Incorporated		0.000	
UnitedHealthcare of Oklahoma, Inc.	United HealthCare Services, Inc.	100.000	NO	UnitedHealth Group Incorporated		0.000	
UnitedHealthcare of Oregon, Inc.	United HealthCare Services, Inc.	100.000	NO	UnitedHealth Group Incorporated		0.000	
UnitedHealthcare of Pennsylvania, Inc.	Three Rivers Holdings, Inc.	100.000	NO	UnitedHealth Group Incorporated		0.000	

43.1

ANNUAL STATEMENT FOR THE YEAR 2021 OF THE UnitedHealthcare Plan of the River Valley, Inc.

SCHEDULE Y

PART 3 - ULTIMATE CONTROLLING PARTY AND LISTING OF OTHER U.S. INSURANCE GROUPS OR ENTITIES UNDER THAT ULTIMATE CONTROLLING PARTY'S CONTROL

1 Insurers in Holding Company	2 Owners with Greater Than 10% Ownership	3 Ownership Percentage Column 2 of Column 1	4 Granted Disclaimer of Control/ Affiliation of Column 2 Over Column 1 (Yes/No)	5 Ultimate Controlling Party	6 U.S. Insurance Groups or Entities Controlled by Column 5	7 Ownership Percentage (Column 5 of Column 6)	8 Granted Disclaimer of Control/ Affiliation of Column 5 Over Column 6 (Yes/No)
UnitedHealthcare of South Carolina, Inc.	UnitedHealthcare, Inc.	100.000	.NO.....	UnitedHealth Group Incorporated0.000
UnitedHealthcare of Texas, Inc.	UnitedHealthcare, Inc.	100.000	.NO.....	UnitedHealth Group Incorporated0.000
UnitedHealthcare of the Mid-Atlantic, Inc.	UnitedHealthcare, Inc.	100.000	.NO.....	UnitedHealth Group Incorporated0.000
UnitedHealthcare of the Midlands, Inc.	UnitedHealthcare, Inc.	100.000	.NO.....	UnitedHealth Group Incorporated0.000
UnitedHealthcare of the Midwest, Inc.	UnitedHealthcare, Inc.	100.000	.NO.....	UnitedHealth Group Incorporated0.000
UnitedHealthcare of the Rockies, Inc.	United HealthCare Services, Inc.	100.000	.NO.....	UnitedHealth Group Incorporated0.000
UnitedHealthcare of Utah, Inc.	UnitedHealthcare, Inc.	100.000	.NO.....	UnitedHealth Group Incorporated0.000
UnitedHealthcare of Washington, Inc.	United HealthCare Services, Inc.	100.000	.NO.....	UnitedHealth Group Incorporated0.000
UnitedHealthcare of Wisconsin, Inc.	UnitedHealthcare, Inc.	100.000	.NO.....	UnitedHealth Group Incorporated0.000
UnitedHealthcare Plan of the River Valley, Inc.	UnitedHealthcare, Inc.	100.000	.NO.....	UnitedHealth Group Incorporated0.000

SUPPLEMENTAL EXHIBITS AND SCHEDULES INTERROGATORIES

The following supplemental reports are required to be filed as part of your statement filing unless specifically waived by the domiciliary state. However, in the event that your domiciliary state waives the filing requirement, your response of WAIVED to the specific interrogatory will be accepted in lieu of filing a "NONE" report and a bar code will be printed below. If the supplement is required of your company but is not being filed for whatever reason enter SEE EXPLANATION and provide an explanation following the interrogatory questions.










	Responses
MARCH FILING	
1. Will the Supplemental Compensation Exhibit be filed with the state of domicile by March 1?	YES
2. Will an actuarial opinion be filed by March 1?	YES
3. Will the confidential Risk-based Capital Report be filed with the NAIC by March 1?.....	YES
4. Will the confidential Risk-based Capital Report be filed with the state of domicile, if required, by March 1?.....	YES
APRIL FILING	
5. Will Management's Discussion and Analysis be filed by April 1?	YES
6. Will the Supplemental Investment Risks Interrogatories be filed by April 1?	YES
7. Will the Accident and Health Policy Experience Exhibit be filed by April 1?	YES
JUNE FILING	
8. Will an audited financial report be filed by June 1?	YES
9. Will Accountant's Letter of Qualifications be filed with the state of domicile and electronically with the NAIC by June 1?	YES

The following supplemental reports are required to be filed as part of your annual statement filing **if your company is engaged in the type of business covered by the supplement. However, in the event that your company does not transact the type of business for which the special report must be filed, your response of NO to the specific interrogatory will be accepted in lieu of filing a "NONE" report and a bar code will be printed below.** If the supplement is required of your company but is not being filed for whatever reason enter SEE EXPLANATION and provide an explanation following the interrogatory questions.

MARCH FILING	
10. Will the Medicare Supplement Insurance Experience Exhibit be filed with the state of domicile and the NAIC by March 1?	NO
11. Will the Supplemental Life data due March 1 be filed with the state of domicile and the NAIC?	NO
12. Will Schedule SIS (Stockholder Information Supplement) be filed with the state of domicile by March 1?.....	NO
13. Will the actuarial opinion on participating and non-participating policies as required in Interrogatories 1 and 2 on Exhibit 5 to Life Supplement be filed with the state of domicile and electronically with the NAIC by March 1?.....	NO
14. Will the actuarial opinion on non-guaranteed elements as required in Interrogatory 3 to Exhibit 5 to Life Supplement be filed with the state of domicile and electronically with the NAIC by March 1?.....	NO
15. Will the Medicare Part D Coverage Supplement be filed with the state of domicile and the NAIC by March 1?.....	NO
16. Will an approval from the reporting entity's state of domicile for relief related to the five-year rotation requirement for lead audit partner be filed electronically with the NAIC by March 1?	NO
17. Will an approval from the reporting entity's state of domicile for relief related to the one-year cooling off period for independent CPA be filed electronically with the NAIC by March 1?	NO
18. Will an approval from the reporting entity's state of domicile for relief related to the Requirements for Audit Committees be filed electronically with the NAIC by March 1?	NO
APRIL FILING	
19. Will the Long-Term Care Experience Reporting Forms be filed with the state of domicile and the NAIC by April 1?	NO
20. Will the Supplemental Life data due April 1 be filed with the state of domicile and the NAIC?	NO
21. Will the Supplemental Health Care Exhibit (Parts 1, 2 and 3) be filed with the state of domicile and the NAIC by April 1?	YES
22. Will the regulator only (non-public) Supplemental Health Care Exhibit's Expense Allocation Report be filed with the state of domicile and the NAIC by April 1?	YES
23. Will the Life, Health & Annuity Guaranty Association Assessable Premium Exhibit - Parts 1 and 2 be filed with the state of domicile and the NAIC by April 1?	YES

AUGUST FILING	
24. Will Management's Report of Internal Control Over Financial Reporting be filed with the state of domicile by August 1?	YES
10. Explanations:	
11.	
12.	
13.	
14.	
15.	
16.	
17.	
18.	
19.	
20.	

Bar Codes:

10. Medicare Supplement Insurance Experience Exhibit [Document Identifier 360]	
11. Life Supplement [Document Identifier 205]	
12. SIS Stockholder Information Supplement [Document Identifier 420]	
13. Participating Opinion for Exhibit 5 [Document Identifier 371]	
14. Non-Guaranteed Opinion for Exhibit 5 [Document Identifier 370]	
15. Medicare Part D Coverage Supplement [Document Identifier 365]	
16. Relief from the five-year rotation requirement for lead audit partner [Document Identifier 224]	
17. Relief from the one-year cooling off period for independent CPA [Document Identifier 225]	
18. Relief from the Requirements for Audit Committees [Document Identifier 226]	

SUPPLEMENTAL EXHIBITS AND SCHEDULES INTERROGATORIES

19. Long-Term Care Experience Reporting Forms [Document Identifier 306]



20. Life Supplement [Document Identifier 211]



OVERFLOW PAGE FOR WRITE-INS

Additional Write-ins for Assets Line 25

	Current Year			Prior Year
	1 Assets	2 Nonadmitted Assets	3 Net Admitted Assets (Cols. 1 - 2)	4 Net Admitted Assets
2504. Miscellaneous Receivables	1,444	1,444	0	0
2505. Prepaid Premium Taxes	1,422	0	1,422	10,576
2506. Note Receivable	0	0	0	20,000,000
2507. Interest Receivable on Note	0	0	0	1,088
2508. Taxes Receivable - State	0	0	0	9,943
2597. Summary of remaining write-ins for Line 25 from overflow page	2,866	1,444	1,422	20,021,607

Additional Write-ins for Underwriting and Investment Exhibit Part 3 Line 25

	Claim Adjustment Expenses		3 General Administrative Expenses	4 Investment Expenses	5 Total
	1 Cost Containment Expenses	2 Other Claim Adjustment Expenses			
2504. Miscellaneous Losses	24,252	8,441	31,881	0	64,574
2505. Professional Fees/Consulting	1,742,140	606,362	2,290,230	0	4,638,732
2506. Sundry General Expenses	13,291,663	3,889,323	15,107,627	0	32,288,613
2597. Summary of remaining write-ins for Line 25 from overflow page	15,058,055	4,504,126	17,429,738	0	36,991,919

Additional Write-ins for Exhibit of Nonadmitted Assets Line 25

	1 Current Year Total Nonadmitted Assets	2 Prior Year Total Nonadmitted Assets	3 Change in Total Nonadmitted Assets (Col. 2 - Col. 1)
2504. Miscellaneous Receivables	1,444	2,870	1,426
2597. Summary of remaining write-ins for Line 25 from overflow page	1,444	2,870	1,426

SUMMARY INVESTMENT SCHEDULE

Investment Categories	Gross Investment Holdings		Admitted Assets as Reported in the Annual Statement			
	1 Amount	2 Percentage of Column 1 Line 13	3 Amount	4 Securities Lending Reinvested Collateral Amount	5 Total (Col. 3 + 4) Amount	6 Percentage of Column 5 Line 13
1. Long-Term Bonds (Schedule D, Part 1):						
1.01 U.S. governments	94,703,298	9.506	94,703,298	0	94,703,298	9.506
1.02 All other governments	0	0.000	0	0	0	0.000
1.03 U.S. states, territories and possessions, etc. guaranteed	34,048,424	3.418	34,048,424	0	34,048,424	3.418
1.04 U.S. political subdivisions of states, territories, and possessions, guaranteed	30,239,952	3.035	30,239,952	0	30,239,952	3.035
1.05 U.S. special revenue and special assessment obligations, etc. non-guaranteed	216,139,606	21.695	216,139,606	0	216,139,606	21.695
1.06 Industrial and miscellaneous	348,180,703	34.949	348,180,703	0	348,180,703	34.949
1.07 Hybrid securities	0	0.000	0	0	0	0.000
1.08 Parent, subsidiaries and affiliates	0	0.000	0	0	0	0.000
1.09 SVO identified funds	0	0.000	0	0	0	0.000
1.10 Unaffiliated Bank loans	0	0.000	0	0	0	0.000
1.11 Total long-term bonds	723,311,983	72.602	723,311,983	0	723,311,983	72.602
2. Preferred stocks (Schedule D, Part 2, Section 1):						
2.01 Industrial and miscellaneous (Unaffiliated)	0	0.000	0	0	0	0.000
2.02 Parent, subsidiaries and affiliates	0	0.000	0	0	0	0.000
2.03 Total preferred stocks	0	0.000	0	0	0	0.000
3. Common stocks (Schedule D, Part 2, Section 2):						
3.01 Industrial and miscellaneous Publicly traded (Unaffiliated)	0	0.000	0	0	0	0.000
3.02 Industrial and miscellaneous Other (Unaffiliated)	0	0.000	0	0	0	0.000
3.03 Parent, subsidiaries and affiliates Publicly traded	0	0.000	0	0	0	0.000
3.04 Parent, subsidiaries and affiliates Other	0	0.000	0	0	0	0.000
3.05 Mutual funds	0	0.000	0	0	0	0.000
3.06 Unit investment trusts	0	0.000	0	0	0	0.000
3.07 Closed-end funds	0	0.000	0	0	0	0.000
3.08 Total common stocks	0	0.000	0	0	0	0.000
4. Mortgage loans (Schedule B):						
4.01 Farm mortgages	0	0.000	0	0	0	0.000
4.02 Residential mortgages	0	0.000	0	0	0	0.000
4.03 Commercial mortgages	0	0.000	0	0	0	0.000
4.04 Mezzanine real estate loans	0	0.000	0	0	0	0.000
4.05 Total valuation allowance	0	0.000	0	0	0	0.000
4.06 Total mortgage loans	0	0.000	0	0	0	0.000
5. Real estate (Schedule A):						
5.01 Properties occupied by company	0	0.000	0	0	0	0.000
5.02 Properties held for production of income	0	0.000	0	0	0	0.000
5.03 Properties held for sale	0	0.000	0	0	0	0.000
5.04 Total real estate	0	0.000	0	0	0	0.000
6. Cash, cash equivalents and short-term investments:						
6.01 Cash (Schedule E, Part 1)	879,834	0.088	879,834	0	879,834	0.088
6.02 Cash equivalents (Schedule E, Part 2)	247,243,272	24.817	247,243,272	0	247,243,272	24.817
6.03 Short-term investments (Schedule DA)	18,910,949	1.898	18,910,949	0	18,910,949	1.898
6.04 Total cash, cash equivalents and short-term investments	267,034,055	26.804	267,034,055	0	267,034,055	26.804
7. Contract loans	0	0.000	0	0	0	0.000
8. Derivatives (Schedule DB)	0	0.000	0	0	0	0.000
9. Other invested assets (Schedule BA)	5,917,181	0.594	5,917,181	0	5,917,181	0.594
10. Receivables for securities	0	0.000	0	0	0	0.000
11. Securities Lending (Schedule DL, Part 1)	0	0.000	0	XXX	XXX	XXX
12. Other invested assets (Page 2, Line 11)	0	0.000	0	0	0	0.000
13. Total invested assets	996,263,219	100.000	996,263,219	0	996,263,219	100.000

Schedule A - Verification - Real Estate

N O N E

Schedule B - Verification - Mortgage Loans

N O N E

ANNUAL STATEMENT FOR THE YEAR 2021 OF THE UnitedHealthcare Plan of the River Valley, Inc.

SCHEDULE BA - VERIFICATION BETWEEN YEARS

Other Long-Term Invested Assets

1. Book/adjusted carrying value, December 31 of prior year	7,838,898
2. Cost of acquired:	
2.1 Actual cost at time of acquisition (Part 2, Column 8)	0
2.2 Additional investment made after acquisition (Part 2, Column 9)	0
3. Capitalized deferred interest and other:	
3.1 Totals, Part 1, Column 16	0
3.2 Totals, Part 3, Column 12	0
4. Accrual of discount	0
5. Unrealized valuation increase (decrease):	
5.1 Totals, Part 1, Column 13	0
5.2 Totals, Part 3, Column 9	0
6. Total gain (loss) on disposals, Part 3, Column 19	0
7. Deduct amounts received on disposals, Part 3, Column 16	0
8. Deduct amortization of premium and depreciation	1,921,717
9. Total foreign exchange change in book/adjusted carrying value:	
9.1 Totals, Part 1, Column 17	0
9.2 Totals, Part 3, Column 14	0
10. Deduct current year's other than temporary impairment recognized:	
10.1 Totals, Part 1, Column 15	0
10.2 Totals, Part 3, Column 11	0
11. Book/adjusted carrying value at end of current period (Lines 1+2+3+4+5+6-7-8+9-10)	5,917,181
12. Deduct total nonadmitted amounts	0
13. Statement value at end of current period (Line 11 minus Line 12)	5,917,181

SCHEDULE D - VERIFICATION BETWEEN YEARS

Bonds and Stocks

1. Book/adjusted carrying value, December 31 of prior year	683,036,957
2. Cost of bonds and stocks acquired, Part 3, Column 7	203,411,997
3. Accrual of discount	126,407
4. Unrealized valuation increase (decrease):	
4.1. Part 1, Column 12	0
4.2. Part 2, Section 1, Column 15	0
4.3. Part 2, Section 2, Column 13	0
4.4. Part 4, Column 11	0
5. Total gain (loss) on disposals, Part 4, Column 19	1,689,004
6. Deduction consideration for bonds and stocks disposed of, Part 4, Column 7	157,260,838
7. Deduct amortization of premium	8,043,383
8. Total foreign exchange change in book/adjusted carrying value:	
8.1. Part 1, Column 15	0
8.2. Part 2, Section 1, Column 19	0
8.3. Part 2, Section 2, Column 16	0
8.4. Part 4, Column 15	0
9. Deduct current year's other than temporary impairment recognized:	
9.1. Part 1, Column 14	0
9.2. Part 2, Section 1, Column 17	0
9.3. Part 2, Section 2, Column 14	0
9.4. Part 4, Column 13	0
10. Total investment income recognized as a result of prepayment penalties and/or acceleration fees, Note 5Q, Line 2	351,842
11. Book/adjusted carrying value at end of current period (Lines 1+2+3+4+5-6-7+8-9+10)	723,311,986
12. Deduct total nonadmitted amounts	0
13. Statement value at end of current period (Line 11 minus Line 12)	723,311,986

SCHEDULE D - SUMMARY BY COUNTRY

Long-Term Bonds and Stocks OWNED December 31 of Current Year

Description		1 Book/Adjusted Carrying Value	2 Fair Value	3 Actual Cost	4 Par Value of Bonds
BONDS					
Governments (Including all obligations guaranteed by governments)	1. United States	94,703,298	94,770,240	95,786,077	93,610,000
	2. Canada	0	0	0	0
	3. Other Countries	0	0	0	0
	4. Totals	94,703,298	94,770,240	95,786,077	93,610,000
U.S. States, Territories and Possessions (Direct and guaranteed)	5. Totals	34,048,424	34,477,413	36,391,394	28,290,000
U.S. Political Subdivisions of States, Territories and Possessions (Direct and guaranteed)	6. Totals	30,239,952	30,694,811	31,608,768	25,170,000
U.S. Special Revenue and Special Assessment Obligations and all Non- Guaranteed Obligations of Agencies and Authorities of Governments and their Political Subdivisions	7. Totals	216,139,606	220,885,942	225,249,865	199,348,373
Industrial and Miscellaneous, SVO Identified Funds, Unaffiliated Bank Loans and Hybrid Securities (unaffiliated)	8. United States	310,079,834	315,034,497	311,663,161	305,655,747
	9. Canada	13,822,100	13,998,021	13,853,105	13,740,000
	10. Other Countries	24,278,769	24,564,723	24,281,097	24,189,279
	11. Totals	348,180,703	353,597,241	349,797,363	343,585,026
Parent, Subsidiaries and Affiliates	12. Totals	0	0	0	0
	13. Total Bonds	723,311,983	734,425,647	738,833,467	690,003,399
PREFERRED STOCKS					
Industrial and Miscellaneous (unaffiliated)	14. United States	0	0	0	0
	15. Canada	0	0	0	0
	16. Other Countries	0	0	0	0
	17. Totals	0	0	0	0
Parent, Subsidiaries and Affiliates	18. Totals	0	0	0	0
	19. Total Preferred Stocks	0	0	0	0
COMMON STOCKS					
Industrial and Miscellaneous (unaffiliated)	20. United States	0	0	0	0
	21. Canada	0	0	0	0
	22. Other Countries	0	0	0	0
	23. Totals	0	0	0	0
Parent, Subsidiaries and Affiliates	24. Totals	0	0	0	0
	25. Total Common Stocks	0	0	0	0
	26. Total Stocks	0	0	0	0
	27. Total Bonds and Stocks	723,311,983	734,425,647	738,833,467	

ANNUAL STATEMENT FOR THE YEAR 2021 OF THE UnitedHealthcare Plan of the River Valley, Inc.

SCHEDULE D - PART 1A - SECTION 1

Quality and Maturity Distribution of All Bonds Owned December 31, at Book/Adjusted Carrying Values by Major Types of Issues and NAIC Designations

NAIC Designation	1 1 Year or Less	2 Over 1 Year Through 5 Years	3 Over 5 Years Through 10 Years	4 Over 10 Years Through 20 Years	5 Over 20 Years	6 No Maturity Date	7 Total Current Year	8 Col. 7 as a % of Line 11.7	9 Total from Col. 7 Prior Year	10 % From Col. 8 Prior Year	11 Total Publicly Traded	12 Total Privately Placed (a)
1. U.S. Governments												
1.1 NAIC 1	42,383,669	36,316,963	23,147,941	0	0	XXX	101,848,573	13.7	123,932,870	16.8	101,848,573	0
1.2 NAIC 2	0	0	0	0	0	XXX	0	0.0	0	0.0	0	0
1.3 NAIC 3	0	0	0	0	0	XXX	0	0.0	0	0.0	0	0
1.4 NAIC 4	0	0	0	0	0	XXX	0	0.0	0	0.0	0	0
1.5 NAIC 5	0	0	0	0	0	XXX	0	0.0	0	0.0	0	0
1.6 NAIC 6	0	0	0	0	0	XXX	0	0.0	0	0.0	0	0
1.7 Totals	42,383,669	36,316,963	23,147,941	0	0	XXX	101,848,573	13.7	123,932,870	16.8	101,848,573	0
2. All Other Governments												
2.1 NAIC 1	0	0	0	0	0	XXX	0	0.0	0	0.0	0	0
2.2 NAIC 2	0	0	0	0	0	XXX	0	0.0	0	0.0	0	0
2.3 NAIC 3	0	0	0	0	0	XXX	0	0.0	0	0.0	0	0
2.4 NAIC 4	0	0	0	0	0	XXX	0	0.0	0	0.0	0	0
2.5 NAIC 5	0	0	0	0	0	XXX	0	0.0	0	0.0	0	0
2.6 NAIC 6	0	0	0	0	0	XXX	0	0.0	0	0.0	0	0
2.7 Totals	0	0	0	0	0	XXX	0	0.0	0	0.0	0	0
3. U.S. States, Territories and Possessions etc., Guaranteed												
3.1 NAIC 1	0	18,838,768	15,209,655	0	0	XXX	34,048,423	4.6	35,115,283	4.8	34,048,423	0
3.2 NAIC 2	0	0	0	0	0	XXX	0	0.0	0	0.0	0	0
3.3 NAIC 3	0	0	0	0	0	XXX	0	0.0	0	0.0	0	0
3.4 NAIC 4	0	0	0	0	0	XXX	0	0.0	0	0.0	0	0
3.5 NAIC 5	0	0	0	0	0	XXX	0	0.0	0	0.0	0	0
3.6 NAIC 6	0	0	0	0	0	XXX	0	0.0	0	0.0	0	0
3.7 Totals	0	18,838,768	15,209,655	0	0	XXX	34,048,423	4.6	35,115,283	4.8	34,048,423	0
4. U.S. Political Subdivisions of States, Territories and Possessions, Guaranteed												
4.1 NAIC 1	0	11,232,478	18,657,475	350,000	0	XXX	30,239,953	4.1	27,322,856	3.7	30,239,953	0
4.2 NAIC 2	0	0	0	0	0	XXX	0	0.0	0	0.0	0	0
4.3 NAIC 3	0	0	0	0	0	XXX	0	0.0	0	0.0	0	0
4.4 NAIC 4	0	0	0	0	0	XXX	0	0.0	0	0.0	0	0
4.5 NAIC 5	0	0	0	0	0	XXX	0	0.0	0	0.0	0	0
4.6 NAIC 6	0	0	0	0	0	XXX	0	0.0	0	0.0	0	0
4.7 Totals	0	11,232,478	18,657,475	350,000	0	XXX	30,239,953	4.1	27,322,856	3.7	30,239,953	0
5. U.S. Special Revenue & Special Assessment Obligations, etc., Non-Guaranteed												
5.1 NAIC 1	34,878,977	104,818,398	65,333,561	6,997,740	1,753,915	XXX	213,782,591	28.8	223,855,055	30.4	213,782,591	0
5.2 NAIC 2	0	0	2,357,018	0	0	XXX	2,357,018	0.3	2,381,002	0.3	2,357,018	0
5.3 NAIC 3	0	0	0	0	0	XXX	0	0.0	0	0.0	0	0
5.4 NAIC 4	0	0	0	0	0	XXX	0	0.0	0	0.0	0	0
5.5 NAIC 5	0	0	0	0	0	XXX	0	0.0	0	0.0	0	0
5.6 NAIC 6	0	0	0	0	0	XXX	0	0.0	0	0.0	0	0
5.7 Totals	34,878,977	104,818,398	67,690,579	6,997,740	1,753,915	XXX	216,139,609	29.1	226,236,057	30.7	216,139,609	0

ANNUAL STATEMENT FOR THE YEAR 2021 OF THE UnitedHealthcare Plan of the River Valley, Inc.

SCHEDULE D - PART 1A - SECTION 1 (Continued)

Quality and Maturity Distribution of All Bonds Owned December 31, at Book/Adjusted Carrying Values by Major Types of Issues and NAIC Designations

NAIC Designation	1 1 Year or Less	2 Over 1 Year Through 5 Years	3 Over 5 Years Through 10 Years	4 Over 10 Years Through 20 Years	5 Over 20 Years	6 No Maturity Date	7 Total Current Year	8 Col. 7 as a % of Line 11.7	9 Total from Col. 7 Prior Year	10 % From Col. 8 Prior Year	11 Total Publicly Traded	12 Total Privately Placed (a)
6. Industrial & Miscellaneous (Unaffiliated)												
6.1 NAIC 1	45,126,831	143,319,222	55,182,925	955,000	0	XXX	244,583,978	33.0	206,374,172	28.0	175,496,880	69,087,098
6.2 NAIC 2	8,010,192	55,178,429	48,720,064	3,453,712	0	XXX	115,362,397	15.5	118,112,397	16.0	110,761,383	4,601,014
6.3 NAIC 3	0	0	0	0	0	XXX	0	0.0	0	0.0	0	0
6.4 NAIC 4	0	0	0	0	0	XXX	0	0.0	0	0.0	0	0
6.5 NAIC 5	0	0	0	0	0	XXX	0	0.0	0	0.0	0	0
6.6 NAIC 6	0	0	0	0	0	XXX	0	0.0	0	0.0	0	0
6.7 Totals	53,137,023	198,497,651	103,902,989	4,408,712	0	XXX	359,946,375	48.5	324,486,569	44.0	286,258,263	73,688,112
7. Hybrid Securities												
7.1 NAIC 1	0	0	0	0	0	XXX	0	0.0	0	0.0	0	0
7.2 NAIC 2	0	0	0	0	0	XXX	0	0.0	0	0.0	0	0
7.3 NAIC 3	0	0	0	0	0	XXX	0	0.0	0	0.0	0	0
7.4 NAIC 4	0	0	0	0	0	XXX	0	0.0	0	0.0	0	0
7.5 NAIC 5	0	0	0	0	0	XXX	0	0.0	0	0.0	0	0
7.6 NAIC 6	0	0	0	0	0	XXX	0	0.0	0	0.0	0	0
7.7 Totals	0	0	0	0	0	XXX	0	0.0	0	0.0	0	0
8. Parent, Subsidiaries and Affiliates												
8.1 NAIC 1	0	0	0	0	0	XXX	0	0.0	0	0.0	0	0
8.2 NAIC 2	0	0	0	0	0	XXX	0	0.0	0	0.0	0	0
8.3 NAIC 3	0	0	0	0	0	XXX	0	0.0	0	0.0	0	0
8.4 NAIC 4	0	0	0	0	0	XXX	0	0.0	0	0.0	0	0
8.5 NAIC 5	0	0	0	0	0	XXX	0	0.0	0	0.0	0	0
8.6 NAIC 6	0	0	0	0	0	XXX	0	0.0	0	0.0	0	0
8.7 Totals	0	0	0	0	0	XXX	0	0.0	0	0.0	0	0
9. SVO Identified Funds												
9.1 NAIC 1	XXX	XXX	XXX	XXX	XXX	0	0	0.0	0	0.0	0	0
9.2 NAIC 2	XXX	XXX	XXX	XXX	XXX	0	0	0.0	0	0.0	0	0
9.3 NAIC 3	XXX	XXX	XXX	XXX	XXX	0	0	0.0	0	0.0	0	0
9.4 NAIC 4	XXX	XXX	XXX	XXX	XXX	0	0	0.0	0	0.0	0	0
9.5 NAIC 5	XXX	XXX	XXX	XXX	XXX	0	0	0.0	0	0.0	0	0
9.6 NAIC 6	XXX	XXX	XXX	XXX	XXX	0	0	0.0	0	0.0	0	0
9.7 Totals	XXX	XXX	XXX	XXX	XXX	0	0	0.0	0	0.0	0	0
10. Unaffiliated Bank Loans												
10.1 NAIC 1	0	0	0	0	0	XXX	0	0.0	0	0.0	0	0
10.2 NAIC 2	0	0	0	0	0	XXX	0	0.0	0	0.0	0	0
10.3 NAIC 3	0	0	0	0	0	XXX	0	0.0	0	0.0	0	0
10.4 NAIC 4	0	0	0	0	0	XXX	0	0.0	0	0.0	0	0
10.5 NAIC 5	0	0	0	0	0	XXX	0	0.0	0	0.0	0	0
10.6 NAIC 6	0	0	0	0	0	XXX	0	0.0	0	0.0	0	0
10.7 Totals	0	0	0	0	0	XXX	0	0.0	0	0.0	0	0

ANNUAL STATEMENT FOR THE YEAR 2021 OF THE UnitedHealthcare Plan of the River Valley, Inc.

SCHEDULE D - PART 1A - SECTION 1 (Continued)

Quality and Maturity Distribution of All Bonds Owned December 31, at Book/Adjusted Carrying Values by Major Types of Issues and NAIC Designations

NAIC Designation	1 1 Year or Less	2 Over 1 Year Through 5 Years	3 Over 5 Years Through 10 Years	4 Over 10 Years Through 20 Years	5 Over 20 Years	6 No Maturity Date	7 Total Current Year	8 Col. 7 as a % of Line 11.7	9 Total from Col. 7 Prior Year	10 % From Col. 8 Prior Year	11 Total Publicly Traded	12 Total Privately Placed (a)
11. Total Bonds Current Year												
11.1 NAIC 1	(d) 122,389,477	314,525,829	177,531,557	8,302,740	1,753,915	0	624,503,518	84.1	XXX	XXX	555,416,420	69,087,098
11.2 NAIC 2	(d) 8,010,192	55,178,429	51,077,082	3,453,712	0	0	117,719,415	15.9	XXX	XXX	113,118,401	4,601,014
11.3 NAIC 3	(d) 0	0	0	0	0	0	0	0.0	XXX	XXX	0	0
11.4 NAIC 4	(d) 0	0	0	0	0	0	0	0.0	XXX	XXX	0	0
11.5 NAIC 5	(d) 0	0	0	0	0	0	0	0.0	XXX	XXX	0	0
11.6 NAIC 6	(d) 0	0	0	0	0	0	0	0.0	XXX	XXX	0	0
11.7 Totals	130,399,669	369,704,258	228,608,639	11,756,452	1,753,915	0	(b) 742,222,933	100.0	XXX	XXX	668,534,821	73,688,112
11.8 Line 11.7 as a % of Col. 7	17.6	49.8	30.8	1.6	0.2	0.0	100.0	XXX	XXX	XXX	90.1	9.9
12. Total Bonds Prior Year												
12.1 NAIC 1	138,913,450	259,785,474	191,739,132	16,231,239	9,930,941	0	XXX	XXX	616,600,236	83.7	571,748,227	44,852,009
12.2 NAIC 2	8,678,168	41,871,562	63,135,344	6,808,325	0	0	XXX	XXX	120,493,399	16.3	113,752,090	6,741,309
12.3 NAIC 3	0	0	0	0	0	0	XXX	XXX	0	0.0	0	0
12.4 NAIC 4	0	0	0	0	0	0	XXX	XXX	0	0.0	0	0
12.5 NAIC 5	0	0	0	0	0	0	XXX	XXX	(c) 0	0.0	0	0
12.6 NAIC 6	0	0	0	0	0	0	XXX	XXX	(c) 0	0.0	0	0
12.7 Totals	147,591,618	301,657,036	254,874,476	23,039,564	9,930,941	0	XXX	XXX	(b) 737,093,635	100.0	685,500,317	51,593,318
12.8 Line 12.7 as a % of Col. 9	20.0	40.9	34.6	3.1	1.3	0.0	XXX	XXX	100.0	XXX	93.0	7.0
13. Total Publicly Traded Bonds												
13.1 NAIC 1	107,226,339	273,909,692	164,223,734	8,302,740	1,753,915	0	555,416,420	74.8	571,748,227	77.6	555,416,420	XXX
13.2 NAIC 2	7,647,220	53,524,929	48,492,540	3,453,712	0	0	113,118,401	15.2	113,752,090	15.4	113,118,401	XXX
13.3 NAIC 3	0	0	0	0	0	0	0	0.0	0	0.0	0	XXX
13.4 NAIC 4	0	0	0	0	0	0	0	0.0	0	0.0	0	XXX
13.5 NAIC 5	0	0	0	0	0	0	0	0.0	0	0.0	0	XXX
13.6 NAIC 6	0	0	0	0	0	0	0	0.0	0	0.0	0	XXX
13.7 Totals	114,873,559	327,434,621	212,716,274	11,756,452	1,753,915	0	668,534,821	90.1	685,500,317	93.0	668,534,821	XXX
13.8 Line 13.7 as a % of Col. 7	17.2	49.0	31.8	1.8	0.3	0.0	100.0	XXX	XXX	XXX	100.0	XXX
13.9 Line 13.7 as a % of Line 11.7, Col. 7, Section 11	15.5	44.1	28.7	1.6	0.2	0.0	90.1	XXX	XXX	XXX	90.1	XXX
14. Total Privately Placed Bonds												
14.1 NAIC 1	15,163,138	40,616,137	13,307,823	0	0	0	69,087,098	9.3	44,852,009	6.1	XXX	69,087,098
14.2 NAIC 2	362,972	1,653,500	2,584,542	0	0	0	4,601,014	0.6	6,741,309	0.9	XXX	4,601,014
14.3 NAIC 3	0	0	0	0	0	0	0	0.0	0	0.0	XXX	0
14.4 NAIC 4	0	0	0	0	0	0	0	0.0	0	0.0	XXX	0
14.5 NAIC 5	0	0	0	0	0	0	0	0.0	0	0.0	XXX	0
14.6 NAIC 6	0	0	0	0	0	0	0	0.0	0	0.0	XXX	0
14.7 Totals	15,526,110	42,269,637	15,892,365	0	0	0	73,688,112	9.9	51,593,318	7.0	XXX	73,688,112
14.8 Line 14.7 as a % of Col. 7	21.1	57.4	21.6	0.0	0.0	0.0	100.0	XXX	XXX	XXX	XXX	100.0
14.9 Line 14.7 as a % of Line 11.7, Col. 7, Section 11	2.1	5.7	2.1	0.0	0.0	0.0	9.9	XXX	XXX	XXX	XXX	9.9

(a) Includes \$ 0 freely tradable under SEC Rule 144 or qualified for resale under SEC Rule 144A.

(b) Includes \$ 0 current year of bonds with Z designations and \$ 0 prior year of bonds with Z designations. The letter "Z" means the NAIC designation was not assigned by the Securities Valuation Office (SVO) at the date of the statement.

(c) Includes \$ 0 current year, \$ 0 prior year of bonds with 5GI designations and \$ 0 current year, \$ 0 prior year of bonds with 6* designations. "5GI" means the NAIC designation was assigned by the (SVO) in reliance on the insurer's certification that the issuer is current in all principal and interest payments. "6*" means the NAIC designation was assigned by the SVO due to inadequate certification of principal and interest payments.

(d) Includes the following amount of short-term and cash equivalent bonds by NAIC designation: NAIC 1 \$ 16,567,717 ; NAIC 2 \$ 2,343,232 ; NAIC 3 \$ 0 ; NAIC 4 \$ 0 ; NAIC 5 \$ 0 ; NAIC 6 \$ 0

ANNUAL STATEMENT FOR THE YEAR 2021 OF THE UnitedHealthcare Plan of the River Valley, Inc.

SCHEDULE D - PART 1A - SECTION 2

Maturity Distribution of All Bonds Owned December 31, at Book/Adjusted Carrying Values by Major Type and Subtype of Issues

Distribution by Type	1 1 Year or Less	2 Over 1 Year Through 5 Years	3 Over 5 Years Through 10 Years	4 Over 10 Years Through 20 Years	5 Over 20 Years	6 No Maturity Date	7 Total Current Year	8 Col. 7 as a % of Line 11.08	9 Total from Col. 7 Prior Year	10 % From Col. 8 Prior Year	11 Total Publicly Traded	12 Total Privately Placed
1. U.S. Governments												
1.01 Issuer Obligations	42,383,669	36,316,963	23,147,941	0	0	XXX	101,848,573	13.7	123,932,870	16.8	101,848,573	0
1.02 Residential Mortgage-Backed Securities	0	0	0	0	0	XXX	0	0.0	0	0.0	0	0
1.03 Commercial Mortgage-Backed Securities	0	0	0	0	0	XXX	0	0.0	0	0.0	0	0
1.04 Other Loan-Backed and Structured Securities	0	0	0	0	0	XXX	0	0.0	0	0.0	0	0
1.05 Totals	42,383,669	36,316,963	23,147,941	0	0	XXX	101,848,573	13.7	123,932,870	16.8	101,848,573	0
2. All Other Governments												
2.01 Issuer Obligations	0	0	0	0	0	XXX	0	0.0	0	0.0	0	0
2.02 Residential Mortgage-Backed Securities	0	0	0	0	0	XXX	0	0.0	0	0.0	0	0
2.03 Commercial Mortgage-Backed Securities	0	0	0	0	0	XXX	0	0.0	0	0.0	0	0
2.04 Other Loan-Backed and Structured Securities	0	0	0	0	0	XXX	0	0.0	0	0.0	0	0
2.05 Totals	0	0	0	0	0	XXX	0	0.0	0	0.0	0	0
3. U.S. States, Territories and Possessions, Guaranteed												
3.01 Issuer Obligations	0	18,838,768	15,209,655	0	0	XXX	34,048,423	4.6	35,115,283	4.8	34,048,423	0
3.02 Residential Mortgage-Backed Securities	0	0	0	0	0	XXX	0	0.0	0	0.0	0	0
3.03 Commercial Mortgage-Backed Securities	0	0	0	0	0	XXX	0	0.0	0	0.0	0	0
3.04 Other Loan-Backed and Structured Securities	0	0	0	0	0	XXX	0	0.0	0	0.0	0	0
3.05 Totals	0	18,838,768	15,209,655	0	0	XXX	34,048,423	4.6	35,115,283	4.8	34,048,423	0
4. U.S. Political Subdivisions of States, Territories and Possessions, Guaranteed												
4.01 Issuer Obligations	0	11,232,478	18,657,475	350,000	0	XXX	30,239,953	4.1	27,322,856	3.7	30,239,953	0
4.02 Residential Mortgage-Backed Securities	0	0	0	0	0	XXX	0	0.0	0	0.0	0	0
4.03 Commercial Mortgage-Backed Securities	0	0	0	0	0	XXX	0	0.0	0	0.0	0	0
4.04 Other Loan-Backed and Structured Securities	0	0	0	0	0	XXX	0	0.0	0	0.0	0	0
4.05 Totals	0	11,232,478	18,657,475	350,000	0	XXX	30,239,953	4.1	27,322,856	3.7	30,239,953	0
5. U.S. Special Revenue & Special Assessment Obligations etc., Non-Guaranteed												
5.01 Issuer Obligations	9,713,632	54,462,368	49,310,389	0	0	XXX	113,486,389	15.3	109,713,576	14.9	113,486,390	(1)
5.02 Residential Mortgage-Backed Securities	25,059,477	49,881,846	17,902,223	6,997,740	1,753,915	XXX	101,595,201	13.7	115,393,689	15.7	101,595,201	0
5.03 Commercial Mortgage-Backed Securities	105,867	474,184	477,967	0	0	XXX	1,058,018	0.1	1,128,792	0.2	1,058,018	0
5.04 Other Loan-Backed and Structured Securities	0	0	0	0	0	XXX	0	0.0	0	0.0	0	0
5.05 Totals	34,878,976	104,818,398	67,690,579	6,997,740	1,753,915	XXX	216,139,608	29.1	226,236,057	30.7	216,139,609	(1)
6. Industrial and Miscellaneous												
6.01 Issuer Obligations	37,366,499	164,137,561	97,565,068	4,408,712	0	XXX	303,477,840	40.9	267,025,569	36.2	260,002,350	43,475,490
6.02 Residential Mortgage-Backed Securities	0	0	0	0	0	XXX	0	0.0	0	0.0	0	0
6.03 Commercial Mortgage-Backed Securities	2,986,784	8,917,507	6,337,921	0	0	XXX	18,242,212	2.5	5,885,978	0.8	4,780,438	13,461,774
6.04 Other Loan-Backed and Structured Securities	12,783,739	25,442,583	0	0	0	XXX	38,226,322	5.2	51,575,024	7.0	21,475,476	16,750,846
6.05 Totals	53,137,022	198,497,651	103,902,989	4,408,712	0	XXX	359,946,374	48.5	324,486,571	44.0	286,258,264	73,688,110
7. Hybrid Securities												
7.01 Issuer Obligations	0	0	0	0	0	XXX	0	0.0	0	0.0	0	0
7.02 Residential Mortgage-Backed Securities	0	0	0	0	0	XXX	0	0.0	0	0.0	0	0
7.03 Commercial Mortgage-Backed Securities	0	0	0	0	0	XXX	0	0.0	0	0.0	0	0
7.04 Other Loan-Backed and Structured Securities	0	0	0	0	0	XXX	0	0.0	0	0.0	0	0
7.05 Totals	0	0	0	0	0	XXX	0	0.0	0	0.0	0	0
8. Parent, Subsidiaries and Affiliates												
8.01 Issuer Obligations	0	0	0	0	0	XXX	0	0.0	0	0.0	0	0
8.02 Residential Mortgage-Backed Securities	0	0	0	0	0	XXX	0	0.0	0	0.0	0	0
8.03 Commercial Mortgage-Backed Securities	0	0	0	0	0	XXX	0	0.0	0	0.0	0	0
8.04 Other Loan-Backed and Structured Securities	0	0	0	0	0	XXX	0	0.0	0	0.0	0	0
8.05 Affiliated Bank Loans - Issued	0	0	0	0	0	XXX	0	0.0	0	0.0	0	0
8.06 Affiliated Bank Loans - Acquired	0	0	0	0	0	XXX	0	0.0	0	0.0	0	0
8.07 Totals	0	0	0	0	0	XXX	0	0.0	0	0.0	0	0

ANNUAL STATEMENT FOR THE YEAR 2021 OF THE UnitedHealthcare Plan of the River Valley, Inc.

SCHEDULE D - PART 1A - SECTION 2 (Continued)

Maturity Distribution of All Bonds Owned December 31, at Book/Adjusted Carrying Values by Major Type and Subtype of Issues

Distribution by Type	1 1 Year or Less	2 Over 1 Year Through 5 Years	3 Over 5 Years Through 10 Years	4 Over 10 Years Through 20 Years	5 Over 20 Years	6 No Maturity Date	7 Total Current Year	8 Col. 7 as a % of Line 11.08	9 Total from Col. 7 Prior Year	10 % From Col. 8 Prior Year	11 Total Publicly Traded	12 Total Privately Placed
9. SVO Identified Funds												
9.01 Exchange Traded Funds Identified by the SVO	XXX	XXX	XXX	XXX	XXX	0	0	0.0	0	0.0	0	0
10. Unaffiliated Bank Loans												
10.01 Unaffiliated Bank Loans - Issued	0	0	0	0	0	XXX	0	0.0	0	0.0	0	0
10.02 Unaffiliated Bank Loans - Acquired	0	0	0	0	0	XXX	0	0.0	0	0.0	0	0
10.03 Totals	0	0	0	0	0	XXX	0	0.0	0	0.0	0	0
11. Total Bonds Current Year												
11.01 Issuer Obligations	89,463,800	284,988,138	203,890,528	4,758,712	0	XXX	583,101,178	78.6	XXX	XXX	539,625,689	43,475,489
11.02 Residential Mortgage-Backed Securities	25,059,477	49,881,846	17,902,223	6,997,740	1,753,915	XXX	101,595,201	13.7	XXX	XXX	101,595,201	0
11.03 Commercial Mortgage-Backed Securities	3,092,651	9,391,691	6,815,888	0	0	XXX	19,300,230	2.6	XXX	XXX	5,838,456	13,461,774
11.04 Other Loan-Backed and Structured Securities	12,783,739	25,442,583	0	0	0	XXX	38,226,322	5.2	XXX	XXX	21,475,476	16,750,846
11.05 SVO Identified Funds	XXX	XXX	XXX	XXX	XXX	0	0	0.0	XXX	XXX	0	0
11.06 Affiliated Bank Loans	0	0	0	0	0	XXX	0	0.0	XXX	XXX	0	0
11.07 Unaffiliated Bank Loans	0	0	0	0	0	XXX	0	0.0	XXX	XXX	0	0
11.08 Totals	130,399,667	369,704,258	228,608,639	11,756,452	1,753,915	0	742,222,931	100.0	XXX	XXX	668,534,822	73,688,109
11.09 Line 11.08 as a % of Col. 7	17.6	49.8	30.8	1.6	0.2	0.0	100.0	XXX	XXX	XXX	90.1	9.9
12. Total Bonds Prior Year												
12.01 Issuer Obligations	91,225,840	231,403,320	231,538,353	8,942,641	0	XXX	XXX	XXX	563,110,154	76.4	533,713,587	29,396,567
12.02 Residential Mortgage-Backed Securities	25,023,194	47,435,411	18,907,220	14,096,923	9,930,941	XXX	XXX	XXX	115,393,689	15.7	115,393,689	0
12.03 Commercial Mortgage-Backed Securities	91,177	2,494,690	4,428,903	0	0	XXX	XXX	XXX	7,014,770	1.0	1,128,792	5,885,978
12.04 Other Loan-Backed and Structured Securities	31,251,407	20,323,617	0	0	0	XXX	XXX	XXX	51,575,024	7.0	35,264,249	16,310,775
12.05 SVO Identified Funds	XXX	XXX	XXX	XXX	XXX	0	XXX	XXX	0	0.0	0	0
12.06 Affiliated Bank Loans	0	0	0	0	0	XXX	XXX	XXX	0	0.0	0	0
12.07 Unaffiliated Bank Loans	0	0	0	0	0	XXX	XXX	XXX	0	0.0	0	0
12.08 Totals	147,591,618	301,657,038	254,874,476	23,039,564	9,930,941	0	XXX	XXX	737,093,637	100.0	685,500,317	51,593,320
12.09 Line 12.08 as a % of Col. 9	20.0	40.9	34.6	3.1	1.3	0.0	XXX	XXX	100.0	XXX	93.0	7.0
13. Total Publicly Traded Bonds												
13.01 Issuer Obligations	82,058,399	261,182,492	191,626,086	4,758,712	0	XXX	539,625,689	72.7	533,713,587	72.4	539,625,689	XXX
13.02 Residential Mortgage-Backed Securities	25,059,477	49,881,846	17,902,223	6,997,740	1,753,915	XXX	101,595,201	13.7	115,393,689	15.7	101,595,201	XXX
13.03 Commercial Mortgage-Backed Securities	105,867	2,544,623	3,187,966	0	0	XXX	5,838,456	0.8	1,128,792	0.2	5,838,456	XXX
13.04 Other Loan-Backed and Structured Securities	7,649,815	13,825,660	0	0	0	XXX	21,475,475	2.9	35,264,249	4.8	21,475,475	XXX
13.05 SVO Identified Funds	XXX	XXX	XXX	XXX	XXX	0	0	0.0	0	0.0	0	XXX
13.06 Affiliated Bank Loans	0	0	0	0	0	XXX	0	0.0	0	0.0	0	XXX
13.07 Unaffiliated Bank Loans	0	0	0	0	0	XXX	0	0.0	0	0.0	0	XXX
13.08 Totals	114,873,558	327,434,621	212,716,275	11,756,452	1,753,915	0	668,534,821	90.1	685,500,317	93.0	668,534,821	XXX
13.09 Line 13.08 as a % of Col. 7	17.2	49.0	31.8	1.8	0.3	0.0	100.0	XXX	XXX	XXX	100.0	XXX
13.10 Line 13.08 as a % of Line 11.08, Col. 7, Section 11	15.5	44.1	28.7	1.6	0.2	0.0	90.1	XXX	XXX	XXX	90.1	XXX
14. Total Privately Placed Bonds												
14.01 Issuer Obligations	7,405,401	23,805,646	12,264,442	0	0	XXX	43,475,489	5.9	29,396,567	4.0	XXX	43,475,489
14.02 Residential Mortgage-Backed Securities	0	0	0	0	0	XXX	0	0.0	0	0.0	XXX	0
14.03 Commercial Mortgage-Backed Securities	2,986,784	6,847,068	3,627,922	0	0	XXX	13,461,774	1.8	5,885,978	0.8	XXX	13,461,774
14.04 Other Loan-Backed and Structured Securities	5,133,924	11,616,923	0	0	0	XXX	16,750,847	2.3	16,310,775	2.2	XXX	16,750,847
14.05 SVO Identified Funds	XXX	XXX	XXX	XXX	XXX	0	0	0.0	0	0.0	XXX	0
14.06 Affiliated Bank Loans	0	0	0	0	0	XXX	0	0.0	0	0.0	XXX	0
14.07 Unaffiliated Bank Loans	0	0	0	0	0	XXX	0	0.0	0	0.0	XXX	0
14.08 Totals	15,526,109	42,269,637	15,892,364	0	0	0	73,688,110	9.9	51,593,320	7.0	XXX	73,688,110
14.09 Line 14.08 as a % of Col. 7	21.1	57.4	21.6	0.0	0.0	0.0	100.0	XXX	XXX	XXX	XXX	100.0
14.10 Line 14.08 as a % of Line 11.08, Col. 7, Section 11	2.1	5.7	2.1	0.0	0.0	0.0	9.9	XXX	XXX	XXX	XXX	9.9

SCHEDULE DA - VERIFICATION BETWEEN YEARS

Short-Term Investments

	1	2	3	4	5
	Total	Bonds	Mortgage Loans	Other Short-term Investment Assets (a)	Investments in Parent, Subsidiaries and Affiliates
1. Book/adjusted carrying value, December 31 of prior year	36,222,804	36,222,804	0	0	0
2. Cost of short-term investments acquired	21,477,696	21,477,696	0	0	0
3. Accrual of discount	16,964	16,964	0	0	0
4. Unrealized valuation increase (decrease)	0	0	0	0	0
5. Total gain (loss) on disposals	0	0	0	0	0
6. Deduct consideration received on disposals	38,511,000	38,511,000	0	0	0
7. Deduct amortization of premium	295,515	295,515	0	0	0
8. Total foreign exchange change in book/adjusted carrying value	0	0	0	0	0
9. Deduct current year's other than temporary impairment recognized	0	0	0	0	0
10. Book adjusted carrying value at end of current period (Lines 1+2+3+4+5-6-7+8-9)	18,910,949	18,910,949	0	0	0
11. Deduct total nonadmitted amounts	0	0	0	0	0
12. Statement value at end of current period (Line 10 minus Line 11)	18,910,949	18,910,949	0	0	0

(a) Indicate the category of such assets, for example, joint ventures, transportation equipment:

Schedule DB - Part A - Verification - Options, Caps, Floors, Collars, Swaps and Forwards

N O N E

Schedule DB - Part B - Verification - Futures Contracts

N O N E

Schedule DB - Part C - Section 1 - Replication (Synthetic Asset) Transactions (RSATs) Open

N O N E

Schedule DB-Part C-Section 2-Reconciliation of Replication (Synthetic Asset) Transactions Open

N O N E

Schedule DB - Verification - Book/Adjusted Carrying Value, Fair Value and Potential Exposure of
Derivatives

N O N E

SCHEDULE E - PART 2 - VERIFICATION BETWEEN YEARS

(Cash Equivalents)

	1	2	3	4
	Total	Bonds	Money Market Mutual funds	Other (a)
1. Book/adjusted carrying value, December 31 of prior year	182,863,183	17,833,876	157,640,366	7,388,941
2. Cost of cash equivalents acquired	7,311,184,575	4,702,457	3,607,459,826	3,699,022,292
3. Accrual of discount	1,510	1,510	0	0
4. Unrealized valuation increase (decrease)	0	0	0	0
5. Total gain (loss) on disposals	0	0	0	0
6. Deduct consideration received on disposals	7,246,805,156	22,537,000	3,520,548,420	3,703,719,736
7. Deduct amortization of premium	840	840	0	0
8. Total foreign exchange change in book/adjusted carrying value	0	0	0	0
9. Deduct current year's other than temporary impairment recognized	0	0	0	0
10. Book/adjusted carrying value at end of current period (Lines 1+2+3+4+5-6-7+8-9)	247,243,272	3	244,551,772	2,691,497
11. Deduct total nonadmitted amounts	0	0	0	0
12. Statement value at end of current period (Line 10 minus Line 11)	247,243,272	3	244,551,772	2,691,497

(a) Indicate the category of such investments, for example, joint ventures, transportation equipment: Qualifying cash pool via SSAP 2R

Schedule A - Part 1 - Real Estate Owned

NONE

Schedule A - Part 2 - Real Estate Acquired and Additions Made

NONE

Schedule A - Part 3 - Real Estate Disposed

NONE

Schedule B - Part 1 - Mortgage Loans Owned

NONE

Schedule B - Part 2 - Mortgage Loans Acquired and Additions Made

NONE

Schedule B - Part 3 - Mortgage Loans Disposed, Transferred or Repaid

NONE

ANNUAL STATEMENT FOR THE YEAR 2021 OF THE UnitedHealthcare Plan of the River Valley, Inc.

SCHEDULE BA - PART 1

Showing Other Long-Term Invested Assets OWNED December 31 of Current Year

1 CUSIP Identifi- cation	2 Name or Description	3 Code	4 Location		6 Name of Vendor or General Partner	7 NAIC Designation, NAIC Designation Modifier and SVO Admini- strative Symbol	8 Date Originally Acquired	9 Type and Strategy	10 Actual Cost	11 Fair Value	12 Book/ Adjusted Carrying Value Less Encum- brances	Change in Book/Adjusted Carrying Value					18 Invest- ment Income	19 Commit- ment for Additional Invest- ment	20 Percen- tage of Own- ership	
			4 City	5 State								13 Unrealized Valuation Increase (Decrease)	14 Current Year's (Depre- ciation) or (Amorti- zation)/ Accretion	15 Current Year's Other- Than- Tempo- rary Impair- ment Recogn- ized	16 Capital- ized Deferred Interest and Other	17 Total Foreign Exchange Change in Book/ Adjusted Carrying Value				
	US Bancorp Gaur Fed LIHTC Fd 2012-5 Prv Plc ..			GA	USB	1	12/31/2019	1	9,050,976	2,142,089	2,142,089	0	(775,843)	0	0	0	0	0	0	21.892
3599999	Guaranteed Federal Low Income Housing Tax Credit - Unaffiliated					1	12/31/2019	1	9,050,976	2,142,089	2,142,089	0	(775,843)	0	0	0	0	0	0	XXX
	Enterprise N Guar Fed LIHTC PrvPlc CS				Enterprise	1	12/31/2019	1	12,703,822	3,775,092	3,775,092	0	(1,145,874)	0	0	0	0	0	0	100.000
3799999	Non-Guaranteed Federal Low Income Housing Tax Credit - Unaffiliated								12,703,822	3,775,092	3,775,092	0	(1,145,874)	0	0	0	0	0	0	XXX
4899999	Total - Unaffiliated								21,754,798	5,917,181	5,917,181	0	(1,921,717)	0	0	0	0	0	0	XXX
4999999	Total - Affiliated								0	0	0	0	0	0	0	0	0	0	0	XXX
5099999	Totals								21,754,798	5,917,181	5,917,181	0	(1,921,717)	0	0	0	0	0	0	XXX

1. Line Book/Adjusted Carrying Value by NAIC Designation Category Footnote:

Line Number	1A	1B	1C	1D	1E	1F	1G
	1A ..\$	2B ..\$	3C ..\$	4D ..\$	5E ..\$	6F ..\$	7G ..\$
	0	0	0	0	0	0	0
	2A ..\$	3B ..\$	4C ..\$	5D ..\$	6E ..\$	7F ..\$	8G ..\$
	0	0	0	0	0	0	0
	3A ..\$	4B ..\$	5C ..\$	6D ..\$	7E ..\$	8F ..\$	9G ..\$
	0	0	0	0	0	0	0
	4A ..\$	5B ..\$	6C ..\$	7D ..\$	8E ..\$	9F ..\$	0
	0	0	0	0	0	0	0
	5A ..\$	6B ..\$	7C ..\$	8D ..\$	9E ..\$	0	0
	0	0	0	0	0	0	0
	6 ..\$	0	0	0	0	0	0

E07

Schedule BA - Part 2 - Other Long-Term Invested Assets Acquired and Additions Made

N O N E

Schedule BA - Part 3 - Other Long-Term Invested Assets Disposed, Transferred or Repaid

N O N E

ANNUAL STATEMENT FOR THE YEAR 2021 OF THE UnitedHealthcare Plan of the River Valley, Inc.

SCHEDULE D - PART 1

Showing All Long-Term BONDS Owned December 31 of Current Year

1	2	Codes			6	7	Fair Value		10	11	Change in Book/Adjusted Carrying Value				Interest					Dates	
		3	4	5			8	9			12	13	14	15	16	17	18	19	20	21	22
CUSIP Identification	Description	C o d e	F o r e i g n	B o n d C h a r	NAIC Designation, NAIC Designation Modifier and SVO Administrative Symbol	Actual Cost	Rate Used to Obtain Fair Value	Fair Value	Par Value	Book/ Adjusted Carrying Value	Unrealized Valuation Increase/ (Decrease)	Current Year's (Amortization) Accretion	Current Year's Other-Than-Temporary Impairment Recognized	Total Foreign Exchange Change in Book/ Adjusted Carrying Value	Rate of	Effective Rate of	When Paid	Admitted Amount Due and Accrued	Amount Received During Year	Acquired	Stated Contractual Maturity Date
912828-2P-4	US Treasury Note				.1.A	1,730,414	100.9400	1,715,980	1,700,000	1,717,785	0	(12,629)	0	0	1.875	0.075	JJ	13,339	0	07/30/2021	07/31/2022
912828-4D-9	US Treasury Note				.1.A	1,655,563	102.4760	1,639,616	1,600,000	1,645,858	0	(9,705)	0	0	2.500	0.193	MS	10,220	20,000	09/24/2021	03/31/2023
912828-6G-0	US Treasury Note				.1.A	6,166,336	103.4060	6,411,172	6,200,000	6,184,901	0	6,723	0	0	2.375	2.492	FA	50,032	147,250	03/06/2019	02/29/2024
912828-6G-8	US Treasury Note		SD		.1.A	327,398	103.6830	316,233	305,000	322,208	0	(5,190)	0	0	2.250	0.275	MN	891	6,863	02/16/2021	11/15/2024
912828-MR-0	US Treasury Note				.1.A	1,737,453	101.4530	1,724,701	1,700,000	1,729,149	0	(8,304)	0	0	2.000	0.118	MN	2,989	17,000	09/27/2021	11/30/2022
912828-V9-8	US Treasury Note				.1.A	1,881,594	104.7770	1,990,763	1,900,000	1,889,844	0	1,844	0	0	2.250	2.361	FA	16,147	42,750	05/08/2017	02/15/2027
912828-WE-6	US Treasury Note		SD		.1.A	27,737,581	103.7890	26,580,363	25,610,000	26,766,059	0	(615,568)	0	0	2.750	0.326	MN	91,439	704,275	06/05/2020	11/15/2023
912828-XR-6	US Treasury Note				.1.A	9,360,957	100.6540	9,411,149	9,350,000	9,350,944	0	(2,264)	0	0	1.750	1.725	MN	14,385	163,625	06/07/2017	05/31/2022
912828-YK-0	US Treasury Note				.1.A	5,431,055	100.8080	5,393,228	5,350,000	5,402,592	0	(28,463)	0	0	1.375	0.123	AO	15,763	36,781	08/20/2021	10/15/2022
912828-Z6-0	US Treasury Note				.1.A	1,684,576	100.1000	1,661,660	1,660,000	1,661,661	0	(20,371)	0	0	1.375	0.146	JJ	9,552	22,825	11/13/2020	01/31/2022
912828-ZA-1	US Treasury Note				.1.A	3,201,065	100.1660	3,165,246	3,160,000	3,163,730	0	(23,250)	0	0	1.125	0.387	FA	12,079	35,550	06/29/2020	02/28/2022
912828-ZG-8	US Treasury Note				.1.A	1,695,281	100.0690	1,691,166	1,690,000	1,691,274	0	(4,007)	0	0	0.375	0.067	MS	1,619	6,338	03/25/2021	03/31/2022
912828-ZM-5	US Treasury Note				.1.A	1,690,858	100.0040	1,690,068	1,690,000	1,690,257	0	(601)	0	0	0.125	0.079	AO	362	2,113	03/25/2021	04/30/2022
912828-ZR-4	US Treasury Note				.1.A	3,129,487	99.9860	3,129,562	3,130,000	3,129,917	0	333	0	0	0.125	0.131	MN	344	3,913	03/25/2021	05/31/2022
91282C-AG-6	US Treasury Note				.1.A	2,001,172	99.9170	1,998,340	2,000,000	2,000,620	0	(551)	0	0	0.125	0.078	FA	849	1,250	05/28/2021	08/31/2022
91282C-AN-1	US Treasury Note				.1.A	2,000,625	99.8700	1,997,400	2,000,000	2,000,414	0	(211)	0	0	0.125	0.097	MS	639	1,250	08/13/2021	09/30/2022
91282C-BD-2	US Treasury Note				.1.A	1,700,066	99.6960	1,694,832	1,700,000	1,700,051	0	(15)	0	0	0.125	0.121	JD	6	1,063	08/31/2021	12/31/2022
91282C-CD-1	US Treasury Note				.1.A	797,781	99.3940	795,152	800,000	798,387	0	606	0	0	0.125	0.269	MN	500	500	06/18/2021	05/31/2023
91282C-CS-8	US Treasury Note				.1.A	3,298,684	97.7960	3,241,937	3,315,000	3,299,198	0	515	0	0	1.250	1.303	FA	15,652	0	08/31/2021	08/15/2031
91282C-DA-6	US Treasury Note				.1.A FE	599,484	99.3040	595,824	600,000	599,550	0	66	0	0	0.250	0.293	MS	393	0	09/29/2021	09/30/2023
91282C-DJ-7	US Treasury Bond				.1.A FE	17,958,647	98.7650	17,925,848	18,150,000	17,958,899	0	252	0	0	1.375	1.490	MN	32,402	0	12/23/2021	11/15/2031
0199999. Subtotal - Bonds - U.S. Governments - Issuer Obligations						95,786,077	XXX	94,770,240	93,610,000	94,703,298	0	(720,790)	0	0	XXX	XXX	XXX	289,180	1,213,346	XXX	XXX
0599999. Total - U.S. Government Bonds						95,786,077	XXX	94,770,240	93,610,000	94,703,298	0	(720,790)	0	0	XXX	XXX	XXX	289,180	1,213,346	XXX	XXX
1099999. Total - All Other Government Bonds						0	XXX	0	0	0	0	0	0	0	XXX	XXX	XXX	0	0	XXX	XXX
13063D-OR-2	CALIFORNIA ST GO Cont Call			2	.1.C FE	4,870,384	129.4400	4,789,280	3,700,000	4,619,232	0	(110,700)	0	0	5.000	1.580	AO	46,250	185,000	09/06/2019	10/01/2032
13063D-VO-8	CALIFORNIA ST GO Non Call				.1.C FE	1,267,100	120.8540	1,208,540	1,000,000	1,210,811	0	(42,901)	0	0	5.000	0.570	MN	8,333	57,222	09/03/2020	11/01/2026
13063D-ZL-5	CALIFORNIA ST GO Non Call				.1.C FE	6,519,200	124.2840	6,214,200	5,000,000	6,284,936	0	(216,384)	0	0	5.000	0.520	MN	41,667	248,611	11/30/2020	11/01/2027
56052A-VZ-3	MAINE ST GO Non Call				.1.C FE	3,895,620	119.2500	3,577,500	3,000,000	3,416,553	0	(90,063)	0	0	5.000	1.720	JD	12,500	150,000	06/08/2016	06/01/2026
57582R-TH-9	MASSACHUSETTS ST GO Non Call				.1.B FE	3,996,974	119.6140	3,815,687	3,190,000	3,840,603	0	(142,918)	0	0	5.000	0.420	JJ	79,750	159,500	11/24/2020	07/01/2026
57582R-UZ-7	MASSACHUSETTS ST GO Non Call				.1.B FE	4,504,275	127.0060	4,286,453	3,375,000	4,305,488	0	(135,692)	0	0	5.000	0.750	MS	56,250	168,750	07/10/2020	09/01/2028
67752Z-3N-2	OHIO ST GO Non Call				.1.B FE	4,428,935	120.3290	4,211,515	3,500,000	4,205,670	0	(147,332)	0	0	5.000	0.640	MS	51,528	213,403	06/18/2020	09/15/2026
67752Z-KU-7	OHIO ST GO Non Call				.1.B FE	2,884,140	115.0180	2,587,905	2,250,000	2,494,872	0	(70,965)	0	0	5.000	1.630	MN	18,750	112,500	04/13/2016	05/01/2025
93974D-LV-8	WASHINGTON ST GO Cont Call			2	.1.B FE	1,508,746	113.0300	1,441,133	1,275,000	1,448,076	0	(57,187)	0	0	5.000	0.440	JJ	31,875	63,750	12/07/2020	07/01/2029
93974D-JF-3	WASHINGTON ST GO Cont Call			2	.1.B FE	2,516,020	117.2600	2,345,200	2,000,000	2,222,183	0	(52,717)	0	0	5.000	2.091	JJ	50,000	100,000	02/17/2016	07/01/2027
1199999. Subtotal - Bonds - U.S. States, Territories and Possessions - Issuer Obligations						36,391,394	XXX	34,477,413	28,290,000	34,048,424	0	(1,066,859)	0	0	XXX	XXX	XXX	396,903	1,458,736	XXX	XXX
1799999. Total - U.S. States, Territories and Possessions Bonds						36,391,394	XXX	34,477,413	28,290,000	34,048,424	0	(1,066,859)	0	0	XXX	XXX	XXX	396,903	1,458,736	XXX	XXX
03667P-GH-9	ANTELOPE VLY CA GO Cont Call			2	.1.C FE	350,000	98.9600	346,360	350,000	350,000	0	0	0	2.818	2.818	FA	4,110	9,863	02/14/2020	08/01/2038	
167560-VU-2	CHICAGO IL MET W GO Non Call				.1.C FE	2,336,985	134.2980	2,350,215	1,750,000	2,330,208	0	(3,777)	0	0	5.000	1.390	JD	5,833	0	11/17/2021	12/01/2031
184541-CA-6	CLEAR CREEK TX I GO Non Call				.1.A FE	1,810,846	121.5500	1,719,933	1,415,000	1,743,636	0	(63,292)	0	0	5.000	0.413	FA	26,728	70,750	12/07/2020	02/15/2027
232769-GV-5	CYPRESS-FAIRBANK GO Non Call				.1.A FE	4,929,560	117.8530	4,714,120	4,000,000	4,733,426	0	(175,665)	0	0	5.000	0.500	FA	75,556	147,778	10/28/2020	02/15/2026
346843-RE-7	FORT BEND TX IND GO Non Call				.1.A FE	1,296,670	123.2800	1,232,800	1,000,000	1,250,216	0	(43,749)	0	0	5.000	0.483	FA	18,889	60,833	12/07/2020	08/15/2027
35880C-XA-7	FRISSCO TX INDEP GO Non Call				.1.A FE	1,518,166	107.6830	1,399,879	1,300,000	1,365,567	0	(39,472)	0	0	5.000	1.830	FA	24,556	65,000	01/09/2018	08/15/2023
486063-VH-0	KATY TX INDEP SC GO Non Call				.1.A FE	3,052,250	117.9420	2,948,550	2,500,000	2,765,099	0	(60,654)	0	0	5.000	2.289	FA	47,222	125,000	01/12/2017	02/15/2026
56756T-BD-5	MARICOPA CNTY AZ GO Non Call				.1.D FE	1,326,240	129.9910	1,299,910	1,000,000	1,307,138	0	(19,102)	0	0	5.000	1.190	JJ	27,917	0	05/21/2021	07/01/2030
588223-TR-6	MIDWAY TX INDEP GO Cont Call				.1.A FE	4,731,065	129.0260	4,586,874	3,555,000	4,518,652	0	(119,616)	0	0	5.000	1.259	FA	67,150	250,331	02/26/2020	08/15/2031
588223-TV-7	MIDWAY TX INDEP GO Cont Call			2	.1.A FE	1,313,960	119.2700	1,288,116	1,080,000	1,272,159	0	(23,574)	0	0	4.000	1.519	FA	16,320	60,840	02/26/2020	08/15/2035
649660-CP-3	NEW YORK NY GO Call			2	.1.C FE	2,515,020	126.5300	2,530,600	2,000,000	2,401,539	0	(48,314)	0	0	5.000	2.120	FA	41,667	100,0		

ANNUAL STATEMENT FOR THE YEAR 2021 OF THE UnitedHealthcare Plan of the River Valley, Inc.

SCHEDULE D - PART 1

Showing All Long-Term BONDS Owned December 31 of Current Year

1	2	Codes			6	7	Fair Value		10	11	Change in Book/Adjusted Carrying Value				Interest					Dates	
		3	4	5			8	9			12	13	14	15	16	17	18	19	20	21	22
CUSIP Identification	Description	C o d e	F o r e i g n	Bond Char	NAIC Designation, NAIC Designation Modifier and SVO Administrative Symbol	Actual Cost	Fair Value	Fair Value	Par Value	Book/ Adjusted Carrying Value	Unrealized Valuation Increase/ (Decrease)	Current Year's (Amor-tization) Accretion	Current Year's Other-Than-Temporary Impairment Recognized	Total Foreign Exchange Change in Book/ Adjusted Carrying Value	Rate of	Effective Rate of	When Paid	Admitted Amount Due and Accrued	Amount Received During Year	Acquired	Stated Contractual Maturity Date
2499999. Total - U.S. Political Subdivisions Bonds						31,608,768	XXX	30,694,811	25,170,000	30,239,952	0	(746,128)	0	0	XXX	XXX	XXX	451,282	1,158,370	XXX	XXX
010609-FF-7	ALABAMA ST PUBLI Rev Bond Non Call				.1 B FE	2,573,200	124,0260	2,480,520	2,000,000	2,480,212	0	(80,183)	0	0	5.000	0.780	IN	16,667	99,167	10/23/2020	11/01/2027
01757L-FM-3	ALLEN CNTY OH HO Rev Bond Non Call				.1 E FE	3,383,190	102,7390	3,082,170	3,000,000	3,050,559	0	(65,184)	0	0	5.000	2.081	FA	62,500	150,000	12/13/2017	08/01/2022
02765U-QL-1	AMERICAN MUNI PW Rev Bond Cont Call	2			.1 F FE	1,264,530	128,8010	1,288,010	1,000,000	1,259,700	0	(4,830)	0	0	5.000	1.581	FA	8,056	0	10/21/2021	02/15/2031
047870-QI-3	ATLANTA GA WTR & Rev Bond Non Call				.1 D FE	3,706,972	117,0350	3,756,824	3,210,000	3,492,837	0	(69,390)	0	0	5.000	2.570	MN	26,750	160,500	10/24/2018	11/01/2025
052476-AA-0	AUSTIN TX WTR & Rev Bond Cont Call	2			.1 C FE	4,971,880	104,0700	4,162,800	4,000,000	4,091,396	0	(102,849)	0	0	5.000	2.331	MN	25,556	200,000	07/12/2012	11/15/2023
196711-RZ-0	COLORADO ST COPS Rev Bond Non Call				.1 D FE	3,052,067	130,0080	2,912,179	2,240,000	2,955,435	0	(86,627)	0	0	5.000	0.840	JD	4,978	112,000	11/18/2020	12/15/2029
207758-G2-3	CONNECTICUT ST S Rev Bond Non Call				.1 D FE	1,617,525	129,2490	1,615,613	1,250,000	1,613,714	0	(3,811)	0	0	5.000	1.110	MN	5,208	0	11/10/2021	11/01/2029
207758-TW-3	CONNECTICUT ST S Rev Bond Non Call				.1 D FE	2,033,025	111,6530	1,864,605	1,670,000	1,784,183	0	(42,441)	0	0	5.000	2.261	FA	34,792	83,500	10/02/2015	08/01/2024
235036-6N-5	DALLAS-FORT WORT Rev Bond MII	2			.1 E FE	150,000	100,0460	150,069	150,000	150,000	0	0	0	0	1.649	1.649	MN	412	2,474	07/31/2020	11/01/2026
24917D-CC-5	DENVER CO CITY & Rev Bond Non Call				.1 D FE	1,352,490	134,5420	1,345,420	1,000,000	1,330,300	0	(22,190)	0	0	5.000	1.320	FA	34,583	0	04/07/2021	08/01/2031
29270C-R2-3	ENERGY N W WA EL Rev Bond Non Call				.1 C FE	8,608,600	119,4170	8,359,190	7,000,000	7,809,921	0	(169,034)	0	0	5.000	2.280	JJ	175,000	350,000	01/18/2017	07/01/2026
3137EA-EW-5	FHLMC Note Non Call				.1 A FE	405,866	99,3370	403,308	406,000	405,925	0	44	0	0	0.250	0.261	MS	319	1,026	09/02/2020	09/08/2023
3137EA-EY-1	FHLMC Note Non Call				.1 A FE	631,635	99,0280	627,838	634,000	632,588	0	787	0	0	0.125	0.250	AO	165	793	10/14/2020	10/16/2023
341507-P3-9	FLORIDA ST BRD O Rev Bond Non Call				.1 B FE	4,458,267	107,0790	4,095,772	3,825,000	4,005,341	0	(117,562)	0	0	5.000	1.800	JJ	95,625	191,250	01/12/2018	07/01/2023
38081J-AC-2	GREAT LAKES MI W Rev Bond Non Call				.1 E FE	2,695,509	107,0170	2,423,935	2,285,000	2,366,606	0	(66,112)	0	0	5.000	1.951	JJ	56,625	113,250	10/14/2016	07/01/2023
414009-JR-2	HARRIS CNTY TX C Rev Bond Non Call				.1 C FE	3,937,193	116,4200	3,737,082	3,210,000	3,503,715	0	(74,006)	0	0	5.000	2.430	AO	40,125	160,500	10/05/2015	10/01/2025
41422E-HI-6	HARRIS CNTY TX M Rev Bond Non Call				.1 C FE	2,905,575	116,9940	2,924,850	2,500,000	2,734,543	0	(57,749)	0	0	5.000	2.421	MN	20,833	125,000	11/29/2018	11/01/2025
41422E-JR-5	HARRIS CNTY TX M Rev Bond Cont Call	2			.1 A FE	4,447,948	129,0310	4,387,054	3,400,000	4,227,886	0	(98,166)	0	0	5.000	1.670	MN	28,333	170,000	09/05/2019	11/01/2034
426357-FV-6	HENRY CNTY GA HO Rev Bond Non Call				.1 E FE	1,178,242	102,3450	1,028,567	1,005,000	1,017,408	0	(24,359)	0	0	5.000	2.500	JJ	25,125	50,250	10/24/2014	07/01/2022
45203H-40-2	ILLINOIS ST FIN Rev Bond Non Call				.1 G FE	1,745,668	104,0590	1,586,900	1,525,000	1,554,269	0	(32,814)	0	0	5.000	2.751	MN	9,743	76,250	09/17/2015	11/15/2022
45204E-YA-0	ILLINOIS ST FIN Rev Bond Cont Call				.1 A FE	3,416,821	120,1240	3,249,354	2,705,000	3,290,388	0	(114,988)	0	0	5.000	0.600	JJ	67,625	135,250	11/23/2020	07/01/2031
45470R-CS-3	INDIANA ST FIN A Rev Bond Non Call				.1 B FE	3,191,925	113,4370	2,835,925	2,500,000	2,753,926	0	(84,722)	0	0	5.000	1.430	JD	10,417	125,000	08/19/2016	12/01/2024
45506D-SR-2	INDIANA ST FIN A Rev Bond Cont Call	2			.1 A FE	1,936,395	127,6060	1,914,090	1,500,000	1,837,965	0	(44,672)	0	0	5.000	1.821	FA	31,250	75,000	10/04/2019	02/01/2032
544445-GK-9	LOS ANGELES CA D Rev Bond Non Call				.1 D FE	1,353,104	121,2800	1,437,168	1,185,000	1,296,192	0	(18,761)	0	0	5.000	3.090	MN	7,571	59,250	11/01/2018	05/15/2027
544445-GL-7	LOS ANGELES CA D Rev Bond Non Call				.1 D FE	2,338,000	124,0910	2,481,820	2,000,000	2,237,722	0	(33,470)	0	0	5.000	2.940	MN	12,778	100,000	11/28/2018	05/15/2028
544445-GM-5	LOS ANGELES CA D Rev Bond Non Call				.1 D FE	3,593,340	126,7120	3,801,360	3,000,000	3,436,722	0	(52,661)	0	0	5.000	2.800	MN	19,167	150,000	12/06/2018	05/15/2029
582647-JZ-5	MET WASHINGTON D Rev Bond Non Call				.1 D FE	2,598,140	130,1720	2,603,440	2,000,000	2,592,701	0	(5,439)	0	0	5.000	1.390	AO	25,000	0	11/30/2021	10/01/2030
59447P-7V-7	MICHIGAN ST FIN Rev Bond Non Call				.1 D FE	4,620,613	108,8480	4,185,206	3,845,000	4,028,683	0	(92,622)	0	0	5.000	2.431	JD	16,021	192,250	02/12/2015	12/01/2023
64577B-SN-0	NEW JERSEY ST EC Rev Bond Non Call				.2 A FE	2,427,495	124,0830	2,705,009	2,180,000	2,357,018	0	(23,984)	0	0	5.000	3.580	JD	4,844	109,000	12/12/2018	06/15/2028
645790-JL-1	NEW JERSEY ST HL Rev Bond Non Call				.1 D FE	5,628,893	115,4730	5,484,968	4,750,000	5,147,339	0	(107,348)	0	0	5.000	2.490	JJ	118,750	237,500	04/06/2017	07/01/2025
64990E-Y4-3	NEW YORK ST DORM Rev Bond Non Call				.1 C FE	2,424,680	114,6100	2,292,200	2,000,000	2,154,171	0	(45,724)	0	0	5.000	2.480	MS	29,444	100,000	09/02/2015	03/15/2025
64990G-SU-2	NEW YORK ST DORM Rev Bond Non Call				.1 D FE	3,863,700	126,5210	3,795,630	3,000,000	3,801,184	0	(62,516)	0	0	5.000	0.910	AO	81,250	0	05/13/2021	10/01/2028
64990G-A3-6	NEW YORK ST DORM Rev Bond Non Call				.1 D FE	1,500,000	100,1450	1,502,175	1,500,000	1,500,000	0	0	0	0	1.919	1.919	JJ	14,393	28,785	02/26/2020	07/01/2029
658203-4K-7	NORTH CAROLINA S Rev Bond Call				.1 F FE	4,810,598	118,3200	4,543,488	3,840,000	4,291,168	0	(94,263)	0	0	5.000	2.241	JJ	96,000	192,000	02/19/2016	01/01/2027
67766W-XU-1	OHIO ST WTR DEV Rev Bond Cont Call	2			.1 A FE	1,237,053	122,4020	1,236,260	1,010,000	1,234,931	0	(2,571)	0	0	5.000	0.790	JD	4,208	0	12/07/2021	06/01/2029
67911F-A9-5	OKLAHOMA ST TURN Rev Bond Non Call				.1 D FE	2,844,556	124,6230	2,741,706	2,200,000	2,741,667	0	(87,812)	0	0	5.000	0.790	JJ	55,000	73,944	10/16/2020	01/01/2028
73359H-3P-7	PORT AUTH OF NEW Rev Bond Cont Call	2			.1 E FE	2,835,076	126,5250	2,720,288	2,150,000	2,711,254	0	(67,175)	0	0	5.000	1.460	MN	17,917	107,500	02/20/2020	11/01/2030
73359X-AN-2	PORT AUTH OF NEW Rev Bond Cont Call	2			.1 E FE	2,418,357	130,6480	2,416,988	1,850,000	2,381,644	0	(36,713)	0	0	5.000	1.720	JJ	42,653	41,111	04/08/2021	07/15/2033
795576-FK-8	SALT LAKE CITY U Rev Bond Non Call				.1 F FE	1,769,895	118,1980	1,772,970	1,500,000	1,638,560	0	(28,506)	0	0	5.000	2.801	JJ	37,500	75,000	02/09/2017	07/01/2026
796311-CS-5	San Antonio TX Util Rev Bond Cont Call	2			.1 B FE	2,025,563	105,1050	1,707,956	1,625,000	1,673,988	0	(44,192)	0	0	5.000	2.171	FA	33,854	81,250	04/25/2013	02/01/2024
83703F-KX-9	SOUTH CAROLINA S Rev Bond Non Call				.1 G FE	1,673,595	114,2680	1,714,020	1,500,000	1,594,366	0	(26,553)	0	0	5.000	3.001	MN	12,500	75,000	11/15/2018	05/01/2025
838810-DM-8	S MIAMI FL HLTH Rev Bond Non Call				.1 E FE	1,883,586	111,6520	1,814,345	1,625,000	1,732,171	0	(39,151)	0	0	5.000	2.390	FA	30,694	81,250	12/15/2017	08/15/2024
88213A-KS-3	TEXAS ST A & M U Rev Bond Non Call				.1 A FE	2,821,176	110,9720	2,663,328	2,400,000	2,562,338	0	(66,175)	0	0	5.000	2.061	MN	15,333	120,000	11/30/2017	05/15/2024
91412H-GG-2	UNIV OF CALIFORN Rev Bond MII Call	1			.1 C FE	1,620,912	97,0980	1,553,568	1,600,000	1,618,670	0	(2,142)	0	0	1.614	1.461	MN	3,300	25,824	12/11/2020	05/15/2030
9712D-4N-3	WISCONSIN ST HLT Rev Bond Cont Call	2			.1 E FE	2,450,888	118,4500	2,605,900	2,200,000	2,405,082	0	(22,637)	0	0	4.000	2.690	JD	3,911	88,000	11/20/2019	12/15/2036
2599999. Subtotal - Bonds - U.S. Special Revenues - Issuer Obligations						122,404,1															

ANNUAL STATEMENT FOR THE YEAR 2021 OF THE UnitedHealthcare Plan of the River Valley, Inc.

SCHEDULE D - PART 1

Showing All Long-Term BONDS Owned December 31 of Current Year

1	2	Codes			6	7	Fair Value		10	11	Change in Book/Adjusted Carrying Value				Interest				Dates		
		3	4	5			8	9			12	13	14	15	16	17	18	19	20	21	22
CUSIP Identification	Description	C o d e	F o r e i g n	B o n d C h a r	NAIC Designation, NAIC Designation Modifier and SVO Administrative Symbol	Actual Cost	Rate Used to Obtain Fair Value	Fair Value	Par Value	Book/ Adjusted Carrying Value	Unrealized Valuation Increase/ (Decrease)	Current Year's (Amor-tization) Accretion	Current Year's Other-Than-Temporary Impairment Recognized	Total Foreign Exchange Change in Book/ Adjusted Carrying Value	Rate of	Effective Rate of	When Paid	Admitted Amount Due and Accrued	Amount Received During Year	Acquired	Stated Contractual Maturity Date
3128WJ-XX-3	FHLMC Pool G08693 MBS			4	.1.A	388,426	106.7720	406,567	380,780	388,307	.0	(24)	.0	.0	3.500	2.578	MON	1,111	13,327	03/27/2019	02/01/2046
3128MJ-ZM-5	FHLMC Pool G08747 MBS			4	.1.A	1,288,660	105.6160	1,363,587	1,291,081	1,288,677	.0	.0	.0	.0	3.000	3.043	MON	38,733	38,733	03/25/2019	01/01/2047
3128PL-PR-7	FHLMC Pool J08532 MBS			4	.1.A	20,154	101.2470	20,178	19,930	19,960	.0	(59)	.0	.0	5.500	5.033	MON	91	1,096	11/05/2008	08/01/2023
3128PU-WF-5	FHLMC Pool J15146 MBS			4	.1.A	42,413	103.9700	41,485	39,900	41,014	.0	(259)	.0	.0	4.500	2.786	MON	150	1,796	05/16/2011	04/01/2026
3128PV-AA-2	FHLMC Pool J15427 MBS			4	.1.A	18,535	103.9650	18,120	17,429	17,922	.0	(76)	.0	.0	4.500	2.796	MON	65	784	05/17/2011	05/01/2026
3128PV-F3-9	FHLMC Pool J15586 MBS			4	.1.A	71,198	103.9460	69,614	66,971	68,911	.0	(403)	.0	.0	4.500	2.766	MON	251	3,014	05/17/2011	06/01/2026
312926-2P-2	FHLMC Pool A80782 MBS			4	.1.A	34,142	110.1260	36,919	33,524	34,085	.0	34	.0	.0	6.000	5.306	MON	168	2,011	09/24/2008	08/01/2038
31292L-YA-7	FHLMC Pool C04305 MBS			4	.1.A	241,666	105.7110	244,979	231,745	240,642	.0	(506)	.0	.0	3.000	2.099	MON	579	6,952	12/18/2012	11/01/2042
3131XY-WF-2	FHLMC Pool ZM5146 MBS			4	.1.A	358,332	107.1700	356,612	332,752	357,850	.0	(155)	.0	.0	4.000	0.775	MON	1,109	13,310	08/18/2020	12/01/2047
3132AE-EZ-5	FHLMC Pool ZT1952 MBS			4	.1.A	233,133	106.2610	239,135	225,045	233,054	.0	(15)	.0	.0	4.000	2.289	MON	750	9,002	07/26/2019	05/01/2049
3132AE-J8-0	FHLMC Pool ZT2087 MBS			4	.1.A	391,662	106.2930	401,019	377,278	391,252	.0	(101)	.0	.0	4.000	2.267	MON	1,258	15,091	09/12/2019	06/01/2049
3132DM-BC-8	FHLMC POOL SD0035 MBS			4	.1.A	741,341	105.3720	767,848	728,702	741,082	.0	(51)	.0	.0	3.000	2.293	MON	1,822	21,861	07/22/2019	04/01/2047
3132DV-3P-8	FHLMC Pool SD8006 MBS			4	.1.A	410,540	106.2610	420,316	395,552	410,449	.0	(53)	.0	.0	4.000	2.333	MON	1,319	15,822	07/30/2019	08/01/2049
3132DV-7D-1	FHLMC Pool SD8092 MBS			4	.1.A	2,371,092	104.0050	2,348,974	2,258,519	2,368,198	.0	(2,894)	.0	.0	3.000	0.816	MON	5,646	39,524	05/10/2021	09/01/2050
3132GF-JS-7	FHLMC Pool Q02073 MBS			4	.1.A	1,032,538	110.6660	1,055,738	953,984	1,029,333	.0	1,068	.0	.0	4.500	1.704	MON	3,577	42,929	04/27/2017	07/01/2041
3132GV-JF-0	FHLMC Pool Q09862 MBS			4	.1.A	137,361	108.0600	138,863	128,506	136,358	.0	(424)	.0	.0	3.500	2.109	MON	4,498	4,498	09/04/2012	08/01/2042
3132HQ-DB-5	FHLMC Pool Q13698 MBS			4	.1.A	510,247	105.6030	514,556	487,255	508,688	.0	(114)	.0	.0	3.000	1.547	MON	1,218	14,617	12/17/2012	12/01/2042
3132HQ-MA-1	FHLMC Pool Q13979 MBS			4	.1.A	422,623	105.1420	424,459	403,700	421,062	.0	406	.0	.0	3.000	1.799	MON	1,009	12,111	12/17/2012	12/01/2042
3132JA-PW-9	FHLMC Pool Q19036 MBS			4	.1.A	257,937	108.0450	268,859	248,839	257,297	.0	(218)	.0	.0	3.500	2.590	MON	726	8,709	12/09/2015	06/01/2043
3132L6-ST-9	FHLMC Pool V81430 MBS			4	.1.A	457,720	109.2990	481,911	440,910	457,104	.0	(95)	.0	.0	4.000	2.536	MON	1,470	17,636	04/08/2019	11/01/2044
3132MA-VC-2	FHLMC Pool Q29911 MBS			4	.1.A	390,891	107.8090	400,514	371,503	389,806	.0	(172)	.0	.0	3.500	1.951	MON	1,084	13,003	01/06/2015	11/01/2044
3132QL-BR-3	FHLMC Pool Q30047 MBS			4	.1.A	152,875	107.7230	159,064	147,660	152,585	.0	(47)	.0	.0	3.500	2.461	MON	431	5,168	12/09/2015	11/01/2044
3132QM-6F-3	FHLMC Pool Q31769 MBS			4	.1.A	188,714	109.5200	194,436	177,535	188,167	.0	105	.0	.0	4.000	1.997	MON	592	7,101	11/12/2015	03/01/2045
3132QN-XX-2	FHLMC Pool Q32493 MBS			4	.1.A	233,707	109.7970	241,580	220,024	233,316	.0	390	.0	.0	4.000	1.552	MON	733	8,801	07/29/2015	04/01/2045
3132QH-SN-1	FHLMC Pool Q44452 MBS			4	.1.A	570,961	104.8620	601,588	573,695	571,001	.0	10	.0	.0	3.000	3.157	MON	1,434	17,211	05/21/2019	11/01/2046
3132XU-SH-9	FHLMC Pool Q52319 MBS			4	.1.A	677,323	105.9990	716,475	675,924	677,302	.0	(8)	.0	.0	3.500	3.368	MON	1,971	23,657	02/28/2019	11/01/2047
3132Y1-YV-4	FHLMC Pool Q57923 MBS			4	.1.A	414,201	106.4430	428,844	402,886	413,720	.0	(161)	.0	.0	4.000	2.690	MON	1,343	16,115	04/02/2019	08/01/2048
3132Y2-RF-5	FHLMC Pool Q58585 MBS			4	.1.A	242,171	106.5560	250,818	235,385	241,923	.0	(72)	.0	.0	4.000	2.651	MON	785	9,415	04/05/2019	09/01/2048
31335A-HP-6	FHLMC Pool G60238 MBS			4	.1.A	962,356	107.7470	992,854	921,466	961,440	.0	(218)	.0	.0	3.500	2.432	MON	2,688	32,251	07/30/2019	10/01/2045
3133KK-AE-9	FHLMC Pool RA3605 MBS			4	.1.A	2,668,210	102.2790	2,590,863	2,533,142	2,664,601	.0	(3,080)	.0	.0	2.500	0.895	MON	5,277	63,329	12/03/2020	10/01/2050
3133KK-AH-2	FHLMC Pool RA3608 MBS			4	.1.A	2,400,799	102.2710	2,327,315	2,275,638	2,389,758	.0	(429)	.0	.0	2.500	0.734	MON	4,741	56,891	09/25/2020	09/01/2050
3133KK-D6-3	FHLMC Pool RA3725 MBS			4	.1.A	2,487,259	99.8770	2,400,370	2,403,330	2,485,751	.0	(385)	.0	.0	2.000	1.406	MON	4,006	48,067	09/21/2020	10/01/2050
3133KK-ND-7	FHLMC Pool RA3988 MBS			4	.1.A	601,932	102.1710	582,680	570,298	601,269	.0	(572)	.0	.0	2.500	0.847	MON	1,188	14,257	12/10/2020	11/01/2050
3136AN-9F-8	FNMA FNR 2015-22 HT RMBS			4	.1.A	224,291	104.6850	225,531	215,438	219,140	.0	(2,219)	.0	.0	3.000	2.528	MON	539	6,463	04/09/2015	04/25/2045
3138A2-B0-1	FNMA Pool AH0946 MBS			4	.1.A	65,459	109.6340	68,277	62,477	65,242	.0	69	.0	.0	4.000	2.104	MON	208	2,491	06/11/2013	12/01/2040
3138AP-DP-0	FNMA Pool A19109 MBS			4	.1.A	1,689,919	110.0500	1,723,249	1,565,872	1,678,608	.0	(4,685)	.0	.0	4.000	2.001	MON	5,220	62,635	05/15/2012	05/01/2042
3138AT-CX-6	FNMA Pool AJ1885 MBS			4	.1.A	6,301	105.8730	6,300	5,950	6,251	.0	(23)	.0	.0	3.000	1.991	MON	15	179	12/10/2012	03/01/2042
3138AW-EN-9	FNMA Pool AJ4640 MBS			4	.1.A	98,472	109.7710	102,413	93,297	98,152	.0	(10)	.0	.0	4.000	1.878	MON	311	3,732	06/10/2013	10/01/2041
3138E9-YH-7	FNMA Pool AK5211 MBS			4	.1.A	429,817	104.8900	428,667	408,681	419,091	.0	(5,390)	.0	.0	3.000	1.713	MON	1,022	12,260	05/15/2012	04/01/2027
3138EE-7J-2	FNMA Pool AK9896 MBS			4	.1.A	312,933	106.1670	311,360	293,275	311,003	.0	332	.0	.0	3.500	1.913	MON	855	10,265	09/04/2012	07/01/2042
3138EN-LE-7	FNMA Pool AL5724 MBS			4	.1.A	372,401	109.7380	375,678	342,340	370,982	.0	(303)	.0	.0	4.500	1.648	MON	1,284	15,405	01/14/2016	10/01/2044
3138EN-QA-0	FNMA Pool A15848 MBS			4	.1.A	593,661	109.4950	633,260	578,344	593,054	.0	4	.0	.0	4.000	3.164	MON	1,928	23,134	09/06/2018	09/01/2044
3138EP-YR-9	FNMA Pool AL7019 MBS			4	.1.A	430,847	108.0150	456,255	422,399	430,427	.0	(54)	.0	.0	3.500	2.735	MON	1,232	14,784	04/01/2019	11/01/2042
3138EQ-K8-4	FNMA Pool AL7518 MBS			4	.1.A	386,299	107.6170	389,666	362,085	386,092	.0	181	.0	.0	3.500	1.927	MON	1,056	12,673	07/21/2016	10/01/2045
3138ER-FX-3	FNMA Pool AL9181 MBS			4	.1.A	1,160,720	105.6700	1,183,811	1,120,285	1,158,194	.0	(812)	.0	.0	3.000	2.254	MON	2,801	33,609	11/04/2016	10/01/2046
3138MA-E3-2	FNMA Pool AP1053 MBS			4	.1.A	365,303	107.9740	369,599	342,305	363,064	.0	(619)	.0	.0	3.500	1.896	MON	998	11,981	09/04/2012	07/01/2042
3138MA-TC-6	FNMA Pool AP1446 MBS			4	.1.A	392,463	108.0170	396,252	366,841	389,533	.0	(614)	.0	.0	3.500	2.082	MON	1,070	12,840	09/05/2012	08/01/2042
3138M7-6J-9	FNMA Pool AP4472 MBS			4	.1.A	79,317	106.6610	79,297	74,345	78,744	.0	(16)	.0	.0	3.500	2.150	MON	217	2		

ANNUAL STATEMENT FOR THE YEAR 2021 OF THE UnitedHealthcare Plan of the River Valley, Inc.

SCHEDULE D - PART 1

Showing All Long-Term BONDS Owned December 31 of Current Year

1	2	Codes			6	7	Fair Value		10	11	Change in Book/Adjusted Carrying Value				Interest				Dates		
		3	4	5			8	9			12	13	14	15	16	17	18	19	20	21	22
CUSIP Identification	Description	C o d e	F o r e i g n	B o n d C h a r	NAIC Designation, NAIC Designation Modifier and SVO Administrative Symbol	Actual Cost	Rate Used to Obtain Fair Value	Fair Value	Par Value	Book/ Adjusted Carrying Value	Unrealized Valuation Increase/ (Decrease)	Current Year's (Amortization) Accretion	Current Year's Other-Than-Temporary Impairment Recognized	Total Foreign Exchange Change in Book/ Adjusted Carrying Value	Rate of	Effective Rate of	When Paid	Admitted Amount Due and Accrued	Amount Received During Year	Acquired	Stated Contractual Maturity Date
3138UC-F3-2	FNMA Pool AS2885 MBS			4	.1.A	437,207	107.7750	459,706	426,543	436,423	.0	(305)	.0	.0	3.500	2.854	MON	1,244	14,929	07/08/2014	07/01/2044
3138WF-MA-5	FNMA Pool AS5778 MBS			4	.1.A	288,582	106.7890	303,712	284,405	288,377	.0	(54)	.0	.0	3.500	2.803	MON	830	9,954	04/01/2019	09/01/2045
3138WJ-YP-3	FNMA Pool AS7017 MBS			4	.1.A	837,340	107.7760	855,153	793,452	835,145	.0	(50)	.0	.0	3.500	1.156	MON	2,314	27,771	05/02/2016	04/01/2046
3138WJ-JD-1	FNMA Pool AS8359 MBS			4	.1.A	747,581	104.8620	742,783	708,345	746,545	.0	(1,035)	.0	.0	3.000	0.977	MON	1,771	10,625	06/04/2021	11/01/2046
3138WK-3E-3	FNMA Pool AS9796 MBS			4	.1.A	511,932	107.2340	551,293	514,101	511,965	.0	.3	.0	.0	3.500	3.585	MON	1,499	17,994	09/06/2018	06/01/2047
3138WK-XE-0	FNMA Pool AS9676 MBS			4	.1.A	437,992	107.8190	448,485	415,960	437,780	.0	(88)	.0	.0	4.000	1.903	MON	1,387	16,638	07/30/2019	05/01/2047
3138X9-WIS-4	FNMA Pool AU9656 MBS			4	.1.A	295,550	110.6710	301,551	272,475	294,386	.0	(288)	.0	.0	4.500	1.727	MON	1,022	12,261	11/13/2015	09/01/2043
3138XE-TZ-1	FNMA Pool AV3267 MBS			4	.1.A	230,762	108.9040	224,289	205,951	229,534	.0	(403)	.0	.0	5.000	1.231	MON	858	10,298	05/19/2015	12/01/2043
3138Y7-D9-0	FNMA Pool AX5527 MBS			4	.1.A	586,788	108.1500	596,140	551,217	585,144	.0	(746)	.0	.0	3.500	1.864	MON	1,608	19,293	06/17/2016	06/01/2046
3138YA-FD-2	FNMA Pool AX8263 MBS			4	.1.A	256,842	108.9110	262,657	241,166	256,538	.0	294	.0	.0	4.000	1.445	MON	804	9,647	07/28/2015	12/01/2044
3138YB-DG-5	FNMA Pool AX9102 MBS			4	.1.A	713,620	109.1080	715,144	655,449	710,248	.0	417	.0	.0	4.500	1.496	MON	2,458	29,495	09/01/2015	11/01/2044
3138YN-MIS-3	FNMA Pool AY8468 MBS			4	.1.A	686,432	108.9310	700,869	643,405	684,199	.0	246	.0	.0	4.000	1.629	MON	2,145	25,736	11/05/2015	08/01/2045
3140E0-60-3	FNMA Pool AZ8078 MBS			4	.1.A	114,473	107.3060	118,183	110,137	114,223	.0	(36)	.0	.0	3.500	2.319	MON	321	3,855	10/30/2015	08/01/2045
3140EW-AM-7	FNMA Pool BC1811 MBS			4	.1.A	612,645	105.6750	623,919	590,412	611,389	.0	(637)	.0	.0	3.000	2.165	MON	1,476	17,712	06/16/2016	04/01/2046
3140FO-US-1	FNMA Pool BC5092 MBS			4	.1.A	582,663	108.0360	591,219	547,242	580,118	.0	(1,528)	.0	.0	3.500	2.160	MON	1,596	19,153	06/17/2016	11/01/2043
3140F1-YH-9	FNMA Pool BC6111 MBS			4	.1.A	1,159,669	108.3540	1,170,069	1,079,861	1,154,804	.0	(2,391)	.0	.0	3.500	2.038	MON	3,150	37,795	08/15/2016	06/01/2046
3140F5-DT-7	FNMA Pool BC9113 MBS			4	.1.A	229,009	107.1880	229,277	213,902	228,116	.0	(369)	.0	.0	3.500	2.021	MON	624	7,487	08/12/2016	05/01/2046
3140F9-RX-5	FNMA Pool BD2301 MBS			4	.1.A	508,300	105.9590	516,554	487,505	507,229	.0	(113)	.0	.0	3.000	1.809	MON	1,219	14,425	08/05/2016	06/01/2046
3140GP-4K-1	FNMA Pool BH1725 MBS			4	.1.A	547,753	107.1590	555,705	518,583	546,906	.0	82	.0	.0	4.000	1.527	MON	1,729	20,743	07/18/2017	06/01/2047
3140J6-GP-6	FNMA Pool BM2005 MBS			4	.1.A	336,345	107.1260	348,682	325,487	335,976	.0	(42)	.0	.0	4.000	2.543	MON	1,085	13,020	04/09/2019	12/01/2047
3140J8-MR-1	FNMA Pool BM3967 MBS			4	.1.A	765,814	109.7820	782,238	712,540	746,085	.0	(775)	.0	.0	4.000	2.467	MON	2,375	28,502	08/19/2019	11/01/2046
3140J8-V0-3	FNMA Pool BM4222 MBS			4	.1.A	1,686,323	105.4720	1,727,708	1,638,077	1,685,097	.0	(308)	.0	.0	3.000	2.068	MON	4,095	49,142	09/23/2019	01/01/2044
3140J9-OR-5	FNMA Pool BM4963 MBS			4	.1.A	547,606	105.1970	562,489	534,698	547,273	.0	(84)	.0	.0	3.000	2.141	MON	1,337	16,041	10/11/2019	05/01/2048
3140J9-SN-2	FNMA Pool BM5024 MBS			4	.1.A	471,706	104.2200	480,315	460,869	471,349	.0	(128)	.0	.0	3.000	2.017	MON	1,152	13,826	01/07/2020	11/01/2048
3140J9-UB-2	FNMA Pool BM5106 MBS			4	.1.A	777,356	108.4340	784,056	723,070	776,443	.0	(131)	.0	.0	4.500	1.472	MON	2,712	32,538	08/14/2019	12/01/2048
3140JA-EM-6	FNMA Pool BM5539 MBS			4	.1.A	999,513	111.0020	1,009,620	909,552	997,110	.0	(635)	.0	.0	5.000	1.461	MON	3,790	45,478	09/11/2019	01/01/2049
3140JA-FG-8	FNMA Pool BM5566 MBS			4	.1.A	339,173	107.9520	347,830	322,207	338,910	.0	29	.0	.0	4.500	2.300	MON	1,208	14,499	04/24/2019	02/01/2049
3140JA-ND-6	FNMA Pool BM5787 MBS			4	.1.A	371,532	107.8350	388,149	359,946	371,227	.0	(48)	.0	.0	4.000	2.630	MON	1,200	14,398	04/16/2019	08/01/2047
3140JA-PG-7	FNMA Pool BM5822 MBS			4	.1.A	626,545	104.6010	648,985	620,437	626,393	.0	(23)	.0	.0	3.000	2.639	MON	1,551	18,613	06/19/2019	11/01/2048
3140KE-HY-7	FNMA Pool BP6546 MBS			4	.1.A	2,680,444	104.2690	2,657,440	2,548,632	2,677,642	.0	(2,802)	.0	.0	3.000	0.805	MON	6,372	38,229	06/04/2021	08/01/2050
3140Q7-5V-5	FNMA Pool CA0859 MBS			4	.1.A	613,557	105.7640	630,024	595,687	613,249	.0	5	.0	.0	3.500	2.055	MON	1,737	20,849	07/23/2019	12/01/2047
3140QA-AJ-9	FNMA Pool CA2708 MBS			4	.1.A	533,283	106.9660	557,685	521,369	532,907	.0	(67)	.0	.0	4.000	2.974	MON	1,738	20,855	02/12/2019	05/01/2048
3140QB-2E-7	FNMA Pool CA4372 MBS			4	.1.A	218,105	107.2680	216,957	202,256	217,959	.0	(61)	.0	.0	4.500	1.364	MON	758	9,101	07/24/2020	10/01/2049
3140QC-4B-9	FNMA Pool FM2963 MBS			4	.1.A	1,356,306	104.2770	1,339,788	1,284,837	1,355,075	.0	(413)	.0	.0	3.000	0.443	MON	3,212	38,545	05/20/2020	02/01/2050
3140QE-DS-8	FNMA Pool CA6412 MBS			4	.1.A	2,570,068	102.1910	2,492,040	2,438,612	2,567,974	.0	(1,844)	.0	.0	2.500	0.763	MON	5,080	60,965	12/17/2020	07/01/2050
3140QE-LU-4	FNMA Pool CA6638 MBS			4	.1.A	2,361,495	102.1710	2,288,001	2,239,379	2,357,769	.0	(307)	.0	.0	2.500	0.680	MON	4,665	55,984	12/01/2020	08/01/2050
3140QE-X0-0	FNMA Pool CA6986 MBS			4	.1.A	1,203,613	100.1760	1,161,716	1,159,672	1,202,839	.0	(270)	.0	.0	2.000	1.313	MON	1,933	23,194	10/16/2020	09/01/2050
3140QF-5E-5	FNMA Pool CA8044 MBS			4	.1.A	1,435,415	102.1710	1,390,433	1,360,885	1,434,480	.0	(935)	.0	.0	2.500	0.890	MON	2,835	31,187	01/20/2021	12/01/2050
3140QF-5F-2	FNMA Pool CA8045 MBS			4	.1.A	2,852,799	102.2790	2,758,746	2,697,283	2,850,445	.0	(2,064)	.0	.0	2.500	0.882	MON	5,619	67,432	12/17/2020	12/01/2050
3140QF-A3-3	FNMA Pool CA7225 MBS			4	.1.A	2,101,029	99.9080	2,021,397	2,023,260	2,099,479	.0	(778)	.0	.0	2.000	1.344	MON	3,372	40,465	10/14/2020	10/01/2050
3140QF-S2-6	FNMA Pool CA7725 MBS			4	.1.A	2,538,450	102.1960	2,455,668	2,402,911	2,534,800	.0	(3,085)	.0	.0	2.500	0.933	MON	5,006	60,073	12/01/2020	11/01/2050
3140QF-S4-2	FNMA Pool CA7738 MBS			4	.1.A	2,655,200	102.1710	2,569,140	2,514,543	2,652,907	.0	(2,010)	.0	.0	2.500	0.798	MON	5,239	62,864	12/16/2020	11/01/2050
3140QG-A9-8	FNMA Pool CA8131 MBS			4	.1.A	2,769,387	102.1710	2,677,249	2,620,355	2,765,998	.0	(3,389)	.0	.0	2.500	0.926	MON	5,459	60,050	01/06/2021	12/01/2050
3140QG-AU-1	FNMA Pool CA8118 MBS			4	.1.A	2,962,397	99.9080	2,847,544	2,850,171	2,960,211	.0	(1,898)	.0	.0	2.000	1.401	MON	4,750	57,003	12/11/2020	12/01/2050
3140QK-GB-8	FNMA Pool CB0193 MBS			4	.1.A	3,007,640	104.2930	2,953,556	2,831,969	3,004,373	.0	(3,267)	.0	.0	3.000	1.177	MON	7,080	49,559	05/10/2021	04/01/2051
3140QK-NE-4	FNMA Pool CB0388 MBS			4	.1.A	3,156,667	102.2620	3,111,731	3,042,914	3,154,847	.0	(1,820)	.0	.0	2.500	1.431	MON	6,339	44,376	05/13/2021	05/01/2051
3140X4-DF-0	FNMA Pool FM1001 MBS			4	.1.A	532,708	105.9450	548,357	517,585	532,488	.0	16	.0	.0	3.500	2.171	MON	1,510	18,116	06/25/2019	11/01/2048
3140X4-DQ-6	FNMA Pool FM1010 MBS			4	.1.A	658,004	105.7690</														

ANNUAL STATEMENT FOR THE YEAR 2021 OF THE UnitedHealthcare Plan of the River Valley, Inc.

SCHEDULE D - PART 1

Showing All Long-Term BONDS Owned December 31 of Current Year

1	2	Codes			6	7	Fair Value		10	11	Change in Book/Adjusted Carrying Value				Interest					Dates	
		3	4	5			8	9			12	13	14	15	16	17	18	19	20	21	22
CUSIP Identification	Description	C o d e	F o r e i g n	B o n d C h a r	NAIC Designation, NAIC Designation Modifier and SVO Administrative Symbol	Actual Cost	Rate Used to Obtain Fair Value	Fair Value	Par Value	Book/ Adjusted Carrying Value	Unrealized Valuation Increase/ (Decrease)	Current Year's (Amortization) Accretion	Current Year's Other Than-Temporary Impairment Recognized	Total Foreign Exchange Change in Book/ Adjusted Carrying Value	Rate of	Effective Rate of	When Paid	Admitted Amount Due and Accrued	Amount Received During Year	Acquired	Stated Contractual Maturity Date
31414F-K9-1	FNMA Pool 964820 MBS			4	.1.A	6,415	103.0820	6,551	6,356	6,357	0	(1)	0	0	5.000	4.557	MON	26	318	09/09/2008	08/01/2023
31416T-2S-7	FNMA Pool AA9784 MBS			4	.1.A	80,887	103.1890	80,377	77,893	77,842	0	(96)	325	0	5.000	3.733	MON	3	3,895	06/30/2009	07/01/2024
31416V-Y6-5	FNMA Pool AB0732 MBS			4	.1.A	163,958	106.7560	164,690	154,268	163,304	0	(303)	0	0	4.000	2.179	MON	514	6,171	07/18/2017	06/01/2039
31417A-QE-2	FNMA Pool AB4052 MBS			4	.1.A	431,056	109.6620	443,400	404,332	429,163	0	(716)	0	0	4.000	2.198	MON	1,348	16,173	12/09/2015	12/01/2041
31417G-TY-2	FNMA Pool AB9566 MBS			4	.1.A	930,508	105.5000	958,038	908,090	929,088	0	(399)	0	0	3.000	2.204	MON	2,270	27,243	01/07/2015	06/01/2043
31418B-66-6	FNMA Pool MA2670 MBS			4	.1.A	341,243	104.8090	357,708	341,296	341,232	0	(4)	0	0	3.000	2.952	MON	853	10,239	03/27/2019	07/01/2046
31418C-V2-7	FNMA Pool MA3332 MBS			4	.1.A	545,483	105.7870	577,117	545,547	545,433	0	14	0	0	3.500	3.426	MON	1,591	19,094	04/05/2018	04/01/2048
31418C-ZJ-6	FNMA Pool MA3444 MBS			4	.1.A	404,040	107.1200	416,817	389,114	403,696	0	(42)	0	0	4.500	2.796	MON	1,459	17,510	03/18/2019	08/01/2048
31418D-2N-1	FNMA Pool MA4380 MBS			4	.1.A	2,079,917	103.7070	2,051,792	1,978,445	2,077,298	0	(2,620)	0	0	3.000	1.093	MON	4,946	29,677	06/04/2021	07/01/2051
31418D-CB-6	FNMA Pool MA3665 MBS			4	.1.A	413,583	107.2650	424,176	395,448	413,331	0	(52)	0	0	4.500	2.644	MON	1,483	17,795	06/25/2019	05/01/2049
31418D-YB-2	FNMA Pool MA4305 MBS			4	.1.A	3,241,364	99.8310	3,238,919	3,244,406	3,241,357	0	(7)	0	0	2.000	2.005	MON	5,407	5,407	11/18/2021	04/01/2051
35563P-JF-7	FHLMC SCRT-2019-1 MA RMBS			4	.1.A	859,084	103.9310	887,758	854,181	855,608	0	(1,566)	0	0	3.500	3.357	MON	2,491	29,896	03/07/2019	07/25/2058
35563P-KJ-6	FHLMC 2019-1 M6SD RMBS			4	.1.A	1,136,430	106.4690	1,181,328	1,109,549	1,126,916	0	(6,697)	0	0	4.000	3.639	MON	3,699	44,382	03/07/2019	07/25/2058
2699999. Subtotal - Bonds - U.S. Special Revenues - Residential Mortgage-Backed Securities						101,775,627	XXX	101,760,566	97,344,250	101,595,200	0	(76,119)	0	0	XXX	XXX	XXX	248,467	2,708,619	XXX	XXX
3137BP-VM-8	FHLMC FHMS K152 A1 CMBS			4	.1.A	1,070,045	106.1370	1,113,508	1,049,123	1,058,018	0	(1,817)	0	0	2.830	2.595	MON	2,474	30,681	06/01/2016	05/25/2030
2799999. Subtotal - Bonds - U.S. Special Revenues - Commercial Mortgage-Backed Securities						1,070,045	XXX	1,113,508	1,049,123	1,058,018	0	(1,817)	0	0	XXX	XXX	XXX	2,474	30,681	XXX	XXX
3199999. Total - U.S. Special Revenues Bonds						225,249,865	XXX	220,885,942	199,348,373	216,139,606	0	(2,419,409)	0	0	XXX	XXX	XXX	1,713,716	7,058,174	XXX	XXX
00138C-AA-1	AIG GLOBAL FUNDI Corp Note Non Call Prv Plc				.1.F FE	433,523	99.0720	429,972	434,000	433,691	0	158	0	0	0.450	0.487	JD	125	1,953	12/03/2020	12/08/2023
00138M-AA-4	AIG GLOBAL FUNDI Corp Note Non Call Prv Plc				.1.F FE	386,000	99.8920	385,583	386,000	386,000	0	0	0	0	0.430	0.460	MJSD	78	1,640	12/11/2020	12/15/2023
00206R-KH-4	AT&T INC Corp Note Call MW			1	2.B FE	2,804,498	96.7370	2,684,452	2,775,000	2,801,441	0	(2,410)	0	0	2.250	2.141	FA	26,016	61,917	12/04/2020	02/01/2032
00206R-MM-1	AT&T INC Corp Note Call MW			2	2.B FE	776,236	97.9200	757,901	774,000	776,201	0	(35)	0	0	2.550	2.522	JD	1,645	9,869	09/03/2021	12/01/2033
00287Y-AQ-2	ABBVIE INC Corp Note Call MW			2	2.B FE	929,588	106.4250	984,431	925,000	927,581	0	(759)	0	0	3.600	3.506	MN	4,348	33,300	03/28/2019	05/14/2025
00287Y-BX-6	ABBVIE INC Corp Note Call MW			2	2.B FE	563,061	107.0290	535,145	500,000	555,498	0	(6,765)	0	0	3.200	1.647	MN	1,778	16,000	11/19/2020	11/21/2029
00287Y-BZ-1	ABBVIE INC Corp Note Call MW			2	2.B FE	999,278	103.8240	1,038,240	1,000,000	999,473	0	174	0	0	2.600	2.619	MN	2,889	26,000	11/19/2020	11/21/2024
00440E-AP-2	ACE INA HOLDINGS Corp Note MW 10 BP			2	.1.F FE	23,819	102.4520	23,564	23,000	23,665	0	(153)	0	0	2.700	0.276	MS	186	0	09/21/2021	03/13/2023
00912X-AN-4	AIR LEASE CORP Corp Note Call MW			1	2.B FE	415,569	106.4400	402,343	378,000	405,244	0	(10,325)	0	0	4.250	1.253	MS	4,730	16,065	01/19/2021	09/15/2024
00914A-AJ-1	AIR LEASE CORP Corp Note Call MW			2	2.B FE	1,493,754	103.2420	1,455,712	1,410,000	1,478,256	0	(15,498)	0	0	2.875	1.607	JJ	18,692	20,269	01/21/2021	01/15/2026
015271-AR-0	ALEXANDRIA REAL Corp Note Call MW			2	2.A FE	961,701	107.7900	1,024,005	950,000	959,677	0	(866)	0	0	3.375	3.248	FA	12,113	32,063	07/24/2019	08/15/2031
023135-AJ-5	AMAZON.COM INC Corp Note Call MW			2	1.E FE	76,201	101.5100	76,133	75,000	76,043	0	(157)	0	0	2.500	0.384	MN	167	938	11/23/2021	11/29/2022
023135-BV-7	AMAZON.COM INC Corp Note MW			2	1.D FE	386,946	99.5180	385,135	387,000	386,963	0	17	0	0	0.250	0.257	MN	132	484	05/10/2021	05/12/2023
023608-AK-8	AMEREN CORP Corp Note Call MW			1	2.B FE	1,633,496	96.7440	1,581,764	1,635,000	1,633,667	0	171	0	0	1.750	1.764	MS	8,425	15,101	02/24/2021	03/15/2028
025816-CD-9	AMERICAN EXPRESS Corp Note Call MW			2	1.G FE	639,736	100.7050	628,399	624,000	628,585	0	(11,151)	0	0	2.750	0.304	MN	1,954	17,160	04/06/2021	05/20/2022
025816-CG-2	AMERICAN EXPRESS Corp Note Call MW			2	1.G FE	1,594,848	103.3740	1,653,984	1,600,000	1,597,261	0	1,015	0	0	2.500	2.569	JJ	16,778	40,000	07/25/2019	07/30/2024
02665W-DM-0	AMERICAN HONDA F Corp Note MW			1	1.G FE	184,919	99.7360	184,512	185,000	184,954	0	27	0	0	0.650	0.665	MS	377	1,196	09/08/2020	09/08/2023
02665W-DO-1	AMERICAN HONDA F Corp Note Non Call MW			2	1.G FE	605,000	100.0060	605,036	605,000	605,000	0	0	0	0	0.250	0.329	JAJO	302	1,889	10/19/2020	01/21/2022
026874-CY-1	AMER INTL GROUP Corp Note MW			2	2.B FE	3,064,590	106.2360	3,187,080	3,000,000	3,029,203	0	(13,009)	0	0	4.125	3.644	FA	46,750	123,750	03/06/2019	02/15/2024
03073E-AM-7	AMERISOURCEBERGE Corp Note Call MW			2	2.A FE	1,179,996	105.0010	1,123,511	1,070,000	1,144,387	0	(25,133)	0	0	3.250	0.829	MS	11,592	34,775	07/29/2020	03/01/2025
03073E-AS-4	AMERISOURCEBERGE Corp Note Call MW			2	2.A FE	346,067	99.7650	345,187	346,000	346,014	0	(53)	0	0	0.737	0.717	MS	751	1,169	03/26/2021	03/15/2023
031162-CO-1	AMGEN INC Corp Note Call MW			2	2.A FE	947,293	107.8490	947,293	925,000	941,108	0	(2,621)	0	0	3.200	2.861	MN	4,851	29,600	07/30/2019	11/02/2027
035242-AP-1	ABB-B-CALL04/18 Corp Note Call MW			2	2.B FE	2,465,725	107.4560	2,686,400	2,500,000	2,480,277	0	4,378	0	0	3.650	3.861	FA	38,021	91,250	07/09/2018	02/01/2026
037833-AK-6	APPLE INC Corp Note MW 15BP			2	1.B FE	1,597,870	102.4140	1,597,262	1,585,000	1,589,709	0	(3,436)	0	0	2.400	2.173	MN	6,129	38,040	07/30/2019	05/03/2023
037833-BY-5	APPLE INC Corp Note Call MW			2	1.B FE	1,930,666	106.9940	1,840,297	1,720,000	1,883,596	0	(41,255)	0	0	3.250	0.766	FA	19,876	55,900	11/06/2020	02/23/2026
037833-BZ-2	APPLE INC Corp Note Call MW			2	1.B FE	1,037,161	104.5350	1,087,164	1,040,000	1,038,609	0	283	0	0	2.450	2.481	FA	10,404	25,480	07/28/2016	08/04/2026
04685A-2E-0	ATHENE GLOBAL FU Corp Note Non Call Prv Plc				1.F FE	228,791	100.9780	224,171	222,000	224,710	0	(4,081)	0	0	3.000	0.551	JJ	3,293	3,330	03/25/2021	07/01/2022
04685A-2S-9	ATHENE GLOBAL FU Corp Note Non Call Prv Plc				1.E FE	306,893	99.4430	305,290	307,000	306,927	0	35	0	0	0.950	0.962	JJ	1,402	1,458	01/04/2021	01/08/2024
049560-AU-9	ATMOS ENERGY CORP Corp Note Call MW			2	1.G FE	547,978	99.6420	546,038	548,000	547,987	0	9	0	0	0.625	0.627	MS	1,067	1,713	03/04/2021	03/09/2023
053332-AX-0	AUTOZONE INC Corp Note Call MW			2	2.B FE	1,570,448	104.5230	1,646,237	1,575,000	1,572,823	0	901	0	0	3.125	3.188	AO	9,980	49,219	04/04/2019	04/18/2024
05348E-AR-0	AVALONBAY COMMUN Corp Note Call MW			2	1.G FE	848,331	101.6330	868,962	855,000	854,109	0	719	0	0	2.850	2.939	MS	7,175	2		

ANNUAL STATEMENT FOR THE YEAR 2021 OF THE UnitedHealthcare Plan of the River Valley, Inc.

SCHEDULE D - PART 1

Showing All Long-Term BONDS Owned December 31 of Current Year

1	2	Codes			6	7	Fair Value		10	11	Change in Book/Adjusted Carrying Value				Interest					Dates	
		3	4	5			8	9			12	13	14	15	16	17	18	19	20	21	22
CUSIP Identification	Description	C o d e	F o r e i g n	B o n d C h a r	NAIC Designation, NAIC Designation Modifier and SVO Administrative Symbol	Actual Cost	Rate Used to Obtain Fair Value	Fair Value	Par Value	Book/ Adjusted Carrying Value	Unrealized Valuation Increase/ (Decrease)	Current Year's (Amor-tization) Accretion	Current Year's Other-Than-Temporary Impairment Recognized	Total Foreign Exchange Change in Book/ Adjusted Carrying Value	Rate of	Effective Rate of	When Paid	Admitted Amount Due and Accrued	Amount Received During Year	Acquired	Stated Contractual Maturity Date
06051G-G0-6	BANK OF AMER CRP Corp Note Call MW	1		1	1.G FE	52,452		101,1170	51,570	51,645	0	(807)	0	0	2.816	0.527	JJ	638	718	04/19/2021	07/21/2023
06051G-HB-8	BANK OF AMER CRP Corp Note Call	2		1	1.F FE	3,296,564		101,5360	3,330,381	3,280,000	0	(3,902)	0	0	0.910	0.874	FMAN	4,725	31,569	11/24/2020	02/05/2026
06051G-HR-3	BANK OF AMER CRP Corp Note Call MW	2		1	1.F FE	1,567,779		104,6330	1,621,812	1,550,000	0	(3,556)	0	0	3.458	3.206	MS	15,782	53,599	03/26/2019	03/15/2025
06051G-HV-4	BANK OF AMER CRP Corp Note Call MW	2		1	1.G FE	1,390,000		105,5600	1,467,284	1,390,000	0	0	0	0	3.194	3.194	JJ	19,485	44,397	07/18/2019	07/23/2030
06051G-JD-2	BANK OF AMER CRP Corp Note Call MW	1		1	1.G FE	2,315,000		99,0160	2,292,220	2,315,000	0	0	0	0	1.319	1.319	JD	1,018	30,535	06/16/2020	06/19/2026
06051G-JF-7	BANK OF AMER CRP Corp Note Call MW	1		1	1.G FE	597,357		95,8140	565,303	590,000	0	(691)	0	0	1.898	1.760	JJ	4,915	11,198	09/01/2020	07/23/2031
06051G-JR-1	BANK OF AMER CRP Corp Note Call MW	2		1	1.F FE	1,966,370		99,2490	1,945,280	1,960,000	0	(1,406)	0	0	0.976	0.865	AO	3,667	9,565	04/30/2021	04/22/2025
06051G-JX-8	BANK OF AMER CRP Corp Note Call	2		1	1.F FE	399,000		100,0500	399,200	399,000	0	0	0	0	0.593	0.536	FMAN	217	1,093	05/24/2021	05/28/2024
06406R-AE-7	BANK OF NY MELLO Corp Note Call	2		1	1.E FE	1,267,140		102,2300	1,252,318	1,225,000	0	(9,086)	0	0	2.950	0.229	JJ	15,258	0	09/21/2021	01/29/2023
07330M-AA-5	BRANCH BKG & TR Corp Note Call	2		1	1.F FE	1,074,351		109,0500	1,128,668	1,035,000	0	(3,941)	0	0	3.800	3.343	AO	6,664	39,330	11/28/2016	10/30/2026
07330M-AT-2	BRANCH BKG & TR Corp Note Call	2		1	1.F FE	2,795,240		103,0910	2,886,548	2,800,000	0	933	0	0	2.150	2.186	JD	4,181	60,200	12/03/2019	12/06/2024
09062X-AE-3	BIOMEN INC Corp Note MW	2		1	1.G FE	374,250		102,1590	365,729	358,000	0	(8,433)	0	0	3.625	0.503	MS	3,821	6,489	03/25/2021	09/15/2022
103730-AE-0	BP CAP MKTS AMER Corp Note Call	2		1	1.F FE	639,400		112,9450	649,434	575,000	0	(6,623)	0	0	4.234	2.819	MN	3,719	24,346	07/24/2019	11/06/2028
10921U-ZG-2	BRIGHTHS FIN GLB Corp Note Non Call Prv Plc	1		1	1.G FE	206,899		100,2120	207,439	206,901	0	2	0	0	1.200	1.225	JD	110	0	12/08/2021	12/15/2023
110122-CP-1	BRISTOL-MYERS Corp Note Call MW	1		1	1.F FE	962,813		109,6020	1,013,819	925,000	0	(3,896)	0	0	3.400	2.870	JJ	13,541	31,450	07/17/2020	07/26/2029
110122-CY-2	BRISTOL-MYERS Corp Note Call MW	2		1	1.F FE	310,158		102,2880	306,864	300,000	0	(2,557)	0	0	2.750	0.305	FA	3,117	0	08/23/2021	02/15/2023
110122-DT-2	BRISTOL-MYERS Corp Note Call	1		1	1.F FE	750,000		99,5990	746,993	750,000	0	0	0	0	0.537	0.537	MN	537	4,028	11/09/2020	11/13/2023
12189L-AL-5	BURLINGTON NORTH Corp Note Call MW 20BP	2		1	1.D FE	629,236		101,0380	611,280	605,000	0	(16,657)	0	0	3.050	0.290	MS	6,517	18,453	12/15/2020	09/01/2022
125523-CL-2	CIGNA CORP Corp Note Call MW	1		1	2.B FE	636,948		100,9930	605,958	600,000	0	(3,842)	0	0	2.400	1.661	MS	4,240	14,400	12/07/2020	03/15/2030
125896-B0-2	CMS ENERGY Corp Note Call MW	2		1	2.B FE	677,430		104,3810	709,791	680,000	0	256	0	0	3.000	3.044	MN	2,607	20,400	05/02/2016	05/15/2026
126650-CX-6	CVS HEALTH CORP Corp Note Call MW	2		1	2.B FE	3,099,435		112,3100	3,217,682	2,865,000	0	(32,629)	0	0	4.300	2.940	MS	32,852	123,195	12/09/2020	03/25/2028
126650-DN-7	CVS HEALTH CORP Corp Note Call MW Call	1		1	2.B FE	596,076		95,4110	572,466	600,000	0	365	0	0	1.750	1.822	FA	3,792	10,500	09/01/2020	08/21/2030
133131-AX-0	CAMDEN PROP TRST Corp Note Call MW	2		1	1.G FE	970,340		106,4500	1,011,275	950,000	0	(1,932)	0	0	3.150	2.894	JJ	14,963	29,925	07/30/2019	07/01/2029
14042T-CS-4	CAPITAL ONE BANK Corp Note Call	2		1	1.G FE	587,227		100,0890	580,516	580,000	0	(6,609)	0	0	2.014	0.503	JJ	4,997	5,841	03/25/2021	01/27/2023
144141-DC-9	DUKE ENERGY PROG Corp Note Call	2		1	1.F FE	366,516		100,2690	355,955	355,000	0	(8,692)	0	0	2.800	0.339	MN	1,270	9,940	10/15/2020	05/15/2022
14448C-A0-7	CARRIER GLOBAL Corp Note Call MW	2		1	2.C FE	699,945		102,2340	715,638	700,000	0	14	0	0	2.722	2.723	FA	7,198	19,054	12/08/2020	02/15/2030
14913R-ZB-2	CATERPILLAR FINL Corp Note MW	1		1	1.F FE	678,209		100,2370	674,595	673,000	0	(3,536)	0	0	0.950	0.267	MN	852	6,394	03/22/2021	05/13/2022
166756-AF-3	CHEVRON USA INC Corp Note MW	1		1	1.D FE	288,000		99,9360	287,816	288,000	0	0	0	0	0.333	0.333	FA	370	959	08/10/2020	08/12/2022
171340-AH-5	CHURCH & DWIGHT Corp Note MW	2		1	2.A FE	143,571		101,6450	139,254	137,000	0	(3,379)	0	0	2.875	0.393	AO	985	3,939	10/20/2020	10/01/2022
172967-KG-5	CITIGROUP INC Corp Note Non Call	2		1	2.A FE	3,436,500		108,2240	3,284,598	3,035,000	0	(76,874)	0	0	3.700	1.038	JJ	52,716	112,295	11/25/2020	01/12/2026
172967-KN-0	CITIGROUP INC Corp Note Non Call	2		1	2.A FE	550,246		107,3380	574,258	535,000	0	(1,561)	0	0	3.400	3.060	MN	3,032	18,190	07/25/2016	05/01/2026
172967-KX-8	CITIGROUP INC Corp Note Call MW	2		1	2.A FE	1,201,943		100,7580	1,183,907	1,175,000	0	(6,574)	0	0	1.601	3.145	MJSD	1,620	19,030	07/10/2018	09/01/2023
172967-LV-1	CITIGROUP INC Corp Note Call MW	2		1	1.G FE	366,618		100,1270	359,456	359,000	0	(7,093)	0	0	3.142	0.564	JJ	4,919	5,640	03/22/2021	01/24/2023
172967-LW-9	CITIGROUP INC Corp Note Call MW	1		1	2.A FE	1,215,000		110,3680	1,340,971	1,215,000	0	0	0	0	4.075	4.075	AO	9,352	49,511	04/16/2018	04/23/2029
172967-LZ-2	CITIGROUP INC Corp Note Call MW	2		1	1.G FE	1,557,946		104,2530	1,569,008	1,505,000	0	(12,763)	0	0	4.044	3.137	JD	5,072	60,862	03/27/2019	06/01/2024
172967-ME-8	CITIGROUP INC Corp Note Call MW	2		1	2.A FE	639,870		110,4890	662,934	600,000	0	(3,759)	0	0	3.980	3.175	MS	6,700	23,880	07/23/2019	03/20/2030
17325F-AS-7	CITIBANK NA Corp Note Call MW	2		1	1.E FE	1,472,994		105,2350	1,552,216	1,475,000	0	400	0	0	3.950	3.680	JJ	23,629	53,838	01/15/2019	01/23/2024
174610-AR-6	CITIZENS FIN GRP Corp Note MW	1		1	2.A FE	948,081		104,3240	991,078	950,000	0	261	0	0	2.850	2.882	JJ	11,582	27,075	07/22/2019	07/27/2026
189054-AT-6	CLOROX CO Corp Note Call MW	1		1	2.A FE	180,647		101,1490	177,011	175,000	0	(3,533)	0	0	3.050	0.371	MS	1,572	2,669	03/26/2021	09/15/2022
194160-EC-0	COLGATE-PALM CO Corp Note MW	2		1	1.D FE	234,581		101,9190	230,337	226,000	0	(3,091)	0	0	2.100	0.271	MN	791	4,746	03/29/2021	05/01/2023
20030N-CR-0	COMCAST CORP Corp Note Call MW	2		1	1.G FE	952,515		106,2940	956,646	925,755	0	(11,282)	0	0	3.700	2.359	AO	7,030	33,300	07/31/2019	04/15/2024
20030N-CS-8	COMCAST CORP Corp Note Call MW	2		1	1.G FE	1,986,828		109,2600	1,983,069	1,815,000	0	(36,300)	0	0	3.950	1.808	AO	15,135	71,693	12/07/2020	10/15/2025
20030N-DM-0	COMCAST CORP Corp Note Call MW	2		1	1.G FE	1,196,232		98,0940	1,177,128	1,200,000	0	326	0	0	1.950	1.983	JJ	10,790	23,400	05/20/2020	01/15/2031
20030N-DN-8	COMCAST CORP Corp Note Call MW	1		1	1.G FE	587,876		94,5000	557,550	590,000	0	194	0	0	1.500	1.538	FA	3,343	8,604	11/06/2020	02/15/2031
20453K-AB-1	COMPASS BANK Corp Note Call	2		1	1.F FE	411,748		101,0320	404,128	400,000	0	(7,680)	0	0	2.875	0.378	JD	64	11,500	03/22/2021	06/29/2022
205887-CA-8	CONAGRA BRANDS Corp Note Call MW	2		1	2.C FE	1,276,368		106,4650	1,277,580	1,200,000	0	(16,167)	0	0	4.300	2.834	MN	8,600	51,600	03/20/2019	05/01/2024
20825C-AZ-7	CONOCOPHILLIPS Corp Note Call MW Prv Plc	1		1	1.G FE	1,803,693		100,4230	1,812,635	1,805,000	0	819	0	0	2.400	2.401	FA	16,365	27,495	12/17/2021	02/15/2031
224044-CG-0	COX COMMUN INC Corp Note Call MW Prv Plc	2		1	2.B FE	737,029		106,2600	812,889	765,000	0	2,798	0	0	3.350	3.800	MS	7,546	25,628	11/17/2016	09/15/2026
22966R-AJ-5	CUBESMART LP Corp Note Call MW	2		1	2.B FE	1,354,339		99,6740	1,350,550	1,											

ANNUAL STATEMENT FOR THE YEAR 2021 OF THE UnitedHealthcare Plan of the River Valley, Inc.

SCHEDULE D - PART 1

Showing All Long-Term BONDS Owned December 31 of Current Year

1	2	Codes			6	7	Fair Value		10	11	Change in Book/Adjusted Carrying Value				Interest					Dates	
		3	4	5			8	9			12	13	14	15	16	17	18	19	20	21	22
CUSIP Identification	Description	C o d e	F o r e i g n	B o n d C h a r	NAIC Designation, NAIC Designation Modifier and SVO Administrative Symbol	Actual Cost	Rate Used to Obtain Fair Value	Fair Value	Par Value	Book/ Adjusted Carrying Value	Unrealized Valuation Increase/ (Decrease)	Current Year's (Amor-tization) Accretion	Current Year's Other-Than-Temporary Impairment Recognized	Total Foreign Exchange Change in Book/ Adjusted Carrying Value	Rate of	Effective Rate of	When Paid	Admitted Amount Due and Accrued	Amount Received During Year	Acquired	Stated Contractual Maturity Date
24422E-VJ-5	JOHN DEERE CAP Corp Note Non Call				1.F FE	146,829	99.5390	146,322	147,000	146,899	0	57	0	0	0.400	0.439	AO	132	590	10/06/2020	10/10/2023
25389J-AU-0	DIGITAL REALTY Corp Note Call MW				2.B FE	1,270,563	108.3440	1,354,300	1,250,000	1,266,040	(1,922)	0	0	0	3.600	3.398	JJ	22,500	45,000	07/23/2019	07/01/2029
25466A-AQ-4	DISCOVER BANK Corp Note Call				2.B FE	1,544,351	102.4210	1,582,404	1,545,000	1,544,641	0	128	0	0	2.450	2.459	MS	11,461	37,853	09/09/2019	09/12/2024
254687-FK-7	WALT DISNEY CO Corp Note Call MW				2.1G FE	663,750	101.6420	660,509	640,000	656,852	0	(6,470)	0	0	1.750	0.717	FA	3,764	11,200	12/04/2020	08/30/2024
254687-FV-3	WALT DISNEY CO Corp Note MW				1.G FE	698,187	101.1330	707,931	700,000	698,700	0	309	0	0	1.750	1.798	JJ	5,717	14,292	05/11/2020	01/13/2026
254687-FX-9	WALT DISNEY CO Corp Note MW				2.A FE	1,104,667	104.1410	1,098,688	1,055,000	1,098,826	0	(4,443)	0	0	2.650	2.134	JJ	13,047	32,617	09/01/2020	01/13/2031
257375-AN-5	DOMINION ENERGY Corp Note Call MW				2.A FE	103,0290	103.0290	618,174	600,000	599,769	0	77	0	0	2.500	2.514	MN	1,917	15,000	11/18/2019	11/15/2024
25746U-DL-0	DOMINION RES Corp Note Call MW				2.B FE	728,956	97.7610	713,655	730,000	728,993	0	36	0	0	2.250	2.266	FA	6,342	0	08/10/2021	08/15/2031
26441Y-AZ-0	DUKE REALTY Corp Note CALL				2.A FE	1,214,867	106.3130	1,356,554	1,276,000	1,240,107	0	7,166	0	0	3.250	3.939	JD	115	41,470	04/17/2018	06/30/2026
26442C-AW-4	DUKE ENERGY CAR Corp Note MW				1.F FE	294,862	101.0750	285,032	282,000	285,158	0	(8,514)	0	0	3.350	0.320	MN	1,207	9,447	11/17/2020	05/15/2029
26442C-AY-0	DUKE ENERGY CAR Corp Note Call MW				2.1F FE	1,623,001	101.9230	1,656,249	1,625,000	1,623,434	0	185	0	0	2.450	2.464	FA	15,040	39,813	08/12/2019	08/15/2029
26875P-AP-6	EOG RESOURCES IN Corp Note Call MW				1.G FE	261,886	109.3350	262,404	240,000	253,770	0	(3,418)	0	0	4.150	2.552	JJ	4,593	9,960	07/30/2019	01/15/2026
26884A-BG-7	ERP OPERATING LP Corp Note Call MW				1.G FE	628,879	106.7170	672,317	630,000	629,329	0	108	0	0	3.250	3.271	FA	8,531	20,475	07/31/2017	08/01/2027
26884A-BJ-1	ERP OPERATING LP Corp Note Call MW				1.G FE	788,438	108.7500	725,000	725,000	722,177	0	403	0	0	3.500	3.530	MS	8,458	25,375	02/01/2018	03/01/2028
29278N-AQ-6	ENERGY TRANSFER Corp Note Call MW				2.C FE	985,749	106.0790	965,319	910,000	981,650	0	(4,099)	0	0	3.750	2.665	MN	4,360	17,063	06/23/2021	05/15/2030
29364G-AL-7	ENTERGY CORP Corp Note Call MW				2.B FE	1,140,996	101.8820	1,171,643	1,150,000	1,142,290	0	795	0	0	2.800	2.890	JD	1,431	32,200	05/13/2020	06/15/2030
29364G-BF-4	ENTERGY LA LLC Corp Note Call				1.F FE	131,976	99.2330	130,988	132,000	131,985	0	8	0	0	0.620	0.626	MN	100	802	11/17/2020	11/17/2023
29379V-BV-4	ENTERPRISE PRODU Corp Note Call MW				2.A FE	978,485	106.2970	1,036,396	975,000	978,464	0	(410)	0	0	3.125	3.071	JJ	12,780	30,469	08/12/2019	07/31/2029
29444U-BK-1	EQUINIX INC Corp Note Call MW				2.B FE	1,898,081	97.0910	1,844,729	1,900,000	1,898,551	0	381	0	0	1.000	1.021	MS	5,594	17,839	09/23/2020	09/15/2025
29449W-AG-2	EQUITABLE FINANC Corp Note Non Call Prv Plc				1.F FE	380,817	99.5560	379,308	381,000	380,884	0	67	0	0	0.500	0.524	AO	450	897	04/05/2021	04/06/2023
29717P-AP-2	ESSEX PORTFOLIO Corp Note Call MW				2.A FE	1,695,699	105.6500	1,796,050	1,700,000	1,698,449	0	443	0	0	3.500	3.530	AO	14,875	59,500	03/10/2015	04/01/2025
29736R-AN-0	ESTEE LAUDER CO Corp Note Call MW				1.E FE	343,002	102.7850	354,608	345,000	343,817	0	389	0	0	2.000	2.122	JD	575	6,900	11/19/2019	12/01/2024
30040W-AC-2	EVERSOURCE ENERG Corp Note Call MW				2.A FE	723,985	100.2720	726,972	725,000	724,957	0	212	0	0	2.750	2.780	MS	5,870	19,938	03/02/2017	03/15/2022
30161N-AU-5	EXELON CORP Corp Note Call MW				2.B FE	1,620,463	106.6300	1,652,765	1,550,000	1,595,550	0	(10,559)	0	0	3.400	2.628	AO	11,126	52,700	08/02/2019	04/15/2026
30225V-AG-2	EXTRA SPACE STOR Corp Note Call MW				2.B FE	1,323,060	97.3240	1,289,543	1,325,000	1,323,104	0	44	0	0	2.350	2.366	MS	8,563	0	09/14/2021	03/15/2032
30231G-BB-7	EXXON MOBIL CORP Corp Note MW				1.D FE	154,000	100.8900	155,371	154,000	154,000	0	0	0	0	1.902	1.902	FA	1,098	2,929	08/13/2019	08/16/2022
30231G-BL-5	EXXON MOBIL CORP Corp Note MW				1.D FE	412,420	101.1570	404,628	400,000	406,156	0	(4,769)	0	0	1.571	0.370	AO	1,327	6,284	09/04/2020	04/15/2023
31428X-BV-7	FEDEX CORP Corp Note Call				2.B FE	647,829	105.7630	687,460	650,000	648,300	0	195	0	0	3.100	3.139	FA	8,172	20,150	07/22/2019	08/05/2029
31620M-BP-0	FIDELITY NATL IN Corp Note MW				1.B FE	153,878	99.5310	153,278	154,000	153,929	0	51	0	0	0.375	0.415	MS	193	287	02/23/2021	03/01/2023
31620M-BQ-8	FIDELITY NATL IN Corp Note MW				1.B FE	1,344,206	98.4870	1,324,650	1,345,000	1,344,426	0	219	0	0	0.600	0.620	MS	2,690	4,013	02/23/2021	03/01/2024
316770-BS-7	FIFTH THIRD BANK Corp Note Call				1.G FE	1,523,719	101.0380	1,540,830	1,525,000	1,524,531	0	428	0	0	1.800	1.829	JJ	11,514	27,450	01/28/2020	01/30/2023
341081-GD-3	FLORIDA PHIR & LT Corp Note Call				1.E FE	252,000	99.7300	251,320	252,000	252,000	0	0	0	0	0.300	0.260	FMAN	109	374	05/05/2021	05/10/2023
369550-AU-2	GENERAL DYNAMICS Corp Note Call MW 12.5BP				1.G FE	547,588	101.0920	538,820	533,000	539,508	0	(8,080)	0	0	2.250	0.278	MN	1,532	11,993	03/22/2021	11/15/2022
37045X-DK-9	GEN MOTORS FIN Corp Note Call MW				2.C FE	1,192,825	98.4910	1,176,967	1,195,000	1,193,061	0	236	0	0	1.500	1.538	JD	1,046	8,963	06/07/2021	06/10/2026
37045X-DL-7	GEN MOTORS FIN Corp Note Call MW				2.C FE	1,313,904	99.7500	1,306,725	1,310,000	1,313,893	0	(11)	0	0	2.700	2.063	JD	2,063	0	12/17/2021	06/10/2031
375558-BX-0	GILEAD SCIENCES Corp Note Call MW				2.A FE	734,361	96.7320	710,980	735,000	734,471	0	88	0	0	1.200	1.213	AO	2,205	8,845	09/23/2020	10/01/2027
38141G-VX-9	GOLDMAN SACHS GP Corp Note Call				2.A FE	3,270,094	3.282,125	3,125,000	3,125,000	3,243,862	0	(23,966)	0	0	1.750	1.170	JAWO	9,874	61,434	11/24/2020	10/28/2027
38141G-WB-6	GOLDMAN SACHS GP Corp Note Call MW				2.A FE	797,081	107.5350	844,150	785,000	791,123	0	(1,373)	0	0	3.850	3.642	JJ	13,012	30,223	05/02/2017	01/26/2027
38141G-WQ-3	GOLDMAN SACHS GP Corp Note Call MW				2.A FE	975,000	104.9890	1,023,643	975,000	975,000	0	0	0	0	3.272	3.272	MS	8,153	31,902	09/26/2017	09/29/2025
38141G-WU-4	GOLDMAN SACHS GP Corp Note Non Call				1.F FE	1,198,632	100.4440	1,205,328	1,200,000	1,199,663	0	292	0	0	0.914	3.106	FMAN	1,188	11,159	06/04/2018	02/23/2023
38141G-WZ-3	GOLDMAN SACHS GP Corp Note Call MW				2.A FE	1,929,942	111.1710	2,001,078	1,800,000	1,897,488	0	(13,650)	0	0	4.223	3.269	MN	12,669	76,014	07/22/2019	05/01/2029
38141G-XY-5	GOLDMAN SACHS GP Corp Note Call MW				1.F FE	517,000	99.7040	515,470	517,000	517,000	0	0	0	0	0.523	0.523	MS	849	1,352	03/01/2021	03/08/2023
38143U-BH-7	GOLDMAN SACHS GP Corp Note Call				2.A FE	528,145	107.7900	538,950	500,000	512,788	0	(3,041)	0	0	3.750	3.050	FA	6,563	18,750	08/04/2016	02/25/2026
40054P-GM-1	GOLDMAN SACHS BANK USA Cert of Deposit				1.D FE	400,000	99.8800	399,520	400,000	400,000	0	0	0	0	0.210	0.210	MAT	266	0	09/07/2021	09/09/2022
42250P-AC-7	HEALTHPEAK PROP Corp Note Call MW				2.A FE	1,702,993	97.3750	1,660,244	1,705,000	1,703,077	0	174	0	0	1.350	1.373	FA	10,805	0	06/30/2021	02/01/2027
437076-CJ-9	HOME DEPOT INC Corp Note Call MW				1.F FE	1,642,172	98.4700	1,634,602	1,660,000	1,642,225	0	53	0	0	1.875	1.997	MS	8,646	0	12/17/2021	09/15/2031
438516-CC-8	HONEYWELL INTL Corp Note Call MW				1.F FE	170,043	100.0140	170,024	170,000	170,000	0	(43)	0	0	0.483	0.425	FA	301	638	03/10/2021	08/19/2022
440452-AG-5	HORMEL FOODS CRP Corp Note Call MW				1.F FE	117,979	99.2750	117,145	118,000	117,983	0	4	0	0	0.650	0.656	JD	60	384</		

ANNUAL STATEMENT FOR THE YEAR 2021 OF THE UnitedHealthcare Plan of the River Valley, Inc.

SCHEDULE D - PART 1

Showing All Long-Term BONDS Owned December 31 of Current Year

1	2	Codes			6	7	Fair Value		10	11	Change in Book/Adjusted Carrying Value				Interest					Dates	
		3	4	5			8	9			12	13	14	15	16	17	18	19	20	21	22
CUSIP Identification	Description	C o d e	F o r e i g n	B o n d C h a r	NAIC Designation, NAIC Designation Modifier and SVO Administrative Symbol	Actual Cost	Rate Used to Obtain Fair Value	Fair Value	Par Value	Book/ Adjusted Carrying Value	Unrealized Valuation Increase/ (Decrease)	Current Year's (Amortization) Accretion	Current Year's Other-Than-Temporary Impairment Recognized	Total Foreign Exchange Change in Book/ Adjusted Carrying Value	Rate of	Effective Rate of	When Paid	Admitted Amount Due and Accrued	Amount Received During Year	Acquired	Stated Contractual Maturity Date
46625H-JY-7	JPMORGAN CHASE Corp Note Non Call				1.G FE	458,451	106.1310	477,590	450,000	452,683	0	(934)	0	0	3.875	3.640	MS	5,377	17,438	02/23/2015	09/10/2024
46625H-KC-3	JPMORGAN CHASE Corp Note Call				1.F FE	1,056,653	105.0740	1,166,321	1,110,000	1,090,720	0	5,844	0	0	3.125	3.731	JJ	34,688	34,688	07/22/2015	01/23/2025
46647P-AX-4	JPMORGAN CHASE Corp Note Call MW				1.F FE	3,089,063	113.5870	3,350,817	2,950,000	3,054,154	0	(12,886)	0	0	4.452	3.866	JD	9,485	131,334	03/06/2019	12/05/2029
46647P-BL-9	JPMORGAN CHASE Corp Note Call MW				1.F FE	1,262,749	101.1810	1,188,877	1,175,000	1,251,298	0	(8,493)	0	0	2.522	1.681	AO	5,680	29,634	08/21/2020	04/22/2031
46647P-BU-9	JPMORGAN CHASE Corp Note Call MW				1.F FE	987,019	94.8900	934,667	985,000	986,822	0	(185)	0	0	1.764	1.741	MN	2,027	17,375	12/03/2020	11/19/2031
46647P-CB-0	JPMORGAN CHASE Corp Note Call MW				1.F FE	1,642,832	98.8730	1,616,574	1,635,000	1,641,823	0	(1,009)	0	0	1.578	1.478	AO	4,945	12,900	04/30/2021	04/22/2027
46817M-AK-3	JACKSON FIN INC Corp Note Call MW Prv Plc				2.B FE	942,099	100.6360	951,010	945,000	942,126	0	27	0	0	3.125	3.161	MN	3,117	0	11/17/2021	11/23/2031
46849L-TN-1	JACKSON NAT LIFE Corp Note Non Call PRV PLC				1.F FE	966,000	100.3000	968,898	966,000	966,000	0	0	0	0	0.650	2.140	JAJU	1,514	6,351	01/08/2020	01/06/2023
49271V-AG-5	KEURIG DR PEPPER Corp Note Call MW				2.B FE	806,645	104.2900	799,904	767,000	781,314	0	(10,561)	0	0	4.057	2.604	MN	3,112	31,117	07/18/2019	05/25/2023
49456B-AF-8	KINDER MORGAN Corp Note Call MW				2.B FE	966,349	108.1480	1,000,369	925,000	946,387	0	(6,326)	0	0	4.300	3.517	JD	3,315	39,775	04/03/2019	06/01/2025
49456B-AP-6	KINDER MORGAN Corp Note Call MW				2.B FE	942,428	111.2090	1,050,925	945,000	942,621	0	330	0	0	4.300	4.347	MS	13,545	40,635	02/22/2018	03/01/2028
534187-BE-8	LINCOLN NATL CRP Corp Note MW				2.A FE	673,920	106.2600	717,255	675,000	674,616	0	112	0	0	3.350	3.369	MS	7,035	22,613	03/04/2015	03/09/2025
534187-BJ-7	LINCOLN NATL CRP Corp Note Call MW				2.A FE	973,986	104.1000	1,014,975	975,000	974,176	0	89	0	0	3.050	3.062	JJ	13,712	29,738	08/12/2019	01/15/2030
539830-BH-1	LOCKHEED MARTIN Corp Note Call MW				1.G FE	3,355,288	108.3470	3,196,237	2,950,000	3,265,005	0	(81,793)	0	0	3.550	0.689	JJ	48,290	104,725	12/07/2020	01/15/2026
548661-DY-0	LOWE'S COS INC Corp Note Call MW				2.A FE	1,604,928	95.1260	1,522,016	1,600,000	1,604,428	0	(472)	0	0	1.700	1.665	AO	5,742	26,671	12/07/2020	10/15/2030
56279H-AM-2	MANUF & TRADERS Corp Note Non Call				1.G FE	553,174	100.2060	551,133	550,000	551,195	0	(1,978)	0	0	0.770	0.194	FMAN	518	2,108	05/17/2021	05/18/2022
55336V-AG-5	MPLX LP Corp Note Call MW				2.B FE	1,308,828	108.6110	1,303,332	1,200,000	1,258,995	0	(21,002)	0	0	4.875	2.941	JD	4,875	58,500	07/25/2019	12/01/2024
55336V-AQ-3	MPLX LP Corp Note Call MW				2.B FE	1,184,182	102.5740	1,184,805	1,185,000	1,184,805	0	156	0	0	3.375	3.389	MS	11,776	39,994	02/05/2018	03/15/2023
55336V-BR-0	MPLX LP Corp Note Call MW				2.B FE	1,173,520	99.0950	1,164,366	1,175,000	1,173,874	0	261	0	0	1.750	1.774	MS	6,854	21,305	08/21/2020	03/01/2026
56585A-AG-7	MARATHON PETRO Corp Note Call MW				2.B FE	1,045,127	105.2030	1,120,412	1,065,000	1,058,394	0	2,278	0	0	3.625	3.869	MS	11,367	38,606	07/23/2015	09/15/2024
571748-BF-8	MARSH & MCLENNAN Corp Note Call MW				1.G FE	1,272,720	105.8150	1,269,780	1,200,000	1,234,966	0	(15,886)	0	0	3.875	2.455	MS	13,692	46,500	07/30/2019	03/15/2024
571748-BG-6	MARSH & MCLENNAN Corp Note Call MW				2.A FE	1,836,930	114.0950	2,025,186	1,775,000	1,821,621	0	(5,718)	0	0	4.375	3.940	MS	22,865	77,656	03/06/2019	03/15/2029
57629W-OH-1	MASSMUTUAL GLBL Corp Note Non Call Prv Plc				1.B FE	1,846,226	106.9480	1,978,538	1,850,000	1,847,638	0	517	0	0	3.400	3.433	MS	19,744	62,900	03/05/2019	03/08/2026
57629W-CK-4	MASSMUTUAL GLBL Corp Note Prv Plc				1.B FE	410,148	100.9640	403,856	400,000	404,019	0	(6,129)	0	0	2.250	0.238	JJ	4,500	4,500	03/24/2021	07/01/2022
57629W-CR-9	MASSMUTUAL GLBL Corp Note Non Call Prv Plc				1.B FE	790,521	100.0010	790,008	790,000	790,008	0	(457)	0	0	0.274	0.313	JAJU	517	2,791	11/12/2020	01/07/2022
57629W-CU-2	MASSMUTUAL GLBL Corp Note Non Call Prv Plc				1.B FE	219,870	100.0470	220,103	220,000	219,937	0	43	0	0	0.850	0.870	JD	114	1,870	06/04/2020	06/09/2023
57629W-CW-8	MASSMUTUAL GLBL Corp Note Non Call Prv Plc				1.B FE	1,593,072	95.0700	1,521,120	1,600,000	1,593,867	0	647	0	0	1.550	1.597	AO	5,649	24,800	10/06/2020	10/09/2030
57629W-DD-9	MASSMUTUAL GLBL Corp Note Non Call Prv Plc				1.B FE	260,000	99.9220	259,797	260,000	260,000	0	0	0	0	0.270	0.230	MJSD	58	341	06/03/2021	06/02/2023
581557-BE-4	MCKESSON CORP Corp Note Call MW				2.B FE	527,805	105.0500	546,260	520,000	522,052	0	(987)	0	0	3.796	3.587	MS	5,812	19,739	07/24/2015	03/15/2024
58942H-AC-5	MERCY HEALTH Corp Note MW				1.E FE	575,000	112.5850	647,364	575,000	575,000	0	0	0	0	4.302	4.302	JJ	12,368	24,737	12/10/2018	07/01/2028
59217G-CT-4	MET LIFE GLOB Corp Note Non Call Prv Plc				1.D FE	3,053,460	105.1920	3,155,760	3,000,000	3,023,425	0	(11,013)	0	0	3.600	3.199	JJ	51,000	108,000	03/06/2019	01/11/2024
59217G-EF-2	MET LIFE GLOB Corp Note Non Call Prv Plc				1.D FE	357,212	100.4170	356,480	355,000	356,103	0	(1,065)	0	0	0.620	0.362	JAJU	488	2,218	12/15/2020	01/13/2023
59217G-EK-1	MET LIFE GLOB Corp Note Non Call Prv Plc				1.D FE	487,434	99.4810	485,467	488,000	487,684	0	189	0	0	0.450	0.489	MS	732	2,178	08/28/2020	09/01/2023
59217G-EN-5	MET LIFE GLOB Corp Note Non Call Prv Plc				1.D FE	789,178	98.5120	778,245	790,000	789,332	0	154	0	0	0.550	0.585	JD	290	2,160	06/01/2021	06/07/2024
59523U-AP-2	MID-AMER APT LP Corp Note Call MW				2.A FE	954,269	112.7610	1,082,506	960,000	956,087	0	516	0	0	4.200	4.273	JD	1,792	40,320	05/07/2018	06/15/2028
617446-8G-7	MORGAN STANLEY Corp Note Call MW				1.G FE	3,050,330	114.0560	3,364,652	2,950,000	3,025,700	0	(9,109)	0	0	4.431	4.010	JJ	57,369	130,715	03/06/2019	01/23/2030
617446-8Q-5	MORGAN STANLEY Corp Note Call MW				1.F FE	3,275,465	102.0380	3,168,280	3,105,000	3,233,752	0	(38,057)	0	0	2.188	0.917	AO	67,937	11,889	11/24/2020	04/28/2026
617446-8W-2	MORGAN STANLEY Corp Note Call MW				1.F FE	3,308,239	99.6780	3,294,358	3,305,000	3,306,748	0	(1,491)	0	0	0.529	0.479	JJ	7,576	8,742	02/01/2021	01/25/2024
61744Y-AG-3	MORGAN STANLEY Corp Note Call				1.G FE	1,148,556	101.2430	1,144,046	1,130,000	1,135,278	0	(3,876)	0	0	1.364	3.219	FMAN	2,319	15,919	07/10/2018	05/08/2024
61744Y-AH-1	MORGAN STANLEY Corp Note Non Call				1.G FE	835,546	100.9050	810,267	803,000	809,874	0	(17,974)	0	0	2.750	0.499	MN	2,576	22,083	07/23/2020	05/19/2022
61744Y-AK-4	MORGAN STANLEY Corp Note Call MW				1.G FE	715,000	107.8900	771,414	715,000	715,000	0	0	0	0	3.591	3.591	JJ	11,340	25,676	07/19/2017	07/22/2028
61761J-3R-8	MORGAN STANLEY Corp Note MW				1.G FE	1,044,742	106.0340	1,134,564	1,070,000	1,057,037	0	2,569	0	0	3.125	3.413	JJ	14,304	33,438	11/28/2016	07/21/2026
637639-AA-3	NATIONAL SECS CL Corp Note MW Prv Plc				1.B FE	611,730	100.7110	604,266	600,000	606,137	0	(4,671)	0	0	1.200	0.415	AO	1,360	7,200	10/19/2020	04/23/2023
64952W-CR-2	NEW YORK LIFE GL Corp Note Non Call Prv Plc				1.A FE	237,322	100.1750	236,413	236,000	236,530	0	0	0	0	0.721	0.197	MJSD	104	1,194	05/05/2021	06/10/2022
64952W-DK-6	NEW YORK LIFE GL Corp Note Non Call Prv Plc				1.A FE	390,000	100.0080	390,031	390,000	390,000	0	0	0	0	0.410	2.233	JAJU	319	1,850	10/15/2019	01/21/2022
64952W-DR-1	NEW YORK LIFE GL Corp Note Non Call Prv Plc				1.A FE	704,866	100.0610	705,430	705,000	704,956	0	62	0	0	0.400	0.409	MS	791	2,820	07/13/2020	09/20/2022
64952W-DZ-3	NEW YORK LIFE GL Corp Note Non Call PRV PLC				1.B FE	2,680,000	100.0620	2,681,662	2,680,000	2,680,000	0	0	0	0	0.270	0.280	FMAN	1,185	5,145	01/26/2021	02/02/2023
64952W-EE-9	NEW YORK LIFE GL																				

ANNUAL STATEMENT FOR THE YEAR 2021 OF THE UnitedHealthcare Plan of the River Valley, Inc.

SCHEDULE D - PART 1

Showing All Long-Term BONDS Owned December 31 of Current Year

1	2	Codes			6	7	Fair Value		10	11	Change in Book/Adjusted Carrying Value				Interest					Dates	
		3	4	5			8	9			12	13	14	15	16	17	18	19	20	21	22
CUSIP Identification	Description	C o d e	F o r e i g n	B o n d C h a r	NAIC Designation, NAIC Designation Modifier and SVO Administrative Symbol	Actual Cost	Rate Used to Obtain Fair Value	Fair Value	Par Value	Book/ Adjusted Carrying Value	Unrealized Valuation Increase/ (Decrease)	Current Year's (Amor-tization) Accretion	Current Year's Other-Than-Temporary Impairment Recognized	Total Foreign Exchange Change in Book/ Adjusted Carrying Value	Rate of	Effective Rate of	When Paid	Admitted Amount Due and Accrued	Amount Received During Year	Acquired	Stated Contractual Maturity Date
67066G-AK-0	NVIDIA CORP Corp Note Call MW	2			1.G FE	493,237		492,508	496,000	493,283	0	46	0	0	0.309	0.688	JD	68	0	12/21/2021	06/15/2023
67103H-AH-0	O'REILLY AUTOMOT Corp Note Call MW	2			2.B FE	1,913,531		2,072,063	1,875,000	1,904,896	0	(3,664)	0	0	3.900	3.642	JD	6,094	73,125	07/26/2019	06/01/2029
67885B-BW-0	OKLAHOMA GAS & E Corp Note Call	2			1.G FE	232,000		230,543	232,000	232,000	0	0	0	0.553	0.553	MN	125	638	05/24/2021	05/26/2023	
68235P-AJ-7	ONE GAS INC Corp Note Call	2			2.A FE	361,891		361,674	362,000	361,935	0	44	0	0.850	0.865	MS	940	1,539	03/08/2021	03/11/2023	
68389X-BR-5	ORACLE CORP Corp Note Call MW	2			2.A FE	949,373		967,119	950,000	949,874	0	109	0	0	2.625	2.637	FA	9,421	24,938	11/07/2017	02/15/2023
68785B-AD-5	OSCAR 2021-2A A4	2			1.A FE	3,288,813		3,268,286	3,290,000	3,268,882	0	70	0	0	1.270	1.279	MON	2,437	15,437	07/14/2021	09/11/2028
693475-AP-0	PNC FINANCIAL Corp Note Call	2			2.A FE	1,554,165		1,060,019	1,500,000	1,514,974	0	(6,317)	0	0	3.900	3.434	AO	10,075	58,500	02/23/2015	04/29/2024
693475-AW-5	PNC FINANCIAL Corp Note Call	2			1.G FE	1,422,176		1,088,983	1,325,000	1,402,041	0	(9,839)	0	0	3.450	2.545	AO	8,635	45,713	12/03/2019	04/23/2029
693475-AX-3	PNC FINANCIAL Corp Note Call	2			1.G FE	1,197,708		1,049,980	1,200,000	1,198,460	0	314	0	0	2.600	2.630	JJ	13,693	31,200	07/18/2019	07/23/2026
69351U-AQ-6	PPL ELECTRIC UTI Corp Note Call MW	1			1.E FE	243,328		240,934	239,000	241,291	0	(2,038)	0	0	2.500	0.177	MS	1,992	2,988	08/18/2021	09/01/2022
69351U-AY-9	PPL ELECTRIC UTI Corp Note Call	1			1.F FE	1,176,000		1,173,131	1,176,000	1,176,000	0	0	0	0	0.380	0.380	MJSD	62	2,268	06/21/2021	06/24/2024
69371R-OQ-0	PACCAR FINL CORP Corp Note Non Call	2			1.E FE	79,895		79,384	80,000	79,944	0	35	0	0	0.350	0.394	FA	109	280	08/04/2020	08/11/2023
6944PL-ZE-8	PACIFIC LIFE GF Corp Note Non Call Prv Plc	1			1.D FE	1,958,961		1,951,670	1,960,000	1,959,106	0	145	0	0	1.375	1.386	AO	5,764	13,475	04/07/2021	04/14/2026
6944PL-ZG-3	PACIFIC LIFE GF Corp Note Floating	4			1.D FE	915,000		915,000	915,000	915,000	0	0	0	0	0.670	0.630	MJSD	3,133	3,133	05/27/2021	06/04/2026
70450Y-AH-6	PAYPAL HOLDING Corp Note Call MW	2			1.G FE	1,048,877		1,067,567	1,050,000	1,049,045	0	102	0	0	2.300	2.132	JD	2,013	24,150	05/11/2020	06/01/2030
718549-AF-5	PHILLIPS 66 PTNR Corp Note Call	2			2.C FE	963,421		1,077,730	970,000	965,710	0	606	0	0	3.750	3.831	MS	12,125	36,375	01/24/2018	03/01/2028
737415-AL-3	POST APT HOMES Corp Note Call MW 25BP	2			2.A FE	899,748		914,688	900,000	899,975	0	26	0	0	3.375	3.378	JD	2,531	30,375	11/02/2012	12/01/2022
74251V-AS-1	PRINCIPAL FINL Corp Note Call MW	1			1.G FE	572,223		569,285	575,000	572,616	0	254	0	0	2.125	2.179	JD	543	12,319	06/09/2020	06/15/2030
74256L-ED-7	PRINCIPAL LFE II Corp Note Non Call Prv Plc	1			1.E FE	509,541		513,080	510,000	509,788	0	153	0	0	1.250	1.281	MN	885	6,375	05/11/2020	05/11/2023
74256L-EJ-4	PRINCIPAL LFE II Corp Note Non Call Prv Plc	1			1.E FE	2,448,065		2,425,623	2,450,000	2,448,730	0	626	0	0	0.500	0.526	JJ	5,887	7,146	12/01/2020	01/08/2024
74368C-AZ-7	PROTECTIVE LIFE Corp Note Non Call Prv Plc	1			1.E FE	231,000		229,977	231,000	231,000	0	0	0	0	0.631	0.631	AO	316	1,458	10/05/2020	10/13/2023
74368C-BD-5	PROTECTIVE LIFE Corp Note Non Call Prv Plc	1			1.E FE	568,000		565,944	568,000	568,000	0	0	0	0	0.327	0.327	JD	114	929	06/02/2021	12/09/2022
74456Q-BY-1	PUBLIC SERVICE E Corp Note Call MW	2			1.F FE	1,294,917		1,399,216	1,300,000	1,296,111	0	460	0	0	3.200	3.246	MN	5,316	41,600	05/06/2019	05/15/2029
74460W-AD-9	PUBLIC STORAGE Corp Note Call MW	2			1.F FE	2,298,344		2,297,056	2,300,000	2,298,502	0	158	0	0	1.850	1.861	MN	7,092	22,221	04/14/2021	05/01/2028
75513E-AD-3	RAYTHEON TECH Corp Note Call MW	2			2.A FE	1,583,745		1,497,525	1,500,000	1,574,832	0	(8,414)	0	0	2.250	1.602	JJ	16,875	37,781	12/07/2020	07/01/2030
756109-AS-3	REALTY INCOME Corp Note Call MW	2			1.G FE	498,289		533,108	505,000	501,427	0	645	0	0	3.000	3.153	JJ	6,986	15,150	10/04/2016	01/15/2027
756109-AW-4	REALTY INCOME Corp Note Call MW	2			1.G FE	639,769		675,475	625,000	636,438	0	(1,403)	0	0	3.250	2.966	JD	903	20,313	07/24/2019	06/15/2029
75884R-AV-5	REGENCY CENTERS Corp Note Call MW	2			2.A FE	960,261		997,622	925,000	949,288	0	(4,610)	0	0	3.600	3.011	FA	13,875	33,300	07/23/2019	02/01/2027
75884R-AX-1	REGENCY CENTERS Corp Note Call MW	2			2.A FE	514,161		575,343	515,000	514,443	0	77	0	0	4.125	4.145	MS	6,255	21,244	02/28/2018	03/15/2028
762315-RD-3	RISLA Rev Bond Non Call	1			1.C FE	1,224,091		1,236,449	1,070,000	1,181,354	0	(26,944)	0	0	5.000	2.210	JD	4,458	53,500	05/22/2020	12/01/2025
762315-RE-1	RISLA Rev Bond Non Call	1			1.C FE	1,157,810		1,186,550	1,000,000	1,121,324	0	(23,013)	0	0	5.000	2.370	JD	4,167	50,000	05/22/2020	12/01/2026
773903-AK-5	ROCKWELL AUTOMAT Corp Note Call MW	2			1.F FE	149,928		149,063	150,000	149,941	0	13	0	0	0.350	0.374	FA	195	0	08/03/2021	08/15/2023
817826-AC-4	7-ELEVEN INC Corp Note Call MW PRV PLC	1			2.B FE	902,846		877,135	905,000	903,222	0	376	0	0	0.950	0.999	FA	3,367	4,299	01/27/2021	02/10/2026
826418-BJ-3	SIERRA PAC POWER Corp Note Call MW	2			1.F FE	68,906		67,148	65,000	67,665	0	(1,241)	0	0	3.375	0.377	FA	829	1,097	05/06/2021	08/15/2023
826587-CV-7	SOUTHERN CO Corp Note Call MW	2			2.B FE	1,615,432		1,678,499	1,585,000	1,605,099	0	(4,381)	0	0	3.250	2.931	JJ	25,756	51,513	07/25/2019	07/01/2026
857477-AW-3	STATE STREET COR Corp Note Non Call	1			1.F FE	998,600		1,055,230	1,000,000	999,341	0	140	0	0	2.650	2.666	MN	3,092	26,500	05/16/2016	05/19/2026
857477-AZ-6	STATE STREET COR Corp Note Call	2			1.F FE	600,215		1,000,736	586,000	591,096	0	(9,119)	0	0	2.653	0.300	MN	1,987	15,547	04/29/2021	05/15/2023
857477-BL-6	STATE STREET COR Corp Note Call	2			1.F FE	150,216		149,788	149,000	149,863	0	(353)	0	0	2.825	0.450	MS	1,064	0	11/23/2021	03/30/2023
86765B-AN-9	ENERGY TRANSFER Corp Note Call MW	2			2.C FE	1,018,888		970,000	970,000	965,729	0	1,770	0	0	4.250	4.458	AO	10,306	41,225	06/12/2018	04/01/2024
86765B-AT-6	ENERGY TRANSFER Corp Note Call MW	2			2.C FE	319,027		344,554	320,000	319,512	0	96	0	0	3.900	3.937	JJ	5,755	12,480	07/07/2016	07/15/2026
87264A-BB-0	T-MOBILE USA INC Corp Note Call MW	2			2.C FE	1,144,659		1,113,210	1,050,000	1,129,901	0	(14,757)	0	0	3.500	1.074	AO	7,758	18,375	05/25/2021	04/15/2025
87264A-CP-8	T-MOBILE USA INC Corp Note Call MW Prv Plc	2			2.C FE	1,642,453		1,641,866	1,630,000	1,642,416	0	(37)	0	0	2.700	2.612	MS	3,056	0	12/17/2021	03/15/2032
882508-BJ-2	TEXAS INSTRUMENT Corp Note Call MW	2			1.E FE	886,703		839,396	855,000	882,983	0	(3,256)	0	0	1.750	1.322	MN	2,969	14,963	11/06/2020	05/04/2030
883556-CN-0	THERMO FISHER Corp Note Call	2			2.A FE	293,000		292,692	293,000	293,000	0	0	0	0	0.400	0.400	JAJO	231	0	10/19/2021	04/18/2023
88579Y-AX-9	3M CO Corp Note Call MW	2			1.E FE	1,045,980		1,016,640	1,000,000	1,020,737	0	(18,468)	0	0	2.250	0.390	MS	6,625	22,500	08/18/2020	03/15/2023
89236T-HF-5	TOYOTA MTR CRED Corp Note Non Call	1			1.E FE	235,818		235,216	236,000	235,902	0	60	0	0	0.500	0.526	FA	449	1,180	08/11/2020	08/14/2023
89236T-JD-8	TOYOTA MTR CRED Corp Note Non Call	1			1.E FE	829,882		828,265	830,000	829,973	0	91	0	0	0.400	0.403	AO	784	1,632	08/13/2021	04/06/2023
90331H-PD-9	US BANK NA OHIO Corp Note Call	2			1.D FE	321,726		320,342	320,000	320,391	0	(1,283)	0	0	0.604	0.256	FIHAN	209	1,970	12/15/2020	05/23/2022
90331H-PG-2	US BANK NA OHIO Corp Note Call	2			1.D FE	655,920		653,545	652,000	653,770	0	(2,065)	0	0	0.598	0.317	MJSD	249	3,725	12/15/2020	12/09/2022
90781B-FB-9	UNION PAC CORP Corp Note Call MW	2			1.G FE	1,															

ANNUAL STATEMENT FOR THE YEAR 2021 OF THE UnitedHealthcare Plan of the River Valley, Inc.

SCHEDULE D - PART 1

Showing All Long-Term BONDS Owned December 31 of Current Year

1	2	Codes			6	7	Fair Value		10	11	Change in Book/Adjusted Carrying Value				Interest					Dates	
		3	4	5			8	9			12	13	14	15	16	17	18	19	20	21	22
CUSIP Identification	Description	Code	Rating	Bond Char	NAIC Designation, NAIC Designation Modifier and SVO Administrative Symbol	Actual Cost	Rate Used to Obtain Fair Value	Fair Value	Par Value	Book/ Adjusted Carrying Value	Unrealized Valuation Increase/ (Decrease)	Current Year's (Amortization) Accretion	Current Year's Other Than-Temporary Impairment Recognized	Total Foreign Exchange Change in Book/ Adjusted Carrying Value	Rate of	Effective Rate of	When Paid	Admitted Amount Due and Accrued	Amount Received During Year	Acquired	Stated Contractual Maturity Date
927804-FN-9	VIRGINIA EL&PWIR Corp Note Call MW			2	2.A FE	206,765		101,7350	199,000	203,341	0	(3,424)	0	0	2.750	0.450	MS	1,611	2,736	03/29/2021	03/15/2023
927804-GB-4	VIRGINIA EL&PWIR Corp Note Call MW			2	1.F FE	649,773		105,0790	650,000	649,824	0	21	0	0	2.875	2.875	JJ	8,617	18,688	07/08/2019	07/15/2029
928668-BC-5	VOLKSWAGEN GRP Corp Note MW Prv Plc			1	2.A FE	372,074		100,8250	360,000	362,972	0	(8,118)	0	0	2.900	0.629	MN	1,392	10,440	11/16/2020	05/13/2022
931142-EE-9	WALMART INC Corp Note Call MW			2	1.C FE	1,762,395		112,0290	1,680,435	1,723,863	0	(34,378)	0	0	3.700	1.207	JD	771	55,500	11/16/2020	06/26/2028
931142-EM-1	WALMART INC Corp Note Call MW			2	1.C FE	1,169,792		106,9880	1,040,000	1,143,244	0	(23,264)	0	0	3.050	0.729	JJ	15,243	31,720	11/06/2020	07/08/2026
94974B-FC-9	WELLS FARGO CO Corp Note Non Call			2	2.A FE	1,886,236		100,5750	1,855,609	1,847,642	0	(14,323)	0	0	3.500	2.704	MS	20,269	64,575	03/27/2019	03/08/2022
970648-AJ-0	WILLIS NORTH AME Corp Note Call MW			2	2.B FE	538,997		102,4760	525,000	536,775	0	(1,413)	0	0	2.950	2.617	MS	4,560	15,488	05/21/2020	09/15/2029
06367W-BB-5	BANK OF MONTREAL Corp Note Non Call			A	1.F FE	2,049,996		101,5530	1,950,000	2,021,485	0	(21,120)	0	0	1.850	0.734	MN	6,013	36,075	08/21/2020	05/01/2025
064159-MK-9	BANK NOVA SCOTIA Corp Note Non Call			A	1.F FE	1,871,740		104,9720	1,840,000	1,854,348	0	(6,488)	0	0	3.400	3.016	FA	24,329	62,560	03/26/2019	02/11/2024
13645R-BF-0	CANADIAN PACIFIC Corp Note Call MW			A	2.B FE	494,827		102,0700	495,000	494,828	0	1	0	0	2.450	2.454	JD	977	0	11/17/2021	12/02/2031
31429K-AE-3	CAISS DESJARDINS Corp Note Non Call Prv Plc			A	1.E FE	1,709,692		98,5690	1,710,000	1,709,755	0	62	0	0	0.700	0.700	MN	1,330	5,985	05/18/2021	05/21/2024
67077M-AD-0	NUTRIEN LTD Corp Note Call MW			A	2.B FE	1,011,596		104,1970	1,065,000	1,038,391	0	7,559	0	0	3.000	3.826	AO	7,988	31,950	04/10/2018	04/01/2025
78013X-ZU-5	ROYAL BK CANADA Corp Note Non Call			A	1.F FE	1,946,646		103,3750	1,950,000	1,948,242	0	661	0	0	2.550	2.587	JJ	22,791	49,725	07/09/2019	07/16/2024
89114Q-CA-4	TORONTO DOM BANK Corp Note Non Call			A	1.E FE	1,613,872		103,7840	1,600,000	1,607,192	0	(2,820)	2,238	0	2.650	2.459	JD	2,238	42,400	07/30/2019	06/12/2024
89114Q-CH-9	TORONTO DOM BANK Corp Note MW			A	2	1.E FE	1,200,791		1,175,000	1,193,608	0	(5,320)	0	0	1.150	0.684	JD	713	13,513	08/21/2020	06/12/2025
89114T-ZA-3	TORONTO DOM BANK Corp Note MW			A	2	1.E FE	1,953,944		1,955,000	1,954,250	0	306	0	0	0.300	0.327	JD	472	2,916	06/01/2021	06/02/2023
01609J-AT-9	ALIBABA GROUP Corp Note Call MW			D	2	1.E FE	3,082,272		3,389,920	3,116,309	0	12,364	0	0	3.400	3.900	JD	7,556	108,800	03/06/2019	12/06/2027
05650U-CP-1	BP CAPITAL PLC Corp Note MW			D	2	1.G FE	1,214,976		1,200,000	1,206,017	0	(2,702)	0	0	3.814	3.565	FA	17,926	45,768	07/09/2018	02/10/2024
05971K-AD-1	BANCO SANTANDER Corp Note Non Call			D	1.F FE	1,400,000		103,5960	1,400,000	1,400,000	0	0	0	0	2.706	2.706	JD	421	37,884	06/20/2019	06/27/2024
22550L-2G-5	CRED SUIS NY Corp Note Non Call			D	1.E FE	1,257,140		97,5860	1,260,000	1,257,359	0	219	0	0	1.250	1.297	FA	6,213	0	08/02/2021	08/07/2026
22550U-AB-7	CRED SUIS NY Corp Note Non Call			D	1.E FE	1,715,000		99,7590	1,715,000	1,715,000	0	0	0	0	0.440	0.460	FMAN	1,257	5,502	01/26/2021	02/02/2024
404280-BJ-7	HSBC HOLDINGS Corp Note Call			D	2	1.G FE	1,110,000		1,110,000	1,110,000	0	0	0	0	3.262	3.262	MS	10,862	36,208	03/06/2017	03/13/2023
404280-CY-3	HSBC HOLDINGS Corp Note Call MW			D	2	1.G FE	955,000		955,000	955,000	0	0	0	0	2.871	2.871	MN	2,970	0	11/15/2021	11/22/2032
456837-AP-8	JNG GROEP NV Corp Note Non Call			D	1.G FE	1,248,125		104,8780	1,250,000	1,249,108	0	371	0	0	3.550	3.583	AO	10,108	44,375	04/02/2019	04/09/2024
456873-AD-0	JINGERSOLL-RAND Corp Note Call MW			D	2.B FE	978,632		109,3360	925,000	966,334	0	(5,238)	0	0	3.800	3.083	MS	9,764	35,150	07/29/2019	03/21/2029
539439-AP-4	LLOYDS BK GR PLC Corp Note Call			D	2	1.F FE	485,000		485,000	485,000	0	0	0	0	2.907	2.907	MN	2,115	14,099	10/31/2017	11/07/2023
53944Y-AC-7	LLOYDS BK GR PLC Corp Note Non Call			D	1.F FE	1,061,368		100,0530	1,065,564	1,064,979	0	771	0	0	3.000	3.074	JJ	15,088	31,950	01/04/2017	01/11/2022
65593C-AB-7	NORDEA BANK ABP Corp Note Non Call Prv Plc			D	1.D FE	1,740,690		97,5380	1,750,000	1,743,151	0	1,836	0	0	0.750	0.859	FA	4,484	13,125	08/24/2020	08/26/2025
88032W-AT-3	TENCENT HOLD Corp Note Call MW Prv Plc			D	2	1.E FE	599,928		599,900	599,954	0	12	0	0	1.810	1.812	JJ	4,676	12,459	05/27/2020	01/26/2026
89153V-AT-6	TOTAL CAP INTL Corp Note Call MW			D	2	1.E FE	1,509,557		1,414,949	1,487,253	0	(16,584)	0	0	2.829	1.442	JJ	18,141	38,192	08/21/2020	01/10/2030
902613-AH-1	UBS GROUP Corp Note Call Prv Plc			D	2	1.G FE	1,870,000		97,6030	1,870,000	0	0	0	0	1.494	1.494	FA	10,942	0	08/03/2021	08/10/2027
3299999. Subtotal - Bonds - Industrial and Miscellaneous (Unaffiliated) - Issuer Obligations						293,217,860		XXX	297,690,263	287,654,000	0	(1,066,719)	0	0	XXX	XXX	XXX	2,003,614	6,723,336	XXX	XXX
05609J-AA-0	BXHPP Trust BXHPP 2021-FILM A CMBS Prv Plc			4	1.A	800,875		99,6090	800,000	800,728	0	(147)	0	0	0.760	0.705	MON	287	1,820	09/01/2021	08/15/2036
08163G-AS-9	BENCHMARK Mortgga BMARK 2021-B28 A3 CMBS			4	1.A	2,714,035		100,0230	2,635,606	2,709,999	0	(4,036)	0	0	2.073	1.612	MON	4,552	18,209	08/03/2021	08/15/2054
12433Y-AA-5	BX Trust BX 2020-VKG A CMBS Prv Plc			4	1.A	1,685,977		100,1230	1,685,051	1,685,977	0	0	0	0	1.040	1.039	MON	828	17,670	09/17/2020	10/15/2037
12514M-BC-8	CD Commercial Mo CD 2016-CD1 A4 CMBS			4	1.A	2,090,704		103,5780	2,024,950	2,070,439	0	(20,286)	0	0	2.724	1.389	MON	4,438	39,941	02/26/2021	08/10/2049
12598E-AA-0	COMM Mortgage Tr COMM 2020-SBX A CMBS Prv Plc			4	1.A	2,111,471		99,5270	2,040,304	2,059,301	0	(12,136)	0	0	1.670	1.051	MON	2,853	34,235	12/17/2020	01/10/2038
12625X-AA-5	COMM 2013-300P A COMM 2013-300P A1 CMBS Prv Plc			4	1.A	1,947,534		103,7280	1,882,663	1,815,000	0	(45,995)	0	0	4.353	1.274	MON	6,584	59,981	02/25/2021	08/10/2030
48254C-AA-3	KKR Industrial P KIND 2021-KDIP A CMBS Prv Plc			4	1.A	1,300,807		99,4870	1,300,807	1,300,807	0	0	0	0	0.660	0.661	MON	405	7,799	01/12/2021	12/15/2037
682413-AA-7	ONE PARK MORTGAGE TRUST ONP 21021-PARK A CMBS PRV PLC			4	1.A	2,045,000		99,4090	2,032,914	2,045,000	0	0	0	0	0.810	0.811	MON	782	13,191	02/10/2021	03/15/2036
90187L-AA-7	PRKAV 2017-245P PRKAV 2017-245P A CMBS Prv Plc			4	1.A	1,933,167		105,9920	1,844,261	1,740,000	0	(25,023)	0	0	3.508	1.644	MON	5,087	50,866	02/24/2021	06/05/2037
92858T-AA-4	VLS COMMERCIAL MRTG TRUST VLS 2020-LAB A CMBS PRV PLC			4	1.A FE	1,725,209		99,0060	1,658,351	1,675,000	0	(4,763)	0	0	2.130	1.801	MON	2,973	35,678	10/21/2020	10/10/2042
3499999. Subtotal - Bonds - Industrial and Miscellaneous (Unaffiliated) - Commercial Mortgage-Backed Securities						18,354,779		XXX	17,898,106	17,701,784	0	(111,866)	0	0	XXX	XXX	XXX	28,789	279,390	XXX	XXX
02007R-AC-3	Ally Auto Receiv ALLYA 2019-3 A3 ABS			4	1.A FE	965,129		100,5810	965,156	965,131	0	(1)	0	0	1.930	1.938	MON	828	18,627	09/10/2019	05/15/2024
03066P-AC-3	AmeriCredit Auto AMCAR 2020-3 A3 ABS			4	1.A FE	2,399,676		99,9480	2,398,752	2,399,848	0	158	0	0	0.530	0.537	MON	459	12,720	11/17/2020	06/18/2025
05589C-AC-6	BMW Vehicle Owne BMWV 2019-A A3 ABS			4	1.A FE	834,573		100,5790	834,685	834,656	0	30	0	0	1.920	1.932	MON	267	16,026	09/10/2019	01/25/2024
05591R-AD-6	BMWLT 2021-1 A4 BMWLT 2021-1 A4 ABS			4	1.A FE	2,714,892		99,1970	2,715,000	2,714,927	0	35	0	0	0.370	0.372	MON	167	7,953	03/02/2021	07/25/2024
12510F-AB-0	CGG Receivables CGG 2019-2 A2 ABS Prv Plc			4	1.A FE	776,339		100,7000	776,418	776,387	0	16	0	0	2.110	2.122	MON	774	16,382	11/05/2019	03/15/2027

ANNUAL STATEMENT FOR THE YEAR 2021 OF THE UnitedHealthcare Plan of the River Valley, Inc.

SCHEDULE D - PART 1

Showing All Long-Term BONDS Owned December 31 of Current Year

1	2	Codes			6	7	Fair Value		10	11	Change in Book/Adjusted Carrying Value				Interest					Dates	
		3	4	5			8	9			12	13	14	15	16	17	18	19	20	21	22
CUSIP Identification	Description	C o d e	F o r e i g n	B o n d C h a r	NAIC Designation, NAIC Designation Modifier and SVO Administrative Symbol	Actual Cost	Rate Used to Obtain Fair Value	Fair Value	Par Value	Book/ Adjusted Carrying Value	Unrealized Valuation Increase/ (Decrease)	Current Year's (Amortization) Accretion	Current Year's Other-Than-Temporary Impairment Recognized	Total Foreign Exchange Change in Book/ Adjusted Carrying Value	Rate of	Effective Rate of	When Paid	Admitted Amount Due and Accrued	Amount Received During Year	Acquired	Stated Contractual Maturity Date
12597P-AC-2	CNH Equipment Tr CNH 2020-A A3 ABS			4	.1 A FE	696,210	100.3470	698,763	696,347	696,288	0	45	0	0	1.160	1.170	MON	359	8,078	05/19/2020	06/16/2025
165183-BY-9	Chesapeake Fundi CFII 2019-1A A1 ABS Prv Plc			4	.1 A FE	704,294	100.7420	709,625	704,398	704,359	0	12	0	0	2.940	2.962	MON	920	20,709	03/20/2019	04/15/2031
233262-AC-8	DLLAD LLC DLLAD 2021-1A A3 ABS Prv Plc			4	.1 A FE	3,314,793	98.2740	3,257,783	3,315,000	3,314,817	0	24	0	0	0.640	0.643	MON	648	8,369	07/20/2021	09/21/2026
247030-AC-6	DEFT 2021-1 A3 DEFT 2021-1 A3 ABS Prv Plc			4	.1 A FE	2,424,539	99.4320	2,411,226	2,425,000	2,424,767	0	27	0	0	0.430	0.442	MON	261	7,965	03/09/2021	05/22/2026
29374A-AB-0	Enterprise Fleet EFF 2019-1 A2 ABS Prv Plc			4	.1 A FE	220,194	100.2910	220,836	220,195	220,184	0	(4)	0	0	2.980	2.997	MON	201	5,562	03/12/2019	10/22/2024
29374E-AB-2	EFF 2021-1 A2 EFF 2021-1 A2 ABS Prv Plc			4	.1 A FE	1,272,087	99.4820	1,265,560	1,272,150	1,272,109	0	22	0	0	0.440	0.443	MON	171	4,602	02/17/2021	12/21/2026
34533F-AD-3	Ford Credit Auto FORDO 2019-A A3 ABS			4	.1 A FE	984,927	100.5690	990,698	985,093	985,043	0	17	0	0	2.780	2.802	MON	1,217	27,386	03/19/2019	09/15/2023
34533Y-AE-0	Ford Credit Auto FORDO 2020-C A4 ABS			4	.1 A FE	1,599,640	98.5090	1,576,144	1,600,000	1,599,749	0	98	0	0	0.510	0.517	MON	363	8,160	11/17/2020	08/15/2026
36262X-AC-8	GM Financial Aut GMLT 2021-3 A3 ABS			4	.1 A FE	3,299,955	99.0740	3,269,442	3,300,000	3,299,961	0	6	0	0	0.390	0.391	MON	393	4,362	08/10/2021	10/21/2024
39154T-BJ-6	GREAT AMERICA LE GALT 2021-1 A3 ABS Prv Plc			4	.1 A FE	1,759,633	99.1680	1,745,357	1,760,000	1,759,764	0	132	0	0	0.340	0.349	MON	266	5,070	02/02/2021	08/15/2024
44891V-AD-3	Hyundai Auto Lea HALST 2021-B A4 ABS Prv Plc			4	.1 A FE	899,878	98.9900	890,910	900,000	899,905	0	26	0	0	0.380	0.386	MON	152	1,701	06/08/2021	08/15/2025
58770F-AC-6	Mercedes-Benz Au MBALT 2020-A A3 ABS			4	.1 A FE	1,081,557	100.2710	1,084,631	1,081,700	1,081,655	0	28	0	0	1.840	1.852	MON	885	19,903	01/21/2020	12/15/2022
80287E-AD-7	Santander Drive SDART 2021-3 B ABS			4	.1 C FE	3,304,405	99.6480	3,293,366	3,305,000	3,304,532	0	127	0	0	0.600	0.610	MON	881	7,932	07/14/2021	12/15/2025
89239C-AC-3	Toyota Lease Own TLOT 2021-B A3 ABS Prv Plc			4	.1 A FE	1,324,982	99.1770	1,314,095	1,325,000	1,324,984	0	2	0	0	0.420	0.421	MON	170	2,133	07/27/2021	10/21/2024
98162V-AD-1	World Omni Auto WORAT 2019-B A3 ABS			4	.1 A FE	988,798	100.6530	995,279	988,822	988,797	0	(1)	0	0	2.590	2.604	MON	1,138	25,611	05/07/2019	07/15/2024
98164E-AC-9	WOART 2021-A C WOART 2021-A A3 ABS			4	.1 A FE	2,604,823	99.4190	2,589,865	2,605,000	2,604,888	0	66	0	0	0.300	0.303	MON	347	6,621	02/03/2021	01/15/2026
68784Y-AD-6	OSCAR US Funding OSCAR 2019-1A A3 ABS Prv Plc	D		4	.1 A FE	744,262	100.3500	746,884	744,279	744,262	0	8	0	0	3.180	3.201	MON	1,381	23,668	03/12/2019	05/10/2023
68785A-AD-7	OSCAR US FUNDING TRUST OSCAR 2021-1A A4 ABS PRV PLC	D		4	.1 A FE	3,309,138	98.6200	3,264,322	3,310,000	3,309,313	0	171	0	0	1.000	1.008	MON	1,931	26,112	02/18/2021	04/10/2028
3599999	Subtotal - Bonds - Industrial and Miscellaneous (Unaffiliated) - Other Loan-Backed and Structured Securities					38,224,724	XXX	38,008,872	38,229,243	38,226,326	0	1,244	0	0	XXX	XXX	XXX	14,179	286,652	XXX	XXX
3899999	Total - Industrial and Miscellaneous (Unaffiliated) Bonds					349,797,363	XXX	353,597,241	343,585,027	348,180,703	0	(1,177,341)	0	0	XXX	XXX	XXX	2,046,582	7,289,378	XXX	XXX
4899999	Total - Hybrid Securities					0	XXX	0	0	0	0	0	0	0	XXX	XXX	XXX	0	0	XXX	XXX
5599999	Total - Parent, Subsidiaries and Affiliates Bonds					0	XXX	0	0	0	0	0	0	0	XXX	XXX	XXX	0	0	XXX	XXX
6599999	Subtotal - Unaffiliated Bank Loans					0	XXX	0	0	0	0	0	0	0	XXX	XXX	XXX	0	0	XXX	XXX
7699999	Total - Issuer Obligations					579,408,292	XXX	575,644,595	535,679,000	564,190,227	0	(5,941,969)	0	0	XXX	XXX	XXX	4,603,754	14,872,662	XXX	XXX
7799999	Total - Residential Mortgage-Backed Securities					101,775,627	XXX	101,760,566	97,344,250	101,595,200	0	(76,119)	0	0	XXX	XXX	XXX	248,467	2,708,619	XXX	XXX
7899999	Total - Commercial Mortgage-Backed Securities					19,424,824	XXX	19,011,614	18,750,907	19,300,230	0	(113,683)	0	0	XXX	XXX	XXX	31,263	310,071	XXX	XXX
7999999	Total - Other Loan-Backed and Structured Securities					38,224,724	XXX	38,008,872	38,229,243	38,226,326	0	1,244	0	0	XXX	XXX	XXX	14,179	286,652	XXX	XXX
8099999	Total - SVO Identified Funds					0	XXX	0	0	0	0	0	0	0	XXX	XXX	XXX	0	0	XXX	XXX
8199999	Total - Affiliated Bank Loans					0	XXX	0	0	0	0	0	0	0	XXX	XXX	XXX	0	0	XXX	XXX
8299999	Total - Unaffiliated Bank Loans					0	XXX	0	0	0	0	0	0	0	XXX	XXX	XXX	0	0	XXX	XXX
8399999	Total Bonds					738,833,467	XXX	734,425,647	690,003,400	723,311,983	0	(6,130,527)	0	0	XXX	XXX	XXX	4,897,663	18,178,004	XXX	XXX

1. Line Book/Adjusted Carrying Value by NAIC Designation Category Footnote:
 Number
 1A 1A ...\$ 288,291,666 1B ...\$ 46,174,805 1C ...\$ 53,371,398 1D ...\$ 51,992,275 1E ...\$ 42,062,180 1F ...\$ 64,206,173 1G ...\$ 61,837,303
 1B 2A ...\$ 51,717,934 2B ...\$ 53,208,346 2C ...\$ 10,449,903
 1C 3A ...\$ 0 3B ...\$ 0 3C ...\$ 0
 1D 4A ...\$ 0 4B ...\$ 0 4C ...\$ 0
 1E 5A ...\$ 0 5B ...\$ 0 5C ...\$ 0
 1F 6 ...\$ 0

E10.10

Schedule D - Part 2 - Section 1 - Preferred Stocks Owned

N O N E

Schedule D - Part 2 - Section 2 - Common Stocks Owned

N O N E

ANNUAL STATEMENT FOR THE YEAR 2021 OF THE UnitedHealthcare Plan of the River Valley, Inc.

SCHEDULE D - PART 3

Showing All Long-Term Bonds and Stocks ACQUIRED During Current Year

1	2	3	4	5	6	7	8	9
CUSIP Identification	Description	Foreign	Date Acquired	Name of Vendor	Number of Shares of Stock	Actual Cost	Par Value	Paid for Accrued Interest and Dividends
912828-2P-4	US Treasury Note 1.875% 07/31/22		07/30/2021	Wells Fargo		1,730,414	1,700,000	173
912828-4D-9	US Treasury Note 2.500% 03/31/23		09/24/2021	Goldman Sachs		1,655,563	1,600,000	19,672
912828-63-8	US Treasury Note 2.250% 11/15/24		02/16/2021	Bank New York Mellon		327,398	305,000	1,782
912828-M8-0	US Treasury Note 2.000% 11/30/22		09/27/2021	Deutsche Bank		1,737,453	1,700,000	11,148
912828-YK-0	US Treasury Note 1.375% 10/15/22		08/20/2021	Various		5,431,055	5,350,000	21,162
912828-Z6-8	US Treasury Note 0.375% 03/31/22		03/25/2021	Nomura Securities		1,695,281	1,690,000	3,082
912828-ZM-5	US Treasury Note 0.125% 04/30/22		03/25/2021	Nomura Securities		1,690,858	1,690,000	852
912828-ZR-4	US Treasury Note 0.125% 05/31/22		03/25/2021	CitiGroup		1,440,675	1,440,000	574
91282C-AG-6	US Treasury Note 0.125% 08/31/22		05/28/2021	CitiGroup		2,001,172	2,000,000	632
91282C-AN-1	US Treasury Note 0.125% 09/30/22		08/13/2021	RBS Securities		2,000,625	2,000,000	943
91282C-BD-2	US Treasury Note 0.125% 12/31/22		08/31/2021	CitiGroup		1,700,066	1,700,000	364
91282C-CD-1	US Treasury Note 0.125% 05/31/23		06/18/2021	Morgan Stanley		797,781	800,000	57
91282C-CS-8	US Treasury Note 1.250% 08/15/31		08/31/2021	Citadel Securities		3,298,684	3,315,000	1,914
91282C-DA-6	US Treasury Note 0.250% 09/30/23		09/29/2021	HSBC Securities Inc		599,484	600,000	0
91282C-DJ-7	US Treasury Bond 1.375% 11/15/31		12/23/2021	JP Morgan Chase		17,958,647	18,150,000	28,955
059999. Subtotal - Bonds - U.S. Governments						44,065,156	44,040,000	91,310
167560-VU-2	CHICAGO IL MET W GO Non Call 5.000% 12/01/31		11/17/2021	JP Morgan Chase		2,336,955	1,750,000	0
56756T-BD-5	MARICOPA CNTY AZ GO Non Call 5.000% 07/01/30		05/21/2021	JP Morgan Chase		1,326,240	1,000,000	0
249999. Subtotal - Bonds - U.S. Political Subdivisions of States, Territories and Possessions						3,663,225	2,750,000	0
02765U-QL-1	AMERICAN MUNI PW Rev Bond Cont Call 5.000% 02/15/31		10/21/2021	Bank of America Sec		1,264,530	1,000,000	0
207758-G2-3	CONNECTICUT ST S Rev Bond Non Call 5.000% 11/01/29		11/10/2021	Raymond James & Assoc		1,617,525	1,250,000	0
24917D-CC-5	DENVER CO CITY & Rev Bond Non Call 5.000% 08/01/31		04/07/2021	Morgan Stanley		1,352,490	1,000,000	0
3132DV-7D-1	FHLMC Pool SD8092 MBS 3.000% 09/01/50		05/10/2021	Goldman Sachs		2,371,092	2,258,519	1,882
3138UJ-JD-1	FNMA Pool AS8359 MBS 3.000% 11/01/46		06/04/2021	Morgan Stanley		747,581	708,345	354
3140KE-HY-7	FNMA Pool BP6546 MBS 3.000% 08/01/50		06/04/2021	Robert Baird & Co		2,680,444	2,548,632	2,761
3140QF-5E-5	FNMA Pool CA8044 MBS 2.500% 12/01/50		01/20/2021	Goldman Sachs		1,435,415	1,360,885	1,890
3140QG-A9-8	FNMA Pool CA8131 MBS 2.500% 12/01/50		01/06/2021	Morgan Stanley		2,769,387	2,620,355	1,092
3140QK-GB-8	FNMA Pool CB0193 MBS 3.000% 04/01/51		05/10/2021	JP Morgan Chase		3,007,640	2,831,969	2,360
3140QK-NE-4	FNMA Pool CB0388 MBS 2.500% 05/01/51		05/13/2021	Nomura Securities		3,156,667	3,042,914	2,747
3140X8-3G-0	FNMA Pool FMS298 MBS 3.500% 10/01/50		05/20/2021	Morgan Stanley		2,273,703	2,147,535	4,176
31418D-2N-1	FNMA Pool MA4380 MBS 3.000% 07/01/51		06/04/2021	Morgan Stanley		2,079,917	1,978,445	989
31418D-YB-2	FNMA Pool MA4305 MBS 2.000% 04/01/51		11/18/2021	Barclays Group Inc		3,241,364	3,244,406	3,244
592647-JZ-5	MET WASHINGTON D Rev Bond Non Call 5.000% 10/01/30		11/30/2021	Raymond James & Assoc		2,598,140	2,000,000	16,667
64990G-SU-2	NEW YORK ST DORN Rev Bond Non Call 5.000% 10/01/28		05/13/2021	Raymond James & Assoc		3,863,700	3,000,000	0
67766W-XU-1	OHIO ST WTR DEV Rev Bond Cont Call 5.000% 06/01/29		12/07/2021	CitiGroup		1,237,503	1,010,000	1,122
73358X-AN-2	PORT AUTH OF NEW Rev Bond Cont Call 5.000% 07/15/33		04/08/2021	Janney Montgomery, Scott		2,418,357	1,850,000	17,215
319999. Subtotal - Bonds - U.S. Special Revenues						38,115,455	33,852,005	56,499
00206R-MM-1	AT&T INC Corp Note Call MW 2.550% 12/01/33		09/03/2021	Tax Free Exchange		776,236	774,000	5,373
00440E-AP-2	ACE INA HOLDINGS Corp Note MW 10 BP 2.700% 03/13/23		09/21/2021	Stifel Nicolaus & Co.		23,819	23,000	17
00912X-AN-4	AIR LEASE CORP Corp Note Call MW 4.250% 09/15/24		01/19/2021	Deutsche Bank		415,569	378,000	5,623
00914A-AJ-1	AIR LEASE CORP Corp Note Call MW 2.875% 01/15/26		01/21/2021	Barclays Group Inc		1,493,754	1,410,000	1,126
023135-AJ-5	AMAZON.COM INC Corp Note Call MW 2.500% 11/29/22		11/23/2021	Market Axess		76,201	75,000	922
023135-BV-7	AMAZON.COM INC Corp Note MW 0.250% 05/12/23		05/10/2021	CitiGroup		386,946	387,000	0
023608-AK-8	AMEREN CORP Corp Note Cal MW 1.750% 03/15/28		02/24/2021	Barclays Group Inc		1,633,496	1,635,000	0
025816-CD-9	AMERICAN EXPRESS Corp Note Call 2.750% 05/20/22		04/06/2021	Wells Fargo		639,736	624,000	6,578
03073E-AS-4	AMERISOURCEBERGE Corp Note Call MW 0.737% 03/15/23		03/26/2021	Various		346,067	346,000	0
04685A-2E-0	ATHENE GLOBAL FU Corp Note Non Call Prv Plc 3.000% 07/01/22		03/25/2021	Goldman Sachs		228,791	222,000	1,591
04685A-2S-9	ATHENE GLOBAL FU Corp Note Non Call Prv Plc 0.950% 01/08/24		01/04/2021	Morgan Stanley		306,893	307,000	0
049560-AU-9	ATMOS ENERGY CORP Note Call 0.625% 03/09/23		03/04/2021	Mizuho Investor Sec Co		547,978	548,000	0
05591R-AD-6	BMWLT 2021-1 A4 BMWLT 2021-1 A4 ABS 0.370% 07/25/24		03/02/2021	Mizuho Investor Sec Co		2,714,892	2,715,000	0
05609J-AA-0	BXHP Trust BXHP 2021-FILM A CMBS Prv Plc 0.760% 08/15/36		09/01/2021	Barclays Group Inc		800,875	800,000	131
06051G-GK-9	BANK OF AMER CRP Corp Note Call MW 2.881% 04/24/23		04/30/2021	Merrill Lynch		334,779	327,000	262
06051G-GO-6	BANK OF AMER CRP Corp Note Call MW 2.816% 07/21/23		04/19/2021	Merrill Lynch		52,452	51,000	359
06051G-JR-1	BANK OF AMER CRP Corp Note Call MW 0.976% 04/22/25		04/30/2021	Bank of America Sec		1,966,370	1,960,000	638
06051G-JX-8	BANK OF AMER CRP Corp Note Call 0.593% 05/28/24		05/24/2021	Merrill Lynch		399,000	399,000	0
06406R-AE-7	BANK OF NY MELLO Corp Note Call 2.950% 01/29/23		09/21/2021	Goldman Sachs		1,267,140	1,225,000	5,421
08163G-AS-9	BENCHMARK Mortga BMARK 2021-B28 A3 CMBS 2.073% 08/15/54		08/03/2021	JP Morgan Chase		2,714,035	2,635,000	2,731
09062X-AE-3	BIOMEN INC Corp Note MW 3.625% 09/15/22		03/25/2021	Morgan Stanley		374,250	358,000	505
10921U-2G-2	BRIGHTS FIN GLB Corp Note Non Call Prv Plc 1.200% 12/15/23		12/08/2021	Goldman Sachs		206,899	207,000	0
110122-CY-2	BRISTOL-MYERS Corp Note Call MW 2.750% 02/15/23		08/23/2021	Market Axess		310,158	300,000	229
12514M-BC-8	CD Commercial Mo CD 2016-CD1 A4 CMBS 2.724% 08/10/49		02/26/2021	Morgan Stanley		2,090,704	1,955,000	148
12625X-AA-5	COMM 2013-300P A COMM 2013-300P A1 CMBS Prv Plc 4.353% 08/10/30		02/25/2021	Various		1,947,534	1,815,000	605
14042T-CS-4	CAPITAL ONE BANK Corp Note Call 2.014% 01/27/23		03/25/2021	Morgan Stanley		587,227	580,000	2,012
14913R-2B-2	CATERPILLAR FINL Corp Note MW 0.950% 05/13/22		03/22/2021	Pershing		678,209	673,000	2,327

E13

ANNUAL STATEMENT FOR THE YEAR 2021 OF THE UnitedHealthcare Plan of the River Valley, Inc.

SCHEDULE D - PART 3

Showing All Long-Term Bonds and Stocks ACQUIRED During Current Year

1	2	3	4	5	6	7	8	9
CUSIP Identification	Description	Foreign	Date Acquired	Name of Vendor	Number of Shares of Stock	Actual Cost	Par Value	Paid for Accrued Interest and Dividends
172967-LV-1	CITIGROUP INC Corp Note Call MW 3.142% 01/24/23		03/22/2021	Barclays Group Inc.		366,618	359,000	1,880
189054-AT-6	CLOROX CO Corp Note Call MW 3.050% 09/15/22		03/26/2021	Goldman Sachs		180,647	175,000	222
19416Q-EC-0	COLGATE-PALM CO Corp Note MW 2.100% 05/01/23		03/29/2021	Pierpont Securities LLC		234,581	226,000	1,978
20453K-AB-1	COMPASS BANK Corp Note Call 2.875% 06/29/22		03/22/2021	Cantor Fitzgerald		411,748	400,000	2,715
20825C-AZ-7	CONOCOPHILLIPS Corp Note Call MW Prv Plc 2.400% 02/15/31		12/17/2021	Barclays Group Inc.		639,280	630,000	5,292
20825C-AZ-7	CONOCOPHILLIPS Corp Note Call MW Prv Plc 2.400% 02/15/31		02/09/2021	Tax Free Exchange		1,164,413	1,175,000	12,925
22966R-AJ-5	CLBESMART LP Corp Note Call MW 2.500% 02/15/32		11/18/2021	Wells Fargo		1,354,339	1,365,000	0
233262-AC-8	DLLAD LLC DLLAD 2021-1A A3 ABS Prv Plc 0.640% 09/21/26		07/20/2021	JP Morgan Chase		3,314,793	3,315,000	0
24422E-UA-5	JOHN DEERE CAP Corp Note Non Call 2.700% 01/06/23		08/27/2021	RBC Capital Markets		335,608	325,000	1,341
24703Q-AC-6	DEFT 2021-1 A3 DEFT 2021-1 A3 ABS Prv Plc 0.430% 05/22/26		03/09/2021	Bank of America Sec		2,424,539	2,425,000	0
25746U-DL-0	DOMINION RES Corp Note Call MW 2.250% 08/15/31		08/10/2021	Barclays Group Inc.		728,956	730,000	0
29278N-AQ-6	ENERGY TRANSFER Corp Note Call MW 3.750% 05/15/30		06/23/2021	Various		985,749	910,000	3,625
29374E-AB-2	EFF 2021-1 A2 EFF 2021-1 A2 ABS Prv Plc 0.440% 12/21/26		02/17/2021	Mizuho Investor Sec Co		1,272,087	1,272,150	0
29449W-AG-2	EQUITABLE FINANC Corp Note Non Call Prv Plc 0.500% 04/06/23		04/05/2021	CitiGroup		380,817	381,000	0
30225V-AG-2	EXTRA SPACE STOR Corp Note Call MW 2.350% 03/15/32		09/14/2021	Wells Fargo		1,323,060	1,325,000	0
31620M-BP-0	FIDELITY NATL IN Corp Note MW 0.375% 03/01/23		02/23/2021	CitiGroup		153,878	154,000	0
31620M-BQ-8	FIDELITY NATL IN Corp Note MW 0.600% 03/01/24		02/23/2021	JP Morgan Chase		1,344,206	1,345,000	0
341081-GD-3	FLORIDA PWR & LT Corp Note Call 0.300% 05/10/23		05/05/2021	PNC Bank		252,000	252,000	0
36262X-AC-8	GM Financial Aut GMAIT 2021-3 A3 ABS 0.390% 10/21/24		08/10/2021	JP Morgan Chase		3,299,955	3,300,000	0
369550-AU-2	GENERAL DYNAMICS Corp Note Call MW 12.5BP 2.250% 11/15/22		03/22/2021	Wells Fargo		547,588	533,000	4,297
37045X-DK-9	GEN MOTORS FIN Corp Note Call MW 1.500% 06/10/26		06/07/2021	Barclays Group Inc.		1,192,825	1,195,000	0
37045X-DL-7	GEN MOTORS FIN Corp Note Call MW 2.700% 06/10/31		12/17/2021	CitiGroup		1,313,904	1,310,000	1,081
38141G-XY-5	GOLDMAN SACHS GP Corp Note Call MW 0.523% 03/08/23		03/01/2021	Goldman Sachs		517,000	517,000	0
39154T-BJ-6	GREAT AMERICA LE GALT 2021-1 A3 ABS Prv Plc 0.340% 08/15/24		02/02/2021	Bank of America Sec		1,759,633	1,760,000	0
40054P-GM-1	GOLDMAN SACHS BANK USA Cert of Deposit 0.210% 09/09/22		09/07/2021	Goldman Sachs		400,000	400,000	0
42250P-AC-7	HEALTHPEAK PROP Corp Note Call MW 1.350% 02/01/27		06/30/2021	Wells Fargo		1,702,903	1,705,000	0
437076-CJ-9	HOME DEPOT INC Corp Note Call MW 1.875% 09/15/31		12/17/2021	CitiGroup		1,642,172	1,660,000	7,781
438516-CC-8	HONEYWELL INTL Corp Note Call MW 0.483% 08/19/22		03/10/2021	Wells Fargo		76,043	76,000	23
440452-AG-5	HORMEL FOODS CRP Corp Note Call MW 0.650% 06/03/24		05/25/2021	Wells Fargo		117,979	118,000	0
44644A-AB-3	HUNTINGTON NATL Corp Note Call 2.500% 08/07/22		03/22/2021	Morgan Stanley		373,295	363,000	1,185
44891V-AD-3	Hyundai Auto Lea HALST 2021-B A4 ABS Prv Plc 0.380% 08/15/25		06/08/2021	Bank of America Sec		899,878	900,000	0
458140-AR-1	INTEL CORP Note Call MW 3.100% 07/29/22		05/03/2021	Market Axess		122,093	118,000	975
46647P-OB-0	JPMORGAN CHASE Corp Note Call MW 1.578% 04/22/27		04/30/2021	JP Morgan Chase		1,642,832	1,635,000	860
46817M-AK-3	JACKSON FIN INC Corp Note Call MW Prv Plc 3.125% 11/23/31		11/17/2021	CitiGroup		942,099	945,000	0
48254C-AA-3	KKR Industrial P KIND 2021-KDIP A CMBS Prv Plc 0.660% 12/15/37		01/12/2021	Barclays Group Inc.		1,300,807	1,300,807	0
56279H-AM-2	MANUF & TRADERS Corp Note Non Call 0.770% 05/18/22		05/17/2021	Castleock Securities		553,174	550,000	12
57629H-CK-4	MASSMUTUAL GLBL Corp Note Prv Plc 2.250% 07/01/22		03/24/2021	Market Axess		410,148	400,000	2,125
57629H-DD-9	MASSMUTUAL GLBL Corp Note Non Call Prv Plc 0.270% 06/02/23		06/03/2021	Merrill Lynch		260,000	260,000	0
59217G-EN-5	MET LIFE GLOB Corp Note Non Call Prv Plc 0.550% 06/07/24		06/01/2021	ACADEMY SECURITIES, INC		789,178	790,000	0
617446-WI-2	MORGAN STANLEY Corp Note Call MW 0.529% 01/25/24		02/01/2021	Morgan Stanley		3,308,239	3,305,000	389
64952W-CR-2	NEW YORK LIFE GL Corp Note Non Call Prv Plc 0.721% 06/10/22		05/05/2021	Goldman Sachs		237,322	236,000	267
64952W-DZ-3	NEW YORK LIFE GL Corp Note Non Call PRV PLC 0.270% 02/02/23		01/26/2021	Goldman Sachs Asset Management		2,680,000	2,680,000	0
64952W-EE-9	NEW YORK LIFE GL Corp Note Non Call 0.530% 06/09/26		06/02/2021	JP Morgan Chase		1,310,000	1,310,000	0
649840-CT-0	NY STATE ELECTRI Corp Bond Call Prv Plc 2.150% 10/01/31		09/21/2021	CitiGroup		1,122,581	1,125,000	0
67066G-AK-0	NVIDIA CORP Corp Note Call MW 0.309% 06/15/23		12/21/2021	Toronto Dominion Sec		493,237	496,000	34
67885B-WI-0	OKLAHOMA GAS & E Corp Note Call 0.553% 05/26/23		05/24/2021	Mitsubishi Bank LTD		232,000	232,000	0
68235P-AJ-7	ONE GAS INC Corp Note Call 0.850% 03/11/23		03/08/2021	Merrill Lynch		361,891	362,000	0
682413-AA-7	ONE PARK MORTGAGE TRUST ONP 21021-PARK A CMBS PRV PLC 0.810% 03/15/36		02/10/2021	Deutsche Bank		2,045,000	2,045,000	0
68785B-AD-5	OSCAR 2021-2A A4 1.270% 09/11/28		07/14/2021	Mizuho Investor Sec Co		3,288,813	3,290,000	0
69351U-AQ-6	PPL ELECTRIC UTI Corp Note Call MW 2.500% 09/01/22		08/18/2021	Toronto Dominion Sec		243,328	239,000	2,805
69351U-AY-9	PPL ELECTRIC UTI Corp Note Call 0.380% 06/24/24		06/21/2021	Various		1,176,000	1,176,000	0
6944PL-ZE-8	PACIFIC LIFE GF Corp Note Non Call Prv Plc 1.375% 04/14/26		04/07/2021	JP Morgan Chase		1,958,961	1,960,000	0
6944PL-ZG-3	PACIFIC LIFE GF Corp Note Floating 0.670% 06/04/26		05/27/2021	Credit Suisse		915,000	915,000	0
74368C-BD-5	PROTECTIVE LIFE Corp Note Non Call Prv Plc 0.327% 12/09/22		06/02/2021	Mizuho Investor Sec Co		568,000	568,000	0
74460W-AD-9	PUBLIC STORAGE Corp Note Call MW 1.850% 05/01/28		04/14/2021	JP Morgan Chase		2,298,344	2,300,000	0
773903-AK-5	ROCKWELL AUTOMAT Corp Note Call MW 0.350% 08/15/23		08/03/2021	Wells Fargo		149,928	150,000	0
80287E-AD-7	Santander Drive SDART 2021-3 B ABS 0.600% 12/15/25		07/14/2021	Barclays Group Inc.		3,304,405	3,305,000	0
817826-AC-4	7-ELEVEN INC Corp Note Call MW PRV PLC 0.950% 02/10/26		01/27/2021	Pershing		902,846	905,000	0
826418-BJ-3	SIERRA PAC POWER Corp Note Call MW 3.375% 08/15/23		05/06/2021	Keybank Capital Markets		68,906	65,000	518
857477-AZ-6	STATE STREET COR Corp Note Call 2.653% 05/15/23		04/29/2021	Wells Fargo		600,215	586,000	7,255
857477-BL-6	STATE STREET COR Corp Note Call 2.825% 03/30/23		11/23/2021	Jefferies and Company		150,216	149,000	655
87264A-BB-0	T-MOBILE USA INC Corp Note Call MW 3.500% 04/15/25		05/25/2021	Tax Free Exchange		1,144,659	1,050,000	4,288
87264A-CP-8	T-MOBILE USA INC Corp Note Call MW Prv Plc 2.700% 03/15/32		12/17/2021	Goldman Sachs Asset Management		1,642,453	1,630,000	1,834
883556-CN-0	THERMO FISHER Corp Note Call 0.400% 04/18/23		10/19/2021	Morgan Stanley		293,000	293,000	0
89236T-JD-8	TOYOTA MTR CRED Corp Note Non Call 0.400% 04/06/23		08/13/2021	Various		829,882	830,000	360

ANNUAL STATEMENT FOR THE YEAR 2021 OF THE UnitedHealthcare Plan of the River Valley, Inc.

SCHEDULE D - PART 3

Showing All Long-Term Bonds and Stocks ACQUIRED During Current Year

1 CUSIP Identification	2 Description	3 Foreign	4 Date Acquired	5 Name of Vendor	6 Number of Shares of Stock	7 Actual Cost	8 Par Value	9 Paid for Accrued Interest and Dividends
89239C-AC-3	Toyota Lease Omn TLOT 2021-B A3 ABS Prv Plc 0.420% 10/21/24		.07/27/2021	MJFG Securities		1,324,982	1,325,000	.0
90187L-AA-7	PRKAV 2017-245P PRKAV 2017-245P A CMBS Prv Plc 3.508% 06/05/37		.02/24/2021	JP Morgan Chase		1,933,167	1,740,000	4,239
927804-FN-9	VIRGINIA EL&PIR Corp Note Call MW 2.750% 03/15/23		.03/29/2021	Keybank Capital Markets		206,765	199,000	243
98164E-AC-9	WOART 2021-A C WOART 2021-A A3 ABS 0.300% 01/15/26		.02/03/2021	Mizuho Investor Sec Co		2,604,823	2,605,000	.0
13645R-BF-0	CANADIAN PACIFIC Corp Note Call MW 2.450% 12/02/31	A.	.11/17/2021	Goldman Sachs Asset Management		494,827	495,000	.0
31429K-AE-3	CAISS DESJARDINS Corp Note Non Call Prv Plc 0.700% 05/21/24	A.	.05/18/2021	Barclays Group Inc		1,709,692	1,710,000	.0
89114T-ZA-3	TORONTO DOM BANK Corp Note MW 0.300% 06/02/23	A.	.06/01/2021	Toronto Dominion Sec		1,953,944	1,955,000	.0
22550L-2G-5	CRED SUIS NY Corp Note Non Call 1.250% 08/07/26	D.	.08/02/2021	Credit Suisse		1,257,140	1,260,000	.0
22550U-AB-7	CRED SUIS NY Corp Note Non Call 0.440% 02/02/24	D.	.01/26/2021	Credit Suisse		1,715,000	1,715,000	.0
404280-CY-3	HSBC HOLDINGS Corp Note Call MW 2.871% 11/22/32	D.	.11/15/2021	HSBC Securities Inc		955,000	955,000	.0
68785A-AD-7	OSCAR US FUNDING TRUST OSCAR 2021-1A A4 ABS PRV PLC 1.000% 04/10/28	D.	.02/18/2021	Mizuho Investor Sec Co		3,309,138	3,310,000	.0
902613-AH-1	UBS GROUP Corp Note Call Prv Plc 1.494% 08/10/27	D.	.08/03/2021	UBS Financial Services		1,870,000	1,870,000	.0
3899999	Subtotal - Bonds - Industrial and Miscellaneous (Unaffiliated)					110,710,539	109,669,957	107,802
8399997	Total - Bonds - Part 3					196,554,375	190,311,962	255,611
8399998	Total - Bonds - Part 5					6,857,622	6,628,464	11,888
8399999	Total - Bonds					203,411,997	196,940,426	267,499
8999997	Total - Preferred Stocks - Part 3					0	XXX	0
8999998	Total - Preferred Stocks - Part 5					0	XXX	0
8999999	Total - Preferred Stocks					0	XXX	0
9799997	Total - Common Stocks - Part 3					0	XXX	0
9799998	Total - Common Stocks - Part 5					0	XXX	0
9799999	Total - Common Stocks					0	XXX	0
9899999	Total - Preferred and Common Stocks					0	XXX	0
9999999	Totals					203,411,997	XXX	267,499

ANNUAL STATEMENT FOR THE YEAR 2021 OF THE UnitedHealthcare Plan of the River Valley, Inc.

SCHEDULE D - PART 4

Showing All Long-Term Bonds and Stocks SOLD, REDEEMED or Otherwise DISPOSED OF During Current Year

1	2	3	4	5	6	7	8	9	10	Change In Book/Adjusted Carrying Value					16	17	18	19	20	21
										11	12	13	14	15						
CUSIP Identification	Description	Foreign	Disposal Date	Name of Purchaser	Number of Shares of Stock	Consideration	Par Value	Actual Cost	Prior Year Book/ Adjusted Carrying Value	Unrealized Valuation Increase/ Decrease	Current Year's (Amortization)/ Accretion	Current Year's Other-Than-Temporary Impairment Recognized	Total Change in Book/ Adjusted Carrying Value (11+12-13)	Total Foreign Exchange Change in Book/ Adjusted Carrying Value	Book/ Adjusted Carrying Value at Disposal Date	Foreign Exchange Gain (Loss) on Disposal	Realized Gain (Loss) on Disposal	Total Gain (Loss) on Disposal	Bond Interest/ Stock Dividends Received During Year	Stated Contractual Maturity Date
912828-4W-7	US Treasury Note 2.750% 08/15/21		08/15/2021	Maturity		500,000	500,000	509,414	503,083	0	(3,083)	0	(3,083)	0	500,000	0	0	0	13,750	08/15/2021
912828-6B-1	US Treasury Note 2.625% 02/15/29		12/23/2021	CitiGroup		17,492,404	16,150,000	16,058,230	16,073,422	0	8,438	0	8,438	0	16,081,860	0	1,410,544	1,410,544	578,306	02/15/2029
912828-B9-0	US Treasury Note 2.000% 02/28/21		02/28/2021	Maturity		2,250,000	2,250,000	2,260,195	2,251,413	0	(1,413)	0	(1,413)	0	2,250,000	0	0	0	22,500	02/28/2021
912828-PX-2	US Treasury Note 3.625% 02/15/21		02/15/2021	Maturity		310,000	310,000	332,475	310,753	0	(753)	0	(753)	0	310,000	0	0	0	5,619	02/15/2021
912828-QN-3	US Treasury Note 3.125% 05/15/21		05/15/2021	Maturity		900,000	900,000	976,641	905,712	0	(5,712)	0	(5,712)	0	900,000	0	0	0	14,063	05/15/2021
912828-R7-7	US Treasury Note 1.375% 05/31/21		05/31/2021	Maturity		1,300,000	1,300,000	1,293,652	1,298,206	0	1,794	0	1,794	0	1,300,000	0	0	0	8,938	05/31/2021
912828-S2-7	US Treasury Note 1.125% 06/30/21		06/30/2021	Maturity		2,000,000	2,000,000	2,020,391	2,009,396	0	(9,396)	0	(9,396)	0	2,000,000	0	0	0	11,250	06/30/2021
912828-T6-7	US Treasury Note 1.250% 10/31/21		10/31/2021	Maturity		1,300,000	1,300,000	1,288,523	1,295,148	0	4,852	0	4,852	0	1,300,000	0	0	0	16,250	10/31/2021
912828-WY-2	US Treasury Note 2.250% 07/31/21		07/31/2021	Maturity		1,600,000	1,600,000	1,612,063	1,603,447	0	(3,447)	0	(3,447)	0	1,600,000	0	0	0	36,000	07/31/2021
912828-XR-6	US Treasury Note 1.750% 05/31/22		08/12/2021	JP Morgan Chase		304,055	300,000	300,352	300,103	0	(44)	0	(44)	0	300,058	0	3,996	3,996	0	05/31/2022
912828-Y2-0	US Treasury Note 2.625% 07/15/21		07/15/2021	Maturity		800,000	800,000	814,938	804,347	0	(4,347)	0	(4,347)	0	800,000	0	0	0	21,000	07/15/2021
912828-YC-8	US Treasury Note 1.500% 08/31/21		08/31/2021	Maturity		1,250,000	1,250,000	1,243,262	1,247,702	0	2,298	0	2,298	0	1,250,000	0	0	0	18,750	08/31/2021
0599999. Subtotal - Bonds - U.S. Governments						30,006,459	28,660,000	28,710,136	28,602,732	0	(10,813)	0	(10,813)	0	28,591,918	0	1,414,540	1,414,540	750,112	XXX
167562-4Z-7	CHICAGO IL MIDWA Rev Bond Non Call 5.000% 01/01/21		01/01/2021	Maturity		2,965,000	2,965,000	3,350,361	2,965,000	0	0	0	0	0	2,965,000	0	0	0	74,125	01/01/2021
3128MJ-2L-3	FHLMC Pool G08778 MBS 3.000% 09/01/47		12/01/2021	Paydown		306,630	306,630	305,936	305,939	0	692	0	692	0	306,630	0	0	0	4,192	09/01/2047
3128MJ-3J-7	FHLMC Pool G08800 MBS 3.500% 02/01/48		12/01/2021	Paydown		356,106	356,106	359,027	358,915	0	(2,810)	0	(2,810)	0	356,106	0	0	0	5,539	02/01/2048
3128MJ-4A-5	FHLMC Pool G08816 MBS 3.500% 06/01/48		12/01/2021	Paydown		611,431	611,431	616,112	615,996	0	(4,566)	0	(4,566)	0	611,431	0	0	0	9,025	06/01/2048
3128MJ-6T-2	FHLMC Pool G08881 MBS 3.500% 06/01/49		12/01/2021	Paydown		387,778	387,778	397,473	397,301	0	(9,523)	0	(9,523)	0	387,778	0	0	0	5,925	06/01/2049
3128MJ-V5-6	FHLMC Pool G08635 MBS 3.000% 04/01/45		12/01/2021	Paydown		239,958	239,958	240,295	240,287	0	(329)	0	(329)	0	239,958	0	0	0	3,130	04/01/2045
3128MJ-XX-3	FHLMC Pool G08693 MBS 3.500% 02/01/46		12/01/2021	Paydown		308,188	308,188	314,375	314,299	0	(6,111)	0	(6,111)	0	308,188	0	0	0	4,893	02/01/2046
3128MJ-ZM-5	FHLMC Pool G08747 MBS 3.000% 01/01/47		12/01/2021	Paydown		752,898	752,898	751,487	751,496	0	1,402	0	1,402	0	752,898	0	0	0	10,275	01/01/2047
3128PC-2X-9	FHLMC Pool J01690 MBS 5.500% 04/01/21		04/01/2021	Paydown		523	523	523	522	0	1	0	1	0	523	0	0	0	5	04/01/2021
3128PE-4K-1	FHLMC Pool J03526 MBS 6.000% 10/01/21		09/01/2021	Paydown		5,063	5,063	5,147	5,070	0	(7)	0	(7)	0	5,063	0	0	0	117	10/01/2021
3128PE-4P-0	FHLMC Pool J03530 MBS 6.000% 10/01/21		10/01/2021	Paydown		3,033	3,033	3,076	3,036	0	(3)	0	(3)	0	3,033	0	0	0	75	10/01/2021
3128PL-PR-7	FHLMC Pool J08532 MBS 5.500% 08/01/23		12/01/2021	Paydown		26,410	26,410	26,707	26,528	0	(118)	0	(118)	0	26,410	0	0	0	723	08/01/2023
3128PU-HF-5	FHLMC Pool J15146 MBS 4.500% 04/01/26		12/01/2021	Paydown		8,179	8,179	8,694	8,460	0	(281)	0	(281)	0	8,179	0	0	0	201	04/01/2026
3128PV-AA-2	FHLMC Pool J15427 MBS 4.500% 05/01/26		12/01/2021	Paydown		42,499	42,499	45,195	43,888	0	(1,389)	0	(1,389)	0	42,499	0	0	0	501	05/01/2026
3128PV-F3-9	FHLMC Pool J15586 MBS 4.500% 06/01/26		12/01/2021	Paydown		21,232	21,232	22,572	21,974	0	(743)	0	(743)	0	21,232	0	0	0	524	06/01/2026
312926-2P-2	FHLMC Pool A80782 MBS 6.000% 08/01/38		12/01/2021	Paydown		32,207	32,207	32,801	32,713	0	(506)	0	(506)	0	32,207	0	0	0	808	08/01/2038
31292L-YA-7	FHLMC Pool C04305 MBS 3.000% 11/01/42		12/01/2021	Paydown		74,046	74,046	77,216	77,051	0	(3,005)	0	(3,005)	0	74,046	0	0	0	1,057	11/01/2042
3131XY-WF-2	FHLMC Pool ZM5146 MBS 4.000% 12/01/47		12/01/2021	Paydown		240,388	240,388	258,867	258,631	0	(18,243)	0	(18,243)	0	240,388	0	0	0	4,531	12/01/2047
3132AE-EZ-5	FHLMC Pool ZT1952 MBS 4.000% 05/01/49		12/01/2021	Paydown		261,878	261,878	271,289	271,216	0	(9,337)	0	(9,337)	0	261,878	0	0	0	4,745	05/01/2049
3132AE-J8-0	FHLMC Pool ZT2087 MBS 4.000% 06/01/49		12/01/2021	Paydown		410,048	410,048	425,681	425,345	0	(15,297)	0	(15,297)	0	410,048	0	0	0	7,529	06/01/2049
3132DM-BC-8	FHLMC Pool SD0035 MBS 3.000% 04/01/47		12/01/2021	Paydown		520,295	520,295	529,319	529,171	0	(8,876)	0	(8,876)	0	520,295	0	0	0	6,866	04/01/2047
3132DV-3P-8	FHLMC Pool SD8006 MBS 4.000% 08/01/49		12/01/2021	Paydown		415,650	415,650	431,399	431,359	0	(15,710)	0	(15,710)	0	415,650	0	0	0	7,816	08/01/2049
3132GF-JS-7	FHLMC Pool Q02073 MBS 4.500% 07/01/41		12/01/2021	Paydown		490,268	490,268	530,638	528,442	0	(38,175)	0	(38,175)	0	490,268	0	0	0	9,564	07/01/2041
3132GV-JF-0	FHLMC Pool Q09862 MBS 3.500% 08/01/42		12/01/2021	Paydown		39,827	39,827	42,571	42,392	0	(2,565)	0	(2,565)	0	39,827	0	0	0	675	08/01/2042
3132HQ-DB-5	FHLMC Pool Q13698 MBS 3.000% 12/01/42		12/01/2021	Paydown		70,404	70,404	73,726	73,517	0	(3,113)	0	(3,113)	0	70,404	0	0	0	744	12/01/2042
3132HQ-MA-1	FHLMC Pool Q13979 MBS 3.000% 12/01/42		12/01/2021	Paydown		185,617	185,617	194,318	193,413	0	(7,796)	0	(7,796)	0	185,617	0	0	0	1,667	12/01/2042
3132JA-PW-9	FHLMC Pool Q19036 MBS 3.500% 06/01/43		12/01/2021	Paydown		85,474	85,474	88,599	88,454	0	(2,980)	0	(2,980)	0	85,474	0	0	0	1,750	06/01/2043
3132LE-ST-9	FHLMC Pool V81430 MBS 4.000% 11/01/44		12/01/2021	Paydown		347,555	347,555	360,805	360,395	0	(12,841)	0	(12,841)	0	347,555	0	0	0	6,589	11/01/2044
3132MA-VC-2	FHLMC Pool Q29911 MBS 3.500% 11/01/44		12/01/2021	Paydown		173,063	173,063	182,095	181,669	0	(8,606)	0	(8,606)	0	173,063	0	0	0	2,834	11/01/2044
3132QL-BR-3	FHLMC Pool Q30047 MBS 3.500% 11/01/44		12/01/2021	Paydown		124,195	124,195	128,581	128,376	0	(4,181)	0	(4,181)	0	124,195	0	0	0	1,190	11/01/2044
3132QM-F6-3	FHLMC Pool Q31769 MBS 4.000% 03/01/45		12/01/2021	Paydown		117,990	117,990	125,420	124,986	0	(6,996)	0	(6,996)	0	117,990	0	0	0	1,374	03/01/2045
3132QN-XX-2	FHLMC Pool Q32493 MBS 4.000% 04/01/45		12/01/2021	Paydown		7,459	7,459	7,923	7,896	0	(437)	0	(437)	0	7,459	0	0	0	166	04/01/2045
3132RH-SN-1	FHLMC Pool Q44452 MBS 3.000% 11/01/46		12/01/2021	Paydown		378,537	378,537	376,733	376,753	0	1,784	0	1,784	0	378,537	0	0	0	5,207	11/01/2046
3132XU-SH-9	FHLMC Pool Q52319 MBS 3.500% 11/01/47		12/01/2021	Paydown		583,288	583,288	584,496	584,484	0	(1,196)	0	(1,196)	0	583,288	0	0	0	9,146	11/01/2047
3132Y1-VY-4	FHLMC Pool Q57923 MBS 4.000% 08/01/48		12/01/2021	Paydown		410,154	410,154	421,674	421,348	0	(11,194)	0	(11,194)	0	410,154	0	0	0	7	

ANNUAL STATEMENT FOR THE YEAR 2021 OF THE UnitedHealthcare Plan of the River Valley, Inc.

SCHEDULE D - PART 4

Showing All Long-Term Bonds and Stocks SOLD, REDEEMED or Otherwise DISPOSED OF During Current Year

1	2	3	4	5	6	7	8	9	10	Change In Book/Adjusted Carrying Value					16	17	18	19	20	21
										11	12	13	14	15						
CUSIP Identification	Description	Foreign	Disposal Date	Name of Purchaser	Number of Shares of Stock	Consideration	Par Value	Actual Cost	Prior Year Book/ Adjusted Carrying Value	Unrealized Valuation Increase/ Decrease	Current Year's (Amortization)/ Accretion	Current Year's Other-Than-Temporary Impairment Recognized	Total Change in Book/ Adjusted Carrying Value (11+12-13)	Total Foreign Exchange Change in Book/ Adjusted Carrying Value	Book/ Adjusted Carrying Value at Disposal Date	Foreign Exchange Gain (Loss) on Disposal	Realized Gain (Loss) on Disposal	Total Gain (Loss) on Disposal	Bond Interest/ Stock Dividends Received During Year	Stated Contractual Maturity Date
3138A2-BQ-1	FNMA Pool AH0946 MBS	4.000%	12/01/40			37,555	37,555	39,474	39,301	0	(1,746)	0	(1,746)	0	37,555	0	0	0	693	12/01/2040
3138AP-DP-0	FNMA Pool A19109 MBS	4.000%	05/01/42			172,782	172,782	186,470	185,739	0	(12,957)	0	(12,957)	0	172,782	0	0	0	4,122	05/01/2042
3138AT-CX-6	FNMA Pool AJ1885 MBS	3.000%	03/01/42			256	256	271	271	0	(14)	0	(14)	0	256	0	0	0	4	03/01/2042
3138AW-EN-9	FNMA Pool AJ4640 MBS	4.000%	10/01/41			38,145	38,145	40,261	40,135	0	(1,989)	0	(1,989)	0	38,145	0	0	0	805	10/01/2041
3138E9-YH-7	FNMA Pool AK5211 MBS	3.000%	04/01/27			209,601	209,601	220,442	217,705	0	(8,103)	0	(8,103)	0	209,601	0	0	0	2,967	04/01/2027
3138EE-7J-2	FNMA Pool AK9896 MBS	3.500%	07/01/42			189,598	189,598	202,307	200,845	0	(11,246)	0	(11,246)	0	189,598	0	0	0	4,814	07/01/2042
3138EN-LE-7	FNMA Pool AL5724 MBS	4.500%	10/01/44			195,885	195,885	212,447	212,447	0	(16,562)	0	(16,562)	0	195,885	0	0	0	5,025	10/01/2044
3138EN-QA-0	FNMA Pool A15848 MBS	4.000%	09/01/44			294,826	294,826	302,635	302,323	0	(7,497)	0	(7,497)	0	294,826	0	0	0	6,053	09/01/2044
3138EP-YR-9	FNMA Pool AL7019 MBS	3.500%	11/01/42			225,543	225,543	230,054	229,859	0	(4,316)	0	(4,316)	0	225,543	0	0	0	3,664	11/01/2042
3138EQ-K8-4	FNMA Pool AL7518 MBS	3.500%	10/01/45			158,772	158,772	169,390	168,781	0	(10,009)	0	(10,009)	0	158,772	0	0	0	2,756	10/01/2045
3138ER-FX-3	FNMA Pool AL9181 MBS	3.000%	10/01/46			412,925	412,925	427,829	427,197	0	(14,272)	0	(14,272)	0	412,925	0	0	0	6,584	10/01/2046
3138MA-E3-2	FNMA Pool AP1053 MBS	3.500%	07/01/42			213,882	213,882	228,253	227,240	0	(13,358)	0	(13,358)	0	213,882	0	0	0	3,093	07/01/2042
3138MA-TC-6	FNMA Pool AP1446 MBS	3.500%	08/01/42			15,919	15,919	17,030	16,930	0	(1,011)	0	(1,011)	0	15,919	0	0	0	300	08/01/2042
3138M7-6J-9	FNMA Pool AP4472 MBS	3.500%	08/01/42			9,269	9,269	9,889	9,820	0	(550)	0	(550)	0	9,269	0	0	0	193	08/01/2042
3138M9-3C-3	FNMA Pool AP6194 MBS	3.500%	08/01/42			23,471	23,471	25,173	25,084	0	(1,613)	0	(1,613)	0	23,471	0	0	0	323	08/01/2042
3138M9-VP-3	FNMA Pool AP6201 MBS	3.000%	04/01/43			553,516	553,516	567,181	566,549	0	(13,033)	0	(13,033)	0	553,516	0	0	0	7,208	04/01/2043
3138MK-VC-7	FNMA Pool A04210 MBS	3.000%	11/01/42			337,051	337,051	355,062	353,725	0	(16,674)	0	(16,674)	0	337,051	0	0	0	4,295	11/01/2042
3138MS-AA-1	FNMA Pool A09262 MBS	3.000%	12/01/42			79,722	79,722	83,845	83,408	0	(3,686)	0	(3,686)	0	79,722	0	0	0	615	12/01/2042
3138MW-XS-3	FNMA Pool A06688 MBS	3.000%	12/01/42			51,425	51,425	53,988	53,879	0	(2,453)	0	(2,453)	0	51,425	0	0	0	943	12/01/2042
3138WC-F3-2	FNMA Pool AS2885 MBS	3.500%	07/01/44			255,175	255,175	261,555	261,268	0	(6,093)	0	(6,093)	0	255,175	0	0	0	3,751	07/01/2044
3138WJ-NA-5	FNMA Pool AS5778 MBS	3.500%	09/01/45			233,385	233,385	236,813	236,688	0	(3,304)	0	(3,304)	0	233,385	0	0	0	3,780	09/01/2045
3138WJ-YP-3	FNMA Pool AS7017 MBS	3.500%	04/01/46			233,688	233,688	246,614	245,982	0	(12,294)	0	(12,294)	0	233,688	0	0	0	4,200	04/01/2046
3138XK-3E-3	FNMA Pool AS9796 MBS	3.500%	06/01/47			314,389	314,389	313,062	313,080	0	1,308	0	1,308	0	314,389	0	0	0	5,021	06/01/2047
3138XK-XE-0	FNMA Pool AS9676 MBS	4.000%	05/01/47			301,992	301,992	317,988	317,897	0	(15,906)	0	(15,906)	0	301,992	0	0	0	5,844	05/01/2047
3138X9-WS-4	FNMA Pool AU9656 MBS	4.500%	09/01/43			92,848	92,848	100,711	100,412	0	(7,565)	0	(7,565)	0	92,848	0	0	0	1,785	09/01/2043
3138XE-TZ-1	FNMA Pool AV3267 MBS	5.000%	12/01/43			204,162	204,162	228,757	227,939	0	(23,777)	0	(23,777)	0	204,162	0	0	0	9,952	12/01/2043
3138Y7-D9-0	FNMA Pool AX5527 MBS	3.500%	06/01/46			140,291	140,291	149,344	149,115	0	(8,825)	0	(8,825)	0	140,291	0	0	0	1,907	06/01/2046
3138YA-FD-2	FNMA Pool AX8263 MBS	4.000%	12/01/44			170,485	170,485	181,567	181,017	0	(10,532)	0	(10,532)	0	170,485	0	0	0	3,409	12/01/2044
3138YB-DG-5	FNMA Pool AX9102 MBS	4.500%	11/01/44			283,736	283,736	308,918	307,278	0	(23,541)	0	(23,541)	0	283,736	0	0	0	6,527	11/01/2044
3138YH-MS-3	FNMA Pool AY8468 MBS	4.000%	08/01/45			413,830	413,830	441,505	439,910	0	(26,080)	0	(26,080)	0	413,830	0	0	0	8,729	08/01/2045
3140E0-60-3	FNMA Pool AZ8078 MBS	3.500%	08/01/45			39,584	39,584	41,142	41,065	0	(1,482)	0	(1,482)	0	39,584	0	0	0	9,000	08/01/2045
3140EW-AM-7	FNMA Pool BC1811 MBS	3.000%	04/01/46			186,502	186,502	193,525	193,329	0	(6,828)	0	(6,828)	0	186,502	0	0	0	3,179	04/01/2046
3140FO-US-1	FNMA Pool BC5092 MBS	3.500%	11/01/43			148,912	148,912	158,551	158,274	0	(9,362)	0	(9,362)	0	148,912	0	0	0	1,878	11/01/2043
3140F1-YH-9	FNMA Pool BC6111 MBS	3.500%	06/01/46			203,663	203,663	218,714	218,248	0	(14,585)	0	(14,585)	0	203,663	0	0	0	3,992	06/01/2046
3140F5-DT-7	FNMA Pool BC9113 MBS	3.500%	05/01/46			34,356	34,356	36,783	36,699	0	(2,342)	0	(2,342)	0	34,356	0	0	0	221	05/01/2046
3140F9-RX-5	FNMA Pool BD2301 MBS	3.000%	06/01/46			372,812	372,812	388,715	387,983	0	(15,170)	0	(15,170)	0	372,812	0	0	0	5,062	06/01/2046
3140FX-D8-2	FNMA Pool BF0126 MBS	3.500%	07/01/56	Merrill Lynch		1,236,123	1,144,062	1,150,542	1,150,390	0	98	0	98	0	1,150,488	0	85,635	85,635	25,026	07/01/2056
3140FX-D8-2	FNMA Pool BF0126 MBS	3.500%	07/01/56			188,076	188,076	189,141	189,116	0	(1,040)	0	(1,040)	0	188,076	0	0	0	2,255	07/01/2056
3140FX-GC-0	FNMA Pool BF0194 MBS	4.500%	07/01/40	CitiGroup		722,633	652,490	709,685	707,945	0	1,065	0	1,065	0	709,009	0	13,624	13,624	18,351	07/01/2040
3140FX-GC-0	FNMA Pool BF0194 MBS	4.500%	07/01/40			159,864	159,864	173,877	173,451	0	(13,587)	0	(13,587)	0	159,864	0	0	0	2,257	07/01/2040
3140GP-4K-1	FNMA Pool BH1725 MBS	4.000%	06/01/47			52,183	52,183	55,119	55,025	0	(2,842)	0	(2,842)	0	52,183	0	0	0	601	06/01/2047
3140J6-GP-6	FNMA Pool BM2005 MBS	4.000%	12/01/47			298,822	298,822	308,791	308,491	0	(9,669)	0	(9,669)	0	298,822	0	0	0	5,489	12/01/2047
3140J8-HR-1	FNMA Pool BM3967 MBS	4.000%	11/01/46			271,975	271,975	292,310	291,946	0	(19,970)	0	(19,970)	0	271,975	0	0	0	5,140	11/01/2046
3140J8-VQ-3	FNMA Pool BM4222 MBS	3.000%	01/01/44			751,812	751,812	773,955	773,534	0	(21,722)	0	(21,722)	0	751,812	0	0	0	10,388	01/01/2044
3140J9-QR-5	FNMA Pool BM4963 MBS	3.000%	05/01/48			216,527	216,527	221,754	221,653	0	(5,126)	0	(5,126)	0	216,527	0	0	0	3,121	05/01/2048
3140J9-SN-2	FNMA Pool BM5024 MBS	3.000%	11/01/48			377,591	377,591	386,470	386,283	0	(8,692)	0	(8,692)	0	377,591	0	0	0	5,011	11/01/2048
3140J9-UB-2	FNMA Pool BM5106 MBS	4.500%	12/01/48			507,956	507,956	546,093	545,543	0	(37,587)	0	(37,587)	0	507,956	0	0	0	12,047	12/01/2048
3140JA-EM-6	FNMA Pool BM5539 MBS	5.000%	01/01/49			579,982	579,982	637,346	636,219	0	(56,237)	0	(56,237)	0	579,982	0	0	0	15,066	01/01/2049
3140JA-FG-8	FNMA Pool BM5566 MBS	4.500%	02/01/49			322,853	322,853	339,853	339,560	0	(16,707)	0	(16,707)	0	322,853	0	0	0	8,451	02/01/2049
3140JA-ND-6	FNMA Pool BM5787 MBS	4.000%	08/01/47			278,248	278,248	287,204	287,006	0	(8,758)	0	(8,758)	0	278,248	0	0	0	5,499	08/01/2047
3140JA-PG-7	FNMA Pool BM5822 MBS	3.000%	11/01/48			397,511	397,511	401,424	401,342	0	(3,831)	0	(3,831)	0	397,511	0	0	0		

ANNUAL STATEMENT FOR THE YEAR 2021 OF THE UnitedHealthcare Plan of the River Valley, Inc.

SCHEDULE D - PART 4

Showing All Long-Term Bonds and Stocks SOLD, REDEEMED or Otherwise DISPOSED OF During Current Year

1	2	3	4	5	6	7	8	9	10	Change In Book/Adjusted Carrying Value					16	17	18	19	20	21
										11	12	13	14	15						
CUSIP Identification	Description	Foreign	Disposal Date	Name of Purchaser	Number of Shares of Stock	Consideration	Par Value	Actual Cost	Prior Year Book/ Adjusted Carrying Value	Unrealized Valuation Increase/ Decrease	Current Year's (Amortization)/ Accretion	Current Year's Other-Than-Temporary Impairment Recognized	Total Change in Book/ Adjusted Carrying Value (11+12-13)	Total Foreign Exchange Change in Book/ Adjusted Carrying Value	Book/ Adjusted Carrying Value at Disposal Date	Foreign Exchange Gain (Loss) on Disposal	Realized Gain (Loss) on Disposal	Total Gain (Loss) on Disposal	Bond Interest/ Stock Dividends Received During Year	Stated Contractual Maturity Date
31400F-5F-2	FNMA Pool CA8045 MBS 2.500% 12/01/50		12/01/2021	Paydown		489,039	489,039	517,236	517,183	0	(28,144)	0	(28,144)	0	489,039	0	0	0	8,035	12/01/2050
31400F-A3-3	FNMA Pool CA7225 MBS 2.000% 10/01/50		12/01/2021	Paydown		252,673	252,673	262,385	262,289	0	(9,616)	0	(9,616)	0	252,673	0	0	0	2,979	10/01/2050
31400F-S2-6	FNMA Pool CA7725 MBS 2.500% 11/01/50		12/01/2021	Paydown		687,882	687,882	726,683	726,521	0	(38,639)	0	(38,639)	0	687,882	0	0	0	10,982	11/01/2050
31400F-S4-2	FNMA Pool CA7738 MBS 2.500% 11/01/50		12/01/2021	Paydown		611,818	611,818	646,042	645,973	0	(34,155)	0	(34,155)	0	611,818	0	0	0	10,927	11/01/2050
31400G-AU-1	FNMA Pool CA8118 MBS 2.000% 12/01/50		12/01/2021	Paydown		327,186	327,186	340,069	340,036	0	(12,850)	0	(12,850)	0	327,186	0	0	0	4,239	12/01/2050
3140X4-DF-0	FNMA Pool FM1001 MBS 3.500% 11/01/48		12/01/2021	Paydown		482,973	482,973	497,085	496,864	0	(13,891)	0	(13,891)	0	482,973	0	0	0	7,266	11/01/2048
3140X4-DQ-6	FNMA Pool FM1010 MBS 3.500% 07/01/48		12/01/2021	Paydown		508,909	508,909	526,562	526,189	0	(17,280)	0	(17,280)	0	508,909	0	0	0	7,954	07/01/2048
3140X4-PB-6	FNMA Pool FM1317 MBS 4.000% 10/01/48		12/01/2021	Paydown		650,487	650,487	687,992	687,315	0	(36,828)	0	(36,828)	0	650,487	0	0	0	12,428	10/01/2048
3140X4-TQ-9	FNMA Pool FM1458 MBS 4.500% 04/01/49		12/01/2021	Paydown		754,470	754,470	794,905	794,270	0	(39,800)	0	(39,800)	0	754,470	0	0	0	17,049	04/01/2049
3140X6-JH-5	FNMA Pool FM2963 MBS 3.000% 02/01/50		12/01/2021	Paydown		771,267	771,267	817,423	816,920	0	(45,653)	0	(45,653)	0	771,267	0	0	0	11,649	02/01/2050
31410X-VR-4	FNMA Pool 900724 MBS 5.500% 08/01/21		08/01/2021	Paydown		822	822	822	820	0	3	0	3	0	822	0	0	0	14	08/01/2021
31412V-AG-3	FNMA Pool 935707 MBS 5.000% 11/01/24		12/01/2021	Paydown		26,153	26,153	27,857	26,816	0	(663)	0	(663)	0	26,153	0	0	0	673	11/01/2024
31414F-K9-1	FNMA Pool 964820 MBS 5.000% 08/01/23		12/01/2021	Paydown		14,806	14,806	14,944	14,812	0	(6)	0	(6)	0	14,806	0	0	0	389	08/01/2023
31416T-S2-7	FNMA Pool AA9784 MBS 5.000% 07/01/24		12/01/2021	Paydown		76,053	76,053	78,976	76,975	0	(922)	0	(922)	0	76,053	0	0	0	1,828	07/01/2024
31416V-Y6-5	FNMA Pool AB0732 MBS 4.000% 06/01/39		12/01/2021	Paydown		146,513	146,513	155,716	155,382	0	(8,869)	0	(8,869)	0	146,513	0	0	0	1,577	06/01/2039
31417A-QE-2	FNMA Pool AB4052 MBS 4.000% 12/01/41		12/01/2021	Paydown		213,095	213,095	227,179	226,559	0	(13,464)	0	(13,464)	0	213,095	0	0	0	4,236	12/01/2041
31417G-TY-2	FNMA Pool AB9566 MBS 3.000% 06/01/43		12/01/2021	Paydown		501,194	501,194	513,567	513,004	0	(11,810)	0	(11,810)	0	501,194	0	0	0	6,292	06/01/2043
31418B-6G-6	FNMA Pool MA2670 MBS 3.000% 07/01/46		12/01/2021	Paydown		250,012	250,012	249,973	249,969	0	44	0	44	0	250,012	0	0	0	3,387	07/01/2046
31418C-Y2-7	FNMA Pool MA3332 MBS 3.500% 04/01/48		12/01/2021	Paydown		543,098	543,098	543,034	542,971	0	127	0	127	0	543,098	0	0	0	8,312	04/01/2048
31418C-ZJ-6	FNMA Pool MA3444 MBS 4.500% 08/01/48		12/01/2021	Paydown		404,503	404,503	420,019	419,705	0	(15,202)	0	(15,202)	0	404,503	0	0	0	8,608	08/01/2048
31418D-CB-6	FNMA Pool MA3665 MBS 4.500% 05/01/49		12/01/2021	Paydown		337,007	337,007	352,462	352,291	0	(15,284)	0	(15,284)	0	337,007	0	0	0	7,099	05/01/2049
35563P-JF-7	FHLMC SCRT-2019-1 MA RMBS 3.500% 07/25/58		12/01/2021	Paydown		334,796	334,796	336,717	335,969	0	(1,173)	0	(1,173)	0	334,796	0	0	0	6,457	07/25/2058
35563P-JK-6	FHLMC 2019-1 M55D RMBS 4.000% 07/25/58		12/01/2021	Paydown		329,521	329,521	337,505	336,668	0	(7,147)	0	(7,147)	0	329,521	0	0	0	7,582	07/25/2058
407288-ZC-6	HAMILTON CNTY OH Rev Bond Non Call 5.000% 12/01/21		12/01/2021	Maturity		1,100,000	1,100,000	1,348,655	1,133,922	0	(33,922)	0	(33,922)	0	1,100,000	0	0	0	55,000	12/01/2021
59261A-DE-4	MET TRANSPRTN AU Rev Bond Non Call 5.000% 11/15/21		11/15/2021	Maturity		1,730,000	1,730,000	2,090,342	1,786,403	0	(56,403)	0	(56,403)	0	1,730,000	0	0	0	86,500	11/15/2021
3199999	Subtotal - Bonds - U.S. Special Revenues					42,082,161	41,919,957	44,393,820	43,439,858	0	(1,456,954)	0	(1,456,954)	0	41,982,902	0	99,259	99,259	840,171	XXX
00138C-AH-1	AIG GLOBAL FUND1 Corp Note Non Call Prv Plc 0.607% 06/25/21		06/25/2021	Maturity		196,000	196,000	196,000	196,000	0	0	0	0	0	196,000	0	0	0	664	06/25/2021
00206R-MF-6	AT&T INC Corp Note Call MW Prv Plc 2.550% 12/01/33		09/03/2021	Tax Free Exchange		776,236	774,000	776,358	776,347	0	(111)	0	(111)	0	776,236	0	0	0	14,912	12/01/2033
015271-AM-1	ALEXANDRIA REAL Corp Note Call MW 4.000% 01/15/24		03/12/2021	Call	109.9720	1,099,720	1,000,000	999,330	999,633	0	22	0	22	0	999,655	0	345	345	126,053	01/15/2024
02007R-AC-3	ALLY Auto Receiv ALLYA 2019-3 A3 ABS 1.930% 05/15/24		12/15/2021	Paydown		984,844	984,844	984,816	984,820	0	24	0	24	0	984,844	0	0	0	12,554	05/15/2024
025816-CB-3	AMERICAN EXPRESS Corp Note Call 3.000% 02/22/21		02/10/2021	Call	100.0000	700,000	700,000	699,300	699,949	0	39	0	39	0	699,988	0	12	12	9,800	02/22/2021
03065D-AF-4	AmeriCredit Auto AMCAR 2016-3 C ABS 2.240% 04/08/22		01/08/2021	Paydown		134,423	134,423	134,412	134,423	0	0	0	0	0	134,423	0	0	0	251	04/08/2022
032654-AL-9	ANALOG DEVICES Corp Note MW Call 2.500% 12/05/21		10/20/2021	Call	100.0980	113,111	113,000	115,459	115,066	0	(1,959)	0	(1,959)	0	113,107	0	(107)	(107)	2,583	12/05/2021
05565E-AV-7	BMW US CAP LLC Corp Note Non Call Prv Plc 0.598% 04/12/21		04/12/2021	Maturity		376,000	376,000	376,000	376,000	0	0	0	0	0	376,000	0	0	0	1,196	04/12/2021
05565E-BD-6	BMW US CAP LLC Corp Note Non Call Prv Plc 0.621% 08/13/21		08/13/2021	Maturity		428,000	428,000	428,000	428,000	0	0	0	0	0	428,000	0	0	0	2,241	08/13/2021
05586V-AC-6	BMW Vehicle Leas BMWLT 2019-1 A3 ABS 2.840% 11/22/21		04/20/2021	Paydown		973,073	973,073	972,929	972,962	0	111	0	111	0	973,073	0	0	0	5,386	11/22/2021
05588C-AC-6	BMW Vehicle Owne BMWOT 20109-A A3 ABS 1.920% 01/25/24		12/25/2021	Paydown		1,190,315	1,190,315	1,190,155	1,190,231	0	84	0	84	0	1,190,315	0	0	0	14,122	01/25/2024
06051G-FZ-7	BANK OF AMER CRP Corp Note Call MW 2.503% 10/21/22		10/21/2021	Call	100.0000	400,000	400,000	408,528	406,843	0	(6,843)	0	(6,843)	0	400,000	0	0	0	10,012	10/21/2022
06051G-HH-5	BANK OF AMER CRP Corp Note Call 3.499% 05/17/22		05/17/2021	Call	100.0000	1,939,000	1,939,000	1,945,309	1,944,682	0	(5,682)	0	(5,682)	0	1,939,000	0	0	0	33,923	05/17/2022
07330N-AQ-8	BRANCH BKG & TR Corp Note Call 2.625% 01/15/22		12/15/2021	Call	100.0000	1,020,000	1,020,000	1,045,531	1,042,825	0	(22,625)	0	(22,625)	0	1,020,000	0	0	0	37,931	01/15/2022

ANNUAL STATEMENT FOR THE YEAR 2021 OF THE UnitedHealthcare Plan of the River Valley, Inc.

SCHEDULE D - PART 4

Showing All Long-Term Bonds and Stocks SOLD, REDEEMED or Otherwise DISPOSED OF During Current Year

1	2	3	4	5	6	7	8	9	10	Change In Book/Adjusted Carrying Value					16	17	18	19	20	21
										11	12	13	14	15						
CUSIP Identification	Description	Foreign	Disposal Date	Name of Purchaser	Number of Shares of Stock	Consideration	Par Value	Actual Cost	Prior Year Book/ Adjusted Carrying Value	Unrealized Valuation Increase/ Decrease	Current Year's (Amortization)/ Accretion	Current Year's Other-Than-Temporary Impairment Recognized	Total Change in Book/ Adjusted Carrying Value (11+12-13)	Total Foreign Exchange Change in Book/ Adjusted Carrying Value	Book/ Adjusted Carrying Value at Disposal Date	Foreign Exchange Gain (Loss) on Disposal	Realized Gain (Loss) on Disposal	Total Gain (Loss) on Disposal	Bond Interest/ Stock Dividends Received During Year	Stated Contractual Maturity Date
12433Y-AA-5	BX Trust BX 2020-VKG A CMBS Prv Plc 1.040% 10/15/37		10/15/2021	Paydown		364,023	364,023	364,023	364,023	0	0	0	0	0	364,023	0	0	0	3,186	10/15/2037
12510F-AB-0	CGG Receivables CCG 2019-2 A2 ABS Prv Plc 2.110% 03/15/27		12/14/2021	Paydown		1,296,245	1,296,245	1,296,114	1,296,168	0	77	0	77	0	1,296,245	0	0	0	14,314	03/15/2027
12597P-AC-2	CNH Equipment Tr CNH 2020-A A3 ABS 06/16/25		12/15/2021	Paydown		43,653	43,653	43,645	43,647	0	6	0	6	0	43,653	0	0	0	506	06/16/2025
126650-CV-0	CVS HEALTH CORP Corp Note Call MW 03/09/23		12/28/2021	Call	103.4300	1,629,023	1,575,000	1,626,361	1,606,254	0	(14,478)	0	(14,478)	0	1,591,776	0	(16,776)	(16,776)	129,942	03/09/2023
14314R-AC-6	CarMax Auto Owne CARMX 2017-4 A3 ABS 2.110% 10/17/22		06/15/2021	Paydown		562,013	562,013	553,495	561,143	0	870	0	870	0	562,013	0	0	0	3,045	10/17/2022
14315F-AD-9	CarMax Auto Owne CARMX 2020-3 A3 ABS 0.620% 03/17/25		05/11/2021	MUFG Securities		2,814,109	2,800,000	2,799,520	2,799,600	0	66	0	66	0	2,799,666	0	14,443	14,443	7,040	03/17/2025
144141-DA-3	DUKE ENERGY PROG Corp Note Call MW 09/15/21		09/15/2021	Maturity		96,000	96,000	97,873	96,498	0	(498)	0	(498)	0	96,000	0	0	0	2,880	09/15/2021
14912L-5F-4	CATERPILLAR FINL Corp Note Non Call 2.850% 06/01/22		05/11/2021	Morgan Stanley		1,901,874	1,850,000	1,862,013	1,855,524	0	(1,375)	0	(1,375)	0	1,854,149	0	47,725	47,725	23,433	06/01/2022
149130-2H-1	CATERPILLAR FINL Corp Note Non Call 0.414% 03/15/21		03/15/2021	Maturity		673,000	673,000	673,503	673,080	0	(80)	0	(80)	0	673,000	0	0	0	751	03/15/2021
149130-2P-3	CATERPILLAR FINL Corp Note Non Call 0.396% 09/07/21		09/07/2021	Maturity		95,000	95,000	95,000	95,000	0	0	0	0	0	95,000	0	0	0	330	09/07/2021
165183-BY-9	Chesapeake Fundi CFII 2019-1A A1 ABS Prv Plc 2.940% 04/15/31		12/15/2021	Paydown		773,477	773,477	773,362	773,421	0	57	0	57	0	773,477	0	0	0	13,020	04/15/2031
17325F-AR-9	CITIBANK NA Corp Note Call 07/23/21		06/23/2021	Call	100.0000	250,000	250,000	250,000	250,000	0	0	0	0	0	250,000	0	0	0	1,305	07/23/2021
17326F-AA-5	CITIGROUP COMMERCIAL 2017-C4 A1 CMBS 2.121% 10/12/50		03/01/2021	Paydown		0	0	0	0	0	0	0	0	0	0	0	0	0	2,629	10/12/2050
20605P-AM-3	CONCHO RES/MIDLA Corp Note Call MW 02/15/31		02/09/2021	Tax Free Exchange		1,164,413	1,175,000	1,164,014	1,164,315	0	99	0	99	0	1,164,413	0	0	0	14,100	02/15/2031
209111-FR-9	CON EDISON CO Corp Note Non Call 06/25/21		06/25/2021	Maturity		426,000	426,000	426,000	426,000	0	0	0	0	0	426,000	0	0	0	1,324	06/25/2021
24422E-UV-9	JOHN DEERE CAP Corp Note Non Call 06/07/21		06/07/2021	Maturity		243,000	243,000	242,835	242,964	0	36	0	36	0	243,000	0	0	0	2,795	06/07/2021
26442U-AJ-3	DUKE ENERGY PROG Corp Note Call 02/18/22		12/02/2021	Call	100.0000	68,000	68,000	68,000	68,000	0	0	0	0	0	68,000	0	0	0	252	02/18/2022
29373F-AB-0	Enterprise Fleet EFF 2018-2 A2 ABS Prv Plc 3.140% 02/20/24		08/20/2021	Paydown		963,730	963,730	963,584	963,644	0	86	0	86	0	963,730	0	0	0	10,010	02/20/2024
29374A-AB-0	Enterprise Fleet EFF 2019-1 A2 ABS Prv Plc 2.980% 10/22/24		12/20/2021	Paydown		847,532	847,532	847,525	847,503	0	29	0	29	0	847,532	0	0	0	14,126	10/22/2024
29374W-AB-2	Enterprise Fleet EFF 2019-3 A2 ABS Prv Plc 2.060% 05/20/25		05/12/2021	BNP Paribas Securities Corp		1,590,872	1,568,871	1,568,622	1,568,720	0	37	0	37	0	1,568,756	0	22,116	22,116	12,927	05/20/2025
29374W-AB-2	Enterprise Fleet EFF 2019-3 A2 ABS Prv Plc 2.060% 05/20/25		04/20/2021	Paydown		342,545	342,545	342,490	342,512	0	33	0	33	0	342,545	0	0	0	1,491	05/20/2025
29379V-BP-7	ENTERPRISE PRODU Corp Note MW 02/15/21		02/15/2021	Maturity		1,260,000	1,260,000	1,259,320	1,259,971	0	29	0	29	0	1,260,000	0	0	0	17,640	02/15/2021
31428X-BM-7	FEDEX CORP Corp Note Call MW 03/15/27		05/20/2021	Call	112.5093	900,074	800,000	796,784	797,953	0	114	0	114	0	798,067	0	1,933	1,933	118,041	03/15/2027
31680Y-AB-3	Fifth Third Auto FITAT 2019-1 A2A ABS 2.660% 05/16/22		01/15/2021	Paydown		23,219	23,219	23,218	23,219	0	0	0	0	0	23,219	0	0	0	51	05/16/2022
34528Q-FY-5	Ford Credit Floo FORDF 2018-1 A1 ABS 2.950% 05/15/23		05/15/2021	Paydown		2,330,000	2,330,000	2,317,440	2,327,909	0	2,091	0	2,091	0	2,330,000	0	0	0	28,640	05/15/2023
34528Q-GS-7	Ford Credit Floo FORDF 2019-1 A ABS 2.840% 03/15/24		05/12/2021	Pershing		1,788,623	1,750,000	1,749,749	1,749,894	0	32	0	32	0	1,749,926	0	38,697	38,697	20,570	03/15/2024
34530U-AA-9	Ford Credit Auto FORDR 2016-1 A ABS Prv Plc 2.310% 08/15/27		02/15/2021	Paydown		3,250,000	3,250,000	3,194,131	3,246,926	0	3,074	0	3,074	0	3,250,000	0	0	0	12,513	08/15/2027
34533F-AD-3	Ford Credit Auto FORDO 2019-A A3 ABS 2.780% 09/15/23		12/15/2021	Paydown		2,659,907	2,659,907	2,659,460	2,659,728	0	179	0	179	0	2,659,907	0	0	0	38,076	09/15/2023
361886-BK-9	General Motors GFORT 2018-2 A1 ABS Prv Plc 3.130% 03/15/23		03/15/2021	Paydown		2,390,000	2,390,000	2,389,968	2,389,996	0	4	0	4	0	2,390,000	0	0	0	18,702	03/15/2023

ANNUAL STATEMENT FOR THE YEAR 2021 OF THE UnitedHealthcare Plan of the River Valley, Inc.

SCHEDULE D - PART 4

Showing All Long-Term Bonds and Stocks SOLD, REDEEMED or Otherwise DISPOSED OF During Current Year

1	2	3	4	5	6	7	8	9	10	Change In Book/Adjusted Carrying Value					16	17	18	19	20	21
										11	12	13	14	15						
CUSIP Identification	Description	Foreign	Disposal Date	Name of Purchaser	Number of Shares of Stock	Consideration	Par Value	Actual Cost	Prior Year Book/ Adjusted Carrying Value	Unrealized Valuation Increase/ Decrease	Current Year's (Amortization)/ Accretion	Current Year's Other-Than-Temporary Impairment Recognized	Total Change in Book/ Adjusted Carrying Value (11+12-13)	Total Foreign Exchange Change in Book/ Adjusted Carrying Value	Book/ Adjusted Carrying Value at Disposal Date	Foreign Exchange Gain (Loss) on Disposal	Realized Gain (Loss) on Disposal	Total Gain (Loss) on Disposal	Bond Interest/ Stock Dividends Received During Year	Stated Contractual Maturity Date
36257A-AD-3	GMALT 2019-2 A4 GMALT 2019-2 A3 ABS 2.670% 03/21/22		06/20/2021	Paydown		1,392,257	1,392,257	1,392,209	1,392,182	0	.75	0	.75	0	1,392,257	0	0	0	10,296	03/21/2022
369550-BE-7	GENERAL DYNAMICS Corp Note MW 3.000% 05/11/21		05/11/2021	Maturity		291,000	291,000	294,894	291,744	0	(744)	0	(744)	0	291,000	0	0	0	4,365	05/11/2021
38141G-G0-1	GOLDMAN SACHS GP Corp Note Non Call 5.250% 07/27/21		07/27/2021	Maturity		1,200,000	1,200,000	1,364,760	1,215,820	0	(15,820)	0	(15,820)	0	1,200,000	0	0	0	63,000	07/27/2021
43813F-AC-7	Honda Auto Recei HAROT 2017-4 A3 ABS 2.050% 11/22/21		01/21/2021	Paydown		19,569	19,569	19,567	19,569	0	0	0	0	0	19,569	0	0	0	33	11/22/2021
43814U-AG-4	Honda Auto Recei HAROT 2018-2 A3 ABS 3.010% 05/18/22		08/18/2021	Paydown		916,983	916,983	916,963	916,963	0	.20	0	.20	0	916,983	0	0	0	9,156	05/18/2022
438516-CC-8	HONEYWELL INTL Corp Note Call MW 0.483% 08/19/22		08/19/2021	Call	100.0000	706,000	706,000	706,000	706,000	0	0	0	0	0	706,000	0	0	0	3,410	08/19/2022
458140-AW-0	INTEL CORP Corp Note Call MW 1.700% 05/19/21		05/04/2021	Call	100.0000	325,000	325,000	322,647	324,506	0	440	0	440	0	324,946	0	54	54	2,532	05/19/2021
46849L-SP-7	JACKSON NAT LIFE Corp Note Non Call Prv Plc 2.250% 04/29/21		04/29/2021	Maturity		293,000	293,000	289,698	292,459	0	541	0	541	0	293,000	0	0	0	3,296	04/29/2021
46849L-TE-1	JACKSON NAT LIFE Corp Note Non Call Prv Plc 3.300% 02/01/22		07/27/2021	US Bank		1,903,856	1,875,000	1,873,294	1,874,364	0	335	0	335	0	1,874,699	0	29,157	29,157	61,531	02/01/2022
49271V-AG-5	KEURIG DR PEPPER Corp Note Call MW 4.057% 05/25/23		03/16/2021	Call	107.7980	817,109	758,000	795,673	781,605	0	(2,029)	0	(2,029)	0	779,575	0	(21,575)	(21,575)	68,591	05/25/2023
49326E-ED-1	KEYCORP Corp Note Non Call 5.100% 03/24/21		03/24/2021	Maturity		169,000	169,000	176,044	169,811	0	(811)	0	(811)	0	169,000	0	0	0	4,310	03/24/2021
58770F-AC-6	Mercedes-Benz Au MBALT 2020-A A3 ABS 1.840% 12/15/22		12/15/2021	Paydown		1,343,300	1,343,300	1,343,123	1,343,209	0	.91	0	.91	0	1,343,300	0	0	0	20,026	12/15/2022
58772T-AC-4	Mercedes-Benz Au MBALT 2019-A A3 ABS 3.100% 11/15/21		04/15/2021	Paydown		1,030,712	1,030,712	1,030,682	1,030,710	0	.2	0	.2	0	1,030,712	0	0	0	7,032	11/15/2021
60700F-AC-7	MMAF Equipment F MMAF 2019-A A2 ABS Prv Plc 2.840% 01/10/22		04/10/2021	Paydown		897,168	897,168	897,047	897,137	0	.30	0	.30	0	897,168	0	0	0	4,543	01/10/2022
64952W-CZ-4	NEW YORK LIFE GL Corp Note Non Call PRV PLC 0.442% 08/06/21		08/06/2021	Maturity		192,000	192,000	192,000	192,000	0	0	0	0	0	192,000	0	0	0	758	08/06/2021
64952W-DE-0	NEW YORK LIFE GL Corp Note Non Call Prv Plc 0.499% 01/28/21		01/28/2021	Maturity		95,000	95,000	95,000	95,000	0	0	0	0	0	95,000	0	0	0	122	01/28/2021
65339K-AS-9	NEXTERA ENERGY Corp Note Non Call 2.403% 09/01/21		09/01/2021	Maturity		670,000	670,000	680,920	677,005	0	(7,005)	0	(7,005)	0	670,000	0	0	0	16,100	09/01/2021
65479N-AD-6	Nissan Auto Leas NALT 2020-A A3 ABS 1.840% 01/17/23		05/11/2021	DOMINION Securities		1,847,800	1,830,000	1,829,870	1,829,914	0	.18	0	.18	0	1,829,932	0	17,868	17,868	13,656	01/17/2023
69353R-FR-4	PNC BANK NA Corp Note Call 0.628% 12/09/22		12/09/2021	Call	100.0000	250,000	250,000	250,793	250,759	0	(759)	0	(759)	0	250,000	0	0	0	1,504	12/09/2022
713448-DX-3	PEPSICO INC Corp Note Call MW 2.000% 04/15/21		04/15/2021	Maturity		977,000	977,000	974,795	976,636	0	364	0	364	0	977,000	0	0	0	9,770	04/15/2021
737415-AL-3	POST APT HOMES Corp Note Call MW 25BP 3.375% 12/01/22		09/07/2021	Call	103.7078	933,370	900,000	899,748	899,949	0	.18	0	.18	0	899,967	0	.33	.33	56,658	12/01/2022
74153W-CH-0	PRICOA GLOB FUND Corp Note Non Call Prv Plc 2.200% 06/03/21		06/03/2021	Maturity		1,355,000	1,355,000	1,353,089	1,354,831	0	169	0	169	0	1,355,000	0	0	0	14,905	06/03/2021
74256L-AW-9	PRINCIPAL LFE II Corp Note Non Call Prv Plc 2.375% 11/21/21		11/21/2021	Maturity		1,260,000	1,260,000	1,260,382	1,262,623	0	(2,623)	0	(2,623)	0	1,260,000	0	0	0	29,925	11/21/2021
74256L-BE-8	PRINCIPAL LFE II Corp Note Non Call Prv Plc 0.518% 03/02/21		03/02/2021	Maturity		330,000	330,000	330,000	330,000	0	0	0	0	0	330,000	0	0	0	460	03/02/2021
74368C-AL-8	PROTECTIVE LIFE Corp Note Non Call Prv Plc 0.666% 06/28/21		06/28/2021	Maturity		350,000	350,000	350,000	350,000	0	0	0	0	0	350,000	0	0	0	1,305	06/28/2021
776743-AC-0	ROPER TECHNOLOGI Corp Note Call MW 2.800% 12/15/21		11/15/2021	Call	100.0000	283,000	283,000	291,034	288,660	0	(5,660)	0	(5,660)	0	283,000	0	0	0	7,264	12/15/2021
808513-AV-7	CHARLES SCHWAB Corp Note Call 0.469% 05/21/21		05/21/2021	Maturity		876,000	876,000	876,849	876,098	0	(98)	0	(98)	0	876,000	0	0	0	2,280	05/21/2021
86765B-AR-0	ENERGY TRANSFER Corp Note Call MW 4.400% 04/01/21		03/05/2021	Call	100.0000	500,000	500,000	527,355	500,849	0	(849)	0	(849)	0	500,000	0	0	0	9,411	04/01/2021
87264A-BA-2	T-MOBILE USA INC Corp Note Call MW Prv Plc 3.500% 04/15/25		05/25/2021	Tax Free Exchange		1,144,863	1,050,000	1,164,272	1,154,490	0	(9,627)	0	(9,627)	0	1,144,863	0	0	0	22,458	04/15/2025

ANNUAL STATEMENT FOR THE YEAR 2021 OF THE UnitedHealthcare Plan of the River Valley, Inc.

SCHEDULE D - PART 4

Showing All Long-Term Bonds and Stocks SOLD, REDEEMED or Otherwise DISPOSED OF During Current Year

1	2	3	4	5	6	7	8	9	10	Change In Book/Adjusted Carrying Value					16	17	18	19	20	21	
										11	12	13	14	15							
CUSIP Identification	Description	Foreign	Disposal Date	Name of Purchaser	Number of Shares of Stock	Consideration	Par Value	Actual Cost	Prior Year Book/ Adjusted Carrying Value	Unrealized Valuation Increase/ Decrease	Current Year's (Amortization)/ Accretion	Current Year's Other-Than-Temporary Impairment Recognized	Total Change in Book/ Adjusted Carrying Value (11+12-13)	Total Foreign Exchange Change in Book/ Adjusted Carrying Value	Book/ Adjusted Carrying Value at Disposal Date	Foreign Exchange Gain (Loss) on Disposal	Realized Gain (Loss) on Disposal	Total Gain (Loss) on Disposal	Bond Interest/ Stock Dividends Received During Year	Stated Contractual Maturity Date	
89236T-GS-8	TOYOTA MTR CRED Corp Note Non Call 0.246% 08/13/21		08/13/2021	Maturity		110,000	110,000	110,000	110,000	0	0	0	0	0	110,000	0	0	0	264	08/13/2021	
90331H-PJ-6	US BANK NA OHIO Corp Note Call 1.800% 01/21/22		05/12/2021	JP Morgan Chase		4,301,663	4,260,000	4,258,509	4,259,207	0	272	0	272	0	4,259,479	0	42,183	42,183	62,196	01/21/2022	
90331H-PJ-6	US BANK NA OHIO Corp Note Call 1.800% 01/21/22		12/21/2021	Call 100.0000		700,000	700,000	699,755	699,870	0	120	0	120	0	699,990	0	10	10	17,850	01/21/2022	
927804-FK-5	VIRGINIA EL&PIWR Corp Note Call MW 2.950% 01/15/22		11/22/2021	Call 100.0000		260,000	260,000	267,182	264,916	0	(4,916)	0	(4,916)	0	260,000	0	0	0	10,376	01/15/2022	
928668-AW-2	VOLKSWAGEN GRP Corp Note Non Call Prv Plc 0.989% 09/24/21		09/24/2021	Maturity		259,000	259,000	259,000	259,000	0	0	0	0	0	259,000	0	0	0	2,064	09/24/2021	
92868V-AC-3	Volkswagen Auto VWALT 2020-A A3 ABS 0.390% 01/22/24		05/12/2021	Toronto Dominion Sec		1,904,156	1,900,000	1,899,642	1,899,655	0	63	0	63	0	1,899,719	0	4,438	4,438	2,964	01/22/2024	
931142-EH-2	WALMART INC Corp Note Non Call 0.368% 06/23/21		06/23/2021	Maturity		492,000	492,000	492,000	492,000	0	0	0	0	0	492,000	0	0	0	1,121	06/23/2021	
949746-RS-2	WELLS FARGO CO Corp Note Non Call 2.500% 03/04/21		03/04/2021	Maturity		1,585,000	1,585,000	1,578,336	1,584,413	0	587	0	587	0	1,585,000	0	0	0	19,813	03/04/2021	
978656-CD-8	WISCONSIN ELECTR Corp Note Call MW 2.950% 09/15/21		06/16/2021	Call 100.0000		107,000	107,000	109,062	107,820	0	(820)	0	(820)	0	107,000	0	0	0	2,376	09/15/2021	
98162V-AD-1	World Omni Auto WORAT 2019-B A3 ABS 2.590% 07/15/24		12/15/2021	Paydown		1,761,178	1,761,178	1,761,137	1,761,136	0	42	0	42	0	1,761,178	0	0	0	24,933	07/15/2024	
68784X-AD-8	OSCAR US Funding OSCAR 2018-2A A3 ABS Prv Plc 3.390% 09/12/22	D	08/10/2021	Paydown		1,256,559	1,256,559	1,256,498	1,256,485	0	74	0	74	0	1,256,559	0	0	0	14,511	09/12/2022	
68784Y-AD-6	OSCAR US Funding OSCAR 2019-1A A3 ABS Prv Plc 3.180% 05/10/23	D	12/10/2021	Paydown		2,355,721	2,355,721	2,355,668	2,355,643	0	78	0	78	0	2,355,721	0	0	0	46,991	05/10/2023	
3899999	Subtotal - Bonds - Industrial and Miscellaneous (Unaffiliated)					78,538,318	77,886,317	78,265,673	78,106,231	0	(94,874)	0	(94,874)	0	78,011,355	0	180,556	180,556	1,439,423	XXX	
8399997	Total - Bonds - Part 4					150,626,938	148,466,274	151,369,629	150,148,821	0	(1,562,641)	0	(1,562,641)	0	148,586,175	0	1,694,355	1,694,355	3,029,706	XXX	
8399998	Total - Bonds - Part 5					6,633,900	6,628,464	6,857,622	0	0	(223,808)	0	(223,808)	0	6,633,815	0	(5,351)	(5,351)	79,518	XXX	
8399999	Total - Bonds					157,260,838	155,094,738	158,227,251	150,148,821	0	(1,786,449)	0	(1,786,449)	0	155,219,990	0	1,689,004	1,689,004	3,109,224	XXX	
8999997	Total - Preferred Stocks - Part 4					0	XXX	0	0	0	0	0	0	0	0	0	0	0	0	0	XXX
8999998	Total - Preferred Stocks - Part 5					0	XXX	0	0	0	0	0	0	0	0	0	0	0	0	0	XXX
8999999	Total - Preferred Stocks					0	XXX	0	0	0	0	0	0	0	0	0	0	0	0	0	XXX
9799997	Total - Common Stocks - Part 4					0	XXX	0	0	0	0	0	0	0	0	0	0	0	0	0	XXX
9799998	Total - Common Stocks - Part 5					0	XXX	0	0	0	0	0	0	0	0	0	0	0	0	0	XXX
9799999	Total - Common Stocks					0	XXX	0	0	0	0	0	0	0	0	0	0	0	0	0	XXX
9899999	Total - Preferred and Common Stocks					0	XXX	0	0	0	0	0	0	0	0	0	0	0	0	0	XXX
9999999	Totals					157,260,838	XXX	158,227,251	150,148,821	0	(1,786,449)	0	(1,786,449)	0	155,219,990	0	1,689,004	1,689,004	3,109,224	XXX	

E14.5

ANNUAL STATEMENT FOR THE YEAR 2021 OF THE UnitedHealthcare Plan of the River Valley, Inc.

SCHEDULE D - PART 5

Showing All Long-Term Bonds and Stocks ACQUIRED During Year and Fully DISPOSED OF During Current Year

1	2	3	4	5	6	7	8	9	10	11	Change in Book/Adjusted Carrying Value					17	18	19	20	21	
											12	13	14	15	16						
CUSIP Identification	Description	Foreign	Date Acquired	Name of Vendor	Disposal Date	Name of Purchaser	Par Value (Bonds) or Number of Shares (Stock)	Actual Cost	Consideration	Book/ Adjusted Carrying Value at Disposal	Unrealized Valuation Increase/ (Decrease)	Current Year's (Amortization)/ Accretion	Current Year's Other-Than-Temporary Impairment Recognized	Total Change in Book/ Adjusted Carrying Valu (12 + 13 - 14)	Total Foreign Exchange Change in Book/ Adjusted Carrying Value	Foreign Exchange Gain (Loss) on Disposal	Realized Gain (Loss) on Disposal	Total Gain (Loss) on Disposal	Interest and Dividends Received During Year	Paid for Accrued Interest and Dividends	
3132DV-7D-1	FHLMC Pool SD8092 MBS 3.000% 09/01/50		05/10/2021	Goldman Sachs	12/01/2021	Paydown	866,024	909,190	866,024	866,024	0	(43,166)	0	(43,166)	0	0	0	0	8,203	722	
3138WJ-JD-1	FNMA Pool AS8359 MBS 3.000% 11/01/46		06/04/2021	Morgan Stanley	12/01/2021	Paydown	211,670	223,395	211,670	211,670	0	(11,725)	0	(11,725)	0	0	0	0	1,821	106	
3140KE-HY-7	FNMA Pool BP6546 MBS 3.000% 08/01/50		06/04/2021	Robert Baird & Co	12/01/2021	Paydown	512,576	539,086	512,576	512,576	0	(26,510)	0	(26,510)	0	0	0	0	4,357	555	
3140QF-5E-5	FNMA Pool CA8044 MBS 2.500% 12/01/50		01/20/2021	Goldman Sachs	12/01/2021	Paydown	206,833	218,160	206,833	206,833	0	(11,327)	0	(11,327)	0	0	0	0	3,214	287	
3140QG-A9-8	FNMA Pool CA8131 MBS 2.500% 12/01/50		01/06/2021	Morgan Stanley	12/01/2021	Paydown	485,228	512,825	485,228	485,228	0	(27,597)	0	(27,597)	0	0	0	0	7,466	202	
3140QK-GB-8	FNMA Pool CB0193 MBS 3.000% 04/01/51		05/10/2021	JP Morgan Chase	12/01/2021	Paydown	258,872	274,930	258,872	258,872	0	(16,058)	0	(16,058)	0	0	0	0	2,899	216	
3140QK-NE-4	FNMA Pool CB0388 MBS 2.500% 05/01/51		05/13/2021	Nomura Securities	12/01/2021	Paydown	196,974	204,337	196,974	196,974	0	(7,363)	0	(7,363)	0	0	0	0	2,172	178	
3140X8-3G-0	FNMA Pool FH5298 MBS 3.500% 10/01/50		05/20/2021	Morgan Stanley	12/01/2021	Paydown	939,363	994,550	939,363	939,363	0	(55,188)	0	(55,188)	0	0	0	0	10,609	1,827	
31418D-2N-1	FNMA Pool MA4380 MBS 3.000% 07/01/51		06/04/2021	Morgan Stanley	12/01/2021	Paydown	160,130	168,343	160,130	160,130	0	(8,213)	0	(8,213)	0	0	0	0	1,667	80	
31418D-YB-2	FNMA Pool MA4305 MBS 2.000% 04/01/51		11/18/2021	Barclays Group Inc.	12/01/2021	Paydown	33,751	33,719	33,751	33,751	0	32	0	32	0	0	0	0	56	34	
3199999	Subtotal - Bonds - U.S. Special Revenues							3,871,421	4,078,535	3,871,421	3,871,421	0	(207,115)	0	(207,115)	0	0	0	0	42,464	4,207
10373Q-AJ-9	BP CAP MKTS AMER Corp Note MW 3.245% 05/06/22		03/24/2021	Barclays Group Inc.	07/13/2021	Call	102,4160	232,290	230,436	230,351	0	(1,939)	0	(1,939)	0	0	(5,351)	(5,351)	10,445	2,839	
29374E-AB-2	EFF 2021-1 A2 EFF 2021-1 A2 ABS Prv Plc 0.440% 12/21/26		02/17/2021	Mizuho Investor Sec Co	12/20/2021	Paydown	82,850	82,846	82,850	82,850	0	4	0	4	0	0	0	0	287	0	
48254C-AA-3	KKR Industrial P KIND 2021-KDIP A CMBS Prv Plc 0.660% 12/15/37		01/12/2021	Barclays Group Inc.	12/15/2021	Paydown	854,193	854,193	854,193	854,193	0	0	0	0	0	0	0	0	4,196	0	
69353R-FP-8	PNC BANK NA Corp Note Call 2.232% 07/22/22		03/24/2021	Millennium Advisors	07/22/2021	Call	100,0000	257,626	256,000	256,000	0	(1,626)	0	(1,626)	0	0	0	0	2,857	1,016	
69353R-FS-2	PNC BANK NA Corp Note Call 2.028% 12/09/22		03/22/2021	Market Axess	12/09/2021	Call	100,0000	546,647	540,000	540,000	0	(6,647)	0	(6,647)	0	0	0	0	10,951	3,194	
94988J-6A-0	WELLS FARGO BANK Corp Note Call 2.082% 09/09/22		03/24/2021	Wells Fargo	09/09/2021	Call	100,0000	805,485	799,000	799,000	0	(6,485)	0	(6,485)	0	0	0	0	8,318	632	
3899999	Subtotal - Bonds - Industrial and Miscellaneous (Unaffiliated)							2,757,043	2,779,087	2,762,479	2,762,394	0	(16,693)	0	(16,693)	0	0	(5,351)	(5,351)	37,054	7,681
8399998	Total - Bonds							6,628,464	6,857,622	6,633,900	6,633,815	0	(223,808)	0	(223,808)	0	0	(5,351)	(5,351)	79,518	11,888
8999998	Total - Preferred Stocks							0	0	0	0	0	0	0	0	0	0	0	0	0	0
9799998	Total - Common Stocks							0	0	0	0	0	0	0	0	0	0	0	0	0	0
9899999	Total - Preferred and Common Stocks							0	0	0	0	0	0	0	0	0	0	0	0	0	0
9999999	Totals							6,857,622	6,633,900	6,633,815	6,633,815	0	(223,808)	0	(223,808)	0	0	(5,351)	(5,351)	79,518	11,888

Schedule D-Part 6-Section 1-Valuation of Shares of Subsidiary, Controlled or Affiliated Companies

N O N E

Schedule D - Part 6 - Section 2

N O N E

ANNUAL STATEMENT FOR THE YEAR 2021 OF THE UnitedHealthcare Plan of the River Valley, Inc.

SCHEDULE DA - PART 1

Showing All SHORT-TERM INVESTMENTS Owned December 31 of Current Year

1	Codes		4	5	6	7	Change in Book/Adjusted Carrying Value				12	13	Interest					20	
	2	3					8	9	10	11			14	15	16	17	18		19
Description	Code	For- eign	Date Acquired	Name of Vendor	Maturity Date	Book/ Adjusted Carrying Value	Unrealized Valuation Increase/ (Decrease)	Current Year's (Amor- tization)/ Accretion	Current Year's Other- Than- Temporary Impairment Recognized	Total Foreign Exchange Change in Book/ Adjusted Carrying Value	Par Value	Actual Cost	Amount Due and Accrued Dec. 31 of Current Year on Bond Not in Default	Non- Admitted Due and Accrued	Rate of	Effective Rate of	When Paid	Amount Received During Year	Paid for Accrued Interest
US Treasury Note			12/23/2021	Goldman Sachs	09/30/2022	1,719,105	0	(352)	0	0	1,700,000	1,719,457	7,601	0	1.750	0.238	MS	0	7,192
US Treasury Note			11/17/2021	Deutsche Bank	11/15/2022	810,036	0	(1,401)	0	0	800,000	811,438	1,688	0	1.625	0.181	MN	0	108
US Treasury Note			12/21/2021	Deutsche Bank	06/30/2022	807,763	0	(425)	0	0	800,000	808,188	47	0	2.125	0.172	JD	8,500	8,084
US Treasury Note			06/30/2021	Harris Nesbitt Corp	05/31/2022	1,711,657	0	(14,307)	0	0	1,700,000	1,725,965	2,615	0	1.750	0.085	MS	14,875	2,439
US Treasury Note			12/22/2021	Jefferies and Company	09/30/2022	799,365	0	21	0	0	800,000	799,344	255	0	0.125	0.232	JN	0	231
US Treasury Note			12/07/2021	HSBC Securities Inc	11/30/2022	1,297,348	0	192	0	0	1,300,000	1,297,156	143	0	0.125	0.349	MN	0	36
0199999. Subtotal - Bonds - U.S. Governments - Issuer Obligations						7,145,274	0	(16,272)	0	0	7,100,000	7,161,548	12,349	0	XXX	XXX	XXX	23,375	18,090
0599999. Total - U.S. Government Bonds						7,145,274	0	(16,272)	0	0	7,100,000	7,161,548	12,349	0	XXX	XXX	XXX	23,375	18,090
1099999. Total - All Other Government Bonds						0	0	0	0	0	0	0	0	0	XXX	XXX	XXX	0	0
1799999. Total - U.S. States, Territories and Possessions Bonds						0	0	0	0	0	0	0	0	0	XXX	XXX	XXX	0	0
2499999. Total - U.S. Political Subdivisions Bonds						0	0	0	0	0	0	0	0	0	XXX	XXX	XXX	0	0
3199999. Total - U.S. Special Revenues Bonds						0	0	0	0	0	0	0	0	0	XXX	XXX	XXX	0	0
ABB FINANCE USA Corp Note Non Call			12/16/2021	Various	05/08/2022	504,407	0	(4,613)	0	0	500,000	509,021	2,116	0	2.875	0.356	MN	4,011	1,134
AT&T Disc Comm Paper			12/14/2021	Pershing	06/14/2022	367,094	0	94	0	0	368,000	367,001	0	0	0.540	0.549	MAT	0	0
ABBOTT LABS Corp Note MW			03/29/2021	Goldman Sachs	03/15/2022	807,769	0	(14,080)	0	0	804,000	821,849	6,037	0	2.550	0.223	MS	10,251	911
ABBVIE INC Corp Note Call MW			11/29/2021	Barclays Group Inc.	09/06/2022	421,166	0	(902)	0	0	414,000	422,069	2,024	0	3.200	0.639	MN	0	920
ACE INA HOLDINGS Corp Note Call MW			11/29/2021	Various	09/03/2022	199,119	0	(398)	0	0	196,000	199,517	908	0	2.875	0.489	MN	0	438
ALABAMA POWER CO Corp Note Call MW			10/22/2021	Various	02/28/2022	276,977	0	(2,543)	0	0	276,000	279,519	1,709	0	2.450	0.237	MS	1,593	524
AMERIPRISE FINL Corp Note MW			03/22/2021	Toronto Dominion Sec	03/22/2022	1,037,231	0	(21,791)	0	0	1,031,000	1,059,023	8,506	0	3.000	0.261	MS	15,465	172
APPLE INC Corp Note Call MW			03/29/2021	Cantor Fitzgerald	01/09/2022	213,108	0	(3,713)	0	0	213,000	216,821	2,100	0	2.500	0.173	FA	2,663	769
Bank of America Securities Disc Comm Paper			12/16/2021	Merrill Lynch	10/13/2022	145,457	0	29	0	0	146,000	145,428	0	0	0.470	0.478	MAT	0	0
CHEVRON CORP Corp Note Call MW			03/29/2021	Various	01/03/2022	540,066	0	(8,984)	0	0	540,000	549,049	4,267	0	2.411	0.190	MS	6,510	1,013
Citi Group Disc Comm Paper			10/12/2021	CitiGroup	10/03/2022	399,297	0	204	0	0	400,000	399,093	0	0	0.230	0.234	MAT	0	0
COLGATE-PALM CO Corp Note Call			11/23/2021	Market Axess	11/15/2022	152,427	0	(277)	0	0	150,000	152,705	431	0	2.250	0.385	MN	0	103
DTE ENERGY CO Corp Note MW			11/30/2021	CitiGroup	11/01/2022	300,678	0	33	0	0	301,000	300,645	276	0	0.550	0.679	MN	0	138
EATON CORP Corp Note MW			11/30/2021	Market Axess	11/02/2022	199,536	0	(362)	0	0	196,000	199,898	883	0	2.750	0.578	MN	0	434
EVERSOURCE ENER Corp Note Call MW			03/29/2021	Various	02/15/2022	338,969	0	(5,915)	0	0	338,000	344,884	2,737	0	2.750	0.407	MS	4,648	413
FIFTH THIRD BANK Corp Note Call			03/29/2021	Pershing	02/15/2022	398,562	0	(9,546)	0	0	397,000	408,108	4,091	0	3.500	0.285	MS	6,948	618
GLENCORE FUNDING LLC Disc Comm Paper			08/05/2021	CitiGroup	01/11/2022	299,975	0	362	0	0	300,000	299,613	0	0	0.300	0.305	MAT	0	0
HOME DEPOT INC Corp Note Non Call			04/30/2021	Pierpont Securities LLC	03/01/2022	438,214	0	(877)	0	0	438,000	439,091	181	0	0.481	0.202	MJSD	1,534	390
HUNTINGTON NATL Corp Note Call			08/31/2021	Wells Fargo	07/07/2022	455,405	0	(3,442)	0	0	450,000	458,847	4,500	0	2.500	0.177	FA	0	781
INTEL CORP Corp Note MW 20BP			12/16/2021	Goldman Sachs	12/15/2022	398,237	0	(284)	0	0	390,000	398,522	468	0	2.700	0.476	JD	0	146
KEY BANK NA Corp Note Non Call			03/24/2021	Pershing	02/01/2022	583,512	0	(13,690)	0	0	582,000	597,202	8,003	0	3.300	0.212	FA	9,603	2,934
MANUF & TRADERS Corp Note Non Call			09/21/2021	Stifel Nicolaus & Co.	05/18/2022	294,671	0	(490)	0	0	294,000	295,161	277	0	0.770	0.134	FMAN	552	216
MCDONALD'S CORP Corp Note MW			02/01/2021	Wells Fargo	01/15/2022	384,346	0	(8,283)	0	0	384,000	392,628	4,648	0	2.625	0.255	JJ	5,040	504
MERCK & CO INC Corp Note MW			08/31/2021	Goldman Sachs	02/10/2022	471,118	0	(5,612)	0	0	470,000	476,730	4,326	0	2.350	0.165	FA	2,303	560
MICROSOFT CORP Corp Note Call MW			12/13/2021	Deutsche Bank	09/03/2022	144,125	0	(149)	0	0	142,000	144,273	606	0	2.650	0.407	MN	0	439
NOVARTIS CAPITAL Corp Note Call MW			05/20/2021	Goldman Sachs	04/17/2022	371,412	0	(4,986)	0	0	369,000	376,398	1,082	0	2.400	0.162	MN	4,428	172
PRICOA GLOB FUND Corp Note Non Call Prv Plc			09/21/2021	Toronto Dominion Sec	09/21/2022	624,174	0	(3,911)	0	0	614,000	628,085	4,179	0	2.450	0.141	MS	0	84
PROCTER & GAMBLE Corp Note MW			11/23/2021	Merrill Lynch	08/11/2022	255,866	0	(456)	0	0	253,000	256,322	2,115	0	2.150	0.293	FA	0	1,587
TARGET CORP Corp Note MW 15BP			04/29/2021	Pierpont Securities LLC	01/15/2022	742,757	0	(13,163)	0	0	742,000	755,920	9,922	0	2.900	0.216	JJ	10,759	6,455
3299999. Subtotal - Bonds - Industrial and Miscellaneous (Unaffiliated) - Issuer Obligations						11,765,675	0	(127,745)	0	0	11,698,000	11,893,422	76,392	0	XXX	XXX	XXX	86,308	21,855
3899999. Total - Industrial and Miscellaneous (Unaffiliated) Bonds						11,765,675	0	(127,745)	0	0	11,698,000	11,893,422	76,392	0	XXX	XXX	XXX	86,308	21,855
4899999. Total - Hybrid Securities						0	0	0	0	0	0	0	0	0	XXX	XXX	XXX	0	0
5599999. Total - Parent, Subsidiaries and Affiliates Bonds						0	0	0	0	0	0	0	0	0	XXX	XXX	XXX	0	0
6599999. Subtotal - Unaffiliated Bank Loans						0	0	0	0	0	0	0	0	0	XXX	XXX	XXX	0	0
7699999. Total - Issuer Obligations						18,910,949	0	(144,017)	0	0	18,798,000	19,054,970	88,741	0	XXX	XXX	XXX	109,683	39,945
7799999. Total - Residential Mortgage-Backed Securities						0	0	0	0	0	0	0	0	0	XXX	XXX	XXX	0	0
7899999. Total - Commercial Mortgage-Backed Securities						0	0	0	0	0	0	0	0	0	XXX	XXX	XXX	0	0
7999999. Total - Other Loan-Backed and Structured Securities						0	0	0	0	0	0	0	0	0	XXX	XXX	XXX	0	0
8099999. Total - SVO Identified Funds						0	0	0	0	0	0	0	0	0	XXX	XXX	XXX	0	0
8199999. Total - Affiliated Bank Loans						0	0	0	0	0	0	0	0	0	XXX	XXX	XXX	0	0
8299999. Total - Unaffiliated Bank Loans						0	0	0	0	0	0	0	0	0	XXX	XXX	XXX	0	0

E17

ANNUAL STATEMENT FOR THE YEAR 2021 OF THE UnitedHealthcare Plan of the River Valley, Inc.

SCHEDULE DA - PART 1

Showing All SHORT-TERM INVESTMENTS Owned December 31 of Current Year

1	Codes		4	5	6	7	Change in Book/Adjusted Carrying Value				12	13	Interest					20	
	2	3					8	9	10	11			14	15	16	17	18		19
Description	Code	For- eign	Date Acquired	Name of Vendor	Maturity Date	Book/ Adjusted Carrying Value	Unrealized Valuation Increase/ (Decrease)	Current Year's (Amor- tization)/ Accretion	Current Year's Other- Than- Temporary Impairment Recognized	Total Foreign Exchange Change in Book/ Adjusted Carrying Value	Par Value	Actual Cost	Amount Due and Accrued Dec. 31 of Current Year on Bond Not in Default	Non- Admitted Due and Accrued	Rate of	Effective Rate of	When Paid	Amount Received During Year	Paid for Accrued Interest
8399999. Total Bonds						18,910,949	0	(144,017)	0	0	18,798,000	19,054,970	88,741	0	XXX	XXX	XXX	109,683	39,945
8699999. Total - Parent, Subsidiaries and Affiliates						0	0	0	0	0	XXX	0	0	0	XXX	XXX	XXX	0	0
9199999 - Totals						18,910,949	0	(144,017)	0	0	XXX	19,054,970	88,741	0	XXX	XXX	XXX	109,683	39,945

1. Line Book/Adjusted Carrying Value by NAIC Designation Category Footnote:
Number

1A	1A ...\$	7,289,399	1B ...\$	213,108	1C ...\$	0	1D ...\$	1,943,945	1E ...\$	2,058,180	1F ...\$	1,988,740	1G ...\$	3,074,345
1B	2A ...\$	1,621,388	2B ...\$	721,844	2C ...\$	0								
1C	3A ...\$	0	3B ...\$	0	3C ...\$	0								
1D	4A ...\$	0	4B ...\$	0	4C ...\$	0								
1E	5A ...\$	0	5B ...\$	0	5C ...\$	0								
1F	6 ...\$	0												

Schedule DB - Part A - Section 1 - Options, Caps, Floors, Collars, Swaps and Forwards Open

NONE

Schedule DB - Part A - Section 2 - Options, Caps, Floors, Collars, Swaps and Forwards Terminated

NONE

Schedule DB - Part B - Section 1 - Futures Contracts Open

NONE

Schedule DB - Part B - Section 1B - Brokers with whom cash deposits have been made

NONE

Schedule DB - Part B - Section 2 - Futures Contracts Terminated

NONE

Schedule DB - Part D - Section 1 - Counterparty Exposure for Derivative Instruments Open

NONE

Schedule DB - Part D-Section 2 - Collateral for Derivative Instruments Open - Pledged By

NONE

Schedule DB - Part D-Section 2 - Collateral for Derivative Instruments Open - Pledged To

NONE

Schedule DB - Part E - Derivatives Hedging Variable Annuity Guarantees as of December 31 of
Current Year

NONE

Schedule DL - Part 1 - Reinvested Collateral Assets Owned

NONE

Schedule DL - Part 2 - Reinvested Collateral Assets Owned

NONE

ANNUAL STATEMENT FOR THE YEAR 2021 OF THE UnitedHealthcare Plan of the River Valley, Inc.

SCHEDULE E - PART 2 - CASH EQUIVALENTS

Show Investments Owned December 31 of Current Year

1 CUSIP	2 Description	3 Code	4 Date Acquired	5 Rate of Interest	6 Maturity Date	7 Book/Adjusted Carrying Value	8 Amount of Interest Due and Accrued	9 Amount Received During Year
0599999	Total - U.S. Government Bonds					0	0	0
1099999	Total - All Other Government Bonds					0	0	0
1799999	Total - U.S. States, Territories and Possessions Bonds					0	0	0
2499999	Total - U.S. Political Subdivisions Bonds					0	0	0
3199999	Total - U.S. Special Revenues Bonds					0	0	0
3899999	Total - Industrial and Miscellaneous (Unaffiliated) Bonds					0	0	0
4899999	Total - Hybrid Securities					0	0	0
5599999	Total - Parent, Subsidiaries and Affiliates Bonds					0	0	0
6599999	Subtotal - Unaffiliated Bank Loans					0	0	0
7699999	Total - Issuer Obligations					0	0	0
7799999	Total - Residential Mortgage-Backed Securities					0	0	0
7899999	Total - Commercial Mortgage-Backed Securities					0	0	0
7999999	Total - Other Loan-Backed and Structured Securities					0	0	0
8099999	Total - SVO Identified Funds					0	0	0
8199999	Total - Affiliated Bank Loans					0	0	0
8299999	Total - Unaffiliated Bank Loans					0	0	0
8399999	Total Bonds					0	0	0
09248U-71-8	BlackRock Liquidity Funds T-Fund Port		12/03/2021	0.000		267,972	0	281
38141W-32-3	Goldman Sachs Treasury Obligations Fund		12/01/2021	0.000		1,918,805	0	115
38142B-88-0	Goldman Sachs Financial Square Federal Fund		12/01/2021	0.000		183,078	0	284
61747C-58-2	Morgan Stanley Institutional Liquidity Fund Treasury Port		12/03/2021	0.000		30,484,060	0	881
665279-87-3	Northern Inst Ins-Treasury Port		12/01/2021	0.000		343,753	0	6
825252-40-6	Invesco AIM STIT TREASURY MMF		12/01/2021	0.000		33,690,262	0	375
94975H-29-6	Wells Fargo Treasury Plus MMKT Fund - Inst		12/01/2021	0.000		78,864	0	77
8599999	Subtotal - Exempt Money Market Mutual Funds - as Identified by the SVO					66,966,794	0	2,019
147539-67-0	DEUTSCHE INV MGT CASH ACCT GOV/AGENCY DNS-1ST		12/01/2021	0.000		76,096	0	31
25160K-20-7	DEUTSCHE GOV MMKT Gov Series Ins Shares		12/27/2021	0.000		9,354,543	0	1,601
26200X-20-9	Dreyfus Inst Pred Govt MMF-Hamilton		12/01/2021	0.000		2,789,688	0	229
38141W-27-3	Goldman Sachs Government Fund		12/10/2021	0.000		23,966,142	0	2,011
40428X-10-7	HSBC HSBC US GOVT MMKT-I		12/28/2021	0.000		3,939,952	0	1,154
481200-67-0	JP Morgan US Govt MMKT CP		12/01/2021	0.000		37,234,954	0	3,497
61747C-70-7	Morgan Stanley Institutional Liquidity Fund Government Port		12/01/2021	0.000		22,551,984	0	2,275
665278-70-1	Northern Inst Govt Select Port		12/31/2021	0.000		9,964,327	0	339
74926P-69-6	RBC US Government Money Market		12/01/2021	0.000		24,362,329	0	1,372
825252-88-5	Invesco AIM STIT GOVT & AGENCY-INST MMF		12/01/2021	0.000		39,778,245	0	3,429
94975P-40-5	Wells Fargo Government MMKT Fund-Inst Cls		12/03/2021	0.000		3,566,720	0	839
8699999	Subtotal - All Other Money Market Mutual Funds					177,584,980	0	16,777
	UHC Liquidity Pool Pro Rata Share Portion		12/31/2021	0.000		2,691,498	0	0
8799999	Subtotal - Qualified Cash Pools Under SSAP No. 2R					2,691,498	0	0
9999999	Total Cash Equivalents					247,243,272	0	18,796

1. Line Book/Adjusted Carrying Value by NAIC Designation Category Footnote:
 Number
 1A 1A...\$ 0 1B...\$ 0 1C...\$ 0 1D...\$ 0 1E...\$ 0 1F...\$ 0 1G...\$ 0
 1B 2A...\$ 0 2B...\$ 0 2C...\$ 0
 1C 3A...\$ 0 3B...\$ 0 3C...\$ 0
 1D 4A...\$ 0 4B...\$ 0 4C...\$ 0
 1E 5A...\$ 0 5B...\$ 0 5C...\$ 0
 1F 6...\$ 0

E28

SCHEDULE E - PART 3 - SPECIAL DEPOSITS

States, Etc.	1 Type of Deposit	2 Purpose of Deposit	Deposits For the Benefit of All Policyholders		All Other Special Deposits	
			3 Book/Adjusted Carrying Value	4 Fair Value	5 Book/Adjusted Carrying Value	6 Fair Value
1. Alabama	AL		0	0	0	0
2. Alaska	AK		0	0	0	0
3. Arizona	AZ		0	0	0	0
4. Arkansas	AR		0	0	0	0
5. California	CA		0	0	0	0
6. Colorado	CO		0	0	0	0
7. Connecticut	CT		0	0	0	0
8. Delaware	DE		0	0	0	0
9. District of Columbia	DC		0	0	0	0
10. Florida	FL		0	0	0	0
11. Georgia	GA		0	0	0	0
12. Hawaii	HI		0	0	0	0
13. Idaho	ID		0	0	0	0
14. Illinois	IL B	IL Ins Code 215 ILCS 5-26	637,536	633,113	0	0
15. Indiana	IN		0	0	0	0
16. Iowa	IA		0	0	0	0
17. Kansas	KS		0	0	0	0
18. Kentucky	KY		0	0	0	0
19. Louisiana	LA		0	0	0	0
20. Maine	ME		0	0	0	0
21. Maryland	MD		0	0	0	0
22. Massachusetts	MA		0	0	0	0
23. Michigan	MI		0	0	0	0
24. Minnesota	MN		0	0	0	0
25. Mississippi	MS		0	0	0	0
26. Missouri	MO		0	0	0	0
27. Montana	MT		0	0	0	0
28. Nebraska	NE		0	0	0	0
29. Nevada	NV		0	0	0	0
30. New Hampshire	NH		0	0	0	0
31. New Jersey	NJ		0	0	0	0
32. New Mexico	NM		0	0	0	0
33. New York	NY		0	0	0	0
34. North Carolina	NC		0	0	0	0
35. North Dakota	ND		0	0	0	0
36. Ohio	OH		0	0	0	0
37. Oklahoma	OK		0	0	0	0
38. Oregon	OR		0	0	0	0
39. Pennsylvania	PA		0	0	0	0
40. Rhode Island	RI		0	0	0	0
41. South Carolina	SC		0	0	0	0
42. South Dakota	SD		0	0	0	0
43. Tennessee	TN B	TennCare Medicaid Program Contract	0	0	26,128,523	25,947,250
44. Texas	TX		0	0	0	0
45. Utah	UT		0	0	0	0
46. Vermont	VT		0	0	0	0
47. Virginia	VA B	VA Ins Code Stat 38.2-4310.1	0	0	322,208	316,233
48. Washington	WA		0	0	0	0
49. West Virginia	WV		0	0	0	0
50. Wisconsin	WI		0	0	0	0
51. Wyoming	WY		0	0	0	0
52. American Samoa	AS		0	0	0	0
53. Guam	GU		0	0	0	0
54. Puerto Rico	PR		0	0	0	0
55. U.S. Virgin Islands	VI		0	0	0	0
56. Northern Mariana Islands	MP		0	0	0	0
57. Canada	CAN		0	0	0	0
58. Aggregate Alien and Other	OT XXX	XXX	0	0	760,481	760,481
59. Subtotal	XXX	XXX	637,536	633,113	27,211,212	27,023,964
DETAILS OF WRITE-INS						
5801. Optum Health Bank Demand Deposit Account	ST	Collateral	0	0	760,481	760,481
5802.						
5803.						
5898. Summary of remaining write-ins for Line 58 from overflow page	XXX	XXX	0	0	0	0
5899. Totals (Lines 5801 thru 5803 plus 5898)(Line 58 above)	XXX	XXX	0	0	760,481	760,481

**ANNUAL STATEMENT FOR THE YEAR 2021
 UNITEDHEALTHCARE PLAN OF THE RIVER VALLEY, INC.
 STATEMENT OF ACTUARIAL OPINION**

Table of Key Indicators.

This Opinion is: Unqualified Qualified Adverse Inconclusive

IDENTIFICATION SECTION:

Prescribed Wording Only Prescribed Wording with Additional Wording Revised Wording

SCOPE SECTION:

Prescribed Wording Only Prescribed Wording with Additional Wording Revised Wording

RELIANCE SECTION:

Prescribed Wording Only Prescribed Wording with Additional Wording Revised Wording

OPINION SECTION:

Prescribed Wording Only Prescribed Wording with Additional Wording Revised Wording

RELEVANT COMMENTS:

Revised Wording

The Actuarial Memorandum includes “Deviation from Standard” wording regarding conformity with an Actuarial Standard of Practice.

Identification.

I, Gary Iannone, am Vice President, Corporate Actuarial Services, of United HealthCare Services, Inc., of which UnitedHealthcare Plan of the River Valley, Inc. is an affiliate. I am a member of the American Academy of Actuaries. I was appointed on December 30, 2016 in accordance with the requirements of the annual statement instructions. I meet the Academy qualification standards for rendering the opinion.

Scope.

I have examined the assumptions and methods used in determining loss reserves, actuarial liabilities, and related items listed below, as shown in the annual statement of the organization as prepared for filing with state regulatory officials, as of December 31, 2021.

A. Claims unpaid (Page 3, Line 1)	\$307,223,007
B. Accrued medical incentive pool and bonus payments (Page 3, Line 2)	\$4,916,624
C. Unpaid claims adjustment expenses (Page 3, Line 3)	\$2,965,431
D. Aggregate health policy reserves (Page 3, Line 4) including unearned premium reserves, premium deficiency reserves, and additional policy reserves from the Underwriting and Investment Exhibit – Part 2D	\$286,702,237
E. Aggregate life policy reserves (Page 3, Line 5)	\$0
F. Property/casualty unearned premium reserves (Page 3, Line 6)	\$0
G. Aggregate health claim reserves (Page 3, Line 7)	\$787,090

**ANNUAL STATEMENT FOR THE YEAR 2021
UNITEDHEALTHCARE PLAN OF THE RIVER VALLEY, INC.
STATEMENT OF ACTUARIAL OPINION**

H. Any other loss reserves, actuarial liabilities, or related items presented as liabilities in the annual statement:	
1. Reserve for claim interest (Page 3, Line 9, in part)	\$313,887
I. Specified actuarial items presented as assets in the annual statement:	
1. Medicare risk adjustment receivable (Page 2, Line 15.3, Col. 1, in part)	\$42,753,687
2. Accrued retrospective premiums (Page 2, Line 15.3, Col. 1, in part)	\$191,248
3. Affordable Care Act permanent risk adjustment program – premium receivable (Page 2, Line 15.3, Col. 1, in part)	\$459,372
4. Other contracts subject to redetermination (Page 2, Line 15.3, Col. 1, in part)	\$5,063,347
5. Health care and other amounts receivable (Page 2, Line 24, Col. 1)	\$74,404,248

Reliance.

In forming my opinion on the items identified above, I relied upon data prepared by Susan Corcoran, UnitedHealthcare Community & State Controller for United Healthcare Services, Inc.; and on Nyle Brent Cottingham, Vice President and Regulatory Controller for United HealthCare Services, Inc.; and on Clint Egenes, Optum Health Controller for Optum, Inc.; and on Brian McGuire, UnitedHealthcare Employer & Individual Controller for UnitedHealthcare; and on Brian H. St. Martin, VP, Controller for UnitedHealthcare Medicare & Retirement; and on Paul E. Stordahl, Chief Actuarial Officer for United Healthcare, as certified in the attached statements. I evaluated that data for reasonableness and consistency. I also reconciled that data to the Underwriting and Investment Exhibit – Part 2B of the company’s current annual statement. In other respects, my examination included review of the actuarial assumptions and actuarial methods used and tests of the calculations I considered necessary.

Opinion.

In my opinion, the amounts carried in the balance sheet on account of the items identified above:

- A. Are in accordance with accepted actuarial standards consistently applied and are fairly stated in accordance with sound actuarial principles;
- B. Are based on actuarial assumptions relevant to contract provisions and appropriate to the purpose for which the statement was prepared;
- C. Meet the requirements of the Insurance Laws and regulations of the state of Illinois, and are at least as great as the minimum aggregate amounts required by any state;
- D. Make a good and sufficient provision for all unpaid claims and other actuarial liabilities of the organization under the terms of its contracts and agreements;
- E. Are computed on the basis of assumptions and methods consistent with those used in computing the corresponding items in the annual statement of the preceding year-end; and
- F. Include appropriate provision for all actuarial items that ought to be established.


The Underwriting and Investment Exhibit – Part 2B was reviewed for reasonableness and consistency with the applicable Actuarial Standards of Practice.

**ANNUAL STATEMENT FOR THE YEAR 2021
UNITEDHEALTHCARE PLAN OF THE RIVER VALLEY, INC.
STATEMENT OF ACTUARIAL OPINION**

Actuarial methods, considerations, and analyses used in forming my opinion conform to the relevant Standards of Practice as promulgated from time to time by the Actuarial Standards Board, which standards form the basis of this statement of opinion.

Relevant Comments.

When establishing the reserves for claims incurred but not reported (IBNR), special consideration was given to the national pandemic (COVID-19). In addition to the factors typically affecting IBNR reserve levels, consideration was given to the impact of potential increased costs due to services related to COVID-19, as well as the impact of reduced costs due to abatement in services other than COVID-19, such as elective surgeries and non-urgent physician and outpatient care. These factors result in additional risks that the increased costs were underestimated and/or that the reduced cost due to abatement was overestimated. While explicit provisions for adverse deviation were not specifically increased for this additional risk, an appropriate level of conservatism was employed when considering these factors in the IBNR reserve calculation.



Gary Iannone, A.S.A., M.A.A.A.

Mail Route CT039-004A
UnitedHealth Group
185 Asylum Street
Hartford, CT 06103

Telephone: (860) 702-5767

February 20, 2022



February 7, 2022

I, Susan Corcoran, am employed by UnitedHealthcare Services, Inc. as UnitedHealthcare Community & State Controller. Listings, summaries, and analyses of claim and exposure data and of balances in the general ledger of UnitedHealthcare Plan of the River Valley, Inc., all relating specifically to the UnitedHealthcare Community & State business of that organization, were prepared under my direction and submitted to Gary Iannone in support of his actuarial opinion for that organization as of December 31, 2021. I hereby affirm that those listings, summaries, and analyses are, to the best of my knowledge and belief, substantially accurate and complete and the same as, or derived from, the records and other data which form the basis of the annual statement of the organization for the year ended December 31, 2021.

A handwritten signature in blue ink, appearing to be "sc", written over a horizontal line.

Susan Corcoran
9800 Health Care Lane
Minnetonka, MN 55343
(952) 931-4115



Nyle Brent Cottington
Vice President & Regulatory Controller

MN006-W500


9800 Health Care Lane
Minnetonka, MN 55343

952-979-6133 phone

952-979-7825 fax

February 7, 2022

I, Nyle Brent Cottington, am employed by United HealthCare Services, Inc. as Vice President and Regulatory Controller. Listings and summaries reconciling the annual statement as of December 31, 2021, for UnitedHealthcare Plan of the River Valley, Inc., to the company's general ledger were prepared under my direction and submitted to Gary Iannone in support of his statement of actuarial opinion for that company as of December 31, 2021. I hereby affirm that those listings and summaries, to the best of my knowledge and belief, are substantially accurate and complete and are the same as, or derived from, the records and other data that form the basis for the company's annual statement for the year ended December 31, 2021.



Nyle Brent Cottington
United HealthCare Services, Inc.



Optum Health

11020 Optum Circle
MN102-0600
Eden Prairie, MN 55344
P 1-952-205-0493

clint.egenes@optum.com

February 7, 2022

I, Clint Egenes, am employed by Optum, Inc. as Optum Health Controller. Listings, summaries, and analyses of claim and exposure data and of balances in the general ledger of UnitedHealthcare Plan of the River Valley, Inc., all relating specifically to the Optum Health business of that organization, were prepared under my direction and submitted to Gary Iannone in support of his actuarial opinion for that organization as of December 31, 2021. I hereby affirm that those listings, summaries, and analyses are, to the best of my knowledge and belief, substantially accurate and complete and the same as, or derived from, the records and other data which form the basis of the annual statement of the organization for the year ended December 31, 2021.

A handwritten signature in blue ink, appearing to read "Clint Egenes", written over a horizontal line.

Clint Egenes



February 7, 2022

I, Brian McGuire, am employed by UnitedHealthcare as UnitedHealthcare Employer & Individual Controller. Listings, summaries, and analyses of claim and exposure data and of balances in the general ledger of UnitedHealthcare Plan of the River Valley, Inc., all relating specifically to the UnitedHealthcare Employer & Individual business of that organization, were prepared under my direction and submitted to Gary Iannone in support of his actuarial opinion for that organization as of December 31, 2021. I hereby affirm that those listings, summaries, and analyses are, to the best of my knowledge and belief, substantially accurate and complete and the same as, or derived from, the records and other data which form the basis of the annual statement of the organization for the year ended December 31, 2021.

Brian M McGuire

Brian McGuire
9700 Health Care Lane
MN017-E500
Minnetonka, MN 55343
952-979-6276



February 7, 2022

I, Brian H. St. Martin, am employed by UnitedHealthcare Medicare & Retirement as VP, Controller. Listings, summaries, and analyses of claim and exposure data and of balances in the general ledger of UnitedHealthcare Plan of the River Valley, Inc., all relating specifically to the UnitedHealthcare Medicare & Retirement business of that organization, were prepared under my direction and submitted to Gary Iannone in support of his actuarial opinion for that organization as of December 31, 2021. I hereby affirm that those listings, summaries, and analyses are, to the best of my knowledge and belief, substantially accurate and complete and the same as, or derived from, the records and other data which form the basis of the annual statement of the organization for the year ended December 31, 2021.

A handwritten signature in blue ink, appearing to read 'BAM', positioned above a horizontal line.

Brian H. St. Martin
UnitedHealthcare Medicare & Retirement
Mail Route MN006-W010
9800 Health Care Lane
Minnetonka, MN 55343
Telephone: (952) 931-4279

February 7, 2022

I, Paul E. Stordahl, am employed by United Healthcare as Chief Actuarial Officer. Listings, summaries, and analyses relating to the permanent risk adjustment program of the Affordable Care Act with regard to UnitedHealthcare Plan of the River Valley, Inc., were prepared under my direction and submitted to Gary Iannone in support of his statement of actuarial opinion for that company as of December 31, 2021. I hereby affirm that those listings and summaries, to the best of my knowledge and belief, are substantially accurate and complete.



Paul E. Stordahl
Chief Actuarial Officer
952.979.5644



HEALTH ANNUAL STATEMENT

FOR THE YEAR ENDED DECEMBER 31, 2021
OF THE CONDITION AND AFFAIRS OF THE
UnitedHealthcare Plan of the River Valley, Inc.

NAIC Group Code 0707 0707 NAIC Company Code 95378 Employer's ID Number 36-3379945
(Current) (Prior)

Organized under the Laws of Illinois, State of Domicile or Port of Entry IL

Country of Domicile United States of America

Licensed as business type: Health Maintenance Organization

Is HMO Federally Qualified? Yes [] No [X]

Incorporated/Organized 08/05/1985 Commenced Business 12/19/1985

Statutory Home Office 1 KONE Court, 101 17th Street, Suite 301 Moline, IL, US 61265
(Street and Number) (City or Town, State, Country and Zip Code)

Main Administrative Office 1 KONE Court, 101 17th Street, Suite 301
(Street and Number)
Moline, IL, US 61265 309-736-4600
(City or Town, State, Country and Zip Code) (Area Code) (Telephone Number)

Mail Address 9800 Health Care Lane, MN006-W500 Minnetonka, MN, US 55343
(Street and Number or P.O. Box) (City or Town, State, Country and Zip Code)

Primary Location of Books and Records 1 KONE Court, 101 17th Street, Suite 301
(Street and Number)
Moline, IL, US 61265 309-736-4600
(City or Town, State, Country and Zip Code) (Area Code) (Telephone Number)

Internet Website Address UHCRiverValley.com

Statutory Statement Contact Lisa A Miller 952-202-4741
(Name) (Area Code) (Telephone Number)
regreporting_illinois@uhc.com 952-931-4651
(E-mail Address) (FAX Number)

OFFICERS

President Ute Wegfarth Strand # Treasurer Peter Marshall Gill
Secretary Heather Anastasia Lang Chief Financial Officer James Wesley Kelly

OTHER

Jessica Leigh Zuba, Assistant Secretary Nyle Brent Cottingham, Vice President Robert Andersen Broomfield, President, Commercial

DIRECTORS OR TRUSTEES

Robert Andersen Broomfield Brendan Paul Hostetler James Wesley Kelly
Ute Wegfarth Strand # Scott Edward Williams William Kenneth Appelgate, Ph.D
James Edward Hecker Cathie Sue Whiteside

State of Kansas State of Minnesota State of _____
County of Johnson County of Thompson County of _____

The officers of this reporting entity being duly sworn, each depose and say that they are the described officers of said reporting entity, and that on the reporting period stated above, all of the herein described assets were the absolute property of the said reporting entity, free and clear from any liens or claims thereon, except as herein stated, and that this statement, together with related exhibits, schedules and explanations therein contained, annexed or referred to, is a full and true statement of all the assets and liabilities and of the condition and affairs of the said reporting entity as of the reporting period stated above, and of its income and deductions therefrom for the period ended, and have been completed in accordance with the NAIC Annual Statement Instructions and Accounting Practices and Procedures manual except to the extent that: (1) state law may differ; or, (2) that state rules or regulations require differences in reporting not related to accounting practices and procedures, according to the best of their information, knowledge and belief, respectively. Furthermore, the scope of this attestation by the described officers also includes the related corresponding electronic filing with the NAIC, when required, that is an exact copy (except for formatting differences due to electronic filing) of the enclosed statement. The electronic filing may be requested by various regulators in lieu of or in addition to the enclosed statement.

Robert Andersen Broomfield Heather Anastasia Lang James Wesley Kelly
President, Commercial Secretary Chief Financial Officer

Subscribed and sworn to before me this 24 day of January, 2022 Subscribed and sworn to before me this 28 day of Jan 2022 Subscribed and sworn to before me this _____ day of _____
[Signature] [Signature] [Signature]

JEANNIE FIGGE
Notary Public - State of Kansas
My Appointment Expires 11/3/2025

BRENDA LOUISE RYAN
Notary Public
Minnesota
My Commission Expires
Jan 31, 2026

- a. Is this an original filing?..... Yes [X] No []
b. If no,
1. State the amendment number.....
2. Date filed.....
3. Number of pages attached.....

Americhoice - Tennessee

Report 2A - TennCare Income Statement

CRA 2.30.14.3.3 and 2.30.14.3.4

As of December 31, 2021

Member Months	East	Middle	West	Total
	1,905,588	2,319,015	1,635,908	5,860,511
Revenues:				
TennCare Capitation	694,040,975	792,750,260	557,801,776	2,044,593,011
Investment	-	-	-	-
Other Revenues	2,150,821	2,439,270	1,838,959	6,429,050
Total Revenues	696,191,796	795,189,530	559,640,735	2,051,022,061
Estimated Expenses:				
Hospital and Medical (w/o Mental Health)				
Capitated Physician Services	-	-	-	-
Fee-for Service Physician Services	108,298,548	116,305,454	73,441,723	298,045,725
Inpatient Hospital Services	89,822,040	126,324,186	78,086,646	294,232,872
Outpatient Hospital Services	63,470,778	83,385,047	54,112,262	200,968,087
Emergency Room Services	37,977,902	31,677,349	18,822,794	88,478,045
Dental Services	-	-	-	-
Vision Services	2,492,190	3,013,466	2,284,805	7,790,460
Pharmacy Services	-	-	-	-
Home Health Services	7,775,184	5,308,776	3,545,616	16,629,576
Chiropractic Services	-	-	-	-
Radiology Services	7,622,383	8,596,499	4,723,625	20,942,507
Laboratory Services	8,463,616	8,725,516	5,585,235	22,774,367
Durable Medical Equipment Services	10,323,162	11,729,077	6,826,037	28,878,277
Transportation Services	4,568,659	5,595,163	5,760,182	15,924,004
Outside Referrals	-	-	-	-
Occupancy, Depreciation and Amortization	-	-	-	-
Other Medical and Hospital Services - Write-Ins	(1,550,868)	830,619	55,486	(664,763)
Subtotal Medical and Hospital	339,263,594	401,491,152	253,244,411	993,999,157
Mental Health and Substance Abuse Services				
Inpatient Psychiatric Facility Services	9,288,109	12,881,479	14,569,756	36,739,344
Inpatient Substance Abuse Treatment and Detox	698,875	1,619,352	695,501	3,013,728
Outpatient Mental Health Services	8,278,860	12,087,745	4,754,353	25,120,959
Outpatient Substance Abuse Treatment and Detox	2,281,155	3,056,923	981,952	6,320,030
Housing/Residential Treatment	8,823,592	10,756,815	6,283,721	25,864,127
Specialized Crisis Services	116,598	218,785	106,655	442,039
Psychiatric Rehab and Support Services	7,871,261	12,171,495	10,405,882	30,448,637
Case Management	5,242	34,894	2,703,966	2,744,102
Forensics	-	-	-	-
Other Judicial	-	-	-	-
Pharmacy	-	-	-	-
Lab Services	-	-	-	-
Transportation	292,022	312,880	237,759	842,661
Occupancy, Depreciation and Amortization	-	-	-	-
Other Mental Health and Substance Abuse Services	4,325,007	823,310	309,712	5,458,028
PCP and Specialist Services	-	-	-	-
Tennessee Health Link	13,110,606	19,819,802	5,760,714	38,691,123
Other Mental Health Services - Write-Ins	2,175,439	3,816,341	1,438,184	7,429,964
Subtotal MH&SAS	57,266,766	77,599,822	48,248,154	183,114,743
CHOICES				
Nursing Facility Care	109,123,337	100,796,859	86,516,868	296,437,064
HCBS Services	27,390,250	29,372,699	30,320,237	87,083,186
Subtotal CHOICES	136,513,587	130,169,558	116,837,105	383,520,250
Value Based Payouts	103,120	158,834	96,614	358,568
Value Based Recoveries	(91,705)	(303,209)	(28,791)	(423,705)
Other Medical Incentive Pool and Withhold Adjustments	-	-	-	-
Subtotal Hospital, Medical, MH&SAS, CHOICES	533,238,773	609,722,575	418,455,075	1,561,416,423
LESS:				
Net Reinsurance Recoveries Incurred	-	-	-	-
Copayments	-	-	-	-
Subrogation and Coordination of Benefits	-	-	-	-
Subtotal Reinsurance, Copay, Subrogation	-	-	-	-
Total Hospital, Medical, MH&SAS	533,238,773	609,722,575	418,455,075	1,561,416,423
Administration:				
Compensation	-	-	-	-
Direct and Allocated Admin expenses	-	-	-	-
Marketing	-	-	-	-
Interest Expense	-	-	-	-
Premium Tax Expense	41,274,826	47,139,393	33,167,789	121,582,008
Occupancy, Depreciation, and Amortization	-	-	-	-
Other Administration - Write-Ins	65,649,661	83,161,925	53,379,570	202,191,156
Total Administration Expenses	106,924,487	130,301,318	86,547,359	323,773,164
Total Expenses	640,163,260	740,023,893	505,002,434	1,885,189,587
Extraordinary Item	-	-	-	-
Provision for Income Tax	11,765,993	11,584,784	11,474,043	34,824,820
Net Income (Loss)	44,262,544	43,580,853	43,164,258	131,007,655
Write-Ins for Other Revenues				
Other Revenue - TennCare Bonuses	-	-	-	-
Other Revenue - ECF Administration Revenue and TennCare Bonuses	2,150,821	2,439,270	1,838,959	6,429,050
Other Revenue - Estimated TennCare Health Insurer Reimbursement Fee	-	-	-	-
Total Other Revenues	2,150,821	2,439,270	1,838,959	6,429,050
Write-Ins for Other Medical and Hospital				
Premium Deficiency Reserve	-	-	-	-
Other Miscellaneous	(1,646,561)	719,235	(24,132)	(951,457)
Other Capitated Services	95,693	111,384	79,617	286,694
Total Other Medical and Hospital	(1,550,868)	830,619	55,486	(664,763)
Write-Ins for Other MH & SS				
Other Capitated Services	1,975,439	3,816,341	1,438,184	7,229,964
Other Miscellaneous	200,000	-	-	200,000
Total Other MH & SS	2,175,439	3,816,341	1,438,184	7,429,964
Write-Ins for Other Administration				
Administrative Services Fee	53,959,933	62,781,436	43,668,701	160,410,070
Behavioral Healthcare Services	5,236,531	9,501,315	5,085,427	19,823,273
Other Miscellaneous	6,453,197	10,879,174	4,625,442	21,957,812
Total Other Administration	65,649,661	83,161,925	53,379,570	202,191,156

Note

The pass-through revenue and associated taxes are excluded.

Premium taxes reported on accrual basis, please reference the reconciliation of cash to Accrual basis accounting.

UnitedHealthcare Community Plan - East Tennessee

Report 2A - TennCare Income Statement

CRA 2.30.14.3.3 and 2.30.14.3.4

As of December 31, 2021

Member Months	Current Qtr YTD		Prior Year as of 12/31/2020
	Total as of 12/31/2021	YTD Total as of 12/31/2021	
	488,160	1,905,588	1,712,970
Revenues:			
TennCare Capitation	180,077,257	694,040,975	658,176,014
Investment	-	-	-
Other Revenues	543,847	2,150,821	14,580,631
Total Revenues	180,621,104	696,191,796	672,756,645
Estimated Expenses:			
Hospital and Medical (w/o Mental Health)			
Capitated Physician Services	-	-	-
Fee-for Service Physician Services	29,019,326	108,298,548	94,006,097
Inpatient Hospital Services	26,780,004	89,822,040	100,892,562
Outpatient Hospital Services	13,323,964	63,470,778	56,460,119
Emergency Room Services	9,472,628	37,977,902	34,098,904
Dental Services	-	-	-
Vision Services	648,740	2,492,190	2,220,086
Pharmacy Services	-	-	-
Home Health Services	1,977,183	7,775,184	7,123,535
Chiropractic Services	-	-	-
Radiology Services	1,796,387	7,622,383	6,409,214
Laboratory Services	2,425,479	8,463,616	6,837,475
Durable Medical Equipment Services	2,625,557	10,323,162	8,322,622
Transportation Services	908,291	4,568,659	2,397,508
Outside Referrals	-	-	-
Occupancy, Depreciation and Amortization	-	-	-
Other Medical and Hospital Services - Write-Ins	(1,063,484)	(1,550,868)	452,505
Subtotal Medical and Hospital	87,914,076	339,263,594	319,220,627
Mental Health and Substance Abuse Services			
Inpatient Psychiatric Facility Services	2,335,973	9,288,109	7,560,296
Inpatient Substance Abuse Treatment and Detox	160,466	698,875	718,877
Outpatient Mental Health Services	2,063,984	8,278,860	6,480,076
Outpatient Substance Abuse Treatment and Detox	600,627	2,281,155	1,140,052
Housing/Residential Treatment	1,988,800	8,823,592	6,973,627
Specialized Crisis Services	27,649	116,598	367,156
Psychiatric Rehab and Support Services	1,844,442	7,871,261	6,375,368
Case Management	1,478	5,242	3,664
Forensics	-	-	-
Other Judicial	-	-	-
Pharmacy	-	-	-
Lab Services	-	-	-
Transportation	52,024	292,022	114,650
Occupancy, Depreciation and Amortization	-	-	-
Other Mental Health and Substance Abuse Services	1,035,726	4,325,007	3,430,012
PCP and Specialist Services	-	-	-
Tennessee Health Link	2,961,465	13,110,606	12,311,087
Other Mental Health Services - Write-Ins	505,099	2,175,439	1,762,151
Subtotal MH&SAS	13,577,733	57,266,766	47,237,015
CHOICES			
Nursing Facility Care	26,494,658	109,123,337	126,999,176
HCBS Services	6,041,831	27,390,250	32,924,090
Subtotal CHOICES	32,536,489	136,513,587	159,923,266
Value Based Payouts	103,120	103,120	159,723
Value Based Recoveries	-	(91,705)	-
Other Medical Incentive Pool and Withhold Adjustments	-	-	-
Subtotal Hospital, Medical, MH&SAS, CHOICES	134,131,418	533,238,773	526,540,631
LESS:			
Net Reinsurance Recoveries Incurred	-	-	-
Copayments	-	-	-
Subrogation and Coordination of Benefits	-	-	-
Subtotal Reinsurance, Copay, Subrogation	-	-	-
Total Hospital, Medical, MH&SAS	134,131,418	533,238,773	526,540,631
Administration:			
Compensation	-	-	-
Direct and Allocated Admin expenses	-	-	-
Marketing	-	-	-
Interest Expense	-	-	-
Premium Tax Expense	10,804,635	41,274,826	40,282,504
Occupancy, Depreciation, and Amortization	-	-	-
Other Administration - Write-Ins	15,389,997	65,649,661	71,198,984
Total Administration Expenses	26,194,632	106,924,487	111,481,488
Total Expenses	160,326,050	640,163,260	638,022,119
Extraordinary Item	-	-	-
Provision for Income Tax	4,261,961	11,765,993	9,240,119
Net Income (Loss)	16,033,093	44,262,544	25,494,407
Write-Ins for Other Revenues			
Other Revenue - TennCare Bonuses	-	-	-
Other Revenue - ECF Administration Revenue and TennCare Bonuses	543,847	2,150,821	2,102,979
Other Revenue - Estimated TennCare Health Insurer Reimbursement Fee	-	-	12,477,651
Total Other Revenues	543,847	2,150,821	14,580,631
Write-Ins for Other Medical and Hospital			
Premium Deficiency Reserve	-	-	-
Other Miscellaneous	(1,066,688)	(1,646,561)	(59,293)
Other Capitated Services	3,203	95,693	511,799
Total Other Medical and Hospital	(1,063,484)	(1,550,868)	452,505
Write-Ins for Other MH & SS			
Other Capitated Services	505,099	1,975,439	1,762,151
Other Miscellaneous	-	200,000	-
Total Other MH & SS	505,099	2,175,439	1,762,151
Write-Ins for Other Administration			
Administrative Services Fee	12,439,265	53,959,933	51,257,169
Behaviorial Healthcare Services	1,341,045	5,236,531	4,830,723
Other Miscellaneous	1,609,687	6,453,197	15,111,092
Total Other Administration	15,389,997	65,649,661	71,198,984

Note

The pass-through revenue and associated taxes are excluded.

Premium taxes reported on accrual basis, please reference the reconciliation of cash to Accrual basis accounting.

UnitedHealthcare Community Plan - Middle Tennessee

Report 2A - TennCare Income Statement

CRA 2.30.14.3.3 and 2.30.14.3.4

As of December 31, 2021

Member Months	Current Qtr YTD		Prior Year as of 12/31/2020
	Total as of 12/31/2021	YTD Total as of 12/31/2021	
	597,379	2,319,015	2,037,865
Revenues:			
TennCare Capitation	204,063,897	792,750,260	761,699,682
Investment	-	-	-
Other Revenues	649,719	2,439,270	16,814,559
Total Revenues	204,713,616	795,189,530	778,514,241
Estimated Expenses:			
Hospital and Medical (w/o Mental Health)			
Capitated Physician Services	-	-	-
Fee-for Service Physician Services	30,476,248	116,305,454	112,931,558
Inpatient Hospital Services	38,306,063	126,324,186	145,465,388
Outpatient Hospital Services	18,570,036	83,385,047	77,809,160
Emergency Room Services	8,175,092	31,677,349	28,028,733
Dental Services	-	-	-
Vision Services	827,585	3,013,466	2,540,851
Pharmacy Services	-	-	-
Home Health Services	1,487,444	5,308,776	4,765,616
Chiropractic Services	-	-	-
Radiology Services	2,114,929	8,596,499	8,044,539
Laboratory Services	2,517,211	8,725,516	7,953,715
Durable Medical Equipment Services	2,858,055	11,729,077	9,035,809
Transportation Services	1,190,103	5,595,163	2,547,281
Outside Referrals	-	-	-
Occupancy, Depreciation and Amortization	-	-	-
Other Medical and Hospital Services - Write-Ins	233,014	830,619	2,345,829
Subtotal Medical and Hospital	106,755,779	401,491,152	401,468,478
Mental Health and Substance Abuse Services			
Inpatient Psychiatric Facility Services	2,775,456	12,881,479	10,423,960
Inpatient Substance Abuse Treatment and Detox	353,823	1,619,352	1,315,597
Outpatient Mental Health Services	3,164,848	12,087,745	9,102,165
Outpatient Substance Abuse Treatment and Detox	847,040	3,056,923	1,910,519
Housing/Residential Treatment	2,394,064	10,756,815	8,459,317
Specialized Crisis Services	50,038	218,785	527,818
Psychiatric Rehab and Support Services	3,384,163	12,171,495	10,609,731
Case Management	14,133	34,894	17,833
Forensics	-	-	-
Other Judicial	-	-	-
Pharmacy	-	-	-
Lab Services	-	-	-
Transportation	68,355	312,880	81,671
Occupancy, Depreciation and Amortization	-	-	-
Other Mental Health and Substance Abuse Services	204,219	823,310	781,804
PCP and Specialist Services	-	-	-
Tennessee Health Link	4,599,133	19,819,802	20,026,219
Other Mental Health Services - Write-Ins	979,993	3,816,341	3,370,815
Subtotal MH&SAS	18,835,265	77,599,822	66,627,448
CHOICES			
Nursing Facility Care	25,437,292	100,796,859	120,166,045
HCBS Services	6,568,307	29,372,699	34,850,995
Subtotal CHOICES	32,005,599	130,169,558	155,017,040
Value Based Payouts	158,834	158,834	294,931
Value Based Recoveries	-	(303,209)	-
Other Medical Incentive Pool and Withhold Adjustments	-	-	-
Subtotal Hospital, Medical, MH&SAS, CHOICES	157,755,477	609,722,575	623,407,898
LESS:			
Net Reinsurance Recoveries Incurred	-	-	-
Copayments	-	-	-
Subrogation and Coordination of Benefits	-	-	-
Subtotal Reinsurance, Copay, Subrogation	-	-	-
Total Hospital, Medical, MH&SAS	157,755,477	609,722,575	623,407,898
Administration:			
Compensation	-	-	-
Direct and Allocated Admin expenses	-	-	-
Marketing	-	-	-
Interest Expense	-	-	-
Premium Tax Expense	12,243,834	47,139,393	46,628,869
Occupancy, Depreciation, and Amortization	-	-	-
Other Administration - Write-Ins	20,559,138	83,161,925	86,324,848
Total Administration Expenses	32,802,972	130,301,318	132,953,716
Total Expenses	190,558,449	740,023,893	756,361,614
Extraordinary Item	-	-	-
Provision for Income Tax	2,972,585	11,584,784	6,937,141
Net Income (Loss)	11,182,582	43,580,853	15,215,486
Write-Ins for Other Revenues			
Other Revenue - TennCare Bonuses	-	-	-
Other Revenue - ECF Administration Revenue and TennCare Bonuses	649,719	2,439,270	2,161,697
Other Revenue - Estimated TennCare Health Insurer Reimbursement Fee	-	-	14,652,862
Total Other Revenues	649,719	2,439,270	16,814,559
Write-Ins for Other Medical and Hospital			
Premium Deficiency Reserve	-	-	-
Other Miscellaneous	232,484	719,235	1,731,353
Other Capitated Services	530	111,384	614,475
Total Other Medical and Hospital	233,014	830,619	2,345,829
Write-Ins for Other MH & SS			
Other Capitated Services	979,993	3,816,341	3,326,759
Other Miscellaneous	-	-	44,056
Total Other MH & SS	979,993	3,816,341	3,370,815
Write-Ins for Other Administration			
Administrative Services Fee	15,240,199	62,781,436	59,342,445
Behaviorial Healthcare Services	2,450,241	9,501,315	8,680,615
Other Miscellaneous	2,868,698	10,879,174	18,301,788
Total Other Administration	20,559,138	83,161,925	86,324,848

Note

The pass-through revenue and associated taxes are excluded.

Premium taxes reported on accrual basis, please reference the reconciliation of cash to Accrual basis accounting.

UnitedHealthcare Community Plan - West Tennessee
Report 2A - TennCare Income Statement
CRA 2.30.14.3.3 and 2.30.14.3.4
As of December 31, 2021

Member Months	Current Qtr YTD		Prior Year as of 12/31/2020
	Total as of 12/31/2021	YTD Total as of 12/31/2021	
	419,481	1,635,908	1,491,678
Revenues:			
TennCare Capitation	142,664,751	557,801,776	538,262,761
Investment	-	-	-
Other Revenues	454,034	1,838,959	11,636,492
Total Revenues	143,118,785	559,640,735	549,899,253
Estimated Expenses:			
Hospital and Medical (w/o Mental Health)			
Capitated Physician Services	-	-	-
Fee-for Service Physician Services	19,085,357	73,441,723	73,601,023
Inpatient Hospital Services	20,437,272	78,086,646	86,428,100
Outpatient Hospital Services	11,650,019	54,112,262	44,806,462
Emergency Room Services	4,539,536	18,822,794	19,033,175
Dental Services	-	-	-
Vision Services	667,448	2,284,805	1,859,664
Pharmacy Services	-	-	-
Home Health Services	789,693	3,545,616	3,836,184
Chiropractic Services	-	-	-
Radiology Services	1,138,889	4,723,625	4,413,431
Laboratory Services	1,573,060	5,585,235	5,267,413
Durable Medical Equipment Services	1,731,625	6,826,037	5,321,509
Transportation Services	1,077,306	5,760,182	2,497,668
Outside Referrals	-	-	-
Occupancy, Depreciation and Amortization	-	-	-
Other Medical and Hospital Services - Write-Ins	(559)	55,486	234,667
Subtotal Medical and Hospital	62,689,646	253,244,411	247,299,297
Mental Health and Substance Abuse Services			
Inpatient Psychiatric Facility Services	3,726,505	14,569,756	14,246,721
Inpatient Substance Abuse Treatment and Detox	123,632	695,501	707,387
Outpatient Mental Health Services	1,273,047	4,754,353	3,148,082
Outpatient Substance Abuse Treatment and Detox	296,507	981,952	645,200
Housing/Residential Treatment	1,477,896	6,283,721	5,301,078
Specialized Crisis Services	42,894	106,655	258,791
Psychiatric Rehab and Support Services	2,423,236	10,405,882	9,712,471
Case Management	471,031	2,703,966	2,873,915
Forensics	-	-	-
Other Judicial	-	-	-
Pharmacy	-	-	-
Lab Services	-	-	-
Transportation	40,368	237,759	83,763
Occupancy, Depreciation and Amortization	-	-	-
Other Mental Health and Substance Abuse Services	81,764	309,712	267,212
PCP and Specialist Services	-	-	-
Tennessee Health Link	1,331,711	5,760,714	6,181,153
Other Mental Health Services - Write-Ins	367,545	1,438,184	1,298,133
Subtotal MH&SAS	11,656,135	48,248,154	44,723,906
CHOICES			
Nursing Facility Care	21,972,681	86,516,868	92,968,828
HCBS Services	6,914,632	30,320,237	35,850,417
Subtotal CHOICES	28,887,313	116,837,105	128,819,245
Value Based Payouts	96,614	96,614	207,911
Value Based Recoveries	-	(28,791)	-
Other Medical Incentive Pool and Withhold Adjustments	-	-	-
Subtotal Hospital, Medical, MH&SAS, CHOICES	103,329,708	418,455,075	421,050,358
LESS:			
Net Reinsurance Recoveries Incurred	-	-	-
Copayments	-	-	-
Subrogation and Coordination of Benefits	-	-	-
Subtotal Reinsurance, Copay, Subrogation	-	-	-
Total Hospital, Medical, MH&SAS	103,329,708	418,455,075	421,050,358
Administration:			
Compensation	-	-	-
Direct and Allocated Admin expenses	-	-	-
Marketing	-	-	-
Interest Expense	-	-	-
Premium Tax Expense	8,559,885	33,167,789	32,920,128
Occupancy, Depreciation, and Amortization	-	-	-
Other Administration - Write-Ins	12,685,311	53,379,570	58,259,574
Total Administration Expenses	21,245,196	86,547,359	91,179,702
Total Expenses	124,574,904	505,002,434	512,230,060
Extraordinary Item	-	-	-
Provision for Income Tax	3,894,215	11,474,043	9,444,334
Net Income (Loss)	14,649,666	43,164,258	28,224,859
Write-Ins for Other Revenues			
Other Revenue - TennCare Bonuses	-	-	-
Other Revenue - ECF Administration Revenue and TennCare Bonuses	454,034	1,838,959	1,801,174
Other Revenue - Estimated TennCare Health Insurer Reimbursement Fee	-	-	9,835,318
Total Other Revenues	454,034	1,838,959	11,636,492
Write-Ins for Other Medical and Hospital			
Premium Deficiency Reserve	-	-	-
Other Miscellaneous	(919)	(24,132)	(211,642)
Other Capitated Services	360	79,617	446,309
Total Other Medical and Hospital	(559)	55,486	234,667
Write-Ins for Other MH & SS			
Other Capitated Services	367,545	1,438,184	1,298,133
Other Miscellaneous	-	-	-
Total Other MH & SS	367,545	1,438,184	1,298,133
Write-Ins for Other Administration			
Administrative Services Fee	10,205,809	43,668,701	41,871,830
Behaviorial Healthcare Services	1,305,737	5,085,427	4,727,946
Other Miscellaneous	1,173,765	4,625,442	11,659,798
Total Other Administration	12,685,311	53,379,570	58,259,574

Note
The pass-through revenue and associated taxes are excluded.
Premium taxes reported on accrual basis, please reference the reconciliation of cash to Accrual basis accounting.

Reporting Month	Jan-20	Feb-20	Mar-20	Apr-20	May-20	Jun-20	Jul-20	Aug-20	Sep-20	Oct-20	Nov-20	Dec-20	Jan-21	Feb-21	Mar-21	Apr-21	May-21	Jun-21	Jul-21	Aug-21	Sep-21	Oct-21	Nov-21	Dec-21	FY20	FY21	CY20	CY21	
	Administrative Cost																												
Fraud, Waste, and Abuse Prevention Expenses	\$ -	\$ -	\$ -	\$ (0)	\$ -	\$ -	\$ -	\$ -	\$ -	\$ -	\$ -	\$ -	\$ -	\$ -	\$ -	\$ -	\$ -	\$ -	\$ -	\$ -	\$ -	\$ -	\$ -	\$ -	\$ -	\$ 382,570	\$ -	\$ (0.00)	\$ -
Fines and penalties assessed by regulatory authorities	\$ -	\$ -	\$ -	\$ -	\$ -	\$ -	\$ -	\$ -	\$ -	\$ -	\$ -	\$ -	\$ -	\$ -	\$ -	\$ -	\$ -	\$ -	\$ -	\$ -	\$ -	\$ -	\$ -	\$ -	\$ -	\$ 62,368	\$ -	\$ -	\$ -
Other - please define in comments	\$ 343,352	\$ (56,862)	\$ 144,899	\$ 115,426	\$ 104,307	\$ 401,404	\$ 146,710	\$ 126,347	\$ 400,782	\$ 163,370	\$ 149,441	\$ 66,321	\$ 238,462	\$ 249,645	\$ 244,001	\$ 169,623	\$ (323,274)	\$ 233,498	\$ 206,952	\$ 277,650	\$ 376,436	\$ 249,883	\$ 210,111	\$ 235,061	\$ 1,861,918	\$ 1,864,927	\$ 2,105,497.82	\$ 2,368,048.56	
Health Care Quality Improvement and Other Expenses*																													
Improvement of health outcomes	\$ 737,722	\$ 728,540	\$ 685,846	\$ 727,060	\$ 727,116	\$ 742,090	\$ 743,652	\$ 722,019	\$ 746,481	\$ 1,041,856	\$ 926,091	\$ 830,530	\$ 751,388	\$ 1,284,805	\$ 1,054,640	\$ 1,125,271	\$ 1,201,614	\$ 1,087,707	\$ 1,205,635	\$ 1,208,970	\$ 1,428,371	\$ 1,005,585	\$ 1,119,029	\$ 1,183,387	\$ 9,663,716	\$ 11,516,065	\$ 9,359,013.91	\$ 13,656,403.13	
Activities to prevent hospital readmission	\$ 438,890	\$ 429,812	\$ 407,437	\$ 429,606	\$ 449,767	\$ 443,734	\$ 444,829	\$ 420,123	\$ 445,001	\$ 436,742	\$ 492,602	\$ 688,749	\$ 458,523	\$ 433,311	\$ 466,794	\$ 456,686	\$ 499,229	\$ 435,944	\$ 471,948	\$ 474,897	\$ 604,746	\$ 542,963	\$ 456,875	\$ 495,653	\$ 6,108,157	\$ 5,678,533	\$ 5,527,291.79	\$ 5,797,588.42	
Improvement of patient safety and reduce medical errors	\$ 354,793	\$ 348,806	\$ 328,044	\$ 316,023	\$ 305,572	\$ 353,969	\$ 317,508	\$ 347,456	\$ 355,053	\$ 339,801	\$ 429,656	\$ 1,213,414	\$ 418,514	\$ 389,614	\$ 427,092	\$ 415,254	\$ 463,349	\$ 390,737	\$ 533,994	\$ 436,012	\$ 544,016	\$ 503,334	\$ 300,463	\$ 532,922	\$ 4,712,851	\$ 5,507,448	\$ 5,009,494.76	\$ 5,355,298.85	
Wellness and health promotion activities	\$ 167,889	\$ 162,361	\$ 153,881	\$ 163,407	\$ 173,722	\$ 169,860	\$ 169,713	\$ 167,734	\$ 169,962	\$ 155,676	\$ 190,476	\$ 355,096	\$ 186,066	\$ 165,239	\$ 184,057	\$ 175,590	\$ 197,704	\$ 167,470	\$ 184,921	\$ 168,359	\$ 255,443	\$ 211,870	\$ 174,853	\$ 193,353	\$ 2,101,780	\$ 2,284,962	\$ 2,230,077.39	\$ 2,282,024.42	
Health information technology expenses related to improving health care quality	\$ 229,547	\$ 226,413	\$ 212,694	\$ 226,485	\$ 227,252	\$ 230,991	\$ 231,114	\$ 227,553	\$ 232,422	\$ 222,189	\$ 260,563	\$ 408,063	\$ 240,616	\$ 224,503	\$ 245,343	\$ 238,771	\$ 265,523	\$ 225,086	\$ 251,338	\$ 250,541	\$ 329,928	\$ 348,061	\$ 242,816	\$ 267,285	\$ 3,029,498	\$ 3,021,743	\$ 2,935,284.83	\$ 3,129,809.21	
Allowable technology implementation expenses (explain in comments)	\$ -	\$ -	\$ -	\$ -	\$ -	\$ -	\$ -	\$ -	\$ -	\$ -	\$ -	\$ -	\$ -	\$ -	\$ -	\$ -	\$ -	\$ -	\$ -	\$ -	\$ -	\$ -	\$ -	\$ -	\$ -	\$ -	\$ -	\$ -	\$ -
Activities related to external quality review	\$ -	\$ -	\$ -	\$ -	\$ -	\$ -	\$ -	\$ -	\$ -	\$ -	\$ -	\$ -	\$ -	\$ -	\$ -	\$ -	\$ -	\$ -	\$ -	\$ -	\$ -	\$ -	\$ -	\$ -	\$ -	\$ -	\$ -	\$ -	\$ -
Total Admin	\$ 6,537,954	\$ 6,524,310	\$ 6,390,308	\$ 6,647,060	\$ 6,746,285	\$ 6,653,475	\$ 6,662,113	\$ 6,658,608	\$ 6,732,775	\$ 6,988,758	\$ 7,698,035	\$ 6,505,506	\$ 6,878,729	\$ 6,470,806	\$ 7,002,168	\$ 6,927,728	\$ 7,106,680	\$ 6,597,024	\$ 7,224,501	\$ 7,302,380	\$ 9,250,626	\$ 7,678,643	\$ 7,000,889	\$ 7,911,025	\$ 82,044,510	\$ 82,228,931	\$ 80,746,088.96	\$ 87,351,199.07	
Recoveries																													
Claims payments recovered through fraud reduction efforts (not to exceed the amount of fraud reduction expenses)	\$ 113	\$ 20,305	\$ -	\$ -	\$ 8,273	\$ 1,858	\$ 34,198	\$ 33,968	\$ 47,600	\$ 794	\$ 2	\$ 5,589	\$ 290	\$ 6,548	\$ 16	\$ -	\$ -	\$ -	\$ -	\$ 354	\$ 44	\$ 781	\$ 8	\$ -	\$ 30,949	\$ 149,004	\$ 172,698.11	\$ 8,040.30	
Provider Overpayment Recoveries	\$ 1,483,597	\$ 2,410,837	\$ 1,411,448	\$ 1,870,424	\$ 736,236	\$ 794,688	\$ 944,312	\$ 962,507	\$ 1,100,623	\$ 1,033,098	\$ 671,764	\$ 1,283,091	\$ 928,837	\$ 683,646	\$ 700,819	\$ 2,160,728	\$ 2,394,195	\$ 3,638,239	\$ 1,491,239	\$ 691,098	\$ 1,126,175	\$ 1,235,654	\$ 2,198,818	\$ 1,386,486	\$ 20,377,722	\$ 16,469,960	\$ 14,602,606.45	\$ 18,624,233.56	
Third Party Liability Recoveries	\$ 220,481	\$ 241,609	\$ 126,338	\$ 130,558	\$ 159,767	\$ 203,450	\$ 115,422	\$ 109,508	\$ 222,477	\$ 123,423	\$ 80,331	\$ 159,345	\$ 88,676	\$ 77,140	\$ 176,908	\$ 181,203	\$ 108,951	\$ 102,194	\$ 194,818	\$ 117,290	\$ 278,428	\$ 176,139	\$ 139,209	\$ 98,390	\$ 1,963,216	\$ 1,545,577	\$ 1,892,708.17	\$ 1,739,944.67	
Subcontractor Overpayment Recoveries	\$ -	\$ -	\$ -	\$ -	\$ -	\$ -	\$ -	\$ -	\$ -	\$ -	\$ -	\$ -	\$ -	\$ -	\$ -	\$ -	\$ -	\$ -	\$ -	\$ -	\$ -	\$ -	\$ -	\$ -	\$ -	\$ -	\$ -	\$ -	\$ -
Recoverable claims for anticipated coordination of benefits	\$ 1,508,018	\$ 1,356,009	\$ 1,838,217	\$ 959,404	\$ 702,184	\$ 828,888	\$ 1,394,836	\$ 1,506,087	\$ 1,320,626	\$ 962,273	\$ 1,217,073	\$ 1,484,568	\$ 1,053,981	\$ 1,076,617	\$ 1,031,301	\$ 1,429,519	\$ 1,338,197	\$ 1,570,744	\$ 1,095,369	\$ 801,956	\$ 984,195	\$ 1,349,781	\$ 1,543,258	\$ 3,305,267	\$ 15,318,454	\$ 15,355,822	\$ 15,048,183.15	\$ 16,580,184.63	
Prescription drug rebates received and accrued	\$ -	\$ -	\$ -	\$ -	\$ -	\$ -	\$ -	\$ -	\$ -	\$ -	\$ -	\$ -	\$ -	\$ -	\$ -	\$ -	\$ -	\$ -	\$ -	\$ -	\$ -	\$ -	\$ -	\$ -	\$ -	\$ -	\$ -	\$ -	\$ -
MLR Calculations																													
Medical Loss Ratio, Gross Premium	94.5%	82.5%	86.6%	79.1%	86.7%	87.2%	89.2%	88.0%	89.7%	85.4%	79.4%	79.8%	83.0%	74.8%	85.9%	85.7%	84.5%	89.7%	84.2%	86.6%	85.5%	85.8%	89.9%	87.6%	86.8%	84.6%	85.7%	85.3%	87.6%
Medical Loss Ratio, Net Premium	102.3%	89.9%	94.2%	86.4%	94.3%	94.8%	96.9%	95.6%	97.4%	92.9%	86.7%	87.2%	88.6%	79.9%	91.7%	91.4%	90.2%	95.8%	89.9%	92.4%	91.3%	91.6%	96.0%	93.4%	93.4%	93.4%	91.2%	91.0%	91.0%
Per Member Expense	\$ 402.80	\$ 350.46	\$ 365.78	\$ 332.26	\$ 363.31	\$ 363.27	\$ 371.49	\$ 364.59	\$ 369.38	\$ 349.62	\$ 322.01	\$ 313.94	\$ 321.45	\$ 284.70	\$ 328.60	\$ 323.59	\$ 315.68	\$ 337.30	\$ 315.86	\$ 324.70	\$ 316.80	\$ 320.42	\$ 336.26	\$ 327.76	\$ 361.87	\$ 333.02	\$ 355.32	\$ 321.35	
Loss Ratio without self-funded items for comparison purposes	102.2%	87.5%	92.8%	94.0%	93.3%	94.1%	95.3%	94.1%	96.4%	91.7%	84.5%	85.2%	87.3%	77.2%	90.9%	90.3%	88.8%	95.3%	88.0%	91.0%	89.8%	103.4%	105.5%	105.1%	91.5%	89.7%	91.5%	93.1%	93.1%
Loss Ratio without DPs or admin for comparison purposes	98.6%	84.0%	89.5%	80.5%	89.8%	90.5%	91.0%	90.7%	92.9%	87.8%	80.5%	79.1%	83.5%	72.7%	86.6%	86.0%	84.1%	91.1%	88.0%	86.5%	84.3%	85.9%	91.5%	88.0%	87.8%	88.0%	85.6%	85.3%	85.3%
Reserve Total as a Percentage of Total Payments for comparison purposes	0.1%	0.1%	0.2%	0.2%	0.3%	0.3%	0.3%	0.7%	0.5%	0.8%	0.9%	1.1%	1.2%	1.3%	1.5%	1.8%	2.1%	2.9%	3.9%	5.7%	10.1%	18.1%	63.9%	0.1%	1.1%	0.4%	0.9%	0.9%	
Administrative Cost Percentages																													
Total Administrative Costs	9.12%	9.13%	9.08%	9.40%	9.47%	9.29%	9.15%	9.07%	9.11%	9.36%	10.28%	8.69%	9.50%	8.91%	9.62%	9.58%	9.83%	9.09%	9.86%	9.93%	12.55%	10.38%	9.43%	10.49%	9.67%	9.35%	9.26%	9.93%	
Fixed Admin	1.51%	1.73%	1.74%	1.66%	1.63%	1.69%	1.63%	1.58%	1.75%	1.80%	2.18%	1.23%	1.11%	0.32%	0.73%	0.72%	0.77%	0.74%	0.57%	0.72%	0.76%	0.78%	0.88%	0.58%	1.54%	1.22%	1.68%	0.72%	
Care Coordination Costs, excluding QI expenses	2.69%	2.65%	2.54%	2.63%	2.64%	2.71%	2.62%	2.57%	2.64%	2.94%	3.07%	4.67%	2.84%	3.44%	3.27%	3.33%	3.63%	3.16%	3.47%	4.29%	3.53%	3.09%	3.55%	3.02%	3.16%	2.87%	3.44%	3.44%	
Quality Improvement Expenses	5.88%	5.88%	5.96%	5.98%	5.98%	5.98%	5.99%	5.99%	5.99%	5.96%	5.96%	5.96%	6.34%	6.34%	6.34%	6.34%	6.34%	6.34%	6.31%	6.31%	6.31%	6.30%	6.30%	6.18%	5.99%	6.16%	5.98%	6.31%	
Premium Tax																													

Medical Loss Ratio Report - CoverKids

Region: East
 MCO: UnitedHealthcare Plan of the River Valley, Inc.
 Paid Through: 12/31/2021

		2021												Second Half of FY21	CY21	
		Incurred Month														
Reporting Month		Jan-21	Feb-21	Mar-21	Apr-21	May-21	Jun-21	Jul-21	Aug-21	Sep-21	Oct-21	Nov-21	Dec-21			
Enrollment	Member Months	4,632	4,622	4,594	4,479	4,300	4,320	4,384	4,472	4,530	4,578	4,605	4,545	26,947	54,061	
Claim Count	Discrete Claim Count Total	2,801	3,014	3,657	3,523	3,223	3,197	3,264	4,359	3,986	3,725	3,834	1,892	19,415	40,475	
Revenue	Capitation Revenue for All Members, including one-time pmts	\$ 983,782	\$ 1,000,816	\$ 1,005,513	\$ 982,714	\$ 867,615	\$ 881,574	\$ 903,348	\$ 925,758	\$ 946,126	\$ 981,445	\$ 1,005,157	\$ 1,002,675	\$ 5,722,015	\$ 11,486,523.77	
	Risk sharing mechanism receipts													\$ -	\$ -	
	Withholds under 42 CFR 438.6 (b) 3 (if applicable)	\$ -	\$ -	\$ 3	\$ 12	\$ -	\$ -	\$ -	\$ -	\$ -	\$ -	\$ 522	\$ 25,067	\$ 14	\$ 25,586.18	
	Reinsurance Recovery													\$ -	\$ -	
	Unpaid Cost Sharing Amounts 42 CFR 438.8 (f)(2)(iv)													\$ -	\$ -	
	Changes to unearned premium reserves 42 CFR 438.8 (f)(2)(v)													\$ -	\$ -	
	Other Accruals (Explain in comments)	\$ -	\$ 0	\$ (3)	\$ (12)	\$ (0)	\$ -	\$ 0	\$ -	\$ (0)	\$ 17	\$ (522)	\$ (26,096)	\$ (14)	\$ (26,615.63)	
	Gross Revenue	\$ 983,782	\$ 1,000,816	\$ 1,005,513	\$ 982,714	\$ 867,615	\$ 881,574	\$ 903,348	\$ 925,758	\$ 946,126	\$ 981,445	\$ 1,005,157	\$ 1,001,645	\$ 5,722,015	\$ 11,485,494.32	
	Other Federal, State, Local Taxes and Licensing and Regulatory Fees 438.8 (f)(3) - EXCLUDING federal income and State Premium Taxes														\$ -	\$ -
	Premium Tax	\$ 59,027	\$ 60,049	\$ 60,331	\$ 58,963	\$ 52,057	\$ 52,894	\$ 54,201	\$ 55,546	\$ 56,768	\$ 58,887	\$ 60,309	\$ 60,160	\$ 343,321	\$ 689,191.43	
Revenue Net of Taxes and Fees	\$ 924,755	\$ 940,767	\$ 945,182	\$ 923,752	\$ 815,558	\$ 828,680	\$ 849,147	\$ 870,213	\$ 889,358	\$ 922,559	\$ 944,848	\$ 941,485	\$ 5,378,694	\$ 10,796,302.89		
Paid Medical Expense <i>(Payments by the Claims Processing System for Covered Services for the Month) Expenses for ASCO arrangements with the State (pharmacy, dental) should NOT be included</i>	Medical Services															
	CMS 1450/UB 92 Payments															
	Inpatient - Maternity	\$ 3,669	\$ 4,366	\$ -	\$ -	\$ 8,138	\$ 10,331	\$ 5,543	\$ 2,696	\$ 7,648	\$ 5,076	\$ 12,276	\$ -	\$ 26,504	\$ 59,743.48	
	Inpatient - Newborn	\$ 397	\$ 1,054	\$ 9,610	\$ 1,060	\$ 3,649	\$ 5,438	\$ 6,197	\$ 181,644	\$ 814	\$ 23,215	\$ 302	\$ -	\$ 21,208	\$ 233,379.92	
	Inpatient - Medical	\$ 12,234	\$ 94,779	\$ 14,874	\$ 6,417	\$ 18,450	\$ 9,855	\$ 16,283	\$ 46,959	\$ 32,622	\$ 1,108	\$ 12,407	\$ 18,276	\$ 156,609	\$ 284,263.57	
	Inpatient - Surgery	\$ 6,754	\$ 10,152	\$ 16,771	\$ 14,477	\$ -	\$ -	\$ -	\$ 145,517	\$ 183	\$ 6,914	\$ -	\$ -	\$ 48,154	\$ 200,768.81	
	Inpatient - Other	\$ 57,484	\$ 79,279	\$ 91,644	\$ 72,037	\$ 76,067	\$ 79,373	\$ 108,732	\$ 98,730	\$ 108,736	\$ 124,187	\$ 104,863	\$ 51,504	\$ 455,885	\$ 1,052,636.34	
	Outpatient - Emergency Room	\$ 35,924	\$ 30,205	\$ 32,787	\$ 26,994	\$ 34,847	\$ 27,152	\$ 28,953	\$ 48,380	\$ 33,189	\$ 34,850	\$ 58,494	\$ 29,334	\$ 187,910	\$ 421,109.75	
	Outpatient - Laboratory	\$ 3,159	\$ 3,424	\$ 5,492	\$ 3,176	\$ 4,111	\$ 3,592	\$ 3,706	\$ 8,142	\$ 6,322	\$ 3,914	\$ 6,241	\$ 4,122	\$ 22,954	\$ 55,401.41	
	Outpatient - Radiology	\$ 3,224	\$ 3,682	\$ 6,507	\$ 4,092	\$ 5,365	\$ 6,011	\$ 4,623	\$ 6,514	\$ 4,199	\$ 6,061	\$ 5,751	\$ 2,321	\$ 28,882	\$ 58,351.22	
	Outpatient - Surgery	\$ 12,833	\$ 19,897	\$ 35,900	\$ 23,798	\$ 34,751	\$ 20,579	\$ 15,583	\$ 22,577	\$ 15,454	\$ 23,652	\$ 32,703	\$ 11,791	\$ 147,757	\$ 269,518.20	
	Outpatient - Other	\$ 14,402	\$ 19,736	\$ 19,825	\$ 12,155	\$ 12,194	\$ 13,051	\$ 11,730	\$ 9,800	\$ 16,158	\$ 40,880	\$ 28,419	\$ 2,771	\$ 91,364	\$ 201,121.65	
	CMS 1500 Payments															
	Professional - E&M	\$ 83,840	\$ 85,954	\$ 111,102	\$ 109,966	\$ 90,849	\$ 104,264	\$ 107,892	\$ 129,944	\$ 111,795	\$ 113,417	\$ 112,131	\$ 54,562	\$ 585,975	\$ 1,215,715.08	
	Professional - Home Health	\$ 4,308	\$ 3,163	\$ 3,814	\$ 4,478	\$ 3,538	\$ 3,228	\$ 2,094	\$ 2,419	\$ 2,934	\$ 2,209	\$ 2,647	\$ 1,544	\$ 22,529	\$ 36,376.87	
	Professional - Maternity	\$ 28,754	\$ 42,408	\$ 35,496	\$ 36,898	\$ 45,736	\$ 54,426	\$ 54,578	\$ 58,568	\$ 59,990	\$ 64,762	\$ 51,905	\$ 16,905	\$ 243,718	\$ 550,424.91	
	Professional - Surgery	\$ 8,421	\$ 11,893	\$ 13,772	\$ 13,232	\$ 11,626	\$ 11,832	\$ 9,902	\$ 12,114	\$ 9,542	\$ 10,375	\$ 13,174	\$ 3,782	\$ 70,776	\$ 129,664.22	
	Professional - DME	\$ 3,262	\$ 7,898	\$ 5,573	\$ 5,889	\$ 11,325	\$ 8,847	\$ 6,325	\$ 7,200	\$ 7,548	\$ 4,965	\$ 11,282	\$ 2,992	\$ 42,796	\$ 83,109.40	
	Professional - Lab	\$ 18,048	\$ 16,493	\$ 24,069	\$ 17,400	\$ 16,997	\$ 20,793	\$ 21,795	\$ 28,215	\$ 32,613	\$ 26,630	\$ 22,181	\$ 14,984	\$ 113,799	\$ 260,216.37	
	Professional - Radiology	\$ 29,617	\$ 31,972	\$ 42,536	\$ 40,719	\$ 39,379	\$ 41,251	\$ 45,995	\$ 43,409	\$ 47,382	\$ 38,781	\$ 31,035	\$ 17,652	\$ 225,474	\$ 449,727.67	
	Professional - Transportation	\$ 336	\$ 1,215	\$ 2,081	\$ 1,270	\$ 952	\$ -	\$ 3,288	\$ 969	\$ -	\$ 1,318	\$ 2,027	\$ 367	\$ 5,854	\$ 13,823.07	
	Professional - Other	\$ 65,479	\$ 68,055	\$ 42,293	\$ 37,711	\$ 36,775	\$ 37,783	\$ 42,032	\$ 76,324	\$ 71,968	\$ 57,333	\$ 59,223	\$ 24,790	\$ 288,096	\$ 619,765.70	
	Capitation and other Non-System Payments															
	Primary Care Physician	\$ -	\$ -	\$ -	\$ -	\$ (58)	\$ -	\$ -	\$ -	\$ -	\$ -	\$ -	\$ -	\$ -	\$ (58)	\$ (58.00)
	Specialty														\$ -	\$ -
	Dental														\$ -	\$ -
	Vision	\$ 5,384	\$ 7,186	\$ 7,577	\$ 7,534	\$ 4,800	\$ 5,352	\$ 9,194	\$ 7,013	\$ 8,418	\$ 10,613	\$ 4,287	\$ 3,880	\$ 37,832	\$ 81,235.92	
	Behavioral Health														\$ -	\$ -
	Grant Payments														\$ -	\$ -
	Subcontractor Payments for Mental Health / Substance Abuse														\$ -	\$ -
	Crisis Services Team Payments	\$ 4,761	\$ 4,729	\$ 4,783	\$ 4,686	\$ 4,492	\$ 4,515	\$ 4,564	\$ 4,568	\$ 4,663	\$ 4,735	\$ 4,889	\$ 4,851	\$ 27,965	\$ 56,233.14	
	Incentive / Bonus Payments Made to Network Providers														\$ -	\$ -
	Other Capitation and Non-system Costs														\$ -	\$ -
	Other Medical (provide description in comments)	\$ (2,537)	\$ (2,416)	\$ 3,052	\$ (3,324)	\$ 2,996	\$ (1,162)	\$ (7,126)	\$ 2,062	\$ 2,448	\$ 575	\$ 4,443	\$ 40	\$ (3,390)	\$ (948.78)	
	Behavioral Health Payments															
Inpatient	\$ 6,056	\$ 4,511	\$ 12,295	\$ 9,727	\$ 1,195	\$ 8,999	\$ 8,350	\$ 7,397	\$ 14,959	\$ -	\$ 7,140	\$ -	\$ 42,783	\$ 80,628.56		
Outpatient	\$ 7,822	\$ 7,275	\$ 7,577	\$ 3,570	\$ 1,672	\$ 8,072	\$ 16,342	\$ 4,206	\$ 6,639	\$ 8,450	\$ 3,303	\$ 1,227	\$ 35,988	\$ 76,155.53		
Professional	\$ 16,996	\$ 16,326	\$ 16,673	\$ 15,382	\$ 14,394	\$ 10,236	\$ 12,257	\$ 12,167	\$ 13,264	\$ 15,588	\$ 20,468	\$ 5,234	\$ 90,007	\$ 168,985.63		
Laboratory / Radiology													\$ -	\$ -		
Emergency													\$ -	\$ -		
Supported Housing	\$ 14	\$ 14	\$ -	\$ 14	\$ -	\$ -	\$ -	\$ 8,874	\$ 8,888	\$ 8,874	\$ -	\$ -	\$ 42	\$ 26,678.00		
Intensive Outpatient													\$ -	\$ -		
Partial Hospitalization	\$ 424	\$ 1,270	\$ 1,134	\$ 1,031	\$ 248	\$ 1,039	\$ 475	\$ 684	\$ 964	\$ 1,038	\$ 804	\$ 270	\$ 5,146	\$ 9,381.65		
In Home													\$ -	\$ -		
Transportation	\$ -	\$ 286	\$ 286	\$ -	\$ 286	\$ -	\$ -	\$ 281	\$ -	\$ -	\$ -	\$ -	\$ 857	\$ 1,138.08		
Twenty-Three Hour	\$ 99	\$ -	\$ 32	\$ 67	\$ -	\$ -	\$ -	\$ 80	\$ 167	\$ -	\$ -	\$ -	\$ 198	\$ 444.55		
Other	\$ 354	\$ 969	\$ 792	\$ 969	\$ 615	\$ 615	\$ 439	\$ 700	\$ 1,492	\$ 1,316	\$ 1,316	\$ 177	\$ 4,314	\$ 9,752.25		
Long-Term Care Payments																
Hospice														\$ -	\$ -	
Nursing Facility (Lvl 1 and Lvl 2, combined)														\$ -	\$ -	

		Reporting Month	Jan-21	Feb-21	Mar-21	Apr-21	May-21	Jun-21	Jul-21	Aug-21	Sep-21	Oct-21	Nov-21	Dec-21	Second Half of FY21	CY21	
		Home and Community Based Services Acuity and Quality Prmts													\$ -	\$ -	
		Total Payments	\$ 431,516	\$ 575,775	\$ 568,347	\$ 471,425	\$ 485,389	\$ 495,473	\$ 539,746	\$ 978,154	\$ 630,998	\$ 640,835	\$ 613,712	\$ 273,374	\$ 3,027,925	\$ 6,704,744.17	
IBNR Reserves	Home Health / Hospice IBNR	\$ 738	\$ 788	\$ 66	\$ (54)	\$ 75	\$ 115	\$ 183	\$ 326	\$ 551	\$ (2,514)	\$ (4,500)	\$ 5,295	\$ -	\$ 1,728	\$ 1,067.72	
	Inpatient IBNR	\$ 1,248	\$ 4,111	\$ 3,459	\$ 2,653	\$ 4,687	\$ 4,703	\$ 8,055	\$ 37,372	\$ 20,833	\$ 131,005	\$ 173,634	\$ 235,606	\$ -	\$ 20,860	\$ 627,365.17	
	Outpatient IBNR	\$ 6,646	\$ 7,088	\$ 596	\$ (489)	\$ 675	\$ 1,036	\$ 1,644	\$ 2,932	\$ 4,956	\$ (22,627)	\$ (40,498)	\$ 47,651	\$ -	\$ 15,551	\$ 9,609.49	
	Professional IBNR	\$ 644	\$ 1,037	\$ 1,368	\$ 1,733	\$ 1,981	\$ 3,043	\$ 4,716	\$ 8,294	\$ 10,957	\$ 1,607	\$ 30,540	\$ 154,111	\$ -	\$ 9,807	\$ 220,031.85	
	Behavioral Health IBNR	\$ 717	\$ 672	\$ 1,664	\$ 1,360	\$ 410	\$ 1,483	\$ 1,654	\$ 2,256	\$ 4,556	\$ 3,004	\$ 331	\$ 28,598	\$ -	\$ 6,305	\$ 46,703.07	
	LTC IBNR														\$ -	\$ -	
	Incentive / Bonus Payment Accruals														\$ -	\$ -	
	Other IBNR (Please identify in comments)														\$ -	\$ -	
	Total IBNR		\$ 9,994	\$ 13,695	\$ 7,154	\$ 5,201	\$ 7,828	\$ 10,380	\$ 16,250	\$ 51,180	\$ 41,852	\$ 110,475	\$ 159,507	\$ 471,261	\$ 54,252	\$ 904,777.30	
	Total Payments and Remaining IBNR		\$ 441,509	\$ 589,470	\$ 575,501	\$ 476,626	\$ 493,217	\$ 505,853	\$ 555,996	\$ 1,029,334	\$ 672,850	\$ 751,310	\$ 773,219	\$ 744,635	\$ 3,082,177	\$ 7,609,521.47	
Administrative Cost Breakdown	Claims Processing and Member Services	\$ 7,392	\$ 7,386	\$ 7,303	\$ 7,183	\$ 6,880	\$ 6,915	\$ 7,007	\$ 7,134	\$ 7,304	\$ 7,319	\$ 7,243	\$ 16,637	\$ -	\$ 43,059	\$ 95,703.50	
	IT, Finance, and Management	\$ 3,955	\$ 4,123	\$ 2,352	\$ 4,411	\$ 3,357	\$ 3,086	\$ 2,944	\$ 2,942	\$ 5,513	\$ 2,921	\$ 3,677	\$ 3,655	\$ -	\$ 21,284	\$ 42,934.56	
	Marketing/Outreach	\$ -	\$ 7	\$ -	\$ 7	\$ -	\$ 0	\$ -	\$ 0	\$ -	\$ 0	\$ 1	\$ 1,115	\$ -	\$ -	\$ 1,130.30	
	Network Development	\$ 8,811	\$ 8,849	\$ 4,446	\$ 8,065	\$ 6,387	\$ 6,529	\$ 6,238	\$ 6,439	\$ 11,154	\$ 5,771	\$ 8,041	\$ 8,388	\$ -	\$ 43,087	\$ 89,118.60	
	Corporate Overhead Allocation (provide allocation formula across owned plans in comments)	\$ 34,163	\$ 34,319	\$ 46,260	\$ 36,424	\$ 37,738	\$ 36,165	\$ 34,408	\$ 32,548	\$ 54,788	\$ 40,558	\$ 30,645	\$ 39,214	\$ -	\$ 225,067	\$ 457,227.57	
	Reinsurance Premiums	\$ 984	\$ 1,001	\$ 1,006	\$ 983	\$ 868	\$ 882	\$ 903	\$ 926	\$ 946	\$ 981	\$ 1,005	\$ 1,002	\$ -	\$ 5,722	\$ 11,485.51	
	Administrative Costs associated with subcapitated arrangements														\$ -	\$ -	
	General Operating Expenses (rent, utilities, etc.)	\$ 874	\$ 866	\$ 566	\$ 856	\$ (133)	\$ 491	\$ 463	\$ 1,434	\$ 3,242	\$ 1,604	\$ 652	\$ 1,253	\$ -	\$ 3,521	\$ 12,168.39	
	Medical Management (exclude QI expenses)	\$ 3,181	\$ 3,178	\$ 3,142	\$ 3,060	\$ 2,932	\$ 3,011	\$ (1,801)	\$ 3,000	\$ (145)	\$ 1,949	\$ 3,975	\$ 1,406	\$ -	\$ 18,503	\$ 26,888.16	
	Fraud, Waste, and Abuse Prevention Expenses	\$ -	\$ -	\$ -	\$ -	\$ -	\$ -	\$ -	\$ -	\$ -	\$ -	\$ -	\$ -	\$ -	\$ -	\$ -	\$ -
	Fines and penalties assessed by regulatory authorities	\$ -	\$ -	\$ -	\$ -	\$ -	\$ -	\$ -	\$ -	\$ -	\$ -	\$ -	\$ -	\$ -	\$ -	\$ -	\$ -
	Other - please define in comments	\$ 2,029	\$ 2,004	\$ 1,058	\$ 1,979	\$ 1,511	\$ 2,088	\$ 1,881	\$ 5,389	\$ 6,630	\$ 4,633	\$ 4,701	\$ 4,823	\$ -	\$ 10,670	\$ 38,727.24	
	Health Care Quality Improvement and Other Expenses*																
	Improvement of health outcomes	\$ 8,451	\$ 8,508	\$ 9,263	\$ 8,773	\$ 8,282	\$ 8,197	\$ 11,485	\$ 8,541	\$ 17,624	\$ 10,158	\$ 9,218	\$ 10,661	\$ -	\$ 51,474	\$ 119,161.52	
	Activities to prevent hospital readmission	\$ 4,786	\$ 4,818	\$ 5,246	\$ 4,968	\$ 4,690	\$ 4,642	\$ 4,409	\$ 4,695	\$ 7,834	\$ 5,344	\$ 4,710	\$ 5,527	\$ -	\$ 29,151	\$ 61,670.55	
	Improvement of patient safety and reduce medical errors	\$ 5,868	\$ 5,900	\$ 6,384	\$ 6,063	\$ 5,731	\$ 5,680	\$ 5,426	\$ 5,746	\$ 8,735	\$ 7,009	\$ 4,069	\$ 8,055	\$ -	\$ 35,627	\$ 74,665.33	
	Wellness and health promotion activities	\$ 2,309	\$ 2,324	\$ 2,531	\$ 2,397	\$ 2,263	\$ 2,239	\$ 2,833	\$ 2,265	\$ 3,980	\$ 2,682	\$ 2,380	\$ 2,774	\$ -	\$ 14,063	\$ 30,975.25	
Health information technology expenses related to improving health care quality	\$ 2,987	\$ 3,007	\$ 3,274	\$ 3,101	\$ 2,927	\$ 2,897	\$ 3,193	\$ 2,946	\$ 5,000	\$ 3,396	\$ 3,007	\$ 3,517	\$ -	\$ 18,195	\$ 39,252.91		
Allowable technology implementation expenses (explain in comments)	\$ -	\$ -	\$ -	\$ -	\$ -	\$ -	\$ -	\$ -	\$ -	\$ -	\$ -	\$ -	\$ -	\$ -	\$ -	\$ -	
Activities related to external quality review	\$ -	\$ -	\$ -	\$ -	\$ -	\$ -	\$ -	\$ -	\$ -	\$ -	\$ -	\$ -	\$ -	\$ -	\$ -	\$ -	
Total Admin		\$ 85,789	\$ 86,290	\$ 92,831	\$ 88,269	\$ 83,433	\$ 82,822	\$ 79,389	\$ 84,006	\$ 132,604	\$ 94,327	\$ 84,438	\$ 106,911	\$ 519,435	\$ 1,101,109.38		
Recoveries	Claims payments recovered through fraud reduction efforts (not to exceed the amount of fraud reduction expenses)	\$ -	\$ -	\$ -	\$ -	\$ -	\$ -	\$ -	\$ -	\$ -	\$ -	\$ -	\$ -	\$ -	\$ -	\$ -	
	Provider Overpayment Recoveries	\$ -	\$ 163	\$ 250	\$ 5,103	\$ 8,658	\$ 12,882	\$ 1,083	\$ 758	\$ 31,664	\$ 9,398	\$ 4,398	\$ 6,178	\$ -	\$ 27,056	\$ 80,534.49	
	Third Party Liability Recoveries	\$ -	\$ -	\$ -	\$ 3,519	\$ 277	\$ 341	\$ 277	\$ 296	\$ 1,463	\$ 7,998	\$ 2,403	\$ 1,780	\$ -	\$ 4,137	\$ 18,353.12	
	Subcontractor Overpayment Recoveries	\$ -	\$ -	\$ -	\$ -	\$ -	\$ -	\$ -	\$ -	\$ -	\$ -	\$ -	\$ -	\$ -	\$ -	\$ -	
	Recoverable claims for anticipated coordination of benefits	\$ -	\$ 6,659	\$ 20,802	\$ 10,142	\$ 8,497	\$ 9,350	\$ 19,918	\$ 14,747	\$ 18,619	\$ 13,703	\$ 21,553	\$ 10,114	\$ -	\$ 55,452	\$ 154,106.05	
	Prescription drug rebates received and accrued	\$ -	\$ -	\$ -	\$ -	\$ -	\$ -	\$ -	\$ -	\$ -	\$ -	\$ -	\$ -	\$ -	\$ -	\$ -	\$ -
MLR Calculations	Medical Loss Ratio, Gross Premium	47.4%	61.4%	59.9%	51.1%	59.6%	60.1%	64.6%	113.8%	75.7%	79.5%	79.3%	77.4%		56.5%	69.1%	
	Medical Loss Ratio, Net Premium	50.4%	65.3%	63.7%	54.3%	63.4%	63.9%	68.7%	121.1%	80.5%	84.5%	84.3%	82.3%		60.1%	73.5%	
	Per Member Expense	\$ 95.32	\$ 127.54	\$ 125.27	\$ 106.41	\$ 114.70	\$ 117.10	\$ 126.82	\$ 230.17	\$ 148.53	\$ 164.11	\$ 167.91	\$ 163.84	\$ -	\$ 114.38	\$ 140.76	
	Loss Ratio without self-funded items for comparison purposes	50.4%	65.3%	63.7%	54.3%	63.4%	63.9%	68.7%	121.1%	80.5%	84.5%	84.3%	82.3%		60.1%	73.5%	
	Loss Ratio without DPs or admin for comparison purposes	47.7%	62.7%	60.9%	51.6%	60.5%	61.0%	65.5%	118.3%	75.7%	81.4%	81.8%	79.1%		57.3%	70.5%	
Reserve Total as a Percentage of Total Payments for comparison purposes	2.3%	2.3%	1.2%	1.1%	1.6%	2.1%	2.9%	5.0%	6.2%	14.7%	20.6%	63.3%		1.8%	11.9%		
Administrative Cost Percentages	Total Administrative Costs	8.72%	8.62%	9.23%	8.98%	9.62%	9.39%	8.79%	9.07%	14.02%	9.61%	8.40%	10.67%		9.08%	9.59%	
	Fixed Admin																
	Care Coordination Costs, excluding QI expenses	0.32%	0.32%	0.31%	0.31%	0.34%	0.34%	-0.20%	0.32%	-0.02%	0.20%	0.40%	0.14%		0.32%	0.23%	
	Quality Improvement Expenses	2.48%	2.45%	2.66%	2.57%	2.75%	2.68%	3.03%	2.61%	4.56%	2.91%	2.33%	3.05%		2.60%	2.84%	
	Premium Tax	6.00%	6.00%	6.00%	6.00%	6.00%	6.00%	6.00%	6.00%	6.00%	6.00%	6.00%	6.00%		6.00%	6.00%	

Medical Loss Ratio Report - CoverKids

Region: Middle
MCO: UnitedHealthcare Plan of the River Valley, Inc.
Paid Through: 12/31/2021

		2021												Second Half of FY21	CY21	
		Incurred Month														
Reporting Month		Jan-21	Feb-21	Mar-21	Apr-21	May-21	Jun-21	Jul-21	Aug-21	Sep-21	Oct-21	Nov-21	Dec-21			
Enrollment	Member Months	7,040	7,064	7,082	6,964	6,666	6,702	6,804	6,942	7,068	7,151	7,180	7,065	41,518	83,728	
Claim Count	Discrete Claim Count Total	5,224	4,614	6,198	5,594	4,828	5,381	5,252	6,423	5,729	5,454	5,440	3,047	31,839	63,184	
Revenue	Capitation Revenue for All Members, including one-time pmts	\$ 1,693,039	\$ 1,727,902	\$ 1,749,061	\$ 1,723,390	\$ 1,523,960	\$ 1,537,823	\$ 1,579,214	\$ 1,611,224	\$ 1,663,360	\$ 1,723,330	\$ 1,763,095	\$ 1,763,550	\$ 9,955,174	\$ 20,058,948.78	
	Risk sharing mechanism receipts													\$ -	\$ -	
	Withholds under 42 CFR 438.6 (b) 3 (if applicable)	\$ -	\$ -	\$ (23)	\$ 2	\$ (1)	\$ (14)	\$ (14)	\$ (5)	\$ 1	\$ 9	\$ 995	\$ 44,089	\$ (36)	\$ 45,038.79	
	Reinsurance Recovery													\$ -	\$ -	
	Unpaid Cost Sharing Amounts 42 CFR 438.8 (f)(2)(iv)													\$ -	\$ -	
	Changes to unearned premium reserves 42 CFR 438.8 (f)(2)(v)													\$ -	\$ -	
	Other Accruals (Explain in comments)	\$ (0)	\$ (0)	\$ 23	\$ (2)	\$ 1	\$ (186)	\$ 14	\$ 5	\$ (1)	\$ (9)	\$ (995)	\$ (63,587)	\$ (164)	\$ (64,737.06)	
	Gross Revenue		\$ 1,693,039	\$ 1,727,902	\$ 1,749,061	\$ 1,723,390	\$ 1,523,960	\$ 1,537,824	\$ 1,579,214	\$ 1,611,224	\$ 1,663,360	\$ 1,723,330	\$ 1,763,095	\$ 1,744,052	\$ 9,954,975	\$ 20,039,250.51
	Other Federal, State, Local Taxes and Licensing and Regulatory Fees 438.8 (f)(3) - EXCLUDING federal income and State Premium Taxes														\$ -	\$ -
	Premium Tax		\$ 101,582	\$ 103,674	\$ 104,944	\$ 103,403	\$ 91,438	\$ 92,269	\$ 94,753	\$ 96,673	\$ 99,802	\$ 103,400	\$ 105,786	\$ 105,813	\$ 597,310	\$ 1,203,536.93
Revenue Net of Taxes and Fees		\$ 1,591,457	\$ 1,624,228	\$ 1,644,117	\$ 1,619,986	\$ 1,432,522	\$ 1,445,354	\$ 1,484,461	\$ 1,514,551	\$ 1,563,559	\$ 1,619,930	\$ 1,657,310	\$ 1,638,239	\$ 9,357,664	\$ 18,835,713.58	
Paid Medical Expense <i>(Payments by the Claims Processing System for Covered Services for the Month) Expenses for ASCO arrangements with the State (pharmacy, dental) should NOT be included</i>	Medical Services															
	CMS 1450/UB 92 Payments															
	Inpatient - Maternity	\$ 21,833	\$ 15,247	\$ 25,796	\$ 6,039	\$ 19,498	\$ 25,746	\$ 25,524	\$ 8,780	\$ 8,508	\$ 28,058	\$ 6,952	\$ -	\$ 114,159	\$ 191,980.90	
	Inpatient - Newborn	\$ 6,430	\$ 2,929	\$ 891	\$ 11,294	\$ 19,822	\$ 2,473	\$ 63,579	\$ 24,495	\$ 152,928	\$ 2,484	\$ 13,774	\$ -	\$ 43,840	\$ 301,100.06	
	Inpatient - Medical	\$ 79,489	\$ 36,725	\$ 50,914	\$ 28,219	\$ 11,258	\$ 32,069	\$ 47,675	\$ 23,845	\$ 33,109	\$ 46,961	\$ 30,494	\$ 4,578	\$ 238,675	\$ 425,336.36	
	Inpatient - Surgery	\$ 17,026	\$ -	\$ -	\$ 9,340	\$ 20,655	\$ 9,729	\$ 4,660	\$ 6,153	\$ -	\$ 4,660	\$ -	\$ 9,556	\$ 56,749	\$ 81,777.57	
	Inpatient - Other	\$ 299,086	\$ 192,677	\$ 208,438	\$ 220,500	\$ 216,380	\$ 227,880	\$ 302,941	\$ 288,924	\$ 398,837	\$ 273,506	\$ 237,101	\$ 118,101	\$ 1,364,962	\$ 2,984,373.56	
	Outpatient - Emergency Room	\$ 39,567	\$ 53,090	\$ 52,936	\$ 46,082	\$ 45,690	\$ 55,197	\$ 48,527	\$ 64,453	\$ 55,069	\$ 54,665	\$ 54,259	\$ 33,565	\$ 292,562	\$ 603,100.20	
	Outpatient - Laboratory	\$ 5,704	\$ 6,899	\$ 10,769	\$ 9,390	\$ 11,302	\$ 6,354	\$ 10,377	\$ 16,317	\$ 13,231	\$ 11,000	\$ 9,958	\$ 4,771	\$ 50,419	\$ 116,075.09	
	Outpatient - Radiology	\$ 13,010	\$ 8,970	\$ 22,087	\$ 13,675	\$ 10,916	\$ 16,733	\$ 13,429	\$ 15,648	\$ 12,295	\$ 17,433	\$ 14,299	\$ 7,566	\$ 85,390	\$ 166,059.65	
	Outpatient - Surgery	\$ 38,013	\$ 44,376	\$ 56,659	\$ 43,541	\$ 49,831	\$ 34,407	\$ 36,720	\$ 74,676	\$ 45,185	\$ 49,829	\$ 54,510	\$ 22,271	\$ 266,826	\$ 550,017.69	
	Outpatient - Other	\$ 27,511	\$ 42,634	\$ 48,656	\$ 42,192	\$ 63,230	\$ 53,666	\$ 45,292	\$ 46,497	\$ 85,515	\$ 56,559	\$ 64,841	\$ 21,882	\$ 277,889	\$ 598,474.24	
	CMS 1500 Payments															
	Professional - E&M	\$ 133,944	\$ 103,398	\$ 140,853	\$ 134,901	\$ 115,632	\$ 125,992	\$ 147,416	\$ 175,134	\$ 143,423	\$ 136,485	\$ 133,140	\$ 73,533	\$ 754,720	\$ 1,563,850.28	
	Professional - Home Health	\$ 3,592	\$ 3,725	\$ 4,110	\$ 3,827	\$ 2,742	\$ 3,134	\$ 2,304	\$ 4,189	\$ 3,860	\$ 5,173	\$ 4,066	\$ 2,559	\$ 21,130	\$ 43,281.87	
	Professional - Maternity	\$ 102,596	\$ 68,110	\$ 85,725	\$ 78,647	\$ 91,109	\$ 92,530	\$ 119,823	\$ 94,413	\$ 105,826	\$ 97,981	\$ 88,395	\$ 42,716	\$ 518,717	\$ 1,067,871.36	
	Professional - Surgery	\$ 21,324	\$ 15,441	\$ 14,227	\$ 13,192	\$ 20,066	\$ 15,846	\$ 14,881	\$ 14,396	\$ 17,652	\$ 17,711	\$ 13,639	\$ 8,950	\$ 100,097	\$ 187,326.36	
	Professional - DME	\$ 10,780	\$ 4,489	\$ 19,018	\$ 9,699	\$ 5,466	\$ 10,211	\$ 10,936	\$ 11,717	\$ 18,826	\$ 8,359	\$ 7,375	\$ 3,870	\$ 59,664	\$ 120,746.43	
	Professional - Lab	\$ 34,106	\$ 23,654	\$ 42,343	\$ 28,261	\$ 29,238	\$ 42,980	\$ 28,680	\$ 46,352	\$ 48,868	\$ 35,934	\$ 34,783	\$ 16,157	\$ 200,582	\$ 411,356.65	
	Professional - Radiology	\$ 32,302	\$ 30,411	\$ 40,144	\$ 39,868	\$ 36,663	\$ 41,135	\$ 39,091	\$ 38,548	\$ 41,286	\$ 40,759	\$ 40,017	\$ 23,251	\$ 220,523	\$ 443,474.56	
	Professional - Transportation	\$ 3,744	\$ 7,346	\$ 3,962	\$ 2,398	\$ 2,357	\$ 5,409	\$ 4,462	\$ 4,602	\$ 10,245	\$ 3,564	\$ 5,934	\$ 1,474	\$ 25,216	\$ 55,495.41	
	Professional - Other	\$ 77,296	\$ 56,136	\$ 76,412	\$ 79,515	\$ 61,479	\$ 68,741	\$ 84,156	\$ 115,807	\$ 119,000	\$ 109,429	\$ 98,487	\$ 43,539	\$ 419,579	\$ 989,996.89	
	Capitation and other Non-System Payments															
	Primary Care Physician	\$ -	\$ -	\$ -	\$ -	\$ -	\$ -	\$ -	\$ -	\$ -	\$ -	\$ -	\$ -	\$ -	\$ -	\$ -
	Specialty														\$ -	\$ -
	Dental														\$ -	\$ -
	Vision	\$ 12,499	\$ 7,774	\$ 11,988	\$ 8,595	\$ 7,870	\$ 9,798	\$ 17,508	\$ 12,307	\$ 10,998	\$ 12,829	\$ 8,215	\$ 6,517	\$ 58,523	\$ 126,896.72	
	Behavioral Health														\$ -	\$ -
	Grant Payments														\$ -	\$ -
	Subcontractor Payments for Mental Health / Substance Abuse														\$ -	\$ -
	Crisis Services Team Payments	\$ 11,286	\$ 11,599	\$ 11,602	\$ 11,510	\$ 11,072	\$ 11,077	\$ 11,205	\$ 11,259	\$ 11,502	\$ 11,863	\$ 11,949	\$ 12,095	\$ 68,146	\$ 138,019.08	
	Incentive / Bonus Payments Made to Network Providers														\$ -	\$ -
	Other Capitation and Non-system Costs														\$ -	\$ -
	Other Medical (provide description in comments)	\$ (10,577)	\$ 6,523	\$ (40)	\$ (1,515)	\$ 13	\$ (113)	\$ (3,148)	\$ (413)	\$ 800	\$ (1,890)	\$ 1,909	\$ 3,020	\$ (5,709)	\$ (5,432.30)	
	Behavioral Health Payments															
	Inpatient	\$ 43,634	\$ 28,546	\$ 37,039	\$ 22,705	\$ 11,290	\$ 12,592	\$ 13,282	\$ 8,699	\$ 18,867	\$ 6,623	\$ 32,457	\$ 3,760	\$ 155,805	\$ 239,492.36	
	Outpatient	\$ 1,208	\$ 2,947	\$ 2,477	\$ 738	\$ 8,237	\$ 10,399	\$ 15,219	\$ 5,312	\$ 8,825	\$ 10,104	\$ 7,876	\$ 3,200	\$ 26,006	\$ 76,541.15	
	Professional	\$ 19,258	\$ 20,777	\$ 22,434	\$ 16,460	\$ 14,039	\$ 14,031	\$ 11,219	\$ 11,512	\$ 10,681	\$ 12,587	\$ 13,594	\$ 5,542	\$ 106,999	\$ 172,134.34	
	Laboratory / Radiology													\$ -	\$ -	
	Emergency													\$ -	\$ -	
Supported Housing	\$ 2,512	\$ 3,140	\$ 7,263	\$ 6,635	\$ 9,461	\$ 3,140	\$ 2,826	\$ 4,536	\$ 5,584	\$ 3,076	\$ -	\$ -	\$ 32,151	\$ 48,173.00		
Intensive Outpatient													\$ -	\$ -		
Partial Hospitalization	\$ 960	\$ 1,508	\$ 2,475	\$ 1,627	\$ 2,036	\$ 1,083	\$ 756	\$ 1,243	\$ 1,072	\$ 1,674	\$ 978	\$ 619	\$ 9,688	\$ 16,029.62		
In Home													\$ -	\$ -		
Transportation	\$ -	\$ 247	\$ -	\$ 296	\$ -	\$ -	\$ -	\$ -	\$ -	\$ -	\$ -	\$ -	\$ 543	\$ 543.22		
Twenty-Three Hour	\$ -	\$ -	\$ 49	\$ 279	\$ 174	\$ -	\$ 98	\$ 115	\$ -	\$ 61	\$ 198	\$ -	\$ 501	\$ 973.07		
Other	\$ 877	\$ 1,471	\$ 1,924	\$ 1,839	\$ 2,016	\$ 1,662	\$ 1,401	\$ 1,139	\$ 877	\$ 1,316	\$ 2,454	\$ 354	\$ 9,789	\$ 17,328.70		
Long-Term Care Payments																
Hospice														\$ -	\$ -	
Nursing Facility (Lvl 1 and Lvl 2, combined)														\$ -	\$ -	

		Reporting Month	Jan-21	Feb-21	Mar-21	Apr-21	May-21	Jun-21	Jul-21	Aug-21	Sep-21	Oct-21	Nov-21	Dec-21	Second Half of FY21	CY21
		Home and Community Based Services Acuity and Quality Prmts													\$ -	\$ -
		Total Payments	\$ 1,049,011	\$ 800,790	\$ 1,001,151	\$ 889,748	\$ 899,542	\$ 933,899	\$ 1,120,838	\$ 1,130,655	\$ 1,382,867	\$ 1,058,792	\$ 991,652	\$ 473,449	\$ 5,574,141	\$ 11,732,394.09
		Home Health / Hospice IBNR	\$ 33	\$ 84	\$ 132	\$ 133	\$ 195	\$ 282	\$ 390	\$ 822	\$ 1,438	\$ 1,395	\$ 3,126	\$ 17,118	\$ 858	\$ 25,148.44
		Inpatient IBNR	\$ 6,549	\$ 5,381	\$ 7,445	\$ 7,772	\$ 12,681	\$ 13,342	\$ 26,175	\$ 27,278	\$ 82,410	\$ 178,761	\$ 267,404	\$ 427,741	\$ 53,170	\$ 1,062,939.94
		Outpatient IBNR	\$ 298	\$ 752	\$ 1,188	\$ 1,193	\$ 1,754	\$ 2,535	\$ 3,514	\$ 7,397	\$ 12,946	\$ 12,556	\$ 28,137	\$ 154,065	\$ 7,721	\$ 226,335.98
		Professional IBNR	\$ 1,207	\$ 1,200	\$ 1,899	\$ 2,379	\$ 2,928	\$ 3,614	\$ 6,949	\$ 10,030	\$ 17,183	\$ 20,058	\$ 54,753	\$ 188,217	\$ 13,227	\$ 310,417.77
		Behavioral Health IBNR	\$ 4,759	\$ 3,371	\$ 4,594	\$ 3,067	\$ 1,684	\$ 2,092	\$ 2,631	\$ 2,268	\$ 4,517	\$ 1,946	\$ (8,982)	\$ 32,256	\$ 19,567	\$ 54,202.93
		LTC IBNR													\$ -	\$ -
		Incentive / Bonus Payment Accruals													\$ -	\$ -
		Other IBNR (Please identify in comments)													\$ -	\$ -
		Total IBNR	\$ 12,846	\$ 10,788	\$ 15,258	\$ 14,544	\$ 19,242	\$ 21,865	\$ 39,660	\$ 47,795	\$ 118,495	\$ 214,716	\$ 344,439	\$ 819,397	\$ 94,543	\$ 1,679,045.06
		Total Payments and Remaining IBNR	\$ 1,061,858	\$ 811,578	\$ 1,016,408	\$ 904,292	\$ 918,784	\$ 955,765	\$ 1,160,498	\$ 1,178,449	\$ 1,501,363	\$ 1,273,508	\$ 1,336,091	\$ 1,292,846	\$ 5,668,685	\$ 13,411,439.15
		Claims Processing and Member Services	\$ 11,268	\$ 11,333	\$ 11,279	\$ 11,186	\$ 10,876	\$ 10,745	\$ 10,876	\$ 11,097	\$ 11,411	\$ 11,423	\$ 11,266	\$ 28,595	\$ 66,488	\$ 151,155.63
		IT, Finance, and Management	\$ 6,807	\$ 7,197	\$ 4,073	\$ 7,744	\$ 5,849	\$ 5,339	\$ 5,157	\$ 5,145	\$ 9,668	\$ 5,097	\$ 6,440	\$ 6,408	\$ 37,009	\$ 74,923.99
		Marketing/Outreach	\$ -	\$ 12	\$ -	\$ 12	\$ -	\$ 0	\$ -	\$ 1	\$ 2	\$ 2	\$ 1,952	\$ -	\$ 24	\$ 1,979.43
		Network Development	\$ 15,167	\$ 15,447	\$ 7,699	\$ 14,159	\$ 11,127	\$ 11,297	\$ 10,928	\$ 11,261	\$ 19,562	\$ 10,072	\$ 14,083	\$ 14,706	\$ 74,896	\$ 155,507.31
		Corporate Overhead Allocation (provide allocation formula across owned plans in comments)	\$ 58,804	\$ 59,907	\$ 80,105	\$ 63,946	\$ 65,746	\$ 62,577	\$ 60,278	\$ 56,921	\$ 96,084	\$ 70,783	\$ 53,667	\$ 68,754	\$ 391,085	\$ 797,571.87
		Reinsurance Premiums	\$ 1,693	\$ 1,728	\$ 1,749	\$ 1,723	\$ 1,524	\$ 1,538	\$ 1,579	\$ 1,611	\$ 1,663	\$ 1,723	\$ 1,763	\$ 1,744	\$ 9,955	\$ 20,039.24
		Administrative Costs associated with subcapitated arrangements	\$ -	\$ 2	\$ 4	\$ 4	\$ 2	\$ 2	\$ -	\$ -	\$ -	\$ -	\$ -	\$ -	\$ 11	\$ 10.58
		General Operating Expenses (rent, utilities, etc.)	\$ 1,505	\$ 1,511	\$ 980	\$ 1,504	\$ (232)	\$ 850	\$ 812	\$ 2,508	\$ 5,685	\$ 2,799	\$ 1,142	\$ 2,196	\$ 6,118	\$ 21,260.25
		Medical Management (exclude QI expenses)	\$ 4,849	\$ 4,857	\$ 4,850	\$ 4,758	\$ 4,542	\$ 4,680	\$ (2,748)	\$ 4,702	\$ (107)	\$ 3,035	\$ 6,212	\$ 2,234	\$ 28,535	\$ 41,863.98
		Fraud, Waste, and Abuse Prevention Expenses	\$ -	\$ -	\$ -	\$ -	\$ -	\$ -	\$ -	\$ -	\$ -	\$ -	\$ -	\$ -	\$ -	\$ -
		Fines and penalties assessed by regulatory authorities	\$ -	\$ -	\$ -	\$ -	\$ -	\$ -	\$ -	\$ -	\$ -	\$ -	\$ -	\$ -	\$ -	\$ -
		Other - please define in comments	\$ 3,493	\$ 3,499	\$ 1,833	\$ 3,474	\$ 2,633	\$ 3,613	\$ 3,295	\$ 9,425	\$ 11,627	\$ 8,086	\$ 8,232	\$ 8,456	\$ 18,544	\$ 67,666.33
		Health Care Quality Improvement and Other Expenses*														
		Improvement of health outcomes	\$ 14,547	\$ 14,851	\$ 16,041	\$ 15,402	\$ 14,428	\$ 14,184	\$ 19,341	\$ 14,882	\$ 30,112	\$ 17,621	\$ 15,967	\$ 18,516	\$ 89,452	\$ 205,890.68
		Activities to prevent hospital readmission	\$ 8,238	\$ 8,411	\$ 9,084	\$ 8,722	\$ 8,171	\$ 8,033	\$ 7,724	\$ 8,212	\$ 13,739	\$ 9,327	\$ 8,249	\$ 9,691	\$ 50,659	\$ 107,599.34
		Improvement of patient safety and reduce medical errors	\$ 9,980	\$ 10,195	\$ 10,945	\$ 10,536	\$ 9,890	\$ 9,736	\$ 9,401	\$ 9,949	\$ 15,318	\$ 12,045	\$ 7,368	\$ 13,742	\$ 61,283	\$ 129,105.40
		Wellness and health promotion activities	\$ 3,974	\$ 4,057	\$ 4,382	\$ 4,208	\$ 3,942	\$ 3,875	\$ 4,814	\$ 3,961	\$ 6,937	\$ 4,664	\$ 4,147	\$ 4,842	\$ 24,438	\$ 53,803.37
		Health information technology expenses related to improving health care quality	\$ 5,142	\$ 5,250	\$ 5,670	\$ 5,444	\$ 5,100	\$ 5,014	\$ 5,500	\$ 5,148	\$ 8,746	\$ 5,918	\$ 5,252	\$ 6,153	\$ 31,620	\$ 68,337.07
		Allowable technology implementation expenses (explain in comments)	\$ -	\$ -	\$ -	\$ -	\$ -	\$ -	\$ -	\$ -	\$ -	\$ -	\$ -	\$ -	\$ -	\$ -
		Activities related to external quality review	\$ -	\$ -	\$ -	\$ -	\$ -	\$ -	\$ -	\$ -	\$ -	\$ -	\$ -	\$ -	\$ -	\$ -
		Total Admin	\$ 145,467	\$ 148,257	\$ 158,693	\$ 152,822	\$ 143,398	\$ 141,481	\$ 136,957	\$ 144,824	\$ 230,446	\$ 162,595	\$ 145,739	\$ 186,037	\$ 890,117	\$ 1,896,714.48
		Claims payments recovered through fraud reduction efforts (not to exceed the amount of fraud reduction expenses)	\$ -	\$ -	\$ -	\$ -	\$ -	\$ -	\$ -	\$ -	\$ -	\$ -	\$ -	\$ -	\$ -	\$ -
		Provider Overpayment Recoveries	\$ -	\$ 148	\$ 108	\$ 795	\$ 3,965	\$ 7,845	\$ 7,148	\$ 5,854	\$ 8,997	\$ 13,017	\$ 7,070	\$ 8,693	\$ 12,861	\$ 63,640.35
		Third Party Liability Recoveries	\$ -	\$ -	\$ -	\$ 668	\$ 9,799	\$ 1,299	\$ 1,703	\$ 8,697	\$ 3,971	\$ 1,976	\$ 2,180	\$ 935	\$ 11,765	\$ 31,227.05
		Subcontractor Overpayment Recoveries	\$ -	\$ -	\$ -	\$ -	\$ -	\$ -	\$ -	\$ -	\$ -	\$ -	\$ -	\$ -	\$ -	\$ -
		Recoverable claims for anticipated coordination of benefits	\$ 325	\$ 26,649	\$ 70,445	\$ 34,832	\$ 25,841	\$ 32,638	\$ 20,670	\$ 26,661	\$ 20,745	\$ 34,192	\$ 39,388	\$ 17,280	\$ 190,729	\$ 349,665.66
		Prescription drug rebates received and accrued	\$ -	\$ -	\$ -	\$ -	\$ -	\$ -	\$ -	\$ -	\$ -	\$ -	\$ -	\$ -	\$ -	\$ -
		MLR Calculations														
		Medical Loss Ratio, Gross Premium	65.2%	49.4%	60.7%	55.0%	63.0%	64.8%	76.4%	75.8%	94.8%	76.8%	78.1%	77.2%	59.5%	69.7%
		Medical Loss Ratio, Net Premium	69.4%	52.6%	64.6%	58.8%	67.0%	69.0%	81.3%	80.6%	100.8%	81.7%	83.1%	82.1%	63.3%	74.2%
		Per Member Expense	\$ 150.83	\$ 114.89	\$ 143.52	\$ 129.85	\$ 137.83	\$ 142.61	\$ 170.56	\$ 169.76	\$ 212.42	\$ 178.09	\$ 186.09	\$ 182.99	\$ 136.54	\$ 160.18
		Loss Ratio without self-funded items for comparison purposes	69.4%	52.6%	64.6%	58.8%	67.0%	69.0%	81.3%	80.6%	100.8%	81.7%	83.1%	82.1%	63.3%	74.2%
		Loss Ratio without DPs or admin for comparison purposes	66.7%	50.0%	61.8%	55.8%	64.1%	66.1%	78.2%	77.8%	96.0%	78.6%	80.6%	78.9%	60.6%	71.2%
		Reserve Total as a Percentage of Total Payments for comparison purposes	1.2%	1.3%	1.5%	1.6%	2.1%	2.3%	3.4%	4.1%	7.9%	16.9%	25.8%	63.4%	1.7%	12.5%
		Administrative Cost Percentages														
		Total Administrative Costs	8.59%	8.58%	9.07%	8.87%	9.41%	9.20%	8.67%	8.99%	13.85%	9.43%	8.27%	10.67%	8.94%	9.46%
		Fixed Admin														
		Care Coordination Costs, excluding QI expenses	0.29%	0.28%	0.28%	0.28%	0.30%	0.30%	-0.17%	0.29%	-0.01%	0.18%	0.35%	0.13%	0.29%	0.21%
		Quality Improvement Expenses	2.47%	2.47%	2.64%	2.57%	2.73%	2.66%	2.96%	2.62%	4.50%	2.88%	2.32%	3.04%	2.59%	2.82%
		Premium Tax	6.00%	6.00%	6.00%	6.00%	6.00%	6.00%	6.00%	6.00%	6.00%	6.00%	6.00%	6.00%	6.00%	6.01%

Medical Loss Ratio Report - CoverKids

Region: West
 MCO: UnitedHealthcare Plan of the River Valley, Inc.
 Paid Through: 12/31/2021

		2021												Second Half of FY21	CY21	
		Incurred Month														
Reporting Month		Jan-21	Feb-21	Mar-21	Apr-21	May-21	Jun-21	Jul-21	Aug-21	Sep-21	Oct-21	Nov-21	Dec-21			
Enrollment	Member Months	2,904	2,876	2,860	2,772	2,596	2,607	2,667	2,713	2,743	2,774	2,783	2,748	16,615	33,043	
Claim Count	Discrete Claim Count Total	1,541	1,258	1,899	1,646	1,547	1,606	1,684	2,219	2,027	1,845	1,730	872	9,497	19,874	
Revenue	Capitation Revenue for All Members, including one-time pmts	\$ 709,752	\$ 710,300	\$ 716,053	\$ 698,183	\$ 592,834	\$ 595,027	\$ 617,601	\$ 630,906	\$ 640,718	\$ 662,126	\$ 676,697	\$ 676,218	\$ 4,022,150	\$ 7,926,415.56	
	Risk sharing mechanism receipts													\$ -	\$ -	
	Withholds under 42 CFR 438.6 (b) 3 (if applicable)	\$ -	\$ -	\$ (14)	\$ (3)	\$ (14)	\$ (18)	\$ (6)	\$ (6)	\$ (6)	\$ (12)	\$ 362	\$ 16,905	\$ (49)	\$ 17,189.12	
	Reinsurance Recovery													\$ -	\$ -	
	Unpaid Cost Sharing Amounts 42 CFR 438.8 (f)(2)(iv)													\$ -	\$ -	
	Changes to unearned premium reserves 42 CFR 438.8 (f)(2)(v)													\$ -	\$ -	
	Other Accruals (Explain in comments)	\$ -	\$ 1,107	\$ 14	\$ 3	\$ 1,984	\$ 18	\$ 6	\$ 6	\$ 6	\$ 12	\$ (362)	\$ (20,718)	\$ 3,126	\$ (17,924.36)	
	Gross Revenue	\$ 709,752	\$ 711,407	\$ 716,053	\$ 698,183	\$ 594,804	\$ 595,027	\$ 617,601	\$ 630,906	\$ 640,718	\$ 662,126	\$ 676,697	\$ 672,405	\$ 4,025,227	\$ 7,925,680.32	
	Other Federal, State, Local Taxes and Licensing and Regulatory Fees 438.8 (f)(3) - EXCLUDING federal income and State Premium Taxes														\$ -	\$ -
	Premium Tax	\$ 42,585	\$ 42,618	\$ 42,963	\$ 41,891	\$ 35,570	\$ 35,702	\$ 37,056	\$ 37,854	\$ 38,443	\$ 39,728	\$ 40,602	\$ 40,573	\$ 241,329	\$ 475,584.93	
Revenue Net of Taxes and Fees	\$ 667,167	\$ 668,789	\$ 673,090	\$ 656,292	\$ 559,234	\$ 559,325	\$ 580,545	\$ 593,052	\$ 602,275	\$ 622,398	\$ 636,095	\$ 631,832	\$ 3,783,898	\$ 7,450,095.39		
Paid Medical Expense <small>(Payments by the Claims Processing System for Covered Services for the Month) Expenses for ASCO arrangements with the State (pharmacy, dental) should NOT be included</small>	Medical Services															
	CMS 1450/UB 92 Payments															
	Inpatient - Maternity	\$ 423	\$ 2,854	\$ 8,510	\$ -	\$ 3,146	\$ 5,708	\$ -	\$ -	\$ -	\$ 3,175	\$ -	\$ -	\$ 20,641	\$ 23,816.34	
	Inpatient - Newborn	\$ -	\$ 3,848	\$ -	\$ 1,140	\$ 9,907	\$ -	\$ 6,080	\$ 919	\$ -	\$ -	\$ -	\$ 3,848	\$ 919	\$ 14,895	
	Inpatient - Medical	\$ 8,081	\$ 3,538	\$ 24,647	\$ 24,598	\$ 2,680	\$ 7,003	\$ 10,556	\$ 20,353	\$ 7,237	\$ 86,441	\$ 5,226	\$ 116	\$ 70,547	\$ 200,476.90	
	Inpatient - Surgery	\$ 65,380	\$ -	\$ -	\$ 295	\$ -	\$ 4,670	\$ -	\$ -	\$ -	\$ 6,743	\$ -	\$ -	\$ 70,345	\$ 77,087.78	
	Inpatient - Other	\$ 44,390	\$ 36,633	\$ 50,614	\$ 38,692	\$ 59,032	\$ 44,635	\$ 50,799	\$ 81,635	\$ 69,306	\$ 55,077	\$ 56,568	\$ 19,304	\$ 273,997	\$ 606,686.44	
	Outpatient - Emergency Room	\$ 10,498	\$ 10,515	\$ 17,249	\$ 12,007	\$ 14,219	\$ 16,798	\$ 13,514	\$ 20,623	\$ 18,727	\$ 14,722	\$ 15,516	\$ 4,450	\$ 81,286	\$ 168,837.77	
	Outpatient - Laboratory	\$ 2,180	\$ 894	\$ 4,577	\$ 2,516	\$ 2,685	\$ 1,545	\$ 2,965	\$ 6,468	\$ 4,270	\$ 3,689	\$ 2,891	\$ 313	\$ 14,396	\$ 34,993.33	
	Outpatient - Radiology	\$ 8,717	\$ 2,816	\$ 5,211	\$ 3,046	\$ 5,701	\$ 3,423	\$ 10,700	\$ 5,958	\$ 7,981	\$ 5,325	\$ 8,438	\$ 2,439	\$ 28,914	\$ 69,756.20	
	Outpatient - Surgery	\$ 13,549	\$ 9,398	\$ 18,696	\$ 12,674	\$ 15,005	\$ 19,195	\$ 11,190	\$ 7,881	\$ 28,692	\$ 8,277	\$ 8,368	\$ 768	\$ 88,516	\$ 153,691.84	
	Outpatient - Other	\$ 9,077	\$ 13,079	\$ 16,813	\$ 15,662	\$ 8,842	\$ 8,935	\$ 9,303	\$ 9,221	\$ 10,385	\$ 6,246	\$ 4,888	\$ 2,233	\$ 72,407	\$ 114,684.01	
	CMS 1500 Payments															
	Professional - E&M	\$ 42,931	\$ 29,263	\$ 48,495	\$ 46,366	\$ 38,337	\$ 37,956	\$ 45,052	\$ 58,339	\$ 47,148	\$ 54,599	\$ 41,846	\$ 20,312	\$ 243,349	\$ 510,644.22	
	Professional - Home Health	\$ 244	\$ 278	\$ 970	\$ 848	\$ 355	\$ 663	\$ 457	\$ 386	\$ 552	\$ 819	\$ 395	\$ 165	\$ 3,358	\$ 6,132.59	
	Professional - Maternity	\$ 20,735	\$ 17,330	\$ 29,596	\$ 18,875	\$ 34,252	\$ 25,238	\$ 24,595	\$ 43,626	\$ 41,400	\$ 30,977	\$ 25,396	\$ 11,970	\$ 146,024	\$ 323,988.80	
	Professional - Surgery	\$ 5,074	\$ 5,186	\$ 8,431	\$ 6,987	\$ 5,898	\$ 5,994	\$ 7,226	\$ 4,229	\$ 6,500	\$ 12,671	\$ 2,481	\$ 1,359	\$ 37,568	\$ 72,035.64	
	Professional - DME	\$ 1,473	\$ 2,914	\$ 7,349	\$ 1,747	\$ 2,644	\$ 2,384	\$ 2,245	\$ 1,405	\$ 2,057	\$ 2,101	\$ 2,120	\$ 1,712	\$ 18,511	\$ 30,150.94	
	Professional - Lab	\$ 9,463	\$ 5,483	\$ 9,408	\$ 6,757	\$ 8,952	\$ 24,679	\$ 26,541	\$ 14,186	\$ 20,542	\$ 11,120	\$ 13,278	\$ 4,253	\$ 64,742	\$ 154,662.54	
	Professional - Radiology	\$ 8,004	\$ 6,532	\$ 9,455	\$ 10,889	\$ 9,289	\$ 8,788	\$ 8,146	\$ 9,344	\$ 12,287	\$ 15,112	\$ 10,239	\$ 5,043	\$ 52,957	\$ 113,127.85	
	Professional - Transportation	\$ 895	\$ 1,659	\$ 1,291	\$ 951	\$ 1,178	\$ 3,201	\$ 549	\$ 1,829	\$ 1,740	\$ 4,099	\$ 1,363	\$ 1,664	\$ 9,175	\$ 20,419.41	
	Professional - Other	\$ 26,961	\$ 29,303	\$ 44,629	\$ 30,725	\$ 20,771	\$ 28,335	\$ 19,968	\$ 53,361	\$ 41,844	\$ 27,675	\$ 25,623	\$ 10,874	\$ 180,724	\$ 360,069.67	
	Capitation and other Non-System Payments															
	Primary Care Physician	\$ -	\$ -	\$ -	\$ -	\$ -	\$ -	\$ -	\$ -	\$ -	\$ -	\$ -	\$ -	\$ -	\$ -	
	Specialty														\$ -	
	Dental														\$ -	
	Vision	\$ 5,042	\$ 3,413	\$ 8,493	\$ 6,146	\$ 2,868	\$ 5,453	\$ 4,885	\$ 4,240	\$ 6,622	\$ 6,010	\$ 2,700	\$ 2,471	\$ 31,415	\$ 58,340.94	
	Behavioral Health														\$ -	
	Grant Payments														\$ -	
	Subcontractor Payments for Mental Health / Substance Abuse														\$ -	
	Crisis Services Team Payments	\$ 2,502	\$ 2,492	\$ 2,545	\$ 2,463	\$ 2,312	\$ 2,299	\$ 2,315	\$ 2,362	\$ 2,424	\$ 2,427	\$ 2,490	\$ 2,482	\$ 14,613	\$ 29,112.21	
	Incentive / Bonus Payments Made to Network Providers														\$ -	
	Other Capitation and Non-system Costs														\$ -	
	Other Medical (provide description in comments)	\$ (1,851)	\$ (1,834)	\$ 2,249	\$ (4,423)	\$ 5,023	\$ (4,663)	\$ 821	\$ 3,154	\$ 160	\$ (3,519)	\$ 3,558	\$ (35)	\$ (5,498)	\$ (1,358.74)	
	Behavioral Health Payments															
Inpatient	\$ 4,816	\$ -	\$ 10,209	\$ 17,100	\$ 18,799	\$ 11,489	\$ 4,377	\$ 5,672	\$ 18,566	\$ 9,627	\$ -	\$ 4,495	\$ 62,413	\$ 105,150.10		
Outpatient	\$ 1,025	\$ -	\$ 2,964	\$ 5,450	\$ 217	\$ -	\$ 205	\$ 1,000	\$ 1,000	\$ 284	\$ 164	\$ -	\$ 9,656	\$ 12,308.60		
Professional	\$ 6,652	\$ 6,684	\$ 8,260	\$ 5,704	\$ 3,966	\$ 4,243	\$ 4,523	\$ 4,560	\$ 4,456	\$ 7,013	\$ 8,475	\$ 3,605	\$ 35,508	\$ 68,138.65		
Laboratory / Radiology													\$ -	\$ -		
Emergency													\$ -	\$ -		
Supported Housing													\$ -	\$ -		
Intensive Outpatient	\$ -	\$ -	\$ -	\$ -	\$ -	\$ -	\$ 194	\$ 97	\$ -	\$ -	\$ -	\$ -	\$ -	\$ 291.00		
Partial Hospitalization	\$ 264	\$ 271	\$ 153	\$ 249	\$ 332	\$ 520	\$ 209	\$ 306	\$ 180	\$ 232	\$ 326	\$ 150	\$ 1,788	\$ 3,190.30		
In Home													\$ -	\$ -		
Transportation													\$ -	\$ -		
Twenty-Three Hour	\$ -	\$ -	\$ 81	\$ -	\$ 132	\$ 81	\$ -	\$ 141	\$ -	\$ -	\$ -	\$ -	\$ 293	\$ 434.72		
Other	\$ 177	\$ -	\$ 177	\$ 177	\$ 354	\$ 354	\$ -	\$ -	\$ 177	\$ -	\$ -	\$ -	\$ 1,237	\$ 1,414.00		
Long-Term Care Payments																
Hospice													\$ -	\$ -		
Nursing Facility (Lvl 1 and Lvl 2, combined)													\$ -	\$ -		

		Reporting Month	Jan-21	Feb-21	Mar-21	Apr-21	May-21	Jun-21	Jul-21	Aug-21	Sep-21	Oct-21	Nov-21	Dec-21	Second Half of FY21	CY21
		Home and Community Based Services Acuity and Quality Prmts													\$ -	\$ -
		Total Payments	\$ 296,699	\$ 192,547	\$ 341,072	\$ 267,640	\$ 276,894	\$ 268,926	\$ 267,414	\$ 361,296	\$ 354,252	\$ 370,943	\$ 242,349	\$ 103,993	\$ 1,643,779	\$ 3,344,026.25
IBNR Reserves	Home Health / Hospice IBNR	\$ 10	\$ 14	\$ 43	\$ 35	\$ 53	\$ 85	\$ 154	\$ 246	\$ 460	\$ 2,971	\$ 3,020	\$ 7,295	\$ 239	\$ 14,385.10	
	Inpatient IBNR	\$ 1,789	\$ 1,009	\$ 2,203	\$ 1,870	\$ 3,297	\$ 2,855	\$ 4,215	\$ 8,307	\$ 11,091	\$ (55,787)	\$ 36,680	\$ 93,004	\$ 13,023	\$ 110,532.91	
	Outpatient IBNR	\$ 88	\$ 127	\$ 385	\$ 312	\$ 478	\$ 766	\$ 1,382	\$ 2,211	\$ 4,136	\$ 26,742	\$ 27,181	\$ 65,659	\$ 2,155	\$ 129,465.90	
	Professional IBNR	\$ 390	\$ 426	\$ 776	\$ 813	\$ 906	\$ 1,291	\$ 1,773	\$ 3,860	\$ 5,518	\$ (2,494)	\$ 34,741	\$ 77,290	\$ 4,602	\$ 125,289.47	
	Behavioral Health IBNR	\$ 544	\$ 44	\$ 1,273	\$ 2,175	\$ 2,418	\$ 1,561	\$ 789	\$ 1,094	\$ 3,945	\$ 3,610	\$ 11,529	\$ 13,656	\$ 8,015	\$ 42,637.77	
	LTC IBNR														\$ -	\$ -
	Incentive / Bonus Payment Accruals														\$ -	\$ -
	Other IBNR (Please identify in comments)														\$ -	\$ -
	Total IBNR	\$ 2,821	\$ 1,620	\$ 4,680	\$ 5,203	\$ 7,152	\$ 6,557	\$ 8,312	\$ 15,717	\$ 25,149	\$ (24,957)	\$ 113,151	\$ 256,905	\$ 28,034	\$ 422,311.15	
	Total Payments and Remaining IBNR	\$ 299,521	\$ 194,167	\$ 345,752	\$ 272,843	\$ 284,047	\$ 275,483	\$ 275,725	\$ 377,013	\$ 379,401	\$ 345,986	\$ 355,500	\$ 360,899	\$ 1,671,813	\$ 3,766,337.40	
Administrative Cost Breakdown	Claims Processing and Member Services	\$ 4,647	\$ 4,622	\$ 4,549	\$ 4,455	\$ 4,157	\$ 4,184	\$ 4,266	\$ 4,339	\$ 4,431	\$ 4,433	\$ 4,390	\$ 8,501	\$ 26,614	\$ 56,973.76	
	IT, Finance, and Management	\$ 2,831	\$ 2,942	\$ 1,700	\$ 3,170	\$ 2,281	\$ 2,100	\$ 2,050	\$ 2,017	\$ 3,734	\$ 1,930	\$ 2,467	\$ 2,444	\$ 15,024	\$ 29,666.64	
	Marketing/Outreach	\$ -	\$ 5	\$ -	\$ -	\$ -	\$ 0	\$ -	\$ 0	\$ 0	\$ 1	\$ 748	\$ -	\$ 10	\$ 758.84	
	Network Development	\$ 6,308	\$ 6,315	\$ 3,213	\$ 5,796	\$ 4,340	\$ 4,444	\$ 4,344	\$ 4,415	\$ 7,555	\$ 3,814	\$ 5,394	\$ 5,610	\$ 30,414	\$ 61,547.38	
	Corporate Overhead Allocation (provide allocation formula across owned plans in comments)	\$ 24,459	\$ 24,490	\$ 33,426	\$ 26,174	\$ 25,640	\$ 24,615	\$ 23,962	\$ 22,315	\$ 37,111	\$ 26,804	\$ 20,557	\$ 26,229	\$ 158,804	\$ 315,782.19	
	Reinsurance Premiums	\$ 710	\$ 711	\$ 716	\$ 698	\$ 595	\$ 595	\$ 618	\$ 631	\$ 641	\$ 662	\$ 677	\$ 672	\$ 4,025	\$ 7,925.69	
	Administrative Costs associated with subcapitated arrangements													\$ -	\$ -	
	General Operating Expenses (rent, utilities, etc.)	\$ 626	\$ 618	\$ 409	\$ 615	\$ (90)	\$ 334	\$ 323	\$ 983	\$ 2,196	\$ 1,060	\$ 437	\$ 838	\$ 2,512	\$ 8,349.07	
	Medical Management (exclude QI expenses)	\$ 2,001	\$ 1,984	\$ 1,950	\$ 1,891	\$ 1,771	\$ 1,822	\$ (1,134)	\$ 1,834	\$ (109)	\$ 1,190	\$ 2,449	\$ 858	\$ 11,419	\$ 16,506.82	
	Fraud, Waste, and Abuse Prevention Expenses	\$ -	\$ -	\$ -	\$ -	\$ -	\$ -	\$ -	\$ -	\$ -	\$ -	\$ -	\$ -	\$ -	\$ -	\$ -
	Fines and penalties assessed by regulatory authorities	\$ -	\$ -	\$ -	\$ -	\$ -	\$ -	\$ -	\$ -	\$ -	\$ -	\$ -	\$ -	\$ -	\$ -	\$ -
	Other - please define in comments	\$ 1,453	\$ 1,430	\$ 765	\$ 1,422	\$ 1,027	\$ 1,421	\$ 1,310	\$ 3,695	\$ 4,491	\$ 3,062	\$ 3,153	\$ 3,226	\$ 7,518	\$ 26,454.89	
	Health Care Quality Improvement and Other Expenses*															
	Improvement of health outcomes	\$ 6,051	\$ 6,071	\$ 6,693	\$ 6,304	\$ 5,627	\$ 5,579	\$ 7,703	\$ 5,838	\$ 11,702	\$ 6,669	\$ 6,113	\$ 7,072	\$ 36,325	\$ 81,422.61	
	Activities to prevent hospital readmission	\$ 3,427	\$ 3,438	\$ 3,791	\$ 3,570	\$ 3,187	\$ 3,160	\$ 3,070	\$ 3,219	\$ 5,306	\$ 3,532	\$ 3,160	\$ 3,697	\$ 20,572	\$ 42,556.38	
	Improvement of patient safety and reduce medical errors	\$ 4,151	\$ 4,163	\$ 4,562	\$ 4,306	\$ 3,858	\$ 3,826	\$ 3,729	\$ 3,901	\$ 5,917	\$ 4,578	\$ 2,793	\$ 5,277	\$ 24,866	\$ 51,061.67	
	Wellness and health promotion activities	\$ 1,653	\$ 1,659	\$ 1,829	\$ 1,722	\$ 1,537	\$ 1,524	\$ 1,916	\$ 1,553	\$ 2,683	\$ 1,766	\$ 1,588	\$ 1,848	\$ 9,924	\$ 21,278.63	
	Health information technology expenses related to improving health care quality	\$ 2,139	\$ 2,146	\$ 2,366	\$ 2,228	\$ 1,989	\$ 1,972	\$ 2,188	\$ 2,019	\$ 3,380	\$ 2,241	\$ 2,012	\$ 2,348	\$ 12,840	\$ 27,027.17	
	Allowable technology implementation expenses (explain in comments)	\$ -	\$ -	\$ -	\$ -	\$ -	\$ -	\$ -	\$ -	\$ -	\$ -	\$ -	\$ -	\$ -	\$ -	\$ -
	Activities related to external quality review	\$ -	\$ -	\$ -	\$ -	\$ -	\$ -	\$ -	\$ -	\$ -	\$ -	\$ -	\$ -	\$ -	\$ -	\$ -
Total Admin	\$ 60,455	\$ 60,594	\$ 65,968	\$ 62,357	\$ 55,918	\$ 55,576	\$ 54,346	\$ 56,759	\$ 89,038	\$ 61,743	\$ 55,938	\$ 68,621	\$ 360,868	\$ 747,311.75		
Recoveries	Claims payments recovered through fraud reduction efforts (not to exceed the amount of fraud reduction expenses)	\$ -	\$ -	\$ -	\$ -	\$ -	\$ -	\$ -	\$ -	\$ -	\$ -	\$ -	\$ -	\$ -	\$ -	\$ -
	Provider Overpayment Recoveries	\$ -	\$ -	\$ 385	\$ 311	\$ 2,632	\$ 1,285	\$ 4,268	\$ 465	\$ 4,163	\$ 8,530	\$ 6,025	\$ 1,160	\$ 4,613	\$ 29,223.92	
	Third Party Liability Recoveries	\$ -	\$ -	\$ -	\$ 41	\$ 287	\$ 66	\$ 370	\$ 927	\$ 229	\$ 368	\$ 520	\$ 3,109	\$ 394	\$ 5,917.18	
	Subcontractor Overpayment Recoveries	\$ -	\$ -	\$ -	\$ -	\$ -	\$ -	\$ -	\$ -	\$ -	\$ -	\$ -	\$ -	\$ -	\$ -	\$ -
	Recoverable claims for anticipated coordination of benefits	\$ -	\$ -	\$ 4,050	\$ 12,355	\$ 8,631	\$ 4,932	\$ 5,280	\$ 4,950	\$ 12,703	\$ 9,108	\$ 9,223	\$ 6,063	\$ 29,967	\$ 77,293.43	
	Prescription drug rebates received and accrued	\$ -	\$ -	\$ -	\$ -	\$ -	\$ -	\$ -	\$ -	\$ -	\$ -	\$ -	\$ -	\$ -	\$ -	\$ -
MLR Calculations	Medical Loss Ratio, Gross Premium	44.7%	29.8%	51.0%	41.7%	50.5%	49.0%	47.7%	62.4%	63.7%	55.1%	54.8%	56.7%	44.1%	50.3%	
	Medical Loss Ratio, Net Premium	47.5%	31.6%	54.2%	44.3%	53.7%	52.1%	50.7%	66.4%	67.8%	58.6%	58.4%	60.3%	46.9%	53.6%	
	Per Member Expense	\$ 103.14	\$ 67.51	\$ 120.89	\$ 98.43	\$ 109.42	\$ 105.67	\$ 103.38	\$ 138.97	\$ 138.32	\$ 124.72	\$ 127.74	\$ 131.33	\$ 100.62	\$ 113.98	
	Loss Ratio without self-funded items for comparison purposes	47.5%	31.6%	54.2%	44.3%	53.7%	52.1%	50.7%	66.4%	67.8%	58.6%	58.4%	60.3%	46.9%	53.6%	
	Loss Ratio without DPs or admin for comparison purposes	44.9%	29.0%	51.4%	41.6%	50.8%	49.3%	47.5%	63.6%	63.0%	55.6%	55.9%	57.1%	44.2%	50.6%	
Reserve Total as a Percentage of Total Payments for comparison purposes	0.9%	0.8%	1.4%	1.9%	2.5%	2.4%	3.0%	4.2%	6.6%	-7.2%	31.8%	71.2%	1.7%	11.2%		
Administrative Cost Percentages	Total Administrative Costs	8.52%	8.52%	9.21%	8.93%	9.40%	9.34%	8.80%	9.00%	13.90%	9.32%	8.27%	10.21%	8.97%	9.43%	
	Fixed Admin															
	Care Coordination Costs, excluding QI expenses	0.28%	0.28%	0.27%	0.27%	0.30%	0.31%	-0.18%	0.29%	-0.02%	0.18%	0.36%	0.13%	0.28%	0.21%	
	Quality Improvement Expenses	2.45%	2.46%	2.69%	2.60%	2.72%	2.70%	3.01%	2.62%	4.52%	2.84%	2.31%	3.01%	2.60%	2.82%	
	Premium Tax	6.00%	5.99%	6.00%	6.00%	5.98%	6.00%	6.00%	6.00%	6.00%	6.00%	6.00%	6.00%	6.00%	6.00%	



Actuarial Certification

Carrier: UnitedHealthcare Plan of the River Valley, Inc.
Date: January 13, 2022
Valuation Date: December 31, 2021
Subject: TennCare Claim Reserve Estimate (IBNR) as of December 31, 2021 – Risk Business – Eastern Tennessee – Long Term Care

I, Kevin P. Donnelly, am Sr. Director of Actuarial Services for United HealthCare. I am a member of the American Academy of Actuaries and am qualified to render the actuarial opinion contained herein.

In my opinion, the claim reserve estimate (IBNR) of \$15,852,521 provides good and sufficient provision for all unpaid claim liabilities and was computed in accordance with currently accepted actuarial standards.

Note that, as of December 31, 2021, this block of business had approximately 2,900 members.

A handwritten signature in blue ink, appearing to read "Kevin P. Donnelly", written over a horizontal line.

Kevin P. Donnelly, FSA, FCAS, MAAA
Sr. Director of Actuarial Services, United Healthcare
9800 Health Care Lane, MN006-W009
Minnetonka, MN 55343
(952) 931-5433
E-mail: Kevin.donnelly@uhc.com



Actuarial Certification

Carrier: UnitedHealthcare Plan of the River Valley, Inc.
Date: January 13, 2022
Valuation Date: December 31, 2021
Subject: TennCare Claim Reserve Estimate (IBNR) as of December 31, 2021 – Risk Business – Eastern Tennessee – Excluding CHIP and Long Term Care

I, Kevin P. Donnelly, am Sr. Director of Actuarial Services for United HealthCare. I am a member of the American Academy of Actuaries and am qualified to render the actuarial opinion contained herein.

In my opinion, the claim reserve estimate (IBNR) of \$45,220,109 provides good and sufficient provision for all unpaid claim liabilities and was computed in accordance with currently accepted actuarial standards.

Note that, as of December 31, 2021, this block of business had approximately 156,100 members.

A handwritten signature in blue ink, appearing to read "Kevin P. Donnelly", written over a horizontal line.

Kevin P. Donnelly, FSA, FCAS, MAAA

Sr. Director of Actuarial Services, United Healthcare

9800 Health Care Lane, MN006-W009

Minnetonka, MN 55343

(952) 931-5433

E-mail: Kevin.donnelly@uhc.com



Actuarial Certification

Carrier: UnitedHealthcare Plan of the River Valley, Inc.
Date: January 13, 2022
Valuation Date: December 31, 2021
Subject: TennCare Claim Reserve Estimate (IBNR) as of December 31, 2021 – Risk Business – Middle Tennessee – Long Term Care

I, Kevin P. Donnelly, am Sr. Director of Actuarial Services for United HealthCare. I am a member of the American Academy of Actuaries and am qualified to render the actuarial opinion contained herein.

In my opinion, the claim reserve estimate (IBNR) of \$15,766,693 provides good and sufficient provision for all unpaid claim liabilities and was computed in accordance with currently accepted actuarial standards.

Note that, as of December 31, 2021, this block of business had approximately 2,700 members.

A handwritten signature in blue ink, appearing to read 'Kevin P. Donnelly', written over a horizontal line.

Kevin P. Donnelly, FSA, FCAS, MAAA

Sr. Director of Actuarial Services, United Healthcare

9800 Health Care Lane, MN006-W009

Minnetonka, MN 55343

(952) 931-5433

E-mail: Kevin.donnelly@uhc.com



Actuarial Certification

Carrier: UnitedHealthcare Plan of the River Valley, Inc.
Date: January 13, 2022
Valuation Date: December 31, 2021
Subject: TennCare Claim Reserve Estimate (IBNR) as of December 31, 2021 – Risk Business – Middle Tennessee – Excluding CHIP and Long Term Care

I, Kevin P. Donnelly, am Sr. Director of Actuarial Services for United HealthCare. I am a member of the American Academy of Actuaries and am qualified to render the actuarial opinion contained herein.

In my opinion, the claim reserve estimate (IBNR) of \$59,436,835 provides good and sufficient provision for all unpaid claim liabilities and was computed in accordance with currently accepted actuarial standards.

Note that, as of December 31, 2021, this block of business had approximately 190,600 members.

A handwritten signature in blue ink, appearing to read 'Kevin P. Donnelly', written over a horizontal line.

Kevin P. Donnelly, FSA, FCAS, MAAA

Sr. Director of Actuarial Services, United Healthcare

9800 Health Care Lane, MN006-W009

Minnetonka, MN 55343

(952) 931-5433

E-mail: Kevin.donnelly@uhc.com



Actuarial Certification

Carrier: UnitedHealthcare Plan of the River Valley, Inc.
Date: January 13, 2022
Valuation Date: December 31, 2021
Subject: TennCare Claim Reserve Estimate (IBNR) as of December 31, 2021 – Risk Business – Western Tennessee – Long Term Care

I, Kevin P. Donnelly, am Sr. Director of Actuarial Services for United HealthCare. I am a member of the American Academy of Actuaries and am qualified to render the actuarial opinion contained herein.

In my opinion, the claim reserve estimate (IBNR) of \$11,918,108 provides good and sufficient provision for all unpaid claim liabilities and was computed in accordance with currently accepted actuarial standards.

Note that, as of December 31, 2021, this block of business had approximately 2,400 members.

A handwritten signature in blue ink, appearing to read "Kevin P. Donnelly", written over a horizontal line.

Kevin P. Donnelly, FSA, FCAS, MAAA

Sr. Director of Actuarial Services, United Healthcare

9800 Health Care Lane, MN006-W009

Minnetonka, MN 55343

(952) 931-5433

E-mail: Kevin.donnelly@uhc.com



Actuarial Certification

Carrier: UnitedHealthcare Plan of the River Valley, Inc.
Date: January 13, 2022
Valuation Date: December 31, 2021
Subject: TennCare Claim Reserve Estimate (IBNR) as of December 31, 2021 – Risk Business – Western Tennessee – Excluding CHIP and Long Term Care

I, Kevin P. Donnelly, am Sr. Director of Actuarial Services for United HealthCare. I am a member of the American Academy of Actuaries and am qualified to render the actuarial opinion contained herein.

In my opinion, the claim reserve estimate (IBNR) of \$40,324,648 provides good and sufficient provision for all unpaid claim liabilities and was computed in accordance with currently accepted actuarial standards.

Note that, as of December 31, 2021, this block of business had approximately 135,400 members.

A handwritten signature in blue ink, appearing to read 'Kevin P. Donnelly', written over a horizontal line.

Kevin P. Donnelly, FSA, FCAS, MAAA

Sr. Director of Actuarial Services, United Healthcare

9800 Health Care Lane, MN006-W009

Minnetonka, MN 55343

(952) 931-5433

E-mail: Kevin.donnelly@uhc.com



January 13, 2022

STATEMENT OF ACTUARIAL OPINION

Statutory Quarterly Statement of United Healthcare Plan of the River Valley, Inc.

Medicaid Risk Business in Eastern Tennessee, Long Term Care

As of and for the Period Ended December 31, 2021

I, Kevin P. Donnelly, am a Member of the American Academy of Actuaries (Academy) and Sr. Director of Actuarial Services for United Healthcare Plan of the River Valley, Inc.'s Medicaid plans. I meet the Academy qualification standards for rendering this statement of actuarial opinion.

This statement is for United Healthcare Plan of the River Valley, Inc.'s Medicaid Long Term Care risk business in Eastern Tennessee, which had approximately 2,900 members in December 31, 2021. This business became effective August 1, 2010.

I have examined the actuarial assumptions and methods used in determining the loss reserves listed below, as prepared for filing with regulatory officials as of December 31, 2021.

I have determined that the appropriate level for claims liability for this block of business is \$15,852,521.

Note that in the annual statement, both Medicaid and non-Medicaid businesses are combined.

My examination included such review of the actuarial assumptions and actuarial methods and of the underlying basic liability records and such tests of the actuarial calculations as I considered necessary.

In my opinion the amounts carried in the balance sheet on account of the actuarial items identified above:


- a) Are computed in accordance with presently accepted actuarial standards consistently applied and are fairly stated in accordance with sound actuarial principles;
- b) Are based on actuarial assumptions which are in accordance with or stronger than those called for in related contract provisions and are appropriate for the purpose for which the statement was prepared;
- c) Meet the requirements of the laws of the State of Tennessee;
- d) Make good and sufficient provision for all unpaid claims and other actuarial liabilities of the organization guaranteed under the terms of its contracts and agreements;

- e) Are computed on the basis of actuarial assumptions and methods consistent in all material respects with those used in computing the corresponding items in the annual statement of the preceding year-end; and
- f) Include provision, in the aggregate, for all actuarial reserves and related statement items which ought to be established.

The actuarial methods, considerations and analyses used in forming my opinion conform to the appropriate Standards of Practice as promulgated from time to time by the Actuarial Standards Board, whose standards form the basis of this statement of opinion.

This statement has been prepared for inclusion with United Healthcare Plan of the River Valley, Inc.'s statutory quarterly statement for filing with regulatory authorities of the State of Tennessee and is intended for no other purpose.

January 13, 2022



Kevin P. Donnelly, FSA, FCAS, MAAA

Sr. Director of Actuarial Services, United Healthcare

9800 Health Care Lane, MN006-W009

Minnetonka, MN 55343

(952) 931-5433

E-mail: Kevin.donnelly@uhc.com



January 13, 2022

STATEMENT OF ACTUARIAL OPINION

Statutory Quarterly Statement of United Healthcare Plan of the River Valley, Inc.

Medicaid Risk Business in Eastern Tennessee, Excluding LTC and CHIP

As of and for the Period Ended December 31, 2021

I, Kevin P. Donnelly, am a Member of the American Academy of Actuaries (Academy) and Sr. Director of Actuarial Services for United Healthcare Plan of the River Valley, Inc.'s Medicaid plans. I meet the Academy qualification standards for rendering this statement of actuarial opinion.

This statement is for United Healthcare Plan of the River Valley, Inc.'s Medicaid risk business in Eastern Tennessee, which had approximately 156,100 members in December 31, 2021. This business became effective July 1, 2009.

I have examined the actuarial assumptions and methods used in determining the loss reserves listed below, as prepared for filing with regulatory officials as of December 31, 2021.

I have determined that the appropriate level for claims liability for this block of business is \$45,220,109.

Note that in the annual statement, both Medicaid and non-Medicaid businesses are combined.

My examination included such review of the actuarial assumptions and actuarial methods and of the underlying basic liability records and such tests of the actuarial calculations as I considered necessary.

In my opinion the amounts carried in the balance sheet on account of the actuarial items identified above:

- a) Are computed in accordance with presently accepted actuarial standards consistently applied and are fairly stated in accordance with sound actuarial principles;
- b) Are based on actuarial assumptions which are in accordance with or stronger than those called for in related contract provisions and are appropriate for the purpose for which the statement was prepared;
- c) Meet the requirements of the laws of the State of Tennessee;
- d) Make good and sufficient provision for all unpaid claims and other actuarial liabilities of the organization guaranteed under the terms of its contracts and agreements;

- e) Are computed on the basis of actuarial assumptions and methods consistent in all material respects with those used in computing the corresponding items in the annual statement of the preceding year-end; and
- f) Include provision, in the aggregate, for all actuarial reserves and related statement items which ought to be established.

The actuarial methods, considerations and analyses used in forming my opinion conform to the appropriate Standards of Practice as promulgated from time to time by the Actuarial Standards Board, whose standards form the basis of this statement of opinion.

This statement has been prepared for inclusion with United Healthcare Plan of the River Valley, Inc.'s statutory quarterly statement for filing with regulatory authorities of the State of Tennessee and is intended for no other purpose.

January 13, 2022



Kevin P. Donnelly, FSA, FCAS, MAAA

Sr. Director of Actuarial Services, United Healthcare

9800 Health Care Lane, MN006-W009

Minnetonka, MN 55343

(952) 931-5433

E-mail: Kevin.donnelly@uhc.com



January 13, 2022

STATEMENT OF ACTUARIAL OPINION

Statutory Quarterly Statement of United Healthcare Plan of the River Valley, Inc.

Medicaid Risk Business in Middle Tennessee, Long Term Care

As of and for the Period Ended December 31, 2021

I, Kevin P. Donnelly, am a Member of the American Academy of Actuaries (Academy) and Sr. Director of Actuarial Services for United Healthcare Plan of the River Valley, Inc.'s Medicaid plans. I meet the Academy qualification standards for rendering this statement of actuarial opinion.

This statement is for United Healthcare Plan of the River Valley, Inc.'s Medicaid Long Term Care risk business in Middle Tennessee, which had 2,700 members in December 31, 2021. This business became effective December 1, 2010.

I have examined the actuarial assumptions and methods used in determining the loss reserves listed below, as prepared for filing with regulatory officials as of December 31, 2021.

I have determined that the appropriate level for claims liability for this block of business is \$15,766,693.

Note that in the annual statement, both Medicaid and non-Medicaid businesses are combined.

My examination included such review of the actuarial assumptions and actuarial methods and of the underlying basic liability records and such tests of the actuarial calculations as I considered necessary.

In my opinion the amounts carried in the balance sheet on account of the actuarial items identified above:

- a) Are computed in accordance with presently accepted actuarial standards consistently applied and are fairly stated in accordance with sound actuarial principles;
- b) Are based on actuarial assumptions which are in accordance with or stronger than those called for in related contract provisions and are appropriate for the purpose for which the statement was prepared;
- c) Meet the requirements of the laws of the State of Tennessee;
- d) Make good and sufficient provision for all unpaid claims and other actuarial liabilities of the organization guaranteed under the terms of its contracts and agreements;

- e) Are computed on the basis of actuarial assumptions and methods consistent in all material respects with those used in computing the corresponding items in the annual statement of the preceding year-end; and
- f) Include provision, in the aggregate, for all actuarial reserves and related statement items which ought to be established.

The actuarial methods, considerations and analyses used in forming my opinion conform to the appropriate Standards of Practice as promulgated from time to time by the Actuarial Standards Board, whose standards form the basis of this statement of opinion.

This statement has been prepared for inclusion with United Healthcare Plan of the River Valley, Inc.'s statutory quarterly statement for filing with regulatory authorities of the State of Tennessee and is intended for no other purpose.

January 13, 2022



Kevin P. Donnelly, FSA, FCAS, MAAA

Sr. Director of Actuarial Services, United Healthcare

9800 Health Care Lane, MN006-W009

Minnetonka, MN 55343

(952) 931-5433

E-mail: Kevin.donnelly@uhc.com



January 13, 2022

STATEMENT OF ACTUARIAL OPINION

Statutory Quarterly Statement of United Healthcare Plan of the River Valley, Inc.

Medicaid Risk Business in Middle Tennessee, Excluding LTC and CHIP

As of and for the Period Ended December 31, 2021

I, Kevin P. Donnelly, am a Member of the American Academy of Actuaries (Academy) and Sr. Director of Actuarial Services for United Healthcare Plan of the River Valley, Inc.'s Medicaid plans. I meet the Academy qualification standards for rendering this statement of actuarial opinion.

This statement is for United Healthcare Plan of the River Valley, Inc.'s Medicaid risk business in Middle Tennessee, which had approximately 190,600 members in December 31, 2021. This business became effective April 1, 2007.

I have examined the actuarial assumptions and methods used in determining the loss reserves listed below, as prepared for filing with regulatory officials as of December 31, 2021.

I have determined that the appropriate level for claims liability for this block of business is \$59,436,835.

Note that in the annual statement, both Medicaid and non-Medicaid businesses are combined.

My examination included such review of the actuarial assumptions and actuarial methods and of the underlying basic liability records and such tests of the actuarial calculations as I considered necessary.

In my opinion the amounts carried in the balance sheet on account of the actuarial items identified above:

- a) Are computed in accordance with presently accepted actuarial standards consistently applied and are fairly stated in accordance with sound actuarial principles;
- b) Are based on actuarial assumptions which are in accordance with or stronger than those called for in related contract provisions and are appropriate for the purpose for which the statement was prepared;
- c) Meet the requirements of the laws of the State of Tennessee;
- d) Make good and sufficient provision for all unpaid claims and other actuarial liabilities of the organization guaranteed under the terms of its contracts and agreements;

- e) Are computed on the basis of actuarial assumptions and methods consistent in all material respects with those used in computing the corresponding items in the annual statement of the preceding year-end; and
- f) Include provision, in the aggregate, for all actuarial reserves and related statement items which ought to be established.

The actuarial methods, considerations and analyses used in forming my opinion conform to the appropriate Standards of Practice as promulgated from time to time by the Actuarial Standards Board, whose standards form the basis of this statement of opinion.

This statement has been prepared for inclusion with United Healthcare Plan of the River Valley, Inc.'s statutory quarterly statement for filing with regulatory authorities of the State of Tennessee and is intended for no other purpose.

January 13, 2022



Kevin P. Donnelly, FSA, FCAS, MAAA

Sr. Director of Actuarial Services, United Healthcare

9800 Health Care Lane, MN006-W009

Minnetonka, MN 55343

(952) 931-5433

E-mail: Kevin.donnelly@uhc.com



January 13, 2022

STATEMENT OF ACTUARIAL OPINION

Statutory Quarterly Statement of United Healthcare Plan of the River Valley, Inc.

Medicaid Risk Business in Western Tennessee, Long Term Care

As of and for the Period Ended December 31, 2021

I, Kevin P. Donnelly, am a Member of the American Academy of Actuaries (Academy) and Sr. Director of Actuarial Services for United Healthcare Plan of the River Valley, Inc.'s Medicaid plans. I meet the Academy qualification standards for rendering this statement of actuarial opinion.

This statement is for United Healthcare Plan of the River Valley, Inc.'s Medicaid Long Term Care risk business in Western Tennessee, which had approximately 2,400 members in December 31, 2021. This business became effective August 1, 2010.

I have examined the actuarial assumptions and methods used in determining the loss reserves listed below, as prepared for filing with regulatory officials as of December 31, 2021.

I have determined that the appropriate level for claims liability for this block of business is \$11,918,108.

Note that in the annual statement, both Medicaid and non-Medicaid businesses are combined.

My examination included such review of the actuarial assumptions and actuarial methods and of the underlying basic liability records and such tests of the actuarial calculations as I considered necessary.

In my opinion the amounts carried in the balance sheet on account of the actuarial items identified above:


- a) Are computed in accordance with presently accepted actuarial standards consistently applied and are fairly stated in accordance with sound actuarial principles;
- b) Are based on actuarial assumptions which are in accordance with or stronger than those called for in related contract provisions and are appropriate for the purpose for which the statement was prepared;
- c) Meet the requirements of the laws of the State of Tennessee;
- d) Make good and sufficient provision for all unpaid claims and other actuarial liabilities of the organization guaranteed under the terms of its contracts and agreements;

- e) Are computed on the basis of actuarial assumptions and methods consistent in all material respects with those used in computing the corresponding items in the annual statement of the preceding year-end; and
- f) Include provision, in the aggregate, for all actuarial reserves and related statement items which ought to be established.

The actuarial methods, considerations and analyses used in forming my opinion conform to the appropriate Standards of Practice as promulgated from time to time by the Actuarial Standards Board, whose standards form the basis of this statement of opinion.

This statement has been prepared for inclusion with United Healthcare Plan of the River Valley, Inc.'s statutory quarterly statement for filing with regulatory authorities of the State of Tennessee and is intended for no other purpose.

January 13, 2022



Kevin P. Donnelly, FSA, FCAS, MAAA

Sr. Director of Actuarial Services, United Healthcare

9800 Health Care Lane, MN006-W009

Minnetonka, MN 55343

(952) 931-5433

E-mail: Kevin.donnelly@uhc.com



January 13, 2022

STATEMENT OF ACTUARIAL OPINION

Statutory Quarterly Statement of United Healthcare Plan of the River Valley, Inc.

Medicaid Risk Business in Western Tennessee, Excluding LTC and CHP

As of and for the Period Ended December 31, 2021

I, Kevin P. Donnelly, am a Member of the American Academy of Actuaries (Academy) and Sr. Director of Actuarial Services for United Healthcare Plan of the River Valley, Inc.'s Medicaid plans. I meet the Academy qualification standards for rendering this statement of actuarial opinion.

This statement is for United Healthcare Plan of the River Valley, Inc.'s Medicaid risk business in Western Tennessee, which had approximately 135,400 members in December 31, 2021. This business became effective December 1, 2008.

I have examined the actuarial assumptions and methods used in determining the loss reserves listed below, as prepared for filing with regulatory officials as of December 31, 2021.

I have determined that the appropriate level for claims liability for this block of business is \$40,324,648.

Note that in the annual statement, both Medicaid and non-Medicaid businesses are combined.

My examination included such review of the actuarial assumptions and actuarial methods and of the underlying basic liability records and such tests of the actuarial calculations as I considered necessary.

In my opinion the amounts carried in the balance sheet on account of the actuarial items identified above:

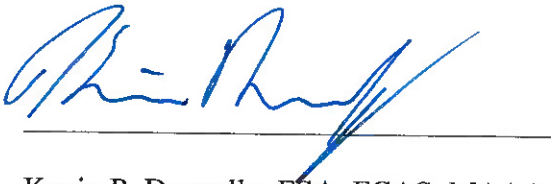
- a) Are computed in accordance with presently accepted actuarial standards consistently applied and are fairly stated in accordance with sound actuarial principles;
- b) Are based on actuarial assumptions which are in accordance with or stronger than those called for in related contract provisions and are appropriate for the purpose for which the statement was prepared;
- c) Meet the requirements of the laws of the State of Tennessee;
- d) Make good and sufficient provision for all unpaid claims and other actuarial liabilities of the organization guaranteed under the terms of its contracts and agreements;

- e) Are computed on the basis of actuarial assumptions and methods consistent in all material respects with those used in computing the corresponding items in the annual statement of the preceding year-end; and
- f) Include provision, in the aggregate, for all actuarial reserves and related statement items which ought to be established.

The actuarial methods, considerations and analyses used in forming my opinion conform to the appropriate Standards of Practice as promulgated from time to time by the Actuarial Standards Board, whose standards form the basis of this statement of opinion.

This statement has been prepared for inclusion with United Healthcare Plan of the River Valley, Inc.'s statutory quarterly statement for filing with regulatory authorities of the State of Tennessee and is intended for no other purpose.

January 13, 2022



Kevin P. Donnelly, FSA, FCAS, MAAA

Sr. Director of Actuarial Services, United Healthcare

9800 Health Care Lane, MN006-W009

Minnetonka, MN 55343

(952) 931-5433

E-mail: Kevin.donnelly@uhc.com



Actuarial Certification

Carrier: UnitedHealthcare Plan of the River Valley, Inc.
Date: January 13, 2022
Valuation Date: December 31, 2021
Subject: TennCare Claim Reserve Estimate (IBNR) as of December 31, 2021 – Risk Business – Eastern Tennessee – CHIP

I, Kevin P. Donnelly, am Sr. Director of Actuarial Services for United HealthCare. I am a member of the American Academy of Actuaries and am qualified to render the actuarial opinion contained herein.

In my opinion, the claim reserve estimate (IBNR) of \$904,789 provides good and sufficient provision for all unpaid claim liabilities and was computed in accordance with currently accepted actuarial standards.

Note that, as of December 31, 2021, this block of business had approximately 4,500 members.

A handwritten signature in blue ink, appearing to read "Kevin P. Donnelly", written over a horizontal line.

Kevin P. Donnelly, FSA, FCAS, MAAA

Sr. Director of Actuarial Services, United Healthcare

9800 Health Care Lane, MN006-W009

Minnetonka, MN 55343

(952) 931-5433

E-mail: Kevin.donnelly@uhc.com



Actuarial Certification

Carrier: UnitedHealthcare Plan of the River Valley, Inc.
Date: January 13, 2022
Valuation Date: December 31, 2021
Subject: TennCare Claim Reserve Estimate (IBNR) as of December 31, 2021 – Risk Business – Middle Tennessee – CHIP

I, Kevin P. Donnelly, am Sr. Director of Actuarial Services for United HealthCare. I am a member of the American Academy of Actuaries and am qualified to render the actuarial opinion contained herein.

In my opinion, the claim reserve estimate (IBNR) of \$1,679,096 provides good and sufficient provision for all unpaid claim liabilities and was computed in accordance with currently accepted actuarial standards.

Note that, as of December 31, 2021, this block of business had approximately 7,100 members.

A handwritten signature in blue ink, appearing to read 'Kevin P. Donnelly', written over a horizontal line.

Kevin P. Donnelly, FSA, FCAS, MAAA

Sr. Director of Actuarial Services, United Healthcare

9800 Health Care Lane, MN006-W009

Minnetonka, MN 55343

(952) 931-5433

E-mail: Kevin.donnelly@uhc.com



Actuarial Certification

Carrier: UnitedHealthcare Plan of the River Valley, Inc.
Date: January 13, 2022
Valuation Date: December 31, 2021
Subject: TennCare Claim Reserve Estimate (IBNR) as of December 31, 2021 – Risk Business – Western Tennessee – CHIP

I, Kevin P. Donnelly, am Sr. Director of Actuarial Services for United HealthCare. I am a member of the American Academy of Actuaries and am qualified to render the actuarial opinion contained herein.

In my opinion, the claim reserve estimate (IBNR) of \$422,312 provides good and sufficient provision for all unpaid claim liabilities and was computed in accordance with currently accepted actuarial standards.

Note that, as of December 31, 2021, this block of business had approximately 2,700 members.

A handwritten signature in blue ink, appearing to read "Kevin P. Donnelly", written over a horizontal line.

Kevin P. Donnelly, FSA, FCAS, MAAA

Sr. Director of Actuarial Services, United Healthcare

9800 Health Care Lane, MN006-W009

Minnetonka, MN 55343

(952) 931-5433

E-mail: Kevin.donnelly@uhc.com



January 13, 2022

STATEMENT OF ACTUARIAL OPINION

Statutory Quarterly Statement of United Healthcare Plan of the River Valley, Inc.

Medicaid Risk Business (CHIP) in Eastern Tennessee

As of and for the Period Ended December 31, 2021

I, Kevin P. Donnelly, am a Member of the American Academy of Actuaries (Academy) and Sr. Director of Actuarial Services for United Healthcare Plan of the River Valley, Inc.'s Medicaid plans. I meet the Academy qualification standards for rendering this statement of actuarial opinion.

This statement is for United Healthcare Plan of the River Valley, Inc.'s Medicaid risk business in Eastern Tennessee (CHIP), which had approximately 4,500 members in December 31, 2021. This business became effective January 1, 2021.

I have examined the actuarial assumptions and methods used in determining the loss reserves listed below, as prepared for filing with regulatory officials as of December 31, 2021.

I have determined that the appropriate level for claims liability for this block of business is \$904,789.

Note that in the annual statement, both Medicaid and non-Medicaid businesses are combined.

My examination included such review of the actuarial assumptions and actuarial methods and of the underlying basic liability records and such tests of the actuarial calculations as I considered necessary.

In my opinion the amounts carried in the balance sheet on account of the actuarial items identified above:


- a) Are computed in accordance with presently accepted actuarial standards consistently applied and are fairly stated in accordance with sound actuarial principles;
- b) Are based on actuarial assumptions which are in accordance with or stronger than those called for in related contract provisions and are appropriate for the purpose for which the statement was prepared;
- c) Meet the requirements of the laws of the State of Tennessee;
- d) Make good and sufficient provision for all unpaid claims and other actuarial liabilities of the organization guaranteed under the terms of its contracts and agreements;

- e) Are computed on the basis of actuarial assumptions and methods consistent in all material respects with those used in computing the corresponding items in the annual statement of the preceding year-end; and
- f) Include provision, in the aggregate, for all actuarial reserves and related statement items which ought to be established.

The actuarial methods, considerations and analyses used in forming my opinion conform to the appropriate Standards of Practice as promulgated from time to time by the Actuarial Standards Board, whose standards form the basis of this statement of opinion.

This statement has been prepared for inclusion with United Healthcare Plan of the River Valley, Inc.'s statutory quarterly statement for filing with regulatory authorities of the State of Tennessee and is intended for no other purpose.

January 13, 2022



Kevin P. Donnelly, FSA, FCAS, MAAA

Sr. Director of Actuarial Services, United Healthcare

9800 Health Care Lane, MN006-W009

Minnetonka, MN 55343

(952) 931-5433

E-mail: Kevin.donnelly@uhc.com



January 13, 2022

STATEMENT OF ACTUARIAL OPINION

Statutory Quarterly Statement of United Healthcare Plan of the River Valley, Inc.

Medicaid Risk Business (CHIP) in Middle Tennessee

As of and for the Period Ended December 31, 2021

I, Kevin P. Donnelly, am a Member of the American Academy of Actuaries (Academy) and Sr. Director of Actuarial Services for United Healthcare Plan of the River Valley, Inc.'s Medicaid plans. I meet the Academy qualification standards for rendering this statement of actuarial opinion.

This statement is for United Healthcare Plan of the River Valley, Inc.'s Medicaid Long Term Care risk business in Middle Tennessee (CHIP), which had approximately 7,100 members in December 31, 2021. This business became effective January 1, 2021.

I have examined the actuarial assumptions and methods used in determining the loss reserves listed below, as prepared for filing with regulatory officials as of December 31, 2021.

I have determined that the appropriate level for claims liability for this block of business is \$1,679,096.

Note that in the annual statement, both Medicaid and non-Medicaid businesses are combined.

My examination included such review of the actuarial assumptions and actuarial methods and of the underlying basic liability records and such tests of the actuarial calculations as I considered necessary.

In my opinion the amounts carried in the balance sheet on account of the actuarial items identified above:


- a) Are computed in accordance with presently accepted actuarial standards consistently applied and are fairly stated in accordance with sound actuarial principles;
- b) Are based on actuarial assumptions which are in accordance with or stronger than those called for in related contract provisions and are appropriate for the purpose for which the statement was prepared;
- c) Meet the requirements of the laws of the State of Tennessee;
- d) Make good and sufficient provision for all unpaid claims and other actuarial liabilities of the organization guaranteed under the terms of its contracts and agreements;

- e) Are computed on the basis of actuarial assumptions and methods consistent in all material respects with those used in computing the corresponding items in the annual statement of the preceding year-end; and
- f) Include provision, in the aggregate, for all actuarial reserves and related statement items which ought to be established.

The actuarial methods, considerations and analyses used in forming my opinion conform to the appropriate Standards of Practice as promulgated from time to time by the Actuarial Standards Board, whose standards form the basis of this statement of opinion.

This statement has been prepared for inclusion with United Healthcare Plan of the River Valley, Inc.'s statutory quarterly statement for filing with regulatory authorities of the State of Tennessee and is intended for no other purpose.

January 13, 2022



Kevin P. Donnelly, FSA, FCAS, MAAA

Sr. Director of Actuarial Services, United Healthcare

9800 Health Care Lane, MN006-W009

Minnetonka, MN 55343

(952) 931-5433

E-mail: Kevin.donnelly@uhc.com



January 13, 2022

STATEMENT OF ACTUARIAL OPINION

Statutory Quarterly Statement of United Healthcare Plan of the River Valley, Inc.

Medicaid Risk Business (CHIP) in Western Tennessee

As of and for the Period Ended December 31, 2021

I, Kevin P. Donnelly, am a Member of the American Academy of Actuaries (Academy) and Sr. Director of Actuarial Services for United Healthcare Plan of the River Valley, Inc.'s Medicaid plans. I meet the Academy qualification standards for rendering this statement of actuarial opinion.

This statement is for United Healthcare Plan of the River Valley, Inc.'s Medicaid risk business in Western Tennessee (CHIP), which had approximately 2,700 members in December 31, 2021. This business became effective January 1, 2021.

I have examined the actuarial assumptions and methods used in determining the loss reserves listed below, as prepared for filing with regulatory officials as of December 31, 2021.

I have determined that the appropriate level for claims liability for this block of business is \$422,312.

Note that in the annual statement, both Medicaid and non-Medicaid businesses are combined.

My examination included such review of the actuarial assumptions and actuarial methods and of the underlying basic liability records and such tests of the actuarial calculations as I considered necessary.

In my opinion the amounts carried in the balance sheet on account of the actuarial items identified above:


- a) Are computed in accordance with presently accepted actuarial standards consistently applied and are fairly stated in accordance with sound actuarial principles;
- b) Are based on actuarial assumptions which are in accordance with or stronger than those called for in related contract provisions and are appropriate for the purpose for which the statement was prepared;
- c) Meet the requirements of the laws of the State of Tennessee;
- d) Make good and sufficient provision for all unpaid claims and other actuarial liabilities of the organization guaranteed under the terms of its contracts and agreements;

- e) Are computed on the basis of actuarial assumptions and methods consistent in all material respects with those used in computing the corresponding items in the annual statement of the preceding year-end; and
- f) Include provision, in the aggregate, for all actuarial reserves and related statement items which ought to be established.

The actuarial methods, considerations and analyses used in forming my opinion conform to the appropriate Standards of Practice as promulgated from time to time by the Actuarial Standards Board, whose standards form the basis of this statement of opinion.

This statement has been prepared for inclusion with United Healthcare Plan of the River Valley, Inc.'s statutory quarterly statement for filing with regulatory authorities of the State of Tennessee and is intended for no other purpose.

January 13, 2022



Kevin P. Donnelly, FSA, FCAS, MAAA

Sr. Director of Actuarial Services, United Healthcare

9800 Health Care Lane, MN006-W009

Minnetonka, MN 55343

(952) 931-5433

E-mail: Kevin.donnelly@uhc.com

**UnitedHealthcare Community Plan - East Tennessee
Reconciliation Between 2A and MLR Report
As of December 31, 2021**

<u>Capitation Revenue</u>	<u>Revenue</u>
Revenue reported per MLR report	710,963,068
STAT Adjustment	(1,779,651)
	709,183,418
TennCare Capitation per 2A	694,040,975
Other Revenues	2,150,821
Less: Restated revenue for prior months	12,991,621
	709,183,418
Difference	0
<u>Claims & Reserve</u>	
	<u>Claims</u>
Total 2A Paid Claims and Change in Reserves	533,238,773
	533,238,773
Incurred Claims per the MLR for the reporting period	621,129,990
STAT Adjustment	0
Transportation Admin expense reclassified to Admin section on MLR.	3,255,167
Pass through - Expenses	(79,525,649)
Restated prior year incurred claims	(11,620,736)
Adjusted MLR	533,238,773
Difference (rounding)	0

**UnitedHealthcare Community Plan - Middle Tennessee
Reconciliation Between 2A and MLR Report
As of December 31, 2021**

<u>Capitation Revenue</u>	<u>Revenue</u>
Revenue reported per MLR report	821,824,544
STAT Adjustment/Other Revenue	(5,906,811)
	815,917,733
TennCare Capitation per 2A	792,750,260
Other Revenues	2,439,270
Less: Restated revenue for prior months	20,728,203
	815,917,733
Difference	0
<u>Claims & Reserve</u>	<u>Claims</u>
Total 2A Paid Claims and Change in Reserves	609,722,575
	609,722,575
Incurred Claims per the MLR for the reporting period	733,168,727
STAT Adjustment	0
Transportation Admin expense reclassified to Admin section on MLR.	3,931,627
Pass through - Expenses	(109,650,795)
Restated prior year incurred claims	(17,726,984)
Adjusted MLR	609,722,575
Difference (rounding)	0

**UnitedHealthcare Community Plan - West Tennessee
Reconciliation Between 2A and MLR Report
As of December 31, 2021**

<u>Capitation Revenue</u>	<u>Revenue</u>
Revenue reported per MLR report	571,835,714
STAT Adjustment/Other Revenue	(2,384,243)
	569,451,471
TennCare Capitation per 2A	557,801,776
Other Revenues	1,838,959
Less: Restated revenue for prior months	9,810,736
	569,451,471
Difference	0
<u>Claims & Reserve</u>	<u>Claims</u>
Total 2A Paid Claims and Change in Reserves	418,455,075
	418,455,075
Incurred Claims per the MLR for the reporting period	482,449,031
STAT Adjustment	0
Transportation Admin expense reclassified to Admin section on MLR.	2,824,380
Pass through - Expenses	(60,611,873)
Restated prior year incurred claims	(6,206,463)
Adjusted MLR	418,455,075
Difference (rounding)	0

**UHC Plan of the River Valley
Reconciliation of Cash to Accrual Basis Accounting
As of December 31, 2021**

	<u>Middle</u>	<u>East</u>	<u>West</u>	<u>Consolidated</u>	<u>Key</u>
Cash received per premium tax reconciliation	921,112,881.85	780,576,231.86	615,733,321.09	2,317,422,434.80	
Change in accruals	(25,552,424.54)	(17,135,787.00)	(20,289,004.48)	(62,977,216.02)	a
FIN360 Timing Difference	293,352.05	115,245.21	319,547.55	728,144.81	b
TennCare Prepaid 2021 Premiums	75,761,715.04	65,025,552.28	52,930,820.97	193,718,088.29	c
Pass Thru Payments	(119,290,786.09)	(92,287,319.21)	(57,573,048.21)	(269,151,153.51)	d
Recoupments Pass Thru	29,049.02	34,952.89	91,043.30	155,045.21	e
Change in withhold	142,827.89	129,820.60	73,715.10	346,363.59	f
ECF ASO Fee, claims and premium tax billing	(5,769,754.31)	(4,659,213.05)	(2,820,443.86)	(13,249,411.22)	g
Liquid Damages	(26,400.00)	(1,100.00)	(2,000.00)	(29,500.00)	h
COVID Medical Expense Reimbursement	(47,613,928.69)	(35,792,683.09)	(28,851,462.55)	(112,258,074.33)	i
HCBS Rate Change Accrual	2,010,638.28	1,965,957.42	2,412,765.96	6,389,361.66	j
Retro Billing Premium Tax Accrual	(829.83)	(211.00)	(276.61)	(1,317.44)	k
STAT Entry for 2021 Rate Adjustment	(5,906,810.85)	(1,779,650.53)	(2,384,243.30)	(10,070,704.68)	i
Rounding Variance	0.01	0.03	(0.01)	0.03	
Accrual basis	<u>795,189,529.83</u>	<u>696,191,796.41</u>	<u>559,640,734.95</u>	<u>2,051,022,061.19</u>	

a Consistent with NAIC guidelines, UPRV records premiums on an accrual basis of accounting. The \$62.9M increase in accruals is driven by \$17.8M MWOS; RAR \$35.2M and Retro \$9.8M.

b A change was made on how revenue is recorded that results in a timing difference. Prior to Sept 2017, revenue was recorded based on remittances. Effective September 2017, revenue is recorded based on the eligibility file. The variance between the files results in a timing difference between the funding received from TennCare versus the revenue recorded by UHC.

c TennCare prepaid premiums for 2021

d Pass thru capitation based payments from TennCare for all 11 Pass Thru Programs: Health Links (HL); Emergency Medical Services(EMS), Health Directed Payment (HDP), Patient Centered Medical Home (PCMH), Patient Centered Medical Home Outcome, Physician (Phy); Medical Therapy Management (MTM), Home Community Based Services (HCBS); Nursing Facility COVID19 (NF); Behavior Health (BH) and Primary Care Provider (PCP).

e TennCare recoupments for Pass Thru programs

f Change in withholding comparing Dec 2020 to December 2021

g ECF Pass thru items for Premium Tax and Claims are not booked as revenue

h Liquid damages have been reclassified from SG&A expense to reduction in revenue. Request made by UHC Regulatory.

i COVID Medical expense reimbursement from TennCare.

j HCBS Accrual for Rate Change

k Retro billing premium tax adjustment

l STAT Entry for 12312021 2021 Rate Adjustment

Accrual change is calculated as follows:	<u>Middle</u>	<u>East</u>	<u>West</u>	<u>Consolidated</u>	
Reversal of Dec 2020 Accrued MWOS	5,124,282.75	5,462,180.00	4,418,239.52	15,004,702.27	
Reversal of Dec 2020 Accrued RAR	(10,464,633.35)	2,730,381.50	5,590,907.32	(2,143,344.53)	
Reversal of Dec 2020 Accrued Retro	(4,585,968.05)	(3,261,128.73)	(3,304,053.51)	(11,151,150.29)	
2021 Accrued MWOS	(11,054,811.78)	(12,071,336.18)	(9,719,372.49)	(32,845,520.45)	
2021 Accrued RAR	(5,119,893.28)	(10,418,920.77)	(17,613,420.01)	(33,152,234.06)	
2021 Accrued Retro	548,599.17	423,037.18	338,694.69	1,310,331.04	
				-	
				-	
Total change in accrual	<u>(25,552,424.54)</u>	<u>(17,135,787.00)</u>	<u>(20,289,004.48)</u>	<u>(62,977,216.02)</u>	Increase in Accrual

MWOS (17,840,818.18) Increase in Accrual
RAR (35,295,578.59) Increase in Accrual
Retro (9,840,819.25) Increase in Accrual

(62,977,216.02) Increase in Accrual

UnitedHealthcare Plan of the River Valley, Inc.
TennCare Subsequent Collections Schedule
As of December 31, 2021

12/31/2020 AR balance by component

	12/31/2019	Medicaid	LTC	Total
GL Accrual for withholding	55600-03000-11027	3,539,069.89	1,177,913	4,716,983
GL Accrual for rate change	55600-03000-11070	-	-	-
GL Accrual for future retroactive premium	55600-03000-11070	10,462,796	688,355	11,151,150
GL Accrual for Risk Adjusted Rate	55600-03000-21297	9,857,988	(7,714,643)	2,143,345
GL Accrual for Members without Service (Choices)	55600-03000-21297	1,043,661	(16,048,364)	(15,004,702)
GL balance 12/31/2020		<u>24,903,515</u>	<u>(21,896,739)</u>	<u>3,006,776</u>

	Medicaid		LTC		Medicaid Cash Received for PY IDB Dates	LTC Cash Received for PY IDB Dates	Total Cash Received for PY IDB Dates (includes W/H & Recoupments)	Medicaid (including W/H and excluding Recoupments)	LTC (including W/H and excluding Recoupments)	Total Cash Received for PY IDB Dates		
	Prior Medicaid withhold paid	Prior LTC withhold paid	Withhold on CY Cash Received for PY IDB Dates	Withhold on CY Cash Received for PY IDB Dates								
2021 Cash receipts related to 2020 service dates												
Jan-21	-	-	58,065	(29,727)	-	-	(1,718,618)	1,194,473	(495,807)	(1,660,553)	1,164,746	(495,807)
Feb-21	(58,065)	29,727	88,627	(20,821)	-	-	(3,047,062)	831,285	(2,176,309)	(3,016,500)	840,191	(2,176,309)
Mar-21	(88,627)	20,821	54,890	3,290	-	-	(1,899,049)	(120,002)	(2,028,677)	(1,932,786)	(95,891)	(2,028,677)
Apr-21	(54,890)	(3,290)	50,780	7,638	-	-	(1,735,440)	(296,562)	(2,031,764)	(1,739,550)	(292,214)	(2,031,764)
May-21	(50,780)	(7,638)	(528,614)	(419,123)	-	-	17,790,684	16,026,555	32,811,084	17,211,290	15,599,794	32,811,084
Jun-21	528,614	419,123	47,860	(708)	(244,906)	4,030,699	(1,741,315)	27,726	3,067,092	(1,164,841)	446,141	(718,700)
Jul-21	(47,860)	708	(7,970)	(2,115)	-	-	267,320	83,520	293,604	211,490	82,114	293,604
Aug-21	7,970	2,115	3,001	(248)	(234,199)	3,992,726	(123,526)	9,723	3,657,562	(112,555)	11,591	(100,965)
Sep-21	(3,001)	248	(428)	(117)	-	-	10,395	4,600	11,698	6,967	4,732	11,698
Oct-21	428	117	(19,379)	(2,439)	-	-	704,531	96,344	779,601	685,580	94,022	779,601
Nov-21	19,379	2,439	(27,099)	(46)	-	-	970,244	1,795	966,712	962,524	4,189	966,712
Dec-21	27,099	46	-	-	-	-	-	27,145	27,099	46	46	27,145
2021 Cash receipts related to 2020 service dates	<u>280,265</u>	<u>464,417</u>	<u>(280,265)</u>	<u>(464,417)</u>	<u>(479,105)</u>	<u>8,023,424</u>	<u>9,478,163</u>	<u>17,859,460</u>	<u>34,881,942</u>	<u>9,478,163</u>	<u>17,859,460</u>	<u>27,337,623</u>

Retroactive Revenue Accrual Summary
December-21

Total												
IDB	Mid TN - TANF		Mid TN - LTC		West TN - TANF		West TN - LTC		East TN - TANF		East TN - LTC	
	Mbrs	Rev	Mbrs	Rev	Mbrs	Rev	Mbrs	Rev	Mbrs	Rev	Mbrs	Rev
Dec-21	1,190	623,409.20	(12)	(74,810.03)	688	350,596.81	(2)	(11,902.12)	753	462,926.01	(9)	(39,888.83)
Prior Month	1,253	637,271.29	(18)	(110,356.87)	727	361,282.26	(7)	(41,223.35)	792	475,526.75	(9)	(51,398.33)
Change from Prior Month	(62)	(13,862.09)	6	35,546.84	(39)	(10,685.45)	5	29,321.23	(40)	(12,600.74)	1	11,509.50