

QUARTERLY STATEMENT

OF THE

Wellpoint Tennessee, Inc.

TO THE

Insurance Department

OF THE

STATE OF

Tennessee

**FOR THE QUARTER ENDED
SEPTEMBER 30, 2023**

HEALTH

2023



HEALTH QUARTERLY STATEMENT

AS OF SEPTEMBER 30, 2023
OF THE CONDITION AND AFFAIRS OF THE

Wellpoint Tennessee, Inc.

NAIC Group Code 0671 0671 NAIC Company Code 12941 Employer's ID Number 20-4776597
(Current) (Prior)

Organized under the Laws of Tennessee, State of Domicile or Port of Entry TN

Country of Domicile United States of America

Licensed as business type: Health Maintenance Organization

Is HMO Federally Qualified? Yes [] No [X]

Incorporated/Organized 04/26/2006 Commenced Business 04/01/2007

Statutory Home Office 22 Century Boulevard, Suite 220, Nashville, TN, US 37214
(Street and Number) (City or Town, State, Country and Zip Code)

Main Administrative Office 5800 Northampton Blvd
(Street and Number)
Norfolk, VA, US 23502 800-331-1476
(City or Town, State, Country and Zip Code) (Area Code) (Telephone Number)

Mail Address 5800 Northampton Blvd, Norfolk, VA, US 23502
(Street and Number or P.O. Box) (City or Town, State, Country and Zip Code)

Primary Location of Books and Records 5800 Northampton Blvd
(Street and Number)
Norfolk, VA, US 23502 800-331-1476
(City or Town, State, Country and Zip Code) (Area Code) (Telephone Number)

Internet Website Address www.elevancehealth.com

Statutory Statement Contact Bette Lou Gronseth, 800-331-1476
(Name) (Area Code) (Telephone Number)
bette.gronseth@elevancehealth.com,
(E-mail Address) (FAX Number)

OFFICERS

President and Chief Executive Officer Natalie Machele Cooper # Secretary Kathleen Susan Kiefer
Treasurer Vincent Edward Scher Vice President Jennifer Ann Dewane

OTHER

Eric (Rick) Kenneth Noble, Assistant Treasurer William Gregory Cannella, Medical Director Kristen Louise Metzger, Chairperson

DIRECTORS OR TRUSTEES

Kristen Louise Metzger Jennifer Ann Dewane William Gregory Cannella
Natalie Machele Cooper #

State of Indiana SS:
County of Marion

The officers of this reporting entity being duly sworn, each depose and say that they are the described officers of said reporting entity, and that on the reporting period stated above, all of the herein described assets were the absolute property of the said reporting entity, free and clear from any liens or claims thereon, except as herein stated, and that this statement, together with related exhibits, schedules and explanations therein contained, annexed or referred to, is a full and true statement of all the assets and liabilities and of the condition and affairs of the said reporting entity as of the reporting period stated above, and of its income and deductions therefrom for the period ended, and have been completed in accordance with the NAIC Annual Statement Instructions and Accounting Practices and Procedures manual except to the extent that: (1) state law may differ; or, (2) that state rules or regulations require differences in reporting not related to accounting practices and procedures, according to the best of their information, knowledge and belief, respectively. Furthermore, the scope of this attestation by the described officers also includes the related corresponding electronic filing with the NAIC, when required, that is an exact copy (except for formatting differences due to electronic filing) of the enclosed statement. The electronic filing may be requested by various regulators in lieu of or in addition to the enclosed statement.

DocuSigned by:
Natalie M Cooper
3CF1A7CF69FB499...

Natalie Machele Cooper
President/CEO

DocuSigned by:
Vincent E. Scher
A85A33722D4143E...

Vincent Edward Scher
Treasurer

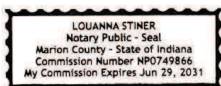
DocuSigned by:
Kathly Kiefer
D85175EE05784B1...

Kathleen Susan Kiefer
Secretary

Subscribed and sworn to before me this
27th day of October 2023
Jouanna Stiner

Louanna Stiner
Executive Admin Assistant
06/29/31

- a. Is this an original filing? Yes [X] No []
b. If no,
1. State the amendment number.....
2. Date filed
3. Number of pages attached.....



STATEMENT AS OF SEPTEMBER 30, 2023 OF THE Wellpoint Tennessee, Inc.

ASSETS

	Current Statement Date			4 December 31 Prior Year Net Admitted Assets
	1 Assets	2 Nonadmitted Assets	3 Net Admitted Assets (Cols. 1 - 2)	
1. Bonds	917,003,487		917,003,487	865,068,719
2. Stocks:				
2.1 Preferred stocks			0	0
2.2 Common stocks			0	0
3. Mortgage loans on real estate:				
3.1 First liens			0	0
3.2 Other than first liens.....			0	0
4. Real estate:				
4.1 Properties occupied by the company (less \$ encumbrances)			0	0
4.2 Properties held for the production of income (less \$ encumbrances)			0	0
4.3 Properties held for sale (less \$ encumbrances)			0	0
5. Cash (\$ (8,387,431)), cash equivalents (\$ 19,500,000) and short-term investments (\$ 0)	11,112,569		11,112,569	111,281,555
6. Contract loans (including \$ premium notes)			0	0
7. Derivatives			0	0
8. Other invested assets			0	0
9. Receivables for securities			0	0
10. Securities lending reinvested collateral assets	112,166,168		112,166,168	148,307,343
11. Aggregate write-ins for invested assets	0	0	0	0
12. Subtotals, cash and invested assets (Lines 1 to 11)	1,040,282,224	0	1,040,282,224	1,124,657,617
13. Title plants less \$ charged off (for Title insurers only)			0	0
14. Investment income due and accrued	8,419,162		8,419,162	7,713,031
15. Premiums and considerations:				
15.1 Uncollected premiums and agents' balances in the course of collection	7,806,955		7,806,955	6,724,538
15.2 Deferred premiums, agents' balances and installments booked but deferred and not yet due (including \$ earned but unbilled premiums)			0	0
15.3 Accrued retrospective premiums (\$) and contracts subject to redetermination (\$ 8,799,329)	8,799,329		8,799,329	12,377,149
16. Reinsurance:				
16.1 Amounts recoverable from reinsurers			0	0
16.2 Funds held by or deposited with reinsured companies			0	0
16.3 Other amounts receivable under reinsurance contracts			0	0
17. Amounts receivable relating to uninsured plans	31,410,456		31,410,456	48,114,126
18.1 Current federal and foreign income tax recoverable and interest thereon	413,602		413,602	13,761,426
18.2 Net deferred tax asset	16,620,342	367,689	16,252,653	9,720,569
19. Guaranty funds receivable or on deposit			0	0
20. Electronic data processing equipment and software			0	0
21. Furniture and equipment, including health care delivery assets (\$)	6,698,570	6,698,570	0	0
22. Net adjustment in assets and liabilities due to foreign exchange rates			0	0
23. Receivables from parent, subsidiaries and affiliates			0	0
24. Health care (\$ 9,371,000) and other amounts receivable	22,701,787	13,330,787	9,371,000	6,039,706
25. Aggregate write-ins for other than invested assets	3,984,662	3,984,662	0	1,026
26. Total assets excluding Separate Accounts, Segregated Accounts and Protected Cell Accounts (Lines 12 to 25)	1,147,137,089	24,381,708	1,122,755,381	1,229,109,188
27. From Separate Accounts, Segregated Accounts and Protected Cell Accounts			0	0
28. Total (Lines 26 and 27)	1,147,137,089	24,381,708	1,122,755,381	1,229,109,188
DETAILS OF WRITE-INS				
1101.				
1102.				
1103.				
1198. Summary of remaining write-ins for Line 11 from overflow page	0	0	0	0
1199. Totals (Lines 1101 through 1103 plus 1198)(Line 11 above)	0	0	0	0
2501. Prepaid Expenses	3,984,662	3,984,662	0	0
2502. State Income Taxes	0	0	0	1,026
2503.				
2598. Summary of remaining write-ins for Line 25 from overflow page	0	0	0	0
2599. Totals (Lines 2501 through 2503 plus 2598)(Line 25 above)	3,984,662	3,984,662	0	1,026

LIABILITIES, CAPITAL AND SURPLUS

	Current Period			Prior Year
	1 Covered	2 Uncovered	3 Total	4 Total
1. Claims unpaid (less \$ reinsurance ceded)	356,477,404		356,477,404	297,089,932
2. Accrued medical incentive pool and bonus amounts	6,506,505		6,506,505	3,674,407
3. Unpaid claims adjustment expenses	8,399,384		8,399,384	7,536,117
4. Aggregate health policy reserves, including the liability of \$ for medical loss ratio rebate per the Public Health Service Act	42,030,634		42,030,634	165,564,910
5. Aggregate life policy reserves			0	0
6. Property/casualty unearned premium reserve			0	0
7. Aggregate health claim reserves			0	0
8. Premiums received in advance	80,095,941		80,095,941	959
9. General expenses due or accrued	574,151		574,151	188,238
10.1 Current federal and foreign income tax payable and interest thereon (including \$ on realized gains (losses))			0	0
10.2 Net deferred tax liability			0	0
11. Ceded reinsurance premiums payable			0	0
12. Amounts withheld or retained for the account of others.....	181,791		181,791	147,576
13. Remittances and items not allocated	215,108		215,108	20,961
14. Borrowed money (including \$ current) and interest thereon \$ (including \$ current)			0	0
15. Amounts due to parent, subsidiaries and affiliates	22,159,899		22,159,899	25,303,247
16. Derivatives			0	0
17. Payable for securities	1,714,918		1,714,918	1,238,752
18. Payable for securities lending	112,166,168		112,166,168	148,307,343
19. Funds held under reinsurance treaties (with \$ authorized reinsurers, \$ unauthorized reinsurers and \$ certified reinsurers).....			0	0
20. Reinsurance in unauthorized and certified (\$) companies			0	0
21. Net adjustments in assets and liabilities due to foreign exchange rates			0	0
22. Liability for amounts held under uninsured plans	98,988,129		98,988,129	126,514,524
23. Aggregate write-ins for other liabilities (including \$ 84,807,709 current)	86,646,755	0	86,646,755	139,345,413
24. Total liabilities (Lines 1 to 23)	816,156,787	0	816,156,787	914,932,379
25. Aggregate write-ins for special surplus funds	XXX	XXX	0	0
26. Common capital stock	XXX	XXX	1,000	1,000
27. Preferred capital stock	XXX	XXX		
28. Gross paid in and contributed surplus	XXX	XXX	110,809,432	110,809,432
29. Surplus notes	XXX	XXX		
30. Aggregate write-ins for other than special surplus funds	XXX	XXX	0	0
31. Unassigned funds (surplus)	XXX	XXX	195,788,162	203,366,377
32. Less treasury stock, at cost:				
32.1 shares common (value included in Line 26 \$)	XXX	XXX		
32.2 shares preferred (value included in Line 27 \$)	XXX	XXX		
33. Total capital and surplus (Lines 25 to 31 minus Line 32)	XXX	XXX	306,598,594	314,176,809
34. Total liabilities, capital and surplus (Lines 24 and 33)	XXX	XXX	1,122,755,381	1,229,109,188
DETAILS OF WRITE-INS				
2301. Accrued Premium Tax	51,350,341		51,350,341	43,325,646
2302. Other Premium Liability	30,246,762		30,246,762	91,796,647
2303. Escheat Liability	2,301,482		2,301,482	2,011,641
2398. Summary of remaining write-ins for Line 23 from overflow page	2,748,170	0	2,748,170	2,211,479
2399. Totals (Lines 2301 through 2303 plus 2398)(Line 23 above)	86,646,755	0	86,646,755	139,345,413
2501.	XXX	XXX		
2502.	XXX	XXX		
2503.	XXX	XXX		
2598. Summary of remaining write-ins for Line 25 from overflow page	XXX	XXX	0	0
2599. Totals (Lines 2501 through 2503 plus 2598)(Line 25 above)	XXX	XXX	0	0
3001.	XXX	XXX		
3002.	XXX	XXX		
3003.	XXX	XXX		
3098. Summary of remaining write-ins for Line 30 from overflow page	XXX	XXX	0	0
3099. Totals (Lines 3001 through 3003 plus 3098)(Line 30 above)	XXX	XXX	0	0

STATEMENT OF REVENUE AND EXPENSES

	Current Year To Date		Prior Year To Date	Prior Year Ended December 31
	1 Uncovered	2 Total	3 Total	4 Total
1. Member Months	XXX	5,168,396	4,848,645	6,516,864
2. Net premium income (including \$ non-health premium income).....	XXX	2,090,774,083	1,871,693,105	2,473,498,220
3. Change in unearned premium reserves and reserve for rate credits.....	XXX	117,310,355	110,885,202	120,364,391
4. Fee-for-service (net of \$ medical expenses)	XXX			0
5. Risk revenue	XXX			0
6. Aggregate write-ins for other health care related revenues	XXX	0	0	0
7. Aggregate write-ins for other non-health revenues	XXX	0	0	0
8. Total revenues (Lines 2 to 7)	XXX	2,208,084,438	1,982,578,307	2,593,862,611
Hospital and Medical:				
9. Hospital/medical benefits		1,328,639,177	1,210,278,122	1,607,563,122
10. Other professional services		226,317,870	189,217,637	253,449,558
11. Outside referrals				0
12. Emergency room and out-of-area		202,798,763	174,250,334	232,325,950
13. Prescription drugs		13,457,346	14,007,717	16,675,697
14. Aggregate write-ins for other hospital and medical	0	0	0	0
15. Incentive pool, withhold adjustments and bonus amounts		10,902,012	1,493,032	5,280,138
16. Subtotal (Lines 9 to 15)	0	1,782,115,168	1,589,246,842	2,115,294,465
Less:				
17. Net reinsurance recoveries				0
18. Total hospital and medical (Lines 16 minus 17)	0	1,782,115,168	1,589,246,842	2,115,294,465
19. Non-health claims (net)				
20. Claims adjustment expenses, including \$90,878,782 cost containment expenses		116,278,944	105,675,986	140,648,977
21. General administrative expenses		201,651,355	165,902,521	219,832,293
22. Increase in reserves for life and accident and health contracts (including \$ increase in reserves for life only) .				0
23. Total underwriting deductions (Lines 18 through 22).....	0	2,100,045,467	1,860,825,349	2,475,775,735
24. Net underwriting gain or (loss) (Lines 8 minus 23)	XXX	108,038,971	121,752,958	118,086,876
25. Net investment income earned		34,272,328	19,804,451	28,148,729
26. Net realized capital gains (losses) less capital gains tax of \$ (2,321,826)		(7,144,377)	(4,799,793)	(7,724,319)
27. Net investment gains (losses) (Lines 25 plus 26)	0	27,127,951	15,004,658	20,424,410
28. Net gain or (loss) from agents' or premium balances charged off [(amount recovered \$) (amount charged off \$(39,346))].....		(39,346)	(66,710)	(84,992)
29. Aggregate write-ins for other income or expenses	0	(22,043)	(15,698)	(17,526)
30. Net income or (loss) after capital gains tax and before all other federal income taxes (Lines 24 plus 27 plus 28 plus 29)	XXX	135,105,533	136,675,208	138,408,768
31. Federal and foreign income taxes incurred	XXX	33,118,052	31,686,938	30,948,552
32. Net income (loss) (Lines 30 minus 31)	XXX	101,987,481	104,988,270	107,460,216
DETAILS OF WRITE-INS				
0601.	XXX			
0602.	XXX			
0603.	XXX			
0698. Summary of remaining write-ins for Line 6 from overflow page	XXX	0	0	0
0699. Totals (Lines 0601 through 0603 plus 0698)(Line 6 above)	XXX	0	0	0
0701.	XXX			
0702.	XXX			
0703.	XXX			
0798. Summary of remaining write-ins for Line 7 from overflow page	XXX	0	0	0
0799. Totals (Lines 0701 through 0703 plus 0798)(Line 7 above)	XXX	0	0	0
1401.				
1402.				
1403.				
1498. Summary of remaining write-ins for Line 14 from overflow page	0	0	0	0
1499. Totals (Lines 1401 through 1403 plus 1498)(Line 14 above)	0	0	0	0
2901. Miscellaneous (expense) income		(22,043)	(15,698)	(17,526)
2902.				
2903.				
2998. Summary of remaining write-ins for Line 29 from overflow page	0	0	0	0
2999. Totals (Lines 2901 through 2903 plus 2998)(Line 29 above)	0	(22,043)	(15,698)	(17,526)

STATEMENT OF REVENUE AND EXPENSES (Continued)

	1 Current Year to Date	2 Prior Year to Date	3 Prior Year Ended December 31
CAPITAL AND SURPLUS ACCOUNT			
33. Capital and surplus prior reporting year.....	314,176,809	367,717,644	367,717,644
34. Net income or (loss) from Line 32	101,987,481	104,988,270	107,460,216
35. Change in valuation basis of aggregate policy and claim reserves			
36. Change in net unrealized capital gains (losses) less capital gains tax of \$657,813	2,474,631	(27,011,892)	(21,782,438)
37. Change in net unrealized foreign exchange capital gain or (loss)			
38. Change in net deferred income tax	5,680,280	3,097,388	1,803,107
39. Change in nonadmitted assets	(10,320,607)	(4,089,862)	(7,121,720)
40. Change in unauthorized and certified reinsurance	0	0	0
41. Change in treasury stock	0	0	0
42. Change in surplus notes	0	0	0
43. Cumulative effect of changes in accounting principles.....			
44. Capital Changes:			
44.1 Paid in			0
44.2 Transferred from surplus (Stock Dividend).....	0	0	0
44.3 Transferred to surplus.....			
45. Surplus adjustments:			
45.1 Paid in	0	0	0
45.2 Transferred to capital (Stock Dividend)			
45.3 Transferred from capital			
46. Dividends to stockholders	(107,400,000)	(133,900,000)	(133,900,000)
47. Aggregate write-ins for gains or (losses) in surplus	0	0	0
48. Net change in capital & surplus (Lines 34 to 47)	(7,578,215)	(56,916,096)	(53,540,835)
49. Capital and surplus end of reporting period (Line 33 plus 48)	306,598,594	310,801,548	314,176,809
DETAILS OF WRITE-INS			
4701.			
4702.			
4703.			
4798. Summary of remaining write-ins for Line 47 from overflow page	0	0	0
4799. Totals (Lines 4701 through 4703 plus 4798)(Line 47 above)	0	0	0

STATEMENT AS OF SEPTEMBER 30, 2023 OF THE Wellpoint Tennessee, Inc.

CASH FLOW

	1 Current Year To Date	2 Prior Year To Date	3 Prior Year Ended December 31
Cash from Operations			
1. Premiums collected net of reinsurance	2,167,140,547	1,941,116,115	2,510,747,670
2. Net investment income	33,974,349	21,400,336	29,720,222
3. Miscellaneous income	0	0	0
4. Total (Lines 1 to 3)	2,201,114,896	1,962,516,451	2,540,467,892
5. Benefit and loss related payments	1,725,692,095	1,518,127,736	2,040,026,879
6. Net transfers to Separate Accounts, Segregated Accounts and Protected Cell Accounts			
7. Commissions, expenses paid and aggregate write-ins for deductions	319,508,062	201,199,597	266,332,862
8. Dividends paid to policyholders			
9. Federal and foreign income taxes paid (recovered) net of \$ (2,321,826) tax on capital gains (losses)	17,448,402	17,560,580	37,302,699
10. Total (Lines 5 through 9)	2,062,648,559	1,736,887,913	2,343,662,440
11. Net cash from operations (Line 4 minus Line 10)	138,466,337	225,628,538	196,805,452
Cash from Investments			
12. Proceeds from investments sold, matured or repaid:			
12.1 Bonds	154,022,147	128,472,939	195,965,424
12.2 Stocks	0	0	0
12.3 Mortgage loans	0	0	0
12.4 Real estate	0	0	0
12.5 Other invested assets	0	0	0
12.6 Net gains or (losses) on cash, cash equivalents and short-term investments	3,655	243	160
12.7 Miscellaneous proceeds	36,617,341	6,006,184	1,238,754
12.8 Total investment proceeds (Lines 12.1 to 12.7)	190,643,143	134,479,366	197,204,338
13. Cost of investments acquired (long-term only):			
13.1 Bonds	212,682,247	211,972,249	280,574,375
13.2 Stocks	0	0	0
13.3 Mortgage loans	0	0	0
13.4 Real estate	0	0	0
13.5 Other invested assets	0	0	0
13.6 Miscellaneous applications	0	21,588,760	22,888,627
13.7 Total investments acquired (Lines 13.1 to 13.6)	212,682,247	233,561,009	303,463,002
14. Net increase (or decrease) in contract loans and premium notes	0	0	0
15. Net cash from investments (Line 12.8 minus Line 13.7 and Line 14)	(22,039,104)	(99,081,643)	(106,258,664)
Cash from Financing and Miscellaneous Sources			
16. Cash provided (applied):			
16.1 Surplus notes, capital notes	0	0	0
16.2 Capital and paid in surplus, less treasury stock	0	0	0
16.3 Borrowed funds	0	0	0
16.4 Net deposits on deposit-type contracts and other insurance liabilities	0	0	0
16.5 Dividends to stockholders	107,400,000	133,900,000	133,900,000
16.6 Other cash provided (applied)	(109,196,220)	28,186,601	116,191,025
17. Net cash from financing and miscellaneous sources (Line 16.1 through Line 16.4 minus Line 16.5 plus Line 16.6)	(216,596,220)	(105,713,399)	(17,708,975)
RECONCILIATION OF CASH, CASH EQUIVALENTS AND SHORT-TERM INVESTMENTS			
18. Net change in cash, cash equivalents and short-term investments (Line 11, plus Lines 15 and 17)	(100,168,987)	20,833,496	72,837,813
19. Cash, cash equivalents and short-term investments:			
19.1 Beginning of year	111,281,555	38,443,742	38,443,742
19.2 End of period (Line 18 plus Line 19.1)	11,112,569	59,277,238	111,281,555

Note: Supplemental disclosures of cash flow information for non-cash transactions:

20.0001. Depreciation	206,742	230,422	366,644
-----------------------------	---------	---------	---------

STATEMENT AS OF SEPTEMBER 30, 2023 OF THE Wellpoint Tennessee, Inc.

EXHIBIT OF PREMIUMS, ENROLLMENT AND UTILIZATION

	1 Total	Comprehensive (Hospital & Medical)		4 Medicare Supplement	5 Vision Only	6 Dental Only	7 Federal Employees Health Benefits Plan	8 Title XVIII Medicare	9 Title XIX Medicaid	10 Credit A&H	11 Disability Income	12 Long-Term Care	13 Other Health	14 Other Non-Health
		2 Individual	3 Group											
Total Members at end of:														
1. Prior Year	559,891	13,371	0	0	0	0	0	29,732	516,788	0	0	0	0	0
2. First Quarter	577,430	13,894	0	0	0	0	0	37,902	525,634	0	0	0	0	0
3. Second Quarter	578,674	12,476	0	0	0	0	0	41,415	524,783	0	0	0	0	0
4. Third Quarter	561,774	12,353						44,848	504,573					
5. Current Year	0													
6. Current Year Member Months	5,168,396	116,450						361,958	4,689,988					
Total Member Ambulatory Encounters for Period:														
7. Physician	1,987,755	35,901						512,890	1,438,964					
8. Non-Physician	4,133,770	51,700						710,959	3,371,111					
9. Total	6,121,525	87,601	0	0	0	0	0	1,223,849	4,810,075	0	0	0	0	0
10. Hospital Patient Days Incurred	353,421	5,492						80,615	267,314					
11. Number of Inpatient Admissions	53,571	2,017						11,054	40,500					
12. Health Premiums Written (a)	2,090,774,083	17,363,507						529,997,650	1,543,412,926					
13. Life Premiums Direct	0													
14. Property/Casualty Premiums Written	0													
15. Health Premiums Earned.....	2,208,084,438	23,443,317						522,915,917	1,661,725,204					
16. Property/Casualty Premiums Earned	0													
17. Amount Paid for Provision of Health Care Services.....	1,719,895,598	19,669,722						420,775,434	1,279,450,442					
18. Amount Incurred for Provision of Health Care Services	1,782,115,168	20,030,572						443,370,338	1,318,714,258					

(a) For health premiums written: amount of Medicare Title XVIII exempt from state taxes or fees \$ 529,997,650

UNDERWRITING AND INVESTMENT EXHIBIT

ANALYSIS OF CLAIMS UNPAID - PRIOR YEAR - NET OF REINSURANCE

Line of Business	Claims Paid Year to Date		Liability End of Current Quarter		5 Claims Incurred in Prior Years (Columns 1 + 3)	6 Estimated Claim Reserve and Claim Liability December 31 of Prior Year
	1 On Claims Incurred Prior to January 1 of Current Year	2 On Claims Incurred During the Year	3 On Claims Unpaid Dec. 31 of Prior Year	4 On Claims Incurred During the Year		
1. Comprehensive (hospital and medical) individual	1,535,042	17,167,285	420,097	3,477,576	1,955,139	3,535,286
2. Comprehensive (hospital and medical) group	0	0	0	0	0	0
3. Medicare Supplement	0	0	0	0	0	0
4. Dental Only	0	0	0	0	0	0
5. Vision Only	0	0	0	0	0	0
6. Federal Employees Health Benefits Plan	0	0	0	0	0	0
7. Title XVIII - Medicare	33,799,527	388,138,957	(101,180)	55,741,170	33,698,347	36,432,704
8. Title XIX - Medicaid	162,900,342	1,114,081,028	36,984,186	259,955,555	199,884,528	257,121,942
9. Credit A&H	0	0	0	0	0	0
10. Disability Income	0	0	0	0	0	0
11. Long-term care	0	0	0	0	0	0
12. Other health	0	0	0	0	0	0
13. Health subtotal (Lines 1 to 12)	198,234,911	1,519,387,270	37,303,103	319,174,301	235,538,014	297,089,932
14. Health care receivables (a)	8,343,724	14,358,063	0	0	8,343,724	16,905,290
15. Other non-health	0	0	0	0	0	0
16. Medical incentive pools and bonus amounts	4,168,653	3,901,261	3,767,503	2,739,002	7,936,156	3,674,407
17. Totals (Lines 13 - 14 + 15 + 16)	194,059,840	1,508,930,468	41,070,606	321,913,303	235,130,446	283,859,049

(a) Excludes \$0 loans or advances to providers not yet expensed.

STATEMENT AS OF SEPTEMBER 30, 2023 OF Wellpoint Tennessee, Inc.
NOTES TO FINANCIAL STATEMENTS

For the purposes of the quarterly interim financial information, it is presumed that the users of the interim financial information have read or have access to the Annual Statement as of December 31, 2022. This presentation addresses only significant events occurring since the last Annual Statement.

1. Summary of Significant Accounting Policies and Going Concern

A. Accounting Practices

The accompanying financial statements of Wellpoint Tennessee, Inc. (the “Company”) have been prepared in conformity with the National Association of Insurance Commissioners’ (“NAIC”) *Annual Statement Instructions* and in accordance with accounting practices prescribed by the NAIC *Accounting Practices and Procedures Manual* (“NAIC SAP”), subject to any deviations prescribed or permitted by the Tennessee Department of Commerce and Insurance (the “TDCI”).

A reconciliation of the Company’s net income and capital and surplus between NAIC SAP and practices prescribed and permitted by the TDCI is shown below:

	<u>SSAP #</u>	<u>F/S Page</u>	<u>F/S Line #</u>	<u>September 30, 2023</u>	<u>December 31, 2022</u>
<u>Net Income</u>					
(1) Wellpoint Tennessee, Inc. state basis (Page 4, Line 32, Columns 2 & 4)	XXX	XXX	XXX	\$ 101,987,481	\$ 107,460,216
(2) State Prescribed Practices that is an increase/(decrease) from NAIC SAP:				—	—
(3) State Permitted Practices that is an increase/(decrease) from NAIC SAP:				—	—
(4) NAIC SAP (1-2-3=4)	XXX	XXX	XXX	<u>\$ 101,987,481</u>	<u>\$ 107,460,216</u>
<u>Surplus</u>					
(5) Wellpoint Tennessee, Inc. state basis (Page 3, Line 33, Columns 3 & 4)	XXX	XXX	XXX	\$ 306,598,694	\$ 314,176,809
(6) State Prescribed Practices that is an increase/(decrease) from NAIC SAP:				—	—
(7) State Permitted Practices that is an increase/(decrease) from NAIC SAP:				—	—
(8) NAIC SAP (5-6-7=8)	XXX	XXX	XXX	<u>\$ 306,598,694</u>	<u>\$ 314,176,809</u>

B. Use of Estimates in the Preparation of the Financial Statements

No significant change.

C. Accounting Policies

(1) No significant change.

STATEMENT AS OF SEPTEMBER 30, 2023 OF Wellpoint Tennessee, Inc.
NOTES TO FINANCIAL STATEMENTS

(2) Investment grade bonds not backed by other loans are stated at amortized cost, with amortization calculated based on the modified scientific method, using lower of yield to call or yield to maturity. Non-investment grade bonds are stated at the lower of amortized cost or fair value as determined by various third-party pricing sources.

(3) - (5) No significant change.

(6) Loan-backed securities are stated at amortized cost. Pre-payment assumptions for loan-backed securities and structured securities were obtained from broker-dealer survey values or internal estimates. These assumptions are consistent with the current interest rate and economic environment. The retrospective adjustment method is used to value all loan-backed securities. Non-investment grade loan-backed securities are stated at the lower of amortized cost or fair value.

(7) - (14) No significant change.

D. Going Concern

Not applicable.

2. Accounting Changes and Corrections of Errors

Not applicable.

3. Business Combinations and Goodwill

Not applicable.

4. Discontinued Operations

Not applicable.

5. Investments

A. - C.

Not applicable.

D. Loan-Backed Securities

1. Prepayment assumptions for single-class and multi-class mortgage-backed and asset-backed securities were obtained from broker-dealer survey values or internal estimates. The Company used various third-party pricing sources in determining the market value of its loan-backed securities.
2. The Company did not recognize other-than-temporary impairments ("OTTI") on its loan-backed securities during the nine months ended September 30, 2023.
3. The Company did not recognize OTTI on its loan-backed securities at September 30, 2023.

STATEMENT AS OF SEPTEMBER 30, 2023 OF Wellpoint Tennessee, Inc.
NOTES TO FINANCIAL STATEMENTS

4. All impaired securities (fair value is less than cost or amortized cost) for which an OTTI has not been recognized in earnings as a realized loss (including securities with a recognized OTTI for non-interest related declines when a non-recognized interest related impairment remains):

a. The aggregate amount of unrealized losses:		1. Less than 12 Months	\$	(5,439,114)
		2. 12 Months or Longer	\$	(18,573,351)
b. The aggregate related fair value of securities with unrealized losses:		1. Less than 12 Months	\$	135,199,249
		2. 12 Months or Longer	\$	162,746,800

5. The Company's bond portfolio is sensitive to interest rate fluctuations, which impact the fair value of individual securities. Unrealized losses on bonds were primarily caused by the effects of the interest rate environment and the widening of credit spreads on certain securities. The Company currently has the ability and intent to hold these securities until their full cost can be recovered. Therefore, the Company does not believe the unrealized losses represent an OTTI at September 30, 2023.

E. Dollar Repurchase Agreements and/or Securities Lending Transactions

1. Not applicable.
2. No significant change.
3. Collateral Received
 - a. No significant change.
 - b. The fair value of that collateral and of the portion of that collateral that it has sold or replugged \$ 112,243,025
 - c. No significant change.
4. Not applicable.
5. No significant change.
6. Not applicable.
7. Not applicable.

F. Repurchase Agreements Transactions Accounted for as Secured Borrowing

The Company did not enter into repurchase agreement transactions accounted for as secured borrowing at September 30, 2023.

G. Reverse Repurchase Agreements Transactions Accounted for as Secured Borrowing

The Company did not enter into reverse repurchase agreement transactions accounted for as a secured borrowing at September 30, 2023.

H. Repurchase Agreements Transactions Accounted for as a Sale

The Company did not enter into repurchase agreement transactions accounted for as a sale at September 30, 2023.

I. Reverse Repurchase Agreements Transactions Accounted for as a Sale

The Company did not enter into reverse repurchase agreement transactions accounted for as a sale at September 30, 2023.

STATEMENT AS OF SEPTEMBER 30, 2023 OF Wellpoint Tennessee, Inc.
NOTES TO FINANCIAL STATEMENTS

J. Real Estate

Not applicable.

K. Investments in Low-Income Housing Tax Credits

Not applicable.

L. Restricted Assets

No significant change.

M. Working Capital Finance Investments

Not applicable.

N. Offsetting and Netting of Assets and Liabilities

The Company had no netted assets and liabilities at September 30, 2023.

O. 5GI Securities

The Company has no 5GI Securities as of September 30, 2023.

P. Short Sales

The Company did not have any short sales at September 30, 2023.

Q. Prepayment Penalty and Acceleration Fees

	General Account
(1) Number of CUSIPs	3
(2) Aggregate Amount of Investment Income \$	10,632

R. Reporting Entity's Share of Cash Pool by Asset Type

The Company did not participate in a cash pool at September 30, 2023.

6. Joint Ventures, Partnerships and Limited Liability Companies

Not applicable.

7. Investment Income

No significant change.

8. Derivative Instruments

Not applicable.

9. Income Taxes

A. - F.

No significant change.

STATEMENT AS OF SEPTEMBER 30, 2023 OF Wellpoint Tennessee, Inc.
NOTES TO FINANCIAL STATEMENTS

G. - H.

Not applicable.

I. Alternative Minimum Tax (AMT) Credit

On August 16, 2022, the U.S. government enacted the Inflation Reduction Act which includes a new corporate alternative minimum tax (the "Corporate AMT") of 15% on the adjusted financial statement of income ("AFSI") of corporations with average AFSI exceeding \$1.0 billion over a three-year period. The Corporate AMT is effective beginning after December 31, 2022. The controlled group of corporations, of which the Company is a member, has determined it is an applicable corporation for purposes of determining if the Corporate AMT exceeds the regular federal income tax payable. The controlled group has determined that it does not expect to be subject to the Corporate AMT in 2023. The Company has determined that it would not be an applicable corporation on a stand-alone basis, therefore it does not expect to be subject to the Corporate AMT in 2023.

10. Information Concerning Parent, Subsidiaries, Affiliates and Other Related Parties

A. Nature of the Relationship

The Company's parent, AMERIGROUP Corporation, changed its name to Wellpoint Corporation effective July 27, 2023.

Effective July 19, 2023, AMERIGROUP Tennessee, Inc. changed its name to Wellpoint Tennessee, Inc. in the State of Tennessee.

B. Significant Transactions for the Period

The following significant transactions took place between the Company and its affiliates:

The Board of Directors of the Company declared an ordinary dividend in the amount of \$107,400,000 on August 29, 2023. The Company paid the dividend to its parent company, Wellpoint Corporation, on September 12, 2023.

The Company is a party to the Fair Market Value ("FMV") Services Attachment as discussed in Note 10E of the 2022 Annual Statement which was amended to add BioPlus Pharmacies as a medical service provider effective August 1, 2023.

C. Transactions with Related Parties who are not Reported on Schedule Y

No significant change.

D. Amounts Due to or from Related Parties

At September 30, 2023, the Company reported no amounts due from affiliates and \$22,159,889 due to affiliates. The payable balance represents intercompany transactions that will be settled in accordance with the settlement terms of the intercompany agreement.

E. - O.

No significant change.

STATEMENT AS OF SEPTEMBER 30, 2023 OF Wellpoint Tennessee, Inc.
NOTES TO FINANCIAL STATEMENTS

11. Debt

Not applicable.

12. Retirement Plans, Deferred Compensation, Postemployment Benefits and Compensated Absences and Other Postretirement Benefit Plans

A. Defined Benefit Plan

Not applicable.

B. Not applicable.

C. Not applicable.

D. Not applicable.

E. Defined Contribution Plans

Not applicable.

F. Multiemployer Plans

The Company does not participate in a multiemployer plan.

G. Consolidated/Holding Company Plans

No significant change.

H. Post Employment Benefits and Compensated Absences

Not applicable.

I. Impact of Medicare Modernization Act on Postretirement Benefits (INT 04-17)

Not applicable.

13. Capital and Surplus, Shareholders' Dividend Restrictions and Quasi-Reorganizations

No significant change.

14. Liabilities, Contingencies and Assessments

A. - F.

No significant change.

15. Leases

No significant change.

16. Information About Financial Instruments With Off-Balance Sheet Risk and Financial Instruments With Concentrations of Credit Risk

Not applicable.

STATEMENT AS OF SEPTEMBER 30, 2023 OF Wellpoint Tennessee, Inc.
NOTES TO FINANCIAL STATEMENTS

17. Sale, Transfer and Servicing of Financial Assets and Extinguishments of Liabilities

A. Transfers of Receivables Reported as Sales

Not applicable.

B. Transfer and Servicing of Financial Assets

(1) The Company participates in a securities lending program whereby marketable securities in its investment portfolio are transferred to independent brokers or dealers. At September 30, 2023 the fair value of securities loaned was \$109,795,567 and the carrying value of securities loaned was \$109,857,254.

(2) - (7) Not applicable.

C. Wash Sales

1. In the course of the Company's asset management, securities may be sold and reacquired within 30 days of the sale date to enhance the yield on the investments.
2. At September 30, 2023, there were no wash sales involving securities with an NAIC designation of 3 or below or unrated.

18. Gain or Loss to the Reporting Entity from Uninsured Plans and the Uninsured Portion of Partially Insured Plans

A. Administrative Services Only Plans

No significant change.

B. Administrative Services Contract Plans

No significant change.

C. Medicare or Other Similarly Structured Cost-Based Reimbursement Contract

No significant change.

19. Direct Premium Written/Produced by Managing General Agents/Third Party Administrators

Not applicable.

20. Fair Value Measurements

A.

(1) Fair Value Measurement at Reporting Date

Description for each class of asset or liability	(Level 1)	(Level 2)	(Level 3)	Net Asset Value ("NAV")	Total
a. Assets at fair value					
Bonds					
Industrial and miscellaneous	\$ —	\$197,938,372	\$ —	\$ —	\$197,938,372
Hybrid securities	—	923,248	—	—	923,248
Total bonds	\$ —	\$198,861,620	\$ —	\$ —	\$198,861,620
Cash equivalents					

STATEMENT AS OF SEPTEMBER 30, 2023 OF Wellpoint Tennessee, Inc.
NOTES TO FINANCIAL STATEMENTS

Industrial and miscellaneous money market funds	\$ 19,500,000	\$ —	\$ —	\$ —	\$ 19,500,000
Total cash equivalents	\$ 19,500,000	\$ —	\$ —	\$ —	\$ 19,500,000

b. Liabilities at fair value

- (2) There are no investments in Level 3 as of September 30, 2023.
- (3) The Company's policy is to recognize transfers between Levels, if any, as of the beginning of the reporting period.
- (4) Fair values of bonds are based on quoted market prices, where available. These fair values are obtained primarily from third party pricing services, which generally use Level 1 or Level 2 inputs, for the determination of fair value to facilitate fair value measurements and disclosures. Level 2 securities primarily include United States government securities, corporate securities, securities from states, municipalities and political subdivisions, mortgage-backed securities and certain other asset-backed securities. For securities not actively traded, the pricing services may use quoted market prices of comparable instruments or discounted cash flow analyses, incorporating inputs that are currently observable in the markets for similar securities. Inputs that are often used in the valuation methodologies include, but are not limited to, broker quotes, benchmark yields, credit spreads, default rates and prepayment speeds. The Company has controls in place to review the pricing services' qualifications and procedures used to determine fair values. In addition, the Company periodically reviews the pricing services' pricing methodologies, data sources and pricing inputs to ensure the fair values obtained are reasonable.

Certain bonds, primarily corporate debt securities, are designated Level 3. For these securities, the valuation methodologies may incorporate broker quotes or discounted cash flow analyses using assumptions for inputs such as expected cash flows, benchmark yields, credit spreads, default rates and prepayment speeds that are not observable in the markets.

Cash equivalents primarily consist of highly rated money market funds or bonds with original maturities of three months or less. Due to the high ratings and short-term nature, these investments are designated as Level 1. The Company also holds bonds purchased with less than three months to maturity. Fair value of these bonds are based on quoted market prices obtained from third party pricing services which generally use Level 1 or Level 2 inputs.

There have been no significant changes in the valuation techniques during the current period.

B. Fair Value Measurements Under Other Accounting Pronouncements

Not applicable.

C. Financial Instruments

Type of Financial Instrument	Aggregate Fair Value	Admitted Assets	(Level 1)	(Level 2)	(Level 3)	Net Asset Value ("NAV")	Not Practicable (Carrying Value)
Bonds	\$ 856,319,386	\$ 917,003,487	\$ —	\$ 856,319,386	\$ —	\$ —	\$ —
Cash equivalents	19,500,000	19,500,000	19,500,000	—	—	—	—
Securities Lending Collateral	112,243,025	112,166,168	—	112,243,025	—	—	—

STATEMENT AS OF SEPTEMBER 30, 2023 OF Wellpoint Tennessee, Inc.
NOTES TO FINANCIAL STATEMENTS

D. Not Practicable to Estimate Fair Value

There are no financial instruments that were not practicable to estimate at fair value.

E. Investments Measured at Net Asset Value

The Company has no investments measured at net asset value.

21. Other Items

A. - E.

No significant change.

F. Subprime Mortgage-Related Risk Exposure

(1) The Company's investment strategy of providing safety and preservation of capital, sufficient liquidity to meet cash flow requirements and the attainment of a competitive after-tax investment return is supported by a well diversified portfolio consisting of many different types of investments. The portion of the Company's investment portfolio with subprime mortgage-related risk exposure is relatively small in comparison to the overall investment portfolio, and consists mainly of investment grade securities with no exposure to collateralized debt obligations. All mortgage related investments are monitored closely as part of the quarterly investment review performed by the Elevance Health Investment Impairment Review Committee.

(2) The Company did not carry investments in subprime mortgage loans in its portfolio at September 30, 2023.

(3) At September 30, 2023, the Company's subprime mortgage-related risk exposure is detailed below:

	Actual Cost	Book/ Adjusted Carrying Value (excluding interest)	Fair Value	Other-Than- Temporary Impairment Losses Recognized
a. Residential mortgage-backed securities	\$ 1,142,905	\$ 1,150,819	\$ 1,146,960	\$ —
b. Commercial mortgage-backed securities	—	—	—	—
c. Collateralized debt obligations	—	—	—	—
d. Structured securities	2,704,421	2,701,442	2,623,868	—
e. Equity investments in SCAs	—	—	—	—
f. Other assets	—	—	—	—
g. Total	\$ 3,847,326	\$ 3,852,261	\$ 3,770,828	\$ —

(4) The Company did not underwrite Mortgage Guaranty or Financial Guaranty insurance coverage at September 30, 2023.

G. Retained Assets

No significant change.

H. Insurance-Linked Securities Contracts

Not applicable.

STATEMENT AS OF SEPTEMBER 30, 2023 OF Wellpoint Tennessee, Inc.
NOTES TO FINANCIAL STATEMENTS

I. The Amount That Could Be Realized on Life Insurance Where the Reporting Entity is Owner and Beneficiary or Has Otherwise Obtained Rights to Control the Policy

No significant change.

22. Events Subsequent

Effective July 19, 2023, AMERIGROUP Tennessee, Inc. changed its name to Wellpoint Tennessee, Inc. in the State of Tennessee.

Subsequent events have been considered through November 13, 2023 for the statutory statement issued on November 14, 2023. There were no events occurring subsequent to September 30, 2023 requiring recognition or disclosure.

23. Reinsurance

Not applicable.

24. Retrospectively Rated Contracts & Contracts Subject to Redetermination

A. - D.

No significant change.

E. Risk Sharing Provisions of the Affordable Care Act ("ACA")

(1) Did the reporting entity write accident and health insurance premium that is subject to the Affordable Care Act risk sharing provisions (YES/NO)? No

(2) Impact of Risk-Sharing Provisions of the Affordable Care Act on Admitted Assets, Liabilities and Revenue for the Current Year.

Not applicable.

(3) Roll-forward of prior year ACA risk-sharing provisions for the following asset (gross of any nonadmission) and liability balances, along with the reasons for adjustments to prior year balance.

Not applicable.

(4) Roll-forward of Risk Corridors Asset and Liability Balances by Program Benefit Year.

Not applicable.

(5) ACA Risk Corridors Receivable as of Reporting Date.

Not applicable.

25. Change in Incurred Claims and Claim Adjustment Expenses

A. The estimated cost of claims and claim adjustment expense attributable to insured events of prior years decreased by \$41,573,975 during 2023. This is approximately 14.3% of unpaid claims and claim adjustment expenses, net of healthcare receivables, of \$291,395,166 as of December 31, 2022. The redundancy reflects the decreases in estimated claims and claims adjustment expenses as a result of claims payment during the

STATEMENT AS OF SEPTEMBER 30, 2023 OF Wellpoint Tennessee, Inc.
NOTES TO FINANCIAL STATEMENTS

year, and as additional information is received regarding claims incurred prior to 2023. Recent claim development trends are also taken into account in evaluating the overall adequacy of unpaid claims and unpaid claim adjustment expense.

- B.** There were no significant changes in methodologies and assumptions used in calculating the liability for unpaid losses and loss adjustment expenses.

26. Intercompany Pooling Arrangements

Not applicable.

27. Structured Settlements

Not applicable.

28. Health Care Receivables

No significant change.

29. Participating Policies

Not applicable.

30. Premium Deficiency Reserves

The Company did not record any premium deficiency reserves at September 30, 2023.

31. Anticipated Salvage and Subrogation

No significant change.

GENERAL INTERROGATORIES

PART 1 - COMMON INTERROGATORIES

GENERAL

- 1.1 Did the reporting entity experience any material transactions requiring the filing of Disclosure of Material Transactions with the State of Domicile, as required by the Model Act? Yes [] No [X]
- 1.2 If yes, has the report been filed with the domiciliary state? Yes [] No []
- 2.1 Has any change been made during the year of this statement in the charter, by-laws, articles of incorporation, or deed of settlement of the reporting entity? Yes [X] No []
- 2.2 If yes, date of change: 07/19/2023
- 3.1 Is the reporting entity a member of an Insurance Holding Company System consisting of two or more affiliated persons, one or more of which is an insurer? Yes [X] No []
If yes, complete Schedule Y, Parts 1 and 1A.
- 3.2 Have there been any substantial changes in the organizational chart since the prior quarter end? Yes [] No [X]
- 3.3 If the response to 3.2 is yes, provide a brief description of those changes.
.....
- 3.4 Is the reporting entity publicly traded or a member of a publicly traded group? Yes [X] No []
- 3.5 If the response to 3.4 is yes, provide the CIK (Central Index Key) code issued by the SEC for the entity/group. 0001156039
- 4.1 Has the reporting entity been a party to a merger or consolidation during the period covered by this statement? Yes [] No [X]
- 4.2 If yes, provide the name of the entity, NAIC Company Code, and state of domicile (use two letter state abbreviation) for any entity that has ceased to exist as a result of the merger or consolidation.

1	2	3
Name of Entity	NAIC Company Code	State of Domicile

5. If the reporting entity is subject to a management agreement, including third-party administrator(s), managing general agent(s), attorney-in-fact, or similar agreement, have there been any significant changes regarding the terms of the agreement or principals involved? Yes [X] No [] N/A []
Amendment to MASA FMV Attachment to add BioPlus pharmacies as a medical provider.
- 6.1 State as of what date the latest financial examination of the reporting entity was made or is being made. 12/31/2022
- 6.2 State the as of date that the latest financial examination report became available from either the state of domicile or the reporting entity. This date should be the date of the examined balance sheet and not the date the report was completed or released. 12/31/2020
- 6.3 State as of what date the latest financial examination report became available to other states or the public from either the state of domicile or the reporting entity. This is the release date or completion date of the examination report and not the date of the examination (balance sheet date). 02/08/2022
- 6.4 By what department or departments?
State of Tennessee Department of Commerce and Insurance, TennCare Division
- 6.5 Have all financial statement adjustments within the latest financial examination report been accounted for in a subsequent financial statement filed with Departments? Yes [] No [] N/A [X]
- 6.6 Have all of the recommendations within the latest financial examination report been complied with? Yes [] No [] N/A [X]
- 7.1 Has this reporting entity had any Certificates of Authority, licenses or registrations (including corporate registration, if applicable) suspended or revoked by any governmental entity during the reporting period? Yes [] No [X]
- 7.2 If yes, give full information:
.....
- 8.1 Is the company a subsidiary of a bank holding company regulated by the Federal Reserve Board? Yes [] No [X]
- 8.2 If response to 8.1 is yes, please identify the name of the bank holding company.
.....
- 8.3 Is the company affiliated with one or more banks, thrifts or securities firms? Yes [] No [X]
- 8.4 If response to 8.3 is yes, please provide below the names and location (city and state of the main office) of any affiliates regulated by a federal regulatory services agency [i.e. the Federal Reserve Board (FRB), the Office of the Comptroller of the Currency (OCC), the Federal Deposit Insurance Corporation (FDIC) and the Securities Exchange Commission (SEC)] and identify the affiliate's primary federal regulator.

1	2	3	4	5	6
Affiliate Name	Location (City, State)	FRB	OCC	FDIC	SEC

GENERAL INTERROGATORIES

- 9.1 Are the senior officers (principal executive officer, principal financial officer, principal accounting officer or controller, or persons performing similar functions) of the reporting entity subject to a code of ethics, which includes the following standards? Yes [X] No []
- (a) Honest and ethical conduct, including the ethical handling of actual or apparent conflicts of interest between personal and professional relationships;
- (b) Full, fair, accurate, timely and understandable disclosure in the periodic reports required to be filed by the reporting entity;
- (c) Compliance with applicable governmental laws, rules and regulations;
- (d) The prompt internal reporting of violations to an appropriate person or persons identified in the code; and
- (e) Accountability for adherence to the code.
- 9.11 If the response to 9.1 is No, please explain:
- 9.2 Has the code of ethics for senior managers been amended? Yes [] No [X]
- 9.21 If the response to 9.2 is Yes, provide information related to amendment(s).
- 9.3 Have any provisions of the code of ethics been waived for any of the specified officers? Yes [] No [X]
- 9.31 If the response to 9.3 is Yes, provide the nature of any waiver(s).

FINANCIAL

- 10.1 Does the reporting entity report any amounts due from parent, subsidiaries or affiliates on Page 2 of this statement? Yes [] No [X]
- 10.2 If yes, indicate any amounts receivable from parent included in the Page 2 amount: \$ 0

INVESTMENT

- 11.1 Were any of the stocks, bonds, or other assets of the reporting entity loaned, placed under option agreement, or otherwise made available for use by another person? (Exclude securities under securities lending agreements.) Yes [] No [X]
- 11.2 If yes, give full and complete information relating thereto:
12. Amount of real estate and mortgages held in other invested assets in Schedule BA: \$
13. Amount of real estate and mortgages held in short-term investments: \$
- 14.1 Does the reporting entity have any investments in parent, subsidiaries and affiliates? Yes [] No [X]
- 14.2 If yes, please complete the following:
- | | 1
Prior Year-End
Book/Adjusted
Carrying Value | 2
Current Quarter
Book/Adjusted
Carrying Value |
|---|--|---|
| 14.21 Bonds | \$ | \$ |
| 14.22 Preferred Stock | \$ | \$ |
| 14.23 Common Stock | \$ | \$ |
| 14.24 Short-Term Investments | \$ | \$ |
| 14.25 Mortgage Loans on Real Estate | \$ | \$ |
| 14.26 All Other | \$ | \$ |
| 14.27 Total Investment in Parent, Subsidiaries and Affiliates (Subtotal Lines 14.21 to 14.26) | \$ | \$ |
| 14.28 Total Investment in Parent included in Lines 14.21 to 14.26 above | \$ | \$ |
- 15.1 Has the reporting entity entered into any hedging transactions reported on Schedule DB? Yes [] No [X]
- 15.2 If yes, has a comprehensive description of the hedging program been made available to the domiciliary state? Yes [] No [] N/A []
If no, attach a description with this statement.
16. For the reporting entity's security lending program, state the amount of the following as of the current statement date:
- 16.1 Total fair value of reinvested collateral assets reported on Schedule DL, Parts 1 and 2. \$ 112,243,025
- 16.2 Total book/adjusted carrying value of reinvested collateral assets reported on Schedule DL, Parts 1 and 2 \$ 112,166,168
- 16.3 Total payable for securities lending reported on the liability page. \$ 112,166,168

GENERAL INTERROGATORIES

17. Excluding items in Schedule E - Part 3 - Special Deposits, real estate, mortgage loans and investments held physically in the reporting entity's offices, vaults or safety deposit boxes, were all stocks, bonds and other securities, owned throughout the current year held pursuant to a custodial agreement with a qualified bank or trust company in accordance with Section 1, III - General Examination Considerations, F. Outsourcing of Critical Functions, Custodial or Safekeeping Agreements of the NAIC Financial Condition Examiners Handbook? Yes No
- 17.1 For all agreements that comply with the requirements of the NAIC Financial Condition Examiners Handbook, complete the following:

1 Name of Custodian(s)	2 Custodian Address
JP Morgan Chase Bank, N.A	383 Madison Ave, New York, NY 10179

- 17.2 For all agreements that do not comply with the requirements of the NAIC Financial Condition Examiners Handbook, provide the name, location and a complete explanation:

1 Name(s)	2 Location(s)	3 Complete Explanation(s)
.....

- 17.3 Have there been any changes, including name changes, in the custodian(s) identified in 17.1 during the current quarter? Yes No
- 17.4 If yes, give full information relating thereto:

1 Old Custodian	2 New Custodian	3 Date of Change	4 Reason
.....

- 17.5 Investment management – Identify all investment advisors, investment managers, broker/dealers, including individuals that have the authority to make investment decisions on behalf of the reporting entity. For assets that are managed internally by employees of the reporting entity, note as such. ["...that have access to the investment accounts"; "...handle securities"]

1 Name of Firm or Individual	2 Affiliation
Elevance Health, Inc.	I.....
Loomis, Sayles & Company, LP	U.....
Pacific Investment Management Company	U.....
Western Asset Management	U.....

- 17.5097 For those firms/individuals listed in the table for Question 17.5, do any firms/individuals unaffiliated with the reporting entity (i.e. designated with a "U") manage more than 10% of the reporting entity's invested assets? Yes No
- 17.5098 For firms/individuals unaffiliated with the reporting entity (i.e. designated with a "U") listed in the table for Question 17.5, does the total assets under management aggregate to more than 50% of the reporting entity's invested assets? Yes No

- 17.6 For those firms or individuals listed in the table for 17.5 with an affiliation code of "A" (affiliated) or "U" (unaffiliated), provide the information for the table below.

1	2	3	4	5
Central Registration Depository Number	Name of Firm or Individual	Legal Entity Identifier (LEI)	Registered With	Investment Management Agreement (IMA) Filed
105377	Loomis, Sayles & Company, LP	J1ZPN2RX3UMNOYID1313	Securities Exchange Commission	NO.....
104559	Pacific Investment Management Company	549300KGPYQZQXGMYYN38	Securities Exchange Commission	NO.....
110441	Western Asset Management	549300C5A561UXUICN46	Securities Exchange Commission	NO.....

- 18.1 Have all the filing requirements of the Purposes and Procedures Manual of the NAIC Investment Analysis Office been followed? Yes No
- 18.2 If no, list exceptions:

19. By self-designating 5GI securities, the reporting entity is certifying the following elements for each self-designated 5GI security:
- a. Documentation necessary to permit a full credit analysis of the security does not exist or an NAIC CRP credit rating for an FE or PL security is not available.
 - b. Issuer or obligor is current on all contracted interest and principal payments.
 - c. The insurer has an actual expectation of ultimate payment of all contracted interest and principal.
- Has the reporting entity self-designated 5GI securities? Yes No

20. By self-designating PLGI securities, the reporting entity is certifying the following elements of each self-designated PLGI security:
- a. The security was purchased prior to January 1, 2018.
 - b. The reporting entity is holding capital commensurate with the NAIC Designation reported for the security.
 - c. The NAIC Designation was derived from the credit rating assigned by an NAIC CRP in its legal capacity as a NRSRO which is shown on a current private letter rating held by the insurer and available for examination by state insurance regulators.
 - d. The reporting entity is not permitted to share this credit rating of the PL security with the SVO.
- Has the reporting entity self-designated PLGI securities? Yes No

21. By assigning FE to a Schedule BA non-registered private fund, the reporting entity is certifying the following elements of each self-designated FE fund:
- a. The shares were purchased prior to January 1, 2019.
 - b. The reporting entity is holding capital commensurate with the NAIC Designation reported for the security.
 - c. The security had a public credit rating(s) with annual surveillance assigned by an NAIC CRP in its legal capacity as an NRSRO prior to January 1, 2019.
 - d. The fund only or predominantly holds bonds in its portfolio.
 - e. The current reported NAIC Designation was derived from the public credit rating(s) with annual surveillance assigned by an NAIC CRP in its legal capacity as an NRSRO.
 - f. The public credit rating(s) with annual surveillance assigned by an NAIC CRP has not lapsed.
- Has the reporting entity assigned FE to Schedule BA non-registered private funds that complied with the above criteria? Yes No

GENERAL INTERROGATORIES

PART 2 - HEALTH

- 1. Operating Percentages:
 - 1.1 A&H loss percent84.8 %
 - 1.2 A&H cost containment percent 4.1 %
 - 1.3 A&H expense percent excluding cost containment expenses 10.3 %

- 2.1 Do you act as a custodian for health savings accounts? Yes [] No []
- 2.2 If yes, please provide the amount of custodial funds held as of the reporting date \$.....
- 2.3 Do you act as an administrator for health savings accounts? Yes [] No []
- 2.4 If yes, please provide the balance of the funds administered as of the reporting date \$.....

- 3. Is the reporting entity licensed or chartered, registered, qualified, eligible or writing business in at least two states? Yes [] No []
- 3.1 If no, does the reporting entity assume reinsurance business that covers risks residing in at least one state other than the state of domicile of the reporting entity? Yes [] No []

SCHEDULE S - CEDED REINSURANCE

Showing All New Reinsurance Treaties - Current Year to Date

1 NAIC Company Code	2 ID Number	3 Effective Date	4 Name of Reinsurer	5 Domiciliary Jurisdiction	6 Type of Reinsurance Ceded	7 Type of Business Ceded	8 Type of Reinsurer	9 Certified Reinsurer Rating (1 through 6)	10 Effective Date of Certified Reinsurer Rating
NONE									

SCHEDULE T - PREMIUMS AND OTHER CONSIDERATIONS

Current Year to Date - Allocated by States and Territories

States, etc.	1 Active Status (a)	Direct Business Only									
		2 Accident and Health Premiums	3 Medicare Title XVIII	4 Medicaid Title XIX	5 CHIP Title XXI	6 Federal Employees Health Benefits Program Premiums	7 Life and Annuity Premiums & Other Considerations	8 Property/Casualty Premiums	9 Total Columns 2 Through 8	10 Deposit-Type Contracts	
1. Alabama	AL	N								0	
2. Alaska	AK	N								0	
3. Arizona	AZ	N								0	
4. Arkansas	AR	N								0	
5. California	CA	N								0	
6. Colorado	CO	N								0	
7. Connecticut	CT	N								0	
8. Delaware	DE	N								0	
9. District of Columbia	DC	N								0	
10. Florida	FL	N								0	
11. Georgia	GA	N								0	
12. Hawaii	HI	N								0	
13. Idaho	ID	N								0	
14. Illinois	IL	N								0	
15. Indiana	IN	N								0	
16. Iowa	IA	N								0	
17. Kansas	KS	N								0	
18. Kentucky	KY	N								0	
19. Louisiana	LA	N								0	
20. Maine	ME	N								0	
21. Maryland	MD	N								0	
22. Massachusetts	MA	N								0	
23. Michigan	MI	N								0	
24. Minnesota	MN	N								0	
25. Mississippi	MS	N								0	
26. Missouri	MO	N								0	
27. Montana	MT	N								0	
28. Nebraska	NE	N								0	
29. Nevada	NV	N								0	
30. New Hampshire	NH	N								0	
31. New Jersey	NJ	N								0	
32. New Mexico	NM	N								0	
33. New York	NY	N								0	
34. North Carolina	NC	N								0	
35. North Dakota	ND	N								0	
36. Ohio	OH	N								0	
37. Oklahoma	OK	N								0	
38. Oregon	OR	N								0	
39. Pennsylvania	PA	N								0	
40. Rhode Island	RI	N								0	
41. South Carolina	SC	N								0	
42. South Dakota	SD	N								0	
43. Tennessee	TN	L	529,997,650	1,543,412,926	17,363,507					2,090,774,083	
44. Texas	TX	N								0	
45. Utah	UT	N								0	
46. Vermont	VT	N								0	
47. Virginia	VA	N								0	
48. Washington	WA	N								0	
49. West Virginia	WV	N								0	
50. Wisconsin	WI	N								0	
51. Wyoming	WY	N								0	
52. American Samoa	AS	N								0	
53. Guam	GU	N								0	
54. Puerto Rico	PR	N								0	
55. U.S. Virgin Islands	VI	N								0	
56. Northern Mariana Islands	MP	N								0	
57. Canada	CAN	N								0	
58. Aggregate Other Aliens	OT	XXX	0	0	0	0	0	0	0	0	0
59. Subtotal	XXX	0	529,997,650	1,543,412,926	17,363,507	0	0	0	2,090,774,083	0	0
60. Reporting Entity Contributions for Employee Benefit Plans	XXX									0	
61. Totals (Direct Business)	XXX	0	529,997,650	1,543,412,926	17,363,507	0	0	0	2,090,774,083	0	0
DETAILS OF WRITE-INS											
58001.	XXX										
58002.	XXX										
58003.	XXX										
58998. Summary of remaining write-ins for Line 58 from overflow page	XXX	0	0	0	0	0	0	0	0	0	0
58999. Totals (Lines 58001 through 58003 plus 58998)(Line 58 above)	XXX	0	0	0	0	0	0	0	0	0	0

(a) Active Status Counts:

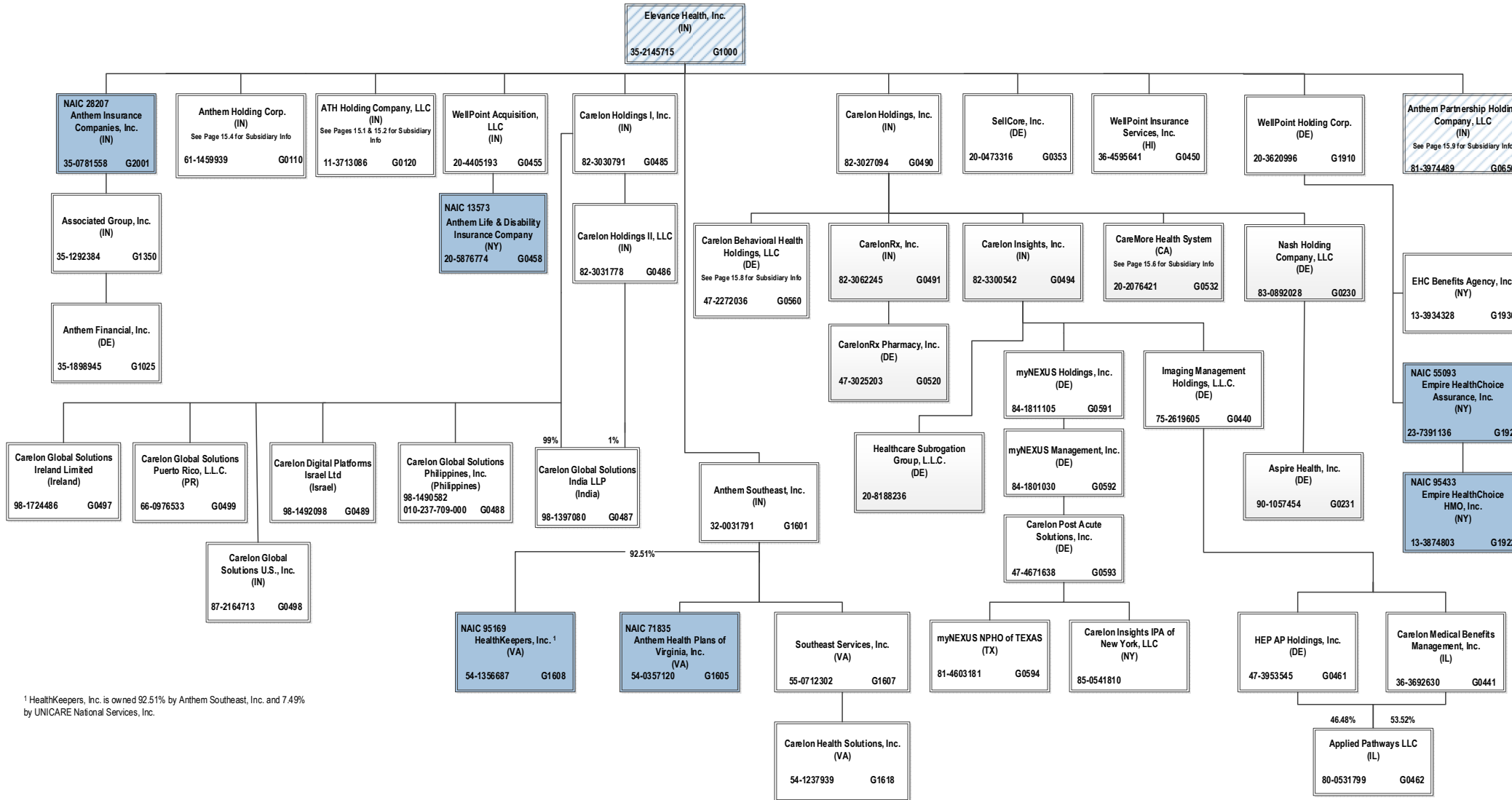
- 1. L - Licensed or Chartered - Licensed insurance carrier or domiciled RRG..... 1
- 2. R - Registered - Non-domiciled RRGs..... 0
- 3. E - Eligible - Reporting entities eligible or approved to write surplus lines in the state. 0
- 4. Q - Qualified - Qualified or accredited reinsurer..... 0
- 5. N - None of the above - Not allowed to write business in the state..... 56

SCHEDULE Y – INFORMATION CONCERNING ACTIVITIES OF INSURER MEMBERS OF A HOLDING COMPANY GROUP

PART 1 – ORGANIZATIONAL CHART

BCBSA Licensee
 Regulated Insurance Company
 Regulated BCBSA Licensee

ALL SUBSIDIARIES 100% OWNED AND LLC'S ARE CONTROLLED BY MEMBERS UNLESS OTHERWISE NOTED



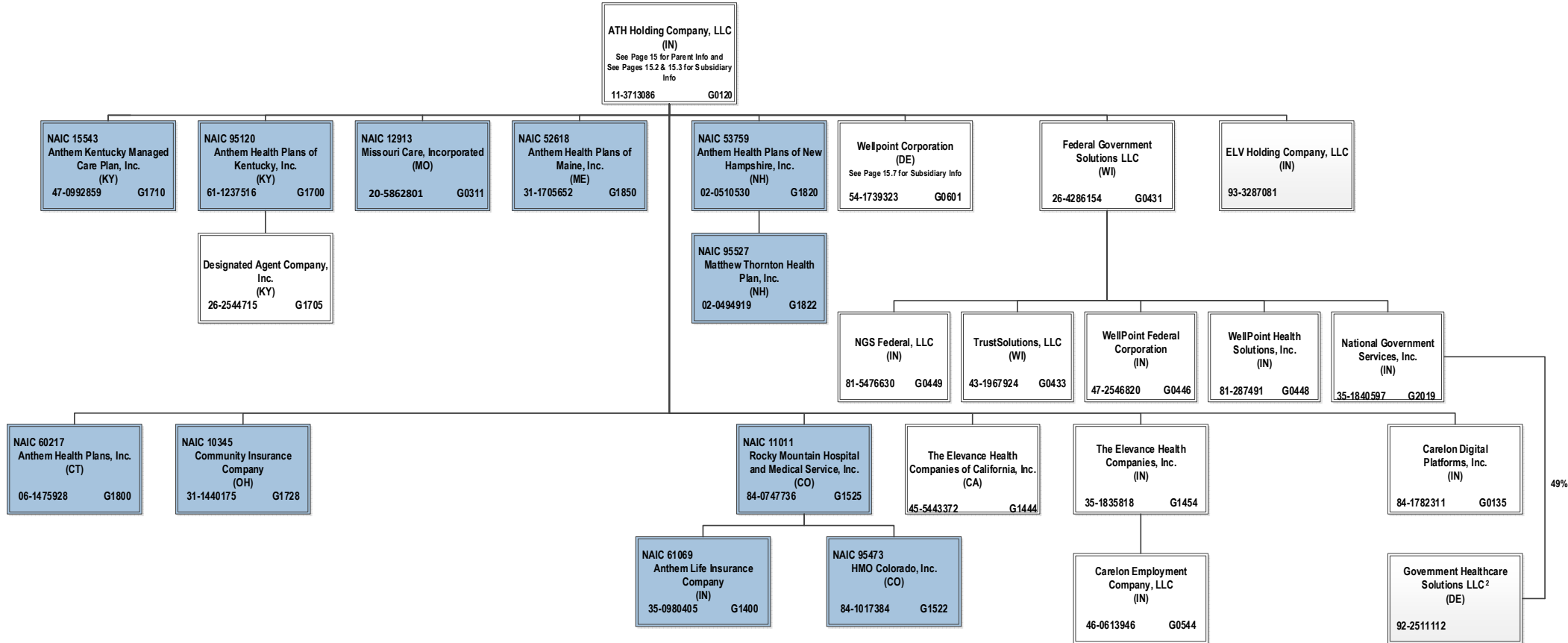
¹ HealthKeepers, Inc. is owned 92.51% by Anthem Southeast, Inc. and 7.49% by UNICARE National Services, Inc.

SCHEDULE Y – INFORMATION CONCERNING ACTIVITIES OF INSURER MEMBERS OF A HOLDING COMPANY GROUP

PART 1 – ORGANIZATIONAL CHART

ALL SUBSIDIARIES 100% OWNED AND LLC'S ARE CONTROLLED BY MEMBERS UNLESS OTHERWISE NOTED

BCBSA Licensee
Regulated Insurance Company
Regulated BCBSA Licensee



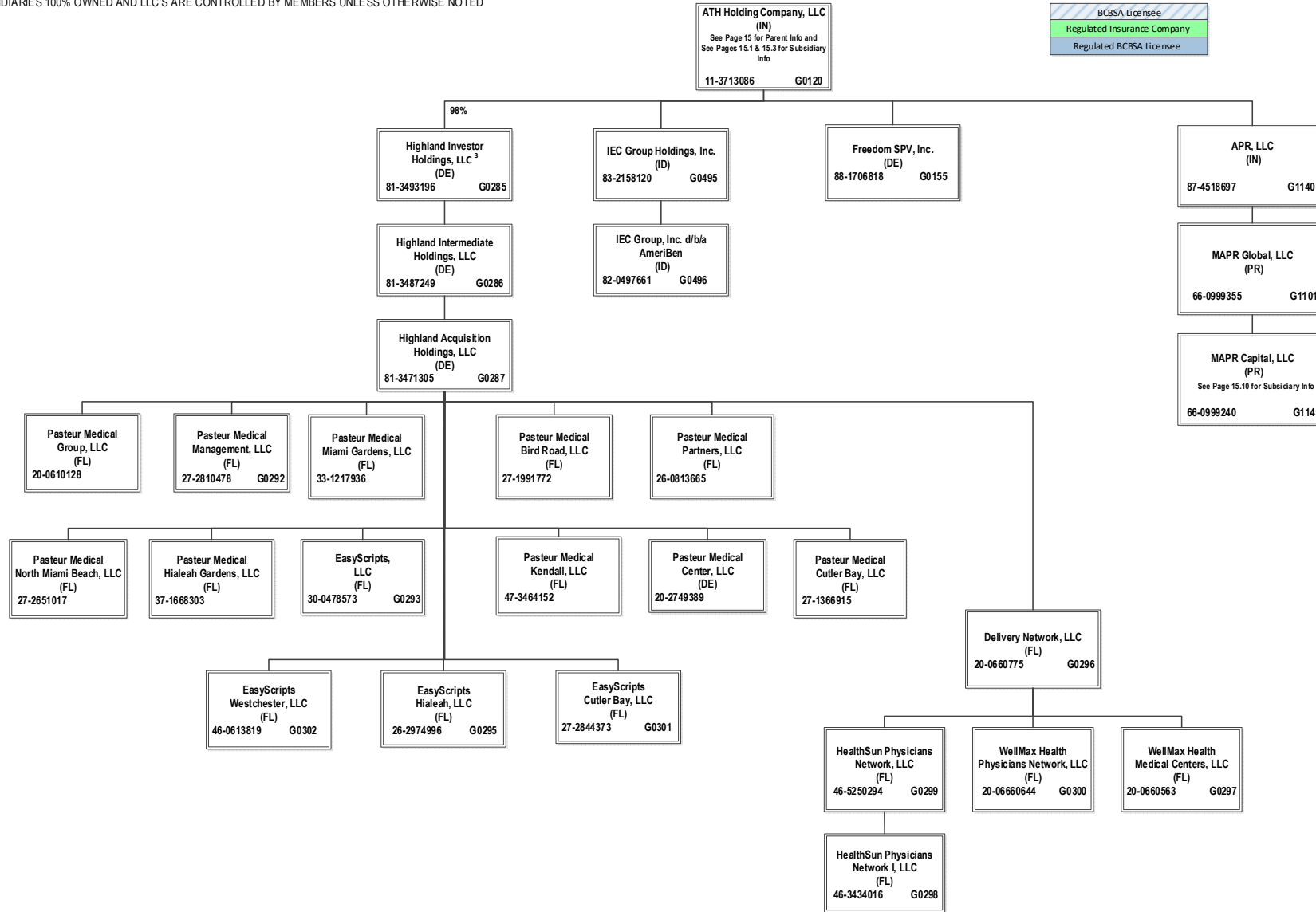
15.1

² Government Healthcare Solutions LLC. is a joint venture 49% owned by National Government Services, Inc. and 51% owned by MKS2 LLC (non-affiliate)

SCHEDULE Y – INFORMATION CONCERNING ACTIVITIES OF INSURER MEMBERS OF A HOLDING COMPANY GROUP

PART 1 – ORGANIZATIONAL CHART

ALL SUBSIDIARIES 100% OWNED AND LLC'S ARE CONTROLLED BY MEMBERS UNLESS OTHERWISE NOTED

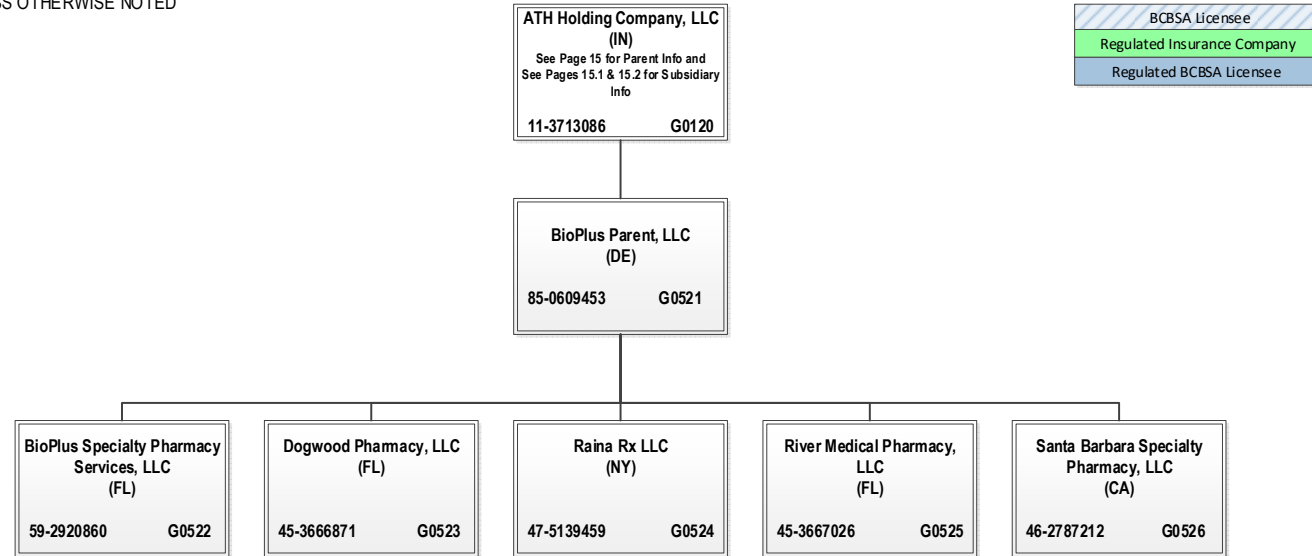


15.2

³ ATH Holding Company, LLC holds a 98% interest in Highland Investor Holdings, LLC, and Wellpoint Corporation holds the remaining 2% interest.

SCHEDULE Y – INFORMATION CONCERNING ACTIVITIES OF INSURER MEMBERS OF A HOLDING COMPANY GROUP
PART 1 – ORGANIZATIONAL CHART

ALL SUBSIDIARIES 100% OWNED AND LLC'S ARE CONTROLLED BY MEMBERS UNLESS OTHERWISE NOTED

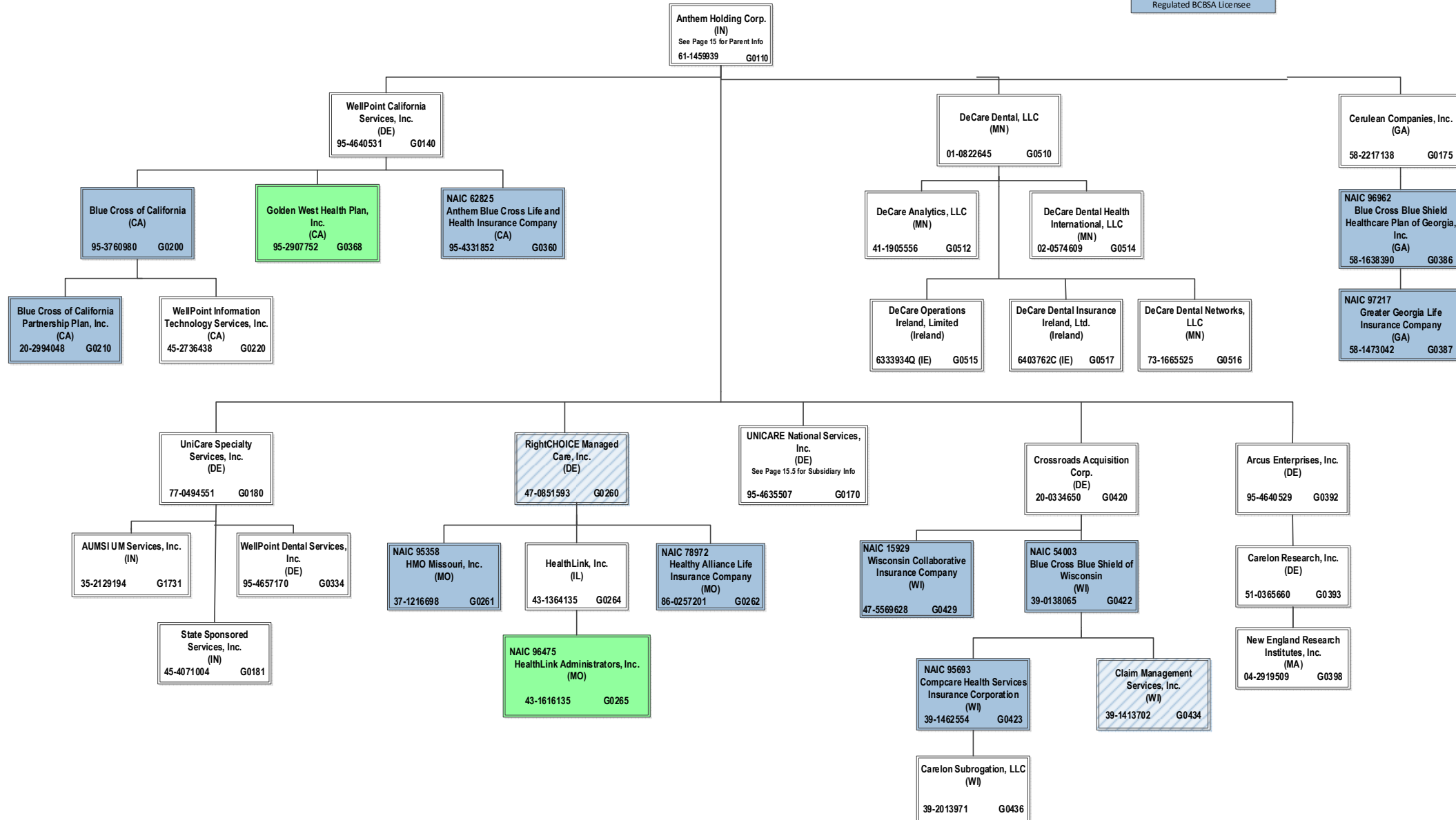


SCHEDULE Y – INFORMATION CONCERNING ACTIVITIES OF INSURER MEMBERS OF A HOLDING COMPANY GROUP

PART 1 – ORGANIZATIONAL CHART

ALL SUBSIDIARIES 100% OWNED AND LLC'S ARE CONTROLLED BY MEMBERS UNLESS OTHERWISE NOTED

BCBSA Licensee
Regulated Insurance Company
Regulated BCBSA Licensee



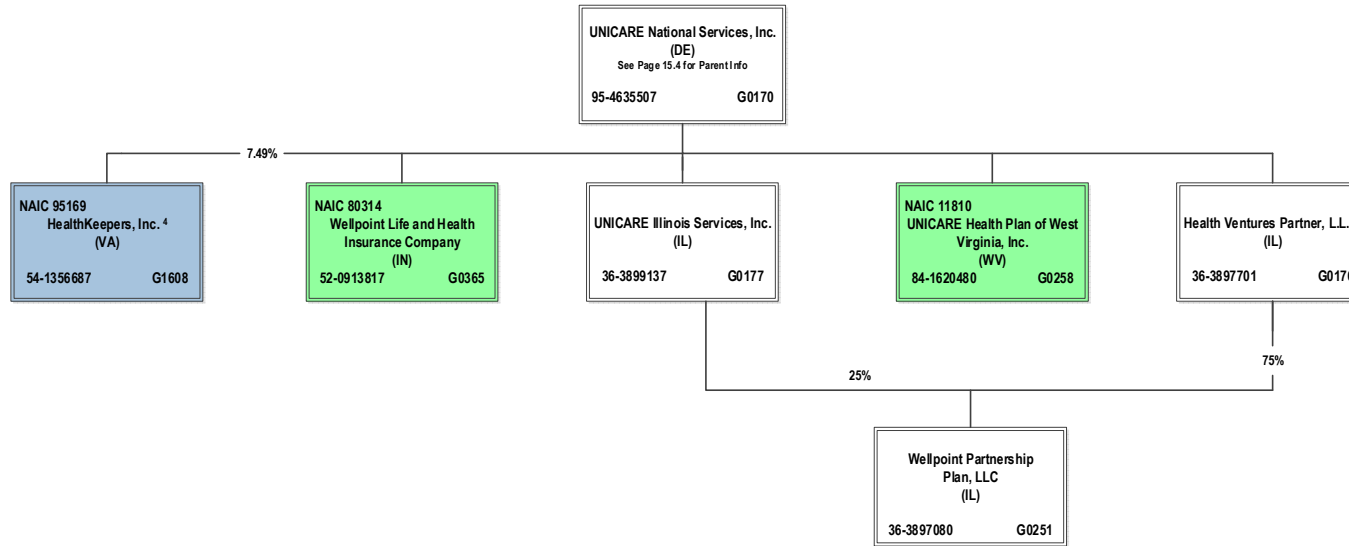
15.4

SCHEDULE Y – INFORMATION CONCERNING ACTIVITIES OF INSURER MEMBERS OF A HOLDING COMPANY GROUP

PART 1 – ORGANIZATIONAL CHART

ALL SUBSIDIARIES 100% OWNED AND LLC'S ARE CONTROLLED BY MEMBERS UNLESS OTHERWISE NOTED

BCBSA License
Regulated Insurance Company
Regulated BCBSA License

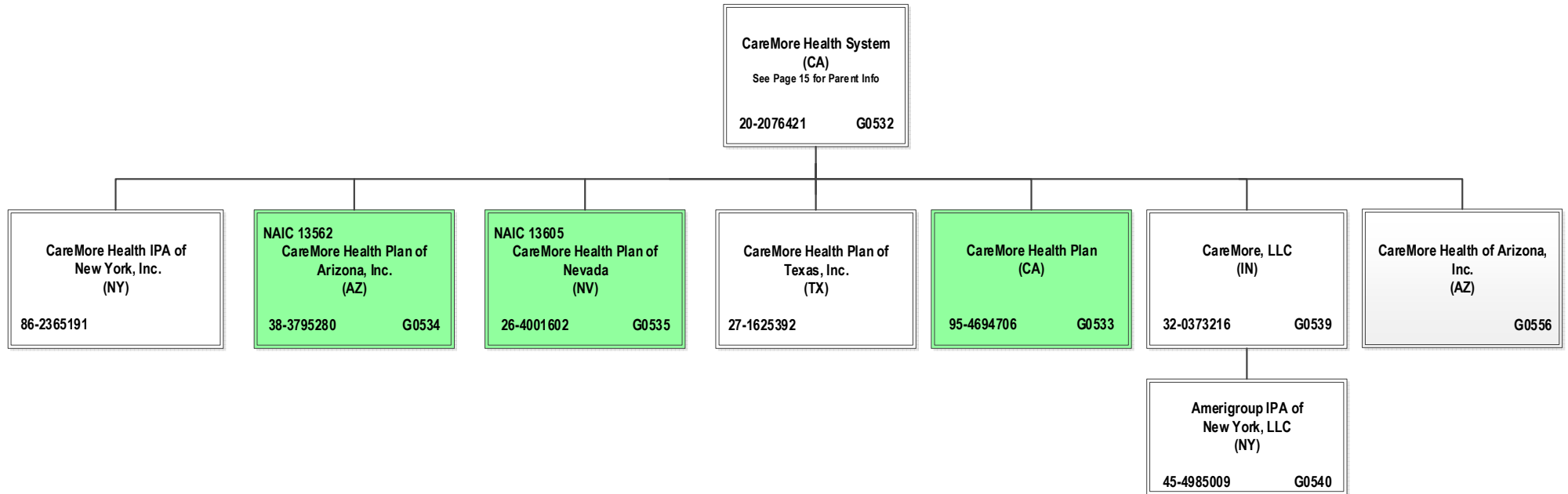


⁴ HealthKeepers, Inc. is owned 92.51% by Anthem Southeast, Inc. and 7.49% by UNICARE National Services, Inc.

SCHEDULE Y – INFORMATION CONCERNING ACTIVITIES OF INSURER MEMBERS OF A HOLDING COMPANY GROUP
PART 1 – ORGANIZATIONAL CHART

BCBSA Licensee
Regulated Insurance Company
Regulated BCBSA Licensee

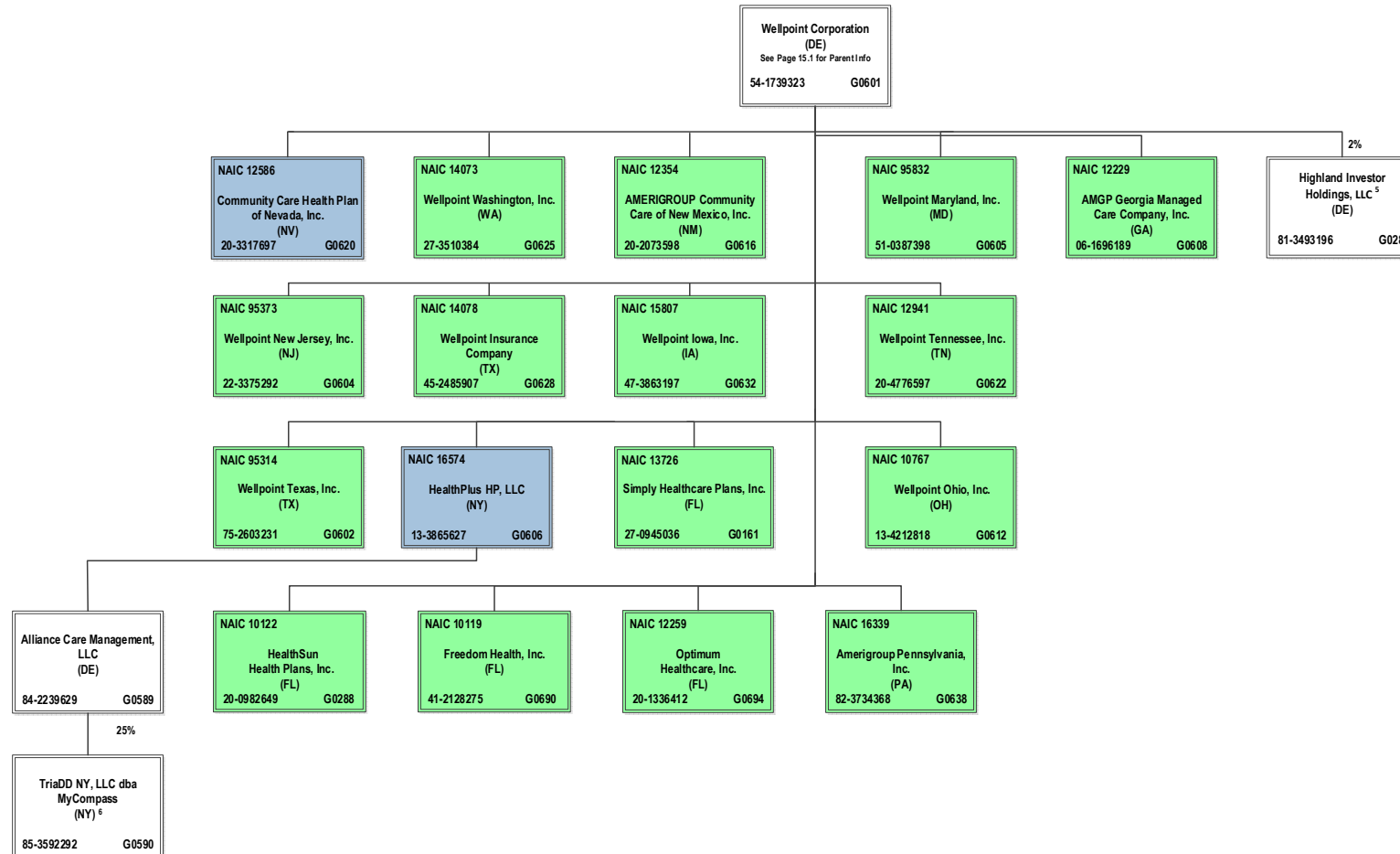
ALL SUBSIDIARIES 100% OWNED AND LLC'S ARE CONTROLLED BY MEMBERS UNLESS OTHERWISE NOTED



SCHEDULE Y – INFORMATION CONCERNING ACTIVITIES OF INSURER MEMBERS OF A HOLDING COMPANY GROUP

PART 1 – ORGANIZATIONAL CHART

ALL SUBSIDIARIES 100% OWNED AND LLC'S ARE CONTROLLED BY MEMBERS UNLESS OTHERWISE NOTED



15.7

⁵ Wellpoint Corporation holds a 2% interest in Highland Investor Holdings, LLC, and ATH Holding Company, LLC holds the remaining 98% interest.

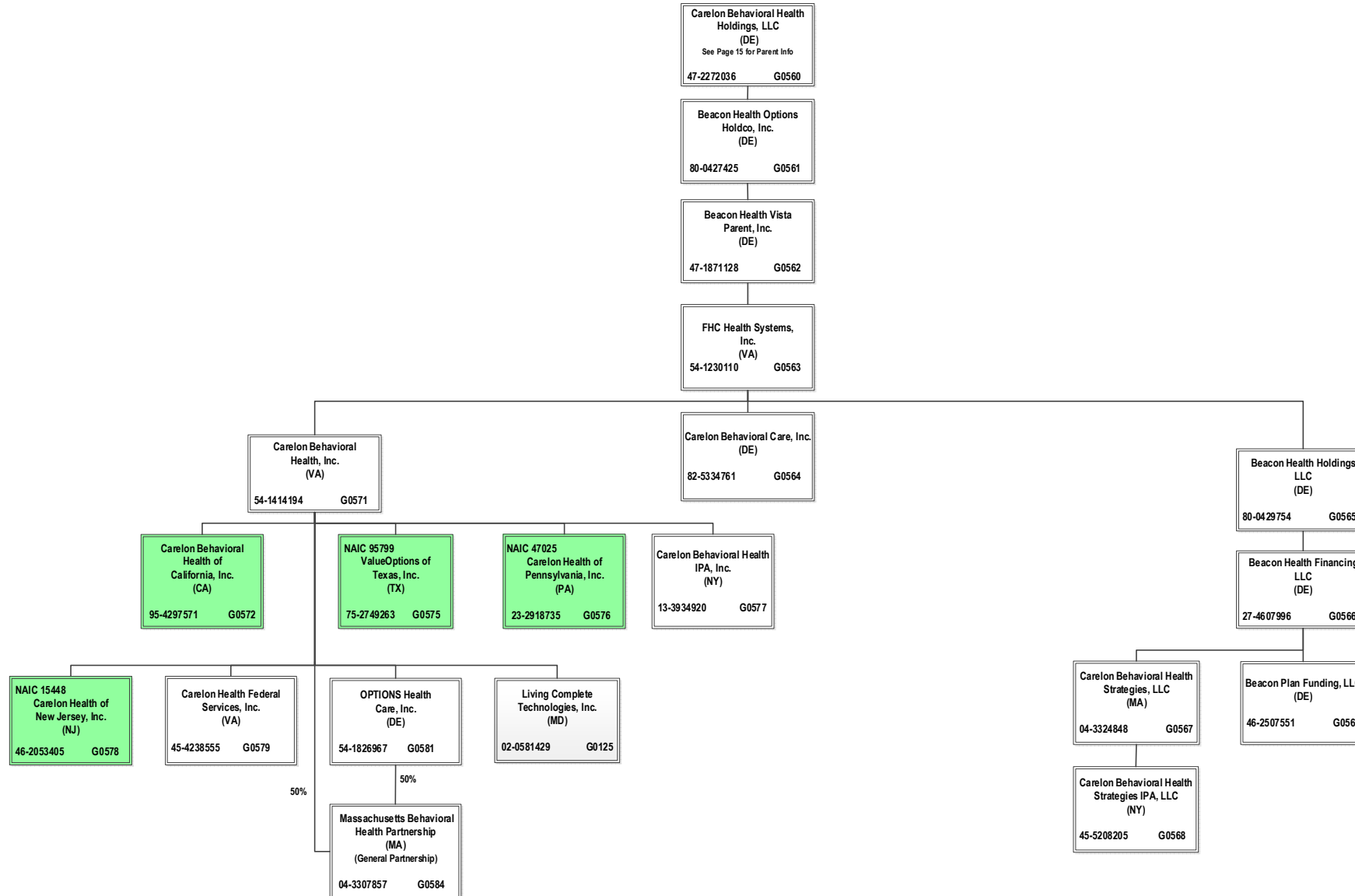
⁶ TriaDD NY, LLC dba MyCompass is 25% owned by Alliance Care Management, LLC and the remaining 75% interest is owned by unaffiliated investors.

SCHEDULE Y – INFORMATION CONCERNING ACTIVITIES OF INSURER MEMBERS OF A HOLDING COMPANY GROUP

PART 1 – ORGANIZATIONAL CHART

BCBSA Licensee
Regulated Insurance Company
Regulated BCBSA Licensee

ALL SUBSIDIARIES 100% OWNED AND LLC'S ARE CONTROLLED BY MEMBERS UNLESS OTHERWISE NOTED

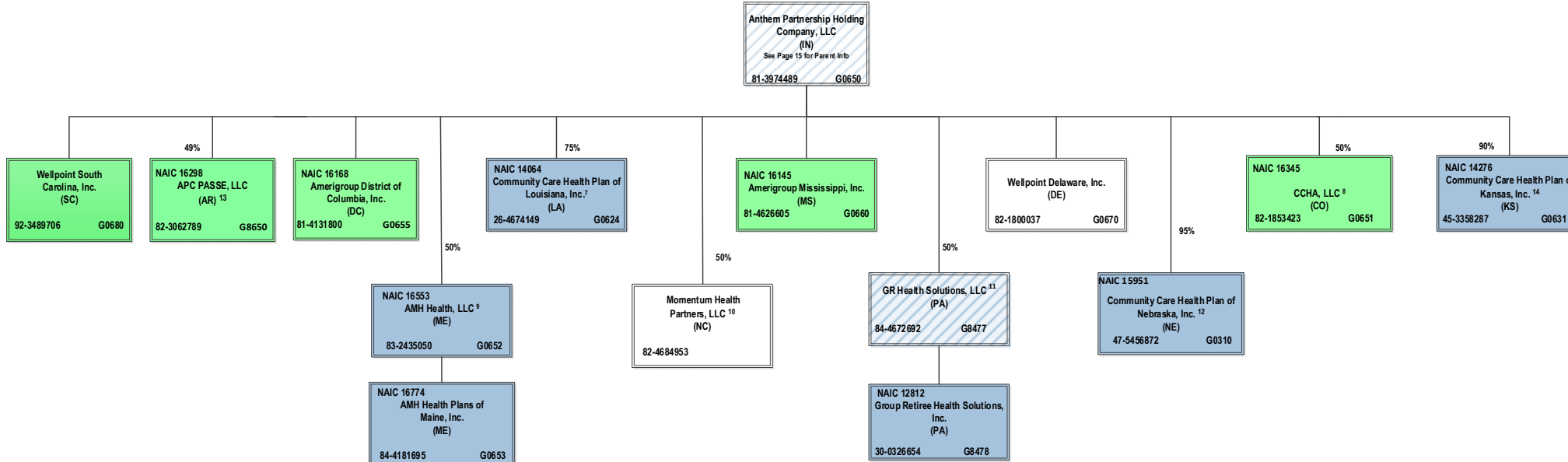


SCHEDULE Y – INFORMATION CONCERNING ACTIVITIES OF INSURER MEMBERS OF A HOLDING COMPANY GROUP

PART 1 – ORGANIZATIONAL CHART



ALL SUBSIDIARIES 100% OWNED AND LLC'S ARE CONTROLLED BY MEMBERS UNLESS OTHERWISE NOTED



⁷ Community Care Health Plan of Louisiana, Inc. is a joint venture 75% owned by Anthem Partnership Holding Company, LLC and 25% owned by Louisiana Health Service & Indemnity Company d/b/a Blue Cross and Blue Shield of Louisiana (non-affiliate)

⁸ CCHA, LLC is a joint venture 50% owned by Anthem Partnership Holding Company, LLC and 50% owned by Colorado Community Health Alliance, LLC (non-affiliate)

⁹ AMH Health, LLC is a joint venture 50% owned by MaineHealth (non-affiliate) and 50% owned by Anthem Partnership Holding Company, LLC

¹⁰ Momentum Health Partners, LLC is a joint venture 50% owned by Anthem Partnership Holding Company, LLC and 50% owned by Blue Cross and Blue Shield of North Carolina (non-affiliate)

¹¹ GR Health Solutions, LLC is a joint venture 50% owned by Anthem Partnership Holding Company, LLC and 50% owned by Independence Blue Cross, LLC (non-affiliate)

¹² Community Care Health Plan of Nebraska, Inc. is a joint venture 95% owned by Anthem Partnership Holding Company, LLC and 5% owned by Blue Cross and Blue Shield of Nebraska, Inc. (non-affiliate).

¹³ APC PASSE, LLC (regulated entity) is a joint venture 49% owned by Anthem Partnership Holding Company, LLC and 51% owned by Arkansas Provider Coalition, LLC (non-affiliate).

¹⁴ Community Care Health Plan of Kansas, Inc. is a joint venture 90% owned by Anthem Partnership Holding Company, LLC, 5% owned by Blue Cross and Blue Shield of Kansas (non-affiliate) and 5% owned by Blue Cross and Blue Shield of Kansas City (non-affiliate).

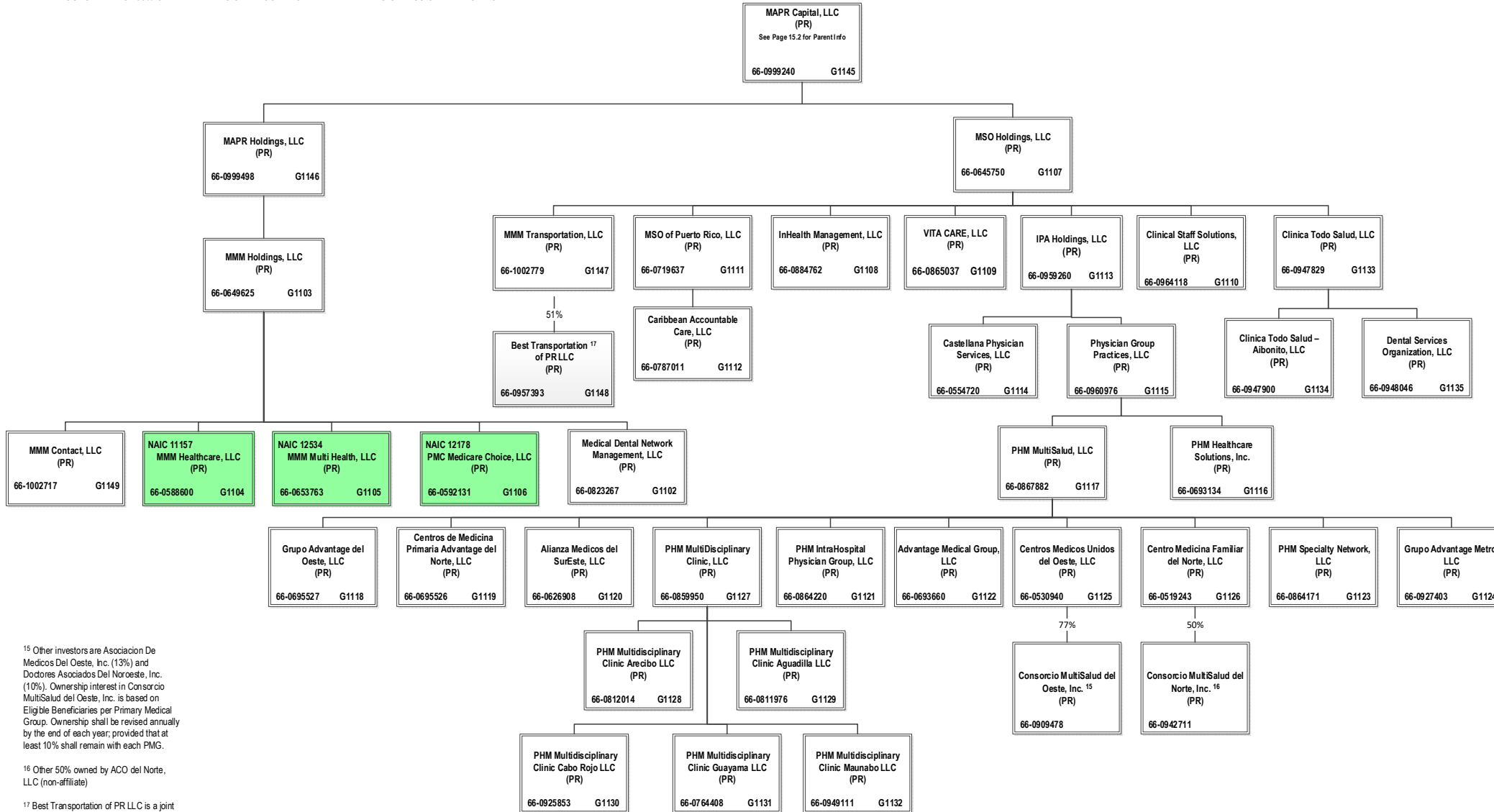
15.9

SCHEDULE Y – INFORMATION CONCERNING ACTIVITIES OF INSURER MEMBERS OF A HOLDING COMPANY GROUP

PART 1 – ORGANIZATIONAL CHART

BCBSA Licensee
Regulated Insurance Company
Regulated BCBSA Licensee

ALL SUBSIDIARIES 100% OWNED AND LLC'S ARE CONTROLLED BY MEMBERS UNLESS OTHERWISE NOTED



¹⁵ Other investors are Asociacion De Medicos Del Oeste, Inc. (13%) and Doctores Asociados Del Noroeste, Inc. (10%). Ownership interest in Consorcio MultiSalud del Oeste, Inc. is based on Eligible Beneficiaries per Primary Medical Group. Ownership shall be revised annually by the end of each year, provided that at least 10% shall remain with each PMG.

¹⁶ Other 50% owned by ACO del Norte, LLC (non-affiliate)

¹⁷ Best Transportation of PR LLC is a joint venture 51% owned by MMM Transportation, LLC and 49% owned by Best Transportation of PR LLC

STATEMENT AS OF SEPTEMBER 30, 2023 OF THE Wellpoint Tennessee, Inc.

SCHEDULE Y
PART 1A - DETAIL OF INSURANCE HOLDING COMPANY SYSTEM

1	2	3	4	5	6	7	8	9	10	11	12	13	14	15	16
Group Code	Group Name	NAIC Company Code	ID Number	Federal RSSD	CIK	Name of Securities Exchange if Publicly Traded (U.S. or International)	Names of Parent, Subsidiaries Or Affiliates	Domiciliary Location	Relationship to Reporting Entity	Directly Controlled by (Name of Entity/Person)	Type of Control (Ownership, Board, Management, Attorney-in-Fact, Influence, Other)	If Control is Ownership Provide Percentage	Ultimate Controlling Entity(ies)/Person(s)	Is an SCA Filing Required? (Yes/No)	*
.0671	Elevance Health, Inc.		66-0693660		0001156039		Advantage Medical Group, LLC	..PR	..NIA	PHM MultiSalud, LLC	Ownership	100.000	Elevance Health, Inc.	..NO	
.0671	Elevance Health, Inc.		66-0626908		0001156039		Alianza Medicos del SurEste, LLC	..PR	..NIA	PHM MultiSalud, LLC	Ownership	100.000	Elevance Health, Inc.	..NO	
.0671	Elevance Health, Inc.		84-2239629		0001156039		Alliance Care Management, LLC	..DE	..NIA	HealthPlus HP, LLC	Ownership	100.000	Elevance Health, Inc.	..NO	
							AMERIGROUP Community Care of New Mexico, Inc.								
.0671	Elevance Health, Inc.	12354	20-2073598		0001156039			..NM	..IA	Wellpoint Corporation	Ownership	100.000	Elevance Health, Inc.	..NO	
.0671	Elevance Health, Inc.	16168	81-4131800		0001156039		Amerigroup District of Columbia, Inc.	..DC	..IA	Anthem Partnership Holding Company, LLC	Ownership	100.000	Elevance Health, Inc.	..NO	
.0671	Elevance Health, Inc.		45-4985009		0001156039		Amerigroup IPA of New York, LLC	..NY	..NIA	CareMore, LLC	Ownership	100.000	Elevance Health, Inc.	..NO	
.0671	Elevance Health, Inc.	16145	81-4626605		0001156039		Amerigroup Mississippi, Inc.	..MS	..IA	Anthem Partnership Holding Company, LLC	Ownership	100.000	Elevance Health, Inc.	..NO	
.0671	Elevance Health, Inc.	16339	82-3734368		0001156039		Amerigroup Pennsylvania, Inc.	..PA	..IA	Wellpoint Corporation	Ownership	100.000	Elevance Health, Inc.	..NO	
.0671	Elevance Health, Inc.	12229	06-1696189		0001156039		AMGP Georgia Managed Care Company, Inc.	..GA	..IA	Wellpoint Corporation	Ownership	100.000	Elevance Health, Inc.	..NO	
.0671	Elevance Health, Inc.	16774	84-4181695		0001156039		AMH Health Plans of Maine, Inc.	..ME	..IA	AMH Health, LLC	Ownership	100.000	Elevance Health, Inc.	..NO	
.0671	Elevance Health, Inc.	16553	83-2435050		0001156039		AMH Health, LLC	..ME	..IA	Anthem Partnership Holding Company, LLC	Ownership	50.000	Elevance Health, Inc.	..NO	0105
							Anthem Blue Cross Life and Health Insurance Company	..CA	..IA	WellPoint California Services, Inc.	Ownership	100.000	Elevance Health, Inc.	..NO	
.0671	Elevance Health, Inc.	62825	95-4331852		0001156039		Anthem Financial, Inc.	..DE	..NIA	Associated Group, Inc.	Ownership	100.000	Elevance Health, Inc.	..NO	
.0671	Elevance Health, Inc.	95120	61-1237516		0001156039		Anthem Health Plans of Kentucky, Inc.	..KY	..IA	ATH Holding Company, LLC	Ownership	100.000	Elevance Health, Inc.	..NO	
.0671	Elevance Health, Inc.	52618	31-1705652		0001156039		Anthem Health Plans of Maine, Inc.	..ME	..IA	ATH Holding Company, LLC	Ownership	100.000	Elevance Health, Inc.	..NO	
.0671	Elevance Health, Inc.	53759	02-0510530		0001156039		Anthem Health Plans of New Hampshire, Inc.	..NH	..IA	ATH Holding Company, LLC	Ownership	100.000	Elevance Health, Inc.	..NO	
.0671	Elevance Health, Inc.	71835	54-0357120	40003317	0001156039		Anthem Health Plans of Virginia, Inc.	..VA	..IA	Anthem Southeast, Inc.	Ownership	100.000	Elevance Health, Inc.	..NO	
.0671	Elevance Health, Inc.	60217	06-1475928		0001156039		Anthem Health Plans, Inc.	..CT	..IA	ATH Holding Company, LLC	Ownership	100.000	Elevance Health, Inc.	..NO	
.0671	Elevance Health, Inc.		61-1459939		0001156039		Anthem Holding Corp.	..IN	..NIA	Elevance Health, Inc.	Ownership	100.000	Elevance Health, Inc.	..NO	
.0671	Elevance Health, Inc.	28207	35-0781558		0001156039		Anthem Insurance Companies, Inc.	..IN	..IA	Elevance Health, Inc.	Ownership	100.000	Elevance Health, Inc.	..NO	
.0671	Elevance Health, Inc.	15543	47-0992859		0001156039		Anthem Kentucky Managed Care Plan, Inc.	..KY	..IA	ATH Holding Company, LLC	Ownership	100.000	Elevance Health, Inc.	..NO	
.0671	Elevance Health, Inc.	13573	20-5876774		0001156039		Anthem Life & Disability Insurance Company	..NY	..IA	WellPoint Acquisition, LLC	Ownership	100.000	Elevance Health, Inc.	..NO	
							Anthem Life Insurance Company	..IN	..IA	Service, Inc.	Ownership	100.000	Elevance Health, Inc.	..NO	
.0671	Elevance Health, Inc.	61069	35-0980405		0001156039		Anthem Partnership Holding Company, LLC	..IN	..NIA	Elevance Health, Inc.	Ownership	100.000	Elevance Health, Inc.	..NO	
.0671	Elevance Health, Inc.		81-3974489		0001156039		Anthem Southeast, Inc.	..IN	..NIA	Elevance Health, Inc.	Ownership	100.000	Elevance Health, Inc.	..NO	
.0671	Elevance Health, Inc.		32-0031791		0001156039		APC Passe, LLC	..AR	..NIA	Anthem Partnership Holding Company, LLC	Ownership	49.000	Elevance Health, Inc.	..NO	0113
.0671	Elevance Health, Inc.	16298	82-3062789		0001156039		Applied Pathways, LLC	..IL	..NIA	Carelon Medical Benefits Management, Inc.	Ownership	53.520	Elevance Health, Inc.	..NO	
.0671	Elevance Health, Inc.		80-0531799		0001156039		Applied Pathways, LLC	..IL	..NIA	HEP AP Holdings, Inc.	Ownership	46.480	Elevance Health, Inc.	..NO	
.0671	Elevance Health, Inc.		87-4518697		0001156039		ARC, LLC	..IN	..NIA	ATH Holding Company, LLC	Ownership	100.000	Elevance Health, Inc.	..NO	
.0671	Elevance Health, Inc.		95-4640529		0001156039		Arcus Enterprises, Inc.	..DE	..NIA	Anthem Holding Corp.	Ownership	100.000	Elevance Health, Inc.	..NO	
.0671	Elevance Health, Inc.		90-1057454		0001156039		Aspire Health, Inc.	..DE	..NIA	Nash Holding Company, LLC	Ownership	100.000	Elevance Health, Inc.	..NO	
.0671	Elevance Health, Inc.		35-1292384		0001156039		Associated Group, Inc.	..IN	..NIA	Anthem Insurance Companies, Inc.	Ownership	100.000	Elevance Health, Inc.	..NO	
.0671	Elevance Health, Inc.		11-3713086		0001156039		ATH Holding Company, LLC	..IN	..UIP	Elevance Health, Inc.	Ownership	100.000	Elevance Health, Inc.	..NO	
.0671	Elevance Health, Inc.		35-2129194		0001156039		AUMSI UM Services, Inc.	..IN	..NIA	UNICARE Specialty Services, Inc.	Ownership	100.000	Elevance Health, Inc.	..NO	
.0671	Elevance Health, Inc.		27-4607996		0001156039		Beacon Health Financing LLC	..DE	..NIA	Beacon Health Holdings, LLC	Ownership	100.000	Elevance Health, Inc.	..NO	
.0671	Elevance Health, Inc.		80-0429754		0001156039		Beacon Health Holdings, LLC	..DE	..NIA	FHC Health Systems, Inc.	Ownership	100.000	Elevance Health, Inc.	..NO	
.0671	Elevance Health, Inc.		80-0427425		0001156039		Beacon Health Options Holdco, Inc.	..DE	..NIA	Carelon Behavioral Health Holdings, LLC	Ownership	100.000	Elevance Health, Inc.	..NO	
.0671	Elevance Health, Inc.		47-1871128		0001156039		Beacon Health Vista Parent, Inc.	..DE	..NIA	Beacon Health Options Holdco, Inc.	Ownership	100.000	Elevance Health, Inc.	..NO	
.0671	Elevance Health, Inc.		46-2507551		0001156039		Beacon Plan Funding, LLC	..DE	..NIA	Beacon Health Financing LLC	Ownership	100.000	Elevance Health, Inc.	..NO	
.0671	Elevance Health, Inc.		66-0957393		0001156039		Best Transportation, LLC	..PR	..NIA	MMM Transportation, LLC	Ownership	51.000	Elevance Health, Inc.	..NO	
.0671	Elevance Health, Inc.		85-0609453		0001156039		BioPlus Parent, LLC	..DE	..NIA	ATH Holding Company, LLC	Ownership	100.000	Elevance Health, Inc.	..NO	
.0671	Elevance Health, Inc.		59-2920860		0001156039		BioPlus Specialty Pharmacy Services, LLC	..FL	..NIA	BioPlus Parent, LLC	Ownership	100.000	Elevance Health, Inc.	..NO	
							Blue Cross Blue Shield Healthcare Plan of Georgia, Inc.	..GA	..IA	Cerulean Companies, Inc.	Ownership	100.000	Elevance Health, Inc.	..NO	
.0671	Elevance Health, Inc.	96962	58-1638390		0001156039		Blue Cross Blue Shield of Wisconsin	..WI	..IA	Crossroads Acquisition Corp.	Ownership	100.000	Elevance Health, Inc.	..NO	
.0671	Elevance Health, Inc.	54003	39-0138065		0001156039		Blue Cross of California	..CA	..IA	WellPoint California Services, Inc.	Ownership	100.000	Elevance Health, Inc.	..NO	0101

STATEMENT AS OF SEPTEMBER 30, 2023 OF THE Wellpoint Tennessee, Inc.

SCHEDULE Y
PART 1A - DETAIL OF INSURANCE HOLDING COMPANY SYSTEM

1	2	3	4	5	6	7	8	9	10	11	12	13	14	15	16
Group Code	Group Name	NAIC Company Code	ID Number	Federal RSSD	CIK	Name of Securities Exchange if Publicly Traded (U.S. or International)	Names of Parent, Subsidiaries Or Affiliates	Domiciliary Location	Relationship to Reporting Entity	Directly Controlled by (Name of Entity/Person)	Type of Control (Ownership, Board, Management, Attorney-in-Fact, Influence, Other)	If Control is Ownership Provide Percentage	Ultimate Controlling Entity(ies)/Person(s)	Is an SCA Filing Required? (Yes/No)	*
.0671	Elevance Health, Inc.		20-2994048		0001156039		Blue Cross of California Partnership Plan, Inc.	CA	IA	Blue Cross of California	Ownership	100.000	Elevance Health, Inc.	NO	.0101
.0671	Elevance Health, Inc.		82-5334761		0001156039		Carelon Behavioral Care, Inc.	DE	NIA	FHC Health Systems, Inc.	Ownership	100.000	Elevance Health, Inc.	NO	
.0671	Elevance Health, Inc.		47-2272036		0001156039		Carelon Behavioral Health Holdings, LLC	DE	NIA	Elevance Health, Inc.	Ownership	100.000	Elevance Health, Inc.	NO	
.0671	Elevance Health, Inc.		13-39324920		0001156039		Carelon Behavioral Health IPA, Inc.	NY	NIA	Carelon Behavioral Health, Inc.	Ownership	100.000	Elevance Health, Inc.	NO	
							Carelon Behavioral Health of California, Inc.								
.0671	Elevance Health, Inc.		95-4297571		0001156039		Carelon Behavioral Health Strategies IPA, LLC	CA	IA	Carelon Behavioral Health, Inc.	Ownership	100.000	Elevance Health, Inc.	NO	.0101
.0671	Elevance Health, Inc.		45-5208205		0001156039		Carelon Behavioral Health Strategies, LLC	NY	NIA	Beacon Health Strategies LLC	Ownership	100.000	Elevance Health, Inc.	NO	
.0671	Elevance Health, Inc.		04-3324848		0001156039		Carelon Behavioral Health, Inc.	MA	NIA	Beacon Health Financing LLC	Ownership	100.000	Elevance Health, Inc.	NO	
.0671	Elevance Health, Inc.		54-1414194		0001156039		Carelon Digital Platforms Israel Ltd.	VA	NIA	FHC Health Systems, Inc.	Ownership	100.000	Elevance Health, Inc.	NO	
.0671	Elevance Health, Inc.		98-1492098		0001156039		Carelon Digital Platforms, Inc.	ISR	NIA	Carelon Holdings I, Inc.	Ownership	100.000	Elevance Health, Inc.	NO	
.0671	Elevance Health, Inc.		84-1782311		0001156039		Carelon Employment Company, LLC	IN	NIA	ATH Holding Company, LLC	Ownership	100.000	Elevance Health, Inc.	NO	
.0671	Elevance Health, Inc.		46-0613946		0001156039		Carelon Global Solutions India LLP	IN	NIA	The Elevance Health Companies, Inc.	Ownership	100.000	Elevance Health, Inc.	NO	
.0671	Elevance Health, Inc.		98-1397080		0001156039		Carelon Global Solutions Ireland Limited	IN	NIA	Carelon Holdings I, Inc.	Ownership	99.000	Elevance Health, Inc.	NO	
.0671	Elevance Health, Inc.		98-1397080		0001156039		Carelon Global Solutions Philippines, Inc.	IN	NIA	Carelon Holdings II, LLC	Ownership	1.000	Elevance Health, Inc.	NO	
.0671	Elevance Health, Inc.		98-1490582		0001156039		Carelon Global Solutions Puerto Rico, L.L.C.	IRL	NIA	Carelon Holdings I, Inc.	Ownership	100.000	Elevance Health, Inc.	NO	
.0671	Elevance Health, Inc.		66-0976533		0001156039		Carelon Global Solutions U.S., Inc.	PHL	NIA	Carelon Holdings I, Inc.	Ownership	100.000	Elevance Health, Inc.	NO	
.0671	Elevance Health, Inc.		87-2164713		0001156039		Carelon Health Federal Services, Inc.	PR	NIA	Carelon Holdings I, Inc.	Ownership	100.000	Elevance Health, Inc.	NO	
.0671	Elevance Health, Inc.		45-4238555		0001156039		Carelon Health of New Jersey, Inc.	IN	NIA	Carelon Behavioral Health, Inc.	Ownership	100.000	Elevance Health, Inc.	NO	
.0671	Elevance Health, Inc.	15448	46-2053405		0001156039		Carelon Health of Pennsylvania, Inc.	VA	NIA	Carelon Behavioral Health, Inc.	Ownership	100.000	Elevance Health, Inc.	NO	
.0671	Elevance Health, Inc.	47025	23-2918735		0001156039		Carelon Health Solutions, Inc.	NJ	IA	Carelon Behavioral Health, Inc.	Ownership	100.000	Elevance Health, Inc.	NO	
.0671	Elevance Health, Inc.		54-1237939		0001156039		Carelon Holdings I, Inc.	PA	IA	Carelon Behavioral Health, Inc.	Ownership	100.000	Elevance Health, Inc.	NO	
.0671	Elevance Health, Inc.		82-3030791		0001156039		Carelon Holdings II, LLC	VA	NIA	Southeast Services, Inc.	Ownership	100.000	Elevance Health, Inc.	NO	
.0671	Elevance Health, Inc.		82-3031178		0001156039		Carelon Holdings, Inc.	IN	NIA	Elevance Health, Inc.	Ownership	100.000	Elevance Health, Inc.	NO	
.0671	Elevance Health, Inc.		82-3027094		0001156039		Carelon Insights IPA of New York, LLC	IN	NIA	Carelon Holdings I, Inc.	Ownership	100.000	Elevance Health, Inc.	NO	
.0671	Elevance Health, Inc.		85-0541810		0001156039		Carelon Insights, Inc.	NY	NIA	Carelon Post Acute Solutions, Inc.	Ownership	100.000	Elevance Health, Inc.	NO	
.0671	Elevance Health, Inc.		36-3692630		0001156039		Carelon Medical Benefits Management, Inc.	IN	NIA	Carelon Holdings, Inc.	Ownership	100.000	Elevance Health, Inc.	NO	
.0671	Elevance Health, Inc.		47-4671638		0001156039		Carelon Post Acute Solutions, Inc.	IL	NIA	Imaging Management Holdings, L.L.C.	Ownership	100.000	Elevance Health, Inc.	NO	
.0671	Elevance Health, Inc.		51-0365660		0001156039		Carelon Subrogation, LLC	DE	NIA	myNEXUS Management, Inc.	Ownership	100.000	Elevance Health, Inc.	NO	
.0671	Elevance Health, Inc.		39-2013971		0001156039		CarelonRx Pharmacy, Inc.	DE	NIA	Arcus Enterprises, Inc.	Ownership	100.000	Elevance Health, Inc.	NO	
.0671	Elevance Health, Inc.		47-3025203		0001156039		CarelonRx, Inc.	WI	NIA	CompCare Health Services Insurance Corporation	Ownership	100.000	Elevance Health, Inc.	NO	
.0671	Elevance Health, Inc.		82-3062245		0001156039		CareMore Health IPA of New York, Inc.	DE	NIA	CarelonRx, Inc.	Ownership	100.000	Elevance Health, Inc.	NO	
.0671	Elevance Health, Inc.		86-2365191		0001156039		CareMore Health of Arizona, Inc.	IN	NIA	Carelon Holdings, Inc.	Ownership	100.000	Elevance Health, Inc.	NO	
.0671	Elevance Health, Inc.		92-0997812		0001156039		CareMore Health Plan	NY	NIA	CareMore Health System	Ownership	100.000	Elevance Health, Inc.	NO	
.0671	Elevance Health, Inc.		95-4694706		0001156039		CareMore Health Plan of Arizona, Inc.	AZ	NIA	CareMore Health System	Ownership	100.000	Elevance Health, Inc.	NO	
.0671	Elevance Health, Inc.	13562	38-3795280		0001156039		CareMore Health Plan of Nevada	CA	IA	CareMore Health System	Ownership	100.000	Elevance Health, Inc.	NO	.0101
.0671	Elevance Health, Inc.	13605	26-4001602		0001156039		CareMore Health Plan of Texas, Inc.	AZ	IA	CareMore Health System	Ownership	100.000	Elevance Health, Inc.	NO	
.0671	Elevance Health, Inc.		27-1625392		0001156039		CareMore Health System	NV	IA	CareMore Health System	Ownership	100.000	Elevance Health, Inc.	NO	
.0671	Elevance Health, Inc.		20-2076421		0001156039		CareMore Health System	TX	NIA	CareMore Health System	Ownership	100.000	Elevance Health, Inc.	NO	
.0671	Elevance Health, Inc.		32-0373216		0001156039		Caribbean Accountable Care, LLC	CA	NIA	ATH Holding Company, LLC	Ownership	100.000	Elevance Health, Inc.	NO	
.0671	Elevance Health, Inc.		66-0787011		0001156039		Castellana Physician Services, LLC	IN	NIA	CareMore Health System	Ownership	100.000	Elevance Health, Inc.	NO	
.0671	Elevance Health, Inc.		66-0554720		0001156039		CCHA, LLC	PR	NIA	MSO of Puerto Rico, LLC	Ownership	100.000	Elevance Health, Inc.	NO	
.0671	Elevance Health, Inc.	16345	82-1853423		0001156039		Centros de Medicina Primaria Advantage del Norte, LLC	PR	NIA	IPA Holdings, LLC	Ownership	100.000	Elevance Health, Inc.	NO	
.0671	Elevance Health, Inc.		66-0695526		0001156039			CO	IA	Anthem Partnership Holding Company, LLC	Ownership	50.000	Elevance Health, Inc.	NO	.0102
.0671	Elevance Health, Inc.							PR	NIA	PHM MultiSalud, LLC	Ownership	100.000	Elevance Health, Inc.	NO	

STATEMENT AS OF SEPTEMBER 30, 2023 OF THE Wellpoint Tennessee, Inc.

SCHEDULE Y
PART 1A - DETAIL OF INSURANCE HOLDING COMPANY SYSTEM

1	2	3	4	5	6	7	8	9	10	11	12	13	14	15	16
Group Code	Group Name	NAIC Company Code	ID Number	Federal RSSD	CIK	Name of Securities Exchange if Publicly Traded (U.S. or International)	Names of Parent, Subsidiaries Or Affiliates	Domi-ciliary Location	Relation-ship to Reporting Entity	Directly Controlled by (Name of Entity/Person)	Type of Control (Ownership, Board, Management, Attorney-in-Fact, Influence, Other)	If Control is Ownership Provide Percentage	Ultimate Controlling Entity(ies)/Person(s)	Is an SCA Filing Re-quired? (Yes/No)	*
.0671	Elevance Health, Inc.		66-0519243		0001156039		Centros Medicina Familiar del Norte, LLC	..PRNIA	PHM MultiSalud, LLC	Ownership	100.000	Elevance Health, Inc.NO	
.0671	Elevance Health, Inc.		66-0530940		0001156039		Centros Medicos Unidos del Oeste, LLC	..PRNIA	PHM MultiSalud, LLC	Ownership	100.000	Elevance Health, Inc.NO	
.0671	Elevance Health, Inc.		58-2217138		0001156039		Cerulean Companies, Inc.	..GANIA	Anthem Holding Corp.	Ownership	100.000	Elevance Health, Inc.NO	
.0671	Elevance Health, Inc.		39-1413702		0001156039		Claim Management Services, Inc.	..WINIA	Blue Cross Blue Shield of Wisconsin	Ownership	100.000	Elevance Health, Inc.NO	
.0671	Elevance Health, Inc.		66-0947829		0001156039		Clinica Todo Salud, LLC	..PRNIA	MSO Holdings, LLC	Ownership	100.000	Elevance Health, Inc.NO	
.0671	Elevance Health, Inc.		66-0947900		0001156039		Clinica Todo Salud-Aibonito, LLC	..PRNIA	Clinica Todo Salud, LLC	Ownership	100.000	Elevance Health, Inc.NO	
.0671	Elevance Health, Inc.		66-0964118		0001156039		Clinical Staff Solutions, LLC	..PRNIA	MSO Holdings, LLC	Ownership	100.000	Elevance Health, Inc.NO	
.0671	Elevance Health, Inc.	14276	45-3358287		0001156039		Community Care Health Plan of Kansas, Inc.	..KSIA	Anthem Partnership Holding Company, LLC	Ownership	90.000	Elevance Health, Inc.NO	0112
							Community Care Health Plan of Louisiana, Inc.								
.0671	Elevance Health, Inc.	14064	26-4674149		0001156039			..LAIA	Anthem Partnership Holding Company, LLC	Ownership	75.000	Elevance Health, Inc.NO	0104
.0671	Elevance Health, Inc.	15951	47-5456872		0001156039		Community Care Health Plan of Nebraska, Inc.	..NEIA	Anthem Partnership Holding Company, LLC	Ownership	95.000	Elevance Health, Inc.NO	0110
.0671	Elevance Health, Inc.	12586	20-3317697		0001156039		Community Care Health Plan of Nevada, Inc.	..NVIA	Wellpoint Corporation	Ownership	100.000	Elevance Health, Inc.NO	
.0671	Elevance Health, Inc.	10345	31-1440175		0001156039		Community Insurance Company	..OHIA	ATH Holding Company, LLC	Ownership	100.000	Elevance Health, Inc.NO	
							CompCare Health Services Insurance Corporation								
.0671	Elevance Health, Inc.	95693	39-1462554		0001156039			..WIIA	Blue Cross Blue Shield of Wisconsin	Ownership	100.000	Elevance Health, Inc.NO	
.0671	Elevance Health, Inc.		66-0942711		0001156039		Consorcio MultiSalud del Norte, Inc.	..PRNIA	Centros Medicina Familiar del Norte, LLC	Ownership	50.000	Elevance Health, Inc.NO	0108
.0671	Elevance Health, Inc.		66-0909478		0001156039		Consorcio MultiSalud del Oeste, Inc.	..PRNIA	Centros Medicos Unidos del Oeste, LLC	Ownership	77.000	Elevance Health, Inc.NO	0103
.0671	Elevance Health, Inc.		20-0334650		0001156039		Crossroads Acquisition Corp.	..DENIA	Anthem Holding Corp.	Ownership	100.000	Elevance Health, Inc.NO	
.0671	Elevance Health, Inc.		41-1905556		0001156039		DeCare Analytics, LLC	..MNNIA	DeCare Dental, LLC	Ownership	100.000	Elevance Health, Inc.NO	
.0671	Elevance Health, Inc.		02-0574609		0001156039		DeCare Dental Health International, LLC	..MNNIA	DeCare Dental, LLC	Ownership	100.000	Elevance Health, Inc.NO	
.0671	Elevance Health, Inc.				0001156039		DeCare Dental Insurance Ireland, Ltd.	..IRLNIA	DeCare Dental, LLC	Ownership	100.000	Elevance Health, Inc.NO	
.0671	Elevance Health, Inc.		73-1665525		0001156039		DeCare Dental Networks, LLC	..MNNIA	DeCare Dental, LLC	Ownership	100.000	Elevance Health, Inc.NO	
.0671	Elevance Health, Inc.		01-0822645		0001156039		DeCare Dental, LLC	..MNNIA	Anthem Holding Corp.	Ownership	100.000	Elevance Health, Inc.NO	
.0671	Elevance Health, Inc.				0001156039		DeCare Operations Ireland, Limited	..IRLNIA	DeCare Dental, LLC	Ownership	100.000	Elevance Health, Inc.NO	
.0671	Elevance Health, Inc.		20-0660775		0001156039		Delivery Network, LLC	..FLNIA	Highland Acquisition Holdings, LLC	Ownership	100.000	Elevance Health, Inc.NO	
.0671	Elevance Health, Inc.		66-0948046		0001156039		Dental Services Organization, LLC	..PRNIA	Clinica Todo Salud, LLC	Ownership	100.000	Elevance Health, Inc.NO	
.0671	Elevance Health, Inc.		26-2544715		0001156039		Designated Agent Company, Inc.	..KYNIA	Anthem Health Plans of Kentucky, Inc.	Ownership	100.000	Elevance Health, Inc.NO	
.0671	Elevance Health, Inc.		45-3666871		0001156039		Dogwood Pharmacy, LLC	..FLNIA	BioPlus Parent, LLC	Ownership	100.000	Elevance Health, Inc.NO	
.0671	Elevance Health, Inc.		27-2844373		0001156039		EasyScripts Cutler Bay, LLC	..FLNIA	Highland Acquisition Holdings, LLC	Ownership	100.000	Elevance Health, Inc.NO	
.0671	Elevance Health, Inc.		26-2974996		0001156039		EasyScripts Hialeah, LLC	..FLNIA	Highland Acquisition Holdings, LLC	Ownership	100.000	Elevance Health, Inc.NO	
.0671	Elevance Health, Inc.		30-0478573		0001156039		EasyScripts LLC	..FLNIA	Highland Acquisition Holdings, LLC	Ownership	100.000	Elevance Health, Inc.NO	
.0671	Elevance Health, Inc.		46-0613819		0001156039		EasyScripts Westchester, LLC	..FLNIA	Highland Acquisition Holdings, LLC	Ownership	100.000	Elevance Health, Inc.NO	
.0671	Elevance Health, Inc.		13-3934328		0001156039		EHC Benefits Agency, Inc.	..NYNIA	WellPoint Holding Corp	Ownership	100.000	Elevance Health, Inc.NO	
						New York Stock Exchange (NYSE)									
.0671	Elevance Health, Inc.		35-2145715		0001156039		Elevance Health, Inc.	..INUIP				Elevance Health, Inc.NO	
.0671	Elevance Health, Inc.		93-3287081		0001156039		ELV Holding Company, LLC	..INNIA	ATH Holding Company, LLC	Ownership	100.000	Elevance Health, Inc.NO	
.0671	Elevance Health, Inc.	55093	23-7391136		0001156039		Empire HealthChoice Assurance, Inc.	..NYIA	WellPoint Holding Corp	Ownership	100.000	Elevance Health, Inc.NO	
.0671	Elevance Health, Inc.	95433	13-3874803		0001156039		Empire HealthChoice HMO, Inc.	..NYIA	Empire HealthChoice Assurance, Inc.	Ownership	100.000	Elevance Health, Inc.NO	
.0671	Elevance Health, Inc.		66-4286154		0001156039		Federal Government Solutions, LLC	..WINIA	ATH Holding Company, LLC	Ownership	100.000	Elevance Health, Inc.NO	
.0671	Elevance Health, Inc.		54-1230110		0001156039		FHC Health Systems, Inc.	..VANIA	Beacon Health Vista Parent, Inc.	Ownership	100.000	Elevance Health, Inc.NO	
.0671	Elevance Health, Inc.	10119	41-2128275		0001156039		Freedom Health, Inc.	..FLIA	Wellpoint Corporation	Ownership	100.000	Elevance Health, Inc.NO	
.0671	Elevance Health, Inc.				0001156039		Freedom SPV, Inc.	..DENIA	ATH Holding Company, LLC	Ownership	100.000	Elevance Health, Inc.NO	
.0671	Elevance Health, Inc.		95-2907752		0001156039		Golden West Health Plan, Inc.	..CAIA	WellPoint California Services, Inc.	Ownership	100.000	Elevance Health, Inc.NO	0101
.0671	Elevance Health, Inc.				0001156039		Government Healthcare Solutions LLC	..DENIA	National Government Services, Inc.	Ownership	49.000	Elevance Health, Inc.NO	0114
.0671	Elevance Health, Inc.		84-4672692		0001156039		GR Health Solutions LLC	..PANIA	Anthem Partnership Holding Company, LLC	Ownership	50.000	Elevance Health, Inc.NO	0107
							Greater Georgia Life Insurance Company								
.0671	Elevance Health, Inc.	97217	58-1473042		0001156039		Group Retiree Health Solutions, Inc.	..GAIA	Georgia, Inc.	Ownership	100.000	Elevance Health, Inc.NO	
.0671	Elevance Health, Inc.	12812	30-0326654		0001156039		Grupo Advantage del Oeste, LLC	..PAIA	GR Health Solutions LLC	Ownership	100.000	Elevance Health, Inc.NO	
.0671	Elevance Health, Inc.		66-0695527		0001156039			..PRNIA	PHM MultiSalud, LLC	Ownership	100.000	Elevance Health, Inc.NO	

STATEMENT AS OF SEPTEMBER 30, 2023 OF THE Wellpoint Tennessee, Inc.

SCHEDULE Y
PART 1A - DETAIL OF INSURANCE HOLDING COMPANY SYSTEM

1	2	3	4	5	6	7	8	9	10	11	12	13	14	15	16
Group Code	Group Name	NAIC Company Code	ID Number	Federal RSSD	CIK	Name of Securities Exchange if Publicly Traded (U.S. or International)	Names of Parent, Subsidiaries Or Affiliates	Domi-ciliary Location	Relation-ship to Reporting Entity	Directly Controlled by (Name of Entity/Person)	Type of Control (Ownership, Board, Management, Attorney-in-Fact, Influence, Other)	If Control is Ownership Provide Percentage	Ultimate Controlling Entity(ies)/Person(s)	Is an SCA Filing Re-quired? (Yes/No)	*
.0671	Elevance Health, Inc.		66-0927403		0001156039		Grupo Advantage Metro, LLC	PR	NIA	PHM MultiSalud, LLC	Ownership	100.000	Elevance Health, Inc.	NO	
.0671	Elevance Health, Inc.	16426	82-1820099		0001156039		Health Colorado, Inc.	CO	IA	Carelon Behavioral Health, Inc.	Ownership	16.670	Elevance Health, Inc.	NO	0109
.0671	Elevance Health, Inc.		36-3897701		0001156039		Health Ventures Partner, L.L.C.	IL	NIA	UNICARE National Services, Inc.	Ownership	100.000	Elevance Health, Inc.	NO	
.0671	Elevance Health, Inc.		20-8188236		0001156039		Healthcare Subrogation Group, LLC	DE	NIA	Carelon Insights, Inc.	Ownership	100.000	Elevance Health, Inc.	NO	
.0671	Elevance Health, Inc.	95169	54-1356687		0001156039		HealthKeepers, Inc.	VA	IA	Anthem Southeast, Inc.	Ownership	92.510	Elevance Health, Inc.	NO	
.0671	Elevance Health, Inc.	95169	54-1356687		0001156039		HealthKeepers, Inc.	VA	IA	UNICARE National Services, Inc.	Ownership	7.490	Elevance Health, Inc.	NO	
.0671	Elevance Health, Inc.		43-1616135		0001156039		HealthLink Administrators, Inc.	MO	NIA	HealthLink, Inc.	Ownership	100.000	Elevance Health, Inc.	NO	
.0671	Elevance Health, Inc.		43-1364135		0001156039		HealthLink, Inc.	IL	NIA	RightCHOICE Managed Care, Inc.	Ownership	100.000	Elevance Health, Inc.	NO	
.0671	Elevance Health, Inc.	16574	13-3865627		0001156039		HealthPlus HP, LLC	NY	IA	Wellpoint Corporation	Ownership	100.000	Elevance Health, Inc.	NO	0100
.0671	Elevance Health, Inc.	10122	20-0982649		0001156039		HealthSun Health Plans, Inc.	FL	IA	Wellpoint Corporation	Ownership	100.000	Elevance Health, Inc.	NO	
.0671	Elevance Health, Inc.		46-3434016		0001156039		HealthSun Physicians Network I, LLC	FL	NIA	HealthSun Physicians Network, LLC	Ownership	100.000	Elevance Health, Inc.	NO	
.0671	Elevance Health, Inc.		46-5250294		0001156039		HealthSun Physicians Network, LLC	FL	NIA	Delivery Network, LLC	Ownership	100.000	Elevance Health, Inc.	NO	
.0671	Elevance Health, Inc.	78972	86-0257201		0001156039		Healthy Alliance Life Insurance Company	MO	IA	RightCHOICE Managed Care, Inc.	Ownership	100.000	Elevance Health, Inc.	NO	
.0671	Elevance Health, Inc.		47-3953545		0001156039		HEP AP Holdings, Inc.	DE	NIA	Imaging Management Holdings, L.L.C.	Ownership	100.000	Elevance Health, Inc.	NO	
.0671	Elevance Health, Inc.		81-3471305		0001156039		Highland Acquisition Holdings, LLC	DE	NIA	Highland Intermediate Holdings, LLC	Ownership	100.000	Elevance Health, Inc.	NO	
.0671	Elevance Health, Inc.		81-3487249		0001156039		Highland Intermediate Holdings, LLC	DE	NIA	Highland Investor Holdings, LLC	Ownership	100.000	Elevance Health, Inc.	NO	
.0671	Elevance Health, Inc.		81-3493196		0001156039		Highland Investor Holdings, LLC	DE	NIA	ATH Holding Company, LLC	Ownership	98.000	Elevance Health, Inc.	NO	
.0671	Elevance Health, Inc.		81-3493196		0001156039		Highland Investor Holdings, LLC	DE	NIA	Wellpoint Corporation	Ownership	2.000	Elevance Health, Inc.	NO	
.0671	Elevance Health, Inc.	95473	84-1017384		0001156039		HMO Colorado, Inc.	CO	IA	Rocky Mountain Hospital and Medical Service, Inc.	Ownership	100.000	Elevance Health, Inc.	NO	
.0671	Elevance Health, Inc.	95358	37-1216698		0001156039		HMO Missouri, Inc.	MO	IA	RightCHOICE Managed Care, Inc.	Ownership	100.000	Elevance Health, Inc.	NO	
.0671	Elevance Health, Inc.		83-2158120		0001156039		IEC Group Holdings, Inc.	ID	NIA	ATH Holding Company, LLC	Ownership	100.000	Elevance Health, Inc.	NO	
.0671	Elevance Health, Inc.		82-0497661		0001156039		IEC Group, Inc. d/b/a AmeriBen	ID	NIA	IEC Group Holdings, Inc.	Ownership	100.000	Elevance Health, Inc.	NO	
.0671	Elevance Health, Inc.		75-2619605		0001156039		Imaging Management Holdings, L.L.C.	DE	NIA	ATH Holding Company, LLC	Ownership	100.000	Elevance Health, Inc.	NO	
.0671	Elevance Health, Inc.		66-0884762		0001156039		InHealth Management, LLC	PR	NIA	MSO Holdings, LLC	Ownership	100.000	Elevance Health, Inc.	NO	
.0671	Elevance Health, Inc.		66-0959260		0001156039		IPA Holdings, LLC	PR	NIA	MSO Holdings, LLC	Ownership	100.000	Elevance Health, Inc.	NO	
.0671	Elevance Health, Inc.		02-0581429		0001156039		Living Complete Technologies, Inc.	MD	NIA	Carelon Behavioral Health, Inc.	Ownership	100.000	Elevance Health, Inc.	NO	
.0671	Elevance Health, Inc.		66-0999240		0001156039		MAPR Capital, LLC	PR	NIA	MAPR Global, LLC	Ownership	100.000	Elevance Health, Inc.	NO	
.0671	Elevance Health, Inc.		66-0999355		0001156039		MAPR Global, LLC	PR	NIA	APR, LLC	Ownership	100.000	Elevance Health, Inc.	NO	
.0671	Elevance Health, Inc.		66-0999498		0001156039		MAPR Holdings, LLC	PR	NIA	MAPR Capital, LLC	Ownership	100.000	Elevance Health, Inc.	NO	
.0671	Elevance Health, Inc.		04-3307857		0001156039		Massachusetts Behavioral Health Partnership	MA	NIA	Carelon Behavioral Health, Inc.	Ownership	50.000	Elevance Health, Inc.	NO	
.0671	Elevance Health, Inc.		04-3307857		0001156039		Massachusetts Behavioral Health Partnership	MA	NIA	OPTIONS Health Care, Inc.	Ownership	50.000	Elevance Health, Inc.	NO	
.0671	Elevance Health, Inc.	95527	02-0494919		0001156039		Matthew Thornton Health Plan, Inc.	NH	IA	Anthem Health Plans of New Hampshire, Inc.	Ownership	100.000	Elevance Health, Inc.	NO	
.0671	Elevance Health, Inc.		66-0823267		0001156039		Medical Dental Network Management, LLC	PR	NIA	MMM Holdings, LLC	Ownership	100.000	Elevance Health, Inc.	NO	
.0671	Elevance Health, Inc.	12913	20-5862801		0001156039		Missouri Care, Incorporated	MO	IA	ATH Holding Company, LLC	Ownership	100.000	Elevance Health, Inc.	NO	
.0671	Elevance Health, Inc.		66-1002717		0001156039		MMM Contact, LLC	PR	IA	MMM Holdings, LLC	Ownership	100.000	Elevance Health, Inc.	NO	
.0671	Elevance Health, Inc.	11157	66-0588600		0001156039		MMM Healthcare, LLC	PR	IA	MMM Holdings, LLC	Ownership	100.000	Elevance Health, Inc.	NO	
.0671	Elevance Health, Inc.		66-0649625		0001156039		MMM Holdings, LLC	PR	NIA	MAPR Holdings, LLC	Ownership	100.000	Elevance Health, Inc.	NO	
.0671	Elevance Health, Inc.	12534	66-0653763		0001156039		MMM Multi Health, LLC	PR	IA	MMM Holdings, LLC	Ownership	100.000	Elevance Health, Inc.	NO	
.0671	Elevance Health, Inc.		66-1002779		0001156039		MMM Transportation, LLC	PR	NIA	MSO Holdings, LLC	Ownership	100.000	Elevance Health, Inc.	NO	
.0671	Elevance Health, Inc.		82-4684953		0001156039		Momentum Health Partners, LLC	NC	NIA	Anthem Partnership Holding Company, LLC	Ownership	50.000	Elevance Health, Inc.	NO	0106
.0671	Elevance Health, Inc.		66-0645750		0001156039		MSO Holdings, LLC	PR	NIA	MAPR Capital, LLC	Ownership	100.000	Elevance Health, Inc.	NO	
.0671	Elevance Health, Inc.		66-0719637		0001156039		MSO of Puerto Rico, LLC	PR	NIA	MSO Holdings, LLC	Ownership	100.000	Elevance Health, Inc.	NO	
.0671	Elevance Health, Inc.		84-1811105		0001156039		myNEXUS Holdings, Inc.	DE	NIA	ATH Holding Company, LLC	Ownership	100.000	Elevance Health, Inc.	NO	
.0671	Elevance Health, Inc.		84-1801030		0001156039		myNEXUS Management, Inc.	DE	NIA	myNEXUS Holdings, Inc.	Ownership	100.000	Elevance Health, Inc.	NO	
.0671	Elevance Health, Inc.		81-4603181		0001156039		myNEXUS NPHO of TEXAS	TX	NIA	Carelon Post Acute Solutions, Inc.	Ownership	100.000	Elevance Health, Inc.	NO	
.0671	Elevance Health, Inc.		83-0892028		0001156039		Nash Holding Company, LLC	DE	NIA	ATH Holding Company, LLC	Ownership	100.000	Elevance Health, Inc.	NO	
.0671	Elevance Health, Inc.		35-1840597		0001156039		National Government Services, Inc.	IN	NIA	Federal Government Solutions, LLC	Ownership	100.000	Elevance Health, Inc.	NO	

STATEMENT AS OF SEPTEMBER 30, 2023 OF THE Wellpoint Tennessee, Inc.

SCHEDULE Y
PART 1A - DETAIL OF INSURANCE HOLDING COMPANY SYSTEM

1	2	3	4	5	6	7	8	9	10	11	12	13	14	15	16
Group Code	Group Name	NAIC Company Code	ID Number	Federal RSSD	CIK	Name of Securities Exchange if Publicly Traded (U.S. or International)	Names of Parent, Subsidiaries Or Affiliates	Domiciliary Location	Relationship to Reporting Entity	Directly Controlled by (Name of Entity/Person)	Type of Control (Ownership, Board, Management, Attorney-in-Fact, Influence, Other)	If Control is Ownership Provide Percentage	Ultimate Controlling Entity(ies)/Person(s)	Is an SCA Filing Required? (Yes/No)	*
.0671	Elevance Health, Inc.		04-2919509		0001156039		New England Research Institute, Inc.	MA	NIA	Carelon Research, Inc.	Ownership	100.000	Elevance Health, Inc.	NO	
.0671	Elevance Health, Inc.		81-5476630		0001156039		NGS Federal, LLC	IN	NIA	Federal Government Solutions, LLC	Ownership	100.000	Elevance Health, Inc.	NO	
.0671	Elevance Health, Inc.	12259	20-1336412		0001156039		Optimum Healthcare, Inc.	FL	IA	Wellpoint Corporation	Ownership	100.000	Elevance Health, Inc.	NO	
.0671	Elevance Health, Inc.		54-1826967		0001156039		OPTIONS Health Care, Inc.	DE	NIA	Carelon Behavioral Health, Inc.	Ownership	100.000	Elevance Health, Inc.	NO	
.0671	Elevance Health, Inc.		27-1991772		0001156039		Pasteur Medical Bird Road, LLC	FL	NIA	Highland Acquisition Holdings, LLC	Ownership	100.000	Elevance Health, Inc.	NO	
.0671	Elevance Health, Inc.		20-2749389		0001156039		Pasteur Medical Center, LLC	DE	NIA	Highland Acquisition Holdings, LLC	Ownership	100.000	Elevance Health, Inc.	NO	
.0671	Elevance Health, Inc.		27-1366915		0001156039		Pasteur Medical Cutler Bay, LLC	FL	NIA	Highland Acquisition Holdings, LLC	Ownership	100.000	Elevance Health, Inc.	NO	
.0671	Elevance Health, Inc.		20-0610128		0001156039		Pasteur Medical Group, LLC	FL	NIA	Highland Acquisition Holdings, LLC	Ownership	100.000	Elevance Health, Inc.	NO	
.0671	Elevance Health, Inc.		37-1668303		0001156039		Pasteur Medical Hialeah Gardens, LLC	FL	NIA	Highland Acquisition Holdings, LLC	Ownership	100.000	Elevance Health, Inc.	NO	
.0671	Elevance Health, Inc.		47-3464152		0001156039		Pasteur Medical Kendall, LLC	FL	NIA	Highland Acquisition Holdings, LLC	Ownership	100.000	Elevance Health, Inc.	NO	
.0671	Elevance Health, Inc.		27-2810478		0001156039		Pasteur Medical Management, LLC	FL	NIA	Highland Acquisition Holdings, LLC	Ownership	100.000	Elevance Health, Inc.	NO	
.0671	Elevance Health, Inc.		33-1217936		0001156039		Pasteur Medical Miami Gardens, LLC	FL	NIA	Highland Acquisition Holdings, LLC	Ownership	100.000	Elevance Health, Inc.	NO	
.0671	Elevance Health, Inc.		27-2651017		0001156039		Pasteur Medical North Miami Beach, LLC	FL	NIA	Highland Acquisition Holdings, LLC	Ownership	100.000	Elevance Health, Inc.	NO	
.0671	Elevance Health, Inc.		26-0813665		0001156039		Pasteur Medical Partners, LLC	FL	NIA	Highland Acquisition Holdings, LLC	Ownership	100.000	Elevance Health, Inc.	NO	
.0671	Elevance Health, Inc.		66-0693134		0001156039		PHM Healthcare Solutions, Inc.	PR	NIA	Physician Group Practices, LLC	Ownership	100.000	Elevance Health, Inc.	NO	
.0671	Elevance Health, Inc.		66-0864220		0001156039		PHM Intrahospital Physician Group, LLC	PR	NIA	PHM MultiSalud, LLC	Ownership	100.000	Elevance Health, Inc.	NO	
.0671	Elevance Health, Inc.		66-0811976		0001156039		PHM Multidisciplinary Clinic Agudilla LLC	PR	NIA	PHM Multidisciplinary Clinic, LLC	Ownership	100.000	Elevance Health, Inc.	NO	
.0671	Elevance Health, Inc.		66-0812014		0001156039		PHM Multidisciplinary Clinic Arcibo LLC	PR	NIA	PHM Multidisciplinary Clinic, LLC	Ownership	100.000	Elevance Health, Inc.	NO	
.0671	Elevance Health, Inc.		66-0925853		0001156039		PHM Multidisciplinary Clinic Cabo Rojo LLC	PR	NIA	PHM Multidisciplinary Clinic, LLC	Ownership	100.000	Elevance Health, Inc.	NO	
.0671	Elevance Health, Inc.		66-0764408		0001156039		PHM Multidisciplinary Clinic Guayama LLC	PR	NIA	PHM Multidisciplinary Clinic, LLC	Ownership	100.000	Elevance Health, Inc.	NO	
.0671	Elevance Health, Inc.		66-0949111		0001156039		PHM Multidisciplinary Clinic Maunabo LLC	PR	NIA	PHM Multidisciplinary Clinic, LLC	Ownership	100.000	Elevance Health, Inc.	NO	
.0671	Elevance Health, Inc.		66-0859950		0001156039		PHM Multidisciplinary Clinic, LLC	PR	NIA	PHM MultiSalud, LLC	Ownership	100.000	Elevance Health, Inc.	NO	
.0671	Elevance Health, Inc.		66-0867882		0001156039		PHM MultiSalud, LLC	PR	NIA	Physician Group Practices, LLC	Ownership	100.000	Elevance Health, Inc.	NO	
.0671	Elevance Health, Inc.		66-0864171		0001156039		PHM Specialty Network, LLC	PR	NIA	PHM MultiSalud, LLC	Ownership	100.000	Elevance Health, Inc.	NO	
.0671	Elevance Health, Inc.		66-0960976		0001156039		Physician Group Practices, LLC	PR	NIA	IPA Holdings, LLC	Ownership	100.000	Elevance Health, Inc.	NO	
.0671	Elevance Health, Inc.	12178	66-0592131		0001156039		PMC Medicare Choice, LLC	PR	IA	MMH Holdings, LLC	Ownership	100.000	Elevance Health, Inc.	NO	
.0671	Elevance Health, Inc.		47-5139459		0001156039		Raina Rx LLC	NY	NIA	BioPlus Parent, LLC	Ownership	100.000	Elevance Health, Inc.	NO	
.0671	Elevance Health, Inc.		47-0851593		0001156039		RightCHOICE Managed Care, Inc.	DE	NIA	Anthem Holding Corp.	Ownership	100.000	Elevance Health, Inc.	NO	
.0671	Elevance Health, Inc.		45-3667026		0001156039		River Medical Pharmacy, LLC	FL	NIA	BioPlus Parent, LLC	Ownership	100.000	Elevance Health, Inc.	NO	
.0671	Elevance Health, Inc.				0001156039		Rocky Mountain Hospital and Medical Service, Inc.	CO	IA	ATH Holding Company, LLC	Ownership	100.000	Elevance Health, Inc.	NO	
.0671	Elevance Health, Inc.	11011	84-0747736		0001156039		Santa Barbara Specialty Pharmacy, LLC	CA	NIA	BioPlus Parent, LLC	Ownership	100.000	Elevance Health, Inc.	NO	
.0671	Elevance Health, Inc.		46-2787212		0001156039		SellCore, Inc.	DE	NIA	Elevance Health, Inc.	Ownership	100.000	Elevance Health, Inc.	NO	
.0671	Elevance Health, Inc.		20-0473316		0001156039		Simplify Healthcare Plans, Inc.	FL	IA	Wellpoint Corporation	Ownership	100.000	Elevance Health, Inc.	NO	
.0671	Elevance Health, Inc.	13726	27-0945036		0001156039		Southeast Services, Inc.	VA	NIA	Anthem Southeast, Inc.	Ownership	100.000	Elevance Health, Inc.	NO	
.0671	Elevance Health, Inc.		55-0712302		0001156039		State Sponsored Services, Inc.	IN	NIA	UNICARE Specialty Services, Inc.	Ownership	100.000	Elevance Health, Inc.	NO	
.0671	Elevance Health, Inc.		45-4071004		0001156039		The Elevance Health Companies of California, Inc.	CA	NIA	ATH Holding Company, LLC	Ownership	100.000	Elevance Health, Inc.	NO	
.0671	Elevance Health, Inc.		45-5443372		0001156039		The Elevance Health Companies, Inc.	IN	NIA	ATH Holding Company, LLC	Ownership	100.000	Elevance Health, Inc.	NO	
.0671	Elevance Health, Inc.		35-1835818		0001156039		TriadDD NY, LLC dba MyCompass	NY	NIA	Alliance Care Management, LLC	Ownership	25.000	Elevance Health, Inc.	NO	0111
.0671	Elevance Health, Inc.		43-1967924		0001156039		TrustSolutions, LLC	WI	NIA	Federal Government Solutions, LLC	Ownership	100.000	Elevance Health, Inc.	NO	
.0671	Elevance Health, Inc.	11810	84-1620480		0001156039		UNICARE Health Plan of West Virginia, Inc.	WV	IA	UNICARE National Services, Inc.	Ownership	100.000	Elevance Health, Inc.	NO	
.0671	Elevance Health, Inc.		36-3899137		0001156039		UNICARE Illinois Services, Inc.	IL	NIA	UNICARE National Services, Inc.	Ownership	100.000	Elevance Health, Inc.	NO	
.0671	Elevance Health, Inc.		95-4635507		0001156039		UNICARE National Services, Inc.	DE	NIA	Anthem Holding Corp.	Ownership	100.000	Elevance Health, Inc.	NO	
.0671	Elevance Health, Inc.		77-0494551		0001156039		UNICARE Specialty Services, Inc.	DE	NIA	Anthem Holding Corp.	Ownership	100.000	Elevance Health, Inc.	NO	
.0671	Elevance Health, Inc.	95799	75-2749263		0001156039		ValueOptions of Texas, Inc.	TX	IA	Carelon Behavioral Health, Inc.	Ownership	100.000	Elevance Health, Inc.	NO	
.0671	Elevance Health, Inc.		66-0865037		0001156039		VITA CARE, LLC	PR	NIA	MSO Holdings, LLC	Ownership	100.000	Elevance Health, Inc.	NO	
.0671	Elevance Health, Inc.		20-0660563		0001156039		WellMax Health Medical Centers, LLC	FL	NIA	Delivery Network, LLC	Ownership	100.000	Elevance Health, Inc.	NO	
.0671	Elevance Health, Inc.		20-0660644		0001156039		WellMax Health Physicians Network, LLC	FL	NIA	Delivery Network, LLC	Ownership	100.000	Elevance Health, Inc.	NO	

STATEMENT AS OF SEPTEMBER 30, 2023 OF THE Wellpoint Tennessee, Inc.

SCHEDULE Y
PART 1A - DETAIL OF INSURANCE HOLDING COMPANY SYSTEM

1	2	3	4	5	6	7	8	9	10	11	12	13	14	15	16
Group Code	Group Name	NAIC Company Code	ID Number	Federal RSSD	CIK	Name of Securities Exchange if Publicly Traded (U.S. or International)	Names of Parent, Subsidiaries Or Affiliates	Domiciliary Location	Relationship to Reporting Entity	Directly Controlled by (Name of Entity/Person)	Type of Control (Ownership, Board, Management, Attorney-in-Fact, Influence, Other)	If Control is Ownership Provide Percentage	Ultimate Controlling Entity(ies)/Person(s)	Is an SCA Filing Required? (Yes/No)	*
.0671	Elevance Health, Inc.		20-4405193		0001156039		WellPoint Acquisition, LLC	..IN.....	..NIA.....	Elevance Health, Inc.	Ownership.....	100.000	Elevance Health, Inc.	..NO.....	
.0671	Elevance Health, Inc.		95-4640531		0001156039		WellPoint California Services, Inc.	..DE.....	..NIA.....	Anthem Holding Corp.	Ownership.....	100.000	Elevance Health, Inc.	..NO.....	
.0671	Elevance Health, Inc.		54-1739323		0001156039		Wellpoint Corporation	..DE.....	..UDP.....	ATH Holding Company, LLC	Ownership.....	100.000	Elevance Health, Inc.	..NO.....	
.0671	Elevance Health, Inc.		82-1800037		0001156039		Wellpoint Delaware, Inc.	..DE.....	..NIA.....	Anthem Partnership Holding Company, LLC	Ownership.....	100.000	Elevance Health, Inc.	..NO.....	
.0671	Elevance Health, Inc.		95-4657170		0001156039		WellPoint Dental Services, Inc.	..DE.....	..NIA.....	UNICARE Specialty Services, Inc.	Ownership.....	100.000	Elevance Health, Inc.	..NO.....	
.0671	Elevance Health, Inc.		47-2546820		0001156039		Wellpoint Federal Corporation	..IN.....	..NIA.....	Federal Government Solutions, LLC	Ownership.....	100.000	Elevance Health, Inc.	..NO.....	
.0671	Elevance Health, Inc.		81-2874917		0001156039		WellPoint Health Solutions, Inc.	..DE.....	..NIA.....	Federal Government Solutions, LLC	Ownership.....	100.000	Elevance Health, Inc.	..NO.....	
.0671	Elevance Health, Inc.		20-3620996		0001156039		WellPoint Holding Corp	..DE.....	..NIA.....	Elevance Health, Inc.	Ownership.....	100.000	Elevance Health, Inc.	..NO.....	
.0671	Elevance Health, Inc.		45-2736438		0001156039		WellPoint Information Technology Services, Inc.	..CA.....	..NIA.....	Blue Cross of California	Ownership.....	100.000	Elevance Health, Inc.	..NO.....	
.0671	Elevance Health, Inc.	14078	45-2485907		0001156039		Wellpoint Insurance Company	..TX.....	..IA.....	Wellpoint Corporation	Ownership.....	100.000	Elevance Health, Inc.	..NO.....	
.0671	Elevance Health, Inc.		36-4595641		0001156039		WellPoint Insurance Services, Inc.	..HI.....	..NIA.....	Elevance Health, Inc.	Ownership.....	100.000	Elevance Health, Inc.	..NO.....	
.0671	Elevance Health, Inc.	15807	47-3863197		0001156039		Wellpoint Iowa, Inc.	..IA.....	..IA.....	Wellpoint Corporation	Ownership.....	100.000	Elevance Health, Inc.	..NO.....	
.0671	Elevance Health, Inc.	80314	52-0913817		0001156039		Wellpoint Life and Health Insurance Company	..IN.....	..IA.....	UNICARE National Services, Inc.	Ownership.....	100.000	Elevance Health, Inc.	..NO.....	
.0671	Elevance Health, Inc.	95832	51-0387398		0001156039		Wellpoint Maryland, Inc.	..MD.....	..IA.....	Wellpoint Corporation	Ownership.....	100.000	Elevance Health, Inc.	..NO.....	
.0671	Elevance Health, Inc.	95373	22-3375292		0001156039		Wellpoint New Jersey, Inc.	..NJ.....	..IA.....	Wellpoint Corporation	Ownership.....	100.000	Elevance Health, Inc.	..NO.....	
.0671	Elevance Health, Inc.	10767	13-4212818		0001156039		Wellpoint Ohio, Inc.	..OH.....	..IA.....	Wellpoint Corporation	Ownership.....	100.000	Elevance Health, Inc.	..NO.....	
.0671	Elevance Health, Inc.		36-3897080		0001156039		Wellpoint Partnership Plan, LLC	..IL.....	..NIA.....	Health Ventures Partner, L.L.C.	Ownership.....	75.000	Elevance Health, Inc.	..NO.....	
.0671	Elevance Health, Inc.		36-3897080		0001156039		Wellpoint Partnership Plan, LLC	..IL.....	..NIA.....	UNICARE Illinois Services, Inc.	Ownership.....	25.000	Elevance Health, Inc.	..NO.....	
.0671	Elevance Health, Inc.		32-3489706		0001156039		Wellpoint South Carolina, Inc.	..SC.....	..NIA.....	Anthem Partnership Holding Company, LLC	Ownership.....	100.000	Elevance Health, Inc.	..NO.....	
.0671	Elevance Health, Inc.	12941	20-4776597		0001156039		Wellpoint Tennessee, Inc.	..TN.....	..RE.....	Wellpoint Corporation	Ownership.....	100.000	Elevance Health, Inc.	..NO.....	
.0671	Elevance Health, Inc.	95314	75-2603231		0001156039		Wellpoint Texas, Inc.	..TX.....	..IA.....	Wellpoint Corporation	Ownership.....	100.000	Elevance Health, Inc.	..NO.....	
.0671	Elevance Health, Inc.	14073	27-3510384		0001156039		Wellpoint Washington, Inc.	..WA.....	..IA.....	Wellpoint Corporation	Ownership.....	100.000	Elevance Health, Inc.	..NO.....	
.0671	Elevance Health, Inc.	15929	47-5569628		0001156039		Wisconsin Collaborative Insurance Company	..WI.....	..IA.....	Crossroads Acquisition Corp.	Ownership.....	100.000	Elevance Health, Inc.	..NO.....	

Asterisk	Explanation
0100	Insurer is deemed to be an insurance affiliate in column 10 and has an NAIC Company Code in column 3. However, it does not file an NAIC statutory statement because it is regulated by the New York State Department of Health.
0101	Insurer is deemed to be an insurance affiliate in column 10, but does not have an NAIC Company Code in column 3 because it is regulated by the California Department of Managed Health Care.
0102	CCHA, LLC is a joint venture 50% owned by Anthem Partnership Holding Company, LLC and 50% owned by Colorado Community Health Alliance, LLC, a non-affiliate.
0103	Owned 77% by Centros Medicos Unidos del Oeste, LLC, 13% by Asociacion de Medicos del Oeste, Inc. (a non-affiliate) and 10% by Doctores Asociados del Noroeste, Inc. (a non-affiliate).
0104	Community Care Health Plan of Louisiana, Inc. is a joint venture 75% owned by Anthem Partnership Holding Company, LLC and 25% owned by Louisiana Health Service & Indemnity Company d/b/a Blue Cross and Blue Shield of Louisiana (a non-affiliate).
0105	AMH Health, LLC is a joint venture 50% owned by Anthem Partnership Holding Company, LLC and 50% by MaineHealth, a non-affiliate.
0106	Momentum Health Partners, LLC is a joint venture 50% owned by Anthem Partnership Holding Company, LLC and 50% owned by Blue Cross and Blue Shield of North Carolina, a non-affiliate.
0107	GR Health Solutions, LLC is a joint venture 50% owned by Anthem Partnership Holding Company, LLC and 50% owned by Independence Blue Cross, LLC, a non-affiliate.
0108	Owned 50% by Centro Medicina Familiar del Norte, LLC and 50% by ACO del Norte, LLC, a non-affiliated entity.
0109	83.33% owned by unaffiliated investors
0110	Community Care Health Plan of Nebraska, Inc. is a joint venture 95% owned by Anthem Partnership Holding Company, LLC and 5% owned by Blue Cross and Blue Shield of Nebraska, a non-affiliate.
0111	TriADD NY, LLC dba MyCompass (NY) is owned 25% by Alliance Care Management, LLC and 75% by non-affiliates.
0112	Community Care Health Plan of Kansas, Inc. is a joint venture 90% owned by Anthem Partnership Holding Company, LLC, 5% owned by Blue Cross and Blue Shield of Kansas (a non-affiliate), and 5% owned by Blue Cross and Blue Shield of Kansas City, a non-affiliate.
0113	APC Passe, LLC is 49% owned by Anthem Partnership Holding Company, LLC and 51% owned by the Arkansas Provider Coalition, LLC, which is not affiliated with Anthem, Inc.
0114	Government Healthcare Solutions LLC. is a joint venture 49% owned by National Government Services, Inc. and 51% owned by MKS2 LLC (non-affiliate)

SUPPLEMENTAL EXHIBITS AND SCHEDULES INTERROGATORIES

The following supplemental reports are required to be filed as part of your statement filing. However, in the event that your company does not transact the type of business for which the special report must be filed, your response of NO to the specific interrogatory will be accepted in lieu of filing a "NONE" report and a bar code will be printed below. If the supplement is required of your company but is not being filed for whatever reason enter SEE EXPLANATION and provide an explanation following the interrogatory questions.

	Response
1. Will the Medicare Part D Coverage Supplement be filed with the state of domicile and the NAIC with this statement?	NO

AUGUST FILING

2. Will the regulator-only (non-public) Communication of Internal Control Related Matters Noted in Audit be filed with the state of domicile and electronically with the NAIC (as a regulator-only non-public document) by August 1? The response for 1st and 3rd quarters should be N/A. A NO response resulting with a bar code is only appropriate in the 2nd quarter.	N/A
--	-----

Explanation:

1.

Bar Code:

1. Medicare Part D Coverage Supplement [Document Identifier 365]



OVERFLOW PAGE FOR WRITE-INS

Additional Write-ins for Liabilities Line 23

	Current Period			Prior Year
	1 Covered	2 Uncovered	3 Total	4 Total
2304. Other Liabilities	2,748,170		2,748,170	2,211,479
2397. Summary of remaining write-ins for Line 23 from overflow page	2,748,170	0	2,748,170	2,211,479

STATEMENT AS OF SEPTEMBER 30, 2023 OF THE Wellpoint Tennessee, Inc.

SCHEDULE A - VERIFICATION

Real Estate

	1 Year to Date	2 Prior Year Ended December 31
1. Book/adjusted carrying value, December 31 of prior year		
2. Cost of acquired:		
2.1 Actual cost at time of acquisition		
2.2 Additional investment made after acquisition		
3. Current year change in encumbrances		
4. Total gain (loss) on disposals		
5. Deduct amounts received on disposals		
6. Total foreign exchange change in book/adjusted carrying value		
7. Deduct current year's other than temporary impairment recognized		
8. Deduct current year's depreciation		
9. Book/adjusted carrying value at the end of current period (Lines 1+2+3+4-5+6-7-8)		
10. Deduct total nonadmitted amounts		
11. Statement value at end of current period (Line 9 minus Line 10)		

NONE

SCHEDULE B - VERIFICATION

Mortgage Loans

	1 Year to Date	2 Prior Year Ended December 31
1. Book value/recorded investment excluding accrued interest, December 31 of prior year		
2. Cost of acquired:		
2.1 Actual cost at time of acquisition		
2.2 Additional investment made after acquisition		
3. Capitalized deferred interest and other		
4. Accrual of discount		
5. Unrealized valuation increase (decrease)		
6. Total gain (loss) on disposals		
7. Deduct amounts received on disposals		
8. Deduct amortization of premium and mortgage interest paid and commitment fees		
9. Total foreign exchange change in book value/recorded investment excluding accrued interest		
10. Deduct current year's other than temporary impairment recognized		
11. Book value/recorded investment excluding accrued interest at end of current period (Lines 1+2+3+4+5+6-7-8+9-10)		
12. Total valuation allowance		
13. Subtotal (Line 11 plus Line 12)		
14. Deduct total nonadmitted amounts		
15. Statement value at end of current period (Line 13 minus Line 14)		

NONE

SCHEDULE BA - VERIFICATION

Other Long-Term Invested Assets

	1 Year to Date	2 Prior Year Ended December 31
1. Book/adjusted carrying value, December 31 of prior year		
2. Cost of acquired:		
2.1 Actual cost at time of acquisition		
2.2 Additional investment made after acquisition		
3. Capitalized deferred interest and other		
4. Accrual of discount		
5. Unrealized valuation increase (decrease)		
6. Total gain (loss) on disposals		
7. Deduct amounts received on disposals		
8. Deduct amortization of premium and depreciation		
9. Total foreign exchange change in book/adjusted carrying value		
10. Deduct current year's other than temporary impairment recognized		
11. Book/adjusted carrying value at end of current period (Lines 1+2+3+4+5+6-7-8+9-10)		
12. Deduct total nonadmitted amounts		
13. Statement value at end of current period (Line 11 minus Line 12)		

NONE

SCHEDULE D - VERIFICATION

Bonds and Stocks

	1 Year to Date	2 Prior Year Ended December 31
1. Book/adjusted carrying value of bonds and stocks, December 31 of prior year	865,068,719	821,352,259
2. Cost of bonds and stocks acquired	212,682,247	280,574,375
3. Accrual of discount	1,933,308	924,388
4. Unrealized valuation increase (decrease)	3,148,448	(27,605,187)
5. Total gain (loss) on disposals	(9,192,783)	(9,335,573)
6. Deduct consideration for bonds and stocks disposed of	154,032,779	195,563,149
7. Deduct amortization of premium	2,321,227	4,441,337
8. Total foreign exchange change in book/adjusted carrying value	0	0
9. Deduct current year's other than temporary impairment recognized	293,078	434,782
10. Total investment income recognized as a result of prepayment penalties and/or acceleration fees	10,632	(402,275)
11. Book/adjusted carrying value at end of current period (Lines 1+2+3+4+5-6-7+8-9+10)	917,003,487	865,068,719
12. Deduct total nonadmitted amounts	0	0
13. Statement value at end of current period (Line 11 minus Line 12)	917,003,487	865,068,719

STATEMENT AS OF SEPTEMBER 30, 2023 OF THE Wellpoint Tennessee, Inc.

SCHEDULE D - PART 1B

Showing the Acquisitions, Dispositions and Non-Trading Activity
During the Current Quarter for all Bonds and Preferred Stock by NAIC Designation

NAIC Designation	1 Book/Adjusted Carrying Value Beginning of Current Quarter	2 Acquisitions During Current Quarter	3 Dispositions During Current Quarter	4 Non-Trading Activity During Current Quarter	5 Book/Adjusted Carrying Value End of First Quarter	6 Book/Adjusted Carrying Value End of Second Quarter	7 Book/Adjusted Carrying Value End of Third Quarter	8 Book/Adjusted Carrying Value December 31 Prior Year
BONDS								
1. NAIC 1 (a)	505,869,724	488,203,711	486,897,266	5,261,430	517,662,592	505,869,724	512,437,599	477,487,153
2. NAIC 2 (a)	176,231,025	8,158,860	6,217,043	7,162,424	169,880,477	176,231,025	185,335,266	201,700,721
3. NAIC 3 (a)	194,856,922	10,951,526	5,098,600	(15,677,410)	177,113,910	194,856,922	185,032,438	175,567,423
4. NAIC 4 (a)	29,847,922	735,000	896,398	(738,795)	29,822,499	29,847,922	28,947,729	30,387,185
5. NAIC 5 (a)	2,816,536	0	0	842,815	3,026,508	2,816,536	3,659,351	1,665,110
6. NAIC 6 (a)	232,786	0	0	1,358,318	1,041,330	232,786	1,591,104	
7. Total Bonds	909,854,915	508,049,097	499,109,307	(1,791,218)	898,547,316	909,854,915	917,003,487	886,807,592
PREFERRED STOCK								
8. NAIC 1	0	0	0	0				
9. NAIC 2	0	0	0	0				
10. NAIC 3	0	0	0	0				
11. NAIC 4	0	0	0	0				
12. NAIC 5	0	0	0	0				
13. NAIC 6	0	0	0	0				
14. Total Preferred Stock								
15. Total Bonds and Preferred Stock	909,854,915	508,049,097	499,109,307	(1,791,218)	898,547,316	909,854,915	917,003,487	886,807,592

(a) Book/Adjusted Carrying Value column for the end of the current reporting period includes the following amount of short-term and cash equivalent bonds by NAIC designation:

NAIC 1 \$0 ; NAIC 2 \$0 ; NAIC 3 \$0 NAIC 4 \$0 ; NAIC 5 \$0 ; NAIC 6 \$0

S102

SCHEDULE DA - PART 1

Short-Term Investments

	1	2	3	4	5
	Book/Adjusted Carrying Value	Premium	Actual Cost	Interest Collected Year-to-Date	Paid for Accrued Interest Year-to-Date
7709999999 Totals		XX			

NONE

SCHEDULE DA - VERIFICATION

Short-Term Investments

	1	2
	Year To Date	Prior Year Ended December 31
1. Book/adjusted carrying value, December 31 of prior year	238,872	3,199,498
2. Cost of short-term investments acquired	44,920,020	7,615,165
3. Accrual of discount	680,261	3,559
4. Unrealized valuation increase (decrease)	0	
5. Total gain (loss) on disposals	847	(15,777)
6. Deduct consideration received on disposals	45,840,000	10,533,854
7. Deduct amortization of premium	0	29,719
8. Total foreign exchange change in book/adjusted carrying value	0	
9. Deduct current year's other than temporary impairment recognized	0	
10. Book/adjusted carrying value at end of current period (Lines 1+2+3+4+5-6-7+8-9)	0	238,872
11. Deduct total nonadmitted amounts	0	
12. Statement value at end of current period (Line 10 minus Line 11)	0	238,872

Schedule DB - Part A - Verification - Options, Caps, Floors, Collars, Swaps and Forwards

N O N E

Schedule DB - Part B - Verification - Futures Contracts

N O N E

Schedule DB - Part C - Section 1 - Replication (Synthetic Asset) Transactions (RSATs) Open

N O N E

Schedule DB-Part C-Section 2-Reconciliation of Replication (Synthetic Asset) Transactions Open

N O N E

Schedule DB - Verification - Book/Adjusted Carrying Value, Fair Value and Potential Exposure of
Derivatives

N O N E

SCHEDULE E - PART 2 - VERIFICATION

(Cash Equivalents)

	1	2
	Year To Date	Prior Year Ended December 31
1. Book/adjusted carrying value, December 31 of prior year	101,516,002	37,949,710
2. Cost of cash equivalents acquired	4,332,347,127	4,214,183,494
3. Accrual of discount	0	2,123
4. Unrealized valuation increase (decrease)	(16,003)	32,478
5. Total gain (loss) on disposals	18,811	(16,552)
6. Deduct consideration received on disposals	4,414,365,937	4,150,635,251
7. Deduct amortization of premium	0	
8. Total foreign exchange change in book/adjusted carrying value	0	
9. Deduct current year's other than temporary impairment recognized	0	
10. Book/adjusted carrying value at end of current period (Lines 1+2+3+4+5-6-7+8-9)	19,500,000	101,516,002
11. Deduct total nonadmitted amounts	0	
12. Statement value at end of current period (Line 10 minus Line 11)	19,500,000	101,516,002

Schedule A - Part 2 - Real Estate Acquired and Additions Made

NONE

Schedule A - Part 3 - Real Estate Disposed

NONE

Schedule B - Part 2 - Mortgage Loans Acquired and Additions Made

NONE

Schedule B - Part 3 - Mortgage Loans Disposed, Transferred or Repaid

NONE

Schedule BA - Part 2 - Other Long-Term Invested Assets Acquired and Additions Made

NONE

Schedule BA - Part 3 - Other Long-Term Invested Assets Disposed, Transferred or Repaid

NONE

STATEMENT AS OF SEPTEMBER 30, 2023 OF THE Wellpoint Tennessee, Inc.

SCHEDULE D - PART 3

Show All Long-Term Bonds and Stock Acquired During the Current Quarter

1	2	3	4	5	6	7	8	9	10	
CUSIP Identification	Description	Foreign	Date Acquired	Name of Vendor	Number of Shares of Stock	Actual Cost	Par Value	Paid for Accrued Interest and Dividends	NAIC Designation, NAIC Designation Modifier and SVO Administrative Symbol	
880541-H3-4	TENNESSEE ST SERIES A 5.000% 05/01/29		08/30/2023	Goldman Sachs & Co		1,653,555	1,500,000	208	1.A FE XXX	
0509999999. Subtotal - Bonds - U.S. States, Territories and Possessions								208	XXX	
3132DW-D6-7	FHLMC POOL SD8225 3.000% 07/01/52		08/24/2023	Citigroup Global Markets		1,653,555	1,500,000	208	1.A	
3132DW-HZ-9	FHLMC POOL SD8348 5.000% 08/01/53		08/22/2023	Citigroup Global Markets		8,445,357	9,899,320	22,273	1.A	
3132XG-U9-5	FHLMC POOL WN2407 4.380% 05/01/28		09/07/2023	Morgan Stanley		4,681,654	4,900,251	15,654	1.A	
3132XG-VV-5	FHLMC POOL WN2427 4.170% 04/01/28		09/07/2023	Morgan Stanley		745,701	774,000	942	1.A	
3132YB-XM-3	FHLMC POOL WE6084 4.900% 02/01/40		09/06/2023	Pershing		215,389	226,000	262	1.A	
3133CA-CJ-7	FHLMC POOL QG9073 5.000% 06/01/53		09/06/2023	Morgan Stanley		2,981,719	3,000,000	4,083	1.A	
0909999999. Subtotal - Bonds - U.S. Special Revenues								865	1.A	
						17,531,329	19,278,672	44,079	XXX	
00253X-AB-7	AMERICAN AIRLINES AADVAN SERIES 144A 5.750% 04/20/29		07/07/2023	Mitsubishi Securities		609,336	630,000	8,151	3.A FE	
03027X-CE-8	AMERICAN TOWER CORP 5.800% 11/15/28		09/12/2023	RBC		2,296,044	2,300,000	0	2.C FE	
04288B-AB-6	ARSENAL AIC PARENT LLC SERIES 144A 8.000% 10/01/30		07/27/2023	Wachovia Securities		520,000	520,000	0	3.C FE	
073685-AK-5	BEACON ROOFING SUPPLY IN SERIES 144A 6.500% 08/01/30		07/17/2023	J P Morgan		640,000	640,000	0	3.C FE	
1248EP-CN-1	CCO HLDGS LLC CAP CORP 4.500% 05/01/32		07/12/2023	Morgan Stanley		145,350	180,000	1,643	3.C FE	
165167-DF-1	CHESAPEAKE ESCROW ISSUER SERIES 144A 5.500% 02/01/26		07/12/2023	Piper Jeffries & Co		402,440	410,000	10,210	3.B FE	
23166M-AC-7	CUSHMAN & WAKEFIELD US SERIES 144A 8.875% 09/01/31		08/11/2023	Various		298,907	300,000	0	3.C FE	
25755T-AL-4	DOMINOS PIZZA MASTER ISSUER SERIES 2019-1A CLASS A2 144A 3.668% 10/25/49		09/20/2023	Mizuho Securities USA		2,850,241	3,281,000	19,055	2.A FE	
26154D-AA-8	DREAM FINDERS HOMES INC SERIES 144A 8.250% 08/15/28		08/08/2023	Bank of America		920,000	920,000	0	3.C FE	
29260F-AE-0	ENDEAVOR ENERGY RESOURCES LP SERIES 144A 5.750% 01/30/28		07/13/2023	Citigroup Global Markets		1,425,250	1,450,000	38,102	3.A FE	
34529N-AE-0	FORD CREDIT AUTO LEASE TRUST SERIES 2023-B CLASS A4 5.870% 01/15/27		09/14/2023	Bony/Barclays Capital Inc		999,947	1,000,000	0	1.A FE	
38807U-AD-8	GREYSTAR REAL ESTATE PAR SERIES 144A 7.750% 09/01/30		08/07/2023	J P Morgan		630,000	630,000	0	3.C FE	
45344L-AC-7	CRESCENT ENERGY FINANCE SERIES 144A 9.250% 02/15/28		07/17/2023	Bank of America		735,000	750,000	32,568	3.C FE	
47077W-AA-6	JANE STREET GRP JSG FIN SERIES 144A 4.500% 11/15/29		09/14/2023	Morgan Stanley		8,825	10,000	154	3.B FE	
64831H-AM-5	NEW RESIDENTIAL MORTGAGE LOAN SERIES 2023-NQM1 CLASS A1A 144 0.000% 10/25/63		09/29/2023	Morgan Stanley		1,699,977	1,700,000	3,241	1.A FE	
67571C-AB-7	OCTANE RECEIVABLES TRUST SERIES 2023-3A CLASS A2 144A 6.440% 03/20/29		09/20/2023	J P Morgan		2,499,736	2,500,000	0	1.A FE	
71424V-AA-8	PERMIAN RESOURC OPTG LLC SERIES 144A 7.000% 01/15/32		09/07/2023	Various		760,000	760,000	0	4.B FE	
90932L-AH-0	UNITED AIRLINES INC SERIES 144A 4.625% 04/15/29		09/14/2023	Bank of America		124,075	140,000	2,752	3.B FE	
92348V-AA-7	VERIZON MASTER TRUST SERIES 2023-6 CLASS A 144A 5.800% 09/22/31		09/12/2023	Citigroup Global Markets		999,914	1,000,000	0	1.A FE	
92840V-AP-7	VISTRA OPERATIONS CO LLC SERIES 144A 7.750% 10/15/31		09/12/2023	Citigroup Global Markets		850,000	850,000	0	3.B FE	
95000U-3F-8	WELLS FARGO & COMPANY MTN 5.557% 07/25/34		08/15/2023	Goldman Sachs & Co		1,369,256	1,400,000	4,754	1.E FE	
958667-AF-4	WESTERN MIDSTREAM OPERAT 6.350% 01/15/29		09/27/2023	Bony/Barclays Capital Inc		399,144	400,000	0	2.C FE	
98877D-AE-5	ZF NA CAPITAL SERIES 144A 7.125% 04/14/30		07/12/2023	Bank of America		885,350	870,000	15,117	3.A FE	
683715-AF-3	OPEN TEXT CORP SERIES 144A 6.900% 12/01/27		07/12/2023	J P Morgan		712,222	700,000	5,769	2.C FE	
06675F-BA-4	BANQUE FED CRED MUTUEL SERIES 144A 5.896% 07/13/26		07/05/2023	Morgan Stanley		2,850,000	2,850,000	0	1.D FE	
143658-BW-1	CARNIVAL CORP SERIES 144A 7.000% 08/15/29		08/01/2023	J P Morgan		620,000	620,000	0	3.C FE	
25260W-AD-3	DIAMOND FRGN DIAMOND FIN SERIES 144A 8.500% 10/01/30		09/12/2023	Goldman Sachs & Co		1,190,000	1,190,000	0	4.C FE	
803014-AB-5	SANTOS FINANCE LTD SERIES 144A 6.875% 09/19/33		09/11/2023	Citigroup Global Markets		697,158	700,000	0	2.C FE	
88167A-AR-2	TEVA PHARMACEUTICALS NE 8.125% 09/15/31		09/12/2023	Bank of America		1,220,900	1,160,000	48,434	3.C FE	
1109999999. Subtotal - Bonds - Industrial and Miscellaneous (Unaffiliated)								189,950	XXX	
05565A-5R-0	BNP PARIBAS SERIES 144A 8.500% Perpet		08/08/2023	HSBC		905,141	900,000	0	2.C FE	
1309999999. Subtotal - Bonds - Hybrid Securities								0	XXX	
2509999997. Total - Bonds - Part 3							49,449,097	51,539,672	234,237	XXX
2509999998. Total - Bonds - Part 5							XXX	XXX	XXX	XXX
2509999999. Total - Bonds							49,449,097	51,539,672	234,237	XXX
4509999997. Total - Preferred Stocks - Part 3								XXX	XXX	XXX
4509999998. Total - Preferred Stocks - Part 5							XXX	XXX	XXX	XXX
4509999999. Total - Preferred Stocks								XXX	XXX	XXX
5989999997. Total - Common Stocks - Part 3								XXX	XXX	XXX

E04

STATEMENT AS OF SEPTEMBER 30, 2023 OF THE Wellpoint Tennessee, Inc.

SCHEDULE D - PART 3

Show All Long-Term Bonds and Stock Acquired During the Current Quarter

1 CUSIP Identification	2 Description	3 Foreign	4 Date Acquired	5 Name of Vendor	6 Number of Shares of Stock	7 Actual Cost	8 Par Value	9 Paid for Accrued Interest and Dividends	10 NAIC Designation, NAIC Designation Modifier and SVO Admini- strative Symbol
5989999998. Total - Common Stocks - Part 5						XXX	XXX	XXX	XXX
5989999999. Total - Common Stocks							XXX		XXX
5999999999. Total - Preferred and Common Stocks							XXX		XXX
6009999999 - Totals						49,449,097	XXX	234,237	XXX

STATEMENT AS OF SEPTEMBER 30, 2023 OF THE Wellpoint Tennessee, Inc.

SCHEDULE D - PART 4

Show All Long-Term Bonds and Stock Sold, Redeemed or Otherwise Disposed of During the Current Quarter

1	2	3	4	5	6	7	8	9	10	Change In Book/Adjusted Carrying Value					16	17	18	19	20	21	22
										11	12	13	14	15							
CUSIP Identification	Description	Foreign	Disposal Date	Name of Purchaser	Number of Shares of Stock	Consideration	Par Value	Actual Cost	Prior Year Book/ Adjusted Carrying Value	Unrealized Valuation Increase/ (Decrease)	Current Year's (Amortization)/ Accretion	Current Year's Other Than Temporary Impairment Recognized	Total Change in Book/ Adjusted Carrying Value (11 + 12 - 13)	Total Foreign Exchange Change in Book /Adjusted Carrying Value	Book/ Adjusted Carrying Value at Disposal Date	Foreign Exchange Gain (Loss) on Disposal	Realized Gain (Loss) on Disposal	Total Gain (Loss) on Disposal	Bond Interest/ Stock Dividends Received During Year	Stated Contractual Maturity Date	NAIC Designation, NAIC Designation Modifier and SVO Administrative Symbol
..36179R-BW-8	GNMA 11 POOL MA2753 3.000% 04/20/45		09/01/2023	Paydown		6,985	6,985	7,125	7,116	0	(131)	0	(131)	0	6,985	0	0	0	139	04/20/2045	1.A
..36179R-D7-1	GNMA 11 POOL MA2826 3.500% 05/20/45		09/01/2023	Paydown		14,800	14,800	15,383	15,349	0	(549)	0	(549)	0	14,800	0	0	0	343	05/20/2045	1.A
..36179R-NW-5	GNMA 11 POOL MA3105 3.500% 09/20/45		09/01/2023	Paydown		6,260	6,260	6,534	6,519	0	(259)	0	(259)	0	6,260	0	0	0	146	09/20/2045	1.A
..36179S-GK-7	GNMA POOL MA3802 3.000% 07/20/46		09/01/2023	Paydown		11,215	11,215	11,437	11,428	0	(214)	0	(214)	0	11,215	0	0	0	224	07/20/2046	1.A
..36180J-V6-8	GNMA POOL AD6937 3.500% 03/20/43		09/01/2023	Paydown		14,160	14,160	15,319	15,228	0	(1,068)	0	(1,068)	0	14,160	0	0	0	361	03/20/2043	1.A
..36180K-B2-6	GNMA POOL AD7257 3.500% 03/15/43		09/01/2023	Paydown		1,486	1,486	1,601	1,567	0	(81)	0	(81)	0	1,486	0	0	0	35	03/15/2043	1.A
..3620AC-Z3-1	GNMA POOL 726262 5.000% 09/15/39		09/01/2023	Paydown		2,314	2,314	2,545	2,509	0	(196)	0	(196)	0	2,314	0	0	0	84	09/15/2039	1.A
..36297F-RQ-7	GNMA POOL 710695 5.500% 07/15/39		09/01/2023	Paydown		1,588	1,588	1,814	1,789	0	(201)	0	(201)	0	1,588	0	0	0	58	07/15/2039	1.A
0109999999 Subtotal - Bonds - U.S. Governments						58,808	58,808	61,758	61,505	0	(2,699)	0	(2,699)	0	58,808	0	0	0	1,390	XXX	XXX
..880541-UJ-4	TENNESSEE ST SERIES A 5.000% 09/01/23		09/01/2023	Maturity		1,500,000	1,500,000	1,868,205	1,530,334	0	(30,334)	0	(30,334)	0	1,500,000	0	0	0	75,000	09/01/2023	1.A FE
0509999999 Subtotal - Bonds - U.S. States, Territories and Possessions						1,500,000	1,500,000	1,868,205	1,530,334	0	(30,334)	0	(30,334)	0	1,500,000	0	0	0	75,000	XXX	XXX
..04184R-BM-1	ARLINGTON TX SPL TAX REVENUE SERIES A 5.000% 02/15/35		09/12/2023	Oppenheimer & Co.		1,052,940	1,000,000	1,143,490	1,079,959	0	(10,194)	0	(10,194)	0	1,069,765	0	(16,825)	(16,825)	54,028	02/15/2035	1.C FE
..167593-VN-9	CHICAGO IL O HARE INTERNATIONAL SERIES C 5.000% 01/01/31		09/12/2023	Southwest Securities		870,562	850,000	995,172	902,179	0	(11,843)	0	(11,843)	0	890,335	0	(19,774)	(19,774)	51,118	01/01/2031	1.E FE
..3128M7-W6-9	FHLMC POOL G05769 5.000% 12/01/39		09/01/2023	Paydown		2,055	2,055	2,272	2,251	0	(195)	0	(195)	0	2,055	0	0	0	69	12/01/2039	1.A
..3128M9-K2-7	FHLMC POOL G07213 3.500% 11/01/42		09/01/2023	Paydown		4,737	4,737	5,028	4,985	0	(248)	0	(248)	0	4,737	0	0	0	110	11/01/2042	1.A
..3128M9-ML-2	FHLMC POOL G07295 3.500% 05/01/42		09/01/2023	Paydown		21,770	21,770	22,227	22,199	0	(430)	0	(430)	0	21,770	0	0	0	508	05/01/2042	1.A
..3128MJ-TW-0	FHLMC GOLD POOL G08564 4.500% 12/01/43		09/01/2023	Paydown		9,792	9,792	10,363	10,317	0	(525)	0	(525)	0	9,792	0	0	0	276	12/01/2043	1.A
..312943-ZY-2	FHLMC POOL A95259 4.000% 12/01/40		09/01/2023	Paydown		5,447	5,447	5,789	5,746	0	(299)	0	(299)	0	5,447	0	0	0	155	12/01/2040	1.A
..3132DM-5G-6	FHLMC POOL SD0847 2.500% 02/01/52		09/01/2023	Paydown		199,534	199,534	195,185	195,240	0	4,294	0	4,294	0	199,534	0	0	0	3,579	02/01/2052	1.A
..3132DM-6D-2	FHLMC POOL SD0868 2.500% 02/01/52		09/01/2023	Paydown		30,900	30,900	30,226	30,238	0	662	0	662	0	30,900	0	0	0	485	02/01/2052	1.A
..3132QD-FD-3	FHLMC POOL SD2864 3.000% 03/01/52		09/01/2023	Paydown		228,248	228,248	201,964	0	26,284	0	26,284	0	228,248	0	0	0	1,280	03/01/2052	1.A	
..3132DII-D6-7	FHLMC POOL SD8225 3.000% 07/01/52		09/01/2023	Paydown		31,078	31,078	26,514	0	4,565	0	4,565	0	31,078	0	0	0	78	07/01/2052	1.A	
..3132DII-FE-8	FHLMC POOL SD8265 4.000% 11/01/52		09/01/2023	Paydown		8,756	8,756	7,958	7,962	0	794	0	794	0	8,756	0	0	0	234	11/01/2052	1.A
..3132DII-FF-5	FHLMC POOL SD8266 4.500% 11/01/52		09/01/2023	Paydown		27,933	27,933	26,178	26,186	0	1,747	0	1,747	0	27,933	0	0	0	834	11/01/2052	1.A
..3132DII-HZ-9	FHLMC POOL SD8348 5.000% 08/01/53		09/01/2023	Paydown		30,614	30,614	29,248	0	1,366	0	1,366	0	30,614	0	0	0	128	08/01/2053	1.A	
..3132L7-YL-7	FHLMC POOL V82515 3.500% 06/01/46		09/01/2023	Paydown		13,553	13,553	14,341	14,290	0	(737)	0	(737)	0	13,553	0	0	0	312	06/01/2046	1.A
..3132M4-KD-6	FHLMC GOLD POOL Q24192 4.000% 01/01/44		09/01/2023	Paydown		45,105	45,105	48,016	47,827	0	(2,721)	0	(2,721)	0	45,105	0	0	0	1,210	01/01/2044	1.A
..31335A-2S-6	FHLMC GOLD POOL G60785 4.000% 08/01/46		09/01/2023	Paydown		29,466	29,466	31,146	31,060	0	(1,594)	0	(1,594)	0	29,466	0	0	0	801	08/01/2046	1.A
..31335A-HN-1	FHLMC GOLD POOL G60237 4.500% 06/01/42		09/01/2023	Paydown		7,041	7,041	7,585	7,543	0	(502)	0	(502)	0	7,041	0	0	0	209	06/01/2042	1.A
..31335A-YK-8	FHLMC GOLD POOL G60714 4.000% 01/01/46		09/01/2023	Paydown		21,657	21,657	22,899	22,825	0	(1,168)	0	(1,168)	0	21,657	0	0	0	570	01/01/2046	1.A
..3133A7-HS-1	FHLMC POOL QB1141 2.500% 07/01/50		09/01/2023	Paydown		49,168	49,168	51,461	51,389	0	(2,221)	0	(2,221)	0	49,168	0	0	0	745	07/01/2050	1.A
..3133KN-HD-8	FHLMC POOL RA6528 2.500% 02/01/52		09/01/2023	Paydown		129,612	129,612	126,787	126,825	0	2,787	0	2,787	0	129,612	0	0	0	2,266	02/01/2052	1.A
..3136BH-MA-2	FNMA POOL 190379 5.500% 05/01/37		09/01/2023	Paydown		15,932	15,932	17,794	17,571	0	(1,640)	0	(1,640)	0	15,932	0	0	0	572	05/01/2037	1.A
..3136AD-3F-4	FNMA SERIES 2013-45 CLASS CB 4.000% 12/25/42		09/01/2023	Paydown		13,870	13,870	15,287	14,837	0	(967)	0	(967)	0	13,870	0	0	0	404	12/25/2042	1.A
..3137B0-XC-3	FHLMC MULTIFAMILY STRUCTURED SERIES 4182 CLASS KT 3.500% 05/15/41		09/01/2023	Paydown		12,621	12,621	13,660	13,014	0	(393)	0	(393)	0	12,621	0	0	0	312	05/15/2041	1.A
..3137BD-H7-4	FHLMC MULTIFAMILY STRUCTURED P SERIES 4384 CLASS BA 3.000% 08/15/43		09/01/2023	Paydown		36,873	36,873	35,121	36,092	0	781	0	781	0	36,873	0	0	0	733	08/15/2043	1.A
..3138AX-XV-8	FNMA POOL AJ6091 4.000% 12/01/41		09/01/2023	Paydown		3,771	3,771	4,037	4,019	0	(247)	0	(247)	0	3,771	0	0	0	100	12/01/2041	1.A
..3138E1-HX-8	FNMA POOL AJ8345 4.000% 12/01/41		09/01/2023	Paydown		2,197	2,197	2,351	2,330	0	(132)	0	(132)	0	2,197	0	0	0	59	12/01/2041	1.A
..3138EB-HH-8	FNMA POOL AK6544 3.000% 04/01/27		09/01/2023	Paydown		16,257	16,257	17,270	16,610	0	(353)	0	(353)	0	16,257	0	0	0	325	04/01/2027	1.A
..3138EG-HT-4	FNMA POOL AL0241 4.000% 04/01/41		09/01/2023	Paydown		11,274	11,274	12,111	11,939	0	(665)	0	(665)	0	11,274	0	0	0	301	04/01/2041	1.A
..3138EK-AR-6	FNMA POOL AL2715 3.500% 11/01/42		09/01/2023	Paydown		21,393	21,393	21,829	21,802	0	(409)	0	(409)	0	21,393	0	0	0	471	11/01/2042	1.A
..3138EK-NK-7	FNMA POOL AL3093 3.500% 02/01/43		09/01/2023	Paydown		11,991	11,991	12,703	12,621	0	(629)	0	(629)	0	11,991	0	0	0	300	02/01/2043	1.A

E05

STATEMENT AS OF SEPTEMBER 30, 2023 OF THE Wellpoint Tennessee, Inc.

SCHEDULE D - PART 4

Show All Long-Term Bonds and Stock Sold, Redeemed or Otherwise Disposed of During the Current Quarter

1	2	3	4	5	6	7	8	9	10	Change In Book/Adjusted Carrying Value					16	17	18	19	20	21	22
										11	12	13	14	15							
CUSIP Identification	Description	Foreign	Disposal Date	Name of Purchaser	Number of Shares of Stock	Consideration	Par Value	Actual Cost	Prior Year Book/Adjusted Carrying Value	Unrealized Valuation Increase/(Decrease)	Current Year's (Amortization)/Accretion	Current Year's Other Than Temporary Impairment Recognized	Total Change in Book/Adjusted Carrying Value (11 + 12 - 13)	Total Foreign Exchange Change in Book /Adjusted Carrying Value	Book/Adjusted Carrying Value at Disposal Date	Foreign Exchange Gain (Loss) on Disposal	Realized Gain (Loss) on Disposal	Total Gain (Loss) on Disposal	Bond Interest/Stock Dividends Received During Year	Stated Contractual Maturity Date	NAIC Designation, NAIC Designation Modifier and SVO Administrative Symbol
..3138EK-RG-2	FNMA POOL AL3186 5.500% 03/01/39		09/01/2023	Paydown		1,364	1,364	1,513	1,494	0	(130)	0	(130)	0	1,364	0	0	0	49	03/01/2039	1.A
..3138EL-U9-4	FNMA POOL AL3307 4.000% 11/01/42		09/01/2023	Paydown		10,364	10,364	10,780	10,735	0	(372)	0	(372)	0	10,364	0	0	0	273	11/01/2042	1.A
..3138EK-WIE-1	FNMA POOL AL3344 4.500% 10/01/42		09/01/2023	Paydown		5,331	5,331	5,713	5,669	0	(338)	0	(338)	0	5,331	0	0	0	157	10/01/2042	1.A
..3138EL-BR-3	FNMA POOL AL3647 4.000% 12/01/42		09/01/2023	Paydown		18,519	18,519	19,763	19,659	0	(1,141)	0	(1,141)	0	18,519	0	0	0	482	12/01/2042	1.A
..3138EP-DB-7	FNMA POOL AL6397 3.500% 01/01/30		09/01/2023	Paydown		36,354	36,354	38,370	37,854	0	(1,500)	0	(1,500)	0	36,354	0	0	0	849	01/01/2030	1.A
..3138ER-HV-5	FNMA POOL AL9243 4.500% 06/01/44		09/01/2023	Paydown		20,095	20,095	21,719	21,613	0	(1,518)	0	(1,518)	0	20,095	0	0	0	600	06/01/2044	1.A
..3138ET-DS-2	FNMA POOL AL8212 4.000% 01/01/43		09/01/2023	Paydown		25,832	25,832	26,954	26,886	0	(1,055)	0	(1,055)	0	25,832	0	0	0	686	01/01/2043	1.A
..3138IW-MF-4	FNMA POOL AS0357 4.000% 09/01/43		09/01/2023	Paydown		16,893	16,893	17,993	17,890	0	(997)	0	(997)	0	16,893	0	0	0	476	09/01/2043	1.A
..3138WC-TN-3	FNMA POOL AS3256 4.000% 09/01/44		09/01/2023	Paydown		16,832	16,832	17,964	17,873	0	(1,041)	0	(1,041)	0	16,832	0	0	0	466	09/01/2044	1.A
..3138WD-ZD-2	FNMA POOL AS4371 3.500% 02/01/45		09/01/2023	Paydown		8,123	8,123	8,338	8,324	0	(201)	0	(201)	0	8,123	0	0	0	184	02/01/2045	1.A
..3138WD-RW-3	FNMA POOL AS4100 4.500% 12/01/44		09/01/2023	Paydown		1,047	1,047	1,146	1,142	0	(96)	0	(96)	0	1,047	0	0	0	31	12/01/2044	1.A
..3138WE-RK-7	FNMA POOL AS4989 3.500% 05/01/45		09/01/2023	Paydown		23,109	23,109	23,766	23,720	0	(612)	0	(612)	0	23,109	0	0	0	540	05/01/2045	1.A
..3138WJ-GH-5	FNMA POOL AS8299 3.000% 11/01/46		09/01/2023	Paydown		32,668	32,668	32,510	32,516	0	152	0	152	0	32,668	0	0	0	645	11/01/2046	1.A
..3138Y3-MT-5	FNMA POOL AX2169 4.000% 11/01/44		09/01/2023	Paydown		4,236	4,236	4,514	4,495	0	(259)	0	(259)	0	4,236	0	0	0	113	11/01/2044	1.A
..3140Q2-V2-2	FNMA POOL 735288 5.000% 03/01/35		09/01/2023	Paydown		4,397	4,397	4,775	4,689	0	(292)	0	(292)	0	4,397	0	0	0	148	03/01/2035	1.A
..3140QD-DX-4	FNMA POOL 745418 5.500% 04/01/36		09/01/2023	Paydown		4,230	4,230	4,531	4,531	0	(301)	0	(301)	0	4,230	0	0	0	156	04/01/2036	1.A
..3140EV-VB-0	FNMA POOL BC1509 3.000% 08/01/46		09/01/2023	Paydown		43,353	43,353	45,249	45,102	0	(1,749)	0	(1,749)	0	43,353	0	0	0	868	08/01/2046	1.A
..3140H9-GH-0	FNMA POOL BJ7399 4.500% 11/01/48		09/01/2023	Paydown		25,818	25,818	26,596	26,568	0	(750)	0	(750)	0	25,818	0	0	0	814	11/01/2048	1.A
..3140HB-FH-6	FNMA POOL BJ9167 4.000% 05/01/48		09/01/2023	Paydown		23,682	23,682	24,173	24,159	0	(477)	0	(477)	0	23,682	0	0	0	607	05/01/2048	1.A
..3140J9-D4-0	FNMA POOL BM4622 4.000% 09/01/48		09/01/2023	Paydown		9,086	9,086	9,074	9,074	0	13	0	13	0	9,086	0	0	0	240	09/01/2048	1.A
..3140J9-J9-3	FNMA POOL BM4787 4.000% 10/01/33		09/01/2023	Paydown		15,717	15,717	16,033	15,991	0	(274)	0	(274)	0	15,717	0	0	0	416	10/01/2033	1.A
..3140J9-UP-4	FNMA POOL BM5089 5.500% 02/01/30		09/01/2023	Paydown		27,180	27,180	29,099	28,612	0	(1,432)	0	(1,432)	0	27,180	0	0	0	995	02/01/2030	1.A
..3140KE-SF-6	FNMA POOL BP6817 2.500% 05/01/50		09/01/2023	Paydown		44,089	44,089	46,177	46,113	0	(2,023)	0	(2,023)	0	44,089	0	0	0	702	05/01/2050	1.A
..3140ML-M9-8	FNMA POOL BV6683 3.500% 04/01/52		09/01/2023	Paydown		18,641	18,641	18,238	18,244	0	397	0	397	0	18,641	0	0	0	435	04/01/2052	1.A
..3140MM-AD-0	FNMA POOL BV7203 3.500% 04/01/52		09/01/2023	Paydown		13,227	13,227	12,949	12,951	0	276	0	276	0	13,227	0	0	0	284	04/01/2052	1.A
..3140QL-H4-1	FNMA POOL CB1150 3.000% 07/01/51		09/01/2023	Paydown		180,145	180,145	162,693	162,693	0	17,452	0	17,452	0	180,145	0	0	0	1,730	07/01/2051	1.A
..3140QL-MZ-6	FNMA POOL CB1275 2.500% 08/01/51		09/01/2023	Paydown		362,546	362,546	354,899	355,032	0	7,514	0	7,514	0	362,546	0	0	0	6,000	08/01/2051	1.A
..3141Q2-ZW-8	FNMA POOL 932389 4.500% 01/01/40		09/01/2023	Paydown		5,425	5,425	5,856	5,856	0	(431)	0	(431)	0	5,425	0	0	0	163	01/01/2040	1.A
..31416B-TA-6	FNMA POOL 995245 5.000% 01/01/39		09/01/2023	Paydown		6,724	6,724	7,355	7,261	0	(537)	0	(537)	0	6,724	0	0	0	228	01/01/2039	1.A
..31416C-D3-7	FNMA POOL 995722 5.000% 05/01/38		09/01/2023	Paydown		5,011	5,011	5,408	5,366	0	(355)	0	(355)	0	5,011	0	0	0	167	05/01/2038	1.A
..31416Y-XY-9	FNMA POOL AB3394 4.500% 08/01/41		09/01/2023	Paydown		4,236	4,236	4,604	4,579	0	(343)	0	(343)	0	4,236	0	0	0	131	08/01/2041	1.A
..31417G-CE-4	FNMA POOL AB9068 3.500% 04/01/43		09/01/2023	Paydown		3,968	3,968	4,216	4,165	0	(197)	0	(197)	0	3,968	0	0	0	92	04/01/2043	1.A
..31417G-CF-1	FNMA POOL AB9069 3.500% 04/01/43		09/01/2023	Paydown		3,069	3,069	3,267	3,238	0	(169)	0	(169)	0	3,069	0	0	0	72	04/01/2043	1.A
..31418A-GG-8	FNMA POOL MA1770 4.500% 02/01/44		09/01/2023	Paydown		1,708	1,708	1,822	1,833	0	(115)	0	(115)	0	1,708	0	0	0	51	02/01/2044	1.A
..31418A-JL-3	FNMA POOL MA1166 3.500% 09/01/32		09/01/2023	Paydown		11,213	11,213	11,892	11,680	0	(468)	0	(468)	0	11,213	0	0	0	261	09/01/2032	1.A
..31418D-MJ-8	FNMA POOL MA3960 3.000% 03/01/50		09/01/2023	Paydown		5,041	5,041	5,313	5,305	0	(265)	0	(265)	0	5,041	0	0	0	101	03/01/2050	1.A
..31418E-KS-8	FNMA POOL MA4804 4.000% 11/01/52		09/01/2023	Paydown		61,880	61,880	56,207	56,238	0	5,642	0	5,642	0	61,880	0	0	0	1,654	11/01/2052	1.A
..31418E-KT-6	FNMA POOL MA4805 4.500% 11/01/52		09/01/2023	Paydown		93,482	93,482	87,519	87,551	0	5,932	0	5,932	0	93,482	0	0	0	2,764	11/01/2052	1.A
..31418E-SR-2	FNMA POOL MA5027 4.000% 05/01/53		09/01/2023	Paydown		198,120	198,120	186,953	186,953	0	11,167	0	11,167	0	198,120	0	0	0	1,245	05/01/2053	1.A
..31418E-T5-9	FNMA POOL MA5071 5.000% 07/01/53		09/01/2023	Paydown		271,780	271,780	267,788	267,788	0	3,992	0	3,992	0	271,780	0	0	0	2,532	07/01/2053	1.A
..31419D-4K-4	FNMA POOL AE3525 4.000% 03/01/41		09/01/2023	Paydown		1,423	1,423	1,530	1,522	0	(99)	0	(99)	0	1,423	0	0	0	38	03/01/2041	1.A
..57422L-AA-1	MARYLAND ST ECON DEV CORP FED SERIES 144A 3.997% 04/01/34		08/29/2023	Paine Webber		309,020	400,000	317,020	318,198	0	3,046	0	3,046	0	321,244	0	(12,224)	(12,224)	14,656	04/01/2034	2.C FE
0909999999	Subtotal - Bonds - U.S. Special Revenues					4,941,125	4,958,603	5,108,460	4,073,573	0	41,214	0	41,214	0	4,989,947	0	(48,823)	(48,823)	165,673	XXX	XXX
..00177T-AJ-2	AMERICAN MONEY MANAGEMENT SERIES 2017-20A CLASS AR 144A 6.442% 04/17/29		07/18/2023	Paydown		97,338	97,338	97,338	97,338	0	0	0	0	0	97,338	0	0	0	4,118	04/17/2029	1.A FE

STATEMENT AS OF SEPTEMBER 30, 2023 OF THE Wellpoint Tennessee, Inc.

SCHEDULE D - PART 4

Show All Long-Term Bonds and Stock Sold, Redeemed or Otherwise Disposed of During the Current Quarter

1	2	3	4	5	6	7	8	9	10	Change In Book/Adjusted Carrying Value					16	17	18	19	20	21	22
										11	12	13	14	15							
CUSIP Identification	Description	Foreign	Disposal Date	Name of Purchaser	Number of Shares of Stock	Consideration	Par Value	Actual Cost	Prior Year Book/ Adjusted Carrying Value	Unrealized Valuation Increase/ (Decrease)	Current Year's (Amortization)/ Accretion	Current Year's Other Than Temporary Impairment Recognized	Total Change in Book/ Adjusted Carrying Value (11 + 12 - 13)	Total Foreign Exchange Change in Book /Adjusted Carrying Value	Book/ Adjusted Carrying Value at Disposal Date	Foreign Exchange Gain (Loss) on Disposal	Realized Gain (Loss) on Disposal	Total Gain (Loss) on Disposal	Bond Interest/ Stock Dividends Received During Year	Stated Contractual Maturity Date	NAIC Designation, NAIC Designation Modifier and SVO Administrative Symbol
..02660L-AB-6	AMERICAN HOME MORTGAGE ASSETS SERIES 2006-4 CLASS 1A12 4.018% 10/25/46		09/25/2023	Paydown		17,107	17,107	11,419	9,154	2,341	5,612	0	7,953	0	17,107	0	0	0	453	10/25/2046	1.A FM
..03766G-AL-6	APIDOS CLO SERIES 2017-26A CLASS A1AR 144 6.472% 07/18/29		07/18/2023	Paydown		78,412	78,412	78,412	78,412	0	0	0	0	0	78,412	0	0	0	3,358	07/18/2029	1.A FE
..04288B-AB-6	ARSENAL AIC PARENT LLC SERIES 144A 8.000% 10/01/30		07/28/2023	Various		405,295	400,000	400,000	0	0	0	0	0	400,000	0	5,295	5,295	0	0	10/01/2030	3.C FE
..056162-AN-0	BABSON CLO LTD SERIES 2015-1A CLASS AR 144A 6.563% 01/20/31		07/20/2023	Paydown		9,698	9,698	9,698	9,698	0	0	0	0	9,698	0	0	0	0	423	01/20/2031	1.A FE
..125523-AF-7	CIGNA CORP SERIES WI 3.750% 07/15/23		07/15/2023	Maturity		553,000	553,000	552,743	552,965	0	35	0	35	0	553,000	0	0	0	20,738	07/15/2023	2.A FE
..12662G-AC-2	CREDIT SUISSE MORTGAGE TRUST SERIES 2021-RPL4 CLASS A1 144A 1.796% 12/27/60		09/25/2023	Paydown		145,696	145,696	145,695	145,695	0	1	0	1	0	145,696	0	0	0	1,758	12/27/2060	2.B Z
..12669G-PR-6	COUNTRYWIDE HOME LOANS SERIES 2005-2 CLASS 2A1 4.797% 03/25/35		09/25/2023	Paydown		3,673	3,673	3,533	3,544	0	129	0	129	0	3,673	0	0	0	113	03/25/2035	1.A FM
..14314B-AL-1	CARLYLE GLOBAL MARKET STRATEGI SERIES 2017-1A CLASS A1R 144A 6.588% 04/20/31		07/20/2023	Paydown		11,346	11,346	11,355	11,352	0	(5)	0	(5)	0	11,346	0	0	0	496	04/20/2031	1.A FE
..20268W-AA-2	COMMONBOND STUDENT LOAN T SERIES 2021-AGS CLASS A 144A 1.200% 03/25/52		09/25/2023	Paydown		67,609	67,609	53,792	53,964	0	13,645	0	13,645	0	67,609	0	0	0	539	03/25/2052	1.A FE
..24381Y-AA-2	DEEPHAVEN RESIDENTIAL MORTGA SERIES 2022-3 CLASS A1 144A 5.300% 07/25/67		09/01/2023	Paydown		270,735	270,735	269,466	0	0	1,269	0	1,269	0	270,735	0	0	0	8,735	07/25/2067	1.A FE
..247361-ZX-9	DELTA AIR LINES INC SERIES 144A 7.000% 05/01/25		07/14/2023	Merrill Lynch Pierce Fenner		460,688	450,000	450,038	450,019	0	(4)	0	(4)	0	450,015	0	10,673	10,673	22,488	05/01/2025	2.C FE
..268432-AA-9	ELLINGTON FINANCIAL MORTGAGE T SERIES 2022-4 CLASS A1 144A 5.900% 09/25/67		09/01/2023	Paydown		213,657	213,657	211,061	211,073	0	2,584	0	2,584	0	213,657	0	0	0	8,530	09/25/2067	1.A FE
..36318W-AK-6	GALAXY CLO LTD SERIES 2013-15A CLASS APR 144A 6.540% 10/15/30		07/15/2023	Paydown		144,127	144,127	144,127	144,127	0	0	0	0	0	144,127	0	0	0	6,206	10/15/2030	1.A FE
..39807U-AD-8	GREYSTAR REAL ESTATE PAR SERIES 144A 7.750% 09/01/30		08/09/2023	Various		636,000	630,000	630,000	0	0	0	0	0	630,000	0	6,000	6,000	0	0	09/01/2030	3.C FE
..41984L-AA-5	HAWAIIAN BRAND INTELLECT SERIES 144A 5.750% 01/20/26		09/12/2023	Various		487,200	530,000	510,774	479,650	33,114	3,635	0	36,749	0	516,398	0	(29,198)	(29,198)	27,376	01/20/2026	4.A FE
..48250L-AW-9	KKR FINANCIAL CLO LTD SERIES 9 CLASS AR2 144A 6.520% 07/15/30		07/15/2023	Paydown		189,072	189,072	189,072	189,072	0	0	0	0	0	189,072	0	0	0	8,112	07/15/2030	1.A FE
..52474H-AA-8	LEGACY MORTGAGE ASSET TRUST SERIES 2020-RPL1 CLASS A1 144A 3.000% 09/25/59		09/01/2023	Paydown		13,702	13,702	12,674	12,675	0	1,027	0	1,027	0	13,702	0	0	0	272	09/25/2059	1.A FE
..52474N-AA-5	LEGACY MORTGAGE ASSET TRUST SERIES 2020-GS3 CLASS A1 144A 6.250% 05/25/60		09/25/2023	Paydown		11,066	11,066	11,160	11,147	0	(80)	0	(80)	0	11,066	0	0	0	330	05/25/2060	2.B Z
..52475P-AA-9	LEGACY MORTGAGE ASSET TRUST SERIES 2021-SL1 CLASS A 144A 1.991% 09/25/60		09/25/2023	Paydown		104,901	104,901	104,901	104,901	0	0	0	0	0	104,901	0	0	0	1,394	09/25/2060	1.F Z
..52729B-BT-9	LEVEL 3 FINANCING INC SERIES 144A 3.750% 07/15/29		08/23/2023	Goldman Sachs & Co		223,250	380,000	380,000	273,361	106,639	0	0	106,639	0	380,000	0	(156,750)	(156,750)	15,833	07/15/2029	4.A FE
..542514-EU-4	LONG BEACH MORTGAGE LOAN TRU SERIES 2004-1 CLASS M1 6.184% 02/25/34		09/25/2023	Paydown		16,312	16,312	16,159	16,187	0	125	0	125	0	16,312	0	0	0	601	02/25/2034	1.A FM
..552751-AA-7	MFRA TRUST SERIES 2020-NQM2 CLASS A1 144A 1.381% 04/25/65		09/01/2023	Paydown		109,537	109,537	109,535	109,489	0	48	0	48	0	109,537	0	0	0	1,004	04/25/2065	1.A FE
..55293A-AA-5	MHC COMMERCIAL MORTGAGE TRUST SERIES 2021-MHC2 CLASS A 144A 6.297% 05/15/38		09/15/2023	Paydown		2,066,805	2,066,805	1,994,467	0	0	72,338	0	72,338	0	2,066,805	0	0	0	63,262	05/15/2038	1.A
..566061-AL-1	MARBLE POINT CLO X LTD SERIES 2017-1A CLASS AR 144A 6.610% 10/15/30		07/15/2023	Paydown		325,172	325,172	325,172	325,172	0	0	0	0	0	325,172	0	0	0	14,174	10/15/2030	1.A FE
..57643L-GZ-3	MASTR ASSET BACKED SECURITIES SERIES 2005-WMC1 CLASS M4 6.788% 03/25/35		09/25/2023	Paydown		62,515	62,515	62,564	62,555	0	(40)	0	(40)	0	62,515	0	0	0	1,294	03/25/2035	1.A FM
..57645R-AA-9	MASTR ADJUSTABLE RATE MORTGA SERIES 2007-HF1 CLASS A1 5.914% 05/25/37		09/25/2023	Paydown		16,377	16,377	8,662	8,662	0	7,715	0	7,715	0	16,377	0	0	0	251	05/25/2037	1.A FM
..59801M-AL-2	MIDOCEN CREDIT CLO SERIES 2018-8A CLASS A1R 144A 6.429% 02/20/31		08/21/2023	Paydown		69,781	69,781	69,781	69,781	0	0	0	0	0	69,781	0	0	0	3,196	02/20/2031	1.A FE

E05.2

STATEMENT AS OF SEPTEMBER 30, 2023 OF THE Wellpoint Tennessee, Inc.

SCHEDULE D - PART 4

Show All Long-Term Bonds and Stock Sold, Redeemed or Otherwise Disposed of During the Current Quarter

1	2	3	4	5	6	7	8	9	10	Change In Book/Adjusted Carrying Value					16	17	18	19	20	21	22
										11	12	13	14	15							
CUSIP Identification	Description	Foreign	Disposal Date	Name of Purchaser	Number of Shares of Stock	Consideration	Par Value	Actual Cost	Prior Year Book/Adjusted Carrying Value	Unrealized Valuation Increase/(Decrease)	Current Year's (Amortization)/Accretion	Current Year's Other Than Temporary Impairment Recognized	Total Change in Book/Adjusted Carrying Value (11 + 12 - 13)	Total Foreign Exchange Change in Book /Adjusted Carrying Value	Book/Adjusted Carrying Value at Disposal Date	Foreign Exchange Gain (Loss) on Disposal	Realized Gain (Loss) on Disposal	Total Gain (Loss) on Disposal	Bond Interest/Stock Dividends Received During Year	Stated Contractual Maturity Date	NAIC Designation, NAIC Designation Modifier and SVO Administrative Symbol
..599191-AA-1	MILEAGE PLUS HLDINGS LLC SERIES 144A 6.500% 06/20/27		09/20/2023	Redemption 100.0000		45,000	45,000	47,920	44,450	0	1,788	0	1,788	0	46,238	0	(1,238)	(1,238)	2,194	06/20/2027	2.C FE
..59981T-AC-9	MILL CITY MORTGAGE TRUST SERIES 2019-GS2 CLASS A1 144A 2.750% 08/25/59		09/01/2023	Paydown		17,040	17,040	15,688	15,689	0	1,352	0	1,352	0	17,040	0	0	0	318	08/25/2059	1.A
..61744C-HA-7	MORGAN STANLEY CAPITAL INC SERIES 2004-HE8 CLASS M1 6.431% 09/25/34		09/25/2023	Paydown		5,429	5,429	5,239	5,282	0	147	0	147	0	5,429	0	0	0	133	09/25/2034	1.A FM
..62917J-AA-8	NMLT TRUST SERIES 2021-INV2 CLASS A1 144A 1.162% 08/25/56		09/01/2023	Paydown		288,326	288,326	226,032	227,344	0	60,982	0	60,982	0	288,326	0	0	0	2,202	08/25/2056	1.A FE
..62955R-AA-3	NEW YORK MORTGAGE TRUST SERIES 2021-SP1 CLASS A1 144A 1.670% 08/25/61		09/01/2023	Paydown		143,709	143,709	143,709	143,709	0	0	0	0	0	143,709	0	0	0	1,653	08/25/2061	2.B Z
..64352V-NV-3	NEW CENTURY HOME EQUITY LN TR SERIES 05-C CLASS A2D 3.251% 12/25/35		09/25/2023	Paydown		181,644	181,644	179,777	181,036	0	608	0	608	0	181,644	0	0	0	4,153	12/25/2035	1.A FM
..64831E-AB-6	NEW RESIDENTIAL MORTGAGE LOAN SERIES 2021-NQ2R CLASS A2 144A 1.147% 10/25/58		09/01/2023	Paydown		48,378	48,378	48,378	48,363	0	15	0	15	0	48,378	0	0	0	380	10/25/2058	1.A
..64831E-AC-4	NEW RESIDENTIAL MORTGAGE LOAN SERIES 2021-NQ2R CLASS A3 144A 1.353% 10/25/58		09/01/2023	Paydown		35,032	35,032	35,032	35,019	0	13	0	13	0	35,032	0	0	0	325	10/25/2058	1.A
..64831M-AA-0	NEW RESIDENTIAL MORTGAGE LOAN SERIES 2022-NQ2 CLASS A1 144A 3.079% 03/27/62		09/01/2023	Paydown		192,612	192,612	173,231	173,901	0	18,711	0	18,711	0	192,612	0	0	0	4,079	03/27/2062	1.A
..654740-BL-2	NISSAN MOTOR ACCEPTANCE SERIES 144A 3.875% 09/21/23		09/21/2023	Maturity		530,000	530,000	529,809	529,970	0	30	0	30	0	530,000	0	0	0	20,538	09/21/2023	3.A FE
..67111K-AJ-9	OZLM LTD SERIES 2017-16A CLASS A1R 144A 6.663% 05/16/30		08/16/2023	Paydown		593,988	593,988	593,988	593,988	0	0	0	0	0	593,988	0	0	0	26,916	05/16/2030	1.A FE
..67571E-AB-3	OCTANE RECEIVABLES TRUST SERIES 2022-1A CLASS A2 144A 4.180% 03/20/28		09/20/2023	Paydown		291,310	291,310	291,282	291,287	0	22	0	22	0	291,310	0	0	0	8,109	03/20/2028	1.C FE
..69546R-AA-4	PAGAYA AI DEBT SELECTION TRUST SERIES 2021-3 CLASS A 144A 1.150% 05/15/29		09/15/2023	Paydown		201,754	201,754	201,754	201,754	0	0	0	0	0	201,754	0	0	0	1,541	05/15/2029	1.F FE
..69702H-AA-6	PALMER SQUARE LOAN FUNDING LTD SERIES 2021-4A CLASS A1 144A 6.370% 10/15/29		07/15/2023	Paydown		69,463	69,463	69,463	69,463	0	0	0	0	0	69,463	0	0	0	2,901	10/15/2029	1.A FE
..71424V-AA-8	PERMIAN RESOURC OPTG LLC SERIES 144A 7.000% 01/15/32		09/07/2023	J P Morgan		70,088	70,000	70,000	0	0	0	0	0	70,000	0	88	88	0	0	01/15/2032	3.B FE
..74140Q-AA-6	PRETIUM MORTGAGE CREDIT PARTN SERIES 2021-RN1 CLASS A1 144A 1.992% 02/25/61		09/25/2023	Paydown		203,980	203,980	203,980	203,979	0	1	0	1	0	203,980	0	0	0	2,800	02/25/2061	2.B Z
..78449A-AA-0	SLAM 2021 1 LLC SERIES 2021-1A CLASS A 144A 2.434% 06/15/46		09/15/2023	Paydown		15,600	15,600	15,599	15,600	0	0	0	0	0	15,600	0	0	0	253	06/15/2046	1.F FE
..83610C-AW-1	SOUND POINT CLO LTD SERIES 2016-2A CLASS AR2 144A 6.638% 10/20/28		07/20/2023	Paydown		441,183	441,183	441,183	441,183	0	0	0	0	0	441,183	0	0	0	19,454	10/20/2028	1.A FE
..83610J-AJ-2	SOUND POINT CLO LTD SERIES 2017-2A CLASS AR 144A 6.593% 07/25/30		07/25/2023	Paydown		786,224	786,224	786,224	786,224	0	0	0	0	0	786,224	0	0	0	34,514	07/25/2030	1.A FE
..84751P-EU-9	SPECIALTY UNDERWRITING & RESID SERIES 2005-BC1 CLASS M4 6.630% 12/25/35		09/25/2023	Paydown		43,069	43,069	42,968	42,990	0	79	0	79	0	43,069	0	0	0	1,254	12/25/2035	1.A FM
..88240T-AA-9	TEXAS ELECTRIC MKT STABL SERIES A-1 144A 4.265% 08/01/34		08/01/2023	Redemption 100.0000		31,087	31,087	30,377	0	0	30	0	30	0	30,407	0	680	680	663	08/01/2034	1.A FE
..88339V-AA-6	THEOREM FUNDING TRUST SERIES 2021-1A CLASS A 144A 1.210% 12/15/27		09/15/2023	Paydown		32,375	32,375	32,373	32,374	0	1	0	1	0	32,375	0	0	0	253	12/15/2027	1.G FE
..88339X-AA-2	THEOREM FUNDING TRUST SERIES 2022-1A CLASS A 144A 1.850% 02/15/28		09/15/2023	Paydown		227,702	227,702	227,309	227,479	0	223	0	223	0	227,702	0	0	0	2,792	02/15/2028	1.G FE
..89176U-AN-4	TOWD POINT MORTGAGE TRUST SERIES 2020-2 CLASS A1A 144A 1.636% 04/25/60		09/01/2023	Paydown		13,685	13,685	11,966	11,976	0	1,709	0	1,709	0	13,685	0	0	0	153	04/25/2060	1.A
..89177H-AA-0	TOWD POINT MORTGAGE TRUST SERIES 2019-HY2 CLASS A1 144A 6.513% 05/25/58		09/25/2023	Paydown		95,933	95,933	96,668	96,361	0	(428)	0	(428)	0	95,933	0	0	0	2,929	05/25/2058	1.A
..90931L-AA-6	UNITED AIR 2016 1 AA PTT SERIES AA 3.100% 01/07/30		07/07/2023	Redemption 100.0000		39,574	39,574	36,013	0	0	159	0	159	0	36,172	0	3,402	3,402	613	01/07/2030	1.F FE

E05.3

STATEMENT AS OF SEPTEMBER 30, 2023 OF THE Wellpoint Tennessee, Inc.

SCHEDULE D - PART 4

Show All Long-Term Bonds and Stock Sold, Redeemed or Otherwise Disposed of During the Current Quarter

1	2	3	4	5	6	7	8	9	10	Change In Book/Adjusted Carrying Value					16	17	18	19	20	21	22		
										11	12	13	14	15									
CUSIP Identification	Description	Foreign	Disposal Date	Name of Purchaser	Number of Shares of Stock	Consideration	Par Value	Actual Cost	Prior Year Book/Adjusted Carrying Value	Unrealized Valuation Increase/(Decrease)	Current Year's (Amortization)/Accretion	Current Year's Other Than Temporary Impairment Recognized	Total Change in Book/Adjusted Carrying Value (11 + 12 - 13)	Total Foreign Exchange Change in Book /Adjusted Carrying Value	Book/Adjusted Carrying Value at Disposal Date	Foreign Exchange Gain (Loss) on Disposal	Realized Gain (Loss) on Disposal	Total Gain (Loss) on Disposal	Bond Interest/Stock Dividends Received During Year	Stated Contractual Maturity Date	NAIC Designation, NAIC Designation Modifier and SVO Administrative Symbol		
..90932V-AA-3	UNITED AIR 2020 1 B PTT 4.875% 07/15/27 ...		07/15/2023	Redemption	100,000		8,470	8,470	8,576	8,544	0	(8)	(8)	0	8,535	0	(65)	(65)	310	07/15/2027	2.B FE		
..92331E-AF-3	VENTURE CDO LTD SERIES 2017-29A CLASS AR 144A		08/15/2023	Paydown			410,131	410,131	410,131	410,131	0	0	0	0	410,131	0	0	0	18,415	09/07/2030	1.A FE		
..92331M-AE-8	VENTURE CLO LTD SERIES 2017-26A CLASS AR 144A		07/20/2023	Paydown			218,311	218,311	218,311	218,311	0	0	0	0	218,311	0	0	0	9,709	01/20/2029	1.A FE		
..92558B-AJ-7	VIBRANT CLO LTD SERIES 2017-7A CLASS AIR 144A		07/20/2023	Paydown			637,198	637,198	637,198	637,198	0	0	0	0	637,198	0	0	0	28,049	09/15/2030	1.A FE		
..92558E-AJ-1	VIBRANT CLO LTD SERIES 2017-6A CLASS AR 144A		09/20/2023	Paydown			95,874	95,874	95,874	95,874	0	0	0	0	95,874	0	0	0	4,397	06/20/2029	1.A FE		
..92911U-AJ-7	VOYA CLO LTD SERIES 2016-2A CLASS AIR 144A		07/19/2023	Paydown			116,701	116,701	116,701	116,701	0	0	0	0	116,701	0	0	0	5,238	07/19/2028	1.A FE		
..380881-ER-9	GOLDEN CREDIT CARD TRUST SERIES 2018-4A CLASS A 144A 3.440% 08/15/25	A	08/15/2023	Paydown			4,250,000	4,250,000	4,305,449	4,258,228	0	(8,228)	(8,228)	0	4,250,000	0	0	0	97,467	08/15/2025	1.A FE		
..22546D-AA-4	CREDIT SUISSE GROUP AG SERIES 144A 6.500% 08/08/23	D	08/08/2023	Maturity			1,000,000	1,000,000	1,029,150	967,000	46,932	(13,932)	33,000	0	1,000,000	0	0	0	65,000	08/08/2023	3.A FE		
..50202K-AA-4	LADDER CAPITAL COMMERCIAL MOR SERIES 2021-FL2 CLASS A 144A 6.222% 12/13/38	D	09/18/2023	Paydown			3,150	3,150	3,150	3,150	0	0	0	0	3,150	0	0	0	146	12/13/2038	1.A FE		
..654744-AA-9	NISSAN MOTOR CO SERIES 144A 3.043% 09/15/23	D	09/15/2023	Maturity			1,300,000	1,300,000	1,300,000	1,300,000	0	0	0	0	1,300,000	0	0	0	39,559	09/15/2023	3.A FE		
..88167A-AN-1	TEVA PHARMACEUTICALS NE SERIES WI 7.125% 01/31/25	D	09/12/2023	Various			1,164,350	1,160,000	1,185,827	1,153,492	20,198	(5,091)	15,107	0	1,168,600	0	(4,250)	(4,250)	92,752	01/31/2025	3.C FE		
..91835R-AA-8	VMC FINANCE LLC SERIES 2021-FL4 CLASS A 144A 6.545% 06/16/36	D	09/18/2023	Paydown			3,185	3,185	3,185	3,185	0	0	0	0	3,185	0	0	0	126	06/16/2036	1.A FE		
1109999999. Subtotal - Bonds - Industrial and Miscellaneous (Unaffiliated)							20,661,626	20,834,755	20,733,112	17,021,228	209,224	166,217	0	375,441	0	20,826,989	0	(165,363)	(165,363)	717,342	XXX	XXX	
..025816-CH-0	AMERICAN EXPRESS CO 3.550% Perpet.		07/25/2023	Paribas			1,823,800	2,200,000	2,200,000	2,200,000	0	0	0	0	2,200,000	0	(376,200)	(376,200)	35,094	01/01/9999	2.C FE		
..857477-BA-0	STATE STREET CORP SERIES H 5.625% Perpet.		08/04/2023	J P Morgan			577,434	600,000	623,940	623,940	0	0	0	0	623,940	0	(46,506)	(46,506)	21,844	01/01/9999	2.A FE		
..949746-RG-8	WELLS FARGO & COMPANY SERIES S 5.900% Perpet.		08/15/2023	UBS Securities Inc			1,381,100	1,400,000	1,509,620	1,509,620	0	0	0	0	1,509,620	0	(128,521)	(128,521)	55,526	01/01/9999	2.B FE		
1309999999. Subtotal - Bonds - Hybrid Securities							3,782,334	4,200,000	4,333,560	4,333,560	0	0	0	0	4,333,560	0	(551,227)	(551,227)	112,464	XXX	XXX		
2509999997. Total - Bonds - Part 4							30,943,893	31,552,166	32,105,095	27,020,200	209,224	174,398	0	383,622	0	31,709,304	0	(765,413)	(765,413)	1,071,869	XXX	XXX	
2509999998. Total - Bonds - Part 5							XXX	XXX	XXX	XXX	XXX	XXX	XXX	XXX	XXX	XXX	XXX	XXX	XXX	XXX	XXX	XXX	XXX
2509999999. Total - Bonds							30,943,893	31,552,166	32,105,095	27,020,200	209,224	174,398	0	383,622	0	31,709,304	0	(765,413)	(765,413)	1,071,869	XXX	XXX	
4509999997. Total - Preferred Stocks - Part 4								XXX													XXX	XXX	
4509999998. Total - Preferred Stocks - Part 5							XXX	XXX	XXX	XXX	XXX	XXX	XXX	XXX	XXX	XXX	XXX	XXX	XXX	XXX	XXX	XXX	XXX
4509999999. Total - Preferred Stocks								XXX													XXX	XXX	
5989999997. Total - Common Stocks - Part 4								XXX													XXX	XXX	
5989999998. Total - Common Stocks - Part 5							XXX	XXX	XXX	XXX	XXX	XXX	XXX	XXX	XXX	XXX	XXX	XXX	XXX	XXX	XXX	XXX	XXX
5989999999. Total - Common Stocks								XXX													XXX	XXX	
5999999999. Total - Preferred and Common Stocks								XXX													XXX	XXX	
6009999999 - Totals							30,943,893	XXX	32,105,095	27,020,200	209,224	174,398	0	383,622	0	31,709,304	0	(765,413)	(765,413)	1,071,869	XXX	XXX	

E05.4

Schedule DB - Part A - Section 1 - Options, Caps, Floors, Collars, Swaps and Forwards Open

N O N E

Schedule DB - Part B - Section 1 - Futures Contracts Open

N O N E

Schedule DB - Part B - Section 1B - Brokers with whom cash deposits have been made

N O N E

Schedule DB - Part D - Section 1 - Counterparty Exposure for Derivative Instruments Open

N O N E

Schedule DB - Part D-Section 2 - Collateral for Derivative Instruments Open - Pledged By

N O N E

Schedule DB - Part D-Section 2 - Collateral for Derivative Instruments Open - Pledged To

N O N E

Schedule DB - Part E - Derivatives Hedging Variable Annuity Guarantees

N O N E

STATEMENT AS OF SEPTEMBER 30, 2023 OF THE Wellpoint Tennessee, Inc.

SCHEDULE DL - PART 1
SECURITIES LENDING COLLATERAL ASSETS

Reinvested Collateral Assets Owned Current Statement Date

(Securities lending collateral assets reported in aggregate on Line 10 of the Assets page and not included on Schedules A, B, BA, D, DB and E)

1	2	3	4	5	6	7
CUSIP Identification	Description	Code	NAIC Designation, NAIC Designation Modifier and SVO Administrative Symbol	Fair Value	Book/Adjusted Carrying Value	Maturity Date
912803-GC-1	UNITED STATES OF AMERICA BOND ZERO CPN 15/NOV/2051 USD 100		1.A	8,598	8,598	11/15/2051
912803-GK-3	UNITED STATES OF AMERICA BOND ZERO CPN 15/AUG/2052 USD 100		1.A	5,721	5,721	08/15/2052
912803-GS-6	UNITED STATES OF AMERICA BOND ZERO CPN 15/MAY/2053 USD 100		1.A	3,103	3,103	05/15/2053
912810-ET-1	UNITED STATES OF AMERICA BOND FIXED 7.625% 15/FEB/2025 USD 100		1.A	1,312	1,312	02/15/2025
912810-QH-4	UNITED STATES OF AMERICA BOND FIXED 4.375% 15/MAY/2040 USD 100		1.A	3,037	3,037	05/15/2040
912810-QQ-4	UNITED STATES OF AMERICA BOND FIXED 4.375% 15/MAY/2041 USD 100		1.A	6,039	6,039	05/15/2041
912810-QS-0	UNITED STATES OF AMERICA BOND FIXED 3.75% 15/AUG/2041 USD 100		1.A	7,579	7,579	08/15/2041
912810-QT-8	UNITED STATES OF AMERICA BOND FIXED 3.125% 15/NOV/2041 USD 100		1.A	1,108	1,108	11/15/2041
912810-QW-1	UNITED STATES OF AMERICA BOND FIXED 3% 15/MAY/2042 USD 100		1.A	2,941	2,941	05/15/2042
912810-QZ-4	UNITED STATES OF AMERICA BOND FIXED 3.125% 15/FEB/2043 USD 100		1.A	584	584	02/15/2043
912810-RA-8	UNITED STATES OF AMERICA BOND FIXED 0.625% 15/FEB/2043 USD 100		1.A	2,641	2,641	02/15/2043
912810-RB-6	UNITED STATES OF AMERICA BOND FIXED 2.875% 15/MAY/2043 USD 100		1.A	3,827	3,827	05/15/2043
912810-RC-4	UNITED STATES OF AMERICA BOND FIXED 3.625% 15/AUG/2043 USD 100		1.A	945	945	08/15/2043
912810-RE-0	UNITED STATES OF AMERICA BOND FIXED 3.625% 15/FEB/2044 USD 100		1.A	5,279	5,279	02/15/2044
912810-RT-7	UNITED STATES OF AMERICA BOND FIXED 2.25% 15/AUG/2046 USD 100		1.A	1,751	1,751	08/15/2046
912810-RV-2	UNITED STATES OF AMERICA BOND FIXED 3% 15/FEB/2047 USD 100		1.A	1,001	1,001	02/15/2047
912810-RY-6	UNITED STATES OF AMERICA BOND FIXED 2.75% 15/AUG/2047 USD 100		1.A	771	771	08/15/2047
912810-SA-7	UNITED STATES OF AMERICA BOND FIXED 3% 15/FEB/2048 USD 100		1.A	2,227	2,227	02/15/2048
912810-SD-1	UNITED STATES OF AMERICA BOND FIXED 3% 15/AUG/2048 USD 100		1.A	1,668	1,668	08/15/2048
912810-SH-2	UNITED STATES OF AMERICA BOND FIXED 2.875% 15/MAY/2049 USD 100		1.A	3,881	3,881	05/15/2049
912810-SJ-8	UNITED STATES OF AMERICA BOND FIXED 2.25% 15/AUG/2049 USD 100		1.A	710	710	08/15/2049
912810-SK-5	UNITED STATES OF AMERICA BOND FIXED 2.375% 15/NOV/2049 USD 100		1.A	4,183	4,183	11/15/2049
912810-SL-3	UNITED STATES OF AMERICA BOND FIXED 2% 15/FEB/2050 USD 100		1.A	5,543	5,543	02/15/2050
912810-SN-9	UNITED STATES OF AMERICA BOND FIXED 1.25% 15/MAY/2050 USD 100		1.A	2,104	2,104	05/15/2050
912810-SP-4	UNITED STATES OF AMERICA BOND FIXED 1.375% 15/AUG/2050 USD 100		1.A	1,281	1,281	08/15/2050
912810-SQ-2	UNITED STATES OF AMERICA BOND FIXED 1.125% 15/AUG/2040 USD 100		1.A	2,587	2,587	08/15/2040
912810-SR-0	UNITED STATES OF AMERICA BOND FIXED 1.125% 15/MAY/2040 USD 100		1.A	1,529	1,529	05/15/2040
912810-ST-6	UNITED STATES OF AMERICA BOND FIXED 1.375% 15/NOV/2040 USD 100		1.A	1,493	1,493	11/15/2040
912810-SI-9	UNITED STATES OF AMERICA BOND FIXED 1.875% 15/FEB/2041 USD 100		1.A	3,807	3,807	02/15/2041
912810-SX-7	UNITED STATES OF AMERICA BOND FIXED 2.375% 15/MAY/2051 USD 100		1.A	8,426	8,426	05/15/2051
912810-SY-5	UNITED STATES OF AMERICA BOND FIXED 2.25% 15/MAY/2041 USD 100		1.A	2,798	2,798	05/15/2041
912810-SZ-2	UNITED STATES OF AMERICA BOND FIXED 2% 15/AUG/2051 USD 100		1.A	2,241	2,241	08/15/2051
912810-TC-2	UNITED STATES OF AMERICA BOND FIXED 2% 15/NOV/2041 USD 100		1.A	7,042	7,042	11/15/2041
912810-TD-0	UNITED STATES OF AMERICA BOND FIXED 2.25% 15/FEB/2052 USD 100		1.A	3,857	3,857	02/15/2052
912810-TH-1	UNITED STATES OF AMERICA BOND FIXED 3.25% 15/MAY/2042 USD 100		1.A	14,679	14,679	05/15/2042
912810-TK-4	UNITED STATES OF AMERICA BOND FIXED 3.375% 15/AUG/2042 USD 100		1.A	5,124	5,124	08/15/2042
912810-TM-0	UNITED STATES OF AMERICA BOND FIXED 4% 15/NOV/2042 USD 100		1.A	1,023	1,023	11/15/2042
912810-TR-9	UNITED STATES OF AMERICA BOND FIXED 3.625% 15/MAY/2053 USD 100		1.A	820	820	05/15/2053
912828-2A-7	UNITED STATES OF AMERICA NOTES FIXED 1.5% 15/AUG/2026 USD 100		1.A	3,859	3,859	08/15/2026
912828-2R-0	UNITED STATES OF AMERICA NOTES FIXED 2.25% 15/AUG/2027 USD 100		1.A	1,153	1,153	08/15/2027
912828-3F-5	UNITED STATES OF AMERICA NOTES FIXED 2.25% 15/NOV/2027 USD 100		1.A	8,780	8,780	11/15/2027
912828-3P-3	UNITED STATES OF AMERICA NOTES FIXED 2.25% 31/DEC/2024 USD 100		1.A	814	814	12/31/2024
912828-3I-8	UNITED STATES OF AMERICA NOTES FIXED 2.75% 15/FEB/2028 USD 100		1.A	1,634	1,634	02/15/2028
912828-4M-9	UNITED STATES OF AMERICA NOTES FIXED 2.875% 30/APR/2025 USD 100		1.A	6,155	6,155	04/30/2025
912828-4V-9	UNITED STATES OF AMERICA NOTES FIXED 2.875% 15/AUG/2028 USD 100		1.A	3,668	3,668	08/15/2028
912828-4Z-0	UNITED STATES OF AMERICA NOTES FIXED 2.75% 31/AUG/2025 USD 100		1.A	2,540	2,540	08/31/2025
912828-5M-8	UNITED STATES OF AMERICA NOTES FIXED 3.125% 15/NOV/2028 USD 100		1.A	759	759	11/15/2028
912828-6B-1	UNITED STATES OF AMERICA NOTES FIXED 2.625% 15/FEB/2029 USD 100		1.A	15,053	15,053	02/15/2029
912828-6F-2	UNITED STATES OF AMERICA NOTES FIXED 2.5% 28/FEB/2026 USD 100		1.A	1,072	1,072	02/28/2026
912828-6T-2	UNITED STATES OF AMERICA NOTES FIXED 2.375% 15/MAY/2029 USD 100		1.A	3,044	3,044	05/15/2029
912828-63-8	UNITED STATES OF AMERICA NOTES FIXED 2.25% 15/NOV/2024 USD 100		1.A	9,206	9,206	11/15/2024
912828-J2-7	UNITED STATES OF AMERICA NOTES FIXED 2% 15/FEB/2025 USD 100		1.A	1,088	1,088	02/15/2025
912828-K7-4	UNITED STATES OF AMERICA NOTES FIXED 2% 15/AUG/2025 USD 100		1.A	597	597	08/15/2025
912828-M5-6	UNITED STATES OF AMERICA NOTES FIXED 2.25% 15/NOV/2025 USD 100		1.A	9,729	9,729	11/15/2025
912828-R3-6	UNITED STATES OF AMERICA NOTES FIXED 1.625% 15/MAY/2026 USD 100		1.A	1,400	1,400	05/15/2026
912828-U2-4	UNITED STATES OF AMERICA NOTES FIXED 2% 15/NOV/2026 USD 100		1.A	2,106	2,106	11/15/2026
912828-V4-9	UNITED STATES OF AMERICA NOTES FIXED 0.375% 15/JAN/2027 USD 100		1.A	7,444	7,444	01/15/2027
912828-X8-8	UNITED STATES OF AMERICA NOTES FIXED 2.375% 15/MAY/2027 USD 100		1.A	867	867	05/15/2027
912828-YB-1	UNITED STATES OF AMERICA NOTES FIXED 2.125% 15/MAY/2025 USD 100		1.A	3,028	3,028	05/15/2025
912828-YG-9	UNITED STATES OF AMERICA NOTES FIXED 1.625% 30/SEP/2026 USD 100		1.A	2,148	2,148	09/30/2026
912828-YL-8	UNITED STATES OF AMERICA NOTES FIXED 0.125% 15/OCT/2024 USD 100		1.A	4,718	4,718	10/15/2024
912828-YS-3	UNITED STATES OF AMERICA NOTES FIXED 1.75% 15/NOV/2029 USD 100		1.A	2,475	2,475	11/15/2029
912828-YU-8	UNITED STATES OF AMERICA NOTES FIXED 1.625% 30/NOV/2026 USD 100		1.A	657	657	11/30/2026
912828-YY-0	UNITED STATES OF AMERICA NOTES FIXED 1.75% 31/DEC/2024 USD 100		1.A	277	277	12/31/2024
912828-Z7-8	UNITED STATES OF AMERICA NOTES FIXED 1.5% 31/JAN/2027 USD 100		1.A	625	625	01/31/2027
912828-Z9-4	UNITED STATES OF AMERICA NOTES FIXED 1.5% 15/FEB/2030 USD 100		1.A	7,301	7,301	02/15/2030
912828-ZF-0	UNITED STATES OF AMERICA NOTES FIXED 0.5% 31/MAR/2025 USD 100		1.A	589	589	03/31/2025
912828-ZN-3	UNITED STATES OF AMERICA NOTES FIXED 0.5% 30/APR/2027 USD 100		1.A	1,413	1,413	04/30/2027
912828-ZQ-6	UNITED STATES OF AMERICA NOTES FIXED 0.625% 15/MAY/2030 USD 100		1.A	4,383	4,383	05/15/2030
912828-ZV-5	UNITED STATES OF AMERICA NOTES FIXED 0.5% 30/JUN/2027 USD 100		1.A	647	647	06/30/2027
91282C-AB-7	UNITED STATES OF AMERICA NOTES FIXED 0.25% 31/JUL/2025 USD 100		1.A	1,732	1,732	07/31/2025
91282C-AE-1	UNITED STATES OF AMERICA NOTES FIXED 0.625% 15/AUG/2030 USD 100		1.A	3,903	3,903	08/15/2030
91282C-AJ-0	UNITED STATES OF AMERICA NOTES FIXED 0.25% 31/AUG/2025 USD 100		1.A	506	506	08/31/2025
91282C-AL-5	UNITED STATES OF AMERICA NOTES FIXED 0.375% 30/SEP/2027 USD 100		1.A	2,602	2,602	09/30/2027
91282C-AM-3	UNITED STATES OF AMERICA NOTES FIXED 0.25% 30/SEP/2025 USD 100		1.A	3,652	3,652	09/30/2025
91282C-AT-8	UNITED STATES OF AMERICA NOTES FIXED 0.25% 31/OCT/2025 USD 100		1.A	4,803	4,803	10/31/2025
91282C-AV-3	UNITED STATES OF AMERICA NOTES FIXED 0.875% 15/NOV/2030 USD 100		1.A	7,742	7,742	11/15/2030
91282C-BB-6	UNITED STATES OF AMERICA NOTES FIXED 0.625% 31/DEC/2027 USD 100		1.A	5,322	5,322	12/31/2027
91282C-BC-4	UNITED STATES OF AMERICA NOTES FIXED 0.375% 31/DEC/2025 USD 100		1.A	798	798	12/31/2025
91282C-BH-3	UNITED STATES OF AMERICA NOTES FIXED 0.375% 31/JAN/2026 USD 100		1.A	567	567	01/31/2026
91282C-BJ-9	UNITED STATES OF AMERICA NOTES FIXED 0.75% 31/JAN/2028 USD 100		1.A	7,458	7,458	01/31/2028
91282C-BL-4	UNITED STATES OF AMERICA NOTES FIXED 1.125% 15/FEB/2031 USD 100		1.A	5,153	5,153	02/15/2031
91282C-BQ-3	UNITED STATES OF AMERICA NOTES FIXED 0.5% 28/FEB/2026 USD 100		1.A	4,877	4,877	02/28/2026
91282C-BS-9	UNITED STATES OF AMERICA NOTES FIXED 1.25% 31/MAR/2028 USD 100		1.A	3,387	3,387	03/31/2028
91282C-BZ-3	UNITED STATES OF AMERICA NOTES FIXED 1.25% 30/APR/2028 USD 100		1.A	2,394	2,394	04/30/2028
91282C-CB-5	UNITED STATES OF AMERICA NOTES FIXED 1.625% 15/MAY/2031 USD 100		1.A	8,151	8,151	05/15/2031
91282C-CE-9	UNITED STATES OF AMERICA NOTES FIXED 1.25% 31/MAY/2028 USD 100		1.A	8,022	8,022	05/31/2028
91282C-CE-9	UNITED STATES OF AMERICA NOTES FIXED 1.25% 31/MAY/2028 USD 100		1.A	409	409	05/31/2028
91282C-CH-2	UNITED STATES OF AMERICA NOTES FIXED 1.25% 30/JUN/2028 USD 100		1.A	2,084	2,084	06/30/2028
91282C-CH-2	UNITED STATES OF AMERICA NOTES FIXED 1.25% 30/JUN/2028 USD 100		1.A	408	408	06/30/2028
91282C-CJ-8	UNITED STATES OF AMERICA NOTES FIXED 0.875% 30/JUN/2026 USD 100		1.A	795	795	06/30/2026
91282C-CS-8	UNITED STATES OF AMERICA NOTES FIXED 1.25% 15/AUG/2031 USD 100		1.A	9,824	9,824	08/15/2031
91282C-CV-1	UNITED STATES OF AMERICA NOTES FIXED 1.125% 31/AUG/2028 USD 100		1.A	4,403	4,403	08/31/2028
91282C-CV-1	UNITED STATES OF AMERICA NOTES FIXED 1.125% 31/AUG/2028 USD 100		1.A	402	402	08/31/2028
91282C-CW-9	UNITED STATES OF AMERICA NOTES FIXED 0.75% 31/AUG/2026 USD 100		1.A	1,122	1,122	08/31/2026
91282C-CY-5	UNITED STATES OF AMERICA NOTES FIXED 1.25% 30/SEP/2028 USD 100		1.A	3,752	3,752	09/30/2028
91282C-CZ-2	UNITED STATES OF AMERICA NOTES FIXED 0.875% 30/SEP/2026 USD 100		1.A	3,386	3,386	09/30/2026

STATEMENT AS OF SEPTEMBER 30, 2023 OF THE Wellpoint Tennessee, Inc.

SCHEDULE DL - PART 1
SECURITIES LENDING COLLATERAL ASSETS

Reinvested Collateral Assets Owned Current Statement Date

(Securities lending collateral assets reported in aggregate on Line 10 of the Assets page and not included on Schedules A, B, BA, D, DB and E)

1	2	3	4	5	6	7
CUSIP Identification	Description	Code	NAIC Designation, NAIC Designation Modifier and SVO Administrative Symbol	Fair Value	Book/Adjusted Carrying Value	Maturity Date
91282C-DF-5	UNITED STATES OF AMERICA NOTES FIXED 1.375% 31/OCT/2028 USD 100		1.A	6,149	6,149	10/31/2028
91282C-DG-3	UNITED STATES OF AMERICA NOTES FIXED 1.125% 31/OCT/2026 USD 100		1.A	2,860	2,860	10/31/2026
91282C-DH-1	UNITED STATES OF AMERICA NOTES FIXED 0.75% 15/NOV/2024 USD 100		1.A	4,686	4,686	11/15/2024
91282C-DJ-7	UNITED STATES OF AMERICA NOTES FIXED 1.375% 15/NOV/2031 USD 100		1.A	6,931	6,931	11/15/2031
91282C-DL-2	UNITED STATES OF AMERICA NOTES FIXED 1.5% 30/NOV/2028 USD 100		1.A	1,299	1,299	11/30/2028
91282C-DN-8	UNITED STATES OF AMERICA NOTES FIXED 1% 15/DEC/2024 USD 100		1.A	2,643	2,643	12/15/2024
91282C-DP-3	UNITED STATES OF AMERICA NOTES FIXED 1.375% 31/DEC/2028 USD 100		1.A	1,199	1,199	12/31/2028
91282C-DS-7	UNITED STATES OF AMERICA NOTES FIXED 1.125% 15/JAN/2025 USD 100		1.A	6,592	6,592	01/15/2025
91282C-DY-4	UNITED STATES OF AMERICA NOTES FIXED 1.875% 15/FEB/2032 USD 100		1.A	4,625	4,625	02/15/2032
91282C-DZ-1	UNITED STATES OF AMERICA NOTES FIXED 1.5% 15/FEB/2025 USD 100		1.A	3,720	3,720	02/15/2025
91282C-EC-1	UNITED STATES OF AMERICA NOTES FIXED 1.875% 28/FEB/2027 USD 100		1.A	1,807	1,807	02/28/2027
91282C-ED-9	UNITED STATES OF AMERICA NOTES FIXED 1.75% 15/MAR/2025 USD 100		1.A	6,804	6,804	03/15/2025
91282C-EF-4	UNITED STATES OF AMERICA NOTES FIXED 2.5% 31/MAR/2027 USD 100		1.A	6,597	6,597	03/31/2027
91282C-EM-9	UNITED STATES OF AMERICA NOTES FIXED 2.875% 30/APR/2029 USD 100		1.A	583	583	04/30/2029
91282C-EP-2	UNITED STATES OF AMERICA NOTES FIXED 2.875% 15/MAY/2032 USD 100		1.A	4,708	4,708	05/15/2032
91282C-EV-9	UNITED STATES OF AMERICA NOTES FIXED 3.25% 30/JUN/2029 USD 100		1.A	2,798	2,798	06/30/2029
91282C-FE-6	UNITED STATES OF AMERICA NOTES FIXED 3.125% 15/AUG/2025 USD 100		1.A	6,105	6,105	08/15/2025
91282C-FF-3	UNITED STATES OF AMERICA NOTES FIXED 2.75% 15/AUG/2032 USD 100		1.A	4,361	4,361	08/15/2032
91282C-FH-9	UNITED STATES OF AMERICA NOTES FIXED 3.125% 31/AUG/2027 USD 100		1.A	714	714	08/31/2027
91282C-FK-2	UNITED STATES OF AMERICA NOTES FIXED 3.5% 15/SEP/2025 USD 100		1.A	2,205	2,205	09/15/2025
91282C-FM-8	UNITED STATES OF AMERICA NOTES FIXED 4.125% 30/SEP/2027 USD 100		1.A	1,509	1,509	09/30/2027
91282C-FV-8	UNITED STATES OF AMERICA NOTES FIXED 4.125% 15/NOV/2032 USD 100		1.A	6,147	6,147	11/15/2032
91282C-FW-6	UNITED STATES OF AMERICA NOTES FIXED 4.5% 15/NOV/2025 USD 100		1.A	1,154	1,154	11/15/2025
91282C-FY-2	UNITED STATES OF AMERICA NOTES FIXED 3.875% 30/NOV/2029 USD 100		1.A	2,437	2,437	11/30/2029
91282C-GE-5	UNITED STATES OF AMERICA NOTES FIXED 3.875% 15/JAN/2026 USD 100		1.A	2,953	2,953	01/15/2026
91282C-GM-7	UNITED STATES OF AMERICA NOTES FIXED 3.5% 15/FEB/2033 USD 100		1.A	4,394	4,394	02/15/2033
91282C-GS-4	UNITED STATES OF AMERICA NOTES FIXED 3.625% 31/MAR/2030 USD 100		1.A	11,814	11,814	03/31/2030
91282C-GZ-8	UNITED STATES OF AMERICA NOTES FIXED 3.5% 30/APR/2030 USD 100		1.A	13,394	13,394	04/30/2030
91282C-HB-0	UNITED STATES OF AMERICA NOTES FIXED 3.625% 15/MAY/2026 USD 100		1.A	927	927	05/15/2026
0019999999	Subtotal - Bonds - U.S. Governments - Issuer Obligations			462,258	462,258	XXX
0109999999	Total - U.S. Government Bonds			462,258	462,258	XXX
0309999999	Total - All Other Government Bonds					XXX
0509999999	Total - U.S. States, Territories and Possessions Bonds					XXX
0709999999	Total - U.S. Political Subdivisions Bonds					XXX
0909999999	Total - U.S. Special Revenues Bonds					XXX
1109999999	Total - Industrial and Miscellaneous (Unaffiliated) Bonds					XXX
1309999999	Total - Hybrid Securities					XXX
1509999999	Total - Parent, Subsidiaries and Affiliates Bonds					XXX
1909999999	Subtotal - Unaffiliated Bank Loans					XXX
2419999999	Total - Issuer Obligations			462,258	462,258	XXX
2429999999	Total - Residential Mortgage-Backed Securities					XXX
2439999999	Total - Commercial Mortgage-Backed Securities					XXX
2449999999	Total - Other Loan-Backed and Structured Securities					XXX
2459999999	Total - SVO Identified Funds					XXX
2469999999	Total - Affiliated Bank Loans					XXX
2479999999	Total - Unaffiliated Bank Loans					XXX
2489999999	Total - Unaffiliated Certificates of Deposit					XXX
2509999999	Total Bonds			462,258	462,258	XXX
4109999999	Total - Preferred Stocks (Schedule D, Part 2, Section 1 type) - Industrial and Miscellaneous (Unaffiliated)					XXX
4409999999	Total - Preferred Stocks (Schedule D, Part 2, Section 1 type) - Parent, Subsidiaries and Affiliates					XXX
4509999999	Total - Preferred Stocks (Schedule D, Part 2, Section 1 type)					XXX
5109999999	Total - Common Stocks (Schedule D, Part 2, Section 2 type) - Industrial and Miscellaneous (Unaffiliated)					XXX
5409999999	Total - Common Stocks (Schedule D, Part 2, Section 2 type) - Mutual Funds					XXX
5609999999	Total - Common Stocks (Schedule D, Part 2, Section 2 type) - Unit Investment Trusts					XXX
5809999999	Total - Common Stocks (Schedule D, Part 2, Section 2 type) - Closed-End Funds					XXX
5979999999	Total - Common Stocks (Schedule D, Part 2, Section 2 type) - Parent, Subsidiaries and Affiliates					XXX
5989999999	Total - Common Stocks (Schedule D, Part 2, Section 2 type)					XXX
5999999999	Total - Preferred and Common Stocks					XXX
000000-00-0	SKANDANAVISKA ENSKILDA BANKEN		1.B	1,125,963	1,125,512	12/15/2023
000000-00-0	SKANDANAVISKA ENSKILDA BANKEN		1.B	106,376	106,334	12/15/2023
000000-00-0	UBS AG LONDON		1.B	1,125,512	1,125,512	11/27/2023
000000-00-0	UBS AG LONDON		1.B	106,334	106,334	11/27/2023
000000-00-0	ING (US) Funding LLC		1.B	900,405	900,410	06/13/2024
000000-00-0	ING (US) Funding LLC		1.B	85,067	85,067	06/13/2024
000000-00-0	PERSHING LLC		1.B	1,800,820	1,800,820	02/01/2024
000000-00-0	PERSHING LLC		1.B	170,134	170,134	02/01/2024
000000-00-0	BOFA SECURITIES, INC		1.B	1,868,351	1,868,351	01/02/2024
000000-00-0	BOFA SECURITIES, INC		1.B	176,514	176,514	01/02/2024
000000-00-0	PERSHING LLC		1.B	2,251,025	2,251,025	02/01/2024
000000-00-0	PERSHING LLC		1.B	212,668	212,668	02/01/2024
000000-00-0	MORGAN STANLEY		1.B	3,376,537	3,376,537	03/20/2024
000000-00-0	MORGAN STANLEY		1.B	319,001	319,001	03/20/2024
000000-00-0	UNITED STATES OF AMERICA NOTES FIXED 2.625% 31/DEC/2023 USD 100		1.A	631	631	12/31/2023
000000-00-0	UNITED STATES OF AMERICA NOTES FIXED 0.875% 31/JAN/2024 USD 100		1.A	1,245	1,245	01/31/2024
000000-00-0	UNITED STATES OF AMERICA NOTES FIXED 2.375% 29/FEB/2024 USD 100		1.A	4,981	4,981	02/29/2024
000000-00-0	UNITED STATES OF AMERICA NOTES FIXED 1.5% 29/FEB/2024 USD 100		1.A	2,483	2,483	02/29/2024
000000-00-0	UNITED STATES OF AMERICA NOTES FIXED 2.125% 29/FEB/2024 USD 100		1.A	2,245	2,245	02/29/2024
000000-00-0	UNITED STATES OF AMERICA NOTES FIXED 0.25% 15/MAR/2024 USD 100		1.A	6,782	6,782	03/15/2024
000000-00-0	UNITED STATES OF AMERICA NOTES FIXED 2.125% 31/MAR/2024 USD 100		1.A	3,137	3,137	03/31/2024
000000-00-0	UNITED STATES OF AMERICA NOTES FIXED 0.375% 15/APR/2024 USD 100		1.A	2,461	2,461	04/15/2024
000000-00-0	UNITED STATES OF AMERICA NOTES FIXED 2.5% 31/MAY/2024 USD 100		1.A	998	998	05/31/2024
000000-00-0	UNITED STATES OF AMERICA NOTES FIXED 0.375% 15/JUL/2024 USD 100		1.A	2,427	2,427	07/15/2024
000000-00-0	UNITED STATES OF AMERICA NOTES FIXED 2.125% 31/JUL/2024 USD 100		1.A	3,265	3,265	07/31/2024
000000-00-0	UNITED STATES OF AMERICA NOTES FIXED 0.375% 15/AUG/2024 USD 100		1.A	2,416	2,416	08/15/2024
000000-00-0	UNITED STATES OF AMERICA NOTES FIXED 2.375% 15/AUG/2024 USD 100		1.A	1,109	1,109	08/15/2024
000000-00-0	UNITED STATES OF AMERICA NOTES FIXED 1.875% 31/AUG/2024 USD 100		1.A	612	612	08/31/2024
000000-00-0	UNITED STATES OF AMERICA NOTES FIXED 0.375% 15/SEP/2024 USD 100		1.A	6,282	6,282	09/15/2024
9509999999	Subtotal - Short-Term Invested Assets (Schedule DA type)			13,665,780	13,665,292	XXX
000000-00-0	SUMITOMO MITSUI TRUST BANK LTD, LDN			1,114,786	1,109,595	12/01/2023
000000-00-0	SUMITOMO MITSUI TRUST BANK LTD, LDN			105,320	104,830	12/01/2023
000000-00-0	SUMITOMO MITSUI TRUST BANK LTD, LDN			1,111,579	1,109,623	12/19/2023
000000-00-0	SUMITOMO MITSUI TRUST BANK LTD, LDN			105,017	104,833	12/19/2023
000000-00-0	Mitsubishi UFJ Trust & Bank Co			1,571,526	1,553,290	10/17/2023

STATEMENT AS OF SEPTEMBER 30, 2023 OF THE Wellpoint Tennessee, Inc.

SCHEDULE DL - PART 1
SECURITIES LENDING COLLATERAL ASSETS

Reinvested Collateral Assets Owned Current Statement Date

(Securities lending collateral assets reported in aggregate on Line 10 of the Assets page and not included on Schedules A, B, BA, D, DB and E)

1	2	3	4	5	6	7
CUSIP Identification	Description	Code	NAIC Designation, NAIC Designation Modifier and SVO Administrative Symbol	Fair Value	Book/Adjusted Carrying Value	Maturity Date
000000-00-0	Mitsubishi UFJ Trust & Bank Co			148,471	146,748	10/17/2023
000000-00-0	MUFG Bank Ltd, London Branch			448,944	443,853	10/18/2023
000000-00-0	MUFG Bank Ltd, London Branch			42,414	41,933	10/18/2023
000000-00-0	Mitsubishi UFJ Trust & Bank Co			224,438	221,899	10/19/2023
000000-00-0	Mitsubishi UFJ Trust & Bank Co			21,204	20,964	10/19/2023
000000-00-0	Mitsubishi UFJ Trust & Bank Co			807,857	798,835	10/20/2023
000000-00-0	Mitsubishi UFJ Trust & Bank Co			76,323	75,471	10/20/2023
000000-00-0	Mitsubishi UFJ Trust & Bank Co			89,490	88,748	11/09/2023
000000-00-0	Mitsubishi UFJ Trust & Bank Co			8,455	8,385	11/09/2023
000000-00-0	SUMITOMO MITSUI TRUST BANK LTD, LDN			223,689	221,904	11/10/2023
000000-00-0	SUMITOMO MITSUI TRUST BANK LTD, LDN			21,133	20,965	11/10/2023
000000-00-0	MUFG Bank Ltd, London Branch			313,691	310,546	10/30/2023
000000-00-0	MUFG Bank Ltd, London Branch			29,636	29,339	10/30/2023
000000-00-0	MUFG Bank Ltd, London Branch			446,689	443,665	11/20/2023
000000-00-0	MUFG Bank Ltd, London Branch			42,201	41,916	11/20/2023
000000-00-0	SUMITOMO MITSUI TRUST BANK LTD, LDN			441,566	441,703	01/29/2024
000000-00-0	SUMITOMO MITSUI TRUST BANK LTD, LDN			41,717	41,730	01/29/2024
000000-00-0	Mitsubishi UFJ Trust & Bank Co			876,801	874,373	03/13/2024
000000-00-0	Mitsubishi UFJ Trust & Bank Co			82,837	82,607	03/13/2024
000000-00-0	Mitsubishi UFJ Trust & Bank Co			44,085	43,703	02/08/2024
000000-00-0	Mitsubishi UFJ Trust & Bank Co			4,165	4,129	02/08/2024
000000-00-0	National Westminster Bank PLC			658,587	655,370	03/04/2024
000000-00-0	National Westminster Bank PLC			62,221	61,917	03/04/2024
000000-00-0	National Westminster Bank PLC			439,994	436,884	02/20/2024
000000-00-0	National Westminster Bank PLC			41,569	41,275	02/20/2024
000000-00-0	NATIXIS NY			1,350,700	1,350,615	10/10/2023
000000-00-0	NATIXIS NY			127,609	127,601	10/10/2023
000000-00-0	CREDIT AGRICOLE CIB, NY			630,371	630,287	11/01/2023
000000-00-0	CREDIT AGRICOLE CIB, NY			59,555	59,547	11/01/2023
000000-00-0	BANK OF NOVA SCOTIA HOUSTON			900,477	900,443	11/20/2023
000000-00-0	BANK OF NOVA SCOTIA HOUSTON			85,073	85,070	11/20/2023
000000-00-0	CITIBANK NY			810,676	810,550	12/15/2023
000000-00-0	CITIBANK NY			76,589	76,577	12/15/2023
000000-00-0	BANK OF AMERICA NA			450,243	450,205	03/08/2024
000000-00-0	BANK OF AMERICA NA			42,537	42,534	03/08/2024
000000-00-0	CIBC NY			1,125,623	1,125,512	10/13/2023
000000-00-0	CIBC NY			106,344	106,334	10/13/2023
000000-00-0	STANDARD CHARTERED NY			450,205	450,205	03/12/2024
000000-00-0	STANDARD CHARTERED NY			42,534	42,534	03/12/2024
000000-00-0	OCBC NEW YORK			450,403	450,205	12/20/2023
000000-00-0	OCBC NEW YORK			42,552	42,534	12/20/2023
000000-00-0	SUMITOMO BK NY			1,126,528	1,125,512	01/16/2024
000000-00-0	SUMITOMO BK NY			106,430	106,334	01/16/2024
000000-00-0	BARCLAYS NEW YORK			900,475	900,410	02/14/2024
000000-00-0	BARCLAYS NEW YORK			85,073	85,067	02/14/2024
000000-00-0	OCBC NEW YORK			765,571	765,348	11/16/2023
000000-00-0	OCBC NEW YORK			72,328	72,307	11/16/2023
000000-00-0	SUMITOMO BK NY			1,351,872	1,350,615	01/11/2024
000000-00-0	SUMITOMO BK NY			127,719	127,601	01/11/2024
000000-00-0	BANK OF AMERICA NA			900,531	900,410	11/17/2023
000000-00-0	BANK OF AMERICA NA			85,079	85,067	11/17/2023
000000-00-0	NORDEA BANK ABP, NEW YORK BRANCH			1,351,617	1,350,615	04/26/2024
000000-00-0	NORDEA BANK ABP, NEW YORK BRANCH			127,695	127,601	04/26/2024
000000-00-0	SVENSKA NY			1,125,631	1,125,512	10/31/2023
000000-00-0	SVENSKA NY			106,345	106,334	10/31/2023
000000-00-0	CIC NY			900,331	900,410	12/01/2023
000000-00-0	CIC NY			85,060	85,067	12/01/2023
000000-00-0	NORDEA BANK ABP, NEW YORK BRANCH			1,126,686	1,125,512	04/18/2024
000000-00-0	NORDEA BANK ABP, NEW YORK BRANCH			106,445	106,334	04/18/2024
000000-00-0	OCBC NEW YORK			900,429	900,410	12/08/2023
000000-00-0	OCBC NEW YORK			85,069	85,067	12/08/2023
000000-00-0	SVENSKA NY			1,351,432	1,350,615	04/19/2024
000000-00-0	SVENSKA NY			127,678	127,601	04/19/2024
000000-00-0	ROYAL BANK OF CANADA NY			450,724	450,205	04/15/2024
000000-00-0	ROYAL BANK OF CANADA NY			42,583	42,534	04/15/2024
000000-00-0	ROYAL BANK OF CANADA NY			901,357	900,410	05/23/2024
000000-00-0	ROYAL BANK OF CANADA NY			85,157	85,067	05/23/2024
000000-00-0	TORONTO DOMINION NY			2,251,025	2,251,025	10/06/2023
000000-00-0	TORONTO DOMINION NY			212,668	212,668	10/06/2023
000000-00-0	TORONTO DOMINION LONDON			225,102	225,102	08/14/2024
000000-00-0	TORONTO DOMINION LONDON			21,267	21,267	08/14/2024
000000-00-0	AUSTRALIA NEW ZEALAND NY			900,410	900,410	10/17/2023
000000-00-0	AUSTRALIA NEW ZEALAND NY			85,067	85,067	10/17/2023
06367C-ZJ-9	BANK OF MONTREAL CHICAGO			1,351,483	1,350,615	11/08/2023
06367C-ZJ-9	BANK OF MONTREAL CHICAGO			127,683	127,601	11/08/2023
06367D-BS-3	BANK OF MONTREAL CHICAGO			1,126,129	1,125,512	08/01/2024
06367D-BS-3	BANK OF MONTREAL CHICAGO			106,392	106,334	08/01/2024
06367D-BZ-7	BANK OF MONTREAL CHICAGO			900,759	900,410	08/07/2024
06367D-BZ-7	BANK OF MONTREAL CHICAGO			85,100	85,067	08/07/2024
13606K-TZ-9	CIBC NY			675,216	675,307	03/08/2024
13606K-TZ-9	CIBC NY			63,792	63,800	03/08/2024
78015J-6P-7	ROYAL BANK OF CANADA NY			1,126,379	1,125,512	09/20/2024
78015J-6P-7	ROYAL BANK OF CANADA NY			106,416	106,334	09/20/2024
89115B-R7-7	TORONTO DOMINION NY			585,495	585,266	01/23/2024
89115B-R7-7	TORONTO DOMINION NY			55,315	55,294	01/23/2024
89115B-TT-7	TORONTO DOMINION NY			1,126,165	1,125,512	02/13/2024
89115B-TT-7	TORONTO DOMINION NY			106,396	106,334	02/13/2024
000000-00-0	BANK OF NOVA SCOTIA HOUSTON			495,263	495,311	10/06/2023
000000-00-0	BANK OF NOVA SCOTIA HOUSTON			46,790	46,795	10/06/2023
000000-00-0	DNB NOR BANK ASA NEW YORK			675,307	675,307	10/02/2023
000000-00-0	DZ BANK AG NEW YORK			675,307	675,307	10/02/2023
000000-00-0	FIRST ABU DHABI BANK USA NY			450,205	450,205	10/02/2023
000000-00-0	LANDESBANK BADEN-WURTEMBERG LDN			450,205	450,205	10/02/2023
000000-00-0	LANDESBANK HESSEN THUR NY			675,307	675,307	10/02/2023
000000-00-0	NORDEA BANK ABP, NEW YORK BRANCH			639,291	639,291	10/02/2023
000000-00-0	DNB NOR BANK ASA NEW YORK			63,800	63,800	10/02/2023
000000-00-0	DZ BANK AG NEW YORK			63,800	63,800	10/02/2023

STATEMENT AS OF SEPTEMBER 30, 2023 OF THE Wellpoint Tennessee, Inc.

SCHEDULE DL - PART 1
SECURITIES LENDING COLLATERAL ASSETS

Reinvested Collateral Assets Owned Current Statement Date

(Securities lending collateral assets reported in aggregate on Line 10 of the Assets page and not included on Schedules A, B, BA, D, DB and E)

1	2	3	4	5	6	7
CUSIP Identification	Description	Code	NAIC Designation, NAIC Designation Modifier and SVO Administrative Symbol	Fair Value	Book/Adjusted Carrying Value	Maturity Date
000000-00-0	FIRST ABU DHABI BANK USA NV			42,534	42,534	10/02/2023
000000-00-0	LANDESBANK BADEN-WURTTENBERG LDN			42,534	42,534	10/02/2023
000000-00-0	LANDESBANK HESSEN THUR NY			63,800	63,800	10/02/2023
000000-00-0	NORDEA BANK ABP, NEW YORK BRANCH			60,398	60,398	10/02/2023
000000-00-0	NATL BANK CANADA			1,800,820	1,800,820	10/06/2023
000000-00-0	NATL BANK CANADA			170,134	170,134	10/06/2023
000000-00-0	NATL BANK CANADA			3,038,883	3,038,883	10/06/2023
000000-00-0	NATL BANK CANADA			287,101	287,101	10/06/2023
9609999999	Subtotal - Cash (Schedule E Part 1 type)			51,773,479	51,695,716	XXX
018616-74-8	ALLIANCE BERNSTEIN GOVT FD		1.A	90,041	90,041	10/02/2023
018616-74-8	ALLIANCE BERNSTEIN GOVT FD		1.A	8,507	8,507	10/02/2023
261908-10-7	DREYFUS TREASURY & AGENCY LEX		1.A	675,307	675,307	10/02/2023
261908-10-7	DREYFUS TREASURY & AGENCY LEX		1.A	63,800	63,800	10/02/2023
31607A-70-3	FIDELITY INST GOVT LEX		1.A	653,381	653,381	10/02/2023
31607A-70-3	FIDELITY INST GOVT LEX		1.A	61,729	61,729	10/02/2023
31607A-70-3	FIDELITY INSTITUTIONAL GOVT		1.A	180,082	180,082	10/02/2023
31607A-70-3	FIDELITY INSTITUTIONAL GOVT		1.A	17,013	17,013	10/02/2023
38141W-27-3	Goldman Sachs Fin Square Govt Fd		1.A	450,205	450,205	10/02/2023
38141W-27-3	Goldman Sachs Fin Square Govt Fd		1.A	42,534	42,534	10/02/2023
44330V-48-0	HSBC US GOVT FUND LEX		1.A	63,029	63,029	10/02/2023
44330V-48-0	HSBC US GOVT FUND LEX		1.A	5,955	5,955	10/02/2023
52470G-79-1	WESTERN ASST GOV FD		1.A	77,435	77,435	10/02/2023
52470G-79-1	WESTERN ASST GOV FD		1.A	7,316	7,316	10/02/2023
61747C-70-7	MS GOVT US LEX		1.A	450,205	450,205	10/02/2023
61747C-70-7	MS GOVT US LEX		1.A	42,534	42,534	10/02/2023
61747C-70-7	MS GOVT US		1.A	342,354	342,354	10/02/2023
61747C-70-7	MS GOVT US		1.A	32,344	32,344	10/02/2023
74926P-69-6	RBC US GOVT MONEY MKT FUND		1.A	450,205	450,205	10/02/2023
74926P-69-6	RBC US GOVT MONEY MKT FUND		1.A	42,534	42,534	10/02/2023
857492-70-6	STATE STREET INST US GOVT FUND		1.A	450,205	450,205	10/02/2023
857492-70-6	STATE STREET INST US GOVT FUND		1.A	42,534	42,534	10/02/2023
949921-12-6	WELLS FARGO GOVT FD LEX		1.A	142,269	142,269	10/02/2023
949921-12-6	WELLS FARGO GOVT FD LEX		1.A	13,441	13,441	10/02/2023
	FAIRWAY FINANCE CORP		1.B	360,181	361,454	10/04/2023
	FAIRWAY FINANCE CORP		1.B	34,028	34,149	10/04/2023
	UNITED OF OMAHA LIFE INSURANCE		1.B	135,061	135,061	10/30/2023
	UNITED OF OMAHA LIFE INSURANCE		1.B	12,760	12,760	10/30/2023
	NOMURA SECURITIES		1.A	3,646,660	3,646,660	10/02/2023
	NOMURA SECURITIES		1.A	344,522	344,522	10/02/2023
	RBC CAPITAL MKS		1.B	2,251,025	2,251,025	10/02/2023
	RBC CAPITAL MKS		1.B	212,668	212,668	10/02/2023
	BOFA SECURITIES, INC		1.B	3,145,626	3,145,626	10/02/2023
	BOFA SECURITIES, INC		1.B	297,186	297,186	10/02/2023
	ROYAL BANK CANADA TORONTO		1.B	3,376,537	3,376,537	11/03/2023
	ROYAL BANK CANADA TORONTO		1.B	319,001	319,001	11/03/2023
	TD PRIME SVCS		1.A	2,251,025	2,251,025	10/02/2023
	TD PRIME SVCS		1.A	212,668	212,668	10/02/2023
	ING FINANCIAL MARKETS LLC RPEQ		1.B	1,125,512	1,125,512	11/03/2023
	ING FINANCIAL MARKETS LLC RPEQ		1.B	106,334	106,334	11/03/2023
	ING FINANCIAL MARKETS LLC RPEQ		1.B	2,025,922	2,025,922	11/03/2023
	ING FINANCIAL MARKETS LLC RPEQ		1.B	191,401	191,401	11/03/2023
	ING FINANCIAL MARKETS LLC RPEQ		1.B	1,125,512	1,125,512	11/03/2023
	ING FINANCIAL MARKETS LLC RPEQ		1.B	106,334	106,334	11/03/2023
	ROYAL BANK CANADA TORONTO		1.B	2,251,025	2,251,025	11/03/2023
	ROYAL BANK CANADA TORONTO		1.B	212,668	212,668	11/03/2023
	ROYAL BANK CANADA TORONTO		1.B	2,251,025	2,251,025	11/03/2023
	ROYAL BANK CANADA TORONTO		1.B	212,668	212,668	11/03/2023
	ROYAL BANK CANADA TORONTO		1.B	2,251,025	2,251,025	11/03/2023
	ROYAL BANK CANADA TORONTO		1.B	212,668	212,668	11/03/2023
	ROYAL BANK CANADA TORONTO		1.B	1,125,512	1,125,512	11/03/2023
	ROYAL BANK CANADA TORONTO		1.B	106,334	106,334	11/03/2023
	ROYAL BANK CANADA TORONTO		1.B	4,502,050	4,502,050	11/03/2023
	ROYAL BANK CANADA TORONTO		1.B	425,335	425,335	11/03/2023
	TD PRIME SVCS		1.A	1,125,512	1,125,512	10/02/2023
	TD PRIME SVCS		1.A	106,334	106,334	10/02/2023
	ING FINANCIAL MARKETS LLC RPEQ		1.B	1,125,512	1,125,512	11/03/2023
	ING FINANCIAL MARKETS LLC RPEQ		1.B	106,334	106,334	11/03/2023
	ROYAL BANK CANADA TORONTO		1.B	1,800,820	1,800,820	11/03/2023
	ROYAL BANK CANADA TORONTO		1.B	170,134	170,134	11/03/2023
	BANK OF MONTREAL, LONDON SCM USD		1.B	45,021	45,021	10/02/2023
	BANK OF MONTREAL, LONDON SCM USD		1.B	4,253	4,253	10/02/2023
	ING BANK NV, LONDON BRANCH		1.B	2,386,086	2,386,086	11/03/2023
	ING BANK NV, LONDON BRANCH		1.B	225,428	225,428	11/03/2023
	UNITED STATES OF AMERICA BILL ZERO CPN 26/DEC/2023 USD 100		1.A	6,855	6,855	12/26/2023
	UNITED STATES OF AMERICA NOTES FIXED 2.875% 30/NOV/2023 USD 100		1.A	1,586	1,586	11/30/2023
	UNITED STATES OF AMERICA NOTES FIXED 0.75% 15/NOV/2023 USD 100		1.A	1,271	1,271	11/15/2023
	UNITED STATES OF AMERICA NOTES FIXED 0.125% 15/OCT/2023 USD 100		1.A	1,135	1,135	10/15/2023
9709999999	Subtotal - Cash Equivalents (Schedule E Part 2 type)			46,341,508	46,342,902	XXX
9999999999	Totals			112,243,025	112,166,168	XXX

General Interrogatories:

- Total activity for the year Fair Value \$ (36,093,383) Book/Adjusted Carrying Value \$ (36,141,175)
- Average balance for the year Fair Value \$ 255,704,338 Book/Adjusted Carrying Value \$ 255,560,519
- Reinvested securities lending collateral assets book/adjusted carrying value included in this schedule by NAIC designation:
 NAIC 1 \$ 60,470,451 NAIC 2 \$ NAIC 3 \$ NAIC 4 \$ NAIC 5 \$ NAIC 6 \$

**SCHEDULE DL - PART 2
SECURITIES LENDING COLLATERAL ASSETS**

Reinvested Collateral Assets Owned Current Statement Date

(Securities lending collateral assets included on Schedules A, B, BA, D, DB and E and not reported in aggregate on Line 10 of the Assets page)

1	2	3	4	5	6	7
CUSIP Identification	Description	Code	NAIC Designation, NAIC Designation Modifier and SVO Administrative Symbol	Fair Value	Book/Adjusted Carrying Value	Maturity Date
NONE						
999999999 - Totals						XXX

General Interrogatories:

- | | | |
|---------------------------------|---------------------|---------------------------------------|
| 1. Total activity for the year | Fair Value \$ | Book/Adjusted Carrying Value \$ |
| 2. Average balance for the year | Fair Value \$ | Book/Adjusted Carrying Value \$ |

**Wellpoint Tennessee, Inc. - Total
Medicaid-Report 2A
For the Period Ending 9/30/2023**

	Current Period	Year-To-Date Total	Previous Year Total
Member Months	1,535,407	4,689,990	6,012,432
Revenues:			
TennCare Capitation	541,051,267	1,655,153,203	2,116,191,264
Investment	7,905,417	20,415,505	16,728,270
Other Revenues	2,178,250	6,572,000	8,187,611
Total Revenues	551,134,934	1,682,140,708	2,141,107,145
Estimated Expenses:			
Hospital and Medical (w/o Mental Health)			
Capitated Physician Services	-	-	-
Fee-for Service Physician Services	111,790,427	336,384,237	434,299,675
Inpatient Hospital Services	41,906,261	167,850,853	249,773,780
Outpatient Hospital Services	21,782,923	65,639,899	85,779,979
Emergency Room Services	24,114,423	73,028,471	86,021,202
Dental Services	-	-	-
Vision Services	1,472,514	4,166,874	5,337,963
Pharmacy Services	-	-	-
Home Health Services	4,987,595	17,084,225	24,700,015
Chiropractic Services	-	-	-
Radiology Services	11,554,016	33,033,352	43,107,672
Laboratory Services	8,391,156	27,437,914	24,239,985
Durable Medical Equipment Services	4,952,959	13,784,041	17,149,805
Transportation Services	16,082,821	44,670,075	54,958,114
Outside Referrals	-	-	-
Occupancy, Depreciation and Amortization	-	-	-
Other Medical and Hospital Services - Write-Ins	-	-	-
Subtotal Medical and Hospital	247,035,095	783,079,941	1,025,368,190
Mental Health and Substance Abuse Services			
Inpatient Psychiatric Facility Services	11,479,464	36,753,053	52,871,672
Inpatient Substance Abuse Treatment and Detox	2,869,866	9,188,263	13,217,918
Outpatient Mental Health Services	18,558,197	54,284,772	61,879,572
Outpatient Substance Abuse Treatment and Detox	208,112	573,235	724,682
Housing/Residential Treatment	157,515	375,669	1,376,625
Specialized Crisis Services	2,704,280	7,172,379	8,549,126
Psychiatric Rehab and Support Services	4,174,609	11,670,359	13,334,527
Case Management	668,135	2,028,945	2,453,191
Forensics	-	-	-
Other Judicial	-	-	-
Pharmacy	-	-	-
Lab Services	-	-	-
Transportation	-	-	-
Occupancy, Depreciation and Amortization	-	-	-
Other Mental Health and Substance Abuse Services	-	-	-
PCP and Specialist Services	-	-	-
Tennessee Health Link	9,578,408	27,105,750	35,482,649
Other Mental Health Services - Write-Ins	-	-	-
Subtotal MH&SAS	50,398,586	149,152,425	189,889,962
CHOICES			
Nursing Facility Care	115,993,536	311,818,553	396,400,380
HCBS Services	23,469,043	74,663,337	95,128,055
Subtotal CHOICES	139,462,579	386,481,890	491,528,435
Value Based Payouts	-	-	-
Value Based Recoveries	-	-	-
Other Medical Incentive Pool and Withhold Adjustments	-	-	-
Subtotal Hospital, Medical, MH&SAS, CHOICES	436,896,260	1,318,714,256	1,706,786,587
LESS:			
Net Reinsurance Recoveries Incurred	-	-	-
Copayments	-	-	-
Subrogation and Coordination of Benefits	-	-	-
Subtotal Reinsurance, Copay, Subrogation	-	-	-
Total Hospital, Medical, MH&SAS	436,896,260	1,318,714,256	1,706,786,587
Administration:			
Compensation	36,152,140	101,206,419	110,151,424
Direct and Allocated Admin expenses	-	-	-
Marketing	670,314	1,845,112	2,389,091
Interest Expense	-	-	-
Premium Tax Expense	32,585,654	100,125,460	124,121,957
Occupancy, Depreciation, and Amortization	2,001,726	6,484,060	8,735,233
Other Administration - Write-Ins	24,175,278	55,338,620	60,805,524
Total Administration Expenses	95,585,112	264,999,671	306,203,229
Total Expenses	532,481,372	1,583,713,927	2,012,989,816
Extraordinary Item	-	-	-
Provision for Income Tax	4,080,056	24,127,090	28,647,360
Net Income (Loss)	14,573,506	74,299,691	99,469,969
Write-Ins for Other Revenues			
HIF Reimbursement	-	-	-
ASO for ECF	2,178,250	6,572,000	8,187,611
Total Other Revenues	2,178,250	6,572,000	8,187,611
Write-Ins for Other Medical and Hospital			
	-	-	-
Total Other Medical and Hospital	-	-	-
Write-Ins for Other MH & SS			
	-	-	-
Total Other MH & SS	-	-	-
Write-Ins for Other Administration			
ACA Health Insurer Fee	-	-	-
Outsourced Services	8,136,612	19,249,466	22,021,234
Postage, Express, and Telephone	593,622	1,596,481	2,510,122
Administrative Service Fee	-	-	15,093,479
Legal Fees	342,558	958,974	1,093,922
Travel	323,174	799,276	598,872
Auditing, Actuarial, and Other consulting	2,719,750	8,391,454	11,778,823
Other Administration < \$175,000 YTD	12,059,563	24,342,968	7,709,072
Total Other Administration	24,175,278	55,338,620	60,805,524

Wellpoint Tennessee, Inc. - Middle Region
Medicaid-Report 2A
For the Period Ending 9/30/2023

	Current Period	Year-To-Date Total	Previous Year Total
Member Months	606,143	1,850,173	2,365,145
Revenues:			
TennCare Capitation	207,477,907	634,120,127	827,674,213
Investment	3,035,533	7,834,604	6,552,599
Other Revenues	1,146,380	3,577,073	4,434,110
Total Revenues	211,659,820	645,531,804	838,660,922
Estimated Expenses:			
Hospital and Medical (w/o Mental Health)			
Capitated Physician Services			-
Fee-for Service Physician Services	45,729,246	138,541,802	180,934,332
Inpatient Hospital Services	16,832,200	70,060,632	108,369,544
Outpatient Hospital Services	9,822,820	29,603,745	38,743,120
Emergency Room Services	9,734,340	29,538,314	35,221,960
Dental Services	-	-	-
Vision Services	578,389	1,644,089	2,127,128
Pharmacy Services	-	-	-
Home Health Services	1,965,531	6,828,425	11,268,030
Chiropractic Services	-	-	-
Radiology Services	4,480,070	12,499,665	16,403,159
Laboratory Services	3,484,356	11,605,280	10,622,123
Durable Medical Equipment Services	1,978,100	5,759,944	7,972,321
Transportation Services	6,944,516	19,463,134	24,208,459
Outside Referrals	-	-	-
Occupancy, Depreciation and Amortization	-	-	-
Other Medical and Hospital Services - Write-Ins	-	-	-
Subtotal Medical and Hospital	101,549,567	325,545,030	435,870,176
Mental Health and Substance Abuse Services			
Inpatient Psychiatric Facility Services	4,775,030	14,581,128	20,152,199
Inpatient Substance Abuse Treatment and Detox	1,193,757	3,645,282	5,038,050
Outpatient Mental Health Services	8,785,207	25,484,458	28,521,023
Outpatient Substance Abuse Treatment and Detox	87,907	230,589	301,988
Housing/Residential Treatment	93,531	207,778	566,769
Specialized Crisis Services	1,331,057	3,672,030	4,543,764
Psychiatric Rehab and Support Services	1,731,635	4,671,824	5,150,571
Case Management	235,790	728,613	856,364
Forensics	-	-	-
Other Judicial	-	-	-
Pharmacy	-	-	-
Lab Services	-	-	-
Transportation	-	-	-
Occupancy, Depreciation and Amortization	-	-	-
Other Mental Health and Substance Abuse Services	-	-	-
PCP and Specialist Services	-	-	-
Tennessee Health Link	5,079,354	14,133,189	18,206,139
Other Mental Health Services - Write-Ins	-	-	-
Subtotal MH&SAS	23,313,269	67,354,891	83,336,867
CHOICES			
Nursing Facility Care	32,572,580	87,994,952	115,723,749
HCBS Services	7,539,205	24,728,516	32,342,935
Subtotal CHOICES	40,111,785	112,723,468	148,066,684
Value Based Payouts			-
Value Based Recoveries			-
Other Medical Incentive Pool and Withhold Adjustments			-
Subtotal Hospital, Medical, MH&SAS, CHOICES	164,974,621	505,623,389	667,273,728
LESS:			
Net Reinsurance Recoveries Incurred			-
Copayments			-
Subrogation and Coordination of Benefits			-
Subtotal Reinsurance, Copay, Subrogation	-	-	-
Total Hospital, Medical, MH&SAS	164,974,621	505,623,389	667,273,728
Administration:			
Compensation	14,270,753	39,925,319	43,330,905
Direct and Allocated Admin expenses	-	-	-
Marketing	264,596	727,886	939,811
Interest Expense			-
Premium Tax Expense	12,864,138	39,498,888	48,826,575
Occupancy, Depreciation, and Amortization	790,285	2,557,922	3,436,229
Other Administration - Write-Ins	9,541,289	21,830,751	23,919,422
Total Administration Expenses	37,731,062	104,540,766	120,452,942
Total Expenses	202,705,683	610,164,155	787,726,670
Extraordinary Item			-
Provision for Income Tax	2,089,248	8,905,150	11,720,789
Net Income (Loss)	6,864,889	26,462,499	39,213,463
Write-Ins for Other Revenues			
HIF Reimbursement			-
ASO for ECF	1,146,380	3,577,073	4,434,110
Total Other Revenues	1,146,380	3,577,073	4,434,110
Write-Ins for Other Medical and Hospital			
			-
Total Other Medical and Hospital	-	-	-
Write-Ins for Other MH & SS			
			-
Total Other MH & SS	-	-	-
Write-Ins for Other Administration			
ACA Health Insurer Fee			-
Outsourced Services	3,211,374	7,593,798	8,662,621
Postage, Express, and Telephone	234,318	629,802	987,421
Administrative Service Fee			5,937,410
Legal Fees	135,222	378,310	430,323
Travel	127,556	315,309	235,582
Auditing, Actuarial, and Other consulting	1,073,705	3,310,378	4,633,504
Other Administration < \$175,000 YTD	4,759,115	9,603,154	3,032,562
Total Other Administration	9,541,289	21,830,751	23,919,422

**Wellpoint Tennessee, Inc. - East Region
Medicaid-Report 2A
For the Period Ending 9/30/2023**

Member Months	Current Period 502,348	Year-To-Date Total 1,534,008	Previous Year Total 1,958,708
Revenues:			
TennCare Capitation	188,721,991	576,312,209.89	719,103,103
Investment	2,754,606	7,103,669	5,680,067
Other Revenues	648,107	1,896,728	2,295,243
Total Revenues	192,124,704	585,312,607	727,078,413
Estimated Expenses:			
Hospital and Medical (w/o Mental Health)			
Capitated Physician Services			-
Fee-for Service Physician Services	36,451,400	116,860,103	139,243,756
Inpatient Hospital Services	12,274,830	53,456,575	74,216,640
Outpatient Hospital Services	6,996,840	22,581,581	27,707,615
Emergency Room Services	8,044,034	25,558,286	29,385,646
Dental Services	-	-	-
Vision Services	463,758	1,377,280	1,692,045
Pharmacy Services	-	-	-
Home Health Services	1,785,359	6,428,887	7,259,740
Chiropractic Services	-	-	-
Radiology Services	4,099,897	12,472,984	15,404,320
Laboratory Services	2,707,612	9,334,359	7,490,367
Durable Medical Equipment Services	1,851,000	4,984,278	5,450,018
Transportation Services	3,842,823	11,460,315	13,482,802
Outside Referrals	-	-	-
Occupancy, Depreciation and Amortization	-	-	-
Other Medical and Hospital Services - Write-Ins	-	-	-
Subtotal Medical and Hospital	78,517,551	264,514,647	321,332,948
Mental Health and Substance Abuse Services			
Inpatient Psychiatric Facility Services	2,738,117	10,176,641	14,717,560
Inpatient Substance Abuse Treatment and Detox	684,529	2,544,160	3,679,390
Outpatient Mental Health Services	5,796,065	17,790,637	19,836,758
Outpatient Substance Abuse Treatment and Detox	77,159	227,060	293,655
Housing/Residential Treatment	50,575	106,983	197,150
Specialized Crisis Services	784,270	2,024,163	2,280,484
Psychiatric Rehab and Support Services	1,328,966	3,980,000	4,312,785
Case Management	225,951	704,160	772,416
Forensics	-	-	-
Other Judicial	-	-	-
Pharmacy	-	-	-
Lab Services	-	-	-
Transportation	-	-	-
Occupancy, Depreciation and Amortization	-	-	-
Other Mental Health and Substance Abuse Services	-	-	-
PCP and Specialist Services	-	-	-
Tennessee Health Link	3,076,976	9,284,024	12,291,237
Other Mental Health Services - Write-Ins	-	-	-
Subtotal MH&SAS	14,762,607	46,837,828	58,381,436
CHOICES			
Nursing Facility Care	46,574,186	131,802,293	164,810,665
HCBS Services	8,199,578	28,615,501	35,865,791
Subtotal CHOICES	54,773,764	160,417,794	200,676,456
Value Based Payouts			-
Value Based Recoveries			-
Other Medical Incentive Pool and Withhold Adjustments			-
Subtotal Hospital, Medical, MH&SAS, CHOICES	148,053,923	471,770,270	580,390,840
LESS:			
Net Reinsurance Recoveries Incurred			0.00
Copayments			-
Subrogation and Coordination of Benefits			-
Subtotal Reinsurance, Copay, Subrogation	-	-	-
Total Hospital, Medical, MH&SAS	148,053,923	471,770,270	580,390,840
Administration:			
Compensation	11,827,687	33,102,720	35,884,727
Direct and Allocated Admin expenses	-	-	-
Marketing	219,301	603,502	778,309
Interest Expense	-	-	-
Premium Tax Expense	10,661,271	32,749,159	40,435,996
Occupancy, Depreciation, and Amortization	654,934	2,120,814	2,845,732
Other Administration - Write-Ins	7,908,717	18,100,224	19,809,001
Total Administration Expenses	31,271,911	86,676,419	99,753,765
Total Expenses	179,325,834	558,446,689	680,144,605
Extraordinary Item	-	-	-
Provision for Income Tax	2,807,008	5,845,166	9,787,013
Net Income (Loss)	9,991,862	21,020,752	37,146,795
Write-Ins for Other Revenues			
HIF Reimbursement	-	-	-
ASO for ECF	648,107	1,896,728	2,295,243
Total Other Revenues	648,107	1,896,728	2,295,243
Write-Ins for Other Medical and Hospital			
	-	-	-
Total Other Medical and Hospital	-	-	-
Write-Ins for Other MH & SS			
	-	-	-
Total Other MH & SS	-	-	-
Write-Ins for Other Administration			
ACA Health Insurer Fee	-	-	-
Outsourced Services	2,661,846	6,296,139	7,173,997
Postage, Express, and Telephone	194,209	522,179	817,738
Administrative Service Fee	-	-	4,917,098
Legal Fees	112,073	313,663	356,374
Travel	105,726	261,428	195,098
Auditing, Actuarial, and Other consulting	889,841	2,744,687	3,837,262
Other Administration < \$175,000 YTD	3,945,023	7,962,128	2,511,433
Total Other Administration	7,908,717	18,100,224	19,809,001

Wellpoint Tennessee, Inc. - West Region
Medicaid-Report 2A
For the Period Ending 9/30/2023

Member Months	Current Period 426,916	Year-To-Date Total 1,305,810	Previous Year Total 1,688,579
Revenues:			
TennCare Capitation	144,851,369	444,720,866	569,413,949
Investment	2,115,278	5,477,232	4,495,604
Other Revenues	383,763	1,098,199	1,458,257
Total Revenues	147,350,410	451,296,297	575,367,810
Estimated Expenses:			
Hospital and Medical (w/o Mental Health)			
Capitated Physician Services			-
Fee-for Service Physician Services	29,609,781	80,982,332	114,121,587
Inpatient Hospital Services	12,799,232	44,333,646	67,187,596
Outpatient Hospital Services	4,963,264	13,454,572	19,329,244
Emergency Room Services	6,336,049	17,931,872	21,413,595
Dental Services	-	-	-
Vision Services	430,368	1,145,505	1,518,790
Pharmacy Services	-	-	-
Home Health Services	1,236,705	3,826,913	6,172,245
Chiropractic Services	-	-	-
Radiology Services	2,974,048	8,060,703	11,300,193
Laboratory Services	2,199,188	6,498,275	6,127,495
Durable Medical Equipment Services	1,123,858	3,039,819	3,727,466
Transportation Services	5,295,483	13,746,626	17,266,853
Outside Referrals	-	-	-
Occupancy, Depreciation and Amortization	-	-	-
Other Medical and Hospital Services - Write-Ins	-	-	-
Subtotal Medical and Hospital	66,967,977	193,020,264	268,165,064
Mental Health and Substance Abuse Services			
Inpatient Psychiatric Facility Services	3,966,317	11,995,285	18,001,913
Inpatient Substance Abuse Treatment and Detox	991,579	2,998,821	4,500,478
Outpatient Mental Health Services	3,976,925	11,009,677	13,521,791
Outpatient Substance Abuse Treatment and Detox	43,046	115,585	129,039
Housing/Residential Treatment	13,410	60,909	612,706
Specialized Crisis Services	588,953	1,476,186	1,724,878
Psychiatric Rehab and Support Services	1,114,007	3,018,534	3,871,170
Case Management	206,393	596,172	824,411
Forensics	-	-	-
Other Judicial	-	-	-
Pharmacy	-	-	-
Lab Services	-	-	-
Transportation	-	-	-
Occupancy, Depreciation and Amortization	-	-	-
Other Mental Health and Substance Abuse Services	-	-	-
PCP and Specialist Services	-	-	-
Tennessee Health Link	1,422,078	3,688,537	4,985,272
Other Mental Health Services - Write-Ins	-	-	-
Subtotal MH&SAS	12,322,710	34,959,707	48,171,657
CHOICES			
Nursing Facility Care	36,846,770	92,021,309	115,865,966
HCBS Services	7,730,260	21,319,320	26,919,328
Subtotal CHOICES	44,577,030	113,340,629	142,785,295
Value Based Payouts			-
Value Based Recoveries			-
Other Medical Incentive Pool and Withhold Adjustments			-
Subtotal Hospital, Medical, MH&SAS, CHOICES	123,867,717	341,320,600	459,122,017
LESS:			
Net Reinsurance Recoveries Incurred			-
Copayments			-
Subrogation and Coordination of Benefits			-
Subtotal Reinsurance, Copay, Subrogation	-	-	-
Total Hospital, Medical, MH&SAS	123,867,717	341,320,600	459,122,017
Administration:			
Compensation	10,053,700	28,178,379	30,935,792
Direct and Allocated Admin expenses	-	-	-
Marketing	186,416	513,725	670,971
Interest Expense	-	-	-
Premium Tax Expense	9,060,245	27,877,413	34,859,386
Occupancy, Depreciation, and Amortization	556,506	1,805,323	2,453,272
Other Administration - Write-Ins	6,725,271	15,407,645	17,077,101
Total Administration Expenses	26,582,138	73,782,486	85,996,522
Total Expenses	150,449,855	415,103,085	545,118,539
Extraordinary Item	-	-	-
Provision for Income Tax	(816,200)	9,376,774	7,139,558
Net Income (Loss)	(2,283,245)	26,816,438	23,109,713
Write-Ins for Other Revenues			
HIF Reimbursement	-	-	-
ASO for ECF	383,763	1,098,199	1,458,257
Total Other Revenues	383,763	1,098,199	1,458,257
Write-Ins for Other Medical and Hospital			
	-	-	-
Total Other Medical and Hospital	-	-	-
Write-Ins for Other MH & SS			
	-	-	-
Total Other MH & SS	-	-	-
Write-Ins for Other Administration			
ACA Health Insurer Fee	-	-	-
Outsourced Services	2,263,393	5,359,529	6,184,616
Postage, Express, and Telephone	165,095	444,500	704,962
Administrative Service Fee	-	-	4,238,971
Legal Fees	95,263	267,002	307,226
Travel	89,892	222,538	168,192
Auditing, Actuarial, and Other consulting	756,204	2,336,389	3,308,057
Other Administration < \$175,000 YTD	3,355,425	6,777,687	2,165,076
Total Other Administration	6,725,271	15,407,645	17,077,101

**Wellpoint Tennessee, Inc. - Total
Cover Kids-Report 2A
For the Period Ending 09/30/2023**

	Current Period	Year-To-Date Total	Previous Year Total
Member Months	36,840	116,452	161,465
Revenues:			
TennCare Capitation	8,109,897	23,443,317	30,886,627
Investment	116,519	288,019	242,812
Other Revenues	-	-	-
Total Revenues	8,226,416	23,731,336	31,129,439
Estimated Expenses:			
Hospital and Medical (w/o Mental Health)			
Capitated Physician Services	-	-	-
Fee-for Service Physician Services	2,689,472	7,685,281	9,718,055
Inpatient Hospital Services	2,139,626	6,533,221	8,794,758
Outpatient Hospital Services	336,942	989,768	1,352,926
Emergency Room Services	333,961	1,045,953	1,268,379
Dental Services	-	-	-
Vision Services	25,714	76,248	95,218
Pharmacy Services	-	-	-
Home Health Services	-	-	6,702
Chiropractic Services	-	-	-
Radiology Services	452,567	1,231,014	1,548,837
Laboratory Services	362,428	1,121,770	1,273,802
Durable Medical Equipment Services	84,736	220,027	287,600
Transportation Services	29,972	114,093	131,986
Outside Referrals	-	-	-
Occupancy, Depreciation and Amortization	-	-	-
Other Medical and Hospital Services - Write-Ins	-	-	-
Subtotal Medical and Hospital	6,455,419	19,017,374	24,478,262
Mental Health and Substance Abuse Services			
Inpatient Psychiatric Facility Services	63,440	175,764	403,125
Inpatient Substance Abuse Treatment and Detox	15,860	43,941	100,781
Outpatient Mental Health Services	194,356	623,963	766,903
Outpatient Substance Abuse Treatment and Detox	1,550	2,833	5,117
Housing/Residential Treatment	-	-	-
Specialized Crisis Services	67,665	102,521	236,158
Psychiatric Rehab and Support Services	17,353	48,422	83,143
Case Management	3,915	15,754	24,158
Forensics	-	-	-
Other Judicial	-	-	-
Pharmacy	-	-	-
Lab Services	-	-	-
Transportation	-	-	-
Occupancy, Depreciation and Amortization	-	-	-
Other Mental Health and Substance Abuse Services	-	-	-
PCP and Specialist Services	-	-	-
Tennessee Health Link	-	-	-
Other Mental Health Services - Write-Ins	-	-	-
Subtotal MH&SAS	364,138	1,013,198	1,619,385
CHOICES			
Nursing Facility Care	-	-	360
HCBS Services	-	-	-
Subtotal CHOICES	-	-	29,959
Value Based Payouts	-	-	-
Value Based Recoveries	-	-	-
Other Medical Incentive Pool and Withhold Adjustments	-	-	-
Subtotal Hospital, Medical, MH&SAS, CHOICES	6,819,557	20,030,572	26,127,607
LESS:			
Net Reinsurance Recoveries Incurred	-	-	-
Copayments	-	-	-
Subrogation and Coordination of Benefits	-	-	-
Subtotal Reinsurance, Copay, Subrogation	-	-	-
Total Hospital, Medical, MH&SAS	6,819,557	20,030,572	26,127,607
Administration:			
Compensation	548,224	1,711,471	2,127,987
Direct and Allocated Admin expenses	-	-	-
Marketing	9,581	34,275	53,279
Interest Expense	-	-	-
Premium Tax Expense	486,594	1,228,896	1,724,019
Occupancy, Depreciation, and Amortization	28,760	114,891	180,098
Other Administration - Write-Ins	381,314	1,042,567	1,340,512
Total Administration Expenses	1,454,473	4,132,100	5,425,895
Total Expenses	8,274,030	24,162,672	31,553,502
Extraordinary Item	-	-	-
Provision for Income Tax	(9,304)	(105,732)	(94,821)
Net Income (Loss)	(38,310)	(325,604)	(329,242)
Write-Ins for Other Revenues			
HIF Reimbursement	-	-	-
ASO for ECF	-	-	-
Total Other Revenues	-	-	-
Write-Ins for Other Medical and Hospital			
	-	-	-
Total Other Medical and Hospital	-	-	-
Write-Ins for Other MH & SS			
	-	-	-
Total Other MH & SS	-	-	-
Write-Ins for Other Administration			
ACA Health Insurer Fee	-	-	-
Outsourced Services	131,317	347,054	463,651
Postage, Express, and Telephone	8,568	29,822	53,798
Administrative Service Fee	-	-	-
Legal Fees	4,508	19,625	26,775
Travel	4,707	13,821	13,680
Auditing, Actuarial, and Other consulting	38,293	150,785	248,258
Other Administration < \$175,000 YTD	193,922	481,460	534,349
Total Other Administration	381,315	1,042,567	1,340,512

Wellpoint Tennessee, Inc. - Middle Region
Cover Kids-Report 2A
For the Period Ending 9/30/2023

	Current Period	Year-To-Date Total	Previous Year Total
Member Months	17,686	57,640	78,233
Revenues:			
TennCare Capitation	4,169,981	13,700,676	15,541,315
Investment	61,725	168,323	122,134
Other Revenues	-	-	-
Total Revenues	4,231,706	13,868,999	15,663,449
Estimated Expenses:			
Hospital and Medical (w/o Mental Health)			
Capitated Physician Services	-	-	-
Fee-for Service Physician Services	1,264,380	4,307,783	5,332,724
Inpatient Hospital Services	1,005,885	3,666,760	4,827,761
Outpatient Hospital Services	158,404	555,567	741,983
Emergency Room Services	157,002	588,725	697,785
Dental Services	-	-	-
Vision Services	12,089	43,052	52,024
Pharmacy Services	-	-	-
Home Health Services	-	-	3,777
Chiropractic Services	-	-	-
Radiology Services	212,762	691,991	849,758
Laboratory Services	170,385	642,434	700,221
Durable Medical Equipment Services	39,836	123,591	157,700
Transportation Services	14,091	65,549	72,439
Outside Referrals	-	-	-
Occupancy, Depreciation and Amortization	-	-	-
Other Medical and Hospital Services - Write-Ins	-	-	-
Subtotal Medical and Hospital	3,034,835	10,685,451	13,436,173
Mental Health and Substance Abuse Services			
Inpatient Psychiatric Facility Services	29,824	98,749	219,500
Inpatient Substance Abuse Treatment and Detox	7,456	24,687	54,875
Outpatient Mental Health Services	91,371	353,388	421,480
Outpatient Substance Abuse Treatment and Detox	729	1,572	2,802
Housing/Residential Treatment	-	-	-
Specialized Crisis Services	31,811	53,198	129,111
Psychiatric Rehab and Support Services	8,158	27,420	45,723
Case Management	1,841	8,872	13,273
Forensics	-	-	-
Other Judicial	-	-	-
Pharmacy	-	-	-
Lab Services	-	-	-
Transportation	-	-	-
Occupancy, Depreciation and Amortization	-	-	-
Other Mental Health and Substance Abuse Services	-	-	-
PCP and Specialist Services	-	-	-
Tennessee Health Link	-	-	-
Other Mental Health Services - Write-Ins	-	-	-
Subtotal MH&SAS	171,190	567,887	886,764
CHOICES			
Nursing Facility Care	-	-	384
HCBS Services	-	-	16,166
Subtotal CHOICES	-	-	16,550
Value Based Payouts	-	-	-
Value Based Recoveries	-	-	-
Other Medical Incentive Pool and Withhold Adjustments	-	-	-
Subtotal Hospital, Medical, MH&SAS, CHOICES	3,206,024	11,253,338	14,339,487
LESS:			
Net Reinsurance Recoveries Incurred	-	-	-
Copayments	-	-	-
Subrogation and Coordination of Benefits	-	-	-
Subtotal Reinsurance, Copay, Subrogation	-	-	-
Total Hospital, Medical, MH&SAS	3,206,024	11,253,338	14,339,487
Administration:			
Compensation	263,331	847,114	1,031,056
Direct and Allocated Admin expenses	-	-	-
Marketing	4,572	16,965	25,815
Interest Expense	-	-	-
Premium Tax Expense	235,728	608,257	835,324
Occupancy, Depreciation, and Amortization	13,641	56,867	87,261
Other Administration - Write-Ins	184,178	516,032	649,507
Total Administration Expenses	701,450	2,045,236	2,628,964
Total Expenses	3,907,474	13,298,574	16,968,451
Extraordinary Item	-	-	-
Provision for Income Tax	66,466	112,055	(322,734)
Net Income (Loss)	257,766	458,370	(982,268)
Write-Ins for Other Revenues			
HIF Reimbursement	-	-	-
ASO for ECF	-	-	-
Total Other Revenues	-	-	-
Write-Ins for Other Medical and Hospital			
	-	-	-
Total Other Medical and Hospital	-	-	-
Write-Ins for Other MH & SS			
	-	-	-
Total Other MH & SS	-	-	-
Write-Ins for Other Administration			
ACA Health Insurer Fee	-	-	-
Outsourced Services	63,510	171,779	224,649
Postage, Express, and Telephone	4,094	14,761	26,067
Administrative Service Fee	-	-	-
Legal Fees	2,127	9,713	12,973
Travel	2,267	6,841	6,628
Auditing, Actuarial, and Other consulting	18,178	74,633	120,287
Other Administration < \$175,000 YTD	94,002	238,305	258,904
Total Other Administration	184,178	516,032	649,507

Wellpoint Tennessee, Inc. - East Region
Cover Kids-Report 2A
For the Period Ending 9/30/2023

	Current Period	Year-To-Date Total	Previous Year Total
Member Months	11,921	36,914	50,208
Revenues:			0.00
TennCare Capitation	2,323,818	5,738,149	9,121,502
Investment	32,310	70,498	71,696
Other Revenues	-	-	-
Total Revenues	2,356,128	5,808,647	9,193,198
Estimated Expenses:			
Hospital and Medical (w/o Mental Health)			
Capitated Physician Services			-
Fee-for Service Physician Services	934,241	2,250,786	2,772,684
Inpatient Hospital Services	743,242	1,914,601	2,507,600
Outpatient Hospital Services	117,044	289,542	386,935
Emergency Room Services	116,008	305,379	360,198
Dental Services	-	-	-
Vision Services	8,932	22,096	27,258
Pharmacy Services	-	-	-
Home Health Services	-	-	1,838
Chiropractic Services	-	-	-
Radiology Services	157,208	358,033	441,687
Laboratory Services	125,897	317,841	362,853
Durable Medical Equipment Services	29,435	63,935	81,884
Transportation Services	10,411	32,397	37,682
Outside Referrals	-	-	-
Occupancy, Depreciation and Amortization	-	-	-
Other Medical and Hospital Services - Write-Ins	-	-	-
Subtotal Medical and Hospital	2,242,418	5,554,609	6,980,619
Mental Health and Substance Abuse Services			
Inpatient Psychiatric Facility Services	22,037	51,208	117,933
Inpatient Substance Abuse Treatment and Detox	5,509	12,802	29,483
Outpatient Mental Health Services	67,513	180,465	218,312
Outpatient Substance Abuse Treatment and Detox	538	823	1,455
Housing/Residential Treatment	-	-	-
Specialized Crisis Services	23,505	32,558	67,995
Psychiatric Rehab and Support Services	6,028	13,926	23,813
Case Management	1,360	4,636	6,868
Forensics	-	-	-
Other Judicial	-	-	-
Pharmacy	-	-	-
Lab Services	-	-	-
Transportation	-	-	-
Occupancy, Depreciation and Amortization	-	-	-
Other Mental Health and Substance Abuse Services	-	-	-
PCP and Specialist Services	-	-	-
Tennessee Health Link	-	-	-
Other Mental Health Services - Write-Ins	-	-	-
Subtotal MH&SAS	126,491	296,419	465,858
CHOICES			
Nursing Facility Care	-	-	196
HCBS Services	-	-	8,291
Subtotal CHOICES	-	-	8,487
Value Based Payouts			-
Value Based Recoveries			-
Other Medical Incentive Pool and Withhold Adjustments			-
Subtotal Hospital, Medical, MH&SAS, CHOICES	2,368,908	5,851,028	7,454,964
LESS:			
Net Reinsurance Recoveries Incurred			-
Copayments			-
Subrogation and Coordination of Benefits			-
Subtotal Reinsurance, Copay, Subrogation	-	-	-
Total Hospital, Medical, MH&SAS	2,368,908	5,851,028	7,454,964
Administration:			
Compensation	177,334	542,513	661,701
Direct and Allocated Admin expenses	-	-	-
Marketing	3,113	10,865	16,567
Interest Expense	-	-	-
Premium Tax Expense	156,512	389,543	536,086
Occupancy, Depreciation, and Amortization	9,380	36,419	56,002
Other Administration - Write-Ins	122,892	330,480	416,834
Total Administration Expenses	469,230	1,309,820	1,687,190
Total Expenses	2,838,138	7,160,848	9,142,154
Extraordinary Item	-	-	-
Provision for Income Tax	(105,408)	(312,001)	19,746
Net Income (Loss)	(376,602)	(1,040,200)	31,298
Write-Ins for Other Revenues			-
HIF Reimbursement	-	-	-
ASO for ECF	-	-	-
Total Other Revenues	-	-	-
Write-Ins for Other Medical and Hospital			-
	-	-	-
Total Other Medical and Hospital	-	-	-
Write-Ins for Other MH & SS			-
	-	-	-
Total Other MH & SS	-	-	-
Write-Ins for Other Administration			-
ACA Health Insurer Fee	-	-	-
Outsourced Services	42,285	110,012	144,173
Postage, Express, and Telephone	2,781	9,453	16,729
Administrative Service Fee	-	-	-
Legal Fees	1,475	6,221	8,326
Travel	1,520	4,381	4,254
Auditing, Actuarial, and Other consulting	12,482	47,797	77,196
Other Administration < \$175,000 YTD	62,349	152,616	166,157
Total Other Administration	122,892	330,480	416,834

Wellpoint Tennessee, Inc. - West Region
Cover Kids-Report 2A
For the Period Ending 9/30/2023

	Current Period	Year-To-Date Total	Previous Year Total
Member Months	7,233	21,899	33,024
Revenues:			0.00
TennCare Capitation	1,616,098	4,004,492	6,223,810
Investment	22,484	49,198	48,982
Other Revenues	-	-	-
Total Revenues	1,638,582	4,053,690	6,272,792
Estimated Expenses:			
Hospital and Medical (w/o Mental Health)			
Capitated Physician Services			-
Fee-for Service Physician Services	490,850	1,126,711	1,612,648
Inpatient Hospital Services	390,499	951,860	1,459,396
Outpatient Hospital Services	61,495	144,659	224,007
Emergency Room Services	60,951	151,849	210,396
Dental Services	-	-	-
Vision Services	4,693	11,100	15,936
Pharmacy Services	-	-	-
Home Health Services	-	-	1,086
Chiropractic Services	-	-	-
Radiology Services	82,597	180,990	257,392
Laboratory Services	66,146	161,496	210,729
Durable Medical Equipment Services	15,465	32,501	48,016
Transportation Services	5,470	16,148	21,864
Outside Referrals	-	-	-
Occupancy, Depreciation and Amortization	-	-	-
Other Medical and Hospital Services - Write-Ins	-	-	-
Subtotal Medical and Hospital	1,178,167	2,777,315	4,061,470
Mental Health and Substance Abuse Services			
Inpatient Psychiatric Facility Services	11,578	25,806	65,692
Inpatient Substance Abuse Treatment and Detox	2,895	6,452	16,423
Outpatient Mental Health Services	35,471	90,110	127,111
Outpatient Substance Abuse Treatment and Detox	283	438	860
Housing/Residential Treatment	-	-	-
Specialized Crisis Services	12,349	16,765	39,053
Psychiatric Rehab and Support Services	3,167	7,076	13,607
Case Management	715	2,246	4,017
Forensics	-	-	-
Other Judicial	-	-	-
Pharmacy	-	-	-
Lab Services	-	-	-
Transportation	-	-	-
Occupancy, Depreciation and Amortization	-	-	-
Other Mental Health and Substance Abuse Services	-	-	-
PCP and Specialist Services	-	-	-
Tennessee Health Link	-	-	-
Other Mental Health Services - Write-Ins	-	-	-
Subtotal MH&SAS	66,458	148,892	266,763
CHOICES			
Nursing Facility Care	-	-	102
HCBS Services	-	-	4,821
Subtotal CHOICES	-	-	4,922
Value Based Payouts			-
Value Based Recoveries			-
Other Medical Incentive Pool and Withhold Adjustments			-
Subtotal Hospital, Medical, MH&SAS, CHOICES	1,244,625	2,926,206	4,333,156
LESS:			
Net Reinsurance Recoveries Incurred			-
Copayments			-
Subrogation and Coordination of Benefits			-
Subtotal Reinsurance, Copay, Subrogation	-	-	-
Total Hospital, Medical, MH&SAS	1,244,625	2,926,206	4,333,156
Administration:			
Compensation	107,559	321,843	435,230
Direct and Allocated Admin expenses	-	-	-
Marketing	1,897	6,446	10,897
Interest Expense	-	-	-
Premium Tax Expense	94,354	231,094	352,608
Occupancy, Depreciation, and Amortization	5,739	21,605	36,835
Other Administration - Write-Ins	74,245	196,055	274,171
Total Administration Expenses	283,793	777,044	1,109,741
Total Expenses	1,528,418	3,703,250	5,442,897
Extraordinary Item	-	-	-
Provision for Income Tax	29,638	94,214	208,167
Net Income (Loss)	80,526	256,226	621,728
Write-Ins for Other Revenues			
HIF Reimbursement	-	-	-
ASO for ECF	-	-	-
Total Other Revenues	-	-	-
Write-Ins for Other Medical and Hospital			
	-	-	-
Total Other Medical and Hospital	-	-	-
Write-Ins for Other MH & SS			
	-	-	-
Total Other MH & SS	-	-	-
Write-Ins for Other Administration			
ACA Health Insurer Fee	-	-	-
Outsourced Services	25,522	65,264	94,829
Postage, Express, and Telephone	1,693	5,608	11,003
Administrative Service Fee	-	-	-
Legal Fees	906	3,690	5,476
Travel	920	2,599	2,798
Auditing, Actuarial, and Other consulting	7,633	28,355	50,775
Other Administration < \$175,000 YTD	37,571	90,539	109,289
Total Other Administration	74,245	196,055	274,171

EXHIBIT 2 - ACCIDENT AND HEALTH PREMIUMS DUE AND UNPAID

1 Name of Debtor	2 1 - 30 Days	3 31 - 60 Days	4 61 - 90 Days	5 Over 90 Days	6 Nonadmitted	7 Admitted
0199999 Total individuals.....						
Group Subscribers:						
0299997. Group subscriber subtotal	0	0	0	0	0	0
0299998. Premiums due and unpaid not individually listed						
0299999. Total group	0	0	0	0	0	0
0399999. Premiums due and unpaid from Medicare entities	314,392		37,949	1,026,181		1,378,522
0499999. Premiums due and unpaid from Medicaid entities	6,428,433					6,428,433
.....						
.....						
.....						
.....						
.....						
.....						
.....						
.....						
.....						
.....						
.....						
.....						
.....						
.....						
.....						
.....						
.....						
.....						
.....						
0599999 Accident and health premiums due and unpaid (Page 2, Line 15)	6,742,825	0	37,949	1,026,181	0	7,806,955

EXHIBIT 5 - AMOUNTS DUE FROM PARENT, SUBSIDIARIES AND AFFILIATES

1 Name of Affiliate	2 1 - 30 Days	3 31 - 60 Days	4 61 - 90 Days	5 Over 90 Days	6 Nonadmitted	Admitted	
						7 Current	8 Non-Current
0199999 Total - Individually listed receivables	NONE					0	
0299999 Receivables not individually listed						0	
0399999 Total gross amounts receivable						0	