

**QUARTERLY STATEMENT**

**OF THE**

**UnitedHealthcare Plan of the River Valley, Inc.**

**TO THE**

**Insurance Department**

**OF THE**

**STATE OF**

Illinois

FOR THE QUARTER ENDED  
MARCH 31, 2023

HEALTH

**2023**

STATEMENT AS OF MARCH 31, 2023 OF THE UnitedHealthcare Plan of the River Valley, Inc.



**HEALTH QUARTERLY STATEMENT**  
 AS OF MARCH 31, 2023  
 OF THE CONDITION AND AFFAIRS OF THE  
**UnitedHealthcare Plan of the River Valley, Inc.**

NAIC Group Code 0707 0707 NAIC Company Code 95378 Employer's ID Number 36-3379945  
(Current) (Prior)

Organized under the Laws of Illinois, State of Domicile or Port of Entry IL

Country of Domicile United States of America

Licensed as business type: Health Maintenance Organization

Is HMO Federally Qualified? Yes [ ] No [ X ]

Incorporated/Organized 08/05/1985 Commenced Business 12/19/1985

Statutory Home Office 1 KONE Court, 101 17th Street, Suite 301 Moline, IL, US 61265  
(Street and Number) (City or Town, State, Country and Zip Code)

Main Administrative Office 1 KONE Court, 101 17th Street, Suite 301  
Moline, IL, US 61265 309-736-4600  
(City or Town, State, Country and Zip Code) (Area Code) (Telephone Number)

Mail Address 9800 Health Care Lane, MN006-W500 Minnetonka, MN, US 55343  
(Street and Number or P.O. Box) (City or Town, State, Country and Zip Code)

Primary Location of Books and Records 1 KONE Court, 101 17th Street, Suite 301  
Moline, IL, US 61265 309-736-4600  
(City or Town, State, Country and Zip Code) (Area Code) (Telephone Number)

Internet Website Address UHCRiverValley.com

Statutory Statement Contact Robyn Melissa Carter 952-979-6131  
(Name) (Area Code) (Telephone Number)  
regreporting\_illinois@uhc.com 952-931-4651  
(E-mail Address) (FAX Number)

**OFFICERS**

President Ute Wegfarth Strand Treasurer Peter Marshall Gill  
 Vice President Nyle Brent Cottingham Chief Financial Officer James Wesley Kelly

**OTHER**

Heather Anastasia Lang, Assistant Secretary Nicholas Robert Shjerve, Secretary Robert Andersen Broomfield, President, Commercial  
Jessica Leigh Zuba, Assistant Secretary

**DIRECTORS OR TRUSTEES**

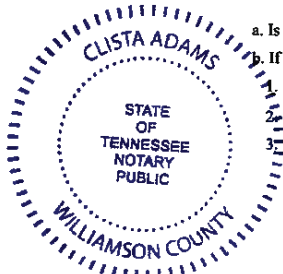
Craig Lee Bartholomew Robert Andersen Broomfield Brendan Paul Hostetler  
James Wesley Kelly Ute Wegfarth Strand Scott Edward Williams  
Mollie Katherine Zito

State of Minnesota State of Tennessee State of Tennessee  
 County of tennesse County of Williamson County of Williamson


The officers of this reporting entity being duly sworn, each depose and say that they are the described officers of said reporting entity, and that on the reporting period stated above, all of the herein described assets were the absolute property of the said reporting entity, free and clear from any liens or claims thereon, except as herein stated, and that this statement, together with related exhibits, schedules and explanations therein contained, annexed or referred to, is a full and true statement of all the assets and liabilities and of the condition and affairs of the said reporting entity as of the reporting period stated above, and of its income and deductions there from for the period ended, and have been completed in accordance with the NAIC Annual Statement Instructions and Accounting Practices and Procedures manual except to the extent that: (1) state law may differ; or, (2) that state rules or regulations require differences in reporting not related to accounting practices and procedures, according to the best of their information, knowledge and belief, respectively. Furthermore, the scope of this attestation by the described officers also includes the related corresponding electronic filing with the NAIC, when required, that is an exact copy (except for formatting differences due to electronic filing) of the enclosed statement. The electronic filing may be requested by various regulators in lieu of or in addition to the enclosed statement.

Nicholas Robert Shjerve Ute Wegfarth Strand James Wesley Kelly  
 Secretary President Chief Financial Officer

Subscribed and sworn to before me this 17 day of April 2023 Subscribed and sworn to before me this 24 day of April 2023 Subscribed and sworn to before me this 24 day of April 2023  
Brenda Louise Ryan Clista Adams Clista Adams



a. Is this an original filing?.....  
 b. If no, State the amendment number.....  
 c. Date filed.....  
 d. Number of pages attached.....



STATEMENT AS OF MARCH 31, 2023 OF THE UnitedHealthcare Plan of the River Valley, Inc.

**ASSETS**

|  | Current Statement Date |                         |   | 4<br>December 31<br>Prior Year Net<br>Admitted Assets |
|--|------------------------|-------------------------|---|---|
|  | 1<br>Assets            | 2<br>Nonadmitted Assets | 3<br>Net Admitted Assets<br>(Cols. 1 - 2) |   |
| 1. Bonds .....   | 793,413,297            | 0                       | 793,413,297                               | 768,456,306   |
| 2. Stocks:   |                        |                         |   |   |
| 2.1 Preferred stocks .....   | 0                      | 0                       | 0   | 0   |
| 2.2 Common stocks .....  | 0                      | 0                       | 0   | 0   |
| 3. Mortgage loans on real estate:  |                        |                         |   |   |
| 3.1 First liens .....  | 0                      | 0                       | 0   | 0   |
| 3.2 Other than first liens.....  | 0                      | 0                       | 0   | 0   |
| 4. Real estate:  |                        |                         |   |   |
| 4.1 Properties occupied by the company (less \$ .....0<br>encumbrances) .....  | 0                      | 0                       | 0   | 0   |
| 4.2 Properties held for the production of income (less<br>\$ .....0 encumbrances) .....  | 0                      | 0                       | 0   | 0   |
| 4.3 Properties held for sale (less \$ .....0<br>encumbrances) .....  | 0                      | 0                       | 0   | 0   |
| 5. Cash (\$ ..... 10,405 ), cash equivalents<br>(\$ .....229,607,787 ) and short-term<br>investments (\$ .....117,707,419 ) .....                            | 347,325,611            | 0                       | 347,325,611                               | 232,353,768   |
| 6. Contract loans (including \$ .....0 premium notes) .....  | 0                      | 0                       | 0   | 0   |
| 7. Derivatives .....   | 0                      | 0                       | 0   | 0   |
| 8. Other invested assets .....   | 3,373,994              | 0                       | 3,373,994                                 | 3,996,186   |
| 9. Receivables for securities .....  | 0                      | 0                       | 0   | 2,300,000   |
| 10. Securities lending reinvested collateral assets .....  | 0                      | 0                       | 0   | 0   |
| 11. Aggregate write-ins for invested assets .....  | 0                      | 0                       | 0   | 0   |
| 12. Subtotals, cash and invested assets (Lines 1 to 11) .....  | 1,144,112,902          | 0                       | 1,144,112,902                             | 1,007,106,260   |
| 13. Title plants less \$ .....0 charged off (for Title insurers<br>only) .....   | 0                      | 0                       | 0   | 0   |
| 14. Investment income due and accrued .....  | 6,992,549              | 0                       | 6,992,549                                 | 7,712,468   |
| 15. Premiums and considerations:   |                        |                         |   |   |
| 15.1 Uncollected premiums and agents' balances in the course of collection .....   | 3,029,609              | 463,942                 | 2,565,667                                 | 2,151,932   |
| 15.2 Deferred premiums, agents' balances and installments booked but<br>deferred and not yet due (including \$ .....0<br>earned but unbilled premiums) ..... | 0                      | 0                       | 0   | 0   |
| 15.3 Accrued retrospective premiums (\$ .....7,823,291 ) and<br>contracts subject to redetermination (\$ .....87,888,359 ) .....                             | 94,788,797             | 0                       | 94,788,797                                | 47,439,156  |
| 16. Reinsurance:   |                        |                         |   |   |
| 16.1 Amounts recoverable from reinsurers .....   | 0                      | 0                       | 0   | 0   |
| 16.2 Funds held by or deposited with reinsured companies .....   | 0                      | 0                       | 0   | 0   |
| 16.3 Other amounts receivable under reinsurance contracts .....  | 0                      | 0                       | 0   | 0   |
| 17. Amounts receivable relating to uninsured plans .....   | 11,099,952             | 0                       | 11,099,952                                | 21,384,206  |
| 18.1 Current federal and foreign income tax recoverable and interest thereon ....  | 10,844,000             | 0                       | 10,844,000                                | 20,710,043  |
| 18.2 Net deferred tax asset .....  | 10,916,305             | 406,133                 | 10,510,172                                | 9,575,153   |
| 19. Guaranty funds receivable or on deposit .....  | 50,590                 | 0                       | 50,590                                    | 274,831   |
| 20. Electronic data processing equipment and software .....  | 0                      | 0                       | 0   | 0   |
| 21. Furniture and equipment, including health care delivery assets<br>(\$ .....0 ) .....   | 0                      | 0                       | 0   | 0   |
| 22. Net adjustment in assets and liabilities due to foreign exchange rates .....   | 0                      | 0                       | 0   | 0   |
| 23. Receivables from parent, subsidiaries and affiliates .....   | 116,637                | 116,637                 | 0   | 0   |
| 24. Health care (\$ .....75,740,222 ) and other amounts receivable .....   | 99,058,212             | 23,317,990              | 75,740,222                                | 71,136,692  |
| 25. Aggregate write-ins for other than invested assets .....   | 778,105                | 778,105                 | 0   | 11,298  |
| 26. Total assets excluding Separate Accounts, Segregated Accounts and<br>Protected Cell Accounts (Lines 12 to 25) .....                                      | 1,381,787,658          | 25,082,807              | 1,356,704,851                             | 1,187,502,039   |
| 27. From Separate Accounts, Segregated Accounts and Protected Cell<br>Accounts .....   | 0                      | 0                       | 0   | 0   |
| 28. Total (Lines 26 and 27)  | 1,381,787,658          | 25,082,807              | 1,356,704,851                             | 1,187,502,039   |
| <b>DETAILS OF WRITE-INS</b>  |                        |                         |   |   |
| 1101. ....   |                        |                         |   |   |
| 1102. ....   |                        |                         |   |   |
| 1103. ....   |                        |                         |   |   |
| 1198. Summary of remaining write-ins for Line 11 from overflow page .....  | 0                      | 0                       | 0   | 0   |
| 1199. Totals (Lines 1101 through 1103 plus 1198)(Line 11 above)  | 0                      | 0                       | 0   | 0   |
| 2501. Notes Receivable .....   | 760,524                | 760,524                 | 0   | 0   |
| 2502. Miscellaneous Receivables and Prepaids .....   | 17,581                 | 17,581                  | 0   | 0   |
| 2503. State Taxes Recoverable .....  | 0                      | 0                       | 0   | 11,298  |
| 2598. Summary of remaining write-ins for Line 25 from overflow page .....  | 0                      | 0                       | 0   | 0   |
| 2599. Totals (Lines 2501 through 2503 plus 2598)(Line 25 above)  | 778,105                | 778,105                 | 0   | 11,298  |

**LIABILITIES, CAPITAL AND SURPLUS**

|   | Current Period |                |               | Prior Year    |
|---|----------------|----------------|---------------|---------------|
|   | 1<br>Covered   | 2<br>Uncovered | 3<br>Total    | 4<br>Total    |
| 1. Claims unpaid (less \$ .....0 reinsurance ceded) .....   | 357,278,621    | 0              | 357,278,621   | 333,552,551   |
| 2. Accrued medical incentive pool and bonus amounts .....   | 7,386,291      | 0              | 7,386,291     | 6,518,960     |
| 3. Unpaid claims adjustment expenses .....  | 3,477,827      | 0              | 3,477,827     | 3,181,358     |
| 4. Aggregate health policy reserves, including the liability of<br>\$ .....4,390,155 for medical loss ratio rebate per the Public<br>Health Service Act .....     | 168,458,534    | 0              | 168,458,534   | 162,283,654   |
| 5. Aggregate life policy reserves .....   | 0              | 0              | 0             | 0             |
| 6. Property/casualty unearned premium reserve .....   | 0              | 0              | 0             | 0             |
| 7. Aggregate health claim reserves .....  | 854,086        | 0              | 854,086       | 811,331       |
| 8. Premiums received in advance .....   | 203,509,340    | 0              | 203,509,340   | 81,960,839    |
| 9. General expenses due or accrued .....  | 42,350,666     | 0              | 42,350,666    | 43,078,563    |
| 10.1 Current federal and foreign income tax payable and interest thereon<br>(including \$ .....0 on realized gains (losses)) .....                                | 0              | 0              | 0             | 0             |
| 10.2 Net deferred tax liability .....   | 0              | 0              | 0             | 0             |
| 11. Ceded reinsurance premiums payable .....  | 324,563        | 0              | 324,563       | 268,158       |
| 12. Amounts withheld or retained for the account of others.....   | 37,811         | 0              | 37,811        | 21,347        |
| 13. Remittances and items not allocated .....   | 2,347          | 0              | 2,347         | 1,971         |
| 14. Borrowed money (including \$ .....0 current) and<br>interest thereon \$ .....0 (including<br>\$ .....0 current) .....   | 0              | 0              | 0             | 0             |
| 15. Amounts due to parent, subsidiaries and affiliates .....  | 51,948,460     | 0              | 51,948,460    | 71,835,773    |
| 16. Derivatives .....   | 0              | 0              | 0             | 0             |
| 17. Payable for securities .....  | 0              | 0              | 0             | 0             |
| 18. Payable for securities lending .....  | 0              | 0              | 0             | 0             |
| 19. Funds held under reinsurance treaties (with \$ .....0<br>authorized reinsurers, \$ .....0 unauthorized<br>reinsurers and \$ .....0 certified reinsurers)..... | 0              | 0              | 0             | 0             |
| 20. Reinsurance in unauthorized and certified (\$ .....0 )<br>companies .....   | 0              | 0              | 0             | 0             |
| 21. Net adjustments in assets and liabilities due to foreign exchange rates .....   | 0              | 0              | 0             | 0             |
| 22. Liability for amounts held under uninsured plans .....  | 126,553,390    | 0              | 126,553,390   | 125,802,911   |
| 23. Aggregate write-ins for other liabilities (including \$ .....0<br>current) .....  | 0              | 0              | 0             | 0             |
| 24. Total liabilities (Lines 1 to 23) .....   | 962,181,936    | 0              | 962,181,936   | 829,317,416   |
| 25. Aggregate write-ins for special surplus funds .....   | XXX            | XXX            | 0             | 0             |
| 26. Common capital stock .....  | XXX            | XXX            | 610,000       | 610,000       |
| 27. Preferred capital stock .....   | XXX            | XXX            | 0             | 0             |
| 28. Gross paid in and contributed surplus .....   | XXX            | XXX            | 104,977,137   | 104,977,137   |
| 29. Surplus notes .....   | XXX            | XXX            | 0             | 0             |
| 30. Aggregate write-ins for other than special surplus funds .....  | XXX            | XXX            | 1,500,000     | 1,500,000     |
| 31. Unassigned funds (surplus) .....  | XXX            | XXX            | 287,435,778   | 251,097,486   |
| 32. Less treasury stock, at cost:   |                |                |               |               |
| 32.1 .....0 shares common (value included in Line 26<br>\$ .....0 ) .....   | XXX            | XXX            | 0             | 0             |
| 32.2 .....0 shares preferred (value included in Line 27<br>\$ .....0 ) .....  | XXX            | XXX            | 0             | 0             |
| 33. Total capital and surplus (Lines 25 to 31 minus Line 32) .....  | XXX            | XXX            | 394,522,915   | 358,184,623   |
| 34. Total liabilities, capital and surplus (Lines 24 and 33)  | XXX            | XXX            | 1,356,704,851 | 1,187,502,039 |
| <b>DETAILS OF WRITE-INS</b>   |                |                |               |               |
| 2301. ....  |                |                |               |               |
| 2302. ....  |                |                |               |               |
| 2303. ....  |                |                |               |               |
| 2398. Summary of remaining write-ins for Line 23 from overflow page .....   | 0              | 0              | 0             | 0             |
| 2399. Totals (Lines 2301 through 2303 plus 2398)(Line 23 above)   | 0              | 0              | 0             | 0             |
| 2501. ....  | XXX            | XXX            |               |               |
| 2502. ....  | XXX            | XXX            |               |               |
| 2503. ....  | XXX            | XXX            |               |               |
| 2598. Summary of remaining write-ins for Line 25 from overflow page .....   | XXX            | XXX            | 0             | 0             |
| 2599. Totals (Lines 2501 through 2503 plus 2598)(Line 25 above)   | XXX            | XXX            | 0             | 0             |
| 3001. Statutory Fund .....  | XXX            | XXX            | 1,500,000     | 1,500,000     |
| 3002. ....  | XXX            | XXX            |               |               |
| 3003. ....  | XXX            | XXX            |               |               |
| 3098. Summary of remaining write-ins for Line 30 from overflow page .....   | XXX            | XXX            | 0             | 0             |
| 3099. Totals (Lines 3001 through 3003 plus 3098)(Line 30 above)   | XXX            | XXX            | 1,500,000     | 1,500,000     |

**STATEMENT OF REVENUE AND EXPENSES**

|   | Current Year<br>To Date |               | Prior Year<br>To Date | Prior Year Ended<br>December 31 |
|---|-------------------------|---------------|-----------------------|---------------------------------|
|   | 1<br>Uncovered          | 2<br>Total    | 3<br>Total            | 4<br>Total                      |
| 1. Member Months .....  | XXX                     | 1,872,917     | 1,788,215             | 7,200,005                       |
| 2. Net premium income ( including \$ .....0 non-health<br>premium income).....  | XXX                     | 995,567,147   | 907,215,211           | 3,636,408,029                   |
| 3. Change in unearned premium reserves and reserve for rate credits.....  | XXX                     | 12,517,260    | 20,387,605            | 76,619,182                      |
| 4. Fee-for-service (net of \$ .....0 medical expenses).....   | XXX                     | 0             | 0                     | 0                               |
| 5. Risk revenue .....   | XXX                     | 0             | 0                     | 0                               |
| 6. Aggregate write-ins for other health care related revenues .....   | XXX                     | 0             | 0                     | 0                               |
| 7. Aggregate write-ins for other non-health revenues .....  | XXX                     | 0             | 0                     | 0                               |
| 8. Total revenues (Lines 2 to 7) .....  | XXX                     | 1,008,084,407 | 927,602,816           | 3,713,027,211                   |
| <b>Hospital and Medical:</b>  |                         |               |                       |                                 |
| 9. Hospital/medical benefits .....  | 0                       | 786,570,525   | 706,991,864           | 2,936,336,588                   |
| 10. Other professional services .....   | 0                       | 16,098,553    | 8,941,357             | 40,896,725                      |
| 11. Outside referrals .....   | 0                       | 0             | 0                     | 0                               |
| 12. Emergency room and out-of-area .....  | 0                       | 0             | 0                     | 0                               |
| 13. Prescription drugs .....  | 0                       | 24,305,502    | 22,606,149            | 56,137,845                      |
| 14. Aggregate write-ins for other hospital and medical .....  | 0                       | 0             | 0                     | 0                               |
| 15. Incentive pool, withhold adjustments and bonus amounts .....  | 0                       | 2,514,909     | 2,359,812             | 17,873,741                      |
| 16. Subtotal (Lines 9 to 15) .....  | 0                       | 829,489,489   | 740,899,182           | 3,051,244,899                   |
| <b>Less:</b>  |                         |               |                       |                                 |
| 17. Net reinsurance recoveries .....  | 0                       | 0             | 0                     | 0                               |
| 18. Total hospital and medical (Lines 16 minus 17) .....  | 0                       | 829,489,489   | 740,899,182           | 3,051,244,899                   |
| 19. Non-health claims (net) .....   | 0                       | 0             | 0                     | 0                               |
| 20. Claims adjustment expenses, including \$ .....34,141,739 cost<br>containment expenses .....   | 0                       | 44,079,988    | 46,823,482            | 160,807,838                     |
| 21. General administrative expenses .....   | 0                       | 93,872,898    | 80,788,415            | 347,652,383                     |
| 22. Increase in reserves for life and accident and health contracts<br>(including \$ .....0 increase in reserves for life only) .                         | 0                       | 0             | 0                     | 0                               |
| 23. Total underwriting deductions (Lines 18 through 22).....  | 0                       | 967,442,375   | 868,511,079           | 3,559,705,120                   |
| 24. Net underwriting gain or (loss) (Lines 8 minus 23) .....  | XXX                     | 40,642,032    | 59,091,737            | 153,322,091                     |
| 25. Net investment income earned .....  | 0                       | 8,361,538     | 2,715,840             | 20,762,677                      |
| 26. Net realized capital gains (losses) less capital gains tax of<br>\$ ..... (1,417) .....   | 0                       | (5,332)       | 15,207                | (2,513,686)                     |
| 27. Net investment gains (losses) (Lines 25 plus 26) .....  | 0                       | 8,356,206     | 2,731,047             | 18,248,991                      |
| 28. Net gain or (loss) from agents' or premium balances charged off [(amount<br>recovered \$ .....2,118 )<br>(amount charged off \$ ..... (4,929) )]..... | 0                       | (2,811)       | 511                   | (1,681)                         |
| 29. Aggregate write-ins for other income or expenses .....  | 0                       | 0             | 0                     | (15)                            |
| 30. Net income or (loss) after capital gains tax and before all other federal<br>income taxes (Lines 24 plus 27 plus 28 plus 29) .....                    | XXX                     | 48,995,427    | 61,823,295            | 171,569,386                     |
| 31. Federal and foreign income taxes incurred .....   | XXX                     | 9,867,460     | 14,413,301            | 37,859,153                      |
| 32. Net income (loss) (Lines 30 minus 31) .....   | XXX                     | 39,127,967    | 47,409,994            | 133,710,233                     |
| <b>DETAILS OF WRITE-INS</b>   |                         |               |                       |                                 |
| 0601. ....  | XXX                     |               |                       |                                 |
| 0602. ....  | XXX                     |               |                       |                                 |
| 0603. ....  | XXX                     |               |                       |                                 |
| 0698. Summary of remaining write-ins for Line 6 from overflow page .....  | XXX                     | 0             | 0                     | 0                               |
| 0699. Totals (Lines 0601 through 0603 plus 0698)(Line 6 above) .....  | XXX                     | 0             | 0                     | 0                               |
| 0701. ....  | XXX                     |               |                       |                                 |
| 0702. ....  | XXX                     |               |                       |                                 |
| 0703. ....  | XXX                     |               |                       |                                 |
| 0798. Summary of remaining write-ins for Line 7 from overflow page .....  | XXX                     | 0             | 0                     | 0                               |
| 0799. Totals (Lines 0701 through 0703 plus 0798)(Line 7 above) .....  | XXX                     | 0             | 0                     | 0                               |
| 1401. ....  |                         |               |                       |                                 |
| 1402. ....  |                         |               |                       |                                 |
| 1403. ....  |                         |               |                       |                                 |
| 1498. Summary of remaining write-ins for Line 14 from overflow page .....   | 0                       | 0             | 0                     | 0                               |
| 1499. Totals (Lines 1401 through 1403 plus 1498)(Line 14 above) .....   | 0                       | 0             | 0                     | 0                               |
| 2901. Fines & Penalties – Paid and Accrued .....  | 0                       | 0             | 0                     | (15)                            |
| 2902. ....  |                         |               |                       |                                 |
| 2903. ....  |                         |               |                       |                                 |
| 2998. Summary of remaining write-ins for Line 29 from overflow page .....   | 0                       | 0             | 0                     | 0                               |
| 2999. Totals (Lines 2901 through 2903 plus 2998)(Line 29 above) .....   | 0                       | 0             | 0                     | (15)                            |

**STATEMENT OF REVENUE AND EXPENSES (Continued)**

|   | 1<br>Current Year<br>to Date | 2<br>Prior Year<br>to Date | 3<br>Prior Year Ended<br>December 31 |
|---|------------------------------|----------------------------|--------------------------------------|
| <b>CAPITAL AND SURPLUS ACCOUNT</b>  |                              |                            |                                      |
| 33. Capital and surplus prior reporting year.....                                       | 358,184,623                  | 422,616,047                | 422,616,047                          |
| 34. Net income or (loss) from Line 32 .....   | 39,127,967                   | 47,409,994                 | 133,710,233                          |
| 35. Change in valuation basis of aggregate policy and claim reserves .....              | 0                            | 0                          | 0                                    |
| 36. Change in net unrealized capital gains (losses) less capital gains tax of \$ .....0 | 0                            | 0                          | 0                                    |
| 37. Change in net unrealized foreign exchange capital gain or (loss) .....              | 0                            | 0                          | 0                                    |
| 38. Change in net deferred income tax .....   | 935,019                      | 1,995,603                  | 4,492,439                            |
| 39. Change in nonadmitted assets .....  | (3,724,694)                  | 169,267                    | (3,634,096)                          |
| 40. Change in unauthorized and certified reinsurance .....                              | 0                            | 0                          | 0                                    |
| 41. Change in treasury stock .....  | 0                            | 0                          | 0                                    |
| 42. Change in surplus notes .....   | 0                            | 0                          | 0                                    |
| 43. Cumulative effect of changes in accounting principles.....                          | 0                            | 0                          | 0                                    |
| 44. Capital Changes:  |                              |                            |                                      |
| 44.1 Paid in .....  | 0                            | 0                          | 0                                    |
| 44.2 Transferred from surplus (Stock Dividend).....                                     | 0                            | 0                          | 0                                    |
| 44.3 Transferred to surplus.....  | 0                            | 0                          | 0                                    |
| 45. Surplus adjustments:  |                              |                            |                                      |
| 45.1 Paid in .....  | 0                            | 0                          | 0                                    |
| 45.2 Transferred to capital (Stock Dividend) .....                                      | 0                            | 0                          | 0                                    |
| 45.3 Transferred from capital .....   | 0                            | 0                          | 0                                    |
| 46. Dividends to stockholders .....   | 0                            | (50,000,000)               | (199,000,000)                        |
| 47. Aggregate write-ins for gains or (losses) in surplus .....                          | 0                            | 0                          | 0                                    |
| 48. Net change in capital & surplus (Lines 34 to 47) .....                              | 36,338,292                   | (425,136)                  | (64,431,424)                         |
| 49. Capital and surplus end of reporting period (Line 33 plus 48)                       | 394,522,915                  | 422,190,911                | 358,184,623                          |
| <b>DETAILS OF WRITE-INS</b>   |                              |                            |                                      |
| 4701. ....  |                              |                            |                                      |
| 4702. ....  |                              |                            |                                      |
| 4703. ....  |                              |                            |                                      |
| 4798. Summary of remaining write-ins for Line 47 from overflow page .....               | 0                            | 0                          | 0                                    |
| 4799. Totals (Lines 4701 through 4703 plus 4798)(Line 47 above)                         | 0                            | 0                          | 0                                    |

STATEMENT AS OF MARCH 31, 2023 OF THE UnitedHealthcare Plan of the River Valley, Inc.

**CASH FLOW**

|  | 1<br>Current Year<br>To Date | 2<br>Prior Year<br>To Date | 3<br>Prior Year Ended<br>December 31 |
|--|------------------------------|----------------------------|--------------------------------------|
| <b>Cash from Operations</b>  |                              |                            |                                      |
| 1. Premiums collected net of reinsurance .....   | 1,088,117,222                | 900,555,444                | 3,673,825,248                        |
| 2. Net investment income .....   | 11,092,450                   | 5,294,861                  | 26,996,602                           |
| 3. Miscellaneous income .....  | 0                            | 0                          | 0                                    |
| 4. Total (Lines 1 to 3) .....  | 1,099,209,672                | 905,850,305                | 3,700,821,850                        |
| 5. Benefit and loss related payments .....   | 813,374,767                  | 724,424,782                | 3,039,581,220                        |
| 6. Net transfers to Separate Accounts, Segregated Accounts and Protected Cell Accounts .....                             | 0                            | 0                          | 0                                    |
| 7. Commissions, expenses paid and aggregate write-ins for deductions .....   | 127,135,263                  | 51,271,981                 | 393,235,109                          |
| 8. Dividends paid to policyholders .....   | 0                            | 0                          | 0                                    |
| 9. Federal and foreign income taxes paid (recovered) net of \$ .....0 tax on capital gains (losses) .....                | 0                            | 0                          | 44,306,744                           |
| 10. Total (Lines 5 through 9) .....  | 940,510,030                  | 775,696,763                | 3,477,123,073                        |
| 11. Net cash from operations (Line 4 minus Line 10) .....  | 158,699,642                  | 130,153,542                | 223,698,777                          |
| <b>Cash from Investments</b>   |                              |                            |                                      |
| 12. Proceeds from investments sold, matured or repaid:   |                              |                            |                                      |
| 12.1 Bonds .....   | 14,855,783                   | 29,842,807                 | 218,198,521                          |
| 12.2 Stocks .....  | 0                            | 0                          | 0                                    |
| 12.3 Mortgage loans .....  | 0                            | 0                          | 0                                    |
| 12.4 Real estate .....   | 0                            | 0                          | 0                                    |
| 12.5 Other invested assets .....   | 0                            | 0                          | 0                                    |
| 12.6 Net gains or (losses) on cash, cash equivalents and short-term investments .....                                    | (65)                         | 0                          | (10,755)                             |
| 12.7 Miscellaneous proceeds .....  | 2,300,000                    | 0                          | 0                                    |
| 12.8 Total investment proceeds (Lines 12.1 to 12.7) .....  | 17,155,718                   | 29,842,807                 | 218,187,766                          |
| 13. Cost of investments acquired (long-term only):   |                              |                            |                                      |
| 13.1 Bonds .....   | 41,171,667                   | 26,272,511                 | 273,514,040                          |
| 13.2 Stocks .....  | 0                            | 0                          | 0                                    |
| 13.3 Mortgage loans .....  | 0                            | 0                          | 0                                    |
| 13.4 Real estate .....   | 0                            | 0                          | 0                                    |
| 13.5 Other invested assets .....   | 0                            | 0                          | 0                                    |
| 13.6 Miscellaneous applications .....  | 0                            | 0                          | 2,300,000                            |
| 13.7 Total investments acquired (Lines 13.1 to 13.6) .....   | 41,171,667                   | 26,272,511                 | 275,814,040                          |
| 14. Net increase (or decrease) in contract loans and premium notes .....   | 0                            | 0                          | 0                                    |
| 15. Net cash from investments (Line 12.8 minus Line 13.7 and Line 14) .....  | (24,015,949)                 | 3,570,296                  | (57,626,274)                         |
| <b>Cash from Financing and Miscellaneous Sources</b>   |                              |                            |                                      |
| 16. Cash provided (applied):   |                              |                            |                                      |
| 16.1 Surplus notes, capital notes .....  | 0                            | 0                          | 0                                    |
| 16.2 Capital and paid in surplus, less treasury stock .....  | 0                            | 0                          | 0                                    |
| 16.3 Borrowed funds .....  | 0                            | 0                          | 0                                    |
| 16.4 Net deposits on deposit-type contracts and other insurance liabilities .....  | 0                            | 0                          | 0                                    |
| 16.5 Dividends to stockholders .....   | 0                            | 50,000,000                 | 199,000,000                          |
| 16.6 Other cash provided (applied) .....   | (19,711,850)                 | 14,288,005                 | (1,752,790)                          |
| 17. Net cash from financing and miscellaneous sources (Line 16.1 through Line 16.4 minus Line 16.5 plus Line 16.6) ..... | (19,711,850)                 | (35,711,995)               | (200,752,790)                        |
| <b>RECONCILIATION OF CASH, CASH EQUIVALENTS AND SHORT-TERM INVESTMENTS</b>   |                              |                            |                                      |
| 18. Net change in cash, cash equivalents and short-term investments (Line 11, plus Lines 15 and 17) .....                | 114,971,843                  | 98,011,843                 | (34,680,287)                         |
| 19. Cash, cash equivalents and short-term investments:   |                              |                            |                                      |
| 19.1 Beginning of year .....   | 232,353,768                  | 267,034,055                | 267,034,055                          |
| 19.2 End of period (Line 18 plus Line 19.1) .....  | 347,325,611                  | 365,045,898                | 232,353,768                          |

Note: Supplemental disclosures of cash flow information for non-cash transactions:

|  |  |  |  |
|--|--|--|--|
|  |  |  |  |
|--|--|--|--|

**EXHIBIT OF PREMIUMS, ENROLLMENT AND UTILIZATION**

|  | 1<br>Total    | Comprehensive<br>(Hospital & Medical) |            | 4<br>Medicare<br>Supplement | 5<br>Vision Only | 6<br>Dental Only | 7<br>Federal<br>Employees<br>Health<br>Benefits Plan | 8<br>Title XVIII<br>Medicare | 9<br>Title XIX<br>Medicaid | 10<br>Credit A&H | 11<br>Disability<br>Income | 12<br>Long-Term<br>Care | 13<br>Other Health | 14<br>Other<br>Non-Health |
|--|---------------|---------------------------------------|------------|-----------------------------|------------------|------------------|--|------------------------------|----------------------------|------------------|----------------------------|-------------------------|--------------------|---------------------------|
|  |               | 2<br>Individual                       | 3<br>Group |                             |                  |                  |  |                              |                            |                  |                            |                         |                    |                           |
| <b>Total Members at end of:</b>                            |               |                                       |            |                             |                  |                  |  |                              |                            |                  |                            |                         |                    |                           |
| 1. Prior Year .....  | 626,130       | 13,403                                | 16,941     | 0                           | 0                | 0                | 0  | 75,585                       | 520,201                    | 0                | 0                          | 0                       | 0                  | 0                         |
| 2. First Quarter .....                                     | 629,224       | 13,735                                | 16,294     | 0                           | 0                | 0                | 0  | 71,053                       | 528,142                    | 0                | 0                          | 0                       | 0                  | 0                         |
| 3. Second Quarter .....                                    | 0             | 0                                     | 0          | 0                           | 0                | 0                | 0  | 0                            | 0                          | 0                | 0                          | 0                       | 0                  | 0                         |
| 4. Third Quarter .....                                     | 0             | 0                                     | 0          | 0                           | 0                | 0                | 0  | 0                            | 0                          | 0                | 0                          | 0                       | 0                  | 0                         |
| 5. Current Year  | 0             | 0                                     | 0          | 0                           | 0                | 0                | 0  | 0                            | 0                          | 0                | 0                          | 0                       | 0                  | 0                         |
| 6. Current Year Member Months                              | 1,872,917     | 41,893                                | 48,741     | 0                           | 0                | 0                | 0  | 215,070                      | 1,567,213                  | 0                | 0                          | 0                       | 0                  | 0                         |
| <b>Total Member Ambulatory Encounters for Period:</b>      |               |                                       |            |                             |                  |                  |  |                              |                            |                  |                            |                         |                    |                           |
| 7. Physician .....   | 1,835,507     | 26,853                                | 45,911     | 0                           | 0                | 0                | 0  | 591,763                      | 1,170,980                  | 0                | 0                          | 0                       | 0                  | 0                         |
| 8. Non-Physician .....                                     | 935,299       | 10,825                                | 1,854      | 0                           | 0                | 0                | 0  | 334,394                      | 588,226                    | 0                | 0                          | 0                       | 0                  | 0                         |
| 9. Total   | 2,770,806     | 37,678                                | 47,765     | 0                           | 0                | 0                | 0  | 926,157                      | 1,759,206                  | 0                | 0                          | 0                       | 0                  | 0                         |
| 10. Hospital Patient Days Incurred                         | 255,756       | 1,129                                 | 322        | 0                           | 0                | 0                | 0  | 17,585                       | 236,720                    | 0                | 0                          | 0                       | 0                  | 0                         |
| 11. Number of Inpatient Admissions                         | 18,312        | 460                                   | 115        | 0                           | 0                | 0                | 0  | 3,127                        | 14,610                     | 0                | 0                          | 0                       | 0                  | 0                         |
| 12. Health Premiums Written (a) .....                      | 996,574,808   | 4,883,459                             | 26,753,398 | 0                           | 0                | 0                | 0  | 400,315,981                  | 564,621,970                | 0                | 0                          | 0                       | 0                  | 0                         |
| 13. Life Premiums Direct .....                             | 0             | 0                                     | 0          | 0                           | 0                | 0                | 0  | 0                            | 0                          | 0                | 0                          | 0                       | 0                  | 0                         |
| 14. Property/Casualty Premiums Written .....               | 0             | 0                                     | 0          | 0                           | 0                | 0                | 0  | 0                            | 0                          | 0                | 0                          | 0                       | 0                  | 0                         |
| 15. Health Premiums Earned.....                            | 1,009,092,068 | 8,583,788                             | 27,246,954 | 0                           | 0                | 0                | 0  | 408,639,357                  | 564,621,969                | 0                | 0                          | 0                       | 0                  | 0                         |
| 16. Property/Casualty Premiums Earned                      | 0             | 0                                     | 0          | 0                           | 0                | 0                | 0  | 0                            | 0                          | 0                | 0                          | 0                       | 0                  | 0                         |
| 17. Amount Paid for Provision of Health Care Services..... | 813,374,767   | 6,950,184                             | 18,838,130 | 0                           | 0                | 0                | 0  | 332,620,273                  | 454,966,180                | 0                | 0                          | 0                       | 0                  | 0                         |
| 18. Amount Incurred for Provision of Health Care Services  | 829,489,489   | 6,956,009                             | 18,164,213 | 0                           | 0                | 0                | 0  | 337,178,566                  | 467,190,701                | 0                | 0                          | 0                       | 0                  | 0                         |

(a) For health premiums written: amount of Medicare Title XVIII exempt from state taxes or fees \$ ..... 400,315,981





## UNDERWRITING AND INVESTMENT EXHIBIT

### ANALYSIS OF CLAIMS UNPAID - PRIOR YEAR - NET OF REINSURANCE

| Line of Business   | Claims Paid<br>Year to Date   |   | Liability<br>End of Current Quarter                  |   | 5<br>Claims Incurred in<br>Prior Years<br>(Columns 1 + 3) | 6<br>Estimated Claim<br>Reserve and<br>Claim Liability<br>December 31 of<br>Prior Year |
|--|---|---|--|---|---|--|
|  | 1<br>On<br>Claims Incurred Prior<br>to January 1 of<br>Current Year | 2<br>On<br>Claims Incurred<br>During the Year | 3<br>On<br>Claims Unpaid<br>Dec. 31<br>of Prior Year | 4<br>On<br>Claims Incurred<br>During the Year |   |  |
| 1. Comprehensive (hospital and medical) individual ..... | 1,840,230   | 5,109,955                                     | 905,222  | 2,294,232                                     | 2,745,452   | 3,198,304  |
| 2. Comprehensive (hospital and medical) group .....      | 5,359,204   | 13,477,842                                    | 2,840,827  | 6,696,189                                     | 8,200,031   | 9,835,032  |
| 3. Medicare Supplement .....                             | 0   | 0   | 0  | 0   | 0   | 0  |
| 4. Dental Only .....                                     | 0   | 0   | 0  | 0   | 0   | 0  |
| 5. Vision Only .....                                     | 0   | 0   | 0  | 0   | 0   | 0  |
| 6. Federal Employees Health Benefits Plan .....          | 0   | 0   | 0  | 0   | 0   | 0  |
| 7. Title XVIII - Medicare .....                          | 37,062,205  | 294,424,421                                   | 15,541,673   | 96,397,992                                    | 52,603,878  | 101,739,218  |
| 8. Title XIX - Medicaid .....                            | 155,017,293   | 299,436,038                                   | 70,532,983   | 162,923,589                                   | 225,550,276   | 219,591,328  |
| 9. Credit A&H .....                                      | 0   | 0   | 0  | 0   | 0   | 0  |
| 10. Disability Income .....                              | 0   | 0   | 0  | 0   | 0   | 0  |
| 11. Long-term care .....                                 | 0   | 0   | 0  | 0   | 0   | 0  |
| 12. Other health .....                                   | 0   | 0   | 0  | 0   | 0   | 0  |
| 13. Health subtotal (Lines 1 to 12) .....                | 199,278,932   | 612,448,256                                   | 89,820,705   | 268,312,002                                   | 289,099,637   | 334,363,882  |
| 14. Health care receivables (a) .....                    | 42,706,988  | 37,085,540                                    | 0  | 19,265,596                                    | 42,706,988  | 90,536,690   |
| 15. Other non-health .....                               | 0   | 0   | 0  | 0   | 0   | 0  |
| 16. Medical incentive pools and bonus amounts .....      | 598,831   | 1,048,748                                     | 4,510,762  | 2,875,529                                     | 5,109,593   | 6,518,960  |
| 17. Totals (Lines 13 - 14 + 15 + 16)                     | 157,170,775   | 576,411,464                                   | 94,331,467   | 251,921,935                                   | 251,502,242   | 250,346,152  |

(a) Excludes \$ .....88 loans or advances to providers not yet expensed.

## NOTES TO FINANCIAL STATEMENTS

### 1. SUMMARY OF SIGNIFICANT ACCOUNTING POLICIES AND GOING CONCERN

#### Organization and Operation

UnitedHealthcare Plan of the River Valley, Inc. (the "Company") is a wholly owned subsidiary of UnitedHealthcare, Inc. with UnitedHealth Group Incorporated ("UHG") as its ultimate parent. The Company is licensed as a health maintenance organization ("HMO") in Illinois by the Illinois Department of Insurance (the "Department") and is also licensed in three additional states. The Company offers comprehensive commercial products, Dual Special Needs Plan and Fully Integrated Dual Eligible Special Needs Medicare products to the dual-eligible population in the State of Tennessee, and has a contract in the State of Tennessee to offer Tennessee Bureau of TennCare ("TennCare") Medicaid and Children's Health Insurance Program ("CoverKids").

#### A. Accounting Practices

The statutory basis financial statements (herein referred to as "financial statements") of the Company are presented on the basis of accounting practices prescribed or permitted by the Department.

The Department recognizes only statutory accounting practices prescribed or permitted by the State of Illinois (the "State") for determining and reporting the financial condition and results of operations of an HMO, for determining its solvency under Illinois Insurance Law. The State prescribes the use of the National Association of Insurance Commissioners' ("NAIC") Accounting Practices and Procedures manual ("NAIC SAP") in effect for the accounting periods covered in the financial statements.

No significant differences exist between the practices prescribed or permitted by the State and the NAIC SAP which materially affect the statutory basis net income and capital and surplus, as illustrated in the table below:

|   | SSAP # | F/S Page # | F/S Line # | March 31,<br>2023     | December 31,<br>2022  |
|---|--------|------------|------------|-----------------------|-----------------------|
| <b>Net Income</b>   |        |            |            |                       |                       |
| (1) Company state basis (Page 4, Line 32, Columns 2 & 4)  | XXX    | XXX        | XXX        | \$ 39,127,967         | \$ 133,710,233        |
| (2) State prescribed practices that are an increase/(decrease) from NAIC SAP:<br>Not Applicable |        |            |            | -                     | -                     |
| (3) State permitted practices that are an increase/(decrease) from NAIC SAP:<br>Not Applicable  |        |            |            | -                     | -                     |
| (4) NAIC SAP (1 - 2 - 3 = 4)  | XXX    | XXX        | XXX        | <u>\$ 39,127,967</u>  | <u>\$ 133,710,233</u> |
| <b>Capital and Surplus</b>  |        |            |            |                       |                       |
| (5) Company state basis (Page 3, Line 33, Columns 3 & 4)  | XXX    | XXX        | XXX        | \$ 394,522,915        | \$ 358,184,623        |
| (6) State prescribed practices that are an increase/(decrease) from NAIC SAP:<br>Not Applicable |        |            |            | -                     | -                     |
| (7) State permitted practices that are an increase/(decrease) from NAIC SAP:<br>Not Applicable  |        |            |            | -                     | -                     |
| (8) NAIC SAP (5 - 6 - 7 = 8)  | XXX    | XXX        | XXX        | <u>\$ 394,522,915</u> | <u>\$ 358,184,623</u> |

#### B. Use of Estimates in the Preparation of the Financial Statements

No significant change.

#### C. Accounting Policy

- (1) No significant change.
- (2) The Company does not have any mandatory convertible securities or Securities Valuation Office of the NAIC identified funds (i.e.: exchange traded funds or bond mutual funds) in its bond portfolio.
- (3-5) No significant change.

- (6) U.S. government and agency securities and corporate debt securities include loan-backed securities (mortgage-backed securities and asset-backed securities), which are valued using the retrospective adjustment methodology. Prepayment assumptions for the determination of the book/adjusted carrying value, commonly referred to as amortized cost, of loan-backed securities are based on a three-month constant prepayment rate history obtained from external data source vendors. The Company's investment policy limits investments in nonagency residential mortgage-backed securities, including home equity and sub-prime mortgages, to 10% of total cash and invested assets. Total combined investments in mortgage-backed securities and asset-backed securities cannot exceed more than 30% of total cash and invested assets.

(7–13) No significant change.

**D. Going Concern**

The Company has the ability and will continue to operate for a period of time sufficient to carry out its commitments, obligations, and business objectives.

**2. ACCOUNTING CHANGES AND CORRECTIONS OF ERRORS**

No significant change.

**3. BUSINESS COMBINATIONS AND GOODWILL**

A–E. No significant change.

**4. DISCONTINUED OPERATIONS**

**A. Discontinued Operation Disposed of or Classified as Held for Sale**

(1–4) No significant change.

**B. Change in Plan of Sale of Discontinued Operations** — Not applicable.

**C. Nature of any Significant Continuing Involvement with Discontinued Operations after Disposal** — Not applicable.

**D. Equity Interest Retained in the Discontinued Operation after Disposal** — Not applicable.

**5. INVESTMENTS**

**A. Mortgage Loans, including Mezzanine Real Estate Loans** — Not applicable.

**B. Debt Restructuring** — Not applicable.

**C. Reverse Mortgages** — Not applicable.

**D. Loan-Backed Securities**

(1) U.S. government and agency securities and corporate debt securities include loan-backed securities (mortgage-backed securities and asset-backed securities), which are valued using the retrospective adjustment methodology. Prepayment assumptions for the determination of the book/adjusted carrying value, commonly referred to as amortized cost, of loan-backed securities are based on a three-month constant prepayment rate history obtained from external data source vendors.

(2) The Company did not recognize any other-than-temporary impairments ("OTTIs") on loan-backed securities as of March 31, 2023.

(3) The Company did not have any loan-backed securities with OTTIs to report by CUSIP as of March 31, 2023.

- (4) The following table illustrates the fair value, gross unrecognized unrealized losses, and length of time that the loan-backed securities have been in a continuous unrecognized unrealized loss position as of March 31, 2023 and December 31, 2022:

|  | <b>March 31, 2023</b>    |
|--|--------------------------|
| The aggregate amount of unrealized losses:                             |                          |
| 1. Less than 12 months   | \$ 545,616               |
| 2. 12 months or longer   | 12,608,524               |
| The aggregate related fair value of securities with unrealized losses: |                          |
| 1. Less than 12 months   | 29,605,827               |
| 2. 12 months or longer   | 83,218,740               |
|  | <b>December 31, 2022</b> |
| The aggregate amount of unrealized losses:                             |                          |
| 1. Less than 12 months   | \$ 4,008,701             |
| 2. 12 months or longer   | 10,840,239               |
| The aggregate related fair value of securities with unrealized losses: |                          |
| 1. Less than 12 months   | 75,761,819               |
| 2. 12 months or longer   | 54,388,221               |

- (5) The Company believes that it will continue to collect timely the principal and interest due on its loan-backed securities that have an amortized cost in excess of fair value. The unrealized losses were primarily caused by interest rate changes and not by unfavorable changes in the credit quality associated with these securities that impacted the assessment on collectability of principal and interest. At each reporting period, the Company evaluates available-for-sale debt securities for any credit-related impairment when the fair value of the investment is less than its amortized cost. The Company evaluated the expected cash flows, the underlying credit quality and credit ratings of the issuers, noting no significant credit deterioration since purchase. As of March 31, 2023, the unrealized loss on any security that the Company classified as available for sale was not material to the Company's investment portfolio. Any other securities in an unrealized loss position as of March 31, 2023, the Company considers to be temporary.

- E. Dollar Repurchase Agreements and/or Securities Lending Transactions** — Not applicable.
- F. Repurchase Agreements Transactions Accounted for as Secured Borrowing** — Not applicable.
- G. Reverse Repurchase Agreements Transactions Accounted for as Secured Borrowing** — Not applicable.
- H. Repurchase Agreements Transactions Accounted for as a Sale** — Not applicable.
- I. Reverse Repurchase Agreements Transactions Accounted for as a Sale** — Not applicable.
- J. Real Estate** — Not applicable.
- K. Low-Income Housing Tax Credits ("LIHTC")**

(1–7) LIHTC investments of \$3,373,994 and \$3,996,186 as of March 31, 2023 and December 31, 2022, respectively, are included in other invested assets in the financial statements. The Company has no corresponding liability as of March 31, 2023 and December 31, 2022. The number of remaining years of unexpired tax credits is 1 year and the required holding period for the LIHTC investments is 6 years. The LIHTC investments are not currently subject to any regulatory reviews. The Company did not recognize any impairment losses, write-downs, or reclassifications during the three months ended March 31, 2023 and the year ended December 31, 2022.

- L. Restricted Assets** — No significant change.
- M. Working Capital Finance Investments** — Not applicable.
- N. Offsetting and Netting of Assets and Liabilities**

The Company does not have any offsetting or netting of assets and liabilities as it relates to derivatives, repurchase and reverse repurchase agreements, and securities borrowing and securities lending activities.

**O. 5GI Securities**

The Company does not have any investments with an NAIC designation of 5GI as of March 31, 2023 and December 31, 2022.

- P. Short Sales** — Not applicable.

**Q. Prepayment Penalty and Acceleration Fees**

No significant change.

**R. Reporting Entity's Share of Cash Pool by Asset Type**

The Company's investment in the qualified cash pool is reported in cash equivalents. The Company's investment in the qualified cash pool is \$2,771,119 and \$2,738,176 as of March 31, 2023 and December 31, 2022, respectively. The following table presents the percent share distribution by underlying asset type of the total qualified cash pool balance as of March 31, 2023:

| <u>Asset Type</u>          | <u>Percent Share</u> |
|----------------------------|----------------------|
| (1) Cash                   | 0%                   |
| (2) Cash Equivalents       | 79%                  |
| (3) Short-Term Investments | 21%                  |
| (4) Total                  | <u>100%</u>          |

**6. JOINT VENTURES, PARTNERSHIPS, AND LIMITED LIABILITY COMPANIES**

**A-B.** No significant change.

**7. INVESTMENT INCOME**

**A-B.** No significant change.

**8. DERIVATIVE INSTRUMENTS**

**A-B.** Not applicable.

**9. INCOME TAXES**

The Company is included in the consolidated federal income tax return with its ultimate parent, UHG. The Company does not expect to be liable for the Corporate Alternative Minimum Tax in 2023.

**A-I.** No significant change.

**10. INFORMATION CONCERNING PARENT, SUBSIDIARIES, AND AFFILIATES**

**A-O. Material Related Party Transactions**

Effective January 1, 2023, the Company entered into a new subordinated revolving credit agreement with United HealthCare Services, Inc. ("UHS") at an interest rate of Fed Funds Target rate – Upper Bound plus 50 basis points. The Company's subordinated credit agreement value is below the holding company threshold of the lesser of 3% of admitted assets or 25% of capital and surplus. This agreement has replaced the previous agreement, which was held to an interest rate of London InterBank Offered Rate plus a margin of 50 basis points.

**11. DEBT**

**A-B.** The Company had no outstanding debt with third-parties or outstanding Federal Home Loan Bank agreements during 2023 and 2022.

**12. RETIREMENT PLANS, DEFERRED COMPENSATION, POSTEMPLOYMENT BENEFITS AND COMPENSATED ABSENCES, AND OTHER POSTRETIREMENT BENEFIT PLANS**

**A-I.** The Company has no defined benefit plans, defined contribution plans, multiemployer plans, consolidated/holding company plans, postemployment benefits, and compensated absences plans and is not impacted by the Medicare Modernization Act on postretirement benefits, since all personnel are employees of UHS, which provides services to the Company under the terms of a management agreement (the "Agreement").

**13. CAPITAL AND SURPLUS, DIVIDEND RESTRICTIONS, AND QUASI-REORGANIZATIONS**

**A-M.** No significant change.

**14. LIABILITIES, CONTINGENCIES AND ASSESSMENTS**

**A-F.** No significant change.

**15. LEASES**

**A-B.** No significant change.

**16. INFORMATION ABOUT FINANCIAL INSTRUMENTS WITH OFF-BALANCE-SHEET RISK AND FINANCIAL INSTRUMENTS WITH CONCENTRATIONS OF CREDIT RISK**

(1–4) No significant change.

**17. SALE, TRANSFER, AND SERVICING OF FINANCIAL ASSETS AND EXTINGUISHMENTS OF LIABILITIES**

A–C. The Company did not participate in any transfers of receivables, financial assets, or wash sales.

**18. GAIN OR LOSS TO THE REPORTING ENTITY FROM UNINSURED PLANS AND THE UNINSURED PORTION OF PARTIALLY INSURED PLANS****A. ASO Plans**

The Company has an Administrative Services Only Contract (“ASO”) with TennCare for the Employment and Community First (“ECF”) product for which TennCare retains all of the health care service risk, while the Company assumes the administrative risk. The Company has recorded receivables for amounts due from TennCare for administrating the ECF benefit of \$662,999 and \$663,000 at March 31, 2023 and December 31, 2022, respectively, which are included in amounts receivable relating to uninsured plans in the financial statements. The Company’s liability for premium taxes payable on the ECF activity of \$548,465 and \$480,341 at March 31, 2023 and December 31, 2022, respectively, is included in general expenses due or accrued in the financial statements.

The net gain from operations of the ASO uninsured plans and the uninsured portion of partially insured plans are as follows:

|   | 2023                |  |            | 2022                |  |              |
|---|---------------------|--|------------|---------------------|--|--------------|
|   | ASO Uninsured Plans | Uninsured Portion of Partially Insured Plans | Total ASO  | ASO Uninsured Plans | Uninsured Portion of Partially Insured Plans | Total ASO    |
| a. Net reimbursement for administrative expenses (including administrative fees) in excess of actual expenses | \$ 222,595          | \$ -   | \$ 222,595 | \$ 1,691,842        | \$ -   | \$ 1,691,842 |
| b. Total net other income or expenses (including interest paid to or received from plans)                     | -                   | -  | -          | -                   | -  | -            |
| c. Net gain (loss) from operations  | 222,595             | -  | 222,595    | 1,691,842           | -  | 1,691,842    |
| d. Total claim payment volume   | 6,514,853           | -  | 6,514,853  | 20,261,608          | -  | 20,261,608   |

**B.** The Company has no operations from Administrative Services Contracts.

**C. Medicare or Other Similarly Structured Cost Based Reimbursement Contract**

The Medicare Part D program is a partially insured plan. The Company recorded a \$50,188,969 payable and \$7,664,243 receivable as of March 31, 2023 and December 31, 2022, respectively, for cost reimbursement under the Medicare Part D program for the catastrophic reinsurance and low-income member cost-sharing subsidies. The Company also recorded a receivable of \$18,769 and \$66,353 and also a payable of \$5,747 and \$0 as of March 31, 2023 and December 31, 2022, respectively, for the Medicare Part D coverage gap discount program. The receivables and payables are recorded in amounts receivable relating to uninsured plans and liability for amounts held under uninsured plans, respectively, in the financial statements.

The Company participates in administering multiple TennCare pass-through programs, some of which are included in the TennCare capitation rate and some of which are reimbursed outside of the monthly capitation rate. The Company subsequently remits payment at agreed upon intervals based on a detailed listing provided by TennCare. There is no risk to the Company as any excess or shortfall is 100% remitted or received back from the state. In addition, TennCare will also reimburse the Company for specified COVID-19 related medical expenses incurred by TennCare members as well as for the premium taxes paid related to certain pass-through program payments collected. The Company recorded a receivable of \$10,418,184 and \$12,990,610, and a payable of \$76,358,674 and \$125,802,911 as of March 31, 2023 and December 31, 2022, respectively, related to reimbursements due from TennCare and payments due to providers for the pass-through programs, which are included in amounts receivable relating to uninsured plans and liability for amounts held under uninsured plans, respectively, in the financial statements. The Company also recorded a premium tax payable of \$8,761,029 and \$8,378,088 as of March 31, 2023 and December 31, 2022, respectively, related to the pass-through programs, which is included in general expenses due or accrued in the financial statements.

**19. DIRECT PREMIUM WRITTEN/PRODUCED BY MANAGING GENERAL AGENTS/THIRD-PARTY ADMINISTRATORS**

No significant change.

**20. FAIR VALUE MEASUREMENTS**

The NAIC SAP defines fair value, establishes a framework for measuring fair value, and outlines the disclosure requirements related to fair value measurements. The fair value hierarchy is as follows:

*Level 1* — Quoted (unadjusted) prices for identical assets in active markets.

*Level 2* — Other observable inputs, either directly or indirectly, including:

- Quoted prices for similar assets in active markets;
- Quoted prices for identical or similar assets in nonactive markets (few transactions, limited information, noncurrent prices, high variability over time, etc.);
- Inputs other than quoted prices that are observable for the asset (interest rates, yield curves, volatilities, default rates, etc.);
- Inputs that are derived principally from or corroborated by other observable market data.

*Level 3* — Unobservable inputs that cannot be corroborated by observable market data.

The estimated fair values of bonds, cash equivalents, and short-term investments (collectively “investment holdings”) are based on quoted market prices, where available. The Company obtains one price for each security primarily from a third-party pricing service (“pricing service”), which generally uses quoted prices or other observable inputs for the determination of fair value. The pricing service normally derives the security prices through recently reported trades for identical or similar securities, making adjustments through the reporting date based upon available observable market information. For securities not actively traded, the pricing service may use quoted market prices of comparable instruments or discounted cash flow analyses, incorporating inputs that are currently observable in the markets for similar securities. Inputs that are often used in the valuation methodologies include, but are not limited to, non-binding broker quotes, benchmark yields, credit spreads, default rates and prepayment speeds. As the Company is responsible for the determination of fair value, it performs quarterly analyses on the prices received from the pricing service to determine whether the prices are reasonable estimates of fair value. Specifically, the Company compares the prices received from the pricing service to a secondary pricing source; prices reported by its custodian, its investment consultant and third-party investment advisors. Additionally, the Company compares changes in the reported market values and returns to relevant market indices to test the reasonableness of the reported prices. The Company’s internal price verification procedures and review of fair value methodology documentation provided by independent pricing services have not historically resulted in an adjustment in the prices obtained from the pricing service.

In instances in which the inputs used to measure fair value fall into different levels of the fair value hierarchy, the fair value measurement has been determined based on the lowest-level input that is significant to the fair value measurement in its entirety. The Company’s assessment of the significance of a particular item to the fair value measurement in its entirety requires judgment, including the consideration of inputs specific to the asset or liability.



STATEMENT AS OF MARCH 31, 2023 OF THE UnitedHealthcare Plan of the River Valley, Inc.

**A. Fair Value**

**(1) Fair Value Measurements at Reporting Date**

The following tables present information about the Company's financial assets that are measured and reported at fair value at March 31, 2023 and December 31, 2022, in the financial statements according to the valuation techniques the Company used to determine their fair values:

| Description for Each<br>Class of Asset or Liability | March 31, 2023        |             |             |                             | Total                 |
|---|-----------------------|-------------|-------------|-----------------------------|-----------------------|
|   | (Level 1)             | (Level 2)   | (Level 3)   | Net Asset<br>Value<br>(NAV) |                       |
| a. Assets at fair value:                            |                       |             |             |                             |                       |
| Perpetual preferred stock:                          |                       |             |             |                             |                       |
| Industrial and misc                                 | \$ -                  | \$ -        | \$ -        | \$ -                        | \$ -                  |
| Parent, subsidiaries, and affiliates                | -                     | -           | -           | -                           | -                     |
| Total perpetual preferred stocks                    | -                     | -           | -           | -                           | -                     |
| Bonds:  |                       |             |             |                             |                       |
| U.S. governments                                    | -                     | -           | -           | -                           | -                     |
| Industrial and misc                                 | -                     | -           | -           | -                           | -                     |
| Hybrid securities                                   | -                     | -           | -           | -                           | -                     |
| Parent, subsidiaries, and affiliates                | -                     | -           | -           | -                           | -                     |
| Total bonds   | -                     | -           | -           | -                           | -                     |
| Common stock:                                       |                       |             |             |                             |                       |
| Industrial and misc                                 | -                     | -           | -           | -                           | -                     |
| Parent, subsidiaries, and affiliates                | -                     | -           | -           | -                           | -                     |
| Total common stock                                  | -                     | -           | -           | -                           | -                     |
| Derivative assets:                                  |                       |             |             |                             |                       |
| Interest rate contracts                             | -                     | -           | -           | -                           | -                     |
| Foreign exchange contracts                          | -                     | -           | -           | -                           | -                     |
| Credit contracts                                    | -                     | -           | -           | -                           | -                     |
| Commodity futures contracts                         | -                     | -           | -           | -                           | -                     |
| Commodity forward contracts                         | -                     | -           | -           | -                           | -                     |
| Total derivatives                                   | -                     | -           | -           | -                           | -                     |
| Money-market funds                                  | 220,890,058           | -           | -           | -                           | 220,890,058           |
| Qualified cash pool                                 | 2,771,119             | -           | -           | -                           | 2,771,119             |
| Separate account assets                             | -                     | -           | -           | -                           | -                     |
| Total assets at fair value/NAV                      | <u>\$ 223,661,177</u> | <u>\$ -</u> | <u>\$ -</u> | <u>\$ -</u>                 | <u>\$ 223,661,177</u> |
| b. Liabilities at fair value:                       |                       |             |             |                             |                       |
| Derivative liabilities                              | \$ -                  | \$ -        | \$ -        | \$ -                        | \$ -                  |
| Total liabilities at fair value                     | <u>\$ -</u>           | <u>\$ -</u> | <u>\$ -</u> | <u>\$ -</u>                 | <u>\$ -</u>           |

| Description for Each<br>Class of Asset or Liability | December 31, 2022    |             |             |                             | Total                |
|---|----------------------|-------------|-------------|-----------------------------|----------------------|
|   | (Level 1)            | (Level 2)   | (Level 3)   | Net Asset<br>Value<br>(NAV) |                      |
| a. Assets at fair value:                            |                      |             |             |                             |                      |
| Perpetual preferred stock:                          |                      |             |             |                             |                      |
| Industrial and misc                                 | \$ -                 | \$ -        | \$ -        | \$ -                        | \$ -                 |
| Parent, subsidiaries, and affiliates                | -                    | -           | -           | -                           | -                    |
| Total perpetual preferred stocks                    | -                    | -           | -           | -                           | -                    |
| Bonds:  |                      |             |             |                             |                      |
| U.S. governments                                    | -                    | -           | -           | -                           | -                    |
| Industrial and misc                                 | -                    | -           | -           | -                           | -                    |
| Hybrid securities                                   | -                    | -           | -           | -                           | -                    |
| Parent, subsidiaries, and affiliates                | -                    | -           | -           | -                           | -                    |
| Total bonds   | -                    | -           | -           | -                           | -                    |
| Common stock:                                       |                      |             |             |                             |                      |
| Industrial and misc                                 | -                    | -           | -           | -                           | -                    |
| Parent, subsidiaries, and affiliates                | -                    | -           | -           | -                           | -                    |
| Total common stock                                  | -                    | -           | -           | -                           | -                    |
| Derivative assets:                                  |                      |             |             |                             |                      |
| Interest rate contracts                             | -                    | -           | -           | -                           | -                    |
| Foreign exchange contracts                          | -                    | -           | -           | -                           | -                    |
| Credit contracts                                    | -                    | -           | -           | -                           | -                    |
| Commodity futures contracts                         | -                    | -           | -           | -                           | -                    |
| Commodity forward contracts                         | -                    | -           | -           | -                           | -                    |
| Total derivatives                                   | -                    | -           | -           | -                           | -                    |
| Money-market funds                                  | 75,576,324           | -           | -           | -                           | 75,576,324           |
| Qualified cash pool                                 | 2,738,176            | -           | -           | -                           | 2,738,176            |
| Separate account assets                             | -                    | -           | -           | -                           | -                    |
| Total assets at fair value/NAV                      | <u>\$ 78,314,500</u> | <u>\$ -</u> | <u>\$ -</u> | <u>\$ -</u>                 | <u>\$ 78,314,500</u> |
| b. Liabilities at fair value:                       |                      |             |             |                             |                      |
| Derivative liabilities                              | \$ -                 | \$ -        | \$ -        | \$ -                        | \$ -                 |
| Total liabilities at fair value                     | <u>\$ -</u>          | <u>\$ -</u> | <u>\$ -</u> | <u>\$ -</u>                 | <u>\$ -</u>          |

STATEMENT AS OF MARCH 31, 2023 OF THE UnitedHealthcare Plan of the River Valley, Inc.

- (2) The Company considers its investments in LIHTC investments as a Level 3 investment even though no market valuation was required as of March 31, 2023 and December 31, 2022. As a result, these investments are excluded from being presented as a Level 3 security in the fair value hierarchy tables above. As there is no readily available market, these securities are recorded at book/adjusted carrying value and considered held to maturity as they will not be sold. As a result, these investments are recorded and reported at book value of \$3,373,994 and \$3,996,186 as at March 31, 2023 and December 31, 2022.
- (3) Transfers between fair value hierarchy levels, if any, are recorded as of the beginning of the reporting period in which the transfer occurs. There were no transfers between Levels 1, 2, or 3 of any financial assets or liabilities during the three months ended March 31, 2023 and the year ended December 31, 2022.
- (4) The framework the Company has established for determining the fair value of the investment holdings is outlined above.

**LIHTC Investments** — The Company does consider its investments in LIHTC investments as a Level 3 investment even though no market valuation adjustment was required as of March 31, 2023 and December 31, 2022. As a result, these investments are excluded from being presented as a level 3 security in the financial hierarchy tables above. As there is no readily available market, these securities are recorded and reported at book/adjusted carrying value and considered held to maturity as they will not be sold. Should any contractual breakage occur that jeopardizes the ability to receive the tax credits associated with these securities, impairments will be recognized. As of March 31, 2023, all of these investments are performing in accordance with their original contract terms.

- (5) The Company has no derivative assets and liabilities to disclose.

**B. Fair Value Combination** — Not applicable.

**C. Aggregate Fair Value Hierarchy**

The aggregate fair value by hierarchy of all financial instruments as of March 31, 2023 and December 31, 2022, is presented in the table below:

| Type of Financial Instrument   | March 31, 2023          |                         |                       |                       |                     |             | Net Asset Value (NAV) | Not Practicable (Carrying Value) |
|--|-------------------------|-------------------------|-----------------------|-----------------------|---------------------|-------------|-----------------------|----------------------------------|
|  | Aggregate Fair Value    | Admitted Assets         | (Level 1)             | (Level 2)             | (Level 3)           |             |                       |                                  |
| U.S. government and agency securities  | \$ 304,467,910          | \$ 320,165,543          | \$ 181,776,416        | \$ 122,691,494        | \$ -                | \$ -        | \$ -                  |                                  |
| State and agency municipal securities  | 91,000,871              | 93,824,995              | -                     | 91,000,871            | -                   | -           | -                     |                                  |
| City and county municipal securities   | 97,998,645              | 100,670,808             | -                     | 97,998,645            | -                   | -           | -                     |                                  |
| Corporate debt securities  | 375,884,654             | 396,459,370             | -                     | 375,884,654           | -                   | -           | -                     |                                  |
| Cash equivalents   | 229,607,787             | 229,607,787             | 229,607,787           | -                     | -                   | -           | -                     |                                  |
| Other invested assets  | 3,373,994               | 3,373,994               | -                     | -                     | 3,373,994           | -           | -                     |                                  |
| Total bonds, short-term investments, cash equivalents, and other invested assets | <u>\$ 1,102,333,861</u> | <u>\$ 1,144,102,497</u> | <u>\$ 411,384,203</u> | <u>\$ 687,575,664</u> | <u>\$ 3,373,994</u> | <u>\$ -</u> | <u>\$ -</u>           |                                  |

| Type of Financial Instrument   | December 31, 2022     |                       |                       |                       |                     |             | Net Asset Value (NAV) | Not Practicable (Carrying Value) |
|--|-----------------------|-----------------------|-----------------------|-----------------------|---------------------|-------------|-----------------------|----------------------------------|
|  | Aggregate Fair Value  | Admitted Assets       | (Level 1)             | (Level 2)             | (Level 3)           |             |                       |                                  |
| U.S. government and agency securities  | \$ 272,401,521        | \$ 291,530,136        | \$ 156,323,126        | \$ 116,078,395        | \$ -                | \$ -        | \$ -                  |                                  |
| State and agency municipal securities  | 90,213,082            | 94,410,866            | -                     | 90,213,082            | -                   | -           | -                     |                                  |
| City and county municipal securities   | 96,535,799            | 101,201,899           | -                     | 96,535,799            | -                   | -           | -                     |                                  |
| Corporate debt securities  | 387,835,322           | 412,802,599           | -                     | 387,835,322           | -                   | -           | -                     |                                  |
| Cash equivalents   | 84,654,697            | 84,654,697            | 80,659,872            | 3,994,825             | -                   | -           | -                     |                                  |
| Other invested assets  | 3,996,186             | 3,996,186             | -                     | -                     | 3,996,186           | -           | -                     |                                  |
| Total bonds, short-term investments, cash equivalents, and other invested assets | <u>\$ 935,636,607</u> | <u>\$ 988,596,383</u> | <u>\$ 236,982,998</u> | <u>\$ 694,657,423</u> | <u>\$ 3,996,186</u> | <u>\$ -</u> | <u>\$ -</u>           |                                  |

**D. Not Practicable to Estimate Fair Value** — Not applicable.

**E. Investments Measured Using the NAV Practical Expedient** — Not applicable.

**21. OTHER ITEMS**

**A-I.** No significant change.

**22. EVENTS SUBSEQUENT**

Subsequent events have been evaluated through May 12, 2023, which is the date these financial statements were available for issuance.

**TYPE I — Recognized Subsequent Events**

Any material Type I events subsequent to March 31, 2023, have been recognized in the financial statements and corresponding disclosures.

**TYPE II — Non-Recognized Subsequent Events**

Effective April 1, 2023, the Company entered into a new subordinated revolving credit agreement with UHS at an interest rate of Fed Funds Target rate – Upper Bound plus 50 basis points. The Company's subordinated credit agreement limit equals \$200,000,000. This agreement has been approved by the Department and has replaced the previous agreement, which was held to the holding company threshold of the lesser of 3% of admitted assets or 25% of capital and surplus.

There are no other events subsequent to March 31, 2023 that require disclosure.

**23. REINSURANCE**

**A–E.** No significant change.

**24. RETROSPECTIVELY RATED CONTRACTS AND CONTRACTS SUBJECT TO REDETERMINATION**

**A–B.** No significant change.

**C.** Pursuant to the Affordable Care Act (“ACA”), the Company's commercial and Medicare business is subject to retrospectively rated features based on the actual medical loss ratio (“MLR”) experienced on the commercial and Medicare lines of business and redetermination features for premium adjustments for changes to each member's health scores based on guidelines determined by the ACA. The total amount of direct premiums written for the commercial and Medicare lines of business for which a portion is subject to the retrospectively rated and redetermination features are \$26,753,398 and \$109,209,484 for commercial, and \$400,315,981 and \$1,411,222,881 for Medicare, representing 3% and 3% for commercial, and 40% and 39% for Medicare of total direct premiums written as of March 31, 2023 and December 31, 2022, respectively.

The Company has Medicare Part D risk-corridor amounts from the Centers for Medicare and Medicaid Services (“CMS”) which are subject to a retrospectively rated feature. The Company has estimated accrued retrospective premiums related to certain Part D premiums based on guidelines determined by CMS. The formula is tiered and based on the bid MLR. The amount of Medicare Part D direct premiums written subject to the retrospectively rated feature was \$14,903,398 and \$61,645,358, representing 2% and 2% of total direct premiums written as of March 31, 2023 and December 31, 2022, respectively.

CMS has released the final Medicaid Managed Care Rule which is subject to each state's administration elections. This rule is the first major update to the Medicaid Managed Care regulations in more than a decade, which includes a minimum loss ratio requirement. Pursuant to the regulations, premiums associated with the Company's Medicaid line of business, including TennCare's CoverKids program, is subject to retrospectively rated features based on the actual MLR experienced on this product. The calculation is pursuant to the Medicaid Managed Care guidance. The total amount of direct premiums written for the Medicaid line of business for which a portion is subject to the retrospectively rated features was \$569,505,429 and \$2,119,666,329, representing 57% and 58% of total direct premiums written as of March 31, 2023 and December 31, 2022, respectively.

The Company records risk adjusted rates and withhold adjustments related to TennCare which include redetermination features. In addition, the Company is subject to retrospectively rated features based on the TennCare stated risk corridor target and estimated recoupments based on the medical spend corridor. The Company also holds an estimated reserve for recoupment for the rate differential between the TennCare rate and the TennCare CHOICES in Long-Term Services and Supports Program rate for TennCare Medicaid members which includes redetermination features. The total amount of direct premiums written for the TennCare Medicaid line of business, including CoverKids, for which a portion is subject to these redetermination and retrospectively rated features was \$569,505,429 and \$2,119,666,329, representing 57% and 58% of total direct premiums written as of March 31, 2023 and December 31, 2022, respectively.

- D. The Company is required to maintain specific minimum loss ratios on the comprehensive commercial and Medicare lines of business.

The following table discloses the minimum MLR rebate liability for the comprehensive commercial and Medicare lines of business which is included in aggregate health policy reserves in the financial statements for the three months ended March 31, 2023 and the year ended December 31, 2022:

|   | 1          | 2                    | 3                    | 4                             | 5               |
|---|------------|----------------------|----------------------|-------------------------------|-----------------|
|   | Individual | Small Group Employer | Large Group Employer | Other Categories with Rebates | Total           |
| Prior reporting year                    |            |                      |                      |                               |                 |
| (1) Medical loss ratio rebates incurred | \$ -       | \$ (733,879)         | \$ (286,731)         | \$ (11,882,734)               | \$ (12,903,344) |
| (2) Medical loss ratio rebates paid     | -          | 269,165              | 45,768               | 38,646,966                    | 38,961,899      |
| (3) Medical loss rebates unpaid         | -          | 833,333              | 952,091              | 2,708,777                     | 4,494,201       |
| (4) Plus reinsurance assumed amounts    | XXX        | XXX                  | XXX                  | XXX                           | -               |
| (5) Less reinsurance ceded amounts      | XXX        | XXX                  | XXX                  | XXX                           | -               |
| (6) Rebates unpaid net of reinsurance   | XXX        | XXX                  | XXX                  | XXX                           | 4,494,201       |
| Current reporting year-to-date          |            |                      |                      |                               |                 |
| (7) Medical loss ratio rebates incurred | -          | (833,333)            | 729,287              | -                             | (104,046)       |
| (8) Medical loss ratio rebates paid     | -          | -                    | -                    | -                             | -               |
| (9) Medical loss rebates unpaid         | -          | -                    | 1,681,378            | 2,708,777                     | 4,390,155       |
| (10) Plus reinsurance assumed amounts   | XXX        | XXX                  | XXX                  | XXX                           | -               |
| (11) Less reinsurance ceded amounts     | XXX        | XXX                  | XXX                  | XXX                           | -               |
| (12) Rebates unpaid net of reinsurance  | XXX        | XXX                  | XXX                  | XXX                           | 4,390,155       |

Pursuant to the Medicaid Managed Care Rule, based on the State of Tennessee's election, the Company is required to maintain specific MLRs on its TennCare Medicaid populations. The Company has no amounts accrued for Medicaid MLR rebates as of March 31, 2023 and December 31, 2022, respectively.

#### E. Risk-Sharing Provisions of the Affordable Care Act

- (1) The Company has accident and health insurance premiums in 2023 and 2022 subject to the risk-sharing provisions of the ACA.

The ACA imposed fees and premium stabilization provisions on health insurance issuers offering comprehensive commercial health insurance. The three premium stabilization programs are commonly referred to as the 3Rs – risk adjustment, reinsurance, and risk corridors.

**Risk Adjustment** — The risk adjustment program is a permanent program designed to mitigate the potential impact of adverse selection that generally applies to non-grandfathered individual and small group plans inside and outside of exchanges. The program helps to stabilize market premiums by transferring funds from plans with relatively low-risk enrollees to plans with relatively high-risk enrollees. The data used by CMS to determine the risk adjustment transfer amount is subject to audits along with the true-up to the final CMS report, which may result in a material change to arrive at the final risk adjustment amount from the initial risk adjustment estimate recorded. Premium adjustments pursuant to the risk adjustment program are accounted for as premium subject to redetermination and user fees are accounted for as assessments.

**Reinsurance and Risk Corridors** — The transitional reinsurance program and risk corridors program were temporary programs which expired at the end of 2016. The details of the years impacted and the amounts received are included in Note 24E(4) and Note 24E(5) below.

STATEMENT AS OF MARCH 31, 2023 OF THE UnitedHealthcare Plan of the River Valley, Inc.

(2) The following table presents the current year impact of risk-sharing provisions of the ACA on assets, liabilities, and operations.

| <b>a. Permanent ACA Risk Adjustment Program</b>  | <b>March 31, 2023</b> |
|--|-----------------------|
| <u>Assets</u>  |                       |
| 1. Premium adjustments receivable due to ACA Risk Adjustment (including high risk pool payments)                   | \$ 5,071,260          |
| <u>Liabilities</u>   |                       |
| 2. Risk adjustment user fees payable for ACA Risk Adjustment   | 15,880                |
| 3. Premium adjustments payable due to ACA Risk Adjustment (including high risk pool premium)                       | 1,703,132             |
| <u>Operations (Revenue &amp; Expense)</u>  |                       |
| 4. Reported as revenue in premium for accident and health contracts (written/collected) due to ACA Risk Adjustment | 1,171,639             |
| 5. Reported in expenses as ACA risk adjustment user fees (incurred/paid)   | 2,867                 |
| <b>b. Transitional ACA Reinsurance Program</b>   |                       |
| <u>Assets</u>  |                       |
| 1. Amounts recoverable for claims paid due to ACA Reinsurance  | \$ -                  |
| 2. Amounts recoverable for claims unpaid due to ACA Reinsurance (Contra Liability)                                 | -                     |
| 3. Amounts receivable relating to uninsured plans for contributions for ACA Reinsurance                            | -                     |
| <u>Liabilities</u>   |                       |
| 4. Liabilities for contributions payable due to ACA Reinsurance - not reported as ceded premium                    | -                     |
| 5. Ceded reinsurance premiums payable due to ACA Reinsurance   | -                     |
| 6. Liability for amounts held under uninsured plans contributions for ACA Reinsurance                              | -                     |
| <u>Operations (Revenue &amp; Expense)</u>  |                       |
| 7. Ceded reinsurance premiums due to ACA Reinsurance   | -                     |
| 8. Reinsurance recoveries (income statement) due to ACA reinsurance payments or expected payments                  | -                     |
| 9. ACA Reinsurance contributions - not reported as ceded premium   | -                     |
| <b>c. Temporary ACA Risk Corridors Program</b>   |                       |
| <u>Assets</u>  |                       |
| 1. Accrued retrospective premium due to ACA Risk Corridors   | \$ -                  |
| <u>Liabilities</u>   |                       |
| 2. Reserve for rate credits or policy experience rating refunds due to ACA Risk Corridors                          | -                     |
| <u>Operations (Revenue &amp; Expense)</u>  |                       |
| 3. Effect of ACA Risk Corridors on net premium income (paid/received)  | -                     |
| 4. Effect of ACA Risk Corridors on change in reserves for rate credits   | -                     |

STATEMENT AS OF MARCH 31, 2023 OF THE UnitedHealthcare Plan of the River Valley, Inc.

(3) The following table is a roll forward of the prior year ACA risk-sharing provisions for asset and liability balances, along with reasons for adjustments to prior year balances:

|   | Accrued During the Prior Year on Business Written before December 31 of the Prior Year |                | Received or Paid as of the Current Year on Business Written before December 31 of the Prior Year |                | Differences  |   | Adjustments                      |                                 | Ref | Unsettled Balances as of the Reporting Date |                 |
|---|--|----------------|--|----------------|--|---|----------------------------------|---------------------------------|-----|---|-----------------|
|   | 1<br>Receivable  | 2<br>(Payable) | 3<br>Receivable  | 4<br>(Payable) | Prior Year   | Prior Year  | To Prior                         | To Prior                        |     | 9<br>Receivable                             | 10<br>(Payable) |
|   |  |                |  |                | Accrued Less Payments (Col 1 - 3)<br>5<br>Receivable | Accrued Less Payments (Col 2 - 4)<br>6<br>(Payable) | Year Balances<br>7<br>Receivable | Year Balances<br>8<br>(Payable) |     |   |                 |
| a. Permanent ACA Risk Adjustment Program  |  |                |  |                |  |   |                                  |                                 |     |   |                 |
| 1. Premium adjustment receivable (including high risk pool payments)                          | \$ 3,556,425   | \$ -           | \$ 3,934   | \$ -           | \$ 3,552,491   | \$ -  | \$ 1,242,097                     | \$ -                            | A   | \$ 4,794,588                                | \$ -            |
| 2. Premium adjustment (payable) (including high risk pool premium)                            | -  | (1,356,002)    | -  | -              | -  | (1,356,002)   | -                                | (95,422)                        | B   | -   | (1,451,424)     |
| 3. Subtotal ACA Permanent Risk Adjustment Program   | 3,556,425  | (1,356,002)    | 3,934  | -              | 3,552,491  | (1,356,002)   | 1,242,097                        | (95,422)                        |     | 4,794,588                                   | (1,451,424)     |
| b. Transitional ACA Reinsurance Program   |  |                |  |                |  |   |                                  |                                 |     |   |                 |
| 1. Amounts recoverable for claims paid  | -  | -              | -  | -              | -  | -   | -                                | -                               | C   | -   | -               |
| 2. Amounts recoverable for claims unpaid (contra liability)                                   | -  | -              | -  | -              | -  | -   | -                                | -                               | D   | -   | -               |
| 3. Amounts receivable relating to uninsured plans   | -  | -              | -  | -              | -  | -   | -                                | -                               | E   | -   | -               |
| 4. Liabilities for contributions payable due to ACA Reinsurance—not reported as ceded premium | -  | -              | -  | -              | -  | -   | -                                | -                               | F   | -   | -               |
| 5. Ceded reinsurance premiums payable   | -  | -              | -  | -              | -  | -   | -                                | -                               | G   | -   | -               |
| 6. Liability for amounts held under uninsured plans   | -  | -              | -  | -              | -  | -   | -                                | -                               | H   | -   | -               |
| 7. Subtotal ACA Transitional Reinsurance Program  | -  | -              | -  | -              | -  | -   | -                                | -                               |     | -   | -               |
| c. Temporary ACA Risk Corridors Program   |  |                |  |                |  |   |                                  |                                 |     |   |                 |
| 1. Accrued retrospective premium  | -  | -              | -  | -              | -  | -   | -                                | -                               | I   | -   | -               |
| 2. Reserve for rate credits or policy experience rating refunds                               | -  | -              | -  | -              | -  | -   | -                                | -                               | J   | -   | -               |
| 3. Subtotal ACA Risk Corridors Program  | -  | -              | -  | -              | -  | -   | -                                | -                               |     | -   | -               |
| d. Total for ACA Risk-Sharing Provisions  | \$ 3,556,425   | \$ (1,356,002) | \$ 3,934   | \$ -           | \$ 3,552,491   | \$ (1,356,002)                                      | \$ 1,242,097                     | \$ (95,422)                     |     | \$ 4,794,588                                | \$ (1,451,424)  |

Explanation of Adjustments

- A. The risk adjustment receivable as of December 31, 2022 utilized paid claims through October 31, 2022. As of the Reporting Date, the risk adjustment receivable related to prior periods was adjusted based on paid claims through December 31, 2022. The risk adjustment receivable was further adjusted based on Benefit Year 2021 Risk Adjustment Data Validation IVA results.
- B. The risk adjustment payable as of December 31, 2022 utilized paid claims through October 31, 2022. As of the Reporting Date, the risk adjustment payable related to prior periods was adjusted based on paid claims through December 31, 2022. The risk adjustment payable was further adjusted based on Benefit Year 2021 Risk Adjustment Data Validation IVA results.
- C. N/A
- D. N/A
- E. N/A
- F. N/A
- G. N/A
- H. N/A
- I. N/A
- J. N/A

(4) The Company does not have any risk corridor receivables or payables to present in the table below.

|   | Accrued During the Prior Year on Business Written Before December 31 of the Prior Year |                | Received or Paid as of the Current Year on Business Written Before December 31 of the Prior Year |                | Differences  |   | Adjustments                      |                                 | Ref | Unsettled Balances as of the Reporting Date |                 |
|---|--|----------------|--|----------------|--|---|----------------------------------|---------------------------------|-----|---|-----------------|
|   | 1<br>Receivable  | 2<br>(Payable) | 3<br>Receivable  | 4<br>(Payable) | Prior Year   | Prior Year  | To Prior                         | To Prior                        |     | 9<br>Receivable                             | 10<br>(Payable) |
|   |  |                |  |                | Accrued Less Payments (Col 1-3)<br>5<br>Receivable | Accrued Less Payments (Col 2-4)<br>6<br>(Payable) | Year Balances<br>7<br>Receivable | Year Balances<br>8<br>(Payable) |     |   |                 |
| Risk Corridors Program Year:                                    |  |                |  |                |  |   |                                  |                                 |     |   |                 |
| a. 2014   |  |                |  |                |  |   |                                  |                                 |     |   |                 |
| 1. Accrued retrospective premium                                | \$ -   | \$ -           | \$ -   | \$ -           | \$ -   | \$ -  | \$ -                             | \$ -                            | A   | \$ -  | \$ -            |
| 2. Reserve for rate credits or policy experience rating refunds | -  | -              | -  | -              | -  | -   | -                                | -                               | B   | -   | -               |
| b. 2015   |  |                |  |                |  |   |                                  |                                 |     |   |                 |
| 1. Accrued retrospective premium                                | -  | -              | -  | -              | -  | -   | -                                | -                               | C   | -   | -               |
| 2. Reserve for rate credits or policy experience rating refunds | -  | -              | -  | -              | -  | -   | -                                | -                               | D   | -   | -               |
| c. 2016   |  |                |  |                |  |   |                                  |                                 |     |   |                 |
| 1. Accrued retrospective premium                                | -  | -              | -  | -              | -  | -   | -                                | -                               | E   | -   | -               |
| 2. Reserve for rate credits or policy experience rating refunds | -  | -              | -  | -              | -  | -   | -                                | -                               | F   | -   | -               |
| d. Total for Risk Corridors                                     | \$ -   | \$ -           | \$ -   | \$ -           | \$ -   | \$ -  | \$ -                             | \$ -                            |     | \$ -  | \$ -            |

Explanation of Adjustments

- A.
- B.
- C.
- D.
- E.
- F.

(5) The Company does not have any risk corridor receivables to present in the table below.

|                              | 1   | 2   | 3                         | 4  | 5                  | 6                        |
|------------------------------|---|---|---------------------------|--|--------------------|--------------------------|
| Risk Corridors Program Year: | Estimated Amount to be Filed or Final Amount Filed with CMS | Non-Accrued Amounts for Impairment or Other Reasons | Amounts received from CMS | Asset Balance (Gross of Nonadmissions) (1-2-3) | Nonadmitted Amount | Net Admitted Asset (4-5) |
| a. 2014                      | \$ -  | \$ -  | \$ -                      | \$ -   | \$ -               | \$ -                     |
| b. 2015                      | -   | -   | -                         | -  | -                  | -                        |
| c. 2016                      | -   | -   | -                         | -  | -                  | -                        |
| d. Total (a+b+c)             | \$ -  | \$ -  | \$ -                      | \$ -   | \$ -               | \$ -                     |

**25. CHANGE IN INCURRED CLAIMS AND CLAIMS ADJUSTMENT EXPENSES**

- A. Changes in estimates related to the prior year incurred claims are included in total hospital and medical expenses in the current year in the financial statements. The following tables disclose paid claims, incurred claims, and the balance in claims unpaid, accrued medical incentive pool and bonus amounts, aggregate health claim reserves, and health care and other amounts receivable (excluding provider loans and advances not yet expensed) at March 31, 2023 and December 31, 2022:

|   | <b>March 31, 2023</b>                       |  |                       |
|---|---|--|-----------------------|
|   | <b>Current Year<br/>Incurred<br/>Claims</b> | <b>Prior Years<br/>Incurred<br/>Claims</b> | <b>Total</b>          |
| Beginning of year claim reserve                                 | \$ -  | \$ (340,882,842)                           | \$ (340,882,842)      |
| Paid claims—net of health care receivables*                     | 613,497,005                                 | 199,877,762                                | 813,374,767           |
| End of year claim reserve                                       | <u>271,187,531</u>                          | <u>94,331,467</u>                          | <u>365,518,998</u>    |
| Incurred claims excluding the change in health care receivables | 884,684,536                                 | (46,673,613)                               | 838,010,923           |
| Beginning of year health care receivables*                      | -   | 90,536,690                                 | 90,536,690            |
| End of year health care receivables*                            | <u>(56,351,136)</u>                         | <u>(42,706,988)</u>                        | <u>(99,058,124)</u>   |
| Total incurred claims   | <u>\$ 828,333,400</u>                       | <u>\$ 1,156,089</u>                        | <u>\$ 829,489,489</u> |

\*Health care receivables excludes provider loans and advances not yet expensed of \$88 and \$175,175 for 2023 and 2022, respectively.

|   | <b>December 31, 2022</b>                    |  |                         |
|---|---|--|-------------------------|
|   | <b>Current Year<br/>Incurred<br/>Claims</b> | <b>Prior Years<br/>Incurred<br/>Claims</b> | <b>Total</b>            |
| Beginning of year claim reserve                                 | \$ -  | \$ (312,926,721)                           | \$ (312,926,721)        |
| Paid claims—net of health care receivables*                     | 2,817,506,257                               | 222,074,963                                | 3,039,581,220           |
| End of year claim reserve                                       | <u>308,226,868</u>                          | <u>32,655,974</u>                          | <u>340,882,842</u>      |
| Incurred claims excluding the change in health care receivables | 3,125,733,125                               | (58,195,784)                               | 3,067,537,341           |
| Beginning of year health care receivables*                      | -   | 74,244,248                                 | 74,244,248              |
| End of year health care receivables*                            | <u>(75,872,626)</u>                         | <u>(14,664,064)</u>                        | <u>(90,536,690)</u>     |
| Total incurred claims   | <u>\$ 3,049,860,499</u>                     | <u>\$ 1,384,400</u>                        | <u>\$ 3,051,244,899</u> |

\*Health care receivables excludes provider loans and advances not yet expensed of \$175,175 and \$160,000 for 2022 and 2021, respectively.

The liability for claims unpaid, accrued medical incentive pool and bonus amounts, and aggregate health claim reserves, net of health care and other amounts receivable (excluding provider loans and advances not yet expensed) as of December 31, 2022, was \$250,346,152. As of March 31, 2023, \$199,877,762 has been paid for incurred claims attributable to insured events of prior years. Reserves remaining for prior years, net of health care and other amounts receivable (excluding provider loans and advances not yet expensed) are now \$51,624,479, as a result of re-estimation of unpaid claims. Therefore, there has been \$1,156,089 unfavorable prior year development since December 31, 2022, to March 31, 2023. The primary drivers consist of unfavorable development of \$13,915,779 in retroactivity for inpatient, outpatient, physician, and pharmacy claims and \$1,601,140 in capitation, offset by favorable development of \$12,323,075 as a result of a change in the provision for adverse deviations in experience and \$2,095,583 in risk share. At December 31, 2022, the Company recorded \$1,384,400 of unfavorable development. The primary drivers consist of unfavorable development of \$13,282,417 in provider settlements, \$1,662,336 in retroactivity for inpatient, outpatient, physician, and pharmacy claims, and \$1,582,416 in risk share, offset by favorable development of \$15,317,015 as a result of a change in the provision for adverse deviations in experience. Original estimates are increased or decreased, as additional information becomes known regarding individual claims, which could have an impact to the accruals for MLR rebates and retrospectively rated contracts. As a result of the prior year effects, on a regular basis, the Company adjusts revenue and the corresponding liability and/or receivable related to retrospectively rated policies and the impact of the change is included as a component of change in reserve for rate credits in the financial statements.



STATEMENT AS OF MARCH 31, 2023 OF THE UnitedHealthcare Plan of the River Valley, Inc.

The Company incurred claims adjustment expenses (“CAE”) of \$44,079,988 and \$160,807,838 for the three months ended March 31, 2023 and the year ended December 31, 2022, respectively. These costs are included in the management service fees paid by the Company to UHS as a part of the Agreement. The following table discloses paid CAE, incurred CAE, and the balance in unpaid CAE reserve for the three months ended March 31, 2023 and the year ended December 31, 2022:

|  | <b>March 31, 2023</b> | <b>December 31, 2022</b> |
|--|-----------------------|--------------------------|
| Total claims adjustment expenses                     | \$ 44,079,988         | \$ 160,807,838           |
| Less: current year unpaid claims adjustment expenses | (3,477,827)           | (3,181,358)              |
| Add: prior year unpaid claims adjustment expenses    | <u>3,181,358</u>      | <u>2,965,431</u>         |
| Total claims adjustment expenses paid                | <u>\$ 43,783,519</u>  | <u>\$ 160,591,911</u>    |

**B.** The Company did not make any significant changes in methodologies and assumptions used in the calculation of the liability for claims unpaid and unpaid CAE in 2023.

**26. INTERCOMPANY POOLING ARRANGEMENTS**

**A–G.** No significant change.

**27. STRUCTURED SETTLEMENTS**

**A–B.** No significant change.

**28. HEALTH CARE AND OTHER AMOUNTS RECEIVABLE**

**A–B.** No significant change.

**29. PARTICIPATING POLICIES** — Not applicable.

**30. PREMIUM DEFICIENCY RESERVES (“PDR”)**

The Company has not recorded any PDR as of March 31, 2023 and December 31, 2022. The analysis of PDR was completed as of March 31, 2023 and December 31, 2022. The Company did consider anticipated investment income when calculating the PDR.

The following table summarizes the Company’s PDR as of March 31, 2023 and December 31, 2022:

|  | <b>March 31, 2023</b>   |
|--|---|
| 1. Liability carried for premium deficiency reserves               | \$ -  |
| 2. Date of the most recent evaluation of this liability            | <u>3/31/2023</u>  |
| 3. Was anticipated investment income utilized in this calculation? | Yes <input checked="" type="checkbox"/> No <input type="checkbox"/> |
|  | <b>December 31, 2022</b>  |
| 1. Liability carried for premium deficiency reserves               | \$ -  |
| 2. Date of the most recent evaluation of this liability            | <u>12/31/2022</u>   |
| 3. Was anticipated investment income utilized in this calculation? | Yes <input checked="" type="checkbox"/> No <input type="checkbox"/> |

**31. ANTICIPATED SALVAGE AND SUBROGATION**

No significant change.



# GENERAL INTERROGATORIES

## PART 1 - COMMON INTERROGATORIES

### GENERAL

- 1.1 Did the reporting entity experience any material transactions requiring the filing of Disclosure of Material Transactions with the State of Domicile, as required by the Model Act? ..... Yes [ ] No [ X ]
- 1.2 If yes, has the report been filed with the domiciliary state? ..... Yes [ ] No [ ]
- 2.1 Has any change been made during the year of this statement in the charter, by-laws, articles of incorporation, or deed of settlement of the reporting entity? ..... Yes [ ] No [ X ]
- 2.2 If yes, date of change: .....
- 3.1 Is the reporting entity a member of an Insurance Holding Company System consisting of two or more affiliated persons, one or more of which is an insurer? ..... Yes [ X ] No [ ]  
If yes, complete Schedule Y, Parts 1 and 1A.
- 3.2 Have there been any substantial changes in the organizational chart since the prior quarter end? ..... Yes [ X ] No [ ]
- 3.3 If the response to 3.2 is yes, provide a brief description of those changes.  
February 22, 2023 – UnitedHealth Group, Inc. acquired LHC Group, Inc. and subsidiaries. ....
- 3.4 Is the reporting entity publicly traded or a member of a publicly traded group? ..... Yes [ X ] No [ ]
- 3.5 If the response to 3.4 is yes, provide the CIK (Central Index Key) code issued by the SEC for the entity/group. .... 0000731766
- 4.1 Has the reporting entity been a party to a merger or consolidation during the period covered by this statement? ..... Yes [ ] No [ X ]
- 4.2 If yes, provide the name of the entity, NAIC Company Code, and state of domicile (use two letter state abbreviation) for any entity that has ceased to exist as a result of the merger or consolidation.

| 1<br>Name of Entity | 2<br>NAIC Company Code | 3<br>State of Domicile |
|---------------------|------------------------|------------------------|
|                     |                        |                        |

5. If the reporting entity is subject to a management agreement, including third-party administrator(s), managing general agent(s), attorney-in-fact, or similar agreement, have there been any significant changes regarding the terms of the agreement or principals involved? ..... Yes [ ] No [ X ] N/A [ ]  
If yes, attach an explanation.  
.....
- 6.1 State as of what date the latest financial examination of the reporting entity was made or is being made. .... 12/31/2021
- 6.2 State the as of date that the latest financial examination report became available from either the state of domicile or the reporting entity. This date should be the date of the examined balance sheet and not the date the report was completed or released. .... 12/31/2016
- 6.3 State as of what date the latest financial examination report became available to other states or the public from either the state of domicile or the reporting entity. This is the release date or completion date of the examination report and not the date of the examination (balance sheet date). .... 06/22/2018
- 6.4 By what department or departments?  
Illinois Department of Insurance .....
- 6.5 Have all financial statement adjustments within the latest financial examination report been accounted for in a subsequent financial statement filed with Departments? ..... Yes [ ] No [ ] N/A [ X ]
- 6.6 Have all of the recommendations within the latest financial examination report been complied with? ..... Yes [ X ] No [ ] N/A [ ]
- 7.1 Has this reporting entity had any Certificates of Authority, licenses or registrations (including corporate registration, if applicable) suspended or revoked by any governmental entity during the reporting period? ..... Yes [ ] No [ X ]
- 7.2 If yes, give full information:  
.....
- 8.1 Is the company a subsidiary of a bank holding company regulated by the Federal Reserve Board? ..... Yes [ ] No [ X ]
- 8.2 If response to 8.1 is yes, please identify the name of the bank holding company.  
.....
- 8.3 Is the company affiliated with one or more banks, thrifts or securities firms? ..... Yes [ X ] No [ ]
- 8.4 If response to 8.3 is yes, please provide below the names and location (city and state of the main office) of any affiliates regulated by a federal regulatory services agency [i.e. the Federal Reserve Board (FRB), the Office of the Comptroller of the Currency (OCC), the Federal Deposit Insurance Corporation (FDIC) and the Securities Exchange Commission (SEC)] and identify the affiliate's primary federal regulator.

| 1<br>Affiliate Name   | 2<br>Location (City, State) | 3<br>FRB | 4<br>OCC | 5<br>FDIC | 6<br>SEC |
|-----------------------|-----------------------------|----------|----------|-----------|----------|
| Optum Bank, Inc. .... | Salt Lake City, UT .....    | ...NO... | ...NO... | ...YES... | ...NO... |

## GENERAL INTERROGATORIES

- 9.1 Are the senior officers (principal executive officer, principal financial officer, principal accounting officer or controller, or persons performing similar functions) of the reporting entity subject to a code of ethics, which includes the following standards? ..... Yes [  ] No [  ]
- (a) Honest and ethical conduct, including the ethical handling of actual or apparent conflicts of interest between personal and professional relationships;
- (b) Full, fair, accurate, timely and understandable disclosure in the periodic reports required to be filed by the reporting entity;
- (c) Compliance with applicable governmental laws, rules and regulations;
- (d) The prompt internal reporting of violations to an appropriate person or persons identified in the code; and
- (e) Accountability for adherence to the code.
- 9.11 If the response to 9.1 is No, please explain:  
.....
- 9.2 Has the code of ethics for senior managers been amended? ..... Yes [  ] No [  ]
- 9.21 If the response to 9.2 is Yes, provide information related to amendment(s).  
.....
- 9.3 Have any provisions of the code of ethics been waived for any of the specified officers? ..... Yes [  ] No [  ]
- 9.31 If the response to 9.3 is Yes, provide the nature of any waiver(s).  
.....

### FINANCIAL

- 10.1 Does the reporting entity report any amounts due from parent, subsidiaries or affiliates on Page 2 of this statement? ..... Yes [  ] No [  ]
- 10.2 If yes, indicate any amounts receivable from parent included in the Page 2 amount: ..... \$ ..... 0

### INVESTMENT

- 11.1 Were any of the stocks, bonds, or other assets of the reporting entity loaned, placed under option agreement, or otherwise made available for use by another person? (Exclude securities under securities lending agreements.) ..... Yes [  ] No [  ]
- 11.2 If yes, give full and complete information relating thereto:  
.....
12. Amount of real estate and mortgages held in other invested assets in Schedule BA: ..... \$ ..... 0
13. Amount of real estate and mortgages held in short-term investments: ..... \$ ..... 0
- 14.1 Does the reporting entity have any investments in parent, subsidiaries and affiliates? ..... Yes [  ] No [  ]
- 14.2 If yes, please complete the following:
- |   | 1<br>Prior Year-End<br>Book/Adjusted<br>Carrying Value | 2<br>Current Quarter<br>Book/Adjusted<br>Carrying Value |
|---|--|---|
| 14.21 Bonds .....   | \$ ..... 0   | \$ ..... 0  |
| 14.22 Preferred Stock .....   | \$ ..... 0   | \$ ..... 0  |
| 14.23 Common Stock .....  | \$ ..... 0   | \$ ..... 0  |
| 14.24 Short-Term Investments .....  | \$ ..... 0   | \$ ..... 0  |
| 14.25 Mortgage Loans on Real Estate .....   | \$ ..... 0   | \$ ..... 0  |
| 14.26 All Other .....   | \$ ..... 0   | \$ ..... 0  |
| 14.27 Total Investment in Parent, Subsidiaries and Affiliates (Subtotal Lines 14.21 to 14.26) ..... | \$ ..... 0   | \$ ..... 0  |
| 14.28 Total Investment in Parent included in Lines 14.21 to 14.26 above .....                       | \$ ..... 0   | \$ ..... 0  |
- 15.1 Has the reporting entity entered into any hedging transactions reported on Schedule DB? ..... Yes [  ] No [  ]
- 15.2 If yes, has a comprehensive description of the hedging program been made available to the domiciliary state? ..... Yes [  ] No [  ] N/A [  ]  
If no, attach a description with this statement.  
.....
16. For the reporting entity's security lending program, state the amount of the following as of the current statement date:
- 16.1 Total fair value of reinvested collateral assets reported on Schedule DL, Parts 1 and 2. .... \$ ..... 0
- 16.2 Total book/adjusted carrying value of reinvested collateral assets reported on Schedule DL, Parts 1 and 2 ..... \$ ..... 0
- 16.3 Total payable for securities lending reported on the liability page. .... \$ ..... 0

## GENERAL INTERROGATORIES

17. Excluding items in Schedule E - Part 3 - Special Deposits, real estate, mortgage loans and investments held physically in the reporting entity's offices, vaults or safety deposit boxes, were all stocks, bonds and other securities, owned throughout the current year held pursuant to a custodial agreement with a qualified bank or trust company in accordance with Section 1, III - General Examination Considerations, F. Outsourcing of Critical Functions, Custodial or Safekeeping Agreements of the NAIC Financial Condition Examiners Handbook? ..... Yes [ X ] No [ ]
- 17.1 For all agreements that comply with the requirements of the NAIC Financial Condition Examiners Handbook, complete the following:

| 1<br>Name of Custodian(s)     | 2<br>Custodian Address   |
|-------------------------------|--|
| Bank of New York Mellon ..... | Global Liquidity Services, 1 Wall St, 14th Floor, New York, NY 10286 |
| Northern Trust .....          | 50 S. LaSalle, Chicago, IL 60675 .....                               |

- 17.2 For all agreements that do not comply with the requirements of the NAIC Financial Condition Examiners Handbook, provide the name, location and a complete explanation:

| 1<br>Name(s) | 2<br>Location(s) | 3<br>Complete Explanation(s) |
|--------------|------------------|------------------------------|
|              |                  |                              |

- 17.3 Have there been any changes, including name changes, in the custodian(s) identified in 17.1 during the current quarter? ..... Yes [ ] No [ X ]
- 17.4 If yes, give full information relating thereto:

| 1<br>Old Custodian | 2<br>New Custodian | 3<br>Date of Change | 4<br>Reason |
|--------------------|--------------------|---------------------|-------------|
|                    |                    |                     |             |

- 17.5 Investment management – Identify all investment advisors, investment managers, broker/dealers, including individuals that have the authority to make investment decisions on behalf of the reporting entity. For assets that are managed internally by employees of the reporting entity, note as such. ["...that have access to the investment accounts"; "...handle securities"]

| 1<br>Name of Firm or Individual                 | 2<br>Affiliation |
|---|------------------|
| Internally Managed .....                        | I.....           |
| BlackRock Financial Management, Inc. ....       | U.....           |
| J.P. Morgan Asset Management .....              | U.....           |
| BNY Mellon Asset Management North America ..... | U.....           |

- 17.5097 For those firms/individuals listed in the table for Question 17.5, do any firms/individuals unaffiliated with the reporting entity (i.e. designated with a "U") manage more than 10% of the reporting entity's invested assets? ..... Yes [ X ] No [ ]
- 17.5098 For firms/individuals unaffiliated with the reporting entity (i.e. designated with a "U") listed in the table for Question 17.5, does the total assets under management aggregate to more than 50% of the reporting entity's invested assets? ..... Yes [ X ] No [ ]

- 17.6 For those firms or individuals listed in the table for 17.5 with an affiliation code of "A" (affiliated) or "U" (unaffiliated), provide the information for the table below.

| 1<br>Central Registration Depository Number | 2<br>Name of Firm or Individual                 | 3<br>Legal Entity Identifier (LEI) | 4<br>Registered With | 5<br>Investment Management Agreement (IMA) Filed |
|---|---|------------------------------------|----------------------|--|
| 107105 .....                                | BlackRock Financial Management, Inc. ....       | 549300LVXY1VJKE13M84 .....         | SEC .....            | NO.....  |
| 107038 .....                                | J.P. Morgan Asset Management .....              | 549300W78QH4XMM6K69 .....          | SEC .....            | NO.....  |
| 105764 .....                                | BNY Mellon Asset Management North America ..... | ME7YUCK4NF1W8VM8SP25 .....         | SEC .....            | NO.....  |

- 18.1 Have all the filing requirements of the Purposes and Procedures Manual of the NAIC Investment Analysis Office been followed? ..... Yes [ X ] No [ ]
- 18.2 If no, list exceptions: .....

19. By self-designating 5GI securities, the reporting entity is certifying the following elements for each self-designated 5GI security:
- a. Documentation necessary to permit a full credit analysis of the security does not exist or an NAIC CRP credit rating for an FE or PL security is not available.
  - b. Issuer or obligor is current on all contracted interest and principal payments.
  - c. The insurer has an actual expectation of ultimate payment of all contracted interest and principal.
- Has the reporting entity self-designated 5GI securities? ..... Yes [ ] No [ X ]

20. By self-designating PLGI securities, the reporting entity is certifying the following elements of each self-designated PLGI security:
- a. The security was purchased prior to January 1, 2018.
  - b. The reporting entity is holding capital commensurate with the NAIC Designation reported for the security.
  - c. The NAIC Designation was derived from the credit rating assigned by an NAIC CRP in its legal capacity as a NRSRO which is shown on a current private letter rating held by the insurer and available for examination by state insurance regulators.
  - d. The reporting entity is not permitted to share this credit rating of the PL security with the SVO.
- Has the reporting entity self-designated PLGI securities? ..... Yes [ ] No [ X ]

21. By assigning FE to a Schedule BA non-registered private fund, the reporting entity is certifying the following elements of each self-designated FE fund:
- a. The shares were purchased prior to January 1, 2019.
  - b. The reporting entity is holding capital commensurate with the NAIC Designation reported for the security.
  - c. The security had a public credit rating(s) with annual surveillance assigned by an NAIC CRP in its legal capacity as an NRSRO prior to January 1, 2019.
  - d. The fund only or predominantly holds bonds in its portfolio.
  - e. The current reported NAIC Designation was derived from the public credit rating(s) with annual surveillance assigned by an NAIC CRP in its legal capacity as an NRSRO.
  - f. The public credit rating(s) with annual surveillance assigned by an NAIC CRP has not lapsed.
- Has the reporting entity assigned FE to Schedule BA non-registered private funds that complied with the above criteria? ..... Yes [ ] No [ X ]

# GENERAL INTERROGATORIES

## PART 2 - HEALTH

1. Operating Percentages:
- 1.1 A&H loss percent .....85.7 %
  - 1.2 A&H cost containment percent ..... 3.4 %
  - 1.3 A&H expense percent excluding cost containment expenses ..... 10.3 %
- 2.1 Do you act as a custodian for health savings accounts? ..... Yes [ ] No [ X ]
- 2.2 If yes, please provide the amount of custodial funds held as of the reporting date ..... \$..... 0
- 2.3 Do you act as an administrator for health savings accounts? ..... Yes [ ] No [ X ]
- 2.4 If yes, please provide the balance of the funds administered as of the reporting date ..... \$..... 0
3. Is the reporting entity licensed or chartered, registered, qualified, eligible or writing business in at least two states? ..... Yes [ X ] No [ ]
- 3.1 If no, does the reporting entity assume reinsurance business that covers risks residing in at least one state other than the state of domicile of the reporting entity? ..... Yes [ ] No [ ]

**SCHEDULE S - CEDED REINSURANCE**

Showing All New Reinsurance Treaties - Current Year to Date

| 1<br>NAIC<br>Company<br>Code | 2<br>ID<br>Number | 3<br>Effective<br>Date | 4<br>Name of Reinsurer | 5<br>Domiciliary<br>Jurisdiction | 6<br>Type of<br>Reinsurance<br>Ceded | 7<br>Type of<br>Business<br>Ceded | 8<br>Type of Reinsurer | 9<br>Certified<br>Reinsurer<br>Rating<br>(1 through 6) | 10<br>Effective<br>Date of<br>Certified<br>Reinsurer<br>Rating |
|------------------------------|-------------------|------------------------|------------------------|----------------------------------|--------------------------------------|-----------------------------------|------------------------|--|--|
| <b>NONE</b>                  |                   |                        |                        |                                  |                                      |                                   |                        |  |  |

**SCHEDULE T - PREMIUMS AND OTHER CONSIDERATIONS**

Current Year to Date - Allocated by States and Territories

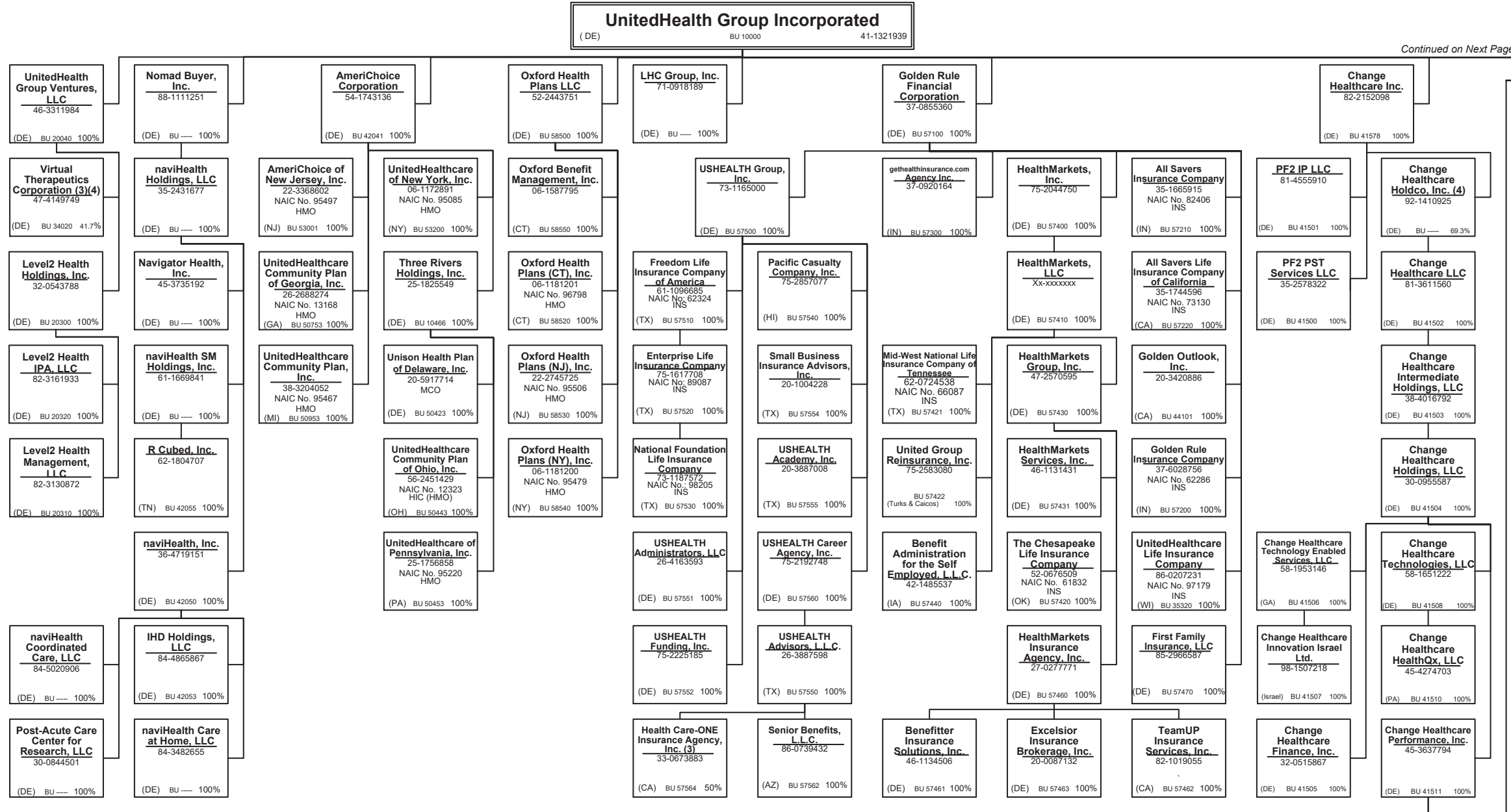
| States, etc.   | 1<br>Active Status (a) | Direct Business Only              |                           |                         |                     |   |   |                                 |                                |                              |    |
|--|------------------------|-----------------------------------|---------------------------|-------------------------|---------------------|---|---|---------------------------------|--------------------------------|------------------------------|----|
|  |                        | 2<br>Accident and Health Premiums | 3<br>Medicare Title XVIII | 4<br>Medicaid Title XIX | 5<br>CHIP Title XXI | 6<br>Federal Employees Health Benefits Program Premiums | 7<br>Life and Annuity Premiums & Other Considerations | 8<br>Property/Casualty Premiums | 9<br>Total Columns 2 Through 8 | 10<br>Deposit-Type Contracts |    |
| 1. Alabama   | AL                     | .N                                | .0                        | .0                      | .0                  | .0  | .0  | .0                              | .0                             | .0                           | .0 |
| 2. Alaska  | AK                     | .N                                | .0                        | .0                      | .0                  | .0  | .0  | .0                              | .0                             | .0                           | .0 |
| 3. Arizona   | AZ                     | .N                                | .0                        | .0                      | .0                  | .0  | .0  | .0                              | .0                             | .0                           | .0 |
| 4. Arkansas  | AR                     | .N                                | .0                        | .0                      | .0                  | .0  | .0  | .0                              | .0                             | .0                           | .0 |
| 5. California  | CA                     | .N                                | .0                        | .0                      | .0                  | .0  | .0  | .0                              | .0                             | .0                           | .0 |
| 6. Colorado  | CO                     | .N                                | .0                        | .0                      | .0                  | .0  | .0  | .0                              | .0                             | .0                           | .0 |
| 7. Connecticut   | CT                     | .N                                | .0                        | .0                      | .0                  | .0  | .0  | .0                              | .0                             | .0                           | .0 |
| 8. Delaware  | DE                     | .N                                | .0                        | .0                      | .0                  | .0  | .0  | .0                              | .0                             | .0                           | .0 |
| 9. District of Columbia  | DC                     | .N                                | .0                        | .0                      | .0                  | .0  | .0  | .0                              | .0                             | .0                           | .0 |
| 10. Florida  | FL                     | .N                                | .0                        | .0                      | .0                  | .0  | .0  | .0                              | .0                             | .0                           | .0 |
| 11. Georgia  | GA                     | .N                                | .0                        | .0                      | .0                  | .0  | .0  | .0                              | .0                             | .0                           | .0 |
| 12. Hawaii   | HI                     | .N                                | .0                        | .0                      | .0                  | .0  | .0  | .0                              | .0                             | .0                           | .0 |
| 13. Idaho  | ID                     | .N                                | .0                        | .0                      | .0                  | .0  | .0  | .0                              | .0                             | .0                           | .0 |
| 14. Illinois   | IL                     | .L                                | 1,035,660                 | (18,282)                | .0                  | .0  | .0  | .0                              | 1,017,378                      | .0                           | .0 |
| 15. Indiana  | IN                     | .N                                | .0                        | .0                      | .0                  | .0  | .0  | .0                              | .0                             | .0                           | .0 |
| 16. Iowa   | IA                     | .L                                | 18,799,346                | (4,686)                 | .0                  | .0  | .0  | .0                              | 18,794,660                     | .0                           | .0 |
| 17. Kansas   | KS                     | .N                                | .0                        | .0                      | .0                  | .0  | .0  | .0                              | .0                             | .0                           | .0 |
| 18. Kentucky   | KY                     | .N                                | .0                        | .0                      | .0                  | .0  | .0  | .0                              | .0                             | .0                           | .0 |
| 19. Louisiana  | LA                     | .N                                | .0                        | .0                      | .0                  | .0  | .0  | .0                              | .0                             | .0                           | .0 |
| 20. Maine  | ME                     | .N                                | .0                        | .0                      | .0                  | .0  | .0  | .0                              | .0                             | .0                           | .0 |
| 21. Maryland   | MD                     | .N                                | .0                        | .0                      | .0                  | .0  | .0  | .0                              | .0                             | .0                           | .0 |
| 22. Massachusetts  | MA                     | .N                                | .0                        | .0                      | .0                  | .0  | .0  | .0                              | .0                             | .0                           | .0 |
| 23. Michigan   | MI                     | .N                                | .0                        | .0                      | .0                  | .0  | .0  | .0                              | .0                             | .0                           | .0 |
| 24. Minnesota  | MN                     | .N                                | .0                        | .0                      | .0                  | .0  | .0  | .0                              | .0                             | .0                           | .0 |
| 25. Mississippi  | MS                     | .N                                | .0                        | .0                      | .0                  | .0  | .0  | .0                              | .0                             | .0                           | .0 |
| 26. Missouri   | MO                     | .N                                | .0                        | .0                      | .0                  | .0  | .0  | .0                              | .0                             | .0                           | .0 |
| 27. Montana  | MT                     | .N                                | .0                        | .0                      | .0                  | .0  | .0  | .0                              | .0                             | .0                           | .0 |
| 28. Nebraska   | NE                     | .N                                | .0                        | .0                      | .0                  | .0  | .0  | .0                              | .0                             | .0                           | .0 |
| 29. Nevada   | NV                     | .N                                | .0                        | .0                      | .0                  | .0  | .0  | .0                              | .0                             | .0                           | .0 |
| 30. New Hampshire  | NH                     | .N                                | .0                        | .0                      | .0                  | .0  | .0  | .0                              | .0                             | .0                           | .0 |
| 31. New Jersey   | NJ                     | .N                                | .0                        | .0                      | .0                  | .0  | .0  | .0                              | .0                             | .0                           | .0 |
| 32. New Mexico   | NM                     | .N                                | .0                        | .0                      | .0                  | .0  | .0  | .0                              | .0                             | .0                           | .0 |
| 33. New York   | NY                     | .N                                | .0                        | .0                      | .0                  | .0  | .0  | .0                              | .0                             | .0                           | .0 |
| 34. North Carolina   | NC                     | .N                                | .0                        | .0                      | .0                  | .0  | .0  | .0                              | .0                             | .0                           | .0 |
| 35. North Dakota   | ND                     | .N                                | .0                        | .0                      | .0                  | .0  | .0  | .0                              | .0                             | .0                           | .0 |
| 36. Ohio   | OH                     | .N                                | .0                        | .0                      | .0                  | .0  | .0  | .0                              | .0                             | .0                           | .0 |
| 37. Oklahoma   | OK                     | .N                                | .0                        | .0                      | .0                  | .0  | .0  | .0                              | .0                             | .0                           | .0 |
| 38. Oregon   | OR                     | .N                                | .0                        | .0                      | .0                  | .0  | .0  | .0                              | .0                             | .0                           | .0 |
| 39. Pennsylvania   | PA                     | .N                                | .0                        | .0                      | .0                  | .0  | .0  | .0                              | .0                             | .0                           | .0 |
| 40. Rhode Island   | RI                     | .N                                | .0                        | .0                      | .0                  | .0  | .0  | .0                              | .0                             | .0                           | .0 |
| 41. South Carolina   | SC                     | .N                                | .0                        | .0                      | .0                  | .0  | .0  | .0                              | .0                             | .0                           | .0 |
| 42. South Dakota   | SD                     | .N                                | .0                        | .0                      | .0                  | .0  | .0  | .0                              | .0                             | .0                           | .0 |
| 43. Tennessee  | TN                     | .L                                | 191,713                   | 400,348,928             | 564,621,970         | 4,883,459   | .0  | .0                              | 970,046,070                    | .0                           | .0 |
| 44. Texas  | TX                     | .N                                | .0                        | .0                      | .0                  | .0  | .0  | .0                              | .0                             | .0                           | .0 |
| 45. Utah   | UT                     | .N                                | .0                        | .0                      | .0                  | .0  | .0  | .0                              | .0                             | .0                           | .0 |
| 46. Vermont  | VT                     | .N                                | .0                        | .0                      | .0                  | .0  | .0  | .0                              | .0                             | .0                           | .0 |
| 47. Virginia   | VA                     | .L                                | 6,726,679                 | (9,979)                 | .0                  | .0  | .0  | .0                              | 6,716,700                      | .0                           | .0 |
| 48. Washington   | WA                     | .N                                | .0                        | .0                      | .0                  | .0  | .0  | .0                              | .0                             | .0                           | .0 |
| 49. West Virginia  | WV                     | .N                                | .0                        | .0                      | .0                  | .0  | .0  | .0                              | .0                             | .0                           | .0 |
| 50. Wisconsin  | WI                     | .N                                | .0                        | .0                      | .0                  | .0  | .0  | .0                              | .0                             | .0                           | .0 |
| 51. Wyoming  | WY                     | .N                                | .0                        | .0                      | .0                  | .0  | .0  | .0                              | .0                             | .0                           | .0 |
| 52. American Samoa   | AS                     | .N                                | .0                        | .0                      | .0                  | .0  | .0  | .0                              | .0                             | .0                           | .0 |
| 53. Guam   | GU                     | .N                                | .0                        | .0                      | .0                  | .0  | .0  | .0                              | .0                             | .0                           | .0 |
| 54. Puerto Rico  | PR                     | .N                                | .0                        | .0                      | .0                  | .0  | .0  | .0                              | .0                             | .0                           | .0 |
| 55. U.S. Virgin Islands  | VI                     | .N                                | .0                        | .0                      | .0                  | .0  | .0  | .0                              | .0                             | .0                           | .0 |
| 56. Northern Mariana Islands   | MP                     | .N                                | .0                        | .0                      | .0                  | .0  | .0  | .0                              | .0                             | .0                           | .0 |
| 57. Canada   | CAN                    | .N                                | .0                        | .0                      | .0                  | .0  | .0  | .0                              | .0                             | .0                           | .0 |
| 58. Aggregate Other Aliens   | OT                     | .XXX                              | .0                        | .0                      | .0                  | .0  | .0  | .0                              | .0                             | .0                           | .0 |
| 59. Subtotal   | .XXX                   | 26,753,398                        | 400,315,981               | 564,621,970             | 4,883,459           | .0  | .0  | .0                              | 996,574,808                    | .0                           | .0 |
| 60. Reporting Entity Contributions for Employee Benefit Plans        | .XXX                   | .0                                | .0                        | .0                      | .0                  | .0  | .0  | .0                              | .0                             | .0                           | .0 |
| 61. Totals (Direct Business)   | .XXX                   | 26,753,398                        | 400,315,981               | 564,621,970             | 4,883,459           | 0   | 0   | 0                               | 996,574,808                    | 0                            | 0  |
| DETAILS OF WRITE-INS   |                        |                                   |                           |                         |                     |   |   |                                 |                                |                              |    |
| 58001.   | .XXX                   |                                   |                           |                         |                     |   |   |                                 |                                |                              |    |
| 58002.   | .XXX                   |                                   |                           |                         |                     |   |   |                                 |                                |                              |    |
| 58003.   | .XXX                   |                                   |                           |                         |                     |   |   |                                 |                                |                              |    |
| 58998. Summary of remaining write-ins for Line 58 from overflow page | .XXX                   | .0                                | .0                        | .0                      | .0                  | .0  | .0  | .0                              | .0                             | .0                           | .0 |
| 58999. Totals (Lines 58001 through 58003 plus 58998)(Line 58 above)  | .XXX                   | 0                                 | 0                         | 0                       | 0                   | 0   | 0   | 0                               | 0                              | 0                            | 0  |

(a) Active Status Counts:

- 1. L - Licensed or Chartered - Licensed insurance carrier or domiciled RRG..... 4
- 2. R - Registered - Non-domiciled RRGs..... 0
- 3. E - Eligible - Reporting entities eligible or approved to write surplus lines in the state. .... 0
- 4. Q - Qualified - Qualified or accredited reinsurer..... 0
- 5. N - None of the above - Not allowed to write business in the state..... 53

Premiums are allocated by state based upon geographic market.

**SCHEDULE Y – INFORMATION CONCERNING ACTIVITIES OF INSURER MEMBERS OF A HOLDING COMPANY GROUP**  
**PART 1 – ORGANIZATIONAL CHART**



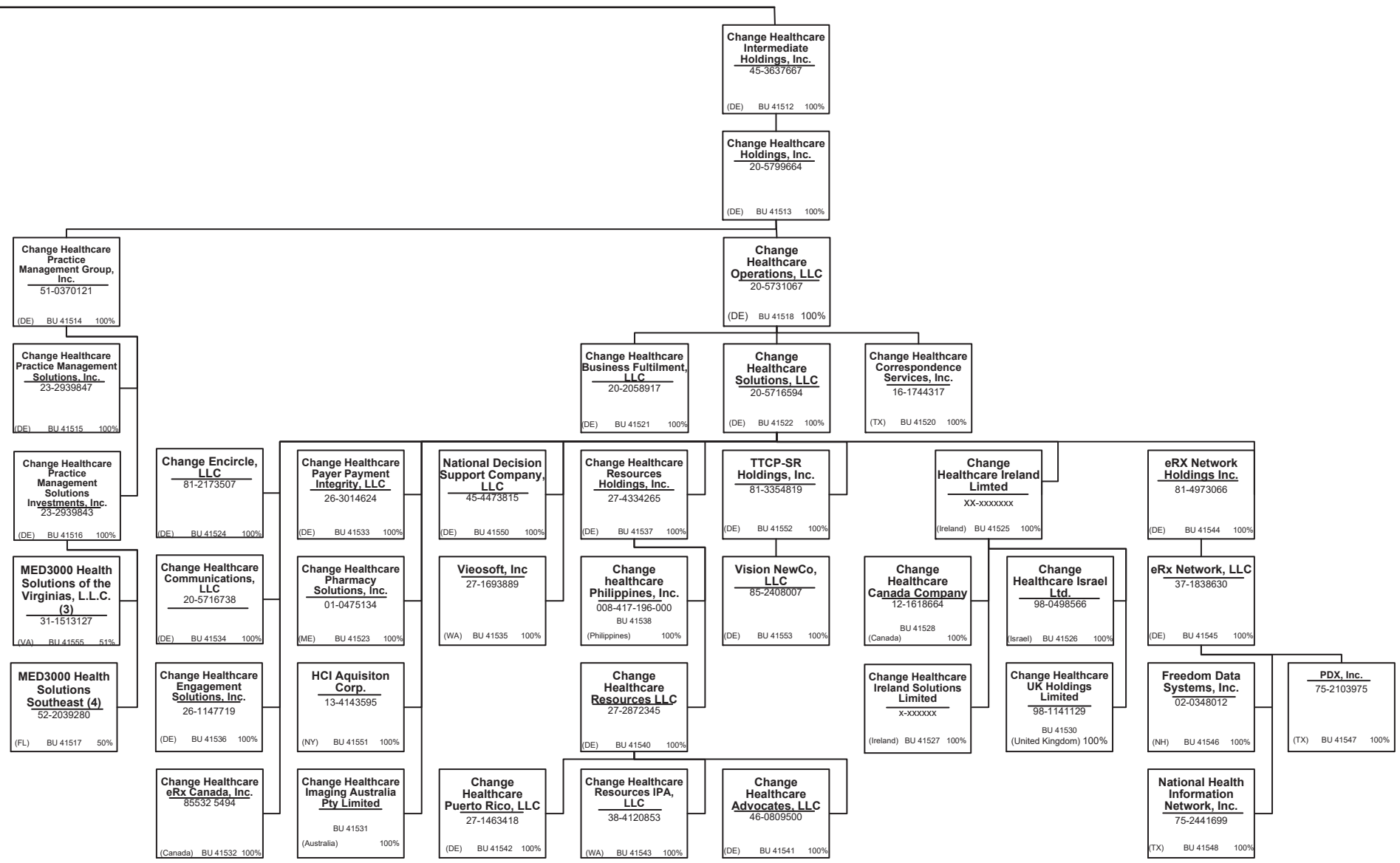
Continued on Next Page

**SCHEDULE Y – INFORMATION CONCERNING ACTIVITIES OF INSURER MEMBERS OF A HOLDING COMPANY GROUP**  
**PART 1 – ORGANIZATIONAL CHART**

**UnitedHealth Group Incorporated**  
 (DE) 41-1321939

Continued from Previous Page

Continued on Next Page



15.1

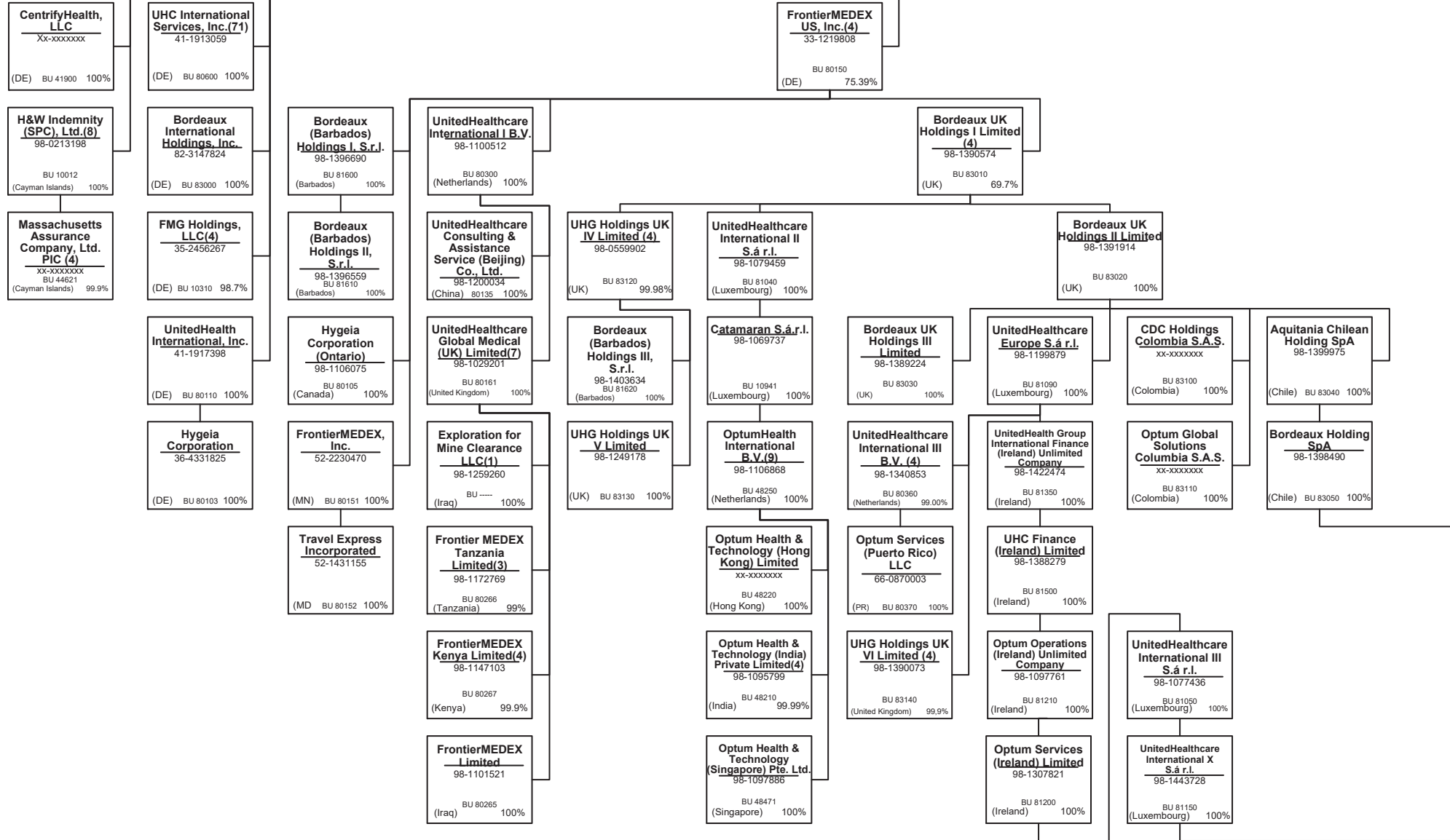


**SCHEDULE Y – INFORMATION CONCERNING ACTIVITIES OF INSURER MEMBERS OF A HOLDING COMPANY GROUP**  
**PART 1 – ORGANIZATIONAL CHART**

**UnitedHealth Group Incorporated**  
 (DE) 41-1321939

Continued from Previous Page

Continued on Next Page



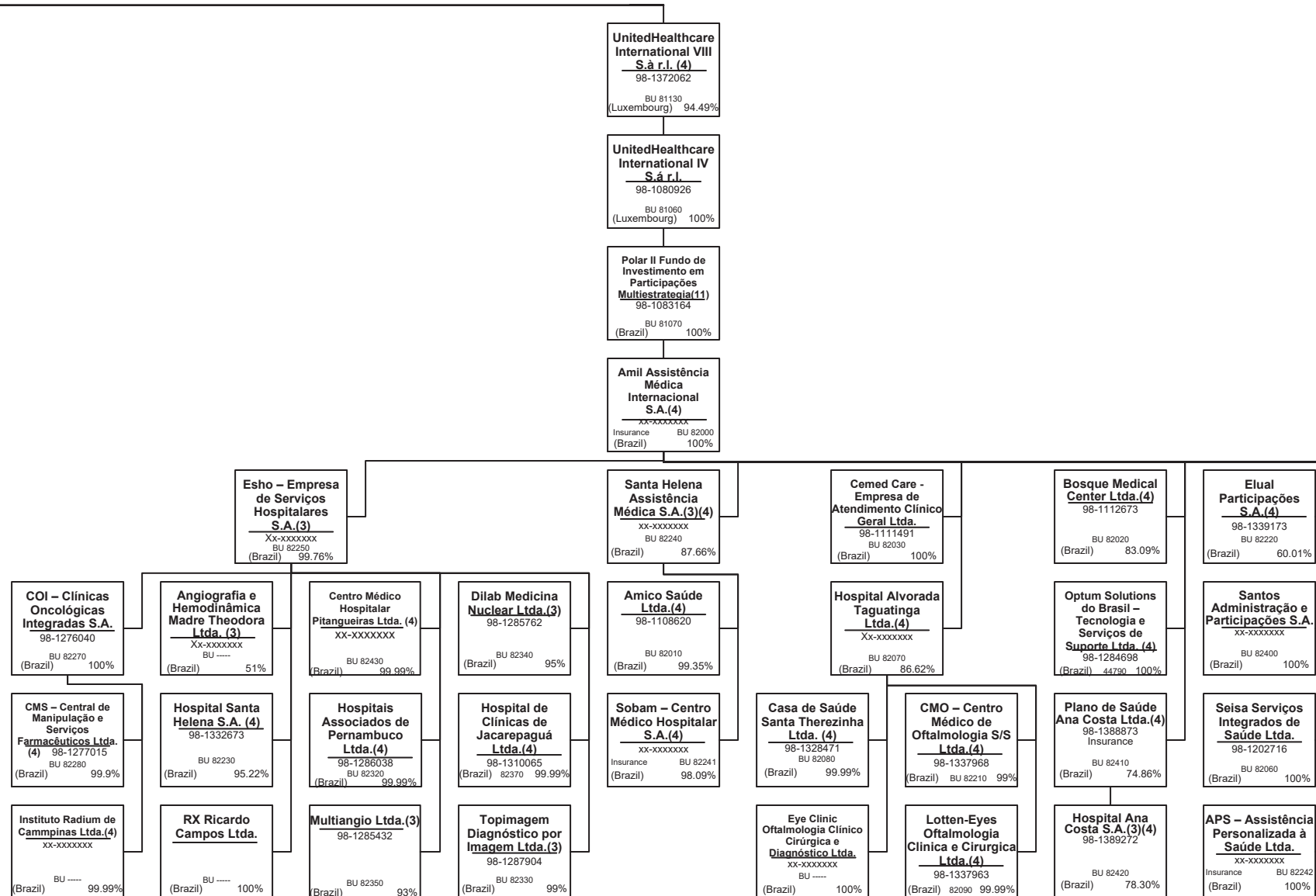
15.2

**SCHEDULE Y – INFORMATION CONCERNING ACTIVITIES OF INSURER MEMBERS OF A HOLDING COMPANY GROUP**  
**PART 1 – ORGANIZATIONAL CHART**

**UnitedHealth Group Incorporated**  
 ( DE ) 41-1321939

Continued from Previous Page

Continued on Next Page



15.3

**SCHEDULE Y – INFORMATION CONCERNING ACTIVITIES OF INSURER MEMBERS OF A HOLDING COMPANY GROUP**  
**PART 1 – ORGANIZATIONAL CHART**

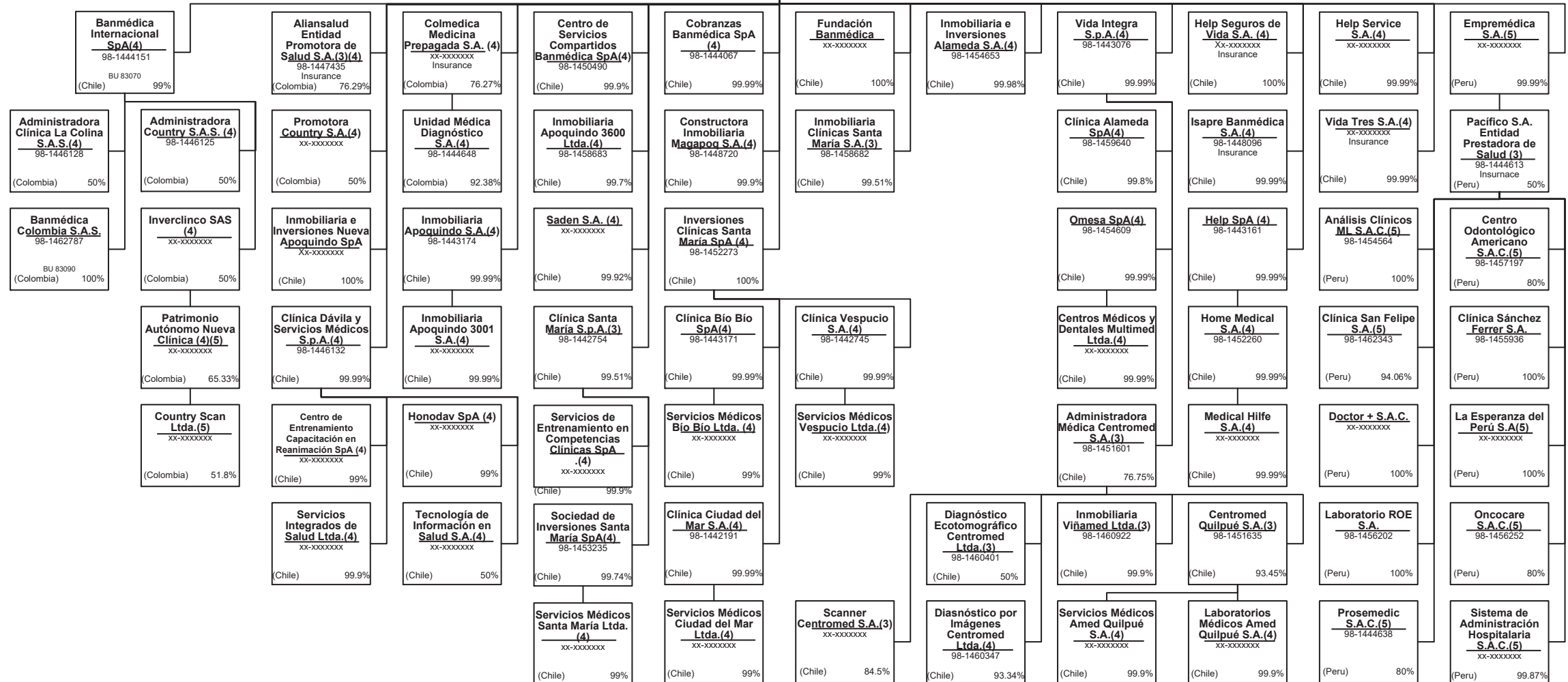
**UnitedHealth Group Incorporated**  
 (DE) 41-1321939

**United HealthCare Services, Inc.**  
 41-1289245  
 (MN) BU 20020 100%

**Banmédica S.A.(3)**  
 98-1444127  
 BU 83060  
 (Chile) 99.39%

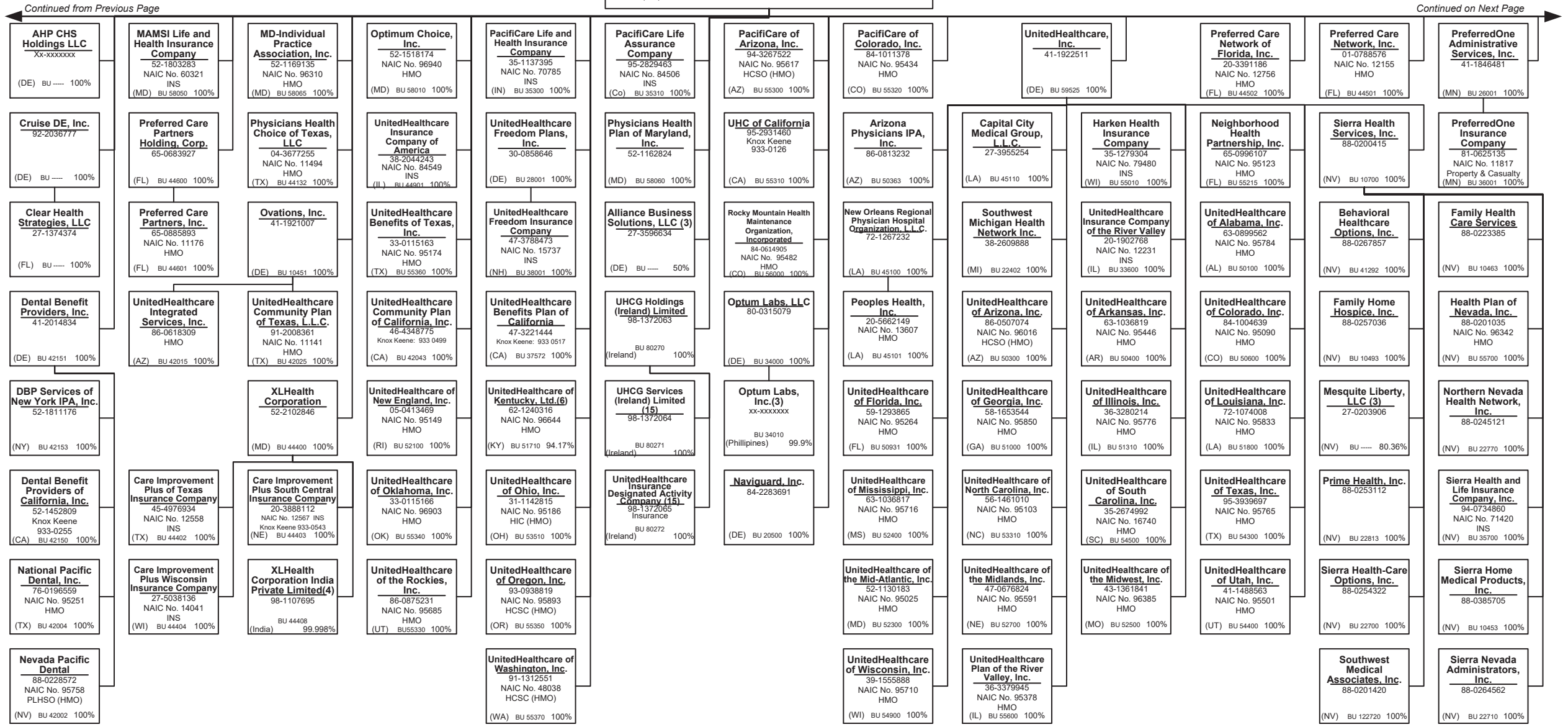
Continued from Previous Page

Continued on Next Page



**SCHEDULE Y – INFORMATION CONCERNING ACTIVITIES OF INSURER MEMBERS OF A HOLDING COMPANY GROUP**  
**PART 1 – ORGANIZATIONAL CHART**

**United HealthCare Services, Inc.**  
 (MN) 41-1289245 100%



15.5

Continued from Previous Page

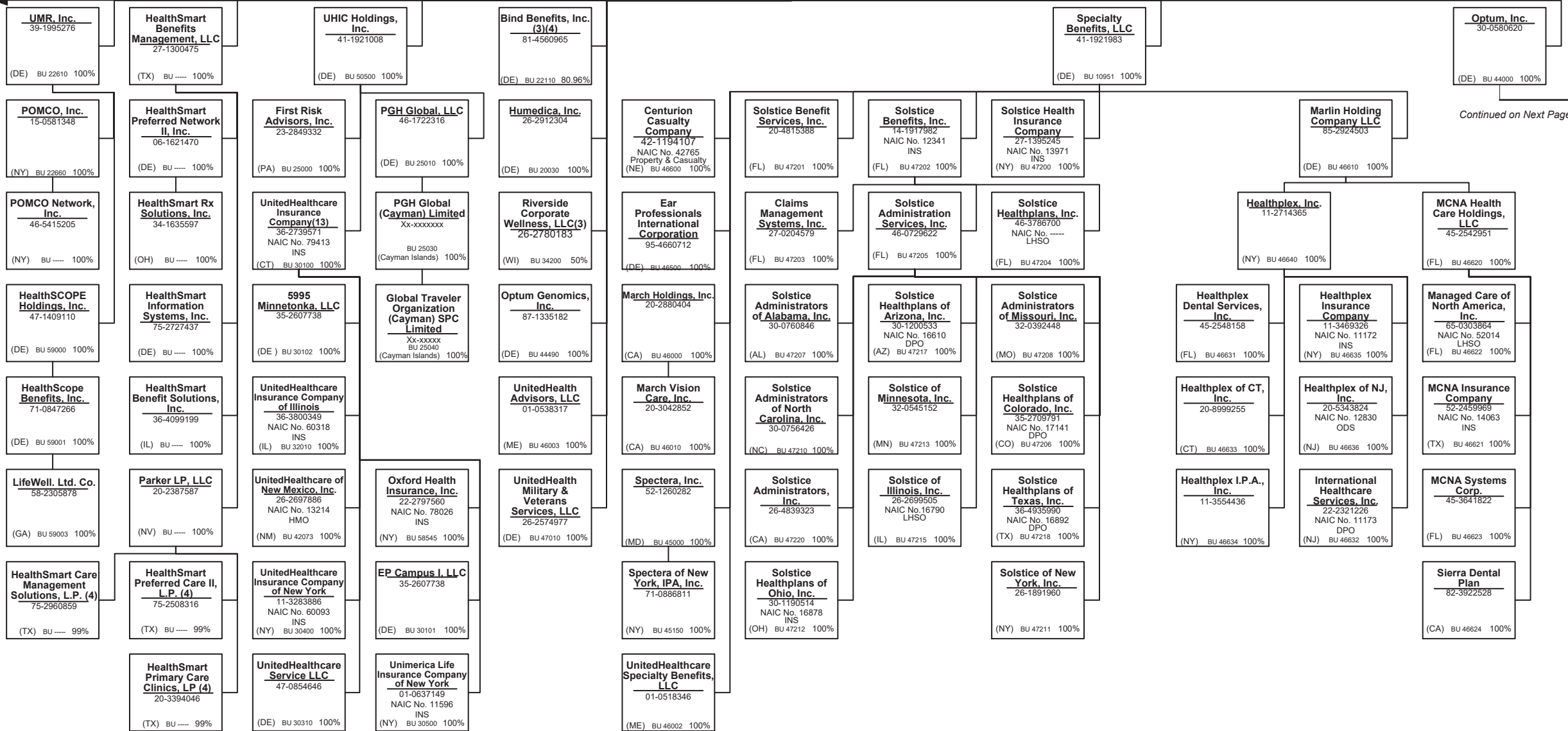
Continued on Next Page

**SCHEDULE Y – INFORMATION CONCERNING ACTIVITIES OF INSURER MEMBERS OF A HOLDING COMPANY GROUP**  
**PART 1 – ORGANIZATIONAL CHART**

**United HealthCare Services, Inc.**  
 (MN) 41-1289245 100%

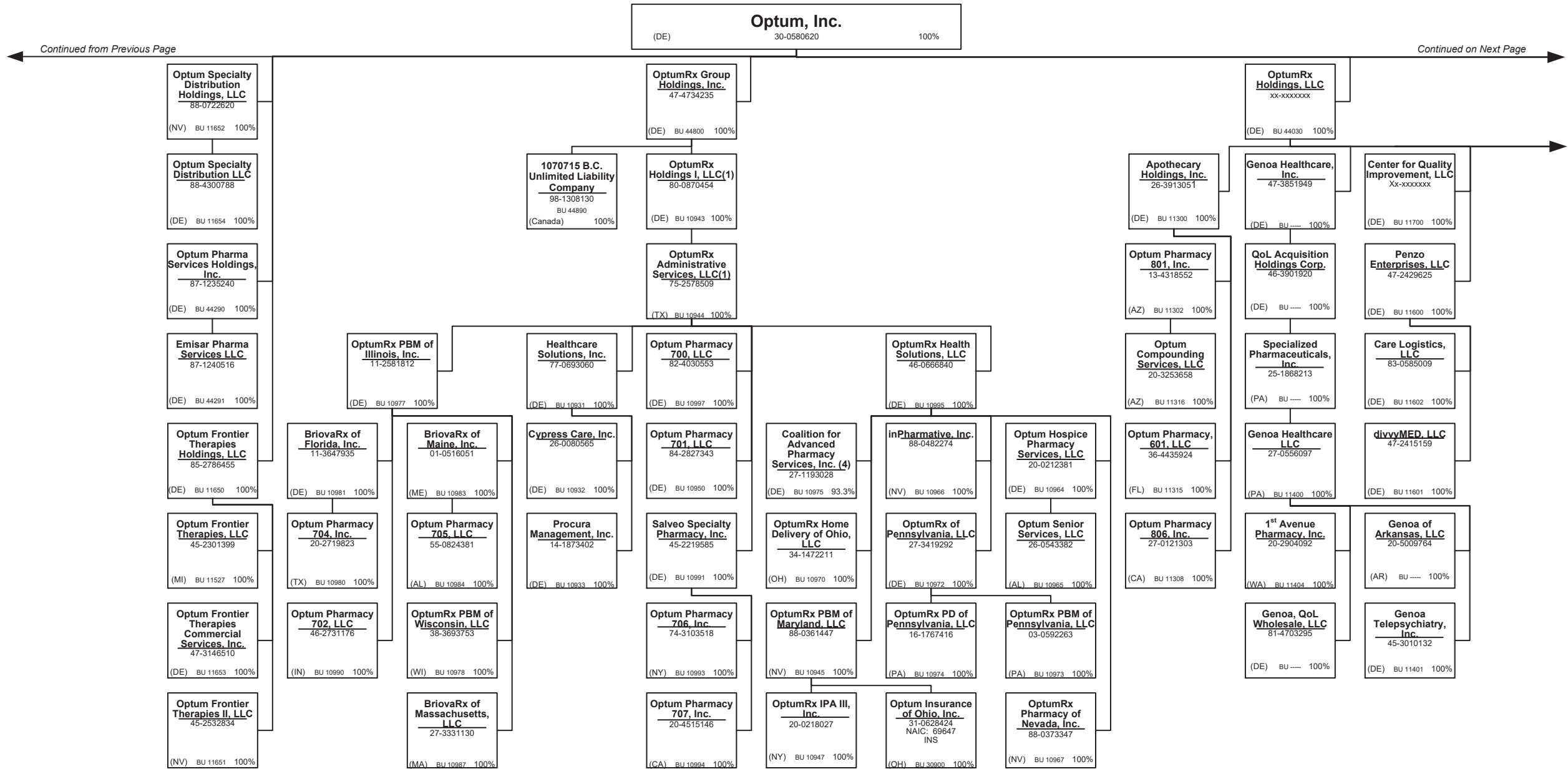
Continued from Previous Page

Continued on Next Page



15.6

**SCHEDULE Y – INFORMATION CONCERNING ACTIVITIES OF INSURER MEMBERS OF A HOLDING COMPANY GROUP**  
**PART 1 – ORGANIZATIONAL CHART**



Continued from Previous Page

Continued on Next Page

15.7

**SCHEDULE Y – INFORMATION CONCERNING ACTIVITIES OF INSURER MEMBERS OF A HOLDING COMPANY GROUP**  
**PART 1 – ORGANIZATIONAL CHART**

**Optum, Inc.**  
 (DE) 30-0580620 100%

**OptumRx Holdings, LLC**  
 xx-xxxxxxx  
 (DE) BU 44030 100%

**Diplomat Pharmacy, Inc.**  
 38-2063100  
 (MI) BU 11500 100%

**OptumRx, Inc.**  
 33-0441200  
 (CA) BU 10920 100%

**AxelaCare Intermediate Holdings, LLC**  
 30-0842394  
 (DE) BU ---- 100%

**OptumRx NY IPA, Inc.**  
 20-0151096  
 (NY) BU 41283 100%

**Progressive Enterprises Holdings, Inc.**  
 27-4371197  
 (DE) BU 11210 100%

**Optum Infusion Services 554, Inc.**  
 46-3275933  
 (NY) BU 11511 100%

**Diplomat Corporate Properties, LLC**  
 38-3453193  
 (MI) BU ---- 100%

**DSP Flint Real Estate, LLC**  
 27-2176462  
 (MI) BU ---- 100%

**AxelaCare, LLC**  
 61-1708598  
 (DE) BU ---- 100%

**Optum Infusion Services 553, LLC**  
 02-0651651  
 (NC) BU 11512 100%

**Accurate Rx Pharmacy Consulting, LLC**  
 26-3329157  
 (MO) BU 11513 100%

**Optum Infusion Services 551, LLC**  
 04-3041221  
 (CT) BU 11515 100%

**Optum Infusion Services 500, Inc.**  
 27-3918706  
 (DE) BU 11010 100%

**LDI Holding Company, LLC (4)**  
 81-3732334  
 (DE) BU 11558 100%

**DSP-Building C, LLC**  
 27-2499399  
 (MI) BU ---- 100%

**Diplomat Blocker, LLC**  
 27-4022876  
 (DE) BU 11528 100%

**Leehar Distributors, LLC**  
 81-3741657  
 (DE) BU 11525 100%

**Optum Infusion Services 550, LLC**  
 01-0808529  
 (DE) BU 11508 100%

**SCP Specialty Infusion, LLC**  
 27-2635371  
 (DE) BU 11020 100%

**Optum Infusion Services 301, LP (4)**  
 75-2196224  
 (OK) BU 11013 99.95%

**BriovaRx Infusion Services 102, LLC**  
 90-0884047  
 (DE) BU 11014 100%

**Optum Infusion Services 302, LLC**  
 27-0668612  
 (NE) BU 11012 100%

**Ambient Holdings, Inc.**  
 45-2161438  
 (DE) BU 11040 100%

**Optum Infusion Services 100, Inc.**  
 11-2997132  
 (NY) BU 11015 100%

**Serquinox Holdings, LLC**  
 27-1533951  
 (DE) BU 11030 100%

**PMSI Holdings, LLC**  
 26-3148744  
 (DE) BU 11217 100%

**SRPS, LLC**  
 62-1770924  
 (DE) BU 11212 100%

**PMSI Settlement Solutions, LLC**  
 59-3166848  
 (FL) BU 11215 100%

**P2P Link, LLC**  
 27-0008097  
 (DE) BU 11214 100%

**Optum Infusion Services 308, LLC**  
 20-3741084  
 (AZ) BU 11025 100%

**Optum Infusion Services 401, LLC**  
 02-0653265  
 (CA) BU 11022 100%

**Optum Infusion Services 305, LLC**  
 26-2565032  
 (DE) BU 11011 100%

**Optum Infusion Services 501, Inc.**  
 84-2822134  
 (DE) BU 11017 100%

**Ambient Healthcare, Inc.**  
 65-1095227  
 (FL) BU 11041 100%

**Optum Infusion Services 101, Inc.**  
 11-3485985  
 (NY) BU 11016 100%

**Optum Infusion Services 103, LLC**  
 27-1533840  
 (DE) BU 11031 100%

**PMSI, LLC**  
 56-2422696  
 (FL) BU 11211 100%

**PMI Acquisition, LLC**  
 80-0670247  
 (DE) BU ---- 100%

**Optum Infusion Services 402, LLC**  
 26-4312858  
 (CA) BU 11023 100%

**Optum Infusion Services 403, LLC**  
 47-0941801  
 (CA) BU 11024 100%

**Optum Infusion Services 200, Inc.**  
 57-0861358  
 (SC) BU 11047 100%

**Optum Infusion Services 201, Inc.**  
 55-0802777  
 (FL) BU 11044 100%

**Optum Infusion Services 202, Inc.**  
 20-4881413  
 (FL) BU 11045 100%

**Optum Infusion Services 203, Inc.**  
 33-1012700  
 (FL) BU 11042 100%

**Optum Infusion Services 206, Inc.**  
 63-1284325  
 (AL) BU 11050 100%

**Tmesys, LLC**  
 59-3143128  
 (FL) BU 11216 100%

**Progressive Medical, LLC**  
 31-1192384  
 (OH) BU 11213 100%

**Optum Infusion Services 404, LLC**  
 93-1103256  
 (OR) BU 11021 100%

**Optum Infusion Services 204, Inc.**  
 55-0802774  
 (FL) BU 11043 100%

**Optum Infusion Services 205, Inc.**  
 26-3738273  
 (FL) BU 11053 100%

**Optum Infusion Services 208, Inc.**  
 20-4963945  
 (NC) BU 11048 100%

**Optum Infusion Services 209, Inc.**  
 55-0802779  
 (GA) BU 11046 100%





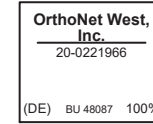


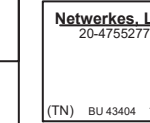


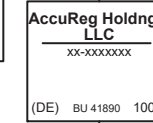











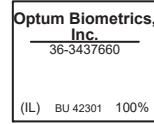

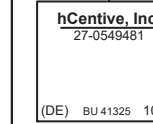

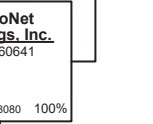

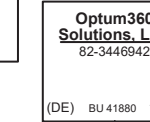



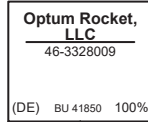

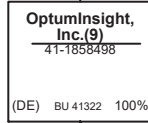

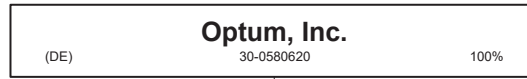
**Optum Infusion Services 207, Inc.**  
 63-0964525  
 (AL) BU 11051 100%

Continued from Previous Page

Continued on Next Page



SCHEDULE Y – INFORMATION CONCERNING ACTIVITIES OF INSURER MEMBERS OF A HOLDING COMPANY GROUP  
PART 1 – ORGANIZATIONAL CHART



Continued from Previous Page

Continued on Next Page

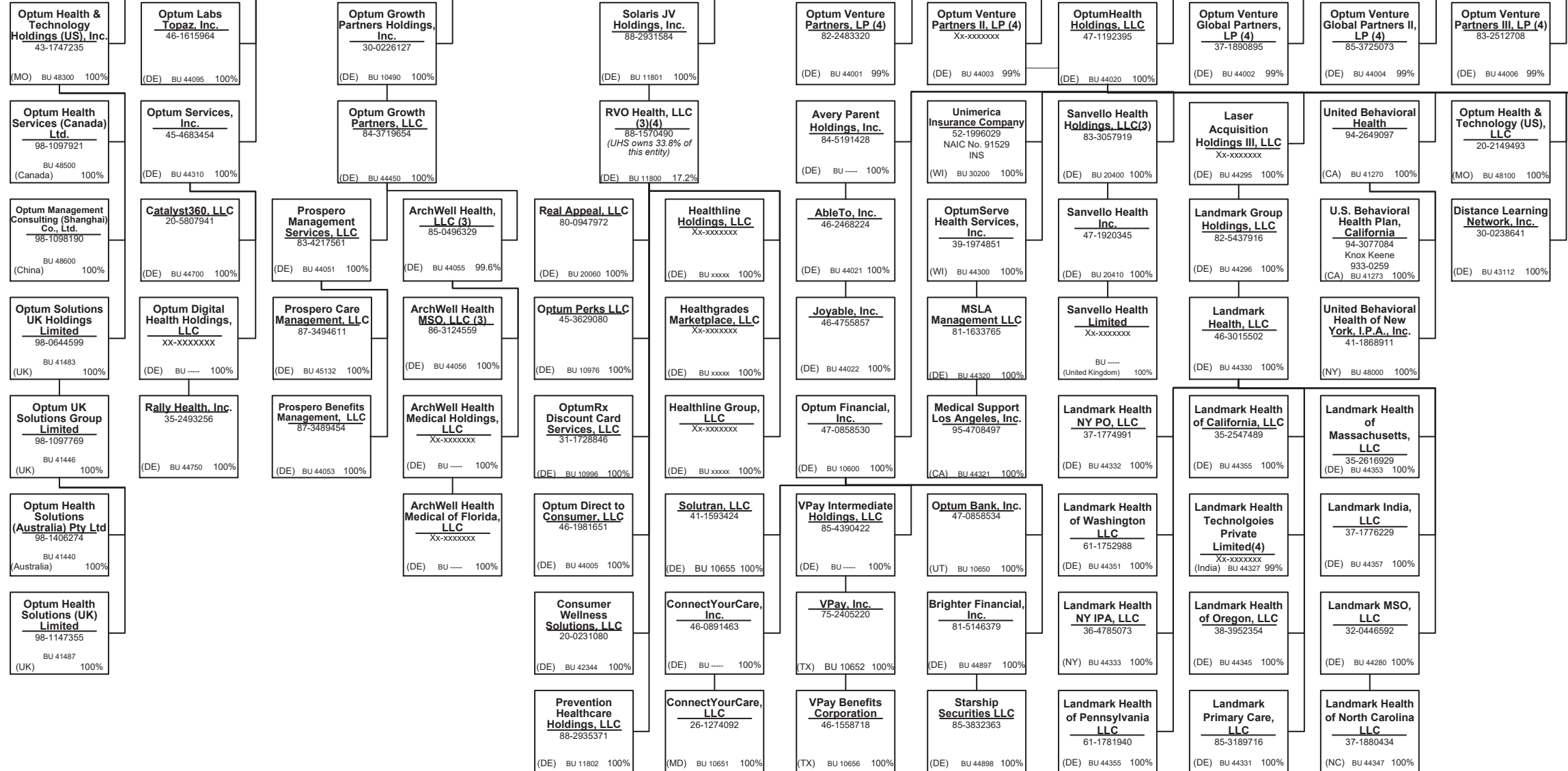


**SCHEDULE Y – INFORMATION CONCERNING ACTIVITIES OF INSURER MEMBERS OF A HOLDING COMPANY GROUP**  
**PART 1 – ORGANIZATIONAL CHART**

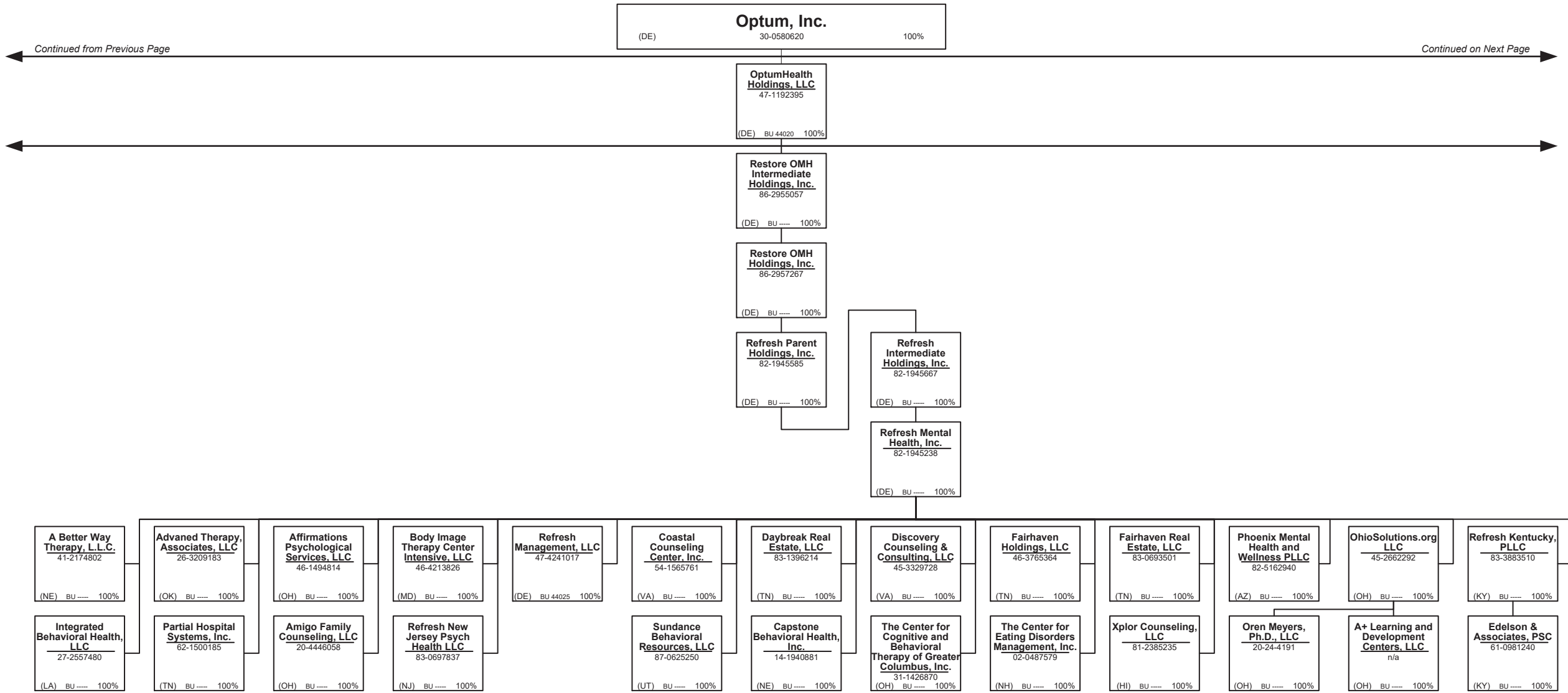
**Optum, Inc.**  
 (DE) 30-0580620 100%

Continued from Previous Page

Continued on Next Page



**SCHEDULE Y – INFORMATION CONCERNING ACTIVITIES OF INSURER MEMBERS OF A HOLDING COMPANY GROUP**  
**PART 1 – ORGANIZATIONAL CHART**



15.11

Continued from Previous Page

Continued on Next Page

**SCHEDULE Y – INFORMATION CONCERNING ACTIVITIES OF INSURER MEMBERS OF A HOLDING COMPANY GROUP**  
**PART 1 – ORGANIZATIONAL CHART**

**Optum, Inc.**  
 (DE) 30-0580620 100%

**OptumHealth Holdings, LLC**  
 47-1192395

(DE) BU 44020 100%

**Collaborative Care Holdings, LLC**  
 27-2337616

(DE) BU 44040 100%

**Inspiris, Inc.**  
 33-0766366

(DE) BU 44170 100%

**Colonial Practice Management, LLC**  
 61-1870845

(DE) BU ----- 100%

**AHN Target Holdings, LLC(3)**  
 35-2582899

(DE) BU 44650 80.1%

**Aveta, Inc.**  
 20-4057813

(DE) BU 49000 100%

**Newton Holdings, LLC**  
 30-1080342

(DE) BU ----- 100%

**Optum Care of New York Management, Inc.**  
 13-4138665

(NY) BU 44171 100%

**Optum Care Services Company**  
 26-0683057

(TN) BU 44178 100%

**Crystal Run Healthcare ACO, LLC**  
 45-2821606

(NY) BU ----- 100%

**American Health Network of Ohio II, LLC**  
 31-1424956

(OH) BU ----- 100%

**AHN Central Services, LLC**  
 35-2109566

(IN) BU 44653 100%

**NAMM Holdings, Inc.**  
 20-3236839

(DE) BU 49010 100%

**New West Physicians, Inc.**  
 84-1250135

(CO) BU 44510 100%

**OptumCare New York IPA, Inc.**  
 13-4138668

(NY) BU 44172 100%

**INSPIRIS of Texas Physician Group**  
 26-2885572

(TX) BU 44191 100%

**Crystal Run Transformation Services, LLC**  
 46-0892530

(NY) BU ----- 100%

**American Health Network of Ohio Care Organization, LLC(1)**  
 45-4132160

(OH) BU 44652 100%

**Optum Care Network of Indiana, LLC**  
 45-4770582

(IN) BU 44651 100%

**North American Medical Management California, Inc.**  
 33-0673955

(TN) BU 49040 100%

**PrimeCare Medical Network, Inc.**  
 33-0607478  
 Knox Keene  
 933-0367

(CA) BU 49050 100%

**Physician Alliance of the Rockies, LLC(1)**  
 81-2902954

(CO) BU 44511 100%

**For Health, Inc.**  
 33-0766617

(DE) BU 44200 100%

**Rapidus Billing Services, LLC**  
 84-3345858

(NY) BU ----- 100%

**American Health Network of Kentucky, LLC**  
 85-2849994

(KY) BU ----- 100%

**Indiana Care Organization, LLC**  
 45-4132005

(IN) BU ----- 100%

**MD Ops, Inc.**  
 42-1741594

(CA) BU 49041 100%

**PrimeCare of Inland Valley, Inc.**  
 33-0674408

(CA) BU 49056 100%

**Premier Choice ACO, Inc.**  
 75-3265059

(CA) BU 49052 100%

**PrimeCare of Citrus Valley, Inc.**  
 87-0757397

(CA) BU 49065 80%

**PrimeCare of Corona, Inc.**  
 33-0674407

(CA) BU 49054 100%

**Unity Health Network, LLC (3)**  
 27-0815205

(DE) BU 44660 80.1%

**For Health of Arizona, Inc.**  
 86-0908902

(AZ) BU 44210 100%

**American Health Network of Indiana II, LLC**  
 35-1930805

(IN) BU ----- 100%

**American Health Network of Ohio, LLC**  
 31-1424957

(OH) BU 44655 100%

**MD Ops, Inc.**  
 42-1741594

(CA) BU 49041 100%

**PrimeCare of Hemet Valley, Inc.**  
 33-0674401

(CA) BU 49055 100%

**PrimeCare of Sun City, Inc.**  
 33-0698439

(CA) BU 49062 100%

**PrimeCare of Moreno Valley, Inc.**  
 33-0674402

(CA) BU 49057 100%

**PrimeCare of Redlands, Inc.**  
 33-0674400

(CA) BU 49058 100%

**Premiere Medical Resources, LLC**  
 20-1499748

(DE) BU 44661 100%

**PrimeCare of Riverside, Inc.**  
 33-0674404

(CA) BU 49060 100%

**PrimeCare of San Bernardino, Inc.**  
 14-1915328

(CA) BU 49061 100%

**PrimeCare of Temecula, Inc.**  
 33-0674409

(CA) BU 49063 100%

**Valley Physicians Network, Inc.**  
 87-0757396

(CA) BU 49064 100%

Continued from Previous Page

Continued on Next Page

**SCHEDULE Y – INFORMATION CONCERNING ACTIVITIES OF INSURER MEMBERS OF A HOLDING COMPANY GROUP**  
**PART 1 – ORGANIZATIONAL CHART**

**Optum, Inc.**  
 (DE) 30-0580620 100%

**OptumHealth Holdings, LLC**  
 47-1192395

(DE) BU 44020 100%

**Collaborative Care Holdings, LLC**  
 27-2337616

(DE) BU 44040 100%

**WellMed Medical Management, Inc. (3)**  
 74-2786364  
 (TX) BU 44110 86%

**OptumCare Holdings, LLC(1)**  
 56-2592163  
 (CA) BU 42600 100%

**The Polyclinic MSO, LLC(3)**  
 83-1192367  
 (DE) BU 41950 80.1%

**ProHEALTH Medical Management, LLC**  
 47-1049961  
 (DE) BU 49080 100%

**HCAT Acquisition Inc.**  
 81-2378903  
 (DE) BU ---- 100%

**Comfort Care Transportation, LLC**  
 11-3647007  
 (TX) BU 44112 100%

**USMD Holdings, Inc.**  
 27-2866866  
 (DE) BU 44350 100%

**WellMed Medical Management of Florida, Inc.**  
 74-2797745  
 (FL) BU 44111 100%

**OptumCare Clinical Trials, LLC**  
 47-1422097  
 (DE) BU 42603 100%

**HealthCare Partners RE, LLC**  
 81-1080535  
 (DE) BU 42602 100%

**OptumCare Management, LLC**  
 95-4509662  
 (CA) BU 42610 100%

**Optum Health Plan of California**  
 46-2385459  
 Knox Keene Restricted 933-0498  
 (DE) BU 42601 100%

**First Hill Surgery Center, LLC(3)**  
 47-2066485  
 (WA) BU 41955 55%

**Orthology, Inc.(9)**  
 46-2742615  
 (DE) BU 20050 80%

**Day-Op Surgery Consulting Company, LLC**  
 75-2790863  
 (DE) BU 49094 100%

**Healthcare Associates of Texas, LLC**  
 81-0760425  
 (DE) BU 44116 100%

**Impel Management Services, L.L.C.**  
 75-2574317  
 (TX) BU 44360 100%

**USMD Inc.**  
 20-8050318  
 (TX) BU 44370 100%

**USMD PPM, LLC**  
 35-2446102  
 (TX) BU 44373 100%

**OptumCare Florida, LLC**  
 87-0408859  
 (DE) BU 42710 100%

**California Medical Group Insurance Company, Risk Retention Group(3)**  
 20-1711131  
 (AZ) BU ---- 67%

**HCP ACO California, LLC**  
 45-3007213  
 (CA) BU 42614 100%

**OptumCare Colorado, LLC**  
 47-2196783  
 (CO) BU 42680 100%

**Collaborative Care Services, Inc.**  
 27-2337487  
 (DE) BU 44070 100%

**Perham Physical Therapy, LTD**  
 20-5608977  
 (MN) BU 20055 100%

**Riverside Medical Management, LLC**  
 32-0500242  
 (DE) BU 49083 100%

**Impel Consulting Experts, L.L.C.**  
 20-4351923  
 (TX) BU 44361 100%

**USMD Administrative Services, L.L.C.**  
 20-8048861  
 (TX) BU 44374 100%

**USMD PPM, LLC**  
 35-2446102  
 (TX) BU 44373 100%

**OptumCare Florida CI, LLC**  
 82-2227280  
 (DE) BU 42711 100%

**HealthCare Partners ASC-LB, LLC(4)**  
 95-4628842  
 (CA) BU 42613 99%

**OptumCare New Mexico, LLC**  
 20-4043287  
 (DE) BU 42670 100%

**Clinical Partners of Colorado Springs, LLC**  
 46-2879718  
 (CO) BU ---- 50%

**OptumCare Holdings Colorado, LLC(3)**  
 30-0999065  
 (CO) BU 42690 85%

**Jordan Ridge Family Medicine, LLC**  
 68-0624157  
 (DE) BU 44078 100%

**Waypoint Minnesota Sports PC**  
 46-2859426  
 (MN) BU 20053 100%

**ME AHS UC LLC (3)**  
 83-1183650  
 (DE) BU 49172 70%

**USMD Affiliated Services**  
 27-2956222  
 (TX) BU 44380 100%

**Everett MSO, Inc.**  
 81-1070402  
 (WA) BU 42720 100%

**HealthCare Partners Management Services California, LLC**  
 47-5274363  
 (DE) BU 42616 100%

**OptumCare ACO New Mexico, LLC**  
 30-0940296  
 (DE) BU 42672 100%

**Colorado Innovative Physician Solutions, Inc.**  
 37-1636677  
 (CO) BU 42681 100%

**OptumCare Colorado Springs, LLC**  
 47-2218380  
 (CO) BU 42691 100%

**Optum Care, Inc.**  
 83-1959511  
 (DE) BU 44610 100%

**ProHealth Proton Center Management, LLC**  
 32-0455430  
 (DE) BU 40882 100%

**Healthcare Associates of Irving PLLC**  
 75-2674367  
 (TX) BU 44117 100%

**Medical Clinic of North Texas PLLC**  
 75-2566987  
 (TX) BU 44381 100%

**Urology Associates of North Texas, P.L.L.C.**  
 75-2613230  
 (TX) BU 44370 100%

**North Puget Sound Oncology Equipment Leasing Company, LLC**  
 20-2564137  
 (WA) BU 42721 72.25%

**OptumCare South Florida, LLC**  
 45-3462809  
 (FL) BU 42621 100%

**OptumCare Endoscopy Center New Mexico, LLC**  
 26-1508741  
 (NM) BU 42671 100%

**OptumCare Colorado ASC, LLC**  
 35-2597463  
 (CO) BU 42691 100%

**AMG Health, LLC**  
 Xx-xxxxxx  
 (DE) BU ---- 100%

Continued from Previous Page

Continued on Next Page

**SCHEDULE Y – INFORMATION CONCERNING ACTIVITIES OF INSURER MEMBERS OF A HOLDING COMPANY GROUP**  
**PART 1 – ORGANIZATIONAL CHART**

**Optum, Inc.**  
 (DE) 30-0580620 100%

**OptumHealth Holdings, LLC**  
 47-1192395

(DE) BU 44020 100%

**Collaborative Care Holdings, LLC**  
 27-2337616

(DE) BU 44040 100%

**CareMount Health Solutions, LLC**  
 38-4103290

(DE) BU 49250 100%

**Optum Care Networks, Inc.**  
 45-3143218

(DE) BU 44045 100%

**WESTMED Practice Partners LLC**  
 45-0636596

(DE) BU 49070 100%

**Lifepoint Accountable Care Organization, LLC**  
 32-0409538

(DE) BU 44081 100%

**Optum Washington Network, LLC (3)**  
 85-0735012

(WA) BU 42740 93%

**EPIC Management Services, LLC**  
 33-0654147

(DE) BU 42701 100%

**Optum Oregon MSO, LLC**  
 85-3355553

(DE) BU 42750 100%

**Optum Clinics Holding Company, Inc.**  
 88-1704725

(DE) BU xxxxx 100%

**Transformer DE I, LLC**  
 84-2324145

(DE) BU ---- 100%

**Transformer TX Holdings, LLC (4)**  
 87-4490776

(TX) BU 45161 55.15%

**SCA HoldCo, Inc.**  
 36-4869243

(DE) BU ---- 100%

**CareMount Value Partners IPA, LLC**  
 84-3894124

(NY) BU 49255 100%

**Senior Care Network of Connecticut, LLC**  
 88-1691956

(DE) BU 45111 100%

**4C MSO LLC(3)**  
 84-1900997

(DE) BU 44062 70%

**Optum Health Networks, Inc.**  
 27-2309024

(DE) BU 44080 100%

**Reliant MSO, LLC(1)**  
 82-3745100

(DE) BU 44260 100%

**EM Orange Tree LLC**  
 Xx-xxxxxxx

(CA) BU 42703 100%

**Inter-Hospital Physicians Association, Inc.**  
 95-0856292

(OR) BU 42751 100%

**Urgent Care Holdings, LLC**  
 26-0382877

(DE) BU 49112 100%

**Transformer DE II, LLC**  
 84-2323758

(DE) BU ---- 100%

**KSMS Holdings, LLC**  
 84-2590138

(TX) BU 45162 100%

**SCAI Holdings, LLC**  
 81-4905342

(DE) BU ---- 100%

**CareMount Holding, LLC**  
 82-1419537

(NY) BU 49253 100%

**Polo Holdco, LLC(3)**  
 47-5563848

(DE) BU 44420 100%

**Monarch Management Services, Inc.**  
 45-3142852

(DE) BU 44255 100%

**Collaborative Realty, LLC**  
 45-2614005

(NY) BU 49081 100%

**EPIC Health Plan**  
 27-2767291  
 Knox Keene Restricted  
 933-0483

(CA) BU 42702 100%

**OptumCare Portland, LLC**  
 93-1306308

(OR) BU 42754 100%

**MedExpress Urgent Care Alabama, LLC**  
 32-0533926

(AL) BU 49173 100%

**MedExpress Urgent Care Maine, Inc.**  
 82-1719888

(ME) BU 49114 100%

**KSMS Intermediate Holdings I, LLC**  
 38-4103290

(TX) BU ---- 100%

**Surgical Care Affiliates, LLC**  
 20-8922307

(DE) BU 47300 100%

**CareMount Health Solutions Employer, LLC (4)**  
 83-3555743

(DE) BU 49254 99%

**ProHealth Physicians, Inc.**  
 06-1446075

(CT) BU 44430 100%

**310 Canyon Medical, LLC**  
 27-2624551

(CA) BU 44271 100%

**AppleCare Medical Management, LLC**  
 27-2068687

(DE) BU 44100 100%

**Urgent Care MSO, LLC**  
 26-3667220

(DE) BU 49120 100%

**MedExpress Urgent Care New Hampshire, Inc.**  
 82-0631738

(NH) BU 49113 100%

**KSMS Intermediate Holdings II, LLC**  
 84-2646230

(TX) BU ---- 100%

**CareMount Dental Member, LLC**  
 Xx-xxxxxxx

(DE) BU 49256 100%

**ProHealth Physicians ACO, LLC**  
 45-5470737

(CT) BU 44431 100%

**MHC Real Estate Holdings, LLC**  
 27-2252446

(CA) BU 44272 100%

**OptumCare ACO West, LLC**  
 83-3608739

(DE) BU 10925 100%

**Highlands Ranch Healthcare, LLC**  
 84-1472832

(CO) BU 49121 100%

**MedExpress Development, LLC**  
 20-3824377

(FL) BU 49140 100%

**MedExpress Urgent Care, Inc. - Ohio**  
 xx-xxxxxxx

(OH) BU 49178 100%

**KS Management Services, L.L.C.**  
 76-0602862

(TX) BU 45160 100%

**ProHealth/CareMount Dental Management, LLC (3)**  
 Xx-xxxxxxx

(NY) BU ---- 46%

**Atrius MSO, LLC**  
 87-1803974

(DE) BU 44640 100%

**DWIC of Tampa Bay, Inc.**  
 59-3625966

(FL) BU 49142 100%

**MedExpress Urgent Care of Boynton Beach, LLC**  
 20-2545363

(FL) BU 49141 100%

**Kelsey Care Administrators LLC**  
 83-2701907  
 NAIC No. 16541  
 HMO

(TX) BU ---- 100%

**KS Plan Administrators, LLC**  
 20-5602615  
 NAIC No. 12827  
 HMO

(TX) BU ---- 100%

**PGT Medical Group, Inc.**  
 Xx-xxxxxx

(TX) BU ---- 100%

**Physicians Group of Texas, LLC**  
 Xx-xxxxxx

(TX) BU ---- 100%

Continued from Previous Page

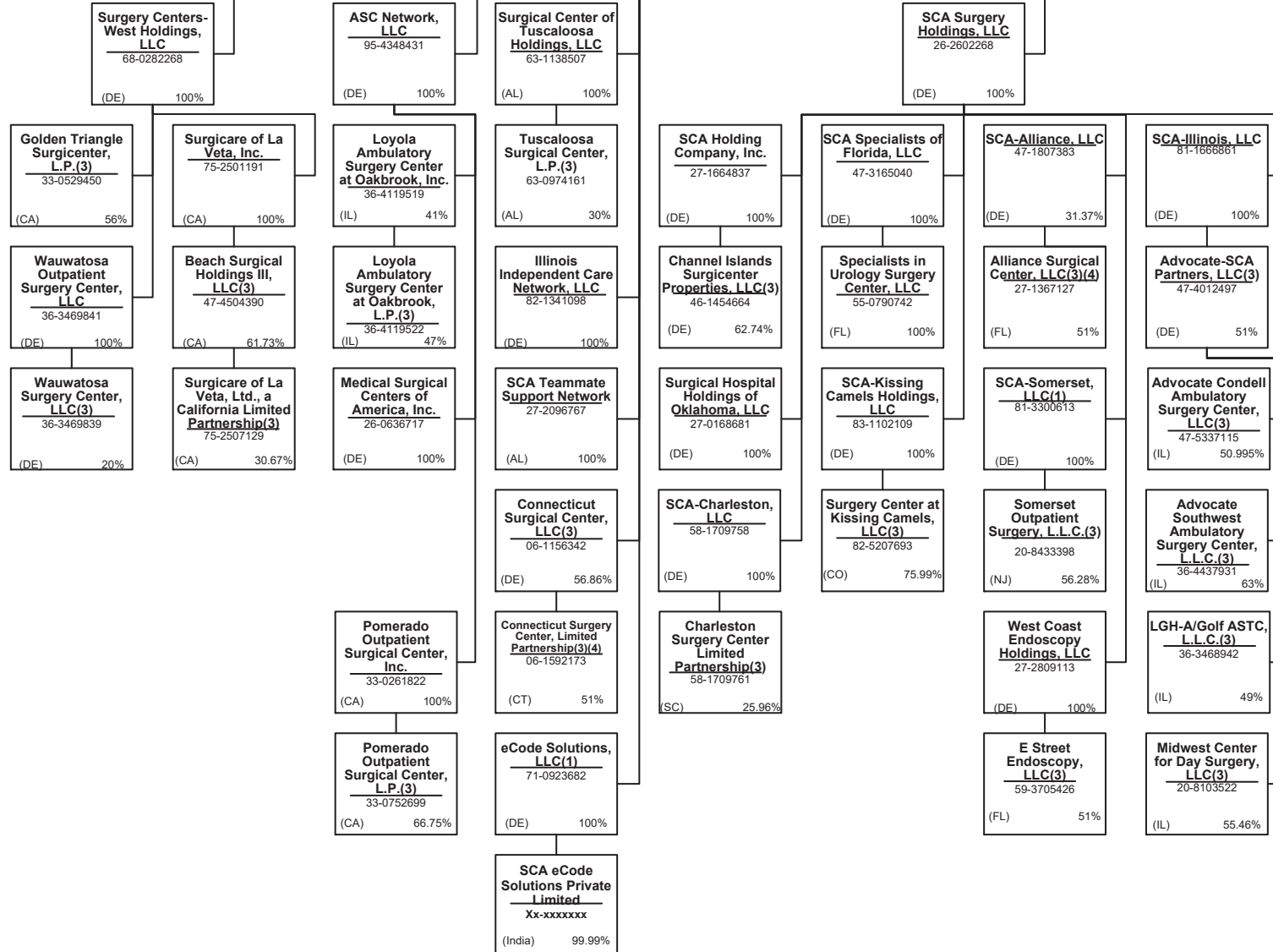
Continued on Next Page

**SCHEDULE Y – INFORMATION CONCERNING ACTIVITIES OF INSURER MEMBERS OF A HOLDING COMPANY GROUP**  
**PART 1 – ORGANIZATIONAL CHART**



Continued from Previous Page

Continued on Next Page

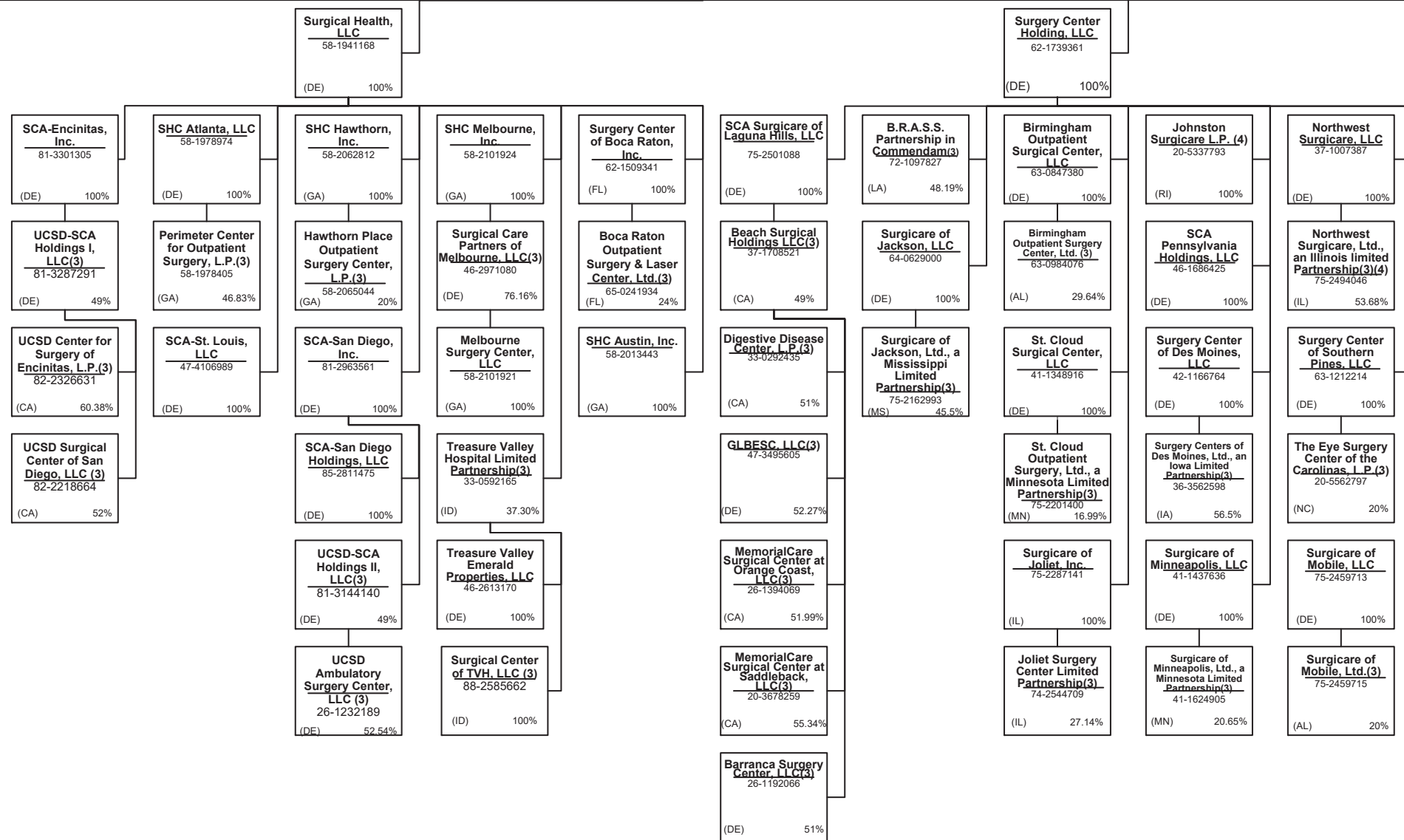


**SCHEDULE Y – INFORMATION CONCERNING ACTIVITIES OF INSURER MEMBERS OF A HOLDING COMPANY GROUP**  
**PART 1 – ORGANIZATIONAL CHART**

**Surgical Care Affiliates, LLC**  
 (DE) 20-8922307 100%

Continued from Previous Page

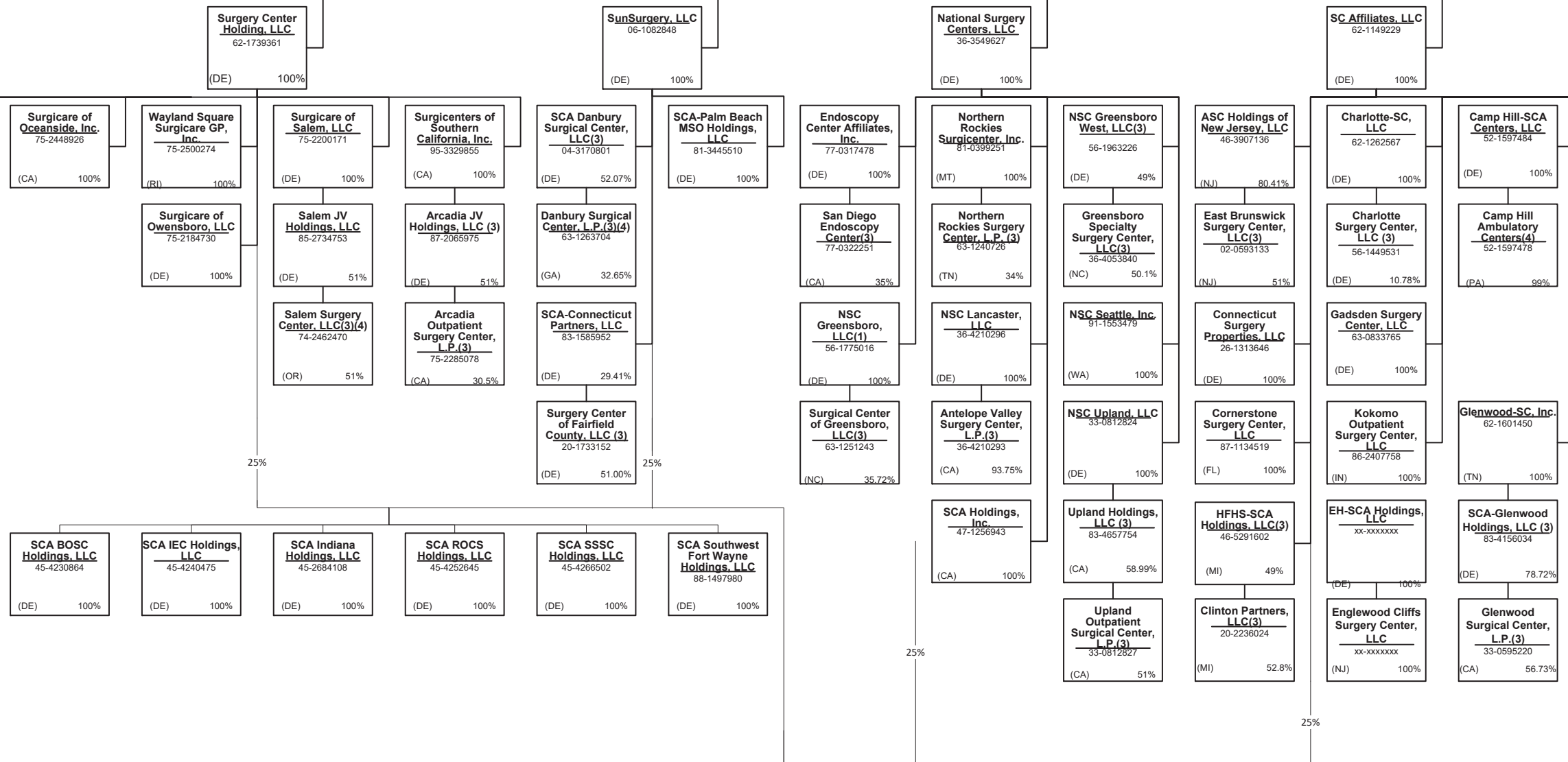
Continued on Next Page



**SCHEDULE Y – INFORMATION CONCERNING ACTIVITIES OF INSURER MEMBERS OF A HOLDING COMPANY GROUP**  
**PART 1 – ORGANIZATIONAL CHART**

**Surgical Care Affiliates, LLC**  
 (DE) 20-8922307 100%

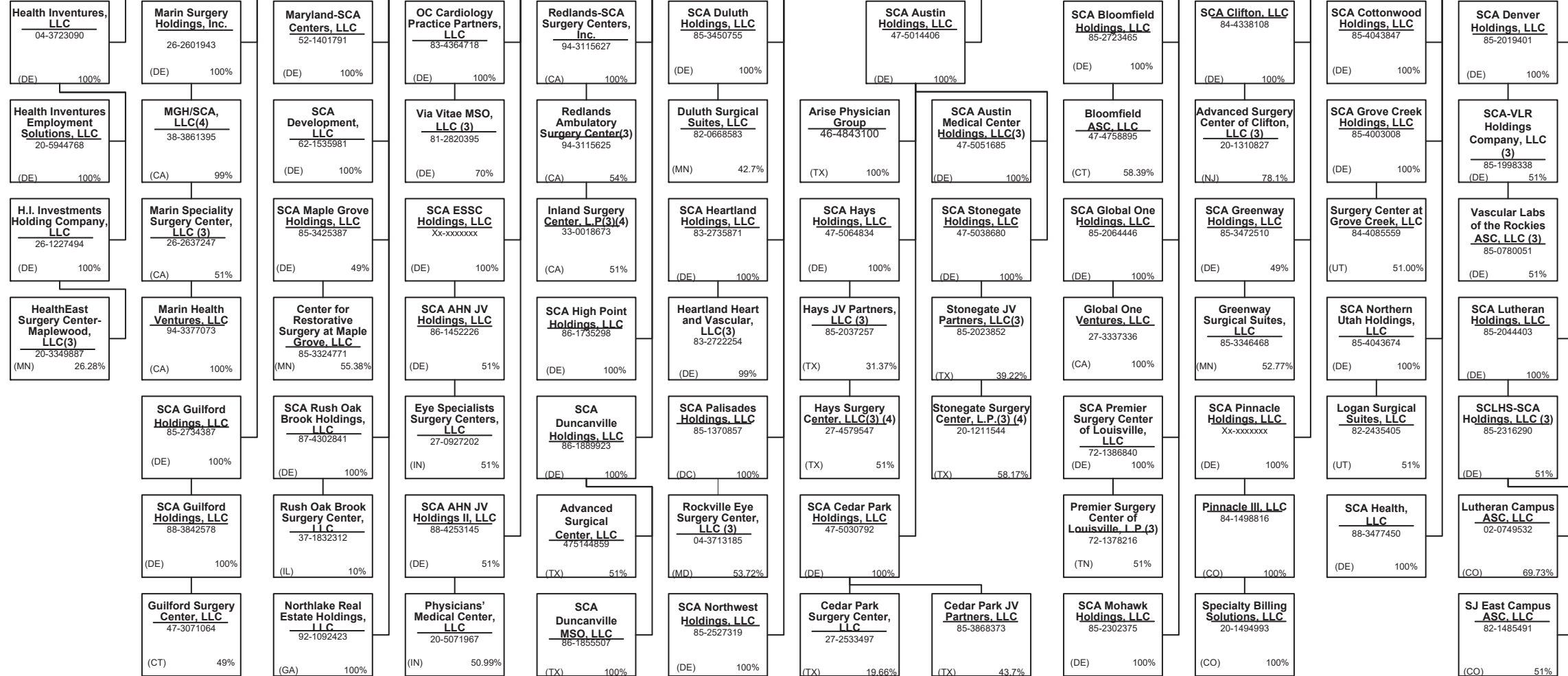
Continued from Previous Page Continued on Next Page



15.17



**SCHEDULE Y – INFORMATION CONCERNING ACTIVITIES OF INSURER MEMBERS OF A HOLDING COMPANY GROUP**  
**PART 1 – ORGANIZATIONAL CHART**



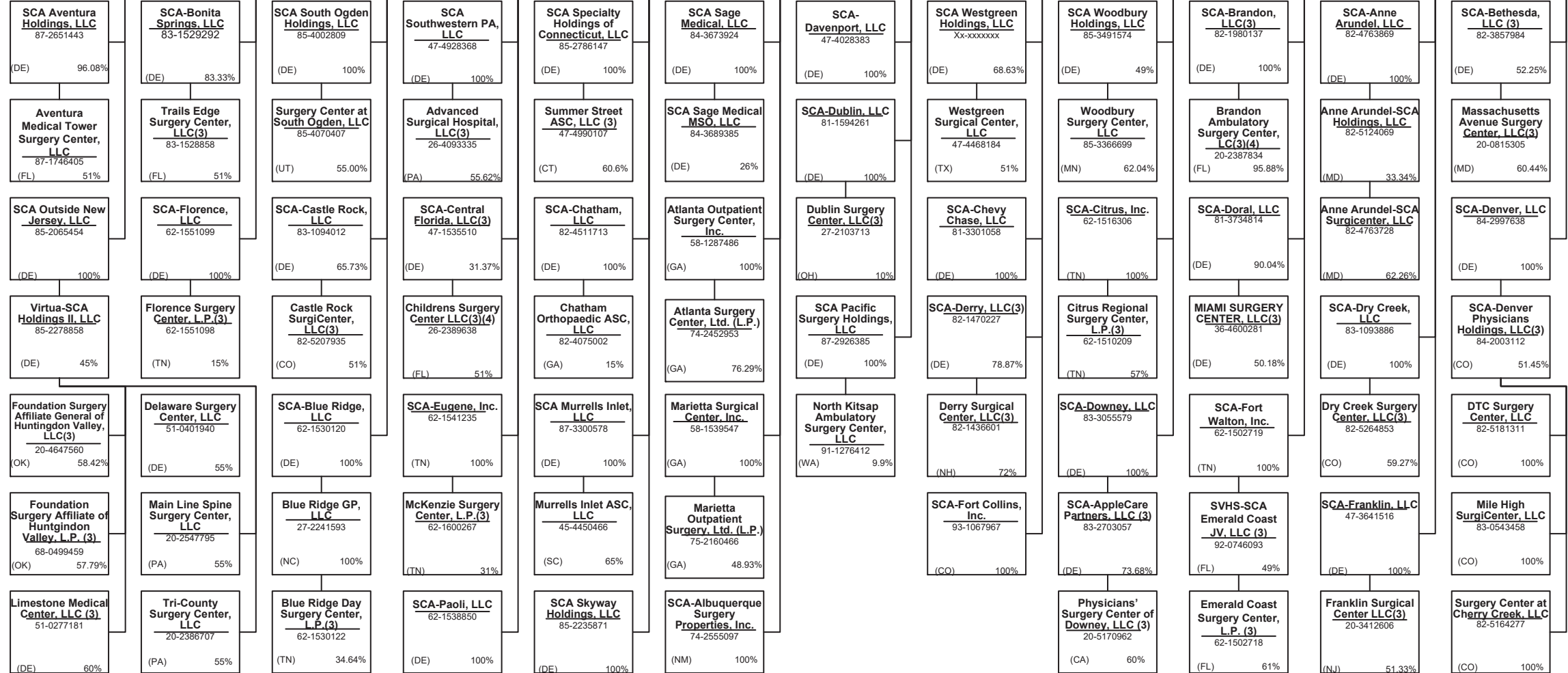
Continued from Previous Page

Continued on Next Page

**SCHEDULE Y – INFORMATION CONCERNING ACTIVITIES OF INSURER MEMBERS OF A HOLDING COMPANY GROUP**  
**PART 1 – ORGANIZATIONAL CHART**

**Surgical Care Affiliates, LLC**  
 (DE) 20-8922307 100%

**SC Affiliates, LLC**  
 62-1149229  
 (DE) 100%



Continued from Previous Page

Continued on Next Page


**SCHEDULE Y – INFORMATION CONCERNING ACTIVITIES OF INSURER MEMBERS OF A HOLDING COMPANY GROUP**  
**PART 1 – ORGANIZATIONAL CHART**

**Surgical Care Affiliates, LLC**  
 (DE) 20-8922307 100%

**SC Affiliates, LLC**  
 62-1149229  
 (DE) 100%

Continued from Previous Page

Continued on Next Page



15.20

**SCHEDULE Y – INFORMATION CONCERNING ACTIVITIES OF INSURER MEMBERS OF A HOLDING COMPANY GROUP**  
**PART 1 – ORGANIZATIONAL CHART**

**Surgical Care Affiliates, LLC**  
 (DE) 20-8922307 100%

**SC Affiliates, LLC**  
 62-1149229  
 (DE) 100%

**SCA-Portland, LLC**  
 81-4139195  
 (DE) 100%

**SCA-Surgicare, LLC**  
 81-4371453  
 (DE) 100%

**SCA-Verta, LLC**  
 82-1987225  
 (DE) 100%

**SCA-Wake Forest, LLC**  
 82-2294882  
 (DE) 100%

**SCA-Western Connecticut, LLC(3)**  
 82-1449412  
 (DE) 67%

**Surgery Center of Muskogee, LLC**  
 63-1194204  
 (DE) 100%

**SCA-Winter Park, Inc.**  
 62-1525777  
 (TN) 100%

**SCA-Woodlands Holdings, LLC**  
 82-3528300  
 (DE) 100%

**Surgery Center of Colorado Springs, LLC**  
 63-1214140  
 (DE) 100%

**Surgery Center of Easton, LLC**  
 72-1349752  
 (DE) 100%

**SCA Pacific Holdings, Inc.**  
 27-1707364  
 (CA) 100%

**Providence & SCA On-Campus Holdings, LLC(3)**  
 82-3270499  
 (DE) 20%

**Surgicare, LLC(3)**  
 35-1975122  
 (IN) 53.68%

**Surgery Center of Louisville, LLC**  
 62-1179537  
 (DE) 100%

**Surgery Center of Maui, LLC**  
 63-1231944  
 (DE) 100%

**Western Connecticut Orthopedic Surgical Center, LLC(3)**  
 06-1521999  
 (CT) 57.91%

**Muskogee Surgical Investors, LLC**  
 20-4209261  
 (OK) 100%

**Louisville-SC Properties, Inc.**  
 62-1179538  
 (KY) 100%

**Surgery Center of The Woodlands, LLC(3)**  
 82-3448050  
 (TX) 54.79%

**SCA-Pocono, LLC**  
 47-1620189  
 (DE) 100%

**The Surgery Center of Easton, L.P.(3)**  
 72-1349755  
 (TN) 49%

**Corpus Christi Endoscopy Center, L.L.P.(3)**  
 20-2595593  
 (TX) 18.5%

**Surgery Center at St. Vincent, LLC (3)**  
 81-3129674  
 (OR) 57.7%

**SCA-Winchester, LLC**  
 81-1159878  
 (DE) 100%

**Louisville S.C., Ltd.(3)**  
 62-1179566  
 (KY) 60.20%

**Aloha Surgical Center, LLC(3)**  
 63-1231942  
 (TN) 67%

**SCA Alaska Surgery Center, Inc.**  
 92-0080881  
 (AK) 100%

**Three Rivers Surgical Care, L.P.(3)(4)**  
 63-1194203  
 (TN) 85.10%

**OptumCare Specialty Practices Investments, LLC**  
 92-0972076  
 (DE) 100%

**Surgical Management Solutions, LLC**  
 84-4983977  
 (DE) 100%

**SCA-San Luis Obispo, LLC**  
 94-3138088  
 (DE) 100%

**Surgery Center of Ellicott City, Inc.**  
 63-1212213  
 (DE) 100%

**CCEC Anesthesia Management, LLC(3)**  
 82-1715584  
 (TX) 100%

**Providence & SCA Off-Campus Holdings, LLC(3)**  
 82-3765555  
 (DE) 40%

**SCA-St. Clout Holdings, LLC**  
 88-1844951  
 (DE) 100%

**SCA-JPM Holdings, LLC**  
 83-3090526  
 (DE) 100%

**SCA-Santa Rosa, Inc.**  
 88-0185362  
 (NV) 100%

**SCA-First Coast, LLC**  
 83-2805878  
 (DE) 100%

**SCA-Gainesville, LLC**  
 62-1547690  
 (DE) 100%

**Summit Cardiovascular Group, LLC**  
 88-4233584  
 (DE) 100%

**Wayland Square Surgicare Acquisition, L.P.(4)**  
 20-5429310  
 (RI) 99%

**Maryland Ambulatory Centers, LLC(3)(4)**  
 52-1456812  
 (MD) 50%

**Montgomery Surgery Center Limited Partnership(3)**  
 52-1401868  
 (MD) 51%

**Oregon Outpatient Surgery Center, LLC(3)**  
 22-3883387  
 (OR) 51.18%

**St. Cloud MSO, LLC**  
 88-1908453  
 (DE) 100%

**JPM Healthcare, LLC (3)**  
 83-2306992  
 (DE) 51%

**ASV-HOPCo-SCA Florida, LLC**  
 87-3912899  
 (FL) 39.22%

**First Coast Orthopedic Center, LLC**  
 82-2929226  
 (FL) 54.33%

**SCA Providence Holdings, LLC**  
 Xx-xxxxxxx  
 (DE) 100%

**Surgery Center of Lexington, LLC(3)**  
 62-1179539  
 (DE) 49%

**Lexington Surgery Center, Ltd.(3)**  
 61-1028180  
 (KY) 74.5%

**SCA Englewood Holdings, LLC**  
 86-3781364  
 (DE) 100%

**Patient Care Associates, L.L.C.**  
 20-1311030  
 (NJ) 55.84%

**Northwest Spine and Laser Surgery Center, LLC (3)**  
 45-5055997  
 (OR) 51.52%

**Surgery Center of Mt. Scott, LLC (3)**  
 83-2600045  
 (OR) 51%

Continued from Previous Page

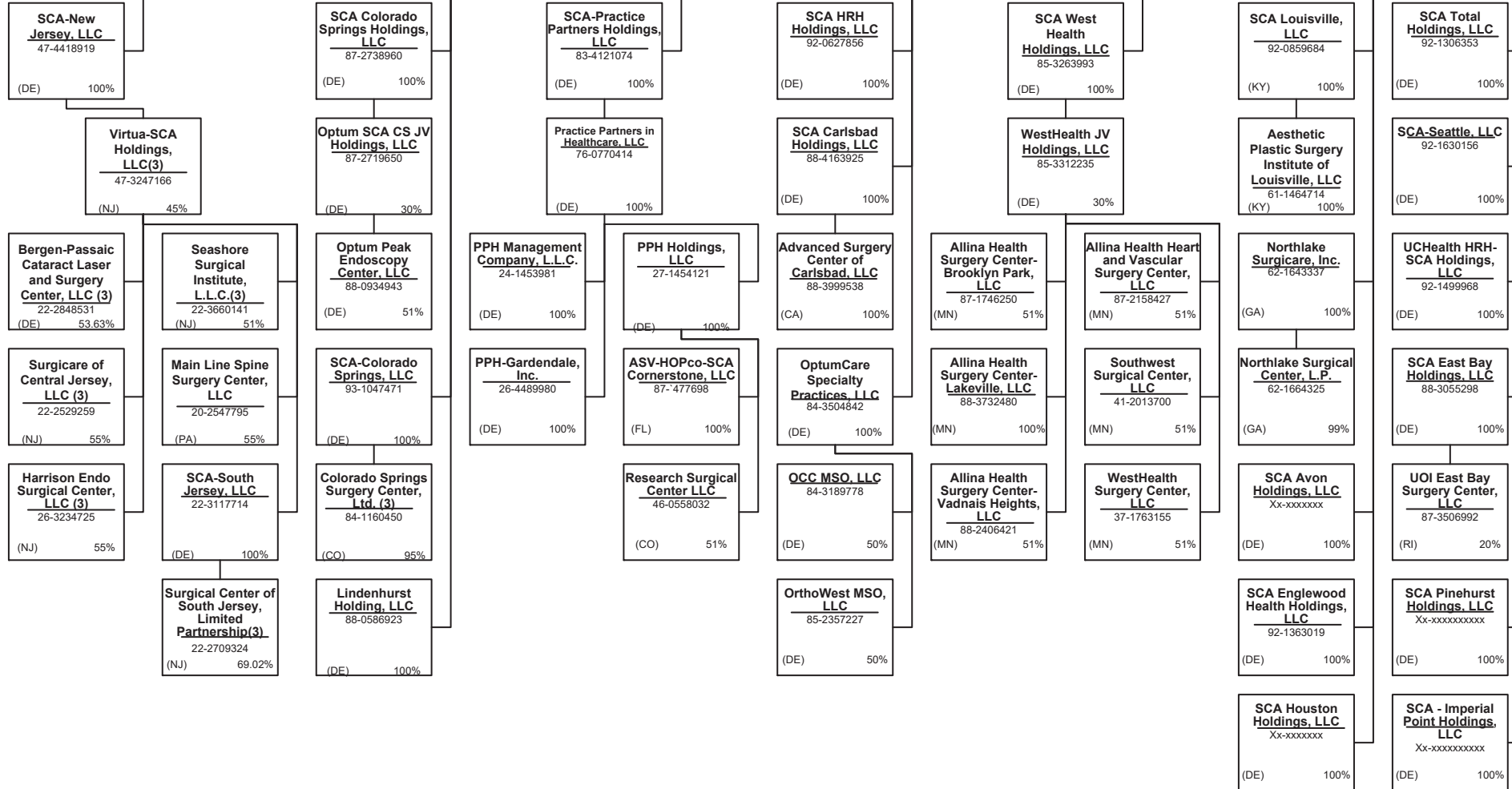
Continued on Next Page

**SCHEDULE Y – INFORMATION CONCERNING ACTIVITIES OF INSURER MEMBERS OF A HOLDING COMPANY GROUP**  
**PART 1 – ORGANIZATIONAL CHART**

**Surgical Care Affiliates, LLC**  
 (DE) 20-8922307 100%

**SC Affiliates, LLC**  
 62-1149229  
 (DE) 100%

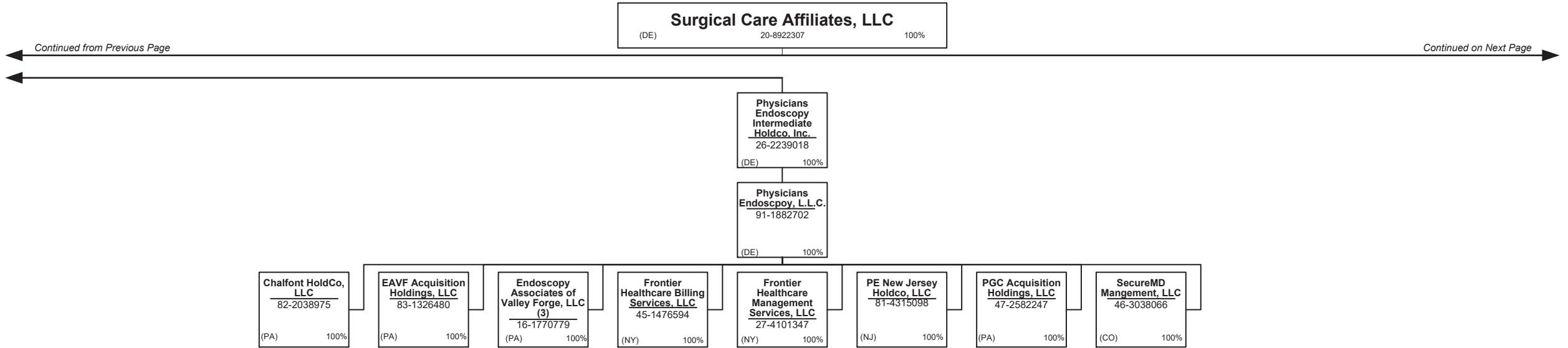
**Endo Parent, Inc.**  
 Xx-xxxxxxx  
 (DE) 100%



Continued from Previous Page

Continued on Next Page

**SCHEDULE Y – INFORMATION CONCERNING ACTIVITIES OF INSURER MEMBERS OF A HOLDING COMPANY GROUP**  
**PART 1 – ORGANIZATIONAL CHART**

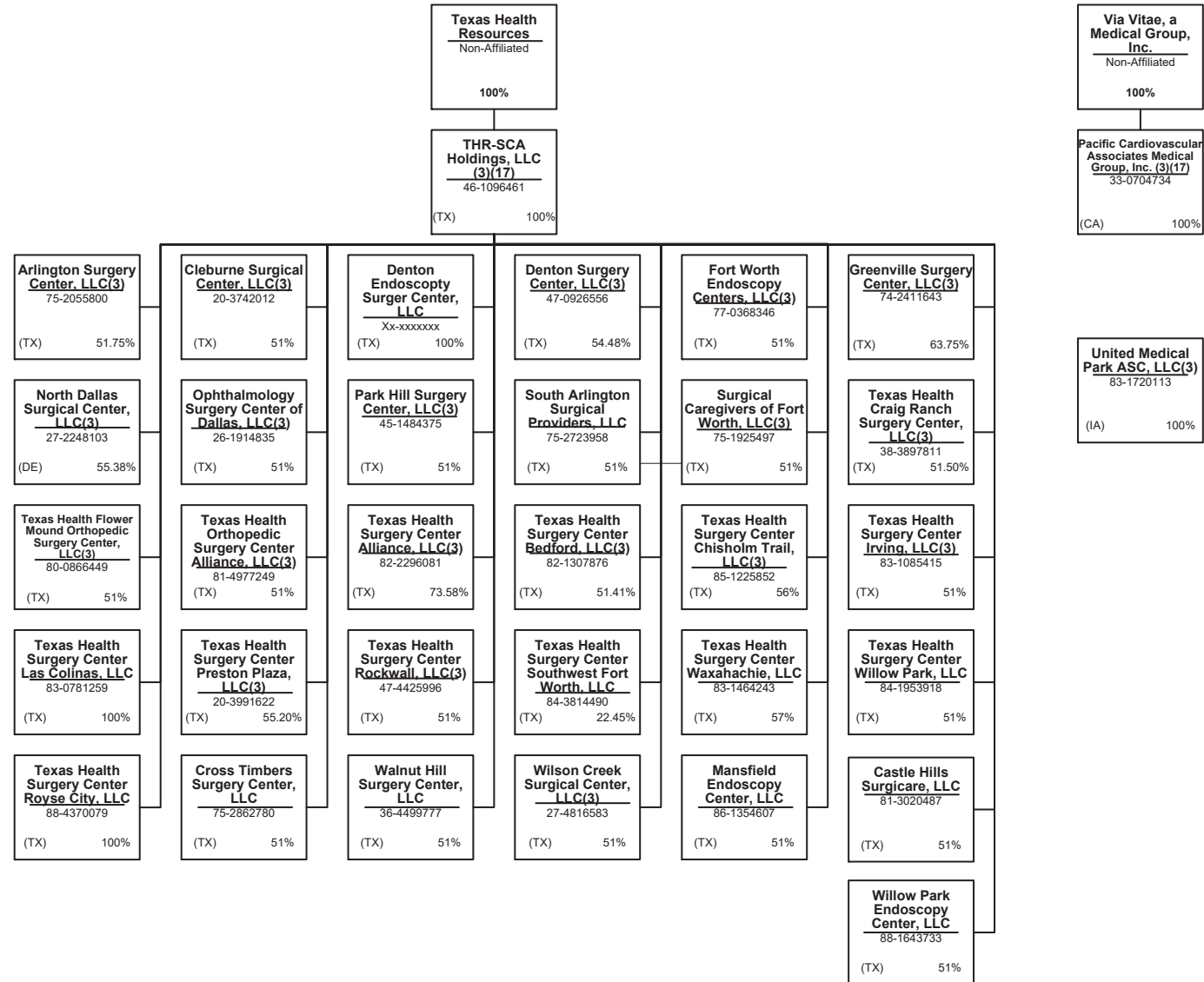


**SCHEDULE Y – INFORMATION CONCERNING ACTIVITIES OF INSURER MEMBERS OF A HOLDING COMPANY GROUP**  
**PART 1 – ORGANIZATIONAL CHART**

**Surgical Care Affiliates, LLC**  
 (DE) 20-8922307 100%

Continued from Previous Page

Substantively Controlled Surgical Care Affiliate Entities



15.24

STATEMENT AS OF MARCH 31, 2023 OF THE UnitedHealthcare Plan of the River Valley, Inc.

**SCHEDULE Y – INFORMATION CONCERNING ACTIVITIES OF INSURER MEMBERS OF A HOLDING COMPANY GROUP**  
**PART 1 – ORGANIZATIONAL CHART**

| <u>Entity Name</u>  | <u>Juris.</u> | <u>Federal Tax ID</u> | <u>Entity Name</u>  | <u>Juris.</u> | <u>Federal Tax ID</u> |
|---|---------------|-----------------------|---|---------------|-----------------------|
| 4C Medical Group, PLC   | AZ            | 45-2402948            | Carbondale Counseling Associates LLC                                | IL            | 47-1130641            |
| A.G. Dikengil, Inc.   | NJ            | 22-3149900            | CareMount Health Solutions ACO, LLC                                 | NY            | n/a                   |
| AbleTo Behavioral Health Services of Michigan, P.C.           | MI            | 85-4328419            | Carolina Behavioral Care, P.A.                                      | NC            | 56-1780933            |
| AbleTo Behavioral Health Services of New Jersey, P.C.         | NJ            | 85-4306375            | Carroll Counseling Center LLC                                       | MD            | 52-2072546            |
| AbleTo Behavioral Health Services, PC                         | CT            | 47-5519672            | Centers for Family Medicine, GP                                     | CA            | 33-0483510            |
| AbleTo Licensed Clinical Social Worker Services, P.C.         | CA            | 85-0739865            | Christopher Stalberg, M.D., PLLC                                    | AZ            | n/a                   |
| AbleTo Psychiatry Health Services, P.C.                       | MA            | 88-2290313            | Cielo House, Inc.   | CA            | 87-2440218            |
| AHN Accountable Care Organization, LLC                        | IN            | 45-4171713            | Cognitive-Behavioral Therapy Center of Western North Carolina, P.A. | NC            | 20-3056794            |
| Aleph Psychological Services Inc.                             | CA            | 46-3477124            | Colonial Family Practice, L.L.C.                                    | SC            | --                    |
| American Health Network of Indiana, LLC                       | IN            | 35-2108729            | Columbia Counseling Center P.A.                                     | MD            | 52-2052733            |
| Angie Coil FNP, PLLC  | AZ            | 81-2112951            | Connect Medical, P.C.   | NY            | 32-0551188            |
| AppleCare Hospitalists Medical Group, Inc.                    | CA            | 14-1890491            | David C. Anderholm, M.D., P.A.                                      | MN            | 41-1879063            |
| AppleCare Medical ACO, LLC                                    | CA            | 45-2852872            | David Moen, M.D. P.C.   | NY            | 81-5101448            |
| AppleCare Medical Group St. Francis, Inc.                     | CA            | 33-0845269            | David R. Ferrell, M.D., P.C.  | NV            | 45-2380022            |
| AppleCare Medical Group, Inc.                                 | CA            | 33-0898174            | Day-OP Center Of Long Island Inc.                                   | NY            | 11-2811353            |
| ArchWell Health Professional Services Holding Co.             | DE            | 86-3278602            | DBT and EMDR Specialists, P.A.                                      | MN            | 47-3322541            |
| ArchWell Health Professional Services of Alabama, LLC         | AL            | 86-3152173            | Doc Martins, PLLC   | AZ            | 20-0419099            |
| ArchWell Health Professional Services of Arizona, LLC         | AZ            | 87-2986923            | Durable Medical Equipment, Inc.                                     | MA            | 04-3106404            |
| ArchWell Health Professional Services of Florida, P.A.        | FL            | 88-3481216            | Elite Focus Clinic, Inc., a Professional Corporation                | CA            | 47-3861802            |
| ArchWell Health Professional Services of Kansas, P.A.         | KS            | 86-3241870            | Empire Physicians' Medical Group, Inc.                              | CA            | 33-0181426            |
| ArchWell Health Professional Services of Nebraska, LLC        | NE            | 87-3065955            | Eugene Center of Anxiety and Stress, LLC                            | OR            | 83-2740282            |
| ArchWell Health Professional Services of Nevada, P.C.         | NV            | 88-1285211            | Eugene Therapy, LLC   | OR            | 90-0624377            |
| ArchWell Health Professional Services of North Carolina, P.C. | NC            | 86-3222071            | Everett Physicians, Inc. P.S.                                       | WA            | 81-1625636            |
| ArchWell Health Professional Services of Oklahoma, LLC        | OK            | 86-3190019            | Evolve, LLC   | WI            | 61-1752488            |
| ARTA Western California, Inc.                                 | CA            | 33-0658815            | Family Counseling Associates of Salem Andover LLC                   | NH            | 27-0820363            |
| Aspectus, Inc.  | MA            | 04-3403101            | Ferrell Physician Services, P.C.                                    | NY            | 87-4007730            |
| Astra Medical Clinic, PLLC                                    | AZ            | 86-0882561            | First Hill Surgery Center, LLC                                      | WA            | 47-2066485            |
| Atrius Health, Inc.   | MA            | n/a                   | First Step Services, LLC  | NC            | 51-0484581            |
| Beaver Medical Group, P.C.                                    | CA            | 33-0645967            | Flagstaff Family Physicians, PLLC                                   | AZ            | 86-0959327            |
| Behavioral Solutions, P.C.                                    | MA            | 04-3316367            | Good Samaritan Medical Practice Association, Inc., A Medical Group  | CA            | 95-3969271            |
| Better Health Value Network, LLC                              | WA            | 47-4349079            | Greater Phoenix Collaborative Care, P.C.                            | AZ            | 27-2337725            |
| Bexar Imaging Center, LLC                                     | TX            | 22-3858211            | HealthCare Partners Affiliates Medical Group                        | CA            | 95-4526112            |
| California Spring Holdings, PC                                | CA            | 81-0881243            | HealthCare Partners ASC-HB, LLC                                     | CA            | 26-4247365            |



STATEMENT AS OF MARCH 31, 2023 OF THE UnitedHealthcare Plan of the River Valley, Inc.

**SCHEDULE Y – INFORMATION CONCERNING ACTIVITIES OF INSURER MEMBERS OF A HOLDING COMPANY GROUP**  
**PART 1 – ORGANIZATIONAL CHART**

| <b>Entity Name</b>  | <b>Juris.</b> | <b>Federal Tax ID</b> | <b>Entity Name</b>                           | <b>Juris.</b> | <b>Federal Tax ID</b> |
|---|---------------|-----------------------|--|---------------|-----------------------|
| HealthCare Partners Associates Medical Group, P.C.        | CA            | 45-5273760            | Landmark Medical of Pennsylvania, PC         | PA            | 81-1605378            |
| HealthCare Partners Medical Group, P.C.                   | CA            | 95-4340584            | Landmark Medical of Rhode Island, PC         | RI            | 84-2830065            |
| Heron Ridge Assoc., P.L.C.                                | MI            | 80-0020865            | Landmark Medical of Tennessee, PC            | TN            | 30-1288593            |
| Homecare Dimensions of Florida, Inc.                      | TX            | 81-0884465            | Landmark Medical of Texas, PA                | TX            | 83-2296389            |
| Homecare Dimensions, Inc.                                 | TX            | 74-2758644            | Landmark Medical of Utah, PC                 | UT            | 84-2660339            |
| IN Style OPTICAL, LLC                                     | MA            | 27-3296953            | Landmark Medical of Virginia, P.C.           | VA            | 85-0839774            |
| Inland Faculty Medical Group, Inc.                        | CA            | 33-0618077            | Landmark Medical of Washington, PC           | WA            | 47-3028655            |
| Inspiris Medical Services of New Jersey, P.C.             | NJ            | 45-2563134            | Landmark Medical, P.C.                       | NY            | 47-1588943            |
| INSPIRIS of Michigan Medical Services, P.C.               | MI            | 27-1561674            | Level2 Medical Services, P.A.                | DE            | 84-5003916            |
| INSPIRIS of New York Medical Services, P.C.               | NY            | 13-4168739            | Level2 Medical Services, P.A. New Jersey     | NJ            | 87-2684015            |
| INSPIRIS of Pennsylvania Medical Services, P.C.           | PA            | 26-2895670            | Level2 Medical Services, P.C. Alaska         | AK            | 87-2600511            |
| Jonathan E. Goldberg, Ph.D., Inc.                         | MA            | 26-3013277            | Level2 Medical Services, P.C. California     | CA            | 92-1153396            |
| Joyce Marter & Associates, P.C.                           | IL            | 26-3478896            | Level2 Medical Services, P.C. Utah           | UT            | 87-0989804            |
| K.P. Counseling, Ltd.                                     | IL            | 30-0089259            | Life Strategies Counseling, Inc.             | AR            | 20-0468524            |
| Kelsey-Seybold Medical Group, PLLC                        | TX            | 76-0386391            | LifeSolutions Counseling Associates, P.C.    | IN            | 26-3292877            |
| KS Pharm, LLC   | TX            | 84-2355006            | March Vision Care Group, Incorporated        | CA            | 95-4874334            |
| KS SC, LLC  | TX            | 84-2241460            | March Vision Care IPA, Inc.                  | NY            | 27-3115058            |
| Landmark Medical of Arkansas, P.A.                        | AR            | 85-0997438            | March Vision Care of Texas, Inc.             | TX            | 45-4227915            |
| Landmark Medical of California, PC                        | CA            | 47-4553619            | MAT-RX DEVELOPMENT, L.L.C.                   | TX            | 43-1967820            |
| Landmark Medical of Connecticut, PC                       | CT            | 83-2295301            | Mat-Rx Fort Worth GP, L.L.C.                 | TX            | 35-2262695            |
| Landmark Medical of Florida, P.A.                         | FL            | 85-0838149            | ME Urgent Care Nebraska, Inc.                | NE            | 81-0936574            |
| Landmark Medical of Idaho, PC                             | ID            | 92-0496439            | MedExpress Employed Services, Inc.           | DE            | 81-1265129            |
| Landmark Medical of Kansas, P.A.                          | KS            | 82-4633545            | MedExpress Primary Care Arizona, P.C.        | AZ            | 81-4550969            |
| Landmark Medical of Kentucky, PSC                         | KY            | 82-4881602            | MedExpress Primary Care Arkansas, P.A.       | AR            | 84-4234388            |
| Landmark Medical of Louisiana, a Professional Corporation | LA            | 82-4881732            | MedExpress Primary Care Kansas, P.A.         | KS            | 81-4605885            |
| Landmark Medical of Massachusetts, PLLC                   | MA            | 81-5364097            | MedExpress Primary Care Maryland, P.C.       | MD            | 82-3384324            |
| Landmark Medical of Michigan, P.C.                        | MI            | 86-3599871            | MedExpress Primary Care Massachusetts, P.C.  | MA            | 82-1096099            |
| Landmark Medical of Mississippi, P.C.                     | MS            | 82-5084178            | MedExpress Primary Care Minnesota P.C.       | MN            | 81-4396738            |
| Landmark Medical of Missouri, P.C.                        | MO            | 82-4857713            | MedExpress Primary Care Oklahoma, P.C.       | OK            | 83-1077265            |
| Landmark Medical of New Hampshire, P.C.                   | NH            | 85-1174070            | MedExpress Primary Care South Carolina, P.C. | SC            | 83-0764858            |
| Landmark Medical of North Carolina, P.C.                  | NC            | 82-4256752            | MedExpress Primary Care Texas, P.A.          | TX            | 84-2500750            |
| Landmark Medical of Ohio, Professional Corporation        | OH            | 82-4864947            | MedExpress Primary Care Virginia, P.C.       | VA            | 82-3395792            |
| Landmark Medical of Oregon, PC                            | OR            | 47-2926188            | MedExpress Primary Care West Virginia, Inc.  | WV            | 82-4401181            |

STATEMENT AS OF MARCH 31, 2023 OF THE UnitedHealthcare Plan of the River Valley, Inc.

**SCHEDULE Y – INFORMATION CONCERNING ACTIVITIES OF INSURER MEMBERS OF A HOLDING COMPANY GROUP**  
**PART 1 – ORGANIZATIONAL CHART**

| <u>Entity Name</u>                              | <u>Juris.</u> | <u>Federal Tax ID</u> | <u>Entity Name</u>                                       | <u>Juris.</u> | <u>Federal Tax ID</u> |
|---|---------------|-----------------------|--|---------------|-----------------------|
| MedExpress Primary Care Wisconsin, S.C.         | WI            | 81-4563448            | Mental Health Resources, PLLC                            | TN            | 62-1396317            |
| MedExpress Urgent Care – New Jersey, P.C.       | NJ            | 45-5388778            | MH Physician Three Holdco, a Medical Corporation         | CA            | 27-4691544            |
| MedExpress Urgent Care - Northern New Jersey PC | NJ            | 83-2089623            | MHCH, Inc.   | CA            | 80-0507474            |
| MedExpress Urgent Care Arizona, P.C.            | AZ            | 81-4030280            | MHIPA Physician Two Holdco, a Medical Corporation        | CA            | 27-4691508            |
| MedExpress Urgent Care Arkansas, P.A.           | AR            | 46-4348120            | Mindscales Counseling, LLC                               | CT            | 47-2117693            |
| MedExpress Urgent Care California, P.C.         | CA            | 82-0930142            | Mobile Medical Services of New Jersey, PC                | NJ            | 81-2977678            |
| MedExpress Urgent Care Connecticut, P.C.        | CT            | 81-1956812            | Mobile Medical Services, P.C.                            | NY            | 30-0445773            |
| MedExpress Urgent Care Idaho, P.C.              | ID            | 82-1135336            | Moen, M.D., P.C.   | CA            | 85-3287029            |
| MedExpress Urgent Care Illinois, P.C.           | IL            | 47-4308614            | Monarch Health Plan, Inc.                                | CA            | 22-3935634            |
| MedExpress Urgent Care Iowa, P.C.               | IA            | 81-5353472            | Monarch HealthCare, A Medical Group, Inc.                | CA            | 33-0587660            |
| MedExpress Urgent Care Kansas, P.A.             | KS            | 47-1919283            | Monika Roots, M.D., P.C.                                 | CA            | 84-4887072            |
| MedExpress Urgent Care Minnesota P.C.           | MN            | 81-1125396            | NAMM Medical Group Holdings, Inc.                        | CA            | 56-2627070            |
| MedExpress Urgent Care Missouri P.C.            | MO            | 47-3132625            | naviHealth Michigan HBPC, P.C.                           | MI            | 84-3469040            |
| MedExpress Urgent Care North Carolina, P.C.     | NC            | 81-5138747            | NC Center For Resiliency, PLLC                           | NC            | 47-2693055            |
| MedExpress Urgent Care Oregon, P.C.             | OR            | 82-1919436            | New Perspectives Center for Counseling & Therapy, L.L.C. | OR            | 93-1173779            |
| MedExpress Urgent Care Rhode Island, P.C.       | RI            | 81-5362765            | New York Licensed Clinical Social Work, P.C.             | NY            | 86-3891057            |
| MedExpress Urgent Care South Carolina, P.C.     | SC            | 81-5380706            | Northlight Counseling Associates, Inc.                   | AZ            | 86-0646417            |
| MedExpress Urgent Care Texas, P.A.              | TX            | 47-5147441            | Northwest Medical Group Alliance, LLC                    | WA            | 91-1699944            |
| MedExpress Urgent Care Washington, P.C.         | WA            | 82-2443118            | NPN IPA Washington, PLLC                                 | WA            | 61-1855159            |
| MedExpress Urgent Care Wisconsin, S.C.          | WI            | 81-4281678            | Oakland Psychological Clinic, P.C.                       | MI            | 38-2481929            |
| MedExpress Urgent Care, Inc. – West Virginia    | WV            | 26-4546400            | OHR Physician Group, P.C.                                | OR            | 93-0979031            |
| MedExpress Urgent Care, P.C. – Georgia          | GA            | 47-1804667            | Optum Clinic, P.A.                                       | TX            | 75-2778455            |
| MedExpress Urgent Care, P.C. – Indiana          | IN            | 90-0929572            | Optum Medical Care of New Jersey, P.C.                   | NJ            | 22-3624559            |
| MedExpress Urgent Care, P.C. – Maryland         | MD            | 45-3461101            | Optum Medical Care, P.C.                                 | NY            | 13-3544120            |
| MedExpress Urgent Care, P.C. – Massachusetts    | MA            | 47-1857908            | Optum Medical Services of California, P.C.               | CA            | 30-0826311            |
| MedExpress Urgent Care, P.C. – Michigan         | MI            | 46-4793937            | Optum Medical Services of Colorado, P.C.                 | CO            | 45-5424191            |
| MedExpress Urgent Care, P.C. – Oklahoma         | OK            | 47-1824365            | Optum Medical Services, P.C.                             | NC            | 45-3866363            |
| MedExpress Urgent Care, P.C. – Pennsylvania     | PA            | 26-3750502            | OptumCare Portland, LLC                                  | OR            | 93-1306308            |
| MedExpress Urgent Care, P.C. – Tennessee        | TN            | 45-4973138            | Oregon Healthcare Resources, LLC                         | OR            | 27-3674492            |
| MedExpress Urgent Care, P.C. – Virginia         | VA            | 45-3123110            | PE Healthcare Associates, LLC                            | NY            | 27-4496894            |
| MedExpress Urgent Care, P.S.C. - Kentucky       | KY            | 83-1565124            | Peninsula Psychological Center, Inc., P.S.               | WA            | 91-1885912            |
| MedExpress, Inc. – Delaware                     | DE            | 45-5436856            | Perspectives of Troy, P.C.                               | MI            | 38-2592367            |
| Memorial Healthcare IPA, GP                     | CA            | 95-4688463            | Physician Partners Medical Group, Inc.                   | CA            | 30-0516435            |

STATEMENT AS OF MARCH 31, 2023 OF THE UnitedHealthcare Plan of the River Valley, Inc.

**SCHEDULE Y – INFORMATION CONCERNING ACTIVITIES OF INSURER MEMBERS OF A HOLDING COMPANY GROUP**  
**PART 1 – ORGANIZATIONAL CHART**

| <u>Entity Name</u>                               | <u>Juris.</u> | <u>Federal Tax ID</u> | <u>Entity Name</u>  | <u>Juris.</u> | <u>Federal Tax ID</u> |
|--|---------------|-----------------------|---|---------------|-----------------------|
| Physician United PLLC                            | AZ            | 84-3476733            | Refresh In-Home Counseling LLC                              | IL            | 82-5351068            |
| Physicians Care Network, L.L.C.                  | WA            | 91-1822767            | Refresh Pennsylvania, LLC                                   | PA            | 84-1756547            |
| Physicians Medical Group of San Jose, Inc.       | CA            | 94-2722082            | Reliant Medical Group The Endoscopy Center, LLC             | MA            | 20-5251393            |
| Physicians Medical Health Plan                   | CA            | 84-3715606            | Reliant Medical Group, Inc.                                 | MA            | 04-2472266            |
| Physicians Medical Holdings                      | CA            | 86-2631012            | Riverside Community Healthplan Medical Group, Inc.          | CA            | 33-0055097            |
| Pilot Holdings, P.C.                             | CA            | 87-3931756            | Riverside Electronic Healthcare Resources, Inc.             | CA            | 20-3420379            |
| Pinnacle Medical Group, Inc.                     | CA            | 33-0795271            | Robert B. McBeath, M.D. II, P.C.                            | NV            | 86-0857176            |
| Polyclinic Holdings, P.C.                        | WA            | 83-3042027            | Robert B. McBeath, M.D. III, P.C.                           | NV            | 46-2662506            |
| POLYCLINIC MANAGEMENT SERVICES COMPANY, LLC      | WA            | 46-0508606            | Robert B. McBeath, M.D., Professional Corporation           | NV            | 88-0310956            |
| Primary Care Associated Medical Group, Inc.      | CA            | 33-0527335            | Saad A. Shakir, M.D., Inc.                                  | CA            | 77-0398259            |
| ProHEALTH Accountable Care Medical Group, PLLC   | NY            | 45-4469117            | San Bernardino Medical Group, Inc.                          | CA            | --                    |
| ProHEALTH Ambulatory Surgery Center, Inc.        | NY            | 11-3447394            | Sanvello Behavioral Health Services of New Jersey, P.C.     | NJ            | 85-0666386            |
| ProHEALTH Care Associates of New Jersey LLP      | NJ            | 47-5656253            | Sanvello Behavioral Health Services of North Carolina, P.C. | NC            | 85-1959641            |
| ProHEALTH Care Associates, L.L.P.                | NY            | 11-3355604            | Sanvello Behavioral Health Services of Texas, P.A.          | TX            | 84-3152209            |
| ProHEALTH Medical NY, P.C.                       | NY            | 47-1388406            | Sanvello Behavioral Health Services, P.A.                   | DE            | 84-1754732            |
| ProHealth Physicians, P.C.                       | CT            | 06-1469068            | Saris Counseling, LLC                                       | WI            | n/a                   |
| ProHEALTH Urgent Care Medicine of New Jersey LLP | NJ            | 47-5661535            | Seattle Psychology, P.L.L.C.                                | WA            | 46-3238571            |
| ProHEALTH Urgent Care Medicine, PLLC             | NY            | 46-1883579            | SecureMD Professionals - California, PC                     | CA            | 46-3057015            |
| Prospero Health Partners Florida, Inc.           | FL            | 85-0775386            | Serenity Family and Psychological Counseling Center, P.C.   | CA            | 45-3802527            |
| Prospero Health Partners New York, P.C.          | NY            | 82-2400620            | Shark Holdings, P.C.  | CA            | 87-3142148            |
| Prospero Health Partners North Carolina, P.C.    | NC            | 84-4569314            | Sherman Counseling Management, S.C.                         | WI            | 47-5082677            |
| Prospero Health Partners, P.C.                   | MN            | 84-3234753            | Silicon Valley TMS of Monterey Bay, GP                      | CA            | 81-3200297            |
| Prospero Medical Services New Jersey, P.C.       | NJ            | 84-3844362            | Southwest Internal Medicine Group, Robert Ruiz, M.D., PLLC  | AZ            | 86-0516447            |
| Prospero Medical Services, P.A.                  | FL            | 87-2406404            | Spring Behavioral Health of New Jersey, LLC                 | NJ            | 82-3087236            |
| Psychiatry Services of New York, P.C.            | NY            | 85-0921665            | Springfield Psychological, P.C.                             | PA            | 23-2833266            |
| Psychiatry Specialists Inc.                      | IL            | 27-3409538            | Surgical Eye Experts, LLC                                   | MA            | 65-1321064            |
| Psychological Healthcare, PLLC                   | NY            | 16-1484552            | Surprise Health Center, PLLC                                | AZ            | 86-1047772            |
| Red Oak Counseling, Ltd.                         | WI            | 20-0785644            | Susan Albright P.L.C.                                       | AZ            | 20-5176158            |
| Redlands Family Practice Medical Group, Inc.     | CA            | 56-2627067            | Talbert Medical Group, P.C.                                 | CA            | 93-1172065            |
| Refresh Canopy Cove, Inc.                        | FL            | 82-3603285            | The Everett Clinic, PLLC                                    | WA            | 91-0214500            |
| Refresh Centers, Inc.                            | IN            | 30-0358493            | The Polyclinic, PLLC  | WA            | 91-0369070            |
| Refresh Connecticut LLC                          | CT            | 84-2663780            | The Potter's House Family & Children Treatment Center, LLC  | GA            | 20-8357849            |
| Refresh Evolve, LLC                              | WI            | 83-4507157            | The Tabor Therapy Group, Inc.                               | IL            | 46-5461304            |

STATEMENT AS OF MARCH 31, 2023 OF THE UnitedHealthcare Plan of the River Valley, Inc.

**SCHEDULE Y – INFORMATION CONCERNING ACTIVITIES OF INSURER MEMBERS OF A HOLDING COMPANY GROUP**  
**PART 1 – ORGANIZATIONAL CHART**

| <u>Entity Name</u>                      | <u>Juris.</u> | <u>Federal Tax ID</u> | <u>Entity Name</u> | <u>Juris.</u> | <u>Federal Tax ID</u> |
|---|---------------|-----------------------|--------------------|---------------|-----------------------|
| Triangle Counseling Agency, Inc.        | NC            | 26-2552129            |                    |               |                       |
| USMD Diagnostic Services, LLC           | TX            | 27-2803133            |                    |               |                       |
| USMD Hospital at Arlington, L.P.        | TX            | 73-1662763            |                    |               |                       |
| USMD Hospital at Fort Worth, L.P.       | TX            | 20-3571243            |                    |               |                       |
| USMD of Arlington GP, L.L.C.            | TX            | 73-1662757            |                    |               |                       |
| Vitucci, LCSW, P.C.                     | IL            | 85-1453387            |                    |               |                       |
| Warner Family Practice, P.C.            | AZ            | 86-0462952            |                    |               |                       |
| Waypoint Minnesota PC                   | MN            | 46-2854394            |                    |               |                       |
| WellMed Florida Medicare ACO, LLC       | TX            | 84-2233329            |                    |               |                       |
| WellMed Florida Services, PLLC          | TX            | 45-2158334            |                    |               |                       |
| WellMed Greater Texas Medicare ACO, LLC | TX            | 84-2178104            |                    |               |                       |
| WellMed Medical Group, P.A.             | TX            | 74-2574229            |                    |               |                       |
| WellMed Network of Florida, Inc.        | TX            | 35-2314192            |                    |               |                       |
| WellMed Networks - DFW, Inc.            | TX            | 41-2250215            |                    |               |                       |
| WellMed Networks, Inc.                  | TX            | 74-2889447            |                    |               |                       |
| WellMed of Las Cruces, Inc.             | TX            | 92-0183013            |                    |               |                       |
| WellMed Tampa/Orlando Medicare ACO, LLC | TX            | 84-2193803            |                    |               |                       |
| WellMed Texas Medicare ACO, LLC         | TX            | 84-2219968            |                    |               |                       |
| XLHome Michigan, P.C.                   | MI            | 46-3537245            |                    |               |                       |
| XLHome Northeast, P.C.                  | NJ            | 45-5530241            |                    |               |                       |
| XLHome Oklahoma, Inc.                   | OK            | 46-2931689            |                    |               |                       |
| XLHome, P.C.                            | MD            | 27-3543997            |                    |               |                       |

**SCHEDULE Y – INFORMATION CONCERNING ACTIVITIES OF INSURER MEMBERS OF A HOLDING COMPANY GROUP**  
**PART 1 – ORGANIZATIONAL CHART**

**Organizational Chart Footnotes**

- (1) Entity is owned in full or in part by a UnitedHealth Group Incorporated friendly physician.
- (2) Control of the Foundation is based on sole membership, not the ownership of voting securities.
- (3) The remaining percentage is owned either by a non-affiliated entity, outside investor(s), current/former company officer(s), or third party shareholder(s).
- (4) The minority percentage is owned by one or more affiliated UnitedHealth Group Incorporated subsidiaries. Voting rights do vary.
- (5) No information of the other shareholder(s) has been provided
- (6) General partnership interests are held by United HealthCare Services, Inc. (89.77%) and by UnitedHealthcare, Inc. (10.23%). United HealthCare Services, Inc. also holds 100% of the limited partnership interests. When combining general and limited partner interests, United HealthCare Services, Inc. owns 94.18% and UnitedHealthcare, Inc. owns 5.83%.
- (7) Branch offices in Iraq and Uganda.
- (8) H&W Indemnity (SPC), Ltd. is an exempted segregated portfolio company organized under the laws of the Cayman Islands and holds a Cayman insurance license.
- (9) Registered as a foreign shareholder in Brazil.
- (10) Open
- (11) Polar II Fundo de Investimento em Participações is a Brazilian private equity investment fund incorporated in the form of a closed-end condominium.
- (12) N/A
- (13) Entity has a representative office in Beijing, China.
- (14) Open
- (15) Registered branch in the United Kingdom.
- (16) Open
- (17) Entity is not directly owned by the parent. However, the parent does have a viable economic interest as well as control over the entity through contractual agreements.

STATEMENT AS OF MARCH 31, 2023 OF THE UnitedHealthcare Plan of the River Valley, Inc.

**SCHEDULE Y**  
**PART 1A - DETAIL OF INSURANCE HOLDING COMPANY SYSTEM**

| 1          | 2                               | 3                 | 4          | 5            | 6   | 7  | 8  | 9                     | 10                                | 11   | 12   | 13   | 14   | 15                                   | 16 |
|------------|---------------------------------|-------------------|------------|--------------|-----|--|--|-----------------------|-----------------------------------|--|--|--|--|--------------------------------------|----|
| Group Code | Group Name                      | NAIC Company Code | ID Number  | Federal RSSD | CIK | Name of Securities Exchange if Publicly Traded (U.S. or International) | Names of Parent, Subsidiaries Or Affiliates            | Domi-ciliary Location | Relation-ship to Reporting Entity | Directly Controlled by (Name of Entity/Person) | Type of Control (Ownership, Board, Management, Attorney-in-Fact, Influence, Other) | If Control is Ownership Provide Percentage | Ultimate Controlling Entity(ies)/Person(s) | Is an SCA Filing Re-quired? (Yes/No) | *  |
|            |                                 | 00000             | 98-1308130 |              |     |  | 1070715 B.C. Unlimited Liability Company               | ..CAN                 | ..NIA                             | OptumRx Group Holdings, Inc.                   | Ownership  | 100.000                                    | UnitedHealth Group Incorporated            | ..NO                                 |    |
|            |                                 | 00000             | 20-2904092 |              |     |  | 1st Avenue Pharmacy, Inc.                              | ..WA                  | ..NIA                             | Genoa Healthcare LLC                           | Ownership  | 100.000                                    | UnitedHealth Group Incorporated            | ..NO                                 |    |
|            |                                 | 00000             | 27-2624551 |              |     |  | 310 Canyon Medical, LLC                                | ..CA                  | ..NIA                             | Monarch Management Services, Inc.              | Ownership  | 100.000                                    | UnitedHealth Group Incorporated            | ..NO                                 |    |
|            |                                 | 00000             | 45-2402948 |              |     |  | 4C Medical Group, PLC                                  | ..AZ                  | ..NIA                             | Greater Phoenix Collaborative Care, P.C.       | Ownership  | 100.000                                    | UnitedHealth Group Incorporated            | ..NO                                 | 1  |
|            |                                 | 00000             | 84-1900997 |              |     |  | 4C MSO LLC   | ..DE                  | ..NIA                             | Collaborative Care Holdings, LLC               | Ownership  | 70.000                                     | UnitedHealth Group Incorporated            | ..NO                                 |    |
|            |                                 | 00000             | 35-2607738 |              |     |  | 5995 Minnetonka, LLC                                   | ..DE                  | ..NIA                             | UnitedHealthcare Insurance Company             | Ownership  | 100.000                                    | UnitedHealth Group Incorporated            | ..NO                                 |    |
|            |                                 | 00000             | 41-2174802 |              |     |  | A Better Way Therapy, L.L.C.                           | ..NE                  | ..NIA                             | Refresh Mental Health, Inc.                    | Ownership  | 100.000                                    | UnitedHealth Group Incorporated            | ..NO                                 |    |
|            |                                 | 00000             | 22-3149900 |              |     |  | A.G. Dikengil, Inc.                                    | ..NJ                  | ..NIA                             | Optum Medical Care of New Jersey, P.C.         | Ownership  | 100.000                                    | UnitedHealth Group Incorporated            | ..NO                                 | 1  |
|            |                                 | 00000             |            |              |     |  | A+ Learning and Development Centers LLC                | ..OH                  | ..NIA                             | OhioSolutions.org LLC                          | Ownership  | 100.000                                    | UnitedHealth Group Incorporated            | ..NO                                 |    |
|            |                                 | 00000             | 85-4328419 |              |     |  | AbleTo Behavioral Health Services of Michigan, P.C.    | ..MI                  | ..NIA                             | Physician(s) Owned                             | Influence  | 0.000                                      | UnitedHealth Group Incorporated            | ..NO                                 | 1  |
|            |                                 | 00000             | 85-4306375 |              |     |  | AbleTo Behavioral Health Services of New Jersey, P.C.  | ..NJ                  | ..NIA                             | Physician(s) Owned                             | Influence  | 0.000                                      | UnitedHealth Group Incorporated            | ..NO                                 | 1  |
|            |                                 | 00000             | 47-5519672 |              |     |  | AbleTo Behavioral Health Services, PC                  | ..CT                  | ..NIA                             | Physician(s) Owned                             | Influence  | 0.000                                      | UnitedHealth Group Incorporated            | ..NO                                 | 1  |
|            |                                 | 00000             | 85-0739865 |              |     |  | AbleTo Licensed Clinical Social Worker Services, P.C.  | ..CA                  | ..NIA                             | Physician(s) Owned                             | Influence  | 0.000                                      | UnitedHealth Group Incorporated            | ..NO                                 | 1  |
|            |                                 | 00000             | 88-2290313 |              |     |  | AbleTo Psychiatry Health Services, P.C.                | ..MA                  | ..NIA                             | Physician(s) Owned                             | Influence  | 0.000                                      | UnitedHealth Group Incorporated            | ..NO                                 | 1  |
|            |                                 | 00000             | 46-2468224 |              |     |  | AbleTo, Inc.   | ..DE                  | ..NIA                             | Avery Parent Holdings, Inc.                    | Ownership  | 100.000                                    | UnitedHealth Group Incorporated            | ..NO                                 |    |
|            |                                 | 00000             | 26-3329157 |              |     |  | Accurate Rx Pharmacy Consulting, LLC                   | ..MO                  | ..NIA                             | Diplomat Pharmacy, Inc.                        | Ownership  | 100.000                                    | UnitedHealth Group Incorporated            | ..NO                                 |    |
|            |                                 | 00000             | 41-1913523 |              |     |  | AccuReg Holdings, LLC                                  | ..DE                  | ..NIA                             | Optum360, LLC                                  | Ownership  | 100.000                                    | UnitedHealth Group Incorporated            | ..NO                                 |    |
|            |                                 | 00000             | 27-0015861 |              |     |  | ACN Group IPA of New York, Inc.                        | ..NY                  | ..NIA                             | OptumHealth Care Solutions, LLC                | Ownership  | 100.000                                    | UnitedHealth Group Incorporated            | ..NO                                 |    |
|            |                                 | 00000             | 98-1446128 |              |     |  | ACN Group of California, Inc.                          | ..CA                  | ..IA                              | OptumHealth Care Solutions, LLC                | Ownership  | 100.000                                    | UnitedHealth Group Incorporated            | ..NO                                 |    |
|            |                                 | 00000             | 98-1446128 |              |     |  | Administradora Clínica La Colina S.A.S.                | ..COL                 | ..NIA                             | CDC Holdings Colombia S.A.S.                   | Ownership  | 50.000                                     | UnitedHealth Group Incorporated            | ..NO                                 |    |
|            |                                 | 00000             | 98-1446128 |              |     |  | Administradora Clínica La Colina S.A.S.                | ..COL                 | ..NIA                             | Banmedica Internacional SpA                    | Ownership  | 50.000                                     | UnitedHealth Group Incorporated            | ..NO                                 |    |
|            |                                 | 00000             | 98-1446125 |              |     |  | Administradora Country S.A.S.                          | ..COL                 | ..NIA                             | CDC Holdings Colombia S.A.S.                   | Ownership  | 50.000                                     | UnitedHealth Group Incorporated            | ..NO                                 |    |
|            |                                 | 00000             | 98-1446125 |              |     |  | Administradora Country S.A.S.                          | ..COL                 | ..NIA                             | Banmedica Internacional SpA                    | Ownership  | 50.000                                     | UnitedHealth Group Incorporated            | ..NO                                 |    |
|            |                                 | 00000             | 98-1451601 |              |     |  | Administradora Médica Centromed S.A.                   | ..CHL                 | ..NIA                             | Vida Integra S.p.A.                            | Ownership  | 76.750                                     | UnitedHealth Group Incorporated            | ..NO                                 |    |
|            |                                 | 00000             | 88-3999538 |              |     |  | Advanced Surgery Center of Carlsbad, LLC               | ..CA                  | ..NIA                             | SCA-Carlsbad Holdings, LLC                     | Ownership  | 100.000                                    | UnitedHealth Group Incorporated            | ..NO                                 |    |
|            |                                 | 00000             | 20-1310827 |              |     |  | Advanced Surgery Center of Clifton, LLC                | ..NJ                  | ..NIA                             | SCA Clifton, LLC                               | Ownership  | 74.100                                     | UnitedHealth Group Incorporated            | ..NO                                 |    |
|            |                                 | 00000             | 47-5144859 |              |     |  | Advanced Surgical Center, LLC                          | ..TX                  | ..NIA                             | SCA Duncanville Holdings, LLC                  | Ownership  | 51.000                                     | UnitedHealth Group Incorporated            | ..NO                                 |    |
|            |                                 | 00000             | 26-4093335 |              |     |  | Advanced Surgical Hospital, LLC                        | ..PA                  | ..NIA                             | SCA Southwestern PA, LLC                       | Ownership  | 60.796                                     | UnitedHealth Group Incorporated            | ..NO                                 |    |
|            |                                 | 00000             | 26-3209183 |              |     |  | Advanced Therapy Associates, LLC                       | ..OK                  | ..NIA                             | Refresh Mental Health, Inc.                    | Ownership  | 100.000                                    | UnitedHealth Group Incorporated            | ..NO                                 |    |
|            |                                 | 00000             | 47-5337115 |              |     |  | Advocate Condell Ambulatory Surgery Center, LLC        | ..IL                  | ..NIA                             | Advocate-SCA Partners, LLC                     | Ownership  | 51.000                                     | UnitedHealth Group Incorporated            | ..NO                                 |    |
|            |                                 | 00000             | 36-4437931 |              |     |  | Advocate Southwest Ambulatory Surgery Center, LLC      | ..IL                  | ..NIA                             | Advocate-SCA Partners, LLC                     | Ownership  | 63.000                                     | UnitedHealth Group Incorporated            | ..NO                                 |    |
|            |                                 | 00000             | 47-4012497 |              |     |  | Advocate-SCA Partners, LLC                             | ..DE                  | ..NIA                             | SCA-Illinois, LLC                              | Ownership  | 51.000                                     | UnitedHealth Group Incorporated            | ..NO                                 |    |
|            |                                 | 00000             | 61-1464714 |              |     |  | Aesthetic Plastic Surgery Institute of Louisville, LLC | ..KY                  | ..NIA                             | SCA Louisville, LLC                            | Ownership  | 55.000                                     | UnitedHealth Group Incorporated            | ..NO                                 |    |
|            |                                 | 00000             | 46-1494814 |              |     |  | Affirmations Psychological Services, LLC               | ..OH                  | ..NIA                             | Refresh Mental Health, Inc.                    | Ownership  | 100.000                                    | UnitedHealth Group Incorporated            | ..NO                                 |    |
|            |                                 | 00000             | 45-4171713 |              |     |  | AHN Accountable Care Organization, LLC                 | ..IN                  | ..NIA                             | American Health Network of Indiana, LLC        | Ownership  | 100.000                                    | UnitedHealth Group Incorporated            | ..NO                                 | 1  |
|            |                                 | 00000             | 35-2109566 |              |     |  | AHN Central Services, LLC                              | ..IN                  | ..NIA                             | AHN Target Holdings, LLC                       | Ownership  | 100.000                                    | UnitedHealth Group Incorporated            | ..NO                                 |    |
|            |                                 | 00000             | 35-2582899 |              |     |  | AHN Target Holdings, LLC                               | ..DE                  | ..NIA                             | Collaborative Care Holdings, LLC               | Ownership  | 80.100                                     | UnitedHealth Group Incorporated            | ..NO                                 |    |
|            |                                 | 00000             |            |              |     |  | AHP CHS Holdings LLC                                   | ..DE                  | ..NIA                             | United HealthCare Services, Inc.               | Ownership  | 100.000                                    | UnitedHealth Group Incorporated            | ..NO                                 |    |
|            |                                 | 00000             | 46-3477124 |              |     |  | Alaph Psychological Services Inc.                      | ..CA                  | ..NIA                             | Physician(s) Owned                             | Influence  | 0.000                                      | UnitedHealth Group Incorporated            | ..NO                                 | 1  |
|            |                                 | 00000             | 98-1447435 |              |     |  | Alliansalud Entidad Promotora de Salud S.A.            | ..COL                 | ..NIA                             | Constructora Inmobiliaria Magapoq S.A.         | Ownership  | 0.000                                      | UnitedHealth Group Incorporated            | ..NO                                 |    |
|            |                                 | 00000             | 98-1447435 |              |     |  | Alliansalud Entidad Promotora de Salud S.A.            | ..COL                 | ..NIA                             | Banmedica S.A.                                 | Ownership  | 76.290                                     | UnitedHealth Group Incorporated            | ..NO                                 |    |
| 0707       | UnitedHealth Group Incorporated | 82406             | 35-1665915 |              |     |  | All Savers Insurance Company                           | ..IN                  | ..IA                              | Golden Rule Financial Corporation              | Ownership  | 100.000                                    | UnitedHealth Group Incorporated            | ..NO                                 |    |
| 0707       | UnitedHealth Group Incorporated | 73130             | 35-1744596 |              |     |  | All Savers Life Insurance Company of California        | ..CA                  | ..IA                              | Golden Rule Financial Corporation              | Ownership  | 100.000                                    | UnitedHealth Group Incorporated            | ..NO                                 |    |

STATEMENT AS OF MARCH 31, 2023 OF THE UnitedHealthcare Plan of the River Valley, Inc.

**SCHEDULE Y**  
**PART 1A - DETAIL OF INSURANCE HOLDING COMPANY SYSTEM**

| 1          | 2                               | 3                 | 4          | 5            | 6   | 7  | 8  | 9                    | 10                               | 11  | 12   | 13   | 14   | 15                                  | 16 |
|------------|---------------------------------|-------------------|------------|--------------|-----|--|--|----------------------|----------------------------------|---|--|--|--|-------------------------------------|----|
| Group Code | Group Name                      | NAIC Company Code | ID Number  | Federal RSSD | CIK | Name of Securities Exchange if Publicly Traded (U.S. or International) | Names of Parent, Subsidiaries Or Affiliates            | Domiciliary Location | Relationship to Reporting Entity | Directly Controlled by (Name of Entity/Person)                  | Type of Control (Ownership, Board, Management, Attorney-in-Fact, Influence, Other) | If Control is Ownership Provide Percentage | Ultimate Controlling Entity(ies)/Person(s) | Is an SCA Filing Required? (Yes/No) | *  |
|            |                                 | 00000             | 27-1367127 |              |     |  | Alliance Surgical Center, LLC                          | FL                   | NIA                              | SCA-Alliance, LLC   | Ownership  | 51.000                                     | UnitedHealth Group Incorporated            | NO                                  |    |
|            |                                 | 00000             | 27-1367127 |              |     |  | Alliance Surgical Center, LLC                          | FL                   | NIA                              | Endoscopy Center Affiliates, Inc.                               | Ownership  | 12.500                                     | UnitedHealth Group Incorporated            | NO                                  |    |
|            |                                 | 00000             | 87-2158427 |              |     |  | Allina Health Heart and Vascular Surgery Center, LLC   | MN                   | NIA                              | WestHealth JV Holdings, LLC                                     | Ownership  | 51.000                                     | UnitedHealth Group Incorporated            | NO                                  | 2  |
|            |                                 | 00000             | 87-1746250 |              |     |  | Allina Health Surgery Center - Brooklyn Park, LLC      | MN                   | NIA                              | WestHealth JV Holdings, LLC                                     | Ownership  | 51.000                                     | UnitedHealth Group Incorporated            | NO                                  | 2  |
|            |                                 | 00000             | 88-3732480 |              |     |  | Allina Health Surgery Center - Lakeville, LLC          | MN                   | NIA                              | WestHealth JV Holdings, LLC                                     | Ownership  | 100.000                                    | UnitedHealth Group Incorporated            | NO                                  |    |
|            |                                 | 00000             | 88-2406421 |              |     |  | Allina Health Surgery Center - Vadnais Heights, LLC    | MN                   | NIA                              | WestHealth JV Holdings, LLC                                     | Ownership  | 51.000                                     | UnitedHealth Group Incorporated            | NO                                  |    |
|            |                                 | 00000             | 63-1231942 |              |     |  | Aloha Surgical Center, LLC                             | TN                   | NIA                              | Surgery Center of Maui, LLC                                     | Ownership  | 67.000                                     | UnitedHealth Group Incorporated            | NO                                  |    |
|            |                                 | 00000             | 65-1095227 |              |     |  | Ambient Healthcare, Inc.                               | FL                   | NIA                              | Ambient Holdings, Inc.  | Ownership  | 100.000                                    | UnitedHealth Group Incorporated            | NO                                  |    |
|            |                                 | 00000             | 45-2161438 |              |     |  | Ambient Holdings, Inc.                                 | DE                   | NIA                              | Optum Infusion Services 500, Inc.                               | Ownership  | 100.000                                    | UnitedHealth Group Incorporated            | NO                                  |    |
|            |                                 | 00000             | 88-2464526 |              |     |  | Ambulatory Partner Holdings, LLC                       | NY                   | NIA                              | SC Affiliates, LLC  | Ownership  | 100.000                                    | UnitedHealth Group Incorporated            | NO                                  |    |
|            |                                 | 00000             | 35-1930805 |              |     |  | American Health Network of Indiana II, LLC             | IN                   | NIA                              | AHN Target Holdings, LLC  | Ownership  | 100.000                                    | UnitedHealth Group Incorporated            | NO                                  |    |
|            |                                 | 00000             | 35-2108729 |              |     |  | American Health Network of Indiana, LLC                | IN                   | NIA                              | Physician(s) Owned  | Influence  | 0.000                                      | UnitedHealth Group Incorporated            | NO                                  | 1  |
|            |                                 | 00000             | 85-2849994 |              |     |  | American Health Network of Kentucky, LLC               | KY                   | NIA                              | AHN Target Holdings, LLC  | Ownership  | 100.000                                    | UnitedHealth Group Incorporated            | NO                                  |    |
|            |                                 | 00000             | 45-4132160 |              |     |  | American Health Network of Ohio Care Organization, LLC | OH                   | NIA                              | AHN Target Holdings, LLC  | Ownership  | 100.000                                    | UnitedHealth Group Incorporated            | NO                                  |    |
|            |                                 | 00000             | 31-1424956 |              |     |  | American Health Network of Ohio II, LLC                | OH                   | NIA                              | AHN Target Holdings, LLC  | Ownership  | 100.000                                    | UnitedHealth Group Incorporated            | NO                                  |    |
|            |                                 | 00000             | 31-1424957 |              |     |  | American Health Network of Ohio, LLC                   | OH                   | NIA                              | AHN Target Holdings, LLC  | Ownership  | 100.000                                    | UnitedHealth Group Incorporated            | NO                                  |    |
|            |                                 | 00000             | 54-1743136 |              |     |  | AmeriChoice Corporation                                | DE                   | NIA                              | UnitedHealth Group Incorporated                                 | Ownership  | 100.000                                    | UnitedHealth Group Incorporated            | NO                                  |    |
| 0707       | UnitedHealth Group Incorporated | 95497             | 22-3368602 |              |     |  | AmeriChoice of New Jersey, Inc.                        | NJ                   | IA                               | AmeriChoice Corporation   | Ownership  | 100.000                                    | UnitedHealth Group Incorporated            | NO                                  |    |
|            |                                 | 00000             |            |              |     |  | AMG Health, LLC  | DE                   | NIA                              | Collaborative Care Services, Inc.                               | Ownership  | 100.000                                    | UnitedHealth Group Incorporated            | NO                                  |    |
|            |                                 | 00000             | 98-1108620 |              |     |  | Amico Saúde Ltda.                                      | BRA                  | NIA                              | Cemed Care - Empresa de Atendimento Clínico Geral Ltda.         | Ownership  | 0.654                                      | UnitedHealth Group Incorporated            | NO                                  |    |
|            |                                 | 00000             | 98-1108620 |              |     |  | Amico Saúde Ltda.                                      | BRA                  | NIA                              | Santa Helena Assistência Médica S.A.                            | Ownership  | 99.346                                     | UnitedHealth Group Incorporated            | NO                                  |    |
|            |                                 | 00000             | 20-4446058 |              |     |  | Amigo Family Counseling, LLC                           | OH                   | NIA                              | Refresh Mental Health, Inc.                                     | Ownership  | 100.000                                    | UnitedHealth Group Incorporated            | NO                                  |    |
|            |                                 | 00000             |            |              |     |  | Amil Assistência Médica Internacional S.A.             | BRA                  | NIA                              | Polar II Fundo de Investimento em Participações Multiestratégia | Ownership  | 100.000                                    | UnitedHealth Group Incorporated            | NO                                  |    |
|            |                                 | 00000             | 98-1454564 |              |     |  | Análisis Clínicos ML S.A.C.                            | PER                  | NIA                              | Pacifico S.A. Entidad Prestadora de Salud                       | Ownership  | 100.000                                    | UnitedHealth Group Incorporated            | NO                                  |    |
|            |                                 | 00000             | 81-2112951 |              |     |  | Angie Coil FNP, PLLC                                   | AZ                   | NIA                              | Physician United PLLC   | Ownership  | 100.000                                    | UnitedHealth Group Incorporated            | NO                                  | 1  |
|            |                                 | 00000             |            |              |     |  | Angiografia e Hemodinâmica Madre Theodora Ltda.        | BRA                  | NIA                              | Esho - Empresa de Serviços Hospitalares S.A.                    | Ownership  | 51.000                                     | UnitedHealth Group Incorporated            | NO                                  |    |
|            |                                 | 00000             | 82-5124069 |              |     |  | Anne Arundel-SCA Holdings, LLC                         | MD                   | NIA                              | SCA-Anne Arundel, LLC   | Ownership  | 33.340                                     | UnitedHealth Group Incorporated            | NO                                  | 2  |
|            |                                 | 00000             | 82-4763728 |              |     |  | Anne Arundel-SCA Surgicenter, LLC                      | MD                   | NIA                              | Anne Arundel-SCA Holdings, LLC                                  | Ownership  | 62.260                                     | UnitedHealth Group Incorporated            | NO                                  | 2  |
|            |                                 | 00000             | 36-4210293 |              |     |  | Antelope Valley Surgery Center, L.P.                   | CA                   | NIA                              | NSC Lancaster, LLC  | Ownership  | 91.747                                     | UnitedHealth Group Incorporated            | NO                                  |    |
|            |                                 | 00000             | 26-3913051 |              |     |  | Apothecary Holdings, Inc.                              | DE                   | NIA                              | OptumRx Holdings, LLC   | Ownership  | 100.000                                    | UnitedHealth Group Incorporated            | NO                                  |    |
|            |                                 | 00000             | 14-1890491 |              |     |  | AppleCare Hospitalists Medical Group, Inc.             | CA                   | NIA                              | Physician(s) Owned  | Influence  | 0.000                                      | UnitedHealth Group Incorporated            | NO                                  | 1  |
|            |                                 | 00000             | 45-2852872 |              |     |  | AppleCare Medical ACO, LLC                             | CA                   | NIA                              | AppleCare Medical Group, Inc.                                   | Ownership  | 100.000                                    | UnitedHealth Group Incorporated            | NO                                  | 1  |
|            |                                 | 00000             | 33-0845269 |              |     |  | AppleCare Medical Group St. Francis, Inc.              | CA                   | NIA                              | Physician(s) Owned  | Influence  | 0.000                                      | UnitedHealth Group Incorporated            | NO                                  | 1  |
|            |                                 | 00000             | 33-0898174 |              |     |  | AppleCare Medical Group, Inc.                          | CA                   | NIA                              | Physician(s) Owned  | Influence  | 0.000                                      | UnitedHealth Group Incorporated            | NO                                  | 1  |
|            |                                 | 00000             | 27-2068687 |              |     |  | AppleCare Medical Management, LLC                      | DE                   | NIA                              | Collaborative Care Holdings, LLC                                | Ownership  | 100.000                                    | UnitedHealth Group Incorporated            | NO                                  |    |
|            |                                 | 00000             |            |              |     |  | APS - Assistência Personalizada à Saúde Ltda.          | BRA                  | NIA                              | Amil Assistência Médica Internacional S.A.                      | Ownership  | 100.000                                    | UnitedHealth Group Incorporated            | NO                                  |    |
|            |                                 | 00000             | 98-1399975 |              |     |  | Aquitania Chilean Holding SpA                          | CHL                  | NIA                              | Bordeaux UK Holdings II Limited                                 | Ownership  | 100.000                                    | UnitedHealth Group Incorporated            | NO                                  |    |
|            |                                 | 00000             | 87-2065975 |              |     |  | Arcadia JV Holdings, LLC                               | DE                   | NIA                              | Surgicenters of Southern California, Inc.                       | Ownership  | 51.000                                     | UnitedHealth Group Incorporated            | NO                                  |    |
|            |                                 | 00000             | 75-2285078 |              |     |  | Arcadia Outpatient Surgery Center, L.P.                | CA                   | NIA                              | Surgicenters of Southern California, Inc.                       | Ownership  | 25.500                                     | UnitedHealth Group Incorporated            | NO                                  | 2  |
|            |                                 | 00000             | 75-2285078 |              |     |  | Arcadia Outpatient Surgery Center, L.P.                | CA                   | NIA                              | Arcadia JV Holdings, LLC  | Ownership  | 51.000                                     | UnitedHealth Group Incorporated            | NO                                  | 2  |
|            |                                 | 00000             | 92-1992686 |              |     |  | ArchWell Health Medical Holdings, LLC                  | DE                   | NIA                              | ArchWell Health, LLC  | Ownership  | 100.000                                    | UnitedHealth Group Incorporated            | NO                                  |    |

STATEMENT AS OF MARCH 31, 2023 OF THE UnitedHealthcare Plan of the River Valley, Inc.

**SCHEDULE Y**  
**PART 1A - DETAIL OF INSURANCE HOLDING COMPANY SYSTEM**

| 1          | 2          | 3                 | 4          | 5            | 6   | 7  | 8   | 9                    | 10                               | 11  | 12   | 13   | 14   | 15                                  | 16 |
|------------|------------|-------------------|------------|--------------|-----|--|---|----------------------|----------------------------------|---|--|--|--|-------------------------------------|----|
| Group Code | Group Name | NAIC Company Code | ID Number  | Federal RSSD | CIK | Name of Securities Exchange if Publicly Traded (U.S. or International) | Names of Parent, Subsidiaries Or Affiliates                   | Domiciliary Location | Relationship to Reporting Entity | Directly Controlled by (Name of Entity/Person)    | Type of Control (Ownership, Board, Management, Attorney-in-Fact, Influence, Other) | If Control is Ownership Provide Percentage | Ultimate Controlling Entity(ies)/Person(s) | Is an SCA Filing Required? (Yes/No) | *  |
|            |            | 00000             | 92-2018253 |              |     |  | ArchWell Health Medical of Florida, LLC                       | FL                   | NIA                              | ArchWell Health Medical Holdings, LLC             | Ownership  | 100.000                                    | UnitedHealth Group Incorporated            | NO                                  |    |
|            |            | 00000             | 86-3124559 |              |     |  | ArchWell Health MSO, LLC                                      | DE                   | NIA                              | ArchWell Health, LLC                              | Ownership  | 100.000                                    | UnitedHealth Group Incorporated            | NO                                  |    |
|            |            | 00000             | 86-3278602 |              |     |  | ArchWell Health Professional Services Holding Co.             | DE                   | NIA                              | Physician(s) Owned                                | Influence  | 0.000                                      | UnitedHealth Group Incorporated            | NO                                  | 1  |
|            |            | 00000             | 86-3152173 |              |     |  | ArchWell Health Professional Services of Alabama, LLC         | AL                   | NIA                              | ArchWell Health Professional Services Holding Co. | Ownership  | 100.000                                    | UnitedHealth Group Incorporated            | NO                                  | 1  |
|            |            | 00000             | 87-2986923 |              |     |  | ArchWell Health Professional Services of Arizona, LLC         | AZ                   | NIA                              | ArchWell Health Professional Services Holding Co. | Ownership  | 100.000                                    | UnitedHealth Group Incorporated            | NO                                  | 1  |
|            |            | 00000             | 86-3241870 |              |     |  | ArchWell Health Professional Services of Kansas, P.A.         | KS                   | NIA                              | Physician(s) Owned                                | Influence  | 0.000                                      | UnitedHealth Group Incorporated            | NO                                  | 1  |
|            |            | 00000             | 87-3065955 |              |     |  | ArchWell Health Professional Services of Nebraska, LLC        | NE                   | NIA                              | ArchWell Health Professional Services Holding Co. | Ownership  | 100.000                                    | UnitedHealth Group Incorporated            | NO                                  | 1  |
|            |            | 00000             | 88-1285211 |              |     |  | ArchWell Health Professional Services of Nevada, P.C.         | NV                   | NIA                              | Physician(s) Owned                                | Influence  | 0.000                                      | UnitedHealth Group Incorporated            | NO                                  | 1  |
|            |            | 00000             | 86-3222071 |              |     |  | ArchWell Health Professional Services of North Carolina, P.C. | NC                   | NIA                              | Physician(s) Owned                                | Influence  | 0.000                                      | UnitedHealth Group Incorporated            | NO                                  | 1  |
|            |            | 00000             | 86-3190019 |              |     |  | ArchWell Health Professional Services of Oklahoma, LLC        | OK                   | NIA                              | ArchWell Health Professional Services Holding Co. | Ownership  | 100.000                                    | UnitedHealth Group Incorporated            | NO                                  | 1  |
|            |            | 00000             | 88-3481216 |              |     |  | ArchWell Health Professional Services, P.A.                   | FL                   | NIA                              | Physician(s) Owned                                | Influence  | 0.000                                      | UnitedHealth Group Incorporated            | NO                                  | 1  |
|            |            | 00000             | 85-0496329 |              |     |  | ArchWell Health, LLC  | DE                   | NIA                              | Optum Growth Partners, LLC                        | Ownership  | 99.600                                     | UnitedHealth Group Incorporated            | NO                                  |    |
|            |            | 00000             | 46-4843100 |              |     |  | Arise Physician Group   | TX                   | NIA                              | SCA Austin Holdings, LLC                          | Ownership  | 100.000                                    | UnitedHealth Group Incorporated            | NO                                  |    |
|            |            | 00000             | 86-0813232 |              |     |  | Arizona Physicians IPA, Inc.                                  | AZ                   | IA                               | UnitedHealthcare, Inc.                            | Ownership  | 100.000                                    | UnitedHealth Group Incorporated            | NO                                  |    |
|            |            | 00000             | 75-2055800 |              |     |  | Arlington Surgery Center, LLC                                 | TX                   | NIA                              | Surgical Care Affiliates, LLC                     | Influence  | 0.000                                      | UnitedHealth Group Incorporated            | NO                                  |    |
|            |            | 00000             | 33-0658815 |              |     |  | ARTA Western California, Inc.                                 | CA                   | NIA                              | Physician(s) Owned                                | Influence  | 0.000                                      | UnitedHealth Group Incorporated            | NO                                  | 1  |
|            |            | 00000             | 46-3907136 |              |     |  | ASC Holdings of New Jersey, LLC                               | NJ                   | NIA                              | SC Affiliates, LLC                                | Ownership  | 80.410                                     | UnitedHealth Group Incorporated            | NO                                  |    |
|            |            | 00000             | 95-4348431 |              |     |  | ASC Network, LLC  | DE                   | NIA                              | Surgical Care Affiliates, LLC                     | Ownership  | 100.000                                    | UnitedHealth Group Incorporated            | NO                                  |    |
|            |            | 00000             | 04-3403101 |              |     |  | Aspectus, Inc.  | MA                   | NIA                              | Reliant Medical Group, Inc.                       | Ownership  | 100.000                                    | UnitedHealth Group Incorporated            | NO                                  | 1  |
|            |            | 00000             | 86-0882561 |              |     |  | Astra Medical Clinic, PLLC                                    | AZ                   | NIA                              | Physician United PLLC                             | Ownership  | 100.000                                    | UnitedHealth Group Incorporated            | NO                                  | 1  |
|            |            | 00000             | 87-1477698 |              |     |  | ASV-HOPCo-SCA Cornerstone, LLC                                | FL                   | NIA                              | PPH Holdings, LLC                                 | Ownership  | 100.000                                    | UnitedHealth Group Incorporated            | NO                                  |    |
|            |            | 00000             | 87-3912899 |              |     |  | ASV-HOPCo-SCA Florida, LLC                                    | FL                   | NIA                              | SCA-First Coast, LLC                              | Ownership  | 39.220                                     | UnitedHealth Group Incorporated            | NO                                  | 2  |
|            |            | 00000             | 58-1287486 |              |     |  | Atlanta Outpatient Surgery Center, Inc.                       | GA                   | NIA                              | SC Affiliates, LLC                                | Ownership  | 100.000                                    | UnitedHealth Group Incorporated            | NO                                  |    |
|            |            | 00000             | 74-2452953 |              |     |  | Atlanta Surgery Center, Ltd. (L.P.)                           | GA                   | NIA                              | Atlanta Outpatient Surgery Center, Inc.           | Ownership  | 66.030                                     | UnitedHealth Group Incorporated            | NO                                  |    |
|            |            | 00000             |            |              |     |  | Atrius Health, Inc.   | MA                   | NIA                              | Physician(s) Owned                                | Influence  | 0.000                                      | UnitedHealth Group Incorporated            | NO                                  | 1  |
|            |            | 00000             | 87-1803974 |              |     |  | Atrius MSO, LLC   | DE                   | NIA                              | Collaborative Care Holdings, LLC                  | Ownership  | 100.000                                    | UnitedHealth Group Incorporated            | NO                                  |    |
|            |            | 00000             | 87-1746405 |              |     |  | Aventura Medical Tower Surgery Center, LLC                    | FL                   | NIA                              | SCA Aventura Holdings, LLC                        | Ownership  | 51.000                                     | UnitedHealth Group Incorporated            | NO                                  |    |
|            |            | 00000             | 84-5191428 |              |     |  | Avery Parent Holdings, Inc.                                   | DE                   | NIA                              | OptumHealth Holdings, LLC                         | Ownership  | 100.000                                    | UnitedHealth Group Incorporated            | NO                                  |    |
|            |            | 00000             | 20-4057813 |              |     |  | Aveta Inc.  | DE                   | NIA                              | Collaborative Care Holdings, LLC                  | Ownership  | 100.000                                    | UnitedHealth Group Incorporated            | NO                                  |    |
|            |            | 00000             | 30-0842394 |              |     |  | AxelaCare Intermediate Holdings, LLC                          | DE                   | NIA                              | OptumRx, Inc.                                     | Ownership  | 100.000                                    | UnitedHealth Group Incorporated            | NO                                  |    |
|            |            | 00000             | 61-1708598 |              |     |  | AxelaCare, LLC  | DE                   | NIA                              | AxelaCare Intermediate Holdings, LLC              | Ownership  | 100.000                                    | UnitedHealth Group Incorporated            | NO                                  |    |
|            |            | 00000             | 72-1097827 |              |     |  | B.R.A.S.S. Partnership in Commendam                           | LA                   | NIA                              | Surgery Center Holding, LLC                       | Ownership  | 71.190                                     | UnitedHealth Group Incorporated            | NO                                  |    |
|            |            | 00000             | 98-1462787 |              |     |  | Banmédica Colombia S.A.S.                                     | COL                  | NIA                              | Banmédica Internacional SpA                       | Ownership  | 100.000                                    | UnitedHealth Group Incorporated            | NO                                  |    |
|            |            | 00000             | 98-1444151 |              |     |  | Banmédica Internacional SpA                                   | CHL                  | NIA                              | Saden S.A.  | Ownership  | 1.000                                      | UnitedHealth Group Incorporated            | NO                                  |    |
|            |            | 00000             | 98-1444151 |              |     |  | Banmédica Internacional SpA                                   | CHL                  | NIA                              | Banmédica S.A.                                    | Ownership  | 99.000                                     | UnitedHealth Group Incorporated            | NO                                  |    |
|            |            | 00000             | 98-1444127 |              |     |  | Banmédica S.A.  | CHL                  | NIA                              | Bordeaux Holding SpA                              | Ownership  | 99.390                                     | UnitedHealth Group Incorporated            | NO                                  |    |
|            |            | 00000             | 47-4504390 |              |     |  | Beach Surgical Holdings III, LLC                              | CA                   | NIA                              | Surgicare of La Veta, Inc.                        | Ownership  | 61.730                                     | UnitedHealth Group Incorporated            | NO                                  |    |
|            |            | 00000             | 37-1708521 |              |     |  | Beach Surgical Holdings LLC                                   | CA                   | NIA                              | SCA Surgicare of Laguna Hills, LLC                | Ownership  | 49.000                                     | UnitedHealth Group Incorporated            | NO                                  | 2  |
|            |            | 00000             | 33-0645967 |              |     |  | Beaver Medical Group, P.C.                                    | CA                   | NIA                              | MH Physician Three Holdco, a Medical Corporation  | Ownership  | 100.000                                    | UnitedHealth Group Incorporated            | NO                                  | 1  |
|            |            | 00000             | 88-0267857 |              |     |  | Behavioral Healthcare Options, Inc.                           | NV                   | NIA                              | Sierra Health Services, Inc.                      | Ownership  | 100.000                                    | UnitedHealth Group Incorporated            | NO                                  |    |
|            |            | 00000             | 04-3316367 |              |     |  | Behavioral Solutions, P.C.                                    | MA                   | NIA                              | Physician(s) Owned                                | Influence  | 0.000                                      | UnitedHealth Group Incorporated            | NO                                  | 1  |



STATEMENT AS OF MARCH 31, 2023 OF THE UnitedHealthcare Plan of the River Valley, Inc.

**SCHEDULE Y**  
**PART 1A - DETAIL OF INSURANCE HOLDING COMPANY SYSTEM**

| 1          | 2                               | 3                 | 4          | 5            | 6   | 7  | 8  | 9                     | 10                                | 11   | 12   | 13   | 14   | 15                                   | 16 |
|------------|---------------------------------|-------------------|------------|--------------|-----|--|--|-----------------------|-----------------------------------|--|--|--|--|--------------------------------------|----|
| Group Code | Group Name                      | NAIC Company Code | ID Number  | Federal RSSD | CIK | Name of Securities Exchange if Publicly Traded (U.S. or International) | Names of Parent, Subsidiaries Or Affiliates                      | Domi-ciliary Location | Relation-ship to Reporting Entity | Directly Controlled by (Name of Entity/Person) | Type of Control (Ownership, Board, Management, Attorney-in-Fact, Influence, Other) | If Control is Ownership Provide Percentage | Ultimate Controlling Entity(ies)/Person(s) | Is an SCA Filing Re-quired? (Yes/No) | *  |
|            |                                 | 00000             | 42-1485537 |              |     |  | Benefit Administration for the Self Employed, L.L.C.             | IA                    | NIA                               | HealthMarkets, LLC                             | Ownership  | 100.000                                    | UnitedHealth Group Incorporated            | NO                                   |    |
|            |                                 | 00000             | 46-1134506 |              |     |  | Benefitter Insurance Solutions, Inc.                             | DE                    | NIA                               | HealthMarkets Insurance Agency, Inc.           | Ownership  | 100.000                                    | UnitedHealth Group Incorporated            | NO                                   |    |
|            |                                 | 00000             | 22-2848531 |              |     |  | Bergen-Passaic Cataract Laser and Surgery Center, LLC            | DE                    | NIA                               | Virtua-SCA Holdings, LLC                       | Ownership  | 53.631                                     | UnitedHealth Group Incorporated            | NO                                   | 2  |
|            |                                 | 00000             | 47-4349079 |              |     |  | Better Health Value Network, LLC                                 | WA                    | NIA                               | Physician(s) Owned                             | Influence  | 0.000                                      | UnitedHealth Group Incorporated            | NO                                   | 1  |
|            |                                 | 00000             | 22-3858211 |              |     |  | Bexar Imaging Center, LLC  | TX                    | NIA                               | WellMed Networks, Inc.                         | Ownership  | 100.000                                    | UnitedHealth Group Incorporated            | NO                                   | 1  |
|            |                                 | 00000             | 63-0984076 |              |     |  | Birmingham Outpatient Surgery Center, Ltd.                       | AL                    | NIA                               | Birmingham Outpatient Surgical Center, LLC     | Ownership  | 31.975                                     | UnitedHealth Group Incorporated            | NO                                   | 2  |
|            |                                 | 00000             | 63-0847380 |              |     |  | Birmingham Outpatient Surgical Center, LLC                       | DE                    | NIA                               | Surgery Center Holding, LLC                    | Ownership  | 100.000                                    | UnitedHealth Group Incorporated            | NO                                   |    |
|            |                                 | 00000             | 47-4758895 |              |     |  | Bloomfield ASC, LLC  | CT                    | NIA                               | SCA Bloomfield Holdings, LLC                   | Ownership  | 58.391                                     | UnitedHealth Group Incorporated            | NO                                   |    |
|            |                                 | 00000             | 62-1530122 |              |     |  | Blue Ridge Day Surgery Center, L.P.                              | TN                    | NIA                               | Blue Ridge GP, LLC                             | Ownership  | 34.635                                     | UnitedHealth Group Incorporated            | NO                                   | 2  |
|            |                                 | 00000             | 27-2241593 |              |     |  | Blue Ridge GP, LLC   | NC                    | NIA                               | SCA-Blue Ridge, LLC                            | Ownership  | 100.000                                    | UnitedHealth Group Incorporated            | NO                                   |    |
|            |                                 | 00000             | 65-0241934 |              |     |  | Boca Raton Outpatient Surgery & Laser Center, LTD.               | FL                    | NIA                               | Surgery Center of Boca Raton, Inc.             | Ownership  | 24.000                                     | UnitedHealth Group Incorporated            | NO                                   | 2  |
|            |                                 | 00000             | 46-4213826 |              |     |  | Body Image Therapy Center Intensive LLC                          | MD                    | NIA                               | Refresh Mental Health, Inc.                    | Ownership  | 100.000                                    | UnitedHealth Group Incorporated            | NO                                   |    |
|            |                                 | 00000             | 98-1396690 |              |     |  | Bordeaux (Barbados) Holdings I, SRL                              | BRB                   | NIA                               | FrontierMEDEX US, Inc.                         | Ownership  | 100.000                                    | UnitedHealth Group Incorporated            | NO                                   |    |
|            |                                 | 00000             | 98-1396559 |              |     |  | Bordeaux (Barbados) Holdings II, SRL                             | BRB                   | NIA                               | Bordeaux (Barbados) Holdings I, SRL            | Ownership  | 100.000                                    | UnitedHealth Group Incorporated            | NO                                   |    |
|            |                                 | 00000             | 98-1403634 |              |     |  | Bordeaux (Barbados) Holdings III, S.r.l.                         | BRB                   | NIA                               | UHG Holdings UK IV Limited                     | Ownership  | 100.000                                    | UnitedHealth Group Incorporated            | NO                                   |    |
|            |                                 | 00000             | 98-1398490 |              |     |  | Bordeaux Holding SpA   | CHL                   | NIA                               | Aquitania Chilean Holding SpA                  | Ownership  | 100.000                                    | UnitedHealth Group Incorporated            | NO                                   |    |
|            |                                 | 00000             | 82-3147824 |              |     |  | Bordeaux International Holdings, Inc.                            | DE                    | NIA                               | UnitedHealth Group Incorporated                | Ownership  | 100.000                                    | UnitedHealth Group Incorporated            | NO                                   |    |
|            |                                 | 00000             | 98-1390574 |              |     |  | Bordeaux UK Holdings I Limited                                   | GBR                   | NIA                               | FrontierMEDEX US, Inc.                         | Ownership  | 96.705                                     | UnitedHealth Group Incorporated            | NO                                   |    |
|            |                                 | 00000             | 98-1390574 |              |     |  | Bordeaux UK Holdings I Limited                                   | GBR                   | NIA                               | Bordeaux International Holdings, Inc.          | Ownership  | 3.295                                      | UnitedHealth Group Incorporated            | NO                                   |    |
|            |                                 | 00000             | 98-1391914 |              |     |  | Bordeaux UK Holdings II Limited                                  | GBR                   | NIA                               | Bordeaux UK Holdings I Limited                 | Ownership  | 100.000                                    | UnitedHealth Group Incorporated            | NO                                   |    |
|            |                                 | 00000             | 98-1389224 |              |     |  | Bordeaux UK Holdings III Limited                                 | GBR                   | NIA                               | Bordeaux UK Holdings II Limited                | Ownership  | 100.000                                    | UnitedHealth Group Incorporated            | NO                                   |    |
|            |                                 | 00000             | 98-1112673 |              |     |  | Bosque Medical Center Ltda.                                      | BRA                   | NIA                               | Esho - Empresa de Serviços Hospitalares S.A.   | Ownership  | 16.911                                     | UnitedHealth Group Incorporated            | NO                                   |    |
|            |                                 | 00000             | 98-1112673 |              |     |  | Bosque Medical Center Ltda.                                      | BRA                   | NIA                               | Amil Assistência Médica Internacional S.A.     | Ownership  | 83.089                                     | UnitedHealth Group Incorporated            | NO                                   |    |
|            |                                 | 00000             | 20-2387834 |              |     |  | Brandon Ambulatory Surgery Center, LC                            | FL                    | NIA                               | SC Affiliates, LLC                             | Ownership  | 3.120                                      | UnitedHealth Group Incorporated            | NO                                   |    |
|            |                                 | 00000             | 20-2387834 |              |     |  | Brandon Ambulatory Surgery Center, LC                            | FL                    | NIA                               | Endoscopy Center Affiliates, Inc.              | Ownership  | 1.000                                      | UnitedHealth Group Incorporated            | NO                                   |    |
|            |                                 | 00000             | 20-2387834 |              |     |  | Brandon Ambulatory Surgery Center, LC                            | FL                    | NIA                               | SCA-Brandon, LLC                               | Ownership  | 95.880                                     | UnitedHealth Group Incorporated            | NO                                   |    |
|            |                                 | 00000             | 81-5146379 |              |     |  | Brighter Financial, Inc.   | DE                    | NIA                               | Optum Financial, Inc.                          | Ownership  | 100.000                                    | UnitedHealth Group Incorporated            | NO                                   |    |
|            |                                 | 00000             | 90-0884047 |              |     |  | BriovaRx Infusion Services 102, LLC                              | DE                    | NIA                               | Optum Infusion Services 500, Inc.              | Ownership  | 100.000                                    | UnitedHealth Group Incorporated            | NO                                   |    |
|            |                                 | 00000             | 11-3647935 |              |     |  | BriovaRx of Florida, Inc.  | DE                    | NIA                               | OptumRx PBM of Illinois, Inc.                  | Ownership  | 100.000                                    | UnitedHealth Group Incorporated            | NO                                   |    |
|            |                                 | 00000             | 01-0516051 |              |     |  | BriovaRx of Maine, Inc.  | ME                    | NIA                               | OptumRx PBM of Illinois, Inc.                  | Ownership  | 100.000                                    | UnitedHealth Group Incorporated            | NO                                   |    |
|            |                                 | 00000             | 27-3331130 |              |     |  | BriovaRx of Massachusetts, LLC                                   | MA                    | NIA                               | OptumRx PBM of Illinois, Inc.                  | Ownership  | 100.000                                    | UnitedHealth Group Incorporated            | NO                                   |    |
|            |                                 | 00000             | 20-1711131 |              |     |  | California Medical Group Insurance Company, Risk Retention Group | AZ                    | NIA                               | OptumCare Management, LLC                      | Ownership  | 67.010                                     | UnitedHealth Group Incorporated            | NO                                   |    |
|            |                                 | 00000             | 81-0881243 |              |     |  | California Spring Holdings, PC                                   | CA                    | NIA                               | Physician(s) Owned                             | Influence  | 0.000                                      | UnitedHealth Group Incorporated            | NO                                   | 1  |
|            |                                 | 00000             | 52-1597478 |              |     |  | Camp Hill Ambulatory Centers                                     | PA                    | NIA                               | Camp Hill-SCA Centers, LLC                     | Ownership  | 99.000                                     | UnitedHealth Group Incorporated            | NO                                   | 2  |
|            |                                 | 00000             | 52-1597478 |              |     |  | Camp Hill Ambulatory Centers                                     | PA                    | NIA                               | Endoscopy Center Affiliates, Inc.              | Ownership  | 1.000                                      | UnitedHealth Group Incorporated            | NO                                   | 2  |
|            |                                 | 00000             | 52-1597484 |              |     |  | Camp Hill-SCA Centers, LLC                                       | DE                    | NIA                               | SC Affiliates, LLC                             | Ownership  | 100.000                                    | UnitedHealth Group Incorporated            | NO                                   |    |
|            |                                 | 00000             | 27-3955254 |              |     |  | Capital City Medical Group, L.L.C.                               | LA                    | NIA                               | UnitedHealthcare, Inc.                         | Ownership  | 100.000                                    | UnitedHealth Group Incorporated            | NO                                   |    |
|            |                                 | 00000             | 14-1940881 |              |     |  | Capstone Behavioral Health, Inc.                                 | NE                    | NIA                               | Refresh Mental Health, Inc.                    | Ownership  | 100.000                                    | UnitedHealth Group Incorporated            | NO                                   |    |
|            |                                 | 00000             | 47-1130641 |              |     |  | Carbondale Counseling Associates LLC                             | IL                    | NIA                               | Physician(s) Owned                             | Influence  | 0.000                                      | UnitedHealth Group Incorporated            | NO                                   | 1  |
| 0707       | UnitedHealth Group Incorporated | 12558             | 45-4976934 |              |     |  | Care Improvement Plus of Texas Insurance Company                 | TX                    | IA                                | XLHealth Corporation                           | Ownership  | 100.000                                    | UnitedHealth Group Incorporated            | NO                                   |    |

STATEMENT AS OF MARCH 31, 2023 OF THE UnitedHealthcare Plan of the River Valley, Inc.

**SCHEDULE Y**  
**PART 1A - DETAIL OF INSURANCE HOLDING COMPANY SYSTEM**

| 1          | 2                               | 3                 | 4          | 5            | 6   | 7  | 8   | 9                    | 10                               | 11   | 12   | 13   | 14   | 15                                  | 16 |
|------------|---------------------------------|-------------------|------------|--------------|-----|--|---|----------------------|----------------------------------|--|--|--|--|-------------------------------------|----|
| Group Code | Group Name                      | NAIC Company Code | ID Number  | Federal RSSD | CIK | Name of Securities Exchange if Publicly Traded (U.S. or International) | Names of Parent, Subsidiaries Or Affiliates             | Domiciliary Location | Relationship to Reporting Entity | Directly Controlled by (Name of Entity/Person)   | Type of Control (Ownership, Board, Management, Attorney-in-Fact, Influence, Other) | If Control is Ownership Provide Percentage | Ultimate Controlling Entity(ies)/Person(s) | Is an SCA Filing Required? (Yes/No) | *  |
| .0707      | UnitedHealth Group Incorporated | 12567             | 20-3888112 |              |     |  | Care Improvement Plus South Central Insurance Company   | NE                   | IA                               | XLHealth Corporation                             | Ownership  | 100.000                                    | UnitedHealth Group Incorporated            | NO                                  |    |
| .0707      | UnitedHealth Group Incorporated | 14041             | 27-5038136 |              |     |  | Care Improvement Plus Wisconsin Insurance Company       | WI                   | IA                               | XLHealth Corporation                             | Ownership  | 100.000                                    | UnitedHealth Group Incorporated            | NO                                  |    |
|            |                                 | 00000             | 83-0585009 |              |     |  | Care Logistics, LLC                                     | DE                   | NIA                              | Penzo Enterprises, LLC                           | Ownership  | 100.000                                    | UnitedHealth Group Incorporated            | NO                                  |    |
|            |                                 | 00000             |            |              |     |  | CareMount Dental Member, LLC                            | DE                   | NIA                              | CareMount Health Solutions, LLC                  | Ownership  | 100.000                                    | UnitedHealth Group Incorporated            | NO                                  |    |
|            |                                 | 00000             |            |              |     |  | CareMount Health Solutions ACO, LLC                     | NY                   | NIA                              | Optum Medical Care, P.C.                         | Ownership  | 100.000                                    | UnitedHealth Group Incorporated            | NO                                  | 1  |
|            |                                 | 00000             | 83-3555743 |              |     |  | CareMount Health Solutions Employer, LLC                | DE                   | NIA                              | CareMount Holding, LLC                           | Ownership  | 1.000                                      | UnitedHealth Group Incorporated            | NO                                  |    |
|            |                                 | 00000             | 83-3555743 |              |     |  | CareMount Health Solutions Employer, LLC                | DE                   | NIA                              | CareMount Health Solutions, LLC                  | Ownership  | 99.000                                     | UnitedHealth Group Incorporated            | NO                                  |    |
|            |                                 | 00000             | 38-4103290 |              |     |  | CareMount Health Solutions, LLC                         | DE                   | NIA                              | Collaborative Care Holdings, LLC                 | Ownership  | 100.000                                    | UnitedHealth Group Incorporated            | NO                                  |    |
|            |                                 | 00000             | 82-1419537 |              |     |  | CareMount Holding, LLC                                  | NY                   | NIA                              | CareMount Health Solutions, LLC                  | Ownership  | 100.000                                    | UnitedHealth Group Incorporated            | NO                                  |    |
|            |                                 | 00000             | 84-3894124 |              |     |  | CareMount Value Partners IPA, LLC                       | NY                   | NIA                              | CareMount Health Solutions, LLC                  | Ownership  | 100.000                                    | UnitedHealth Group Incorporated            | NO                                  |    |
|            |                                 | 00000             | 56-1780933 |              |     |  | Carolina Behavioral Care, P.A.                          | NC                   | NIA                              | Physician(s) Owned                               | Influence  | 0.000                                      | UnitedHealth Group Incorporated            | NO                                  | 1  |
|            |                                 | 00000             | 52-2072546 |              |     |  | Carroll Counseling Center LLC                           | MD                   | NIA                              | Physician(s) Owned                               | Influence  | 0.000                                      | UnitedHealth Group Incorporated            | NO                                  | 1  |
|            |                                 | 00000             | 98-1328471 |              |     |  | Casa de Saúde Santa Therezinha Ltda.                    | BRA                  | NIA                              | S.A. - Empresa de Serviços Hospitalares          | Ownership  | 0.000                                      | UnitedHealth Group Incorporated            | NO                                  |    |
|            |                                 | 00000             | 98-1328471 |              |     |  | Casa de Saúde Santa Therezinha Ltda.                    | BRA                  | NIA                              | Hospital Alvorada Taguatinga Ltda.               | Ownership  | 100.000                                    | UnitedHealth Group Incorporated            | NO                                  |    |
|            |                                 | 00000             | 81-3020487 |              |     |  | Castle Hills Surgicare, LLC                             | TX                   | NIA                              | Surgical Care Affiliates, LLC                    | Influence  | 0.000                                      | UnitedHealth Group Incorporated            | NO                                  |    |
|            |                                 | 00000             | 82-5207935 |              |     |  | Castle Rock SurgiCenter, LLC                            | CO                   | NIA                              | SCA-Castle Rock, LLC                             | Ownership  | 51.000                                     | UnitedHealth Group Incorporated            | NO                                  |    |
|            |                                 | 00000             | 82-5207935 |              |     |  | Castle Rock SurgiCenter, LLC                            | CO                   | NIA                              | SC Affiliates, LLC                               | Ownership  | 0.955                                      | UnitedHealth Group Incorporated            | NO                                  |    |
|            |                                 | 00000             | 20-5807941 |              |     |  | Catalyst360, LLC  | DE                   | NIA                              | Optum Services, Inc.                             | Ownership  | 100.000                                    | UnitedHealth Group Incorporated            | NO                                  |    |
|            |                                 | 00000             | 98-1069737 |              |     |  | Catamaran S.á.r.l.                                      | LUX                  | NIA                              | UnitedHealthcare International II S.á.r.l.       | Ownership  | 100.000                                    | UnitedHealth Group Incorporated            | NO                                  |    |
|            |                                 | 00000             | 82-1715584 |              |     |  | CCEC Anesthesia Management, LLC                         | TX                   | NIA                              | Corpus Christi Endoscopy Center, L.L.P.          | Ownership  | 100.000                                    | UnitedHealth Group Incorporated            | NO                                  | 2  |
|            |                                 | 00000             |            |              |     |  | CDC Holdings Colombia S.A.S.                            | COL                  | NIA                              | Bordeaux UK Holdings II Limited                  | Ownership  | 100.000                                    | UnitedHealth Group Incorporated            | NO                                  |    |
|            |                                 | 00000             | 85-3868373 |              |     |  | Cedar Park JV Partners, LLC                             | TX                   | NIA                              | SCA Cedar Park Holdings, LLC                     | Ownership  | 43.700                                     | UnitedHealth Group Incorporated            | NO                                  | 2  |
|            |                                 | 00000             | 27-2533497 |              |     |  | Cedar Park Surgery Center, LLC                          | TX                   | NIA                              | Cedar Park JV Partners, LLC                      | Ownership  | 35.500                                     | UnitedHealth Group Incorporated            | NO                                  | 2  |
|            |                                 | 00000             | 27-2533497 |              |     |  | Cedar Park Surgery Center, LLC                          | TX                   | NIA                              | SCA Cedar Park Holdings, LLC                     | Ownership  | 19.660                                     | UnitedHealth Group Incorporated            | NO                                  | 2  |
|            |                                 | 00000             | 98-1111491 |              |     |  | Cemed Care - Empresa de Atendimento Clínico Geral Ltda. | BRA                  | NIA                              | Amil Assistência Médica Internacional S.A.       | Ownership  | 100.000                                    | UnitedHealth Group Incorporated            | NO                                  |    |
|            |                                 | 00000             | 98-1111491 |              |     |  | Cemed Care - Empresa de Atendimento Clínico Geral Ltda. | BRA                  | NIA                              | Esho - Empresa de Serviços Hospitalares S.A.     | Ownership  | 0.000                                      | UnitedHealth Group Incorporated            | NO                                  |    |
|            |                                 | 00000             |            |              |     |  | Center for Quality Improvement, LLC                     | DE                   | NIA                              | OptumRx Holdings, LLC                            | Ownership  | 100.000                                    | UnitedHealth Group Incorporated            | NO                                  |    |
|            |                                 | 00000             | 85-3324771 |              |     |  | Center for Restorative Surgery at Maple Grove, LLC      | MN                   | NIA                              | SCA Maple Grove Holdings, LLC                    | Ownership  | 55.381                                     | UnitedHealth Group Incorporated            | NO                                  | 2  |
|            |                                 | 00000             | 33-0483510 |              |     |  | Centers for Family Medicine, GP                         | CA                   | NIA                              | MH Physician Three Holdco, a Medical Corporation | Ownership  | 99.000                                     | UnitedHealth Group Incorporated            | NO                                  | 1  |
|            |                                 | 00000             |            |              |     |  | CentrifyHealth, LLC                                     | DE                   | NIA                              | UnitedHealth Group Incorporated                  | Ownership  | 100.000                                    | UnitedHealth Group Incorporated            | NO                                  |    |
|            |                                 | 00000             |            |              |     |  | Centro de Entrenamiento Capacitación en Reanimación SpA | CHL                  | NIA                              | Clínica Dávila y Servicios Médicos S.p.A.        | Ownership  | 99.000                                     | UnitedHealth Group Incorporated            | NO                                  |    |
|            |                                 | 00000             |            |              |     |  | Centro de Entrenamiento Capacitación en Reanimación SpA | CHL                  | NIA                              | Servicios Integrados de Salud Ltda.              | Ownership  | 1.000                                      | UnitedHealth Group Incorporated            | NO                                  |    |
|            |                                 | 00000             | 98-1450490 |              |     |  | Centro de Servicios Compartidos Banmédica SpA           | CHL                  | NIA                              | Constructora Inmobiliaria Magapoq S.A.           | Ownership  | 0.100                                      | UnitedHealth Group Incorporated            | NO                                  |    |
|            |                                 | 00000             | 98-1450490 |              |     |  | Centro de Servicios Compartidos Banmédica SpA           | CHL                  | NIA                              | Banmédica S.A.                                   | Ownership  | 99.900                                     | UnitedHealth Group Incorporated            | NO                                  |    |
|            |                                 | 00000             |            |              |     |  | Centro Médico Hospitalar Pitangueiras Ltda.             | BRA                  | NIA                              | Hospital Alvorada Taguatinga Ltda.               | Ownership  | 0.000                                      | UnitedHealth Group Incorporated            | NO                                  |    |
|            |                                 | 00000             |            |              |     |  | Centro Médico Hospitalar Pitangueiras Ltda.             | BRA                  | NIA                              | Esho - Empresa de Serviços Hospitalares S.A.     | Ownership  | 100.000                                    | UnitedHealth Group Incorporated            | NO                                  |    |
|            |                                 | 00000             | 98-1457197 |              |     |  | Centro Odontológico Americano S.A.C.                    | PER                  | NIA                              | Pacífico S.A. Entidad Prestadora de Salud        | Ownership  | 80.000                                     | UnitedHealth Group Incorporated            | NO                                  |    |
|            |                                 | 00000             | 98-1451635 |              |     |  | Centromed Quilpué S.A.                                  | CHL                  | NIA                              | Administradora Médica Centromed S.A.             | Ownership  | 93.450                                     | UnitedHealth Group Incorporated            | NO                                  |    |

STATEMENT AS OF MARCH 31, 2023 OF THE UnitedHealthcare Plan of the River Valley, Inc.

**SCHEDULE Y**  
**PART 1A - DETAIL OF INSURANCE HOLDING COMPANY SYSTEM**

| 1          | 2                               | 3                 | 4          | 5            | 6   | 7  | 8   | 9                     | 10                                | 11  | 12   | 13   | 14   | 15                                   | 16 |
|------------|---------------------------------|-------------------|------------|--------------|-----|--|---|-----------------------|-----------------------------------|---|--|--|--|--------------------------------------|----|
| Group Code | Group Name                      | NAIC Company Code | ID Number  | Federal RSSD | CIK | Name of Securities Exchange if Publicly Traded (U.S. or International) | Names of Parent, Subsidiaries Or Affiliates                       | Domi-ciliary Location | Relation-ship to Reporting Entity | Directly Controlled by (Name of Entity/Person)              | Type of Control (Ownership, Board, Management, Attorney-in-Fact, Influence, Other) | If Control is Ownership Provide Percentage | Ultimate Controlling Entity(ies)/Person(s) | Is an SCA Filing Re-quired? (Yes/No) | *  |
| 0707       | UnitedHealth Group Incorporated | 00000             |            |              |     |  | Centros Médicos y Dentales Multimed Ltda. ....                    | ..CHL.....            | ..NIA.....                        | Clínica Dávila y Servicios Médicos S.p.A.                   | Ownership.....   | 0.010                                      | UnitedHealth Group Incorporated            | NO                                   |    |
|            |                                 | 00000             |            |              |     |  | Centros Médicos y Dentales Multimed Ltda. ....                    | ..CHL.....            | ..NIA.....                        | Omesa SpA   | Ownership.....   | 99.990                                     | UnitedHealth Group Incorporated            | NO                                   |    |
|            |                                 | 42765             | 42-1194107 |              |     |  | Centurion Casualty Company  | ..NE.....             | ..IA.....                         | Specialty Benefits, LLC                                     | Ownership.....   | 100.000                                    | UnitedHealth Group Incorporated            | NO                                   |    |
|            |                                 | 00000             | 82-2038975 |              |     |  | Chalfont HoldCo, LLC  | ..PA.....             | ..NIA.....                        | Physicians Endoscopy, L.L.C.                                | Ownership.....   | 100.000                                    | UnitedHealth Group Incorporated            | NO                                   |    |
|            |                                 | 00000             | 81-2173507 |              |     |  | Change Encircle, LLC  | ..DE.....             | ..NIA.....                        | Change Healthcare Solutions, LLC                            | Ownership.....   | 100.000                                    | UnitedHealth Group Incorporated            | NO                                   |    |
|            |                                 | 00000             | 46-0809500 |              |     |  | Change Healthcare Advocates, LLC                                  | ..DE.....             | ..NIA.....                        | Change Healthcare Resources LLC                             | Ownership.....   | 100.000                                    | UnitedHealth Group Incorporated            | NO                                   |    |
|            |                                 | 00000             | 20-2058917 |              |     |  | Change Healthcare Business Fulfillment, LLC                       | ..DE.....             | ..NIA.....                        | Change Healthcare Operations, LLC                           | Ownership.....   | 100.000                                    | UnitedHealth Group Incorporated            | NO                                   |    |
|            |                                 | 00000             | 20-5716738 |              |     |  | Change Healthcare Canada Company                                  | ..CAN.....            | ..NIA.....                        | Change Healthcare Ireland Limited                           | Ownership.....   | 100.000                                    | UnitedHealth Group Incorporated            | NO                                   |    |
|            |                                 | 00000             | 16-1744317 |              |     |  | Change Healthcare Communications, LLC                             | ..DE.....             | ..NIA.....                        | Change Healthcare Solutions, LLC                            | Ownership.....   | 100.000                                    | UnitedHealth Group Incorporated            | NO                                   |    |
|            |                                 | 00000             | 26-1147719 |              |     |  | Change Healthcare Correspondence Services, Inc.                   | ..TX.....             | ..NIA.....                        | Change Healthcare Operations, LLC                           | Ownership.....   | 100.000                                    | UnitedHealth Group Incorporated            | NO                                   |    |
|            |                                 | 00000             | 30-0955587 |              |     |  | Change Healthcare Engagement Solutions, Inc.                      | ..DE.....             | ..NIA.....                        | Change Healthcare Solutions, LLC                            | Ownership.....   | 100.000                                    | UnitedHealth Group Incorporated            | NO                                   |    |
|            |                                 | 00000             | 32-0515867 |              |     |  | Change Healthcare eRx Canada, Inc.                                | ..CAN.....            | ..NIA.....                        | Change Healthcare Solutions, LLC                            | Ownership.....   | 100.000                                    | UnitedHealth Group Incorporated            | NO                                   |    |
|            |                                 | 00000             | 45-4274703 |              |     |  | Change Healthcare Finance, Inc.                                   | ..DE.....             | ..NIA.....                        | Change Healthcare Holdings, LLC                             | Ownership.....   | 100.000                                    | UnitedHealth Group Incorporated            | NO                                   |    |
|            |                                 | 00000             | 92-1410925 |              |     |  | Change Healthcare HealthQx, LLC                                   | ..PA.....             | ..NIA.....                        | Change Healthcare Technologies, LLC                         | Ownership.....   | 100.000                                    | UnitedHealth Group Incorporated            | NO                                   |    |
|            |                                 | 00000             | 92-1410925 |              |     |  | Change Healthcare Holdco, Inc.                                    | ..DE.....             | ..NIA.....                        | PF2 IP LLC  | Ownership.....   | 0.300                                      | UnitedHealth Group Incorporated            | NO                                   |    |
|            |                                 | 00000             | 92-1410925 |              |     |  | Change Healthcare Holdco, Inc.                                    | ..DE.....             | ..NIA.....                        | Change Healthcare Inc.                                      | Ownership.....   | 69.300                                     | UnitedHealth Group Incorporated            | NO                                   |    |
|            |                                 | 00000             | 92-1410925 |              |     |  | Change Healthcare Holdco, Inc.                                    | ..DE.....             | ..NIA.....                        | PF2 PST Services LLC  | Ownership.....   | 30.400                                     | UnitedHealth Group Incorporated            | NO                                   |    |
|            |                                 | 00000             | 20-5799664 |              |     |  | Change Healthcare Holdings, Inc.                                  | ..DE.....             | ..NIA.....                        | Change Healthcare Intermediate Holdings, Inc.               | Ownership.....   | 100.000                                    | UnitedHealth Group Incorporated            | NO                                   |    |
|            |                                 | 00000             | 30-0955587 |              |     |  | Change Healthcare Holdings, LLC                                   | ..DE.....             | ..NIA.....                        | Change Healthcare Intermediate Holdings, LLC                | Ownership.....   | 100.000                                    | UnitedHealth Group Incorporated            | NO                                   |    |
|            |                                 | 00000             | 82-2152098 |              |     |  | Change Healthcare Imaging Australia Pty Limited                   | ..AUS.....            | ..NIA.....                        | Change Healthcare Solutions, LLC                            | Ownership.....   | 100.000                                    | UnitedHealth Group Incorporated            | NO                                   |    |
|            |                                 | 00000             | 98-1507218 |              |     |  | Change Healthcare Inc.  | ..DE.....             | ..NIA.....                        | UnitedHealth Group Incorporated                             | Ownership.....   | 100.000                                    | UnitedHealth Group Incorporated            | NO                                   |    |
|            |                                 | 00000             | 45-3637667 |              |     |  | Change Healthcare Innovation Israel Ltd.                          | ..ISR.....            | ..NIA.....                        | Change Healthcare Technology Enabled Services, LLC          | Ownership.....   | 100.000                                    | UnitedHealth Group Incorporated            | NO                                   |    |
|            |                                 | 00000             | 38-4016792 |              |     |  | Change Healthcare Intermediate Holdings, Inc.                     | ..DE.....             | ..NIA.....                        | Change Healthcare Performance, Inc.                         | Ownership.....   | 100.000                                    | UnitedHealth Group Incorporated            | NO                                   |    |
|            |                                 | 00000             | 98-0498566 |              |     |  | Change Healthcare Intermediate Holdings, LLC                      | ..DE.....             | ..NIA.....                        | Change Healthcare LLC                                       | Ownership.....   | 100.000                                    | UnitedHealth Group Incorporated            | NO                                   |    |
|            |                                 | 00000             | 81-3611560 |              |     |  | Change Healthcare Ireland Limited                                 | ..IRL.....            | ..NIA.....                        | Change Healthcare Solutions, LLC                            | Ownership.....   | 100.000                                    | UnitedHealth Group Incorporated            | NO                                   |    |
|            |                                 | 00000             | 20-5731067 |              |     |  | Change Healthcare Ireland Solutions Limited                       | ..IRL.....            | ..NIA.....                        | Change Healthcare Ireland Limited                           | Ownership.....   | 100.000                                    | UnitedHealth Group Incorporated            | NO                                   |    |
|            |                                 | 00000             | 26-3014624 |              |     |  | Change Healthcare Israel Ltd.                                     | ..ISR.....            | ..NIA.....                        | Change Healthcare Ireland Limited                           | Ownership.....   | 100.000                                    | UnitedHealth Group Incorporated            | NO                                   |    |
|            |                                 | 00000             | 45-3637794 |              |     |  | Change Healthcare LLC   | ..DE.....             | ..NIA.....                        | Change Healthcare Holdco, Inc.                              | Ownership.....   | 100.000                                    | UnitedHealth Group Incorporated            | NO                                   |    |
|            |                                 | 00000             | 01-0475134 |              |     |  | Change Healthcare Operations, LLC                                 | ..DE.....             | ..NIA.....                        | Change Healthcare Holdings, Inc.                            | Ownership.....   | 100.000                                    | UnitedHealth Group Incorporated            | NO                                   |    |
|            |                                 | 00000             | 51-0370121 |              |     |  | Change Healthcare Payer Payment Integrity, LLC                    | ..DE.....             | ..NIA.....                        | Change Healthcare Solutions, LLC                            | Ownership.....   | 100.000                                    | UnitedHealth Group Incorporated            | NO                                   |    |
|            |                                 | 00000             | 23-2939843 |              |     |  | Change Healthcare Performance, Inc.                               | ..DE.....             | ..NIA.....                        | Change Healthcare Holdings, LLC                             | Ownership.....   | 100.000                                    | UnitedHealth Group Incorporated            | NO                                   |    |
|            |                                 | 00000             | 23-2939847 |              |     |  | Change Healthcare Pharmacy Solutions, Inc.                        | ..ME.....             | ..NIA.....                        | Change Healthcare Solutions, LLC                            | Ownership.....   | 100.000                                    | UnitedHealth Group Incorporated            | NO                                   |    |
|            |                                 | 00000             | 27-1463418 |              |     |  | Change Healthcare Philippines, Inc.                               | ..PHL.....            | ..NIA.....                        | Change Healthcare Resources Holdings, Inc.                  | Ownership.....   | 100.000                                    | UnitedHealth Group Incorporated            | NO                                   |    |
|            |                                 | 00000             | 27-4334265 |              |     |  | Change Healthcare Practice Management Solutions Group, Inc.       | ..DE.....             | ..NIA.....                        | Change Healthcare Holdings, Inc.                            | Ownership.....   | 100.000                                    | UnitedHealth Group Incorporated            | NO                                   |    |
|            |                                 | 00000             |            |              |     |  | Change Healthcare Practice Management Solutions Investments, Inc. | ..DE.....             | ..NIA.....                        | Change Healthcare Practice Management Solutions Group, Inc. | Ownership.....   | 100.000                                    | UnitedHealth Group Incorporated            | NO                                   |    |
|            |                                 | 00000             |            |              |     |  | Change Healthcare Practice Management Solutions, Inc.             | ..DE.....             | ..NIA.....                        | Change Healthcare Practice Management Solutions Group, Inc. | Ownership.....   | 100.000                                    | UnitedHealth Group Incorporated            | NO                                   |    |
|            |                                 | 00000             |            |              |     |  | Change Healthcare Puerto Rico, LLC                                | ..DE.....             | ..NIA.....                        | Change Healthcare Resources LLC                             | Ownership.....   | 100.000                                    | UnitedHealth Group Incorporated            | NO                                   |    |
|            |                                 | 00000             |            |              |     |  | Change Healthcare Resources Holdings, Inc.                        | ..DE.....             | ..NIA.....                        | Change Healthcare Solutions, LLC                            | Ownership.....   | 100.000                                    | UnitedHealth Group Incorporated            | NO                                   |    |

STATEMENT AS OF MARCH 31, 2023 OF THE UnitedHealthcare Plan of the River Valley, Inc.

**SCHEDULE Y**  
**PART 1A - DETAIL OF INSURANCE HOLDING COMPANY SYSTEM**

| 1          | 2          | 3                 | 4          | 5            | 6   | 7  | 8   | 9                    | 10                               | 11   | 12   | 13   | 14   | 15                                  | 16 |
|------------|------------|-------------------|------------|--------------|-----|--|---|----------------------|----------------------------------|--|--|--|--|-------------------------------------|----|
| Group Code | Group Name | NAIC Company Code | ID Number  | Federal RSSD | CIK | Name of Securities Exchange if Publicly Traded (U.S. or International) | Names of Parent, Subsidiaries Or Affiliates                 | Domiciliary Location | Relationship to Reporting Entity | Directly Controlled by (Name of Entity/Person)     | Type of Control (Ownership, Board, Management, Attorney-in-Fact, Influence, Other) | If Control is Ownership Provide Percentage | Ultimate Controlling Entity(ies)/Person(s) | Is an SCA Filing Required? (Yes/No) | *  |
|            |            | 00000             | 38-4120853 |              |     |  | Change Healthcare Resources IPA, LLC                        | DE                   | NIA                              | Change Healthcare Resources LLC                    | Ownership  | 100.000                                    | UnitedHealth Group Incorporated            | NO                                  |    |
|            |            | 00000             | 27-2872345 |              |     |  | Change Healthcare Resources LLC                             | DE                   | NIA                              | Change Healthcare Resources Holdings, Inc.         | Ownership  | 100.000                                    | UnitedHealth Group Incorporated            | NO                                  |    |
|            |            | 00000             | 20-5716594 |              |     |  | Change Healthcare Solutions, LLC                            | DE                   | NIA                              | Change Healthcare Operations, LLC                  | Ownership  | 100.000                                    | UnitedHealth Group Incorporated            | NO                                  |    |
|            |            | 00000             | 58-1651222 |              |     |  | Change Healthcare Technologies, LLC                         | DE                   | NIA                              | Change Healthcare Holdings, LLC                    | Ownership  | 100.000                                    | UnitedHealth Group Incorporated            | NO                                  |    |
|            |            | 00000             | 58-1953146 |              |     |  | Change Healthcare Technology Enabled Services, LLC          | GA                   | NIA                              | Change Healthcare Holdings, LLC                    | Ownership  | 100.000                                    | UnitedHealth Group Incorporated            | NO                                  |    |
|            |            | 00000             | 98-1141129 |              |     |  | Change Healthcare UK Holdings Limited                       | GBR                  | NIA                              | Change Healthcare Ireland Limited                  | Ownership  | 100.000                                    | UnitedHealth Group Incorporated            | NO                                  |    |
|            |            | 00000             | 46-1454664 |              |     |  | Channel Islands Surgicenter Properties, LLC                 | DE                   | NIA                              | SCA Holding Company, Inc.                          | Ownership  | 62.743                                     | UnitedHealth Group Incorporated            | NO                                  |    |
|            |            | 00000             | 58-1709761 |              |     |  | Charleston Surgery Center Limited Partnership               | SC                   | NIA                              | SCA-Charleston, LLC                                | Ownership  | 25.955                                     | UnitedHealth Group Incorporated            | NO                                  | 2  |
|            |            | 00000             | 56-1449531 |              |     |  | Charlotte Surgery Center, LLC                               | NC                   | NIA                              | Charlotte-SC, LLC                                  | Ownership  | 10.779                                     | UnitedHealth Group Incorporated            | NO                                  | 2  |
|            |            | 00000             | 62-1262567 |              |     |  | Charlotte-SC, LLC   | DE                   | NIA                              | SC Affiliates, LLC                                 | Ownership  | 100.000                                    | UnitedHealth Group Incorporated            | NO                                  |    |
|            |            | 00000             | 82-4075002 |              |     |  | Chatham Orthopaedic ASC, LLC                                | GA                   | NIA                              | SCA-Chatham, LLC                                   | Ownership  | 15.000                                     | UnitedHealth Group Incorporated            | NO                                  | 2  |
|            |            | 00000             | 26-2389638 |              |     |  | Childrens Surgery Center LLC                                | FL                   | NIA                              | SCA-Central Florida, LLC                           | Ownership  | 51.000                                     | UnitedHealth Group Incorporated            | NO                                  | 2  |
|            |            | 00000             | 26-4651320 |              |     |  | Christopher Stalberg, M.D., PLLC                            | AZ                   | NIA                              | Physician United PLLC                              | Ownership  | 100.000                                    | UnitedHealth Group Incorporated            | NO                                  | 1  |
|            |            | 00000             | 87-2440218 |              |     |  | Cielo House, Inc.   | CA                   | NIA                              | Physician(s) Owned                                 | Influence  | 0.000                                      | UnitedHealth Group Incorporated            | NO                                  | 1  |
|            |            | 00000             | 62-1510209 |              |     |  | Citrus Regional Surgery Center, L.P.                        | TN                   | NIA                              | SCA-Citrus, LLC                                    | Ownership  | 57.000                                     | UnitedHealth Group Incorporated            | NO                                  |    |
|            |            | 00000             | 27-0204579 |              |     |  | Claims Management Systems, Inc.                             | FL                   | NIA                              | Solstice Benefits, Inc.                            | Ownership  | 100.000                                    | UnitedHealth Group Incorporated            | NO                                  |    |
|            |            | 00000             | 27-1374374 |              |     |  | Clear Health Strategies, LLC                                | FL                   | NIA                              | Cruise DE, Inc.                                    | Ownership  | 100.000                                    | UnitedHealth Group Incorporated            | NO                                  |    |
|            |            | 00000             | 20-3742012 |              |     |  | Cleburne Surgical Center, LLC                               | TX                   | NIA                              | Surgical Care Affiliates, LLC                      | Influence  | 0.000                                      | UnitedHealth Group Incorporated            | NO                                  |    |
|            |            | 00000             | 98-1459640 |              |     |  | Clínica Alameda SpA   | CHL                  | NIA                              | Vida Integra S.p.A.                                | Ownership  | 99.800                                     | UnitedHealth Group Incorporated            | NO                                  |    |
|            |            | 00000             | 98-1459640 |              |     |  | Clínica Alameda SpA   | CHL                  | NIA                              | Saden S.A.   | Ownership  | 0.200                                      | UnitedHealth Group Incorporated            | NO                                  |    |
|            |            | 00000             | 98-1443171 |              |     |  | Clínica Bio Bio SpA   | CHL                  | NIA                              | Banmédica S.A.                                     | Ownership  | 0.000                                      | UnitedHealth Group Incorporated            | NO                                  |    |
|            |            | 00000             | 98-1443171 |              |     |  | Clínica Bio Bio SpA   | CHL                  | NIA                              | Inversiones Clínicas Santa María SpA               | Ownership  | 100.000                                    | UnitedHealth Group Incorporated            | NO                                  |    |
|            |            | 00000             | 98-1442191 |              |     |  | Clínica Ciudad del Mar S.A.                                 | CHL                  | NIA                              | Inversiones Clínicas Santa María SpA               | Ownership  | 100.000                                    | UnitedHealth Group Incorporated            | NO                                  |    |
|            |            | 00000             | 98-1442191 |              |     |  | Clínica Ciudad del Mar S.A.                                 | CHL                  | NIA                              | Banmédica S.A.                                     | Ownership  | 0.000                                      | UnitedHealth Group Incorporated            | NO                                  |    |
|            |            | 00000             | 98-1446132 |              |     |  | Clínica Dávila y Servicios Médicos S.p.A.                   | CHL                  | NIA                              | Banmédica S.A.                                     | Ownership  | 99.998                                     | UnitedHealth Group Incorporated            | NO                                  |    |
|            |            | 00000             | 98-1446132 |              |     |  | Clínica Dávila y Servicios Médicos S.p.A.                   | CHL                  | NIA                              | Clínica Santa María S.p.A.                         | Ownership  | 0.002                                      | UnitedHealth Group Incorporated            | NO                                  |    |
|            |            | 00000             | 98-1462343 |              |     |  | Clínica San Felipe S.A.                                     | PER                  | NIA                              | Pacífico S.A. Entidad Prestadora de Salud          | Ownership  | 94.063                                     | UnitedHealth Group Incorporated            | NO                                  |    |
|            |            | 00000             | 98-1455936 |              |     |  | Clínica Sánchez Ferrer S.A.                                 | PER                  | NIA                              | Pacífico S.A. Entidad Prestadora de Salud          | Ownership  | 100.000                                    | UnitedHealth Group Incorporated            | NO                                  |    |
|            |            | 00000             | 98-1442754 |              |     |  | Clínica Santa María S.p.A.                                  | CHL                  | NIA                              | Banmédica S.A.                                     | Ownership  | 99.510                                     | UnitedHealth Group Incorporated            | NO                                  |    |
|            |            | 00000             | 98-1442745 |              |     |  | Clínica Vespucio S.A.                                       | CHL                  | NIA                              | Banmédica S.A.                                     | Ownership  | 0.000                                      | UnitedHealth Group Incorporated            | NO                                  |    |
|            |            | 00000             | 98-1442745 |              |     |  | Clínica Vespucio S.A.                                       | CHL                  | NIA                              | Inversiones Clínicas Santa María SpA               | Ownership  | 100.000                                    | UnitedHealth Group Incorporated            | NO                                  |    |
|            |            | 00000             | 46-2879718 |              |     |  | Clinical Partners of Colorado Springs, LLC                  | CO                   | NIA                              | OptumCare Colorado, LLC                            | Ownership  | 50.000                                     | UnitedHealth Group Incorporated            | NO                                  |    |
|            |            | 00000             | 20-2236024 |              |     |  | Clinton Partners, LLC                                       | MI                   | NIA                              | HFHS-SCA Holdings, LLC                             | Ownership  | 52.800                                     | UnitedHealth Group Incorporated            | NO                                  | 2  |
|            |            | 00000             | 98-1337968 |              |     |  | CMO - Centro Médico de Oftalmología S/S Ltda.               | BRA                  | NIA                              | Lotten-Eyes Oftalmologia Clinica e Cirurgica Ltda. | Ownership  | 1.000                                      | UnitedHealth Group Incorporated            | NO                                  |    |
|            |            | 00000             | 98-1337968 |              |     |  | CMO - Centro Médico de Oftalmología S/S Ltda.               | BRA                  | NIA                              | Hospital Alvorada Taguatinga Ltda.                 | Ownership  | 99.000                                     | UnitedHealth Group Incorporated            | NO                                  |    |
|            |            | 00000             | 98-1277015 |              |     |  | CMS - Central de Manipulação e Serviços Farmacêuticos Ltda. | BRA                  | NIA                              | Esho - Empresa de Serviços Hospitalares S.A.       | Ownership  | 0.010                                      | UnitedHealth Group Incorporated            | NO                                  |    |
|            |            | 00000             | 98-1277015 |              |     |  | CMS - Central de Manipulação e Serviços Farmacêuticos Ltda. | BRA                  | NIA                              | COI - Clínicas Oncológicas Integradas S.A.         | Ownership  | 99.990                                     | UnitedHealth Group Incorporated            | NO                                  |    |
|            |            | 00000             | 27-1193028 |              |     |  | Coalition for Advanced Pharmacy Services, Inc.              | DE                   | NIA                              | Optum Hospice Pharmacy Services, LLC               | Ownership  | 1.277                                      | UnitedHealth Group Incorporated            | NO                                  |    |
|            |            | 00000             | 27-1193028 |              |     |  | Coalition for Advanced Pharmacy Services, Inc.              | DE                   | NIA                              | OptumRx Home Delivery of Ohio, LLC                 | Ownership  | 0.116                                      | UnitedHealth Group Incorporated            | NO                                  |    |

STATEMENT AS OF MARCH 31, 2023 OF THE UnitedHealthcare Plan of the River Valley, Inc.

**SCHEDULE Y**  
**PART 1A - DETAIL OF INSURANCE HOLDING COMPANY SYSTEM**

| 1          | 2          | 3                 | 4          | 5            | 6   | 7  | 8   | 9                     | 10                                | 11   | 12   | 13   | 14   | 15                                   | 16 |
|------------|------------|-------------------|------------|--------------|-----|--|---|-----------------------|-----------------------------------|--|--|--|--|--------------------------------------|----|
| Group Code | Group Name | NAIC Company Code | ID Number  | Federal RSSD | CIK | Name of Securities Exchange if Publicly Traded (U.S. or International) | Names of Parent, Subsidiaries Or Affiliates                         | Domi-ciliary Location | Relation-ship to Reporting Entity | Directly Controlled by (Name of Entity/Person) | Type of Control (Ownership, Board, Management, Attorney-in-Fact, Influence, Other) | If Control is Ownership Provide Percentage | Ultimate Controlling Entity(ies)/Person(s) | Is an SCA Filing Re-quired? (Yes/No) | *  |
|            |            | 00000             | 27-1193028 |              |     |  | Coalition for Advanced Pharmacy Services, Inc.                      | DE                    | NIA                               | OptumRx PBM of Maryland, LLC                   | Ownership  | 5.341                                      | UnitedHealth Group Incorporated            | NO                                   |    |
|            |            | 00000             | 27-1193028 |              |     |  | Coalition for Advanced Pharmacy Services, Inc.                      | DE                    | NIA                               | OptumRx Health Solutions, LLC                  | Ownership  | 93.266                                     | UnitedHealth Group Incorporated            | NO                                   |    |
|            |            | 00000             | 54-1565761 |              |     |  | Coastal Counseling Center, Inc.                                     | VA                    | NIA                               | Refresh Mental Health, Inc.                    | Ownership  | 100.000                                    | UnitedHealth Group Incorporated            | NO                                   |    |
|            |            | 00000             | 98-1444067 |              |     |  | Cobranzas Barmédica SpA   | CHL                   | NIA                               | Saden S.A.                                     | Ownership  | 0.000                                      | UnitedHealth Group Incorporated            | NO                                   |    |
|            |            | 00000             | 98-1444067 |              |     |  | Cobranzas Barmédica SpA   | CHL                   | NIA                               | Barmédica S.A.                                 | Ownership  | 100.000                                    | UnitedHealth Group Incorporated            | NO                                   |    |
|            |            | 00000             | 20-3056794 |              |     |  | Cognitive-Behavioral Therapy Center of Western North Carolina, P.A. | NC                    | NIA                               | Physician(s) Owned                             | Influence  | 0.000                                      | UnitedHealth Group Incorporated            | NO                                   | 1  |
|            |            | 00000             | 98-1276040 |              |     |  | COI - Clínicas Oncológicas Integradas S.A.                          | BRA                   | NIA                               | Esho - Empresa de Serviços Hospitalares S.A.   | Ownership  | 100.000                                    | UnitedHealth Group Incorporated            | NO                                   |    |
|            |            | 00000             | 27-2337616 |              |     |  | Collaborative Care Holdings, LLC                                    | DE                    | NIA                               | OptumHealth Holdings, LLC                      | Ownership  | 100.000                                    | UnitedHealth Group Incorporated            | NO                                   |    |
|            |            | 00000             | 27-2337487 |              |     |  | Collaborative Care Services, Inc.                                   | DE                    | NIA                               | Collaborative Care Holdings, LLC               | Ownership  | 100.000                                    | UnitedHealth Group Incorporated            | NO                                   |    |
|            |            | 00000             | 45-2614005 |              |     |  | Collaborative Realty, LLC   | NY                    | NIA                               | Collaborative Care Holdings, LLC               | Ownership  | 100.000                                    | UnitedHealth Group Incorporated            | NO                                   |    |
|            |            | 00000             |            |              |     |  | Colmedica Medicina Prepagada S.A.                                   | COL                   | NIA                               | Constructora Inmobiliaria Magapoq S.A.         | Ownership  | 0.000                                      | UnitedHealth Group Incorporated            | NO                                   |    |
|            |            | 00000             |            |              |     |  | Colmedica Medicina Prepagada S.A.                                   | COL                   | NIA                               | Barmédica S.A.                                 | Ownership  | 76.270                                     | UnitedHealth Group Incorporated            | NO                                   |    |
|            |            | 00000             | 02-0626080 |              |     |  | Colonial Family Practice, L.L.C.                                    | SC                    | NIA                               | Robert B. McBeath, M.D. III, P.C.              | Ownership  | 100.000                                    | UnitedHealth Group Incorporated            | NO                                   | 1  |
|            |            | 00000             | 83-1529015 |              |     |  | Colonial Outpatient Surgery Center, LLC                             | FL                    | NIA                               | SC Affiliates, LLC                             | Ownership  | 17.000                                     | UnitedHealth Group Incorporated            | NO                                   |    |
|            |            | 00000             | 83-1529015 |              |     |  | Colonial Outpatient Surgery Center, LLC                             | FL                    | NIA                               | SCA-Colonial Partners, LLC                     | Ownership  | 51.000                                     | UnitedHealth Group Incorporated            | NO                                   |    |
|            |            | 00000             | 61-1870845 |              |     |  | Colonial Practice Management, LLC                                   | DE                    | NIA                               | Collaborative Care Holdings, LLC               | Ownership  | 100.000                                    | UnitedHealth Group Incorporated            | NO                                   |    |
|            |            | 00000             |            |              |     |  | Colorado Innovative Physician Solutions, Inc.                       | CO                    | NIA                               | OptumCare Colorado, LLC                        | Ownership  | 100.000                                    | UnitedHealth Group Incorporated            | NO                                   |    |
|            |            | 00000             | 84-1160450 |              |     |  | Colorado Springs Surgery Center, Ltd.                               | CO                    | NIA                               | SCA-Colorado Springs, LLC                      | Ownership  | 95.000                                     | UnitedHealth Group Incorporated            | NO                                   |    |
|            |            | 00000             | 52-2052733 |              |     |  | Columbia Counseling Center P.A.                                     | MD                    | NIA                               | Physician(s) Owned                             | Influence  | 0.000                                      | UnitedHealth Group Incorporated            | NO                                   | 1  |
|            |            | 00000             | 11-3647007 |              |     |  | Comfort Care Transportation, LLC                                    | TX                    | NIA                               | WellMed Medical Management, Inc.               | Ownership  | 100.000                                    | UnitedHealth Group Incorporated            | NO                                   |    |
|            |            | 00000             | 32-0551188 |              |     |  | Connect Medical, P.C.   | NY                    | NIA                               | Physician(s) Owned                             | Influence  | 0.000                                      | UnitedHealth Group Incorporated            | NO                                   | 1  |
|            |            | 00000             | 06-1592173 |              |     |  | Connecticut Surgery Center, Limited Partnership                     | CT                    | NIA                               | Surgical Care Affiliates, LLC                  | Ownership  | 1.637                                      | UnitedHealth Group Incorporated            | NO                                   |    |
|            |            | 00000             | 06-1592173 |              |     |  | Connecticut Surgery Center, Limited Partnership                     | CT                    | NIA                               | Connecticut Surgical Center, LLC               | Ownership  | 51.000                                     | UnitedHealth Group Incorporated            | NO                                   |    |
|            |            | 00000             | 26-1313646 |              |     |  | Connecticut Surgery Properties, LLC                                 | DE                    | NIA                               | SC Affiliates, LLC                             | Ownership  | 100.000                                    | UnitedHealth Group Incorporated            | NO                                   |    |
|            |            | 00000             | 06-1156342 |              |     |  | Connecticut Surgical Center, LLC                                    | DE                    | NIA                               | Surgical Care Affiliates, LLC                  | Ownership  | 56.862                                     | UnitedHealth Group Incorporated            | NO                                   |    |
|            |            | 00000             | 46-0891463 |              |     |  | ConnectYourCare, Inc.   | DE                    | NIA                               | Optum Financial, Inc.                          | Ownership  | 100.000                                    | UnitedHealth Group Incorporated            | NO                                   |    |
|            |            | 00000             | 26-1274092 |              |     |  | ConnectYourCare, LLC  | MD                    | NIA                               | ConnectYourCare, Inc.                          | Ownership  | 100.000                                    | UnitedHealth Group Incorporated            | NO                                   |    |
|            |            | 00000             | 98-1448720 |              |     |  | Constructora Inmobiliaria Magapoq S.A.                              | CHL                   | NIA                               | Inmobiliaria Apoquindo 3600 Ltda.              | Ownership  | 0.100                                      | UnitedHealth Group Incorporated            | NO                                   |    |
|            |            | 00000             | 98-1448720 |              |     |  | Constructora Inmobiliaria Magapoq S.A.                              | CHL                   | NIA                               | Barmédica S.A.                                 | Ownership  | 99.900                                     | UnitedHealth Group Incorporated            | NO                                   |    |
|            |            | 00000             | 20-0231080 |              |     |  | Consumer Wellness Solutions, LLC                                    | DE                    | NIA                               | RVO Health, LLC                                | Ownership  | 100.000                                    | UnitedHealth Group Incorporated            | NO                                   |    |
|            |            | 00000             | 87-1134519 |              |     |  | Cornerstone Surgery Center, LLC                                     | FL                    | NIA                               | SC Affiliates, LLC                             | Ownership  | 100.000                                    | UnitedHealth Group Incorporated            | NO                                   |    |
|            |            | 00000             | 20-2595593 |              |     |  | Corpus Christi Endoscopy Center, L.L.P.                             | TX                    | NIA                               | SCA Pacific Holdings, Inc.                     | Ownership  | 18.500                                     | UnitedHealth Group Incorporated            | NO                                   | 2  |
|            |            | 00000             |            |              |     |  | Country Scan Ltda.  | COL                   | NIA                               | Patrimonio Autónomo Nueva Clínica              | Ownership  | 51.800                                     | UnitedHealth Group Incorporated            | NO                                   |    |
|            |            | 00000             | 75-2862780 |              |     |  | Cross Timbers Surgery Center, LLC                                   | TX                    | NIA                               | Surgical Care Affiliates, LLC                  | Influence  | 0.000                                      | UnitedHealth Group Incorporated            | NO                                   |    |
|            |            | 00000             | 92-2036777 |              |     |  | Cruise DE, Inc.   | DE                    | NIA                               | United HealthCare Services, Inc.               | Ownership  | 10.000                                     | UnitedHealth Group Incorporated            | NO                                   |    |
|            |            | 00000             | 27-0476822 |              |     |  | Crystal Run Ambulatory Surgery Center of Middletown, LLC            | NY                    | NIA                               | Physician(s) Owned                             | Influence  | 0.000                                      | UnitedHealth Group Incorporated            | NO                                   | 1  |
|            |            | 00000             | 45-2821606 |              |     |  | Crystal Run Healthcare ACO, LLC                                     | NY                    | NIA                               | Collaborative Care Holdings, LLC               | Ownership  | 100.000                                    | UnitedHealth Group Incorporated            | NO                                   |    |
|            |            | 00000             | 13-3843560 |              |     |  | Crystal Run Healthcare Physicians LLP                               | NY                    | NIA                               | Physician(s) Owned                             | Influence  | 0.000                                      | UnitedHealth Group Incorporated            | NO                                   | 1  |
|            |            | 00000             | 46-0892530 |              |     |  | Crystal Run Transformation Services, LLC                            | NY                    | NIA                               | Collaborative Care Holdings, LLC               | Ownership  | 100.000                                    | UnitedHealth Group Incorporated            | NO                                   |    |
|            |            | 00000             | 26-0080565 |              |     |  | Cypress Care, Inc.  | DE                    | NIA                               | Healthcare Solutions, Inc.                     | Ownership  | 100.000                                    | UnitedHealth Group Incorporated            | NO                                   |    |
|            |            | 00000             | 63-1263704 |              |     |  | Danbury Surgical Center, L.P.                                       | GA                    | NIA                               | SunSurgery, LLC                                | Ownership  | 2.189                                      | UnitedHealth Group Incorporated            | NO                                   | 2  |
|            |            | 00000             | 63-1263704 |              |     |  | Danbury Surgical Center, L.P.                                       | GA                    | NIA                               | SCA Danbury Surgical Center, LLC               | Ownership  | 32.647                                     | UnitedHealth Group Incorporated            | NO                                   | 2  |

STATEMENT AS OF MARCH 31, 2023 OF THE UnitedHealthcare Plan of the River Valley, Inc.

**SCHEDULE Y**  
**PART 1A - DETAIL OF INSURANCE HOLDING COMPANY SYSTEM**

| 1          | 2          | 3                 | 4          | 5            | 6   | 7  | 8  | 9                     | 10                                | 11   | 12   | 13   | 14   | 15                                   | 16 |
|------------|------------|-------------------|------------|--------------|-----|--|--|-----------------------|-----------------------------------|--|--|--|--|--------------------------------------|----|
| Group Code | Group Name | NAIC Company Code | ID Number  | Federal RSSD | CIK | Name of Securities Exchange if Publicly Traded (U.S. or International) | Names of Parent, Subsidiaries Or Affiliates  | Domi-ciliary Location | Relation-ship to Reporting Entity | Directly Controlled by (Name of Entity/Person) | Type of Control (Ownership, Board, Management, Attorney-in-Fact, Influence, Other) | If Control is Ownership Provide Percentage | Ultimate Controlling Entity(ies)/Person(s) | Is an SCA Filing Re-quired? (Yes/No) | *  |
|            |            | 00000             | 63-1230900 |              |     |  | Database Solutions II, LLC                   | DE                    | NIA                               | AccuReg Holdings, LLC                          | Ownership  | 100.000                                    | UnitedHealth Group Incorporated            | NO                                   |    |
|            |            | 00000             | 41-1879063 |              |     |  | David C. Anderholm, M.D., P.A.               | IN                    | NIA                               | Physician(s) Owned                             | Influence  | 0.000                                      | UnitedHealth Group Incorporated            | NO                                   | 1  |
|            |            | 00000             | 81-5101448 |              |     |  | David Moen, M.D. P.C.                        | NY                    | NIA                               | Physician(s) Owned                             | Influence  | 0.000                                      | UnitedHealth Group Incorporated            | NO                                   | 1  |
|            |            | 00000             | 45-2380022 |              |     |  | David R. Ferrell, M.D., P.C.                 | NV                    | NIA                               | Physician(s) Owned                             | Influence  | 0.000                                      | UnitedHealth Group Incorporated            | NO                                   | 1  |
|            |            | 00000             | 11-2811353 |              |     |  | Day-OP Center Of Long Island Inc.            | NY                    | NIA                               | Physician(s) Owned                             | Influence  | 0.000                                      | UnitedHealth Group Incorporated            | NO                                   | 1  |
|            |            | 00000             | 75-2790863 |              |     |  | Day-Op Surgery Consulting Company, LLC       | DE                    | NIA                               | ProHEALTH Medical Management, LLC              | Ownership  | 100.000                                    | UnitedHealth Group Incorporated            | NO                                   |    |
|            |            | 00000             | 83-1396214 |              |     |  | Daybreak Real Estate, LLC                    | TN                    | NIA                               | Refresh Mental Health, Inc.                    | Ownership  | 100.000                                    | UnitedHealth Group Incorporated            | NO                                   |    |
|            |            | 00000             | 52-1811176 |              |     |  | DBP Services of New York IPA, Inc.           | NY                    | NIA                               | Dental Benefit Providers, Inc.                 | Ownership  | 100.000                                    | UnitedHealth Group Incorporated            | NO                                   |    |
|            |            | 00000             | 47-3322541 |              |     |  | DBT and EMDR Specialists, P.A.               | IN                    | NIA                               | Physician(s) Owned                             | Influence  | 0.000                                      | UnitedHealth Group Incorporated            | NO                                   | 1  |
|            |            | 00000             | 51-0401940 |              |     |  | Delaware Surgery Center, LLC                 | DE                    | NIA                               | Virtua-SCA Holdings II, LLC                    | Ownership  | 57.570                                     | UnitedHealth Group Incorporated            | NO                                   |    |
|            |            | 00000             | 52-1452809 |              |     |  | Dental Benefit Providers of California, Inc. | CA                    | IA                                | Dental Benefit Providers, Inc.                 | Ownership  | 100.000                                    | UnitedHealth Group Incorporated            | NO                                   |    |
|            |            | 00000             | 41-2014834 |              |     |  | Dental Benefit Providers, Inc.               | DE                    | NIA                               | United HealthCare Services, Inc.               | Ownership  | 100.000                                    | UnitedHealth Group Incorporated            | NO                                   |    |
|            |            | 00000             | 47-0926556 |              |     |  | Denton Endoscopy Surgery Center, LLC         | TX                    | NIA                               | Surgical Care Affiliates, LLC                  | Influence  | 0.000                                      | UnitedHealth Group Incorporated            | NO                                   |    |
|            |            | 00000             | 47-0926556 |              |     |  | Denton Surgery Center, LLC                   | TX                    | NIA                               | Surgical Care Affiliates, LLC                  | Influence  | 0.000                                      | UnitedHealth Group Incorporated            | NO                                   |    |
|            |            | 00000             | 82-1436601 |              |     |  | Derry Surgical Center, LLC                   | NH                    | NIA                               | SCA-Derry, LLC                                 | Ownership  | 72.000                                     | UnitedHealth Group Incorporated            | NO                                   |    |
|            |            | 00000             | 98-1460401 |              |     |  | Diagnóstico Ecotomográfico Centromed Ltda.   | CHL                   | NIA                               | Administradora Médica Centromed S.A.           | Ownership  | 50.000                                     | UnitedHealth Group Incorporated            | NO                                   |    |
|            |            | 00000             | 98-1460347 |              |     |  | Dianóstico por Imágenes Centromed Ltda.      | CHL                   | NIA                               | Centromed Quilpué S.A.                         | Ownership  | 6.660                                      | UnitedHealth Group Incorporated            | NO                                   |    |
|            |            | 00000             | 98-1460347 |              |     |  | Dianóstico por Imágenes Centromed Ltda.      | CHL                   | NIA                               | Administradora Médica Centromed S.A.           | Ownership  | 93.340                                     | UnitedHealth Group Incorporated            | NO                                   |    |
|            |            | 00000             | 33-0292435 |              |     |  | Digestive Disease Center, L.P.               | CA                    | NIA                               | Beach Surgical Holdings LLC                    | Ownership  | 51.000                                     | UnitedHealth Group Incorporated            | NO                                   | 2  |
|            |            | 00000             | 98-1285762 |              |     |  | Dilab Medicina Nuclear Ltda.                 | BRA                   | NIA                               | S.A. - Empresa de Serviços Hospitalares        | Ownership  | 100.000                                    | UnitedHealth Group Incorporated            | NO                                   |    |
|            |            | 00000             | 27-4022876 |              |     |  | Diplomat Blocker, LLC                        | DE                    | NIA                               | Diplomat Pharmacy, Inc.                        | Ownership  | 100.000                                    | UnitedHealth Group Incorporated            | NO                                   |    |
|            |            | 00000             | 38-3453193 |              |     |  | Diplomat Corporate Properties, LLC           | MI                    | NIA                               | Diplomat Pharmacy, Inc.                        | Ownership  | 100.000                                    | UnitedHealth Group Incorporated            | NO                                   |    |
|            |            | 00000             | 38-2063100 |              |     |  | Diplomat Pharmacy, Inc.                      | MI                    | NIA                               | OptumRx Holdings, LLC                          | Ownership  | 100.000                                    | UnitedHealth Group Incorporated            | NO                                   |    |
|            |            | 00000             | 45-3329728 |              |     |  | Discovery Counseling & Consulting, LLC       | VA                    | NIA                               | Refresh Mental Health, Inc.                    | Ownership  | 100.000                                    | UnitedHealth Group Incorporated            | NO                                   |    |
|            |            | 00000             | 30-0238641 |              |     |  | Distance Learning Network, Inc.              | DE                    | NIA                               | OptumHealth Holdings, LLC                      | Ownership  | 100.000                                    | UnitedHealth Group Incorporated            | NO                                   |    |
|            |            | 00000             | 47-2415159 |              |     |  | divvyMED, LLC                                | DE                    | NIA                               | Penzo Enterprises, LLC                         | Ownership  | 100.000                                    | UnitedHealth Group Incorporated            | NO                                   |    |
|            |            | 00000             | 20-0419099 |              |     |  | Doc Martins, PLLC                            | AZ                    | NIA                               | Physician Uniter PLLC                          | Ownership  | 100.000                                    | UnitedHealth Group Incorporated            | NO                                   | 1  |
|            |            | 00000             | 84-4477557 |              |     |  | DocASAP US, LLC                              | DE                    | NIA                               | DocASAP, Inc.                                  | Ownership  | 100.000                                    | UnitedHealth Group Incorporated            | NO                                   |    |
|            |            | 00000             | 26-4753954 |              |     |  | DocASAP, Inc.                                | DE                    | NIA                               | OptumInsight, Inc.                             | Ownership  | 100.000                                    | UnitedHealth Group Incorporated            | NO                                   |    |
|            |            | 00000             | 82-5264853 |              |     |  | Doctor + S.A.C.                              | PER                   | NIA                               | Pacifico S.A. Entidad Prestadora de Salud      | Ownership  | 100.000                                    | UnitedHealth Group Incorporated            | NO                                   |    |
|            |            | 00000             | 27-2176462 |              |     |  | Dry Creek Surgery Center, LLC                | CO                    | NIA                               | SCA-Dry Creek, LLC                             | Ownership  | 59.273                                     | UnitedHealth Group Incorporated            | NO                                   |    |
|            |            | 00000             | 27-2176462 |              |     |  | DSP Flint Real Estate, LLC                   | MI                    | NIA                               | Diplomat Pharmacy, Inc.                        | Ownership  | 100.000                                    | UnitedHealth Group Incorporated            | NO                                   |    |
|            |            | 00000             | 27-2499399 |              |     |  | DSP-Building C, LLC                          | MI                    | NIA                               | Diplomat Pharmacy, Inc.                        | Ownership  | 100.000                                    | UnitedHealth Group Incorporated            | NO                                   |    |
|            |            | 00000             | 82-5181311 |              |     |  | DTC Surgery Center, LLC                      | CO                    | NIA                               | SCA-Denver Physicians Holdings, LLC            | Ownership  | 100.000                                    | UnitedHealth Group Incorporated            | NO                                   |    |
|            |            | 00000             | 27-2103713 |              |     |  | Dublin Surgery Center, LLC                   | OH                    | NIA                               | SCA-Dublin, LLC                                | Ownership  | 10.000                                     | UnitedHealth Group Incorporated            | NO                                   | 2  |
|            |            | 00000             | 82-0668583 |              |     |  | Duluth Surgical Suites, LLC                  | IN                    | NIA                               | SCA Duluth Holdings, LLC                       | Ownership  | 42.697                                     | UnitedHealth Group Incorporated            | NO                                   | 2  |
|            |            | 00000             | 04-3106404 |              |     |  | Durable Medical Equipment, Inc.              | MA                    | NIA                               | Reliant Medical Group, Inc.                    | Ownership  | 100.000                                    | UnitedHealth Group Incorporated            | NO                                   | 1  |
|            |            | 00000             | 59-3625966 |              |     |  | DWIC of Tampa Bay, Inc.                      | FL                    | NIA                               | MedExpress Development, LLC                    | Ownership  | 100.000                                    | UnitedHealth Group Incorporated            | NO                                   |    |
|            |            | 00000             | 59-3705426 |              |     |  | E Street Endoscopy, LLC                      | FL                    | NIA                               | West Coast Endoscopy Holdings, LLC             | Ownership  | 51.000                                     | UnitedHealth Group Incorporated            | NO                                   |    |
|            |            | 00000             | 95-4660712 |              |     |  | Ear Professionals International Corporation  | DE                    | NIA                               | Specialty Benefits, LLC                        | Ownership  | 100.000                                    | UnitedHealth Group Incorporated            | NO                                   |    |
|            |            | 00000             | 02-0593133 |              |     |  | East Brunswick Surgery Center, LLC           | NJ                    | NIA                               | ASC Holdings of New Jersey, LLC                | Ownership  | 51.000                                     | UnitedHealth Group Incorporated            | NO                                   |    |
|            |            | 00000             | 02-0593133 |              |     |  | East Brunswick Surgery Center, LLC           | NJ                    | NIA                               | Endoscopy Center Affiliates, Inc.              | Ownership  | 27.000                                     | UnitedHealth Group Incorporated            | NO                                   |    |
|            |            | 00000             | 83-1326480 |              |     |  | EAVF Acquisition Holdings, LLC               | PA                    | NIA                               | Physicians Endoscopy, L.L.C.                   | Ownership  | 100.000                                    | UnitedHealth Group Incorporated            | NO                                   |    |
|            |            | 00000             | 71-0923682 |              |     |  | eCode Solutions, LLC                         | DE                    | NIA                               | Surgical Care Affiliates, LLC                  | Ownership  | 100.000                                    | UnitedHealth Group Incorporated            | NO                                   |    |
|            |            | 00000             | 61-0981240 |              |     |  | Edelson & Associates, PSC                    | KY                    | NIA                               | Refresh Kentucky, PLLC                         | Ownership  | 100.000                                    | UnitedHealth Group Incorporated            | NO                                   |    |
|            |            | 00000             | 84-1162764 |              |     |  | Electronic Network Systems, Inc.             | DE                    | NIA                               | Optum360 Solutions, LLC                        | Ownership  | 100.000                                    | UnitedHealth Group Incorporated            | NO                                   |    |

STATEMENT AS OF MARCH 31, 2023 OF THE UnitedHealthcare Plan of the River Valley, Inc.

**SCHEDULE Y**  
**PART 1A - DETAIL OF INSURANCE HOLDING COMPANY SYSTEM**

| 1          | 2                               | 3                 | 4          | 5            | 6   | 7  | 8   | 9                    | 10                               | 11   | 12   | 13   | 14   | 15                                  | 16 |
|------------|---------------------------------|-------------------|------------|--------------|-----|--|---|----------------------|----------------------------------|--|--|--|--|-------------------------------------|----|
| Group Code | Group Name                      | NAIC Company Code | ID Number  | Federal RSSD | CIK | Name of Securities Exchange if Publicly Traded (U.S. or International) | Names of Parent, Subsidiaries Or Affiliates                   | Domiciliary Location | Relationship to Reporting Entity | Directly Controlled by (Name of Entity/Person) | Type of Control (Ownership, Board, Management, Attorney-in-Fact, Influence, Other) | If Control is Ownership Provide Percentage | Ultimate Controlling Entity(ies)/Person(s) | Is an SCA Filing Required? (Yes/No) | *  |
|            |                                 | 00000             | 47-3861802 |              |     |  | Elite Focus Clinic, Inc., a Professional Corporation          | CA                   | NIA                              | Physician(s) Owned                             | Influence  | 0.000                                      | UnitedHealth Group Incorporated            | NO                                  | 1  |
|            |                                 | 00000             | 98-1339173 |              |     |  | Eual Participações S.A.                                       | BRA                  | NIA                              | Amil Assistência Médica Internacional S.A.     | Ownership  | 60.010                                     | UnitedHealth Group Incorporated            | NO                                  |    |
|            |                                 | 00000             | 98-1339173 |              |     |  | Eual Participações S.A.                                       | BRA                  | NIA                              | Esho - Empresa de Serviços Hospitalares S.A.   | Ownership  | 39.990                                     | UnitedHealth Group Incorporated            | NO                                  |    |
|            |                                 | 00000             |            |              |     |  | EM Orange Tree LLC  | CA                   | NIA                              | EPIC Management Services, LLC                  | Ownership  | 100.000                                    | UnitedHealth Group Incorporated            | NO                                  |    |
|            |                                 | 00000             | 87-1240516 |              |     |  | Emisar Pharma Services LLC                                    | DE                   | NIA                              | Optum Pharma Services Holdings, Inc.           | Ownership  | 100.000                                    | UnitedHealth Group Incorporated            | NO                                  |    |
|            |                                 | 00000             | 33-0181426 |              |     |  | Empire Physicians' Medical Group, Inc.                        | CA                   | NIA                              | NAMM Medical Group Holdings, Inc.              | Ownership  | 100.000                                    | UnitedHealth Group Incorporated            | NO                                  | 1  |
|            |                                 | 00000             |            |              |     |  | Empremédica S. A.   | PER                  | NIA                              | Banmedica S.A.                                 | Ownership  | 100.000                                    | UnitedHealth Group Incorporated            | NO                                  |    |
|            |                                 | 00000             |            |              |     |  | Endo Parent, Inc.   | DE                   | NIA                              | Surgical Care Affiliates, LLC                  | Ownership  | 100.000                                    | UnitedHealth Group Incorporated            | NO                                  |    |
|            |                                 | 00000             | 16-1770779 |              |     |  | Endoscopy Associates of Valley Forge, LLC                     | PA                   | NIA                              | Physicians Endoscopy, L.L.C.                   | Ownership  | 50.000                                     | UnitedHealth Group Incorporated            | NO                                  |    |
|            |                                 | 00000             | 77-0317478 |              |     |  | Endoscopy Center Affiliates, Inc.                             | DE                   | NIA                              | National Surgery Centers, LLC                  | Ownership  | 100.000                                    | UnitedHealth Group Incorporated            | NO                                  |    |
| 0707       | UnitedHealth Group Incorporated | 89087             | 75-1617708 |              |     |  | Enterprise Life Insurance Company                             | TX                   | IA                               | Freedom Life Insurance Company of America      | Ownership  | 100.000                                    | UnitedHealth Group Incorporated            | NO                                  |    |
|            |                                 | 00000             |            |              |     |  | EP Campus I, LLC  | DE                   | NIA                              | UnitedHealthcare Insurance Company             | Ownership  | 100.000                                    | UnitedHealth Group Incorporated            | NO                                  |    |
|            |                                 | 00000             | 27-2767291 |              |     |  | EPIC Health Plan  | CA                   | NIA                              | EPIC Management Services, LLC                  | Ownership  | 100.000                                    | UnitedHealth Group Incorporated            | NO                                  |    |
|            |                                 | 00000             | 33-0654147 |              |     |  | EPIC Management Services, LLC                                 | DE                   | NIA                              | Collaborative Care Holdings, LLC               | Ownership  | 100.000                                    | UnitedHealth Group Incorporated            | NO                                  |    |
|            |                                 | 00000             | 20-4761361 |              |     |  | Episource LLC   | CA                   | NIA                              | OptumInsight, Inc.                             | Ownership  | 100.000                                    | UnitedHealth Group Incorporated            | NO                                  |    |
|            |                                 | 00000             | 81-0732646 |              |     |  | Equian Parent Corp.   | DE                   | NIA                              | OptumInsight, Inc.                             | Ownership  | 100.000                                    | UnitedHealth Group Incorporated            | NO                                  |    |
|            |                                 | 00000             | 27-0083277 |              |     |  | Equian, LLC   | IN                   | NIA                              | Equian Parent Corp.                            | Ownership  | 100.000                                    | UnitedHealth Group Incorporated            | NO                                  |    |
|            |                                 | 00000             | 81-4973066 |              |     |  | eRx Network Holdings, Inc.                                    | DE                   | NIA                              | Change Healthcare Solutions, LLC               | Ownership  | 100.000                                    | UnitedHealth Group Incorporated            | NO                                  |    |
|            |                                 | 00000             | 37-1838630 |              |     |  | eRx Network, LLC  | DE                   | NIA                              | eRx Network Holdings, Inc.                     | Ownership  | 100.000                                    | UnitedHealth Group Incorporated            | NO                                  |    |
|            |                                 | 00000             |            |              |     |  | Esho - Empresa de Serviços Hospitalares S.A.                  | BRA                  | NIA                              | Amil Assistência Médica Internacional S.A.     | Ownership  | 99.757                                     | UnitedHealth Group Incorporated            | NO                                  |    |
|            |                                 | 00000             | 83-2740282 |              |     |  | Eugene Center of Anxiety and Stress, LLC                      | OR                   | NIA                              | Physician(s) Owned                             | Influence  | 0.000                                      | UnitedHealth Group Incorporated            | NO                                  | 1  |
|            |                                 | 00000             | 90-0624377 |              |     |  | Eugene Therapy, LLC   | OR                   | NIA                              | Physician(s) Owned                             | Influence  | 0.000                                      | UnitedHealth Group Incorporated            | NO                                  | 1  |
|            |                                 | 00000             | 81-1070402 |              |     |  | Everett MSO, Inc.   | WA                   | NIA                              | OptumCare Holdings, LLC                        | Ownership  | 100.000                                    | UnitedHealth Group Incorporated            | NO                                  |    |
|            |                                 | 00000             | 81-1625636 |              |     |  | Everett Physicians, Inc. P.S.                                 | WA                   | NIA                              | Physician(s) Owned                             | Influence  | 0.000                                      | UnitedHealth Group Incorporated            | NO                                  | 1  |
|            |                                 | 00000             | 61-1752488 |              |     |  | Evolve, LLC   | WI                   | NIA                              | Refresh Evolve, LLC                            | Ownership  | 100.000                                    | UnitedHealth Group Incorporated            | NO                                  | 1  |
|            |                                 | 00000             | 77-0560460 |              |     |  | Excel MSO, LLC  | CA                   | NIA                              | OptumCare Management, LLC                      | Ownership  | 100.000                                    | UnitedHealth Group Incorporated            | NO                                  |    |
|            |                                 | 00000             | 20-0087132 |              |     |  | Excelsior Insurance Brokerage, Inc.                           | DE                   | NIA                              | HealthMarkets Insurance Agency, Inc.           | Ownership  | 100.000                                    | UnitedHealth Group Incorporated            | NO                                  |    |
|            |                                 | 00000             | 11-3669765 |              |     |  | Executive Health Resources, Inc.                              | PA                   | NIA                              | Optum360 Solutions, LLC                        | Ownership  | 100.000                                    | UnitedHealth Group Incorporated            | NO                                  |    |
|            |                                 | 00000             | 98-1259260 |              |     |  | Exploration for Mine Clearance LLC                            | IRQ                  | NIA                              | UnitedHealthcare Global Medical (UK) Limited   | Ownership  | 100.000                                    | UnitedHealth Group Incorporated            | NO                                  |    |
|            |                                 | 00000             |            |              |     |  | Eye Clinic Oftalmologia Clínico Cirúrgica e Diagnóstico Ltda. | BRA                  | NIA                              | Hospital Alvorada Taguatinga Ltda.             | Ownership  | 100.000                                    | UnitedHealth Group Incorporated            | NO                                  |    |
|            |                                 | 00000             | 27-0927202 |              |     |  | Eye Specialists Surgery Centers LLC                           | IN                   | NIA                              | SCA AHN JV Holdings, LLC                       | Ownership  | 51.000                                     | UnitedHealth Group Incorporated            | NO                                  |    |
|            |                                 | 00000             | 46-3765364 |              |     |  | Fairhaven Holdings, LLC                                       | TN                   | NIA                              | Refresh Mental Health, Inc.                    | Ownership  | 100.000                                    | UnitedHealth Group Incorporated            | NO                                  |    |
|            |                                 | 00000             | 83-0693501 |              |     |  | Fairhaven Real Estate, LLC                                    | TN                   | NIA                              | Refresh Mental Health, Inc.                    | Ownership  | 100.000                                    | UnitedHealth Group Incorporated            | NO                                  |    |
|            |                                 | 00000             |            |              |     |  | Family Counseling Associates of Salem Andover LLC             | NH                   | NIA                              | Physician(s) Owned                             | Influence  | 0.000                                      | UnitedHealth Group Incorporated            | NO                                  | 1  |
|            |                                 | 00000             | 88-0223385 |              |     |  | Family Health Care Services                                   | NV                   | NIA                              | Sierra Health Services, Inc.                   | Ownership  | 100.000                                    | UnitedHealth Group Incorporated            | NO                                  |    |
|            |                                 | 00000             | 88-0257036 |              |     |  | Family Home Hospice, Inc.                                     | NV                   | NIA                              | Sierra Health Services, Inc.                   | Ownership  | 100.000                                    | UnitedHealth Group Incorporated            | NO                                  |    |
|            |                                 | 00000             | 87-4007730 |              |     |  | Ferrell Physician Services, P.C.                              | NY                   | NIA                              | Physician(s) Owned                             | Influence  | 0.000                                      | UnitedHealth Group Incorporated            | NO                                  | 1  |
|            |                                 | 00000             | 82-2929226 |              |     |  | First Coast Orthopedic Center, LLC                            | FL                   | NIA                              | ASV-HOPCo-SCA Florida, LLC                     | Ownership  | 54.328                                     | UnitedHealth Group Incorporated            | NO                                  | 2  |
|            |                                 | 00000             | 85-2966587 |              |     |  | First Family Insurance, LLC                                   | DE                   | NIA                              | Golden Rule Financial Corporation              | Ownership  | 100.000                                    | UnitedHealth Group Incorporated            | NO                                  |    |
|            |                                 | 00000             | 47-2066485 |              |     |  | First Hill Surgery Center, LLC                                | WA                   | NIA                              | Physician(s) Owned                             | Influence  | 0.000                                      | UnitedHealth Group Incorporated            | NO                                  | 1  |
|            |                                 | 00000             | 23-2849332 |              |     |  | First Risk Advisors, Inc.                                     | PA                   | NIA                              | UHC Holdings, Inc.                             | Ownership  | 100.000                                    | UnitedHealth Group Incorporated            | NO                                  |    |
|            |                                 | 00000             | 51-0484581 |              |     |  | First Step Services, LLC                                      | NC                   | NIA                              | Physician(s) Owned                             | Influence  | 0.000                                      | UnitedHealth Group Incorporated            | NO                                  | 1  |
|            |                                 | 00000             | 86-0959327 |              |     |  | Flagstaff Family Physicians, PLLC                             | AZ                   | NIA                              | Physician United PLLC                          | Ownership  | 100.000                                    | UnitedHealth Group Incorporated            | NO                                  | 1  |

STATEMENT AS OF MARCH 31, 2023 OF THE UnitedHealthcare Plan of the River Valley, Inc.

**SCHEDULE Y**  
**PART 1A - DETAIL OF INSURANCE HOLDING COMPANY SYSTEM**

| 1          | 2                               | 3                 | 4          | 5            | 6   | 7  | 8   | 9                     | 10                                | 11   | 12   | 13   | 14   | 15                                   | 16 |
|------------|---------------------------------|-------------------|------------|--------------|-----|--|---|-----------------------|-----------------------------------|--|--|--|--|--------------------------------------|----|
| Group Code | Group Name                      | NAIC Company Code | ID Number  | Federal RSSD | CIK | Name of Securities Exchange if Publicly Traded (U.S. or International) | Names of Parent, Subsidiaries Or Affiliates             | Domi-ciliary Location | Relation-ship to Reporting Entity | Directly Controlled by (Name of Entity/Person)                 | Type of Control (Ownership, Board, Management, Attorney-in-Fact, Influence, Other) | If Control is Ownership Provide Percentage | Ultimate Controlling Entity(ies)/Person(s) | Is an SCA Filing Re-quired? (Yes/No) | *  |
|            |                                 | 00000             | 62-1551098 |              |     |  | Florence Surgery Center, L.P.                           | TN                    | NIA                               | SCA-Florence, LLC  | Ownership  | 15.000                                     | UnitedHealth Group Incorporated            | NO                                   | 2  |
|            |                                 | 00000             | 35-2456267 |              |     |  | FMG Holdings, LLC                                       | DE                    | NIA                               | UnitedHealth Group Incorporated                                | Ownership  | 98.704                                     | UnitedHealth Group Incorporated            | NO                                   |    |
|            |                                 | 00000             | 35-2456267 |              |     |  | FMG Holdings, LLC                                       | DE                    | NIA                               | Hygeia Corporation   | Ownership  | 1.296                                      | UnitedHealth Group Incorporated            | NO                                   |    |
|            |                                 | 00000             | 86-0908902 |              |     |  | For Health of Arizona, Inc.                             | AZ                    | NIA                               | For Health, Inc.   | Ownership  | 100.000                                    | UnitedHealth Group Incorporated            | NO                                   |    |
|            |                                 | 00000             | 33-0766617 |              |     |  | For Health, Inc.  | DE                    | NIA                               | Inspiris, Inc.   | Ownership  | 100.000                                    | UnitedHealth Group Incorporated            | NO                                   |    |
|            |                                 | 00000             | 77-0368346 |              |     |  | Fort Worth Endoscopy Centers, LLC                       | TX                    | NIA                               | Surgical Care Affiliates, LLC                                  | Influence  | 0.000                                      | UnitedHealth Group Incorporated            | NO                                   |    |
|            |                                 | 00000             | 86-0901608 |              |     |  | Foundation Surgery Affiliate General of                 |                       |                                   | Equian Parent Corp.  | Ownership  | 100.000                                    | UnitedHealth Group Incorporated            | NO                                   |    |
|            |                                 | 00000             | 20-4647560 |              |     |  | Huntingdon Valley, LLC                                  | OK                    | NIA                               | Virtua-SCA Holdings II, LLC                                    | Ownership  | 56.730                                     | UnitedHealth Group Incorporated            | NO                                   | 2  |
|            |                                 | 00000             | 68-0499459 |              |     |  | Foundation Surgery Affiliate of Huntingdon Valley, L.P. | OK                    | NIA                               | Foundation Surgery Affiliate General of Huntingdon Valley, LLC | Ownership  | 1.043                                      | UnitedHealth Group Incorporated            | NO                                   | 2  |
|            |                                 | 00000             | 68-0499459 |              |     |  | Foundation Surgery Affiliate of Huntingdon Valley, L.P. | OK                    | NIA                               | Virtua-SCA Holdings II, LLC                                    | Ownership  | 56.139                                     | UnitedHealth Group Incorporated            | NO                                   | 2  |
|            |                                 | 00000             | 20-3412606 |              |     |  | Franklin Surgical Center LLC                            | NJ                    | NIA                               | SCA-Franklin, LLC  | Ownership  | 54.327                                     | UnitedHealth Group Incorporated            | NO                                   |    |
|            |                                 | 00000             | 02-0348012 |              |     |  | Freedom Data Systems, Inc.                              | NH                    | NIA                               | eRx Network, LLC   | Ownership  | 100.000                                    | UnitedHealth Group Incorporated            | NO                                   |    |
| .0707      | UnitedHealth Group Incorporated | 62324             | 61-1096685 |              |     |  | Freedom Life Insurance Company of America               | TX                    | IA                                | USHEALTH Group, Inc.   | Ownership  | 100.000                                    | UnitedHealth Group Incorporated            | NO                                   |    |
|            |                                 | 00000             | 82-3453993 |              |     |  | Freeway Surgicenter of Houston, LLC                     | TX                    | NIA                               | SCA-Freeway Holdings, LLC                                      | Ownership  | 59.322                                     | UnitedHealth Group Incorporated            | NO                                   |    |
|            |                                 | 00000             | 45-1476594 |              |     |  | Frontier Healthcare Billing Services LLC                | NY                    | NIA                               | Physicians Endoscopy, L.L.C.                                   | Ownership  | 100.000                                    | UnitedHealth Group Incorporated            | NO                                   |    |
|            |                                 | 00000             | 27-4101347 |              |     |  | Frontier Healthcare Management Services, LLC            | NY                    | NIA                               | Physicians Endoscopy, L.L.C.                                   | Ownership  | 100.000                                    | UnitedHealth Group Incorporated            | NO                                   |    |
|            |                                 | 00000             | 98-1101521 |              |     |  | Frontier MEDEX Limited                                  | IRQ                   | NIA                               | UnitedHealthcare Global Medical (UK) Limited                   | Ownership  | 100.000                                    | UnitedHealth Group Incorporated            | NO                                   |    |
|            |                                 | 00000             | 98-1172769 |              |     |  | Frontier Medex Tanzania Limited                         | TZA                   | NIA                               | UnitedHealthcare Global Medical (UK) Limited                   | Ownership  | 99.000                                     | UnitedHealth Group Incorporated            | NO                                   |    |
|            |                                 | 00000             | 98-1147103 |              |     |  | FrontierMEDEX Kenya Limited                             | KEN                   | NIA                               | UnitedHealthcare Global Medical (UK) Limited                   | Ownership  | 99.900                                     | UnitedHealth Group Incorporated            | NO                                   |    |
|            |                                 | 00000             | 98-1147103 |              |     |  | FrontierMEDEX Kenya Limited                             | KEN                   | NIA                               | UnitedHealthcare International I B.V.                          | Ownership  | 0.100                                      | UnitedHealth Group Incorporated            | NO                                   |    |
|            |                                 | 00000             | 33-1219808 |              |     |  | FrontierMEDEX US, Inc.                                  | DE                    | NIA                               | UnitedHealth Group Incorporated                                | Ownership  | 75.387                                     | UnitedHealth Group Incorporated            | NO                                   |    |
|            |                                 | 00000             | 33-1219808 |              |     |  | FrontierMEDEX US, Inc.                                  | DE                    | NIA                               | FMG Holdings, LLC  | Ownership  | 24.613                                     | UnitedHealth Group Incorporated            | NO                                   |    |
|            |                                 | 00000             | 52-2230470 |              |     |  | FrontierMEDEX, Inc.                                     | IN                    | NIA                               | FrontierMEDEX US, Inc.   | Ownership  | 100.000                                    | UnitedHealth Group Incorporated            | NO                                   |    |
|            |                                 | 00000             | 63-0833765 |              |     |  | Fundación Barmédica                                     | CHL                   | NIA                               | Barmédica S.A.   | Ownership  | 100.000                                    | UnitedHealth Group Incorporated            | NO                                   |    |
|            |                                 | 00000             | 47-3851949 |              |     |  | Gadsden Surgery Center, LLC                             | DE                    | NIA                               | SC Affiliates, LLC   | Ownership  | 100.000                                    | UnitedHealth Group Incorporated            | NO                                   |    |
|            |                                 | 00000             | 27-0556097 |              |     |  | Genoa Healthcare LLC                                    | PA                    | NIA                               | Specialized Pharmaceuticals, Inc.                              | Ownership  | 100.000                                    | UnitedHealth Group Incorporated            | NO                                   |    |
|            |                                 | 00000             | 20-5009764 |              |     |  | Genoa Healthcare, Inc.                                  | DE                    | NIA                               | OptumRx Holdings, LLC  | Ownership  | 100.000                                    | UnitedHealth Group Incorporated            | NO                                   |    |
|            |                                 | 00000             | 45-3010132 |              |     |  | Genoa of Arkansas, LLC                                  | AR                    | NIA                               | Genoa Healthcare LLC   | Ownership  | 100.000                                    | UnitedHealth Group Incorporated            | NO                                   |    |
|            |                                 | 00000             | 81-4703295 |              |     |  | Genoa Telesychiatry, Inc.                               | DE                    | NIA                               | Genoa Healthcare LLC   | Ownership  | 100.000                                    | UnitedHealth Group Incorporated            | NO                                   |    |
|            |                                 | 00000             | 37-0920164 |              |     |  | Genoa, QoL Wholesale, LLC                               | DE                    | NIA                               | Genoa Healthcare LLC   | Ownership  | 100.000                                    | UnitedHealth Group Incorporated            | NO                                   |    |
|            |                                 | 00000             | 65-1025514 |              |     |  | gethealthinsurance.com Agency Inc.                      | IN                    | NIA                               | Golden Rule Financial Corporation                              | Ownership  | 100.000                                    | UnitedHealth Group Incorporated            | NO                                   |    |
|            |                                 | 00000             | 47-3495605 |              |     |  | Gladolius Surgery Center, L.L.C.                        | FL                    | NIA                               | SCA-Gladolius, LLC   | Ownership  | 50.789                                     | UnitedHealth Group Incorporated            | NO                                   |    |
|            |                                 | 00000             | 33-0595220 |              |     |  | GLBESC, LLC   | DE                    | NIA                               | Beach Surgical Holdings LLC                                    | Ownership  | 52.270                                     | UnitedHealth Group Incorporated            | NO                                   | 2  |
|            |                                 | 00000             | 62-1601450 |              |     |  | Glenwood Surgical Center, L.P.                          | CA                    | NIA                               | SCA-Glenwood Holdings, LLC                                     | Ownership  | 56.730                                     | UnitedHealth Group Incorporated            | NO                                   |    |
|            |                                 | 00000             | 27-3337336 |              |     |  | Glenwood Surgical Center, L.P.                          | CA                    | NIA                               | Glenwood-SC, Inc.  | Ownership  | 1.080                                      | UnitedHealth Group Incorporated            | NO                                   |    |
|            |                                 | 00000             | 27-3337336 |              |     |  | Glenwood-SC, Inc.                                       | TN                    | NIA                               | SC Affiliates, LLC   | Ownership  | 100.000                                    | UnitedHealth Group Incorporated            | NO                                   |    |
|            |                                 | 00000             | 20-3420886 |              |     |  | Global One Ventures, LLC                                | CA                    | NIA                               | SCA Global One Holdings, LLC                                   | Ownership  | 100.000                                    | UnitedHealth Group Incorporated            | NO                                   |    |
|            |                                 | 00000             | 37-0855360 |              |     |  | Global Traveler Organization (Cayman) SPC Limited       | CYM                   | NIA                               | PGH Global (Cayman) Limited                                    | Ownership  | 100.000                                    | UnitedHealth Group Incorporated            | NO                                   |    |
|            |                                 | 00000             | 37-6028756 | 3057283      |     |  | Golden Outlook, Inc.                                    | CA                    | NIA                               | Golden Rule Financial Corporation                              | Ownership  | 100.000                                    | UnitedHealth Group Incorporated            | NO                                   |    |
|            |                                 | 00000             | 37-6028756 | 3057283      |     |  | Golden Rule Financial Corporation                       | DE                    | NIA                               | UnitedHealth Group Incorporated                                | Ownership  | 100.000                                    | UnitedHealth Group Incorporated            | NO                                   |    |
| .0707      | UnitedHealth Group Incorporated | 62286             | 37-6028756 | 3057283      |     |  | Golden Rule Insurance Company                           | IN                    | IA                                | Golden Rule Financial Corporation                              | Ownership  | 100.000                                    | UnitedHealth Group Incorporated            | NO                                   |    |



STATEMENT AS OF MARCH 31, 2023 OF THE UnitedHealthcare Plan of the River Valley, Inc.

**SCHEDULE Y**  
**PART 1A - DETAIL OF INSURANCE HOLDING COMPANY SYSTEM**

| 1          | 2                               | 3                 | 4          | 5            | 6   | 7  | 8  | 9                    | 10                               | 11   | 12   | 13   | 14   | 15                                  | 16 |
|------------|---------------------------------|-------------------|------------|--------------|-----|--|--|----------------------|----------------------------------|--|--|--|--|-------------------------------------|----|
| Group Code | Group Name                      | NAIC Company Code | ID Number  | Federal RSSD | CIK | Name of Securities Exchange if Publicly Traded (U.S. or International) | Names of Parent, Subsidiaries Or Affiliates                        | Domiciliary Location | Relationship to Reporting Entity | Directly Controlled by (Name of Entity/Person)     | Type of Control (Ownership, Board, Management, Attorney-in-Fact, Influence, Other) | If Control is Ownership Provide Percentage | Ultimate Controlling Entity(ies)/Person(s) | Is an SCA Filing Required? (Yes/No) | *  |
|            |                                 | 00000             | 33-0529450 |              |     |  | Golden Triangle Surgicenter, L.P.                                  | CA                   | NIA                              | Surgery Centers-West Holdings, LLC                 | Ownership  | 56.000                                     | UnitedHealth Group Incorporated            | NO                                  |    |
|            |                                 | 00000             | 95-3969271 |              |     |  | Good Samaritan Medical Practice Association, Inc., A Medical Group | CA                   | NIA                              | HealthCare Partners Associates Medical Group, P.C. | Ownership  | 100.000                                    | UnitedHealth Group Incorporated            | NO                                  | 1  |
|            |                                 | 00000             | 93-1237063 |              |     |  | Grants Pass Surgery Center, LLC                                    | OR                   | NIA                              | SCA-Grants Pass, LLC                               | Ownership  | 51.000                                     | UnitedHealth Group Incorporated            | NO                                  |    |
|            |                                 | 00000             | 27-2337725 |              |     |  | Greater Phoenix Collaborative Care, P.C.                           | AZ                   | NIA                              | Physician(s) Owned                                 | Influence  | 0.000                                      | UnitedHealth Group Incorporated            | NO                                  | 1  |
|            |                                 | 00000             | 36-4053840 |              |     |  | Greensboro Specialty Surgery Center, LLC                           | NC                   | NIA                              | NSC Greensboro West, LLC                           | Ownership  | 50.100                                     | UnitedHealth Group Incorporated            | NO                                  | 2  |
|            |                                 | 00000             | 74-2411643 |              |     |  | Greenville Surgery Center, LLC                                     | TX                   | NIA                              | Surgical Care Affiliates, LLC                      | Influence  | 0.000                                      | UnitedHealth Group Incorporated            | NO                                  |    |
|            |                                 | 00000             | 85-3346468 |              |     |  | Greenway Surgical Suites, LLC                                      | MN                   | NIA                              | SCA Greenway Holdings, LLC                         | Ownership  | 52.766                                     | UnitedHealth Group Incorporated            | NO                                  | 2  |
|            |                                 | 00000             | 01-0619096 |              |     |  | Grove Place Surgery Center, L.L.C.                                 | FL                   | NIA                              | SC Affiliates, LLC                                 | Ownership  | 3.060                                      | UnitedHealth Group Incorporated            | NO                                  |    |
|            |                                 | 00000             | 01-0619096 |              |     |  | Grove Place Surgery Center, L.L.C.                                 | FL                   | NIA                              | SCA-Grove Place, LLC                               | Ownership  | 51.000                                     | UnitedHealth Group Incorporated            | NO                                  |    |
|            |                                 | 00000             | 47-3071064 |              |     |  | Guilford Surgery Center, LLC                                       | CT                   | NIA                              | SCA Guilford Holdings II, LLC                      | Ownership  | 49.000                                     | UnitedHealth Group Incorporated            | NO                                  | 2  |
|            |                                 | 00000             | 92-3292446 |              |     |  | Gunn Behavioral Holdco, P.C.                                       | CA                   | NIA                              | Physician(s) Owned                                 | Influence  | 0.000                                      | UnitedHealth Group Incorporated            | NO                                  | 1  |
|            |                                 | 00000             | 26-1227494 |              |     |  | H.I. Investments Holding Company, LLC                              | DE                   | NIA                              | Health Inventures, LLC                             | Ownership  | 100.000                                    | UnitedHealth Group Incorporated            | NO                                  |    |
|            |                                 | 00000             | 98-0213198 |              |     |  | H&W Indemnity (SPC), Ltd.  | CYM                  | NIA                              | UnitedHealth Group Incorporated                    | Ownership  | 100.000                                    | UnitedHealth Group Incorporated            | NO                                  |    |
| 0707       | UnitedHealth Group Incorporated | 79480             | 35-1279304 |              |     |  | Harken Health Insurance Company                                    | WI                   | IA                               | UnitedHealthcare, Inc.                             | Ownership  | 100.000                                    | UnitedHealth Group Incorporated            | NO                                  |    |
|            |                                 | 00000             | 26-3234725 |              |     |  | Harrison Endo Surgical Center, LLC                                 | NJ                   | NIA                              | Virtua-SCA Holdings, LLC                           | Ownership  | 55.000                                     | UnitedHealth Group Incorporated            | NO                                  | 2  |
|            |                                 | 00000             | 58-2065044 |              |     |  | Hawthorn Place Outpatient Surgery Center, L.P.                     | GA                   | NIA                              | SHC Hawthorn, Inc.                                 | Ownership  | 20.000                                     | UnitedHealth Group Incorporated            | NO                                  | 2  |
|            |                                 | 00000             | 85-2037257 |              |     |  | Hays JV Partners, LLC  | TX                   | NIA                              | SCA Hays Holdings, LLC                             | Ownership  | 31.373                                     | UnitedHealth Group Incorporated            | NO                                  | 2  |
|            |                                 | 00000             | 27-4579547 |              |     |  | Hays Surgery Center, LLC   | TX                   | NIA                              | Hays JV Partners, LLC                              | Ownership  | 51.000                                     | UnitedHealth Group Incorporated            | NO                                  |    |
|            |                                 | 00000             | 27-4579547 |              |     |  | Hays Surgery Center, LLC   | TX                   | NIA                              | SCA Hays Holdings, LLC                             | Ownership  | 9.000                                      | UnitedHealth Group Incorporated            | NO                                  |    |
|            |                                 | 00000             | 81-2378903 |              |     |  | HCAT Acquisition Inc.  | DE                   | NIA                              | WellMed Medical Management, Inc.                   | Ownership  | 100.000                                    | UnitedHealth Group Incorporated            | NO                                  |    |
|            |                                 | 00000             | 27-0549481 |              |     |  | hCentive, Inc.   | DE                   | NIA                              | Optum Government Solutions, Inc.                   | Ownership  | 100.000                                    | UnitedHealth Group Incorporated            | NO                                  |    |
|            |                                 | 00000             | 13-4143595 |              |     |  | HCI Acquisition Corp.  | NY                   | NIA                              | Change Healthcare Solutions, LLC                   | Ownership  | 100.000                                    | UnitedHealth Group Incorporated            | NO                                  |    |
|            |                                 | 00000             | 45-3007213 |              |     |  | HCP ACO California, LLC  | CA                   | NIA                              | OptumCare Management, LLC                          | Ownership  | 100.000                                    | UnitedHealth Group Incorporated            | NO                                  |    |
|            |                                 | 00000             | 33-0673883 |              |     |  | Health Care-ONE Insurance Agency, Inc.                             | CA                   | NIA                              | USHEALTH Advisors, LLC                             | Ownership  | 50.000                                     | UnitedHealth Group Incorporated            | NO                                  |    |
|            |                                 | 00000             | 20-5944768 |              |     |  | Health Inventures Employment Solutions, LLC                        | DE                   | NIA                              | Health Inventures, LLC                             | Ownership  | 100.000                                    | UnitedHealth Group Incorporated            | NO                                  |    |
|            |                                 | 00000             | 04-3723090 |              |     |  | Health Inventures, LLC   | DE                   | NIA                              | SC Affiliates, LLC                                 | Ownership  | 100.000                                    | UnitedHealth Group Incorporated            | NO                                  |    |
| 0707       | UnitedHealth Group Incorporated | 96342             | 88-0201035 |              |     |  | Health Plan of Nevada, Inc.  | NV                   | IA                               | Sierra Health Services, Inc.                       | Ownership  | 100.000                                    | UnitedHealth Group Incorporated            | NO                                  |    |
|            |                                 | 00000             | 75-2674367 |              |     |  | Healthcare Associates of Irving PLLC                               | TX                   | NIA                              | USMD Affiliated Services                           | Ownership  | 100.000                                    | UnitedHealth Group Incorporated            | NO                                  |    |
|            |                                 | 00000             | 81-0760425 |              |     |  | Healthcare Associates of Texas LLC                                 | DE                   | NIA                              | HCAT Acquisition Inc.                              | Ownership  | 100.000                                    | UnitedHealth Group Incorporated            | NO                                  |    |
|            |                                 | 00000             | 95-4526112 |              |     |  | HealthCare Partners Affiliates Medical Group                       | CA                   | NIA                              | HealthCare Partners Associates Medical Group, P.C. | Ownership  | 95.000                                     | UnitedHealth Group Incorporated            | NO                                  | 1  |
|            |                                 | 00000             | 26-4247365 |              |     |  | HealthCare Partners ASC-HB, LLC                                    | CA                   | NIA                              | Talbert Medical Group, P.C.                        | Ownership  | 100.000                                    | UnitedHealth Group Incorporated            | NO                                  | 1  |
|            |                                 | 00000             | 95-4628842 |              |     |  | HealthCare Partners ASC-LB, LLC                                    | CA                   | NIA                              | HealthCare Partners Associates Medical Group, P.C. | Ownership  | 1.000                                      | UnitedHealth Group Incorporated            | NO                                  |    |
|            |                                 | 00000             | 95-4628842 |              |     |  | HealthCare Partners ASC-LB, LLC                                    | CA                   | NIA                              | OptumCare Management, LLC                          | Ownership  | 99.000                                     | UnitedHealth Group Incorporated            | NO                                  |    |
|            |                                 | 00000             | 45-5273760 |              |     |  | HealthCare Partners Associates Medical Group, P.C.                 | CA                   | NIA                              | Physician(s) Owned                                 | Influence  | 0.000                                      | UnitedHealth Group Incorporated            | NO                                  | 1  |
|            |                                 | 00000             | 47-5274363 |              |     |  | HealthCare Partners Management Services                            | DE                   | NIA                              | OptumCare Management, LLC                          | Ownership  | 100.000                                    | UnitedHealth Group Incorporated            | NO                                  |    |
|            |                                 | 00000             | 95-4340584 |              |     |  | HealthCare Partners Medical Group, P.C.                            | CA                   | NIA                              | Physician(s) Owned                                 | Influence  | 0.000                                      | UnitedHealth Group Incorporated            | NO                                  | 1  |
|            |                                 | 00000             | 81-1080535 |              |     |  | HealthCare Partners RE, LLC  | DE                   | NIA                              | OptumCare Holdings, LLC                            | Ownership  | 100.000                                    | UnitedHealth Group Incorporated            | NO                                  |    |
|            |                                 | 00000             | 77-0693060 |              |     |  | Healthcare Solutions, Inc.   | DE                   | NIA                              | OptumRx Administrative Services, LLC               | Ownership  | 100.000                                    | UnitedHealth Group Incorporated            | NO                                  |    |
|            |                                 | 00000             | 20-3349887 |              |     |  | HealthEast Surgery Center-Maplewood, LLC                           | MN                   | NIA                              | H.I. Investments Holding Company, LLC              | Ownership  | 26.277                                     | UnitedHealth Group Incorporated            | NO                                  | 2  |
|            |                                 | 00000             |            |              |     |  | Healthgrades Marketplace, LLC                                      | DE                   | NIA                              | RVO Health, LLC                                    | Ownership  | 100.000                                    | UnitedHealth Group Incorporated            | NO                                  |    |
|            |                                 | 00000             |            |              |     |  | Healthline Group, LLC  | DE                   | NIA                              | RVO Health, LLC                                    | Ownership  | 100.000                                    | UnitedHealth Group Incorporated            | NO                                  |    |
|            |                                 | 00000             |            |              |     |  | Healthline Holdings, LLC   | DE                   | NIA                              | RVO Health, LLC                                    | Ownership  | 100.000                                    | UnitedHealth Group Incorporated            | NO                                  |    |
|            |                                 | 00000             | 47-2570595 |              |     |  | HealthMarkets Group, Inc.  | DE                   | NIA                              | HealthMarkets, LLC                                 | Ownership  | 100.000                                    | UnitedHealth Group Incorporated            | NO                                  |    |
|            |                                 | 00000             | 27-0277771 |              |     |  | HealthMarkets Insurance Agency, Inc.                               | DE                   | NIA                              | HealthMarkets Group, Inc.                          | Ownership  | 100.000                                    | UnitedHealth Group Incorporated            | NO                                  |    |

16.11

STATEMENT AS OF MARCH 31, 2023 OF THE UnitedHealthcare Plan of the River Valley, Inc.

**SCHEDULE Y**  
**PART 1A - DETAIL OF INSURANCE HOLDING COMPANY SYSTEM**

| 1          | 2                               | 3                 | 4          | 5            | 6   | 7  | 8   | 9                     | 10                                | 11   | 12   | 13   | 14   | 15                                   | 16 |
|------------|---------------------------------|-------------------|------------|--------------|-----|--|---|-----------------------|-----------------------------------|--|--|--|--|--------------------------------------|----|
| Group Code | Group Name                      | NAIC Company Code | ID Number  | Federal RSSD | CIK | Name of Securities Exchange if Publicly Traded (U.S. or International) | Names of Parent, Subsidiaries Or Affiliates | Domi-ciliary Location | Relation-ship to Reporting Entity | Directly Controlled by (Name of Entity/Person) | Type of Control (Ownership, Board, Management, Attorney-in-Fact, Influence, Other) | If Control is Ownership Provide Percentage | Ultimate Controlling Entity(ies)/Person(s) | Is an SCA Filing Re-quired? (Yes/No) | *  |
|            |                                 | 00000             | 46-1131431 |              |     |  | HealthMarkets Services, Inc.                | DE                    | NIA                               | HealthMarkets Group, Inc.                      | Ownership  | 100.000                                    | UnitedHealth Group Incorporated            | NO                                   |    |
|            |                                 | 00000             | 75-2044750 | 4346649      |     |  | HealthMarkets, Inc.                         | DE                    | NIA                               | Golden Rule Financial Corporation              | Ownership  | 100.000                                    | UnitedHealth Group Incorporated            | NO                                   |    |
|            |                                 | 00000             |            |              |     |  | HealthMarkets, LLC                          | DE                    | NIA                               | HealthMarkets, Inc.                            | Ownership  | 100.000                                    | UnitedHealth Group Incorporated            | NO                                   |    |
|            |                                 | 00000             | 45-2548158 |              |     |  | Healthplex Dental Services, Inc.            | FL                    | IA                                | Healthplex, Inc.                               | Ownership  | 100.000                                    | UnitedHealth Group Incorporated            | NO                                   |    |
|            |                                 | 00000             | 11-3554436 |              |     |  | Healthplex I.P.A., Inc.                     | NY                    | NIA                               | Healthplex, Inc.                               | Ownership  | 100.000                                    | UnitedHealth Group Incorporated            | NO                                   |    |
| .0707      | UnitedHealth Group Incorporated | 11172             | 11-3469326 |              |     |  | Healthplex Insurance Company                | NY                    | IA                                | Healthplex, Inc.                               | Ownership  | 100.000                                    | UnitedHealth Group Incorporated            | NO                                   |    |
|            |                                 | 00000             | 20-899255  |              |     |  | Healthplex of CT, Inc.                      | CT                    | NIA                               | Healthplex, Inc.                               | Ownership  | 100.000                                    | UnitedHealth Group Incorporated            | NO                                   |    |
| .0707      | UnitedHealth Group Incorporated | 12830             | 20-5343824 |              |     |  | Healthplex of NJ, Inc.                      | NJ                    | IA                                | Healthplex, Inc.                               | Ownership  | 100.000                                    | UnitedHealth Group Incorporated            | NO                                   |    |
|            |                                 | 00000             | 11-2714365 |              |     |  | Healthplex, Inc.                            | NY                    | NIA                               | Marlin Holding Company LLC                     | Ownership  | 100.000                                    | UnitedHealth Group Incorporated            | NO                                   |    |
|            |                                 | 00000             | 71-0847266 |              |     |  | HealthSCOPE Benefits, Inc.                  | DE                    | NIA                               | HealthSCOPE Holdings, Inc.                     | Ownership  | 100.000                                    | UnitedHealth Group Incorporated            | NO                                   |    |
|            |                                 | 00000             | 47-1409110 |              |     |  | HealthSCOPE Holdings, Inc.                  | DE                    | NIA                               | UMR, Inc.                                      | Ownership  | 100.000                                    | UnitedHealth Group Incorporated            | NO                                   |    |
|            |                                 | 00000             | 36-4099199 |              |     |  | HealthSmart Benefit Solutions, Inc.         | IL                    | NIA                               | HealthSmart Benefits Management, LLC           | Ownership  | 100.000                                    | UnitedHealth Group Incorporated            | NO                                   |    |
|            |                                 | 00000             | 27-1300475 |              |     |  | HealthSmart Benefits Management, LLC        | TX                    | NIA                               | United HealthCare Services, Inc.               | Ownership  | 100.000                                    | UnitedHealth Group Incorporated            | NO                                   |    |
|            |                                 | 00000             | 75-2960859 |              |     |  | HealthSmart Care Management Solutions, L.P. | TX                    | NIA                               | HealthSmart Benefits Management, LLC           | Ownership  | 1.000                                      | UnitedHealth Group Incorporated            | NO                                   |    |
|            |                                 | 00000             | 75-2960859 |              |     |  | HealthSmart Care Management Solutions, L.P. | TX                    | NIA                               | Parker LP, LLC                                 | Ownership  | 99.000                                     | UnitedHealth Group Incorporated            | NO                                   |    |
|            |                                 | 00000             | 75-2727437 |              |     |  | HealthSmart Information Systems, Inc.       | TX                    | NIA                               | HealthSmart Preferred Network II, Inc.         | Ownership  | 100.000                                    | UnitedHealth Group Incorporated            | NO                                   |    |
|            |                                 | 00000             | 75-2508316 |              |     |  | HealthSmart Preferred Care II, L.P.         | TX                    | NIA                               | Parker LP, LLC                                 | Ownership  | 99.000                                     | UnitedHealth Group Incorporated            | NO                                   |    |
|            |                                 | 00000             | 75-2508316 |              |     |  | HealthSmart Preferred Care II, L.P.         | TX                    | NIA                               | HealthSmart Benefits Management, LLC           | Ownership  | 1.000                                      | UnitedHealth Group Incorporated            | NO                                   |    |
|            |                                 | 00000             | 06-1621470 |              |     |  | HealthSmart Preferred Network II, Inc.      | DE                    | NIA                               | HealthSCOPE Benefits Management, LLC           | Ownership  | 100.000                                    | UnitedHealth Group Incorporated            | NO                                   |    |
|            |                                 | 00000             | 20-3394046 |              |     |  | HealthSmart Primary Care Clinics, LP        | TX                    | NIA                               | Parker LP, LLC                                 | Ownership  | 99.000                                     | UnitedHealth Group Incorporated            | NO                                   |    |
|            |                                 | 00000             | 20-3394046 |              |     |  | HealthSmart Primary Care Clinics, LP        | TX                    | NIA                               | HealthSmart Benefits Management, LLC           | Ownership  | 1.000                                      | UnitedHealth Group Incorporated            | NO                                   |    |
|            |                                 | 00000             | 34-1635597 |              |     |  | HealthSmart Rx Solutions, Inc.              | OH                    | NIA                               | HealthSCOPE Preferred Network II, Inc.         | Ownership  | 100.000                                    | UnitedHealth Group Incorporated            | NO                                   |    |
|            |                                 | 00000             | 83-2722254 |              |     |  | Heartland Heart and Vascular, LLC           | DE                    | NIA                               | SCA Heartland Holdings, LLC                    | Ownership  | 99.000                                     | UnitedHealth Group Incorporated            | NO                                   |    |
|            |                                 | 00000             | 83-2722254 |              |     |  | Heartland Heart and Vascular, LLC           | DE                    | NIA                               | Endoscopy Center Affiliates, Inc.              | Ownership  | 1.000                                      | UnitedHealth Group Incorporated            | NO                                   |    |
|            |                                 | 00000             |            |              |     |  | Help Seguros de Vida S.A.                   | CHL                   | NIA                               | Banmédica Internacional SpA                    | Ownership  | 0.000                                      | UnitedHealth Group Incorporated            | NO                                   |    |
|            |                                 | 00000             |            |              |     |  | Help Seguros de Vida S.A.                   | CHL                   | NIA                               | Banmédica S.A.                                 | Ownership  | 100.000                                    | UnitedHealth Group Incorporated            | NO                                   |    |
|            |                                 | 00000             |            |              |     |  | Help Service S.A.                           | CHL                   | NIA                               | Banmédica S.A.                                 | Ownership  | 100.000                                    | UnitedHealth Group Incorporated            | NO                                   |    |
|            |                                 | 00000             |            |              |     |  | Help Service S.A.                           | CHL                   | NIA                               | Saden S.A.                                     | Ownership  | 0.000                                      | UnitedHealth Group Incorporated            | NO                                   |    |
|            |                                 | 00000             | 98-1443161 |              |     |  | Help SpA                                    | CHL                   | NIA                               | Banmédica S.A.                                 | Ownership  | 100.000                                    | UnitedHealth Group Incorporated            | NO                                   |    |
|            |                                 | 00000             | 98-1443161 |              |     |  | Help SpA                                    | CHL                   | NIA                               | Saden S.A.                                     | Ownership  | 0.000                                      | UnitedHealth Group Incorporated            | NO                                   |    |
|            |                                 | 00000             | 80-0020865 |              |     |  | Heron Ridge Assoc., P.L.C.                  | MI                    | NIA                               | Physician(s) Owned                             | Influence  | 0.000                                      | UnitedHealth Group Incorporated            | NO                                   | 1  |
|            |                                 | 00000             | 46-5291602 |              |     |  | HFHS-SCA Holdings, LLC                      | MI                    | NIA                               | SC Affiliates, LLC                             | Ownership  | 49.000                                     | UnitedHealth Group Incorporated            | NO                                   | 2  |
|            |                                 | 00000             | 84-1472832 |              |     |  | Highlands Ranch Healthcare, LLC             | CO                    | NIA                               | Urgent Care MSO, LLC                           | Ownership  | 100.000                                    | UnitedHealth Group Incorporated            | NO                                   |    |
|            |                                 | 00000             | 98-1452260 |              |     |  | Home Medical S.A.                           | CHL                   | NIA                               | Saden S.A.                                     | Ownership  | 0.002                                      | UnitedHealth Group Incorporated            | NO                                   |    |
|            |                                 | 00000             | 98-1452260 |              |     |  | Home Medical S.A.                           | CHL                   | NIA                               | Help SpA                                       | Ownership  | 99.998                                     | UnitedHealth Group Incorporated            | NO                                   |    |
|            |                                 | 00000             | 81-0884465 |              |     |  | Homecare Dimensions of Florida, Inc.        | TX                    | NIA                               | WellMed Networks, Inc.                         | Ownership  | 100.000                                    | UnitedHealth Group Incorporated            | NO                                   | 1  |
|            |                                 | 00000             | 74-2758644 |              |     |  | Homecare Dimensions, Inc.                   | TX                    | NIA                               | WellMed Networks, Inc.                         | Ownership  | 100.000                                    | UnitedHealth Group Incorporated            | NO                                   | 1  |
|            |                                 | 00000             |            |              |     |  | Honodav SpA                                 | CHL                   | NIA                               | Clínica Dávila y Servicios Médicos S.p.A.      | Ownership  | 99.000                                     | UnitedHealth Group Incorporated            | NO                                   |    |
|            |                                 | 00000             |            |              |     |  | Honodav SpA                                 | CHL                   | NIA                               | Servicios Integrados de Salud Ltda.            | Ownership  | 1.000                                      | UnitedHealth Group Incorporated            | NO                                   |    |
|            |                                 | 00000             | 98-1286038 |              |     |  | Hospitais Associados de Pernambuco Ltda.    | BRA                   | NIA                               | Hospital Alvorada Taguatinga Ltda.             | Ownership  | 0.000                                      | UnitedHealth Group Incorporated            | NO                                   |    |
|            |                                 | 00000             | 98-1286038 |              |     |  | Hospitais Associados de Pernambuco Ltda.    | BRA                   | NIA                               | Esho - Empresa de Serviços Hospitalares S.A.   | Ownership  | 100.000                                    | UnitedHealth Group Incorporated            | NO                                   |    |
|            |                                 | 00000             |            |              |     |  | Hospital Alvorada Taguatinga Ltda.          | BRA                   | NIA                               | Esho - Empresa de Serviços Hospitalares S.A.   | Ownership  | 6.972                                      | UnitedHealth Group Incorporated            | NO                                   |    |
|            |                                 | 00000             |            |              |     |  | Hospital Alvorada Taguatinga Ltda.          | BRA                   | NIA                               | Amil Assistência Médica Internacional S.A.     | Ownership  | 86.621                                     | UnitedHealth Group Incorporated            | NO                                   |    |
|            |                                 | 00000             |            |              |     |  | Hospital Alvorada Taguatinga Ltda.          | BRA                   | NIA                               | Bosque Medical Center Ltda.                    | Ownership  | 6.406                                      | UnitedHealth Group Incorporated            | NO                                   |    |
|            |                                 | 00000             | 98-1389272 |              |     |  | Hospital Ana Costa S.A.                     | BRA                   | NIA                               | Hospital Alvorada Taguatinga Ltda.             | Ownership  | 21.687                                     | UnitedHealth Group Incorporated            | NO                                   |    |

STATEMENT AS OF MARCH 31, 2023 OF THE UnitedHealthcare Plan of the River Valley, Inc.

**SCHEDULE Y**  
**PART 1A - DETAIL OF INSURANCE HOLDING COMPANY SYSTEM**

| 1          | 2                               | 3                 | 4          | 5            | 6   | 7  | 8   | 9                     | 10                                | 11  | 12   | 13   | 14   | 15                                   | 16 |
|------------|---------------------------------|-------------------|------------|--------------|-----|--|---|-----------------------|-----------------------------------|---|--|--|--|--------------------------------------|----|
| Group Code | Group Name                      | NAIC Company Code | ID Number  | Federal RSSD | CIK | Name of Securities Exchange if Publicly Traded (U.S. or International) | Names of Parent, Subsidiaries Or Affiliates     | Domi-ciliary Location | Relation-ship to Reporting Entity | Directly Controlled by (Name of Entity/Person)          | Type of Control (Ownership, Board, Management, Attorney-in-Fact, Influence, Other) | If Control is Ownership Provide Percentage | Ultimate Controlling Entity(ies)/Person(s) | Is an SCA Filing Re-quired? (Yes/No) | *  |
|            |                                 | 00000             | 98-1389272 |              |     |  | Hospital Ana Costa S.A.                         | .BRA                  | ..NIA                             | Piano de Saúde Ana Costa Ltda.                          | Ownership  | 78.302                                     | UnitedHealth Group Incorporated            | ..NO                                 |    |
|            |                                 | 00000             | 98-1310065 |              |     |  | Hospital de Clínicas de Jacarepaguá Ltda.       | .BRA                  | ..NIA                             | Esho - Empresa de Serviços Hospitalares S.A.            | Ownership  | 100.000                                    | UnitedHealth Group Incorporated            | ..NO                                 |    |
|            |                                 | 00000             | 98-1310065 |              |     |  | Hospital de Clínicas de Jacarepaguá Ltda.       | .BRA                  | ..NIA                             | Cemed Care - Empresa de Atendimento Clínico Geral Ltda. | Ownership  | 0.000                                      | UnitedHealth Group Incorporated            | ..NO                                 |    |
|            |                                 | 00000             | 98-1332673 |              |     |  | Hospital Santa Helena S.A.                      | .BRA                  | ..NIA                             | Elual Participações S.A.                                | Ownership  | 4.772                                      | UnitedHealth Group Incorporated            | ..NO                                 |    |
|            |                                 | 00000             | 98-1332673 |              |     |  | Hospital Santa Helena S.A.                      | .BRA                  | ..NIA                             | Esho - Empresa de Serviços Hospitalares S.A.            | Ownership  | 95.228                                     | UnitedHealth Group Incorporated            | ..NO                                 |    |
|            |                                 | 00000             | 26-2912304 |              |     |  | Humedica, Inc.                                  | .DE                   | ..NIA                             | United HealthCare Services, Inc.                        | Ownership  | 100.000                                    | UnitedHealth Group Incorporated            | ..NO                                 |    |
|            |                                 | 00000             | 36-4331825 |              |     |  | Hygeia Corporation                              | .DE                   | ..NIA                             | UnitedHealth International, Inc.                        | Ownership  | 100.000                                    | UnitedHealth Group Incorporated            | ..NO                                 |    |
|            |                                 | 00000             | 98-1106075 |              |     |  | Hygeia Corporation (Ontario)                    | .CAN                  | ..NIA                             | FrontierMEDX US, Inc.                                   | Ownership  | 100.000                                    | UnitedHealth Group Incorporated            | ..NO                                 |    |
|            |                                 | 00000             | 84-4865867 |              |     |  | IHD Holdings, LLC                               | .DE                   | ..NIA                             | naviHealth, Inc.  | Ownership  | 100.000                                    | UnitedHealth Group Incorporated            | ..NO                                 |    |
|            |                                 | 00000             | 82-1341098 |              |     |  | Illinois Independent Care Network, LLC          | .DE                   | ..NIA                             | Surgical Care Affiliates, LLC                           | Ownership  | 100.000                                    | UnitedHealth Group Incorporated            | ..NO                                 |    |
|            |                                 | 00000             | 20-4351923 |              |     |  | Impel Consulting Experts, L.L.C.                | .TX                   | ..NIA                             | Impel Management Services, L.L.C.                       | Ownership  | 100.000                                    | UnitedHealth Group Incorporated            | ..NO                                 |    |
|            |                                 | 00000             | 75-2574317 |              |     |  | Impel Management Services, L.L.C.               | .TX                   | ..NIA                             | USMD Holdings, Inc.                                     | Ownership  | 100.000                                    | UnitedHealth Group Incorporated            | ..NO                                 |    |
|            |                                 | 00000             | 27-3296953 |              |     |  | IN Style OPTICAL, LLC                           | .MA                   | ..NIA                             | Reliant Medical Group, Inc.                             | Ownership  | 100.000                                    | UnitedHealth Group Incorporated            | ..NO                                 | 1  |
|            |                                 | 00000             | 45-4132005 |              |     |  | Indiana Care Organization, LLC                  | .IN                   | ..NIA                             | AHN Target Holdings, LLC                                | Ownership  | 100.000                                    | UnitedHealth Group Incorporated            | ..NO                                 |    |
|            |                                 | 00000             | 33-0618077 |              |     |  | Inland Faculty Medical Group, Inc.              | .CA                   | ..NIA                             | NAMM Medical Group Holdings, Inc.                       | Ownership  | 100.000                                    | UnitedHealth Group Incorporated            | ..NO                                 | 1  |
|            |                                 | 00000             | 33-0018673 |              |     |  | Inland Surgery Center, L.P.                     | .CA                   | ..NIA                             | SC Affiliates, LLC                                      | Ownership  | 6.156                                      | UnitedHealth Group Incorporated            | ..NO                                 |    |
|            |                                 | 00000             | 33-0018673 |              |     |  | Inland Surgery Center, L.P.                     | .CA                   | ..NIA                             | Redlands Ambulatory Surgery Center                      | Ownership  | 51.000                                     | UnitedHealth Group Incorporated            | ..NO                                 |    |
|            |                                 | 00000             |            |              |     |  | Imobiliária Apoquindo 3001 S.A.                 | .CHL                  | ..NIA                             | Imobiliária Apoquindo S.A.                              | Ownership  | 99.999                                     | UnitedHealth Group Incorporated            | ..NO                                 |    |
|            |                                 | 00000             |            |              |     |  | Imobiliária Apoquindo 3001 S.A.                 | .CHL                  | ..NIA                             | Cobranzas Banmédica SpA                                 | Ownership  | 0.001                                      | UnitedHealth Group Incorporated            | ..NO                                 |    |
|            |                                 | 00000             | 98-1458683 |              |     |  | Imobiliária Apoquindo 3600 Ltda.                | .CHL                  | ..NIA                             | Imobiliária Apoquindo 3001 S.A.                         | Ownership  | 0.300                                      | UnitedHealth Group Incorporated            | ..NO                                 |    |
|            |                                 | 00000             | 98-1458683 |              |     |  | Imobiliária Apoquindo 3600 Ltda.                | .CHL                  | ..NIA                             | Banmédica S.A.  | Ownership  | 99.700                                     | UnitedHealth Group Incorporated            | ..NO                                 |    |
|            |                                 | 00000             | 98-1443174 |              |     |  | Imobiliária Apoquindo S.A.                      | .CHL                  | ..NIA                             | Saden S.A.  | Ownership  | 0.000                                      | UnitedHealth Group Incorporated            | ..NO                                 |    |
|            |                                 | 00000             | 98-1443174 |              |     |  | Imobiliária Apoquindo S.A.                      | .CHL                  | ..NIA                             | Banmédica S.A.  | Ownership  | 100.000                                    | UnitedHealth Group Incorporated            | ..NO                                 |    |
|            |                                 | 00000             | 98-1458682 |              |     |  | Imobiliária Clínica Santa María S.A.            | .CHL                  | ..NIA                             | Banmédica S.A.  | Ownership  | 99.510                                     | UnitedHealth Group Incorporated            | ..NO                                 |    |
|            |                                 | 00000             | 98-1454653 |              |     |  | Imobiliária e Inversiones Alameda S.A.          | .CHL                  | ..NIA                             | Banmédica S.A.  | Ownership  | 99.980                                     | UnitedHealth Group Incorporated            | ..NO                                 |    |
|            |                                 | 00000             | 98-1454653 |              |     |  | Imobiliária e Inversiones Alameda S.A.          | .CHL                  | ..NIA                             | Saden S.A.  | Ownership  | 0.020                                      | UnitedHealth Group Incorporated            | ..NO                                 |    |
|            |                                 | 00000             |            |              |     |  | Imobiliária e Inversiones Nueva Apoquindo SpA   | .CHL                  | ..NIA                             | Banmédica S.A.  | Ownership  | 100.000                                    | UnitedHealth Group Incorporated            | ..NO                                 |    |
|            |                                 | 00000             | 98-1460922 |              |     |  | Imobiliária Viñamed Ltda.                       | .CHL                  | ..NIA                             | Administradora Médica Centromed S.A.                    | Ownership  | 99.900                                     | UnitedHealth Group Incorporated            | ..NO                                 |    |
|            |                                 | 00000             | 47-5640889 |              |     |  | INOVB Surgical at Memorial City, LLC            | .TX                   | ..NIA                             | Memorial City Partners, LLC                             | Ownership  | 100.000                                    | UnitedHealth Group Incorporated            | ..NO                                 |    |
|            |                                 | 00000             | 88-0482274 |              |     |  | inPharmative, Inc.                              | .NV                   | ..NIA                             | OptumRx Health Solutions, LLC                           | Ownership  | 100.000                                    | UnitedHealth Group Incorporated            | ..NO                                 |    |
|            |                                 | 00000             | 45-2563134 |              |     |  | Inspiris Medical Services of New Jersey, P.C.   | .NJ                   | ..NIA                             | Physician(s) Owned                                      | Influence  | 0.000                                      | UnitedHealth Group Incorporated            | ..NO                                 | 1  |
|            |                                 | 00000             | 27-1561674 |              |     |  | INSPIRIS of Michigan Medical Services, P.C.     | .MI                   | ..NIA                             | Physician(s) Owned                                      | Influence  | 0.000                                      | UnitedHealth Group Incorporated            | ..NO                                 | 1  |
|            |                                 | 00000             | 13-4168739 |              |     |  | INSPIRIS of New York Medical Services, P.C.     | .NY                   | ..NIA                             | Physician(s) Owned                                      | Influence  | 0.000                                      | UnitedHealth Group Incorporated            | ..NO                                 | 1  |
|            |                                 | 00000             | 26-2895670 |              |     |  | INSPIRIS of Pennsylvania Medical Services, P.C. | .PA                   | ..NIA                             | Physician(s) Owned                                      | Influence  | 0.000                                      | UnitedHealth Group Incorporated            | ..NO                                 | 1  |
|            |                                 | 00000             | 26-2885572 |              |     |  | INSPIRIS of Texas Physician Group               | .TX                   | ..NIA                             | Optum Care Services Company                             | Ownership  | 100.000                                    | UnitedHealth Group Incorporated            | ..NO                                 |    |
|            |                                 | 00000             | 33-0766366 |              |     |  | Inspiris, Inc.                                  | .DE                   | ..NIA                             | Collaborative Care Holdings, LLC                        | Ownership  | 100.000                                    | UnitedHealth Group Incorporated            | ..NO                                 |    |
|            |                                 | 00000             |            |              |     |  | Instituto Radium de Campinas Ltda               | .BRA                  | ..NIA                             | Esho - Empresa de Serviços Hospitalares S.A.            | Ownership  | 0.000                                      | UnitedHealth Group Incorporated            | ..NO                                 |    |
|            |                                 | 00000             |            |              |     |  | Instituto Radium de Campinas Ltda               | .BRA                  | ..NIA                             | COI - Clínicas Oncológicas Integradas S.A.              | Ownership  | 100.000                                    | UnitedHealth Group Incorporated            | ..NO                                 |    |
|            |                                 | 00000             | 27-2557480 |              |     |  | Integrated Behavioral Health, LLC               | .LA                   | ..NIA                             | Refresh Mental Health, Inc.                             | Ownership  | 100.000                                    | UnitedHealth Group Incorporated            | ..NO                                 |    |
|            |                                 | 00000             | 95-0856292 |              |     |  | Inter-Hospital Physicians Association, Inc.     | .OR                   | ..NIA                             | Optum Oregon MSO, LLC                                   | Ownership  | 100.000                                    | UnitedHealth Group Incorporated            | ..NO                                 |    |
| .0707      | UnitedHealth Group Incorporated | 11173             | 22-2321226 |              |     |  | International Healthcare Services, Inc.         | .NJ                   | ..IA                              | Healthplex, Inc.  | Ownership  | 100.000                                    | UnitedHealth Group Incorporated            | ..NO                                 |    |
|            |                                 | 00000             |            |              |     |  | Inverclinco S.A.S.                              | .COL                  | ..NIA                             | CDC Holdings Colombia S.A.S.                            | Ownership  | 50.000                                     | UnitedHealth Group Incorporated            | ..NO                                 |    |

STATEMENT AS OF MARCH 31, 2023 OF THE UnitedHealthcare Plan of the River Valley, Inc.

**SCHEDULE Y**  
**PART 1A - DETAIL OF INSURANCE HOLDING COMPANY SYSTEM**

| 1          | 2                               | 3                 | 4          | 5            | 6   | 7  | 8  | 9                    | 10                               | 11   | 12   | 13   | 14   | 15                                  | 16 |
|------------|---------------------------------|-------------------|------------|--------------|-----|--|--|----------------------|----------------------------------|--|--|--|--|-------------------------------------|----|
| Group Code | Group Name                      | NAIC Company Code | ID Number  | Federal RSSD | CIK | Name of Securities Exchange if Publicly Traded (U.S. or International) | Names of Parent, Subsidiaries Or Affiliates  | Domiciliary Location | Relationship to Reporting Entity | Directly Controlled by (Name of Entity/Person) | Type of Control (Ownership, Board, Management, Attorney-in-Fact, Influence, Other) | If Control is Ownership Provide Percentage | Ultimate Controlling Entity(ies)/Person(s) | Is an SCA Filing Required? (Yes/No) | *  |
|            |                                 | 00000             |            |              |     |  | Inverclinco S.A.S.                           | .COL                 | NIA                              | Banmédica Internacional SpA                    | Ownership  | 50.000                                     | UnitedHealth Group Incorporated            | NO                                  |    |
|            |                                 | 00000             | 98-1452273 |              |     |  | Inversiones Clínicas Santa María SpA         | .CHL                 | NIA                              | Banmédica S.A.                                 | Ownership  | 100.000                                    | UnitedHealth Group Incorporated            | NO                                  |    |
|            |                                 | 00000             | 98-1448096 |              |     |  | Isapre Banmédica S.A.                        | .CHL                 | NIA                              | Clínica Dávila y Servicios Médicos S.p.A.      | Ownership  | 0.000                                      | UnitedHealth Group Incorporated            | NO                                  |    |
|            |                                 | 00000             | 98-1448096 |              |     |  | Isapre Banmédica S.A.                        | .CHL                 | NIA                              | Banmédica S.A.                                 | Ownership  | 100.000                                    | UnitedHealth Group Incorporated            | NO                                  |    |
|            |                                 | 00000             | 20-5337793 |              |     |  | Johnston Surgicare, L.P.                     | .RI                  | NIA                              | Surgery Center Holding, LLC                    | Ownership  | 1.000                                      | UnitedHealth Group Incorporated            | NO                                  |    |
|            |                                 | 00000             | 74-2544709 |              |     |  | Joliet Surgery Center Limited Partnership    | .IL                  | NIA                              | Surgicare of Joliet, Inc.                      | Ownership  | 27.143                                     | UnitedHealth Group Incorporated            | NO                                  | 2  |
|            |                                 | 00000             | 26-3013277 |              |     |  | Jonathan E. Goldberg, Ph.D., Inc.            | .MA                  | NIA                              | Physician(s) Owned                             | Influence  | 0.000                                      | UnitedHealth Group Incorporated            | NO                                  | 1  |
|            |                                 | 00000             | 68-0624157 |              |     |  | Jordan Ridge Family Medicine, LLC            | .DE                  | NIA                              | Collaborative Care Services, Inc.              | Ownership  | 100.000                                    | UnitedHealth Group Incorporated            | NO                                  |    |
|            |                                 | 00000             | 46-4755857 |              |     |  | Joyable, Inc.                                | .DE                  | NIA                              | AbleTo, Inc.                                   | Ownership  | 100.000                                    | UnitedHealth Group Incorporated            | NO                                  |    |
|            |                                 | 00000             | 26-3478896 |              |     |  | Joyce Marter & Associates, P.C.              | .IL                  | NIA                              | Physician(s) Owned                             | Influence  | 0.000                                      | UnitedHealth Group Incorporated            | NO                                  | 1  |
|            |                                 | 00000             | 83-2306992 |              |     |  | JPM Healthcare LLC                           | .DE                  | NIA                              | SCA-JPM Holdings, LLC                          | Ownership  | 51.000                                     | UnitedHealth Group Incorporated            | NO                                  |    |
|            |                                 | 00000             | 30-0089259 |              |     |  | K.P. Counseling, Ltd.                        | .IL                  | NIA                              | Physician(s) Owned                             | Influence  | 0.000                                      | UnitedHealth Group Incorporated            | NO                                  | 1  |
|            |                                 | 00000             | 76-0386391 |              |     |  | Kelsey-Seybold Medical Group, PLLC           | .TX                  | NIA                              | Physician(s) Owned                             | Influence  | 0.000                                      | UnitedHealth Group Incorporated            | NO                                  | 1  |
| .0707      | UnitedHealth Group Incorporated | 16541             | 83-2701907 |              |     |  | KelseyCare Administrators LLC                | .TX                  | IA                               | KS Management Services, L.L.C.                 | Ownership  | 100.000                                    | UnitedHealth Group Incorporated            | NO                                  |    |
|            |                                 | 00000             | 86-2407758 |              |     |  | Kokomo Outpatient Surgery Center, LLC        | .IN                  | NIA                              | SC Affiliates, LLC                             | Ownership  | 100.000                                    | UnitedHealth Group Incorporated            | NO                                  |    |
|            |                                 | 00000             | 76-0602862 |              |     |  | KS Management Services, L.L.C.               | .TX                  | NIA                              | KSMS Intermediate Holdings II, LLC             | Ownership  | 100.000                                    | UnitedHealth Group Incorporated            | NO                                  |    |
|            |                                 | 00000             | 84-2355006 |              |     |  | KS Pharm, LLC                                | .TX                  | NIA                              | Kelsey-Seybold Medical Group, PLLC             | Ownership  | 100.000                                    | UnitedHealth Group Incorporated            | NO                                  | 1  |
| .0707      | UnitedHealth Group Incorporated | 12827             | 20-5602615 |              |     |  | KS Plan Administrators, LLC                  | .TX                  | IA                               | KS Management Services, L.L.C.                 | Ownership  | 100.000                                    | UnitedHealth Group Incorporated            | NO                                  |    |
|            |                                 | 00000             | 84-2241460 |              |     |  | KS SC, LLC                                   | .TX                  | NIA                              | Kelsey-Seybold Medical Group, PLLC             | Ownership  | 100.000                                    | UnitedHealth Group Incorporated            | NO                                  | 1  |
|            |                                 | 00000             | 84-2590138 |              |     |  | KSMS Holdings, LLC                           | .TX                  | NIA                              | Transformer TX Holdings, LLC                   | Ownership  | 100.000                                    | UnitedHealth Group Incorporated            | NO                                  |    |
|            |                                 | 00000             | 84-2598581 |              |     |  | KSMS Intermediate Holdings I, LLC            | .TX                  | NIA                              | KSMS Holdings, LLC                             | Ownership  | 100.000                                    | UnitedHealth Group Incorporated            | NO                                  |    |
|            |                                 | 00000             | 84-2646230 |              |     |  | KSMS Intermediate Holdings II, LLC           | .TX                  | NIA                              | KSMS Intermediate Holdings I, LLC              | Ownership  | 100.000                                    | UnitedHealth Group Incorporated            | NO                                  |    |
|            |                                 | 00000             |            |              |     |  | La Esperanza del Perú S.A.                   | .PER                 | NIA                              | Pacifico S.A. Entidad Prestadora de Salud      | Ownership  | 100.000                                    | UnitedHealth Group Incorporated            | NO                                  |    |
|            |                                 | 00000             | 98-1456202 |              |     |  | Laboratorio ROE S.A.                         | .PER                 | NIA                              | Pacifico S.A. Entidad Prestadora de Salud      | Ownership  | 100.000                                    | UnitedHealth Group Incorporated            | NO                                  |    |
|            |                                 | 00000             |            |              |     |  | Laboratorios Médicos Amed Quilpué S.A.       | .CHL                 | NIA                              | Centromed Quilpué S.A.                         | Ownership  | 99.900                                     | UnitedHealth Group Incorporated            | NO                                  |    |
|            |                                 | 00000             |            |              |     |  | Laboratorios Médicos Amed Quilpué S.A.       | .CHL                 | NIA                              | Servicios Médicos Amed Quilpué S.A.            | Ownership  | 0.100                                      | UnitedHealth Group Incorporated            | NO                                  |    |
|            |                                 | 00000             | 82-5437916 |              |     |  | Landmark Group Holdings, LLC                 | .DE                  | NIA                              | Laser Acquisition Holdings III, LLC            | Ownership  | 100.000                                    | UnitedHealth Group Incorporated            | NO                                  |    |
|            |                                 | 00000             | 36-4785073 |              |     |  | Landmark Health NY IPA, LLC                  | .NY                  | NIA                              | Landmark Health, LLC                           | Ownership  | 100.000                                    | UnitedHealth Group Incorporated            | NO                                  |    |
|            |                                 | 00000             | 37-1774991 |              |     |  | Landmark Health NY PO, LLC                   | .DE                  | NIA                              | Landmark Health, LLC                           | Ownership  | 100.000                                    | UnitedHealth Group Incorporated            | NO                                  |    |
|            |                                 | 00000             | 35-2547489 |              |     |  | Landmark Health of California, LLC           | .DE                  | NIA                              | Landmark Health, LLC                           | Ownership  | 100.000                                    | UnitedHealth Group Incorporated            | NO                                  |    |
|            |                                 | 00000             | 35-2616929 |              |     |  | Landmark Health of Massachusetts, LLC        | .DE                  | NIA                              | Landmark Health, LLC                           | Ownership  | 100.000                                    | UnitedHealth Group Incorporated            | NO                                  |    |
|            |                                 | 00000             | 37-1880434 |              |     |  | Landmark Health of North Carolina, LLC       | .NC                  | NIA                              | Landmark MSO, LLC                              | Ownership  | 100.000                                    | UnitedHealth Group Incorporated            | NO                                  |    |
|            |                                 | 00000             | 38-3952354 |              |     |  | Landmark Health of Oregon, LLC               | .DE                  | NIA                              | Landmark Health, LLC                           | Ownership  | 100.000                                    | UnitedHealth Group Incorporated            | NO                                  |    |
|            |                                 | 00000             | 61-1781940 |              |     |  | Landmark Health of Pennsylvania, LLC         | .DE                  | NIA                              | Landmark Health, LLC                           | Ownership  | 100.000                                    | UnitedHealth Group Incorporated            | NO                                  |    |
|            |                                 | 00000             | 61-1752988 |              |     |  | Landmark Health of Washington, LLC           | .DE                  | NIA                              | Landmark Health, LLC                           | Ownership  | 100.000                                    | UnitedHealth Group Incorporated            | NO                                  |    |
|            |                                 | 00000             |            |              |     |  | Landmark Health Technologies Private Limited | .IND                 | NIA                              | Landmark India, LLC                            | Ownership  | 0.010                                      | UnitedHealth Group Incorporated            | NO                                  |    |
|            |                                 | 00000             |            |              |     |  | Landmark Health Technologies Private Limited | .IND                 | NIA                              | Landmark Health, LLC                           | Ownership  | 99.990                                     | UnitedHealth Group Incorporated            | NO                                  |    |
|            |                                 | 00000             | 46-3015502 |              |     |  | Landmark Health, LLC                         | .DE                  | NIA                              | Landmark Group Holdings, LLC                   | Ownership  | 100.000                                    | UnitedHealth Group Incorporated            | NO                                  |    |
|            |                                 | 00000             | 37-1776229 |              |     |  | Landmark India, LLC                          | .DE                  | NIA                              | Landmark Health, LLC                           | Ownership  | 100.000                                    | UnitedHealth Group Incorporated            | NO                                  |    |
|            |                                 | 00000             | 85-0997438 |              |     |  | Landmark Medical of Arkansas, P.A.           | .AR                  | NIA                              | Physician(s) Owned                             | Influence  | 0.000                                      | UnitedHealth Group Incorporated            | NO                                  | 1  |
|            |                                 | 00000             | 47-4553619 |              |     |  | Landmark Medical of California, PC           | .CA                  | NIA                              | Physician(s) Owned                             | Influence  | 0.000                                      | UnitedHealth Group Incorporated            | NO                                  | 1  |
|            |                                 | 00000             | 83-2295301 |              |     |  | Landmark Medical of Connecticut, PC          | .CT                  | NIA                              | Physician(s) Owned                             | Influence  | 0.000                                      | UnitedHealth Group Incorporated            | NO                                  | 1  |
|            |                                 | 00000             | 85-0838149 |              |     |  | Landmark Medical of Florida, P.A.            | .FL                  | NIA                              | Physician(s) Owned                             | Influence  | 0.000                                      | UnitedHealth Group Incorporated            | NO                                  | 1  |
|            |                                 | 00000             | 32-0496439 |              |     |  | Landmark Medical of Idaho, PC                | .ID                  | NIA                              | Physician(s) Owned                             | Influence  | 0.000                                      | UnitedHealth Group Incorporated            | NO                                  | 1  |
|            |                                 | 00000             | 82-4633545 |              |     |  | Landmark Medical of Kansas, P.A.             | .KS                  | NIA                              | Physician(s) Owned                             | Influence  | 0.000                                      | UnitedHealth Group Incorporated            | NO                                  | 1  |
|            |                                 | 00000             | 82-4881602 |              |     |  | Landmark Medical of Kentucky, PSC            | .KY                  | NIA                              | Physician(s) Owned                             | Influence  | 0.000                                      | UnitedHealth Group Incorporated            | NO                                  | 1  |

STATEMENT AS OF MARCH 31, 2023 OF THE UnitedHealthcare Plan of the River Valley, Inc.

**SCHEDULE Y**  
**PART 1A - DETAIL OF INSURANCE HOLDING COMPANY SYSTEM**

| 1          | 2          | 3                 | 4          | 5            | 6   | 7  | 8   | 9                    | 10                               | 11   | 12   | 13   | 14   | 15                                  | 16 |
|------------|------------|-------------------|------------|--------------|-----|--|---|----------------------|----------------------------------|--|--|--|--|-------------------------------------|----|
| Group Code | Group Name | NAIC Company Code | ID Number  | Federal RSSD | CIK | Name of Securities Exchange if Publicly Traded (U.S. or International) | Names of Parent, Subsidiaries Or Affiliates               | Domiciliary Location | Relationship to Reporting Entity | Directly Controlled by (Name of Entity/Person) | Type of Control (Ownership, Board, Management, Attorney-in-Fact, Influence, Other) | If Control is Ownership Provide Percentage | Ultimate Controlling Entity(ies)/Person(s) | Is an SCA Filing Required? (Yes/No) | *  |
|            |            | 00000             | 82-4881732 |              |     |  | Landmark Medical of Louisiana, a Professional Corporation | ..LA.....            | ..NIA.....                       | Physician(s) Owned                             | Influence.....   | 0.000                                      | UnitedHealth Group Incorporated            | ..NO.....                           | 1  |
|            |            | 00000             | 81-5364097 |              |     |  | Landmark Medical of Massachusetts, PLLC                   | ..MA.....            | ..NIA.....                       | Physician(s) Owned                             | Influence.....   | 0.000                                      | UnitedHealth Group Incorporated            | ..NO.....                           | 1  |
|            |            | 00000             | 86-3599871 |              |     |  | Landmark Medical of Michigan, P.C.                        | ..MI.....            | ..NIA.....                       | Physician(s) Owned                             | Influence.....   | 0.000                                      | UnitedHealth Group Incorporated            | ..NO.....                           | 1  |
|            |            | 00000             | 82-5084178 |              |     |  | Landmark Medical of Mississippi, P.C.                     | ..MS.....            | ..NIA.....                       | Physician(s) Owned                             | Influence.....   | 0.000                                      | UnitedHealth Group Incorporated            | ..NO.....                           | 1  |
|            |            | 00000             | 82-4857713 |              |     |  | Landmark Medical of Missouri, P.C.                        | ..MO.....            | ..NIA.....                       | Physician(s) Owned                             | Influence.....   | 0.000                                      | UnitedHealth Group Incorporated            | ..NO.....                           | 1  |
|            |            | 00000             | 85-1174070 |              |     |  | Landmark Medical of New Hampshire, P.C.                   | ..NH.....            | ..NIA.....                       | Physician(s) Owned                             | Influence.....   | 0.000                                      | UnitedHealth Group Incorporated            | ..NO.....                           | 1  |
|            |            | 00000             | 82-4256752 |              |     |  | Landmark Medical of North Carolina, P.C.                  | ..NC.....            | ..NIA.....                       | Physician(s) Owned                             | Influence.....   | 0.000                                      | UnitedHealth Group Incorporated            | ..NO.....                           | 1  |
|            |            | 00000             | 82-4864947 |              |     |  | Landmark Medical of Ohio, Professional Corporation        | ..OH.....            | ..NIA.....                       | Physician(s) Owned                             | Influence.....   | 0.000                                      | UnitedHealth Group Incorporated            | ..NO.....                           | 1  |
|            |            | 00000             | 47-2926188 |              |     |  | Landmark Medical of Oregon, PC                            | ..OR.....            | ..NIA.....                       | Physician(s) Owned                             | Influence.....   | 0.000                                      | UnitedHealth Group Incorporated            | ..NO.....                           | 1  |
|            |            | 00000             | 81-1605378 |              |     |  | Landmark Medical of Pennsylvania, PC                      | ..PA.....            | ..NIA.....                       | Physician(s) Owned                             | Influence.....   | 0.000                                      | UnitedHealth Group Incorporated            | ..NO.....                           | 1  |
|            |            | 00000             | 84-2830065 |              |     |  | Landmark Medical of Rhode Island, PC                      | ..RI.....            | ..NIA.....                       | Physician(s) Owned                             | Influence.....   | 0.000                                      | UnitedHealth Group Incorporated            | ..NO.....                           | 1  |
|            |            | 00000             | 30-1288593 |              |     |  | Landmark Medical of Tennessee, PC                         | ..TN.....            | ..NIA.....                       | Physician(s) Owned                             | Influence.....   | 0.000                                      | UnitedHealth Group Incorporated            | ..NO.....                           | 1  |
|            |            | 00000             | 83-2296389 |              |     |  | Landmark Medical of Texas, PA                             | ..TX.....            | ..NIA.....                       | Physician(s) Owned                             | Influence.....   | 0.000                                      | UnitedHealth Group Incorporated            | ..NO.....                           | 1  |
|            |            | 00000             | 84-2660339 |              |     |  | Landmark Medical of Utah, PC                              | ..UT.....            | ..NIA.....                       | Physician(s) Owned                             | Influence.....   | 0.000                                      | UnitedHealth Group Incorporated            | ..NO.....                           | 1  |
|            |            | 00000             | 85-0839774 |              |     |  | Landmark Medical of Virginia, P.C.                        | ..VA.....            | ..NIA.....                       | Physician(s) Owned                             | Influence.....   | 0.000                                      | UnitedHealth Group Incorporated            | ..NO.....                           | 1  |
|            |            | 00000             | 47-3028655 |              |     |  | Landmark Medical of Washington, PC                        | ..WA.....            | ..NIA.....                       | Physician(s) Owned                             | Influence.....   | 0.000                                      | UnitedHealth Group Incorporated            | ..NO.....                           | 1  |
|            |            | 00000             | 47-1588943 |              |     |  | Landmark Medical, P.C.                                    | ..NY.....            | ..NIA.....                       | Physician(s) Owned                             | Influence.....   | 0.000                                      | UnitedHealth Group Incorporated            | ..NO.....                           | 1  |
|            |            | 00000             | 32-0446592 |              |     |  | Landmark MSO, LLC   | ..DE.....            | ..NIA.....                       | Landmark Health, LLC                           | Ownership.....   | 100.000                                    | UnitedHealth Group Incorporated            | ..NO.....                           |    |
|            |            | 00000             | 85-3189716 |              |     |  | Landmark Primary Care, LLC                                | ..DE.....            | ..NIA.....                       | Landmark Health, LLC                           | Ownership.....   | 100.000                                    | UnitedHealth Group Incorporated            | ..NO.....                           |    |
|            |            | 00000             | 81-3732334 |              |     |  | Laser Acquisition Holdings III, LLC                       | ..DE.....            | ..NIA.....                       | OptumHealth Holdings, LLC                      | Ownership.....   | 100.000                                    | UnitedHealth Group Incorporated            | ..NO.....                           |    |
|            |            | 00000             | 81-3741657 |              |     |  | LDI Holding Company, LLC                                  | ..DE.....            | ..NIA.....                       | Diplomat Pharmacy, Inc.                        | Ownership.....   | 100.000                                    | UnitedHealth Group Incorporated            | ..NO.....                           |    |
|            |            | 00000             | 32-0543788 |              |     |  | Leehar Distributors, LLC                                  | ..DE.....            | ..NIA.....                       | LDI Holding Company, LLC                       | Ownership.....   | 100.000                                    | UnitedHealth Group Incorporated            | ..NO.....                           |    |
|            |            | 00000             | 82-3161933 |              |     |  | Level2 Health Holdings, Inc.                              | ..DE.....            | ..NIA.....                       | UnitedHealth Group Ventures, LLC               | Ownership.....   | 100.000                                    | UnitedHealth Group Incorporated            | ..NO.....                           |    |
|            |            | 00000             | 82-3130872 |              |     |  | Level2 Health IPA, LLC                                    | ..DE.....            | ..NIA.....                       | Level2 Health Holdings, Inc.                   | Ownership.....   | 100.000                                    | UnitedHealth Group Incorporated            | ..NO.....                           |    |
|            |            | 00000             | 84-5003916 |              |     |  | Level2 Health Management, LLC                             | ..DE.....            | ..NIA.....                       | Level2 Health Holdings, Inc.                   | Ownership.....   | 100.000                                    | UnitedHealth Group Incorporated            | ..NO.....                           |    |
|            |            | 00000             | 87-2684015 |              |     |  | Level2 Medical Services, P.A.                             | ..DE.....            | ..NIA.....                       | Physician(s) Owned                             | Influence.....   | 0.000                                      | UnitedHealth Group Incorporated            | ..NO.....                           | 1  |
|            |            | 00000             | 87-2600511 |              |     |  | Level2 Medical Services, P.A. New Jersey                  | ..NJ.....            | ..NIA.....                       | Physician(s) Owned                             | Influence.....   | 0.000                                      | UnitedHealth Group Incorporated            | ..NO.....                           | 1  |
|            |            | 00000             | 92-1153396 |              |     |  | Level2 Medical Services, P.C. Alaska                      | ..AK.....            | ..NIA.....                       | Physician(s) Owned                             | Influence.....   | 0.000                                      | UnitedHealth Group Incorporated            | ..NO.....                           | 1  |
|            |            | 00000             | 87-0989804 |              |     |  | Level2 Medical Services, P.C. California                  | ..CA.....            | ..NIA.....                       | Physician(s) Owned                             | Influence.....   | 0.000                                      | UnitedHealth Group Incorporated            | ..NO.....                           | 1  |
|            |            | 00000             | 61-1028180 |              |     |  | Level2 Medical Services, P.C. Utah                        | ..UT.....            | ..NIA.....                       | Physician(s) Owned                             | Influence.....   | 0.000                                      | UnitedHealth Group Incorporated            | ..NO.....                           | 1  |
|            |            | 00000             | 36-3468942 |              |     |  | Lexington Surgery Center, Ltd.                            | ..KY.....            | ..NIA.....                       | Surgery Center of Lexington, LLC               | Ownership.....   | 75.500                                     | UnitedHealth Group Incorporated            | ..NO.....                           | 2  |
|            |            | 00000             | 71-0918189 |              |     |  | LGH-A/Golf ASTC, L.L.C.                                   | ..IL.....            | ..NIA.....                       | Advocate-SCA Partners, LLC                     | Ownership.....   | 49.000                                     | UnitedHealth Group Incorporated            | ..NO.....                           | 2  |
|            |            | 00000             | 20-0468524 |              |     |  | LHC Group, Inc.   | ..DE.....            | ..NIA.....                       | UnitedHealth Group Incorporated                | Ownership.....   | 100.000                                    | UnitedHealth Group Incorporated            | ..NO.....                           | 3  |
|            |            | 00000             | 32-0409538 |              |     |  | Life Strategies Counseling, Inc.                          | ..AR.....            | ..NIA.....                       | Physician(s) Owned                             | Influence.....   | 0.000                                      | UnitedHealth Group Incorporated            | ..NO.....                           | 1  |
|            |            | 00000             | 82-2435405 |              |     |  | Lifepoint Accountable Care Organization, LLC              | ..DE.....            | ..NIA.....                       | Collaborative Care Holdings, LLC               | Ownership.....   | 100.000                                    | UnitedHealth Group Incorporated            | ..NO.....                           |    |
|            |            | 00000             | 58-2305878 |              |     |  | LifeSolutions Counseling Associates, P.C.                 | ..IN.....            | ..NIA.....                       | Physician(s) Owned                             | Influence.....   | 0.000                                      | UnitedHealth Group Incorporated            | ..NO.....                           | 1  |
|            |            | 00000             | 51-0277181 |              |     |  | Lifell Well Ltd. Co.                                      | ..GA.....            | ..NIA.....                       | HealthSCOPE Benefits, Inc.                     | Ownership.....   | 100.000                                    | UnitedHealth Group Incorporated            | ..NO.....                           |    |
|            |            | 00000             | 88-0586923 |              |     |  | Limestone Medical Center, LLC                             | ..DE.....            | ..NIA.....                       | Virtua-SCA Holdings II, LLC                    | Ownership.....   | 60.000                                     | UnitedHealth Group Incorporated            | ..NO.....                           | 2  |
|            |            | 00000             | 98-1337963 |              |     |  | Lindenhurst Holding, LLC                                  | ..DE.....            | ..NIA.....                       | SC Affiliates, LLC                             | Ownership.....   | 100.000                                    | UnitedHealth Group Incorporated            | ..NO.....                           |    |
|            |            | 00000             | 62-1179566 |              |     |  | Logan Surgical Suites, LLC                                | ..UT.....            | ..NIA.....                       | SCA Northern Utah Holdings, LLC                | Ownership.....   | 51.000                                     | UnitedHealth Group Incorporated            | ..NO.....                           |    |
|            |            | 00000             | 62-1179538 |              |     |  | Lotten-Eyes Oftalmologia Clinica e Cirurgica Ltda.        | ..BRA.....           | ..NIA.....                       | Esho - Empresa de Serviços Hospitalares S.A.   | Ownership.....   | 0.000                                      | UnitedHealth Group Incorporated            | ..NO.....                           |    |
|            |            | 00000             | 82-4864947 |              |     |  | Lotten-Eyes Oftalmologia Clinica e Cirurgica Ltda.        | ..BRA.....           | ..NIA.....                       | Hospital Alvorada Taguatinga Ltda.             | Ownership.....   | 100.000                                    | UnitedHealth Group Incorporated            | ..NO.....                           |    |
|            |            | 00000             | 62-1179566 |              |     |  | Louisville S.C., Ltd.                                     | ..KY.....            | ..NIA.....                       | Surgery Center of Louisville, LLC              | Ownership.....   | 60.200                                     | UnitedHealth Group Incorporated            | ..NO.....                           |    |
|            |            | 00000             | 62-1179538 |              |     |  | Louisville-SC Properties, Inc.                            | ..KY.....            | ..NIA.....                       | SC Affiliates, LLC                             | Ownership.....   | 100.000                                    | UnitedHealth Group Incorporated            | ..NO.....                           |    |

STATEMENT AS OF MARCH 31, 2023 OF THE UnitedHealthcare Plan of the River Valley, Inc.

**SCHEDULE Y**  
**PART 1A - DETAIL OF INSURANCE HOLDING COMPANY SYSTEM**

| 1          | 2                               | 3                 | 4          | 5            | 6   | 7  | 8  | 9                    | 10                               | 11  | 12   | 13   | 14   | 15                                  | 16 |
|------------|---------------------------------|-------------------|------------|--------------|-----|--|--|----------------------|----------------------------------|---|--|--|--|-------------------------------------|----|
| Group Code | Group Name                      | NAIC Company Code | ID Number  | Federal RSSD | CIK | Name of Securities Exchange if Publicly Traded (U.S. or International) | Names of Parent, Subsidiaries Or Affiliates        | Domiciliary Location | Relationship to Reporting Entity | Directly Controlled by (Name of Entity/Person)                    | Type of Control (Ownership, Board, Management, Attorney-in-Fact, Influence, Other) | If Control is Ownership Provide Percentage | Ultimate Controlling Entity(ies)/Person(s) | Is an SCA Filing Required? (Yes/No) | *  |
|            |                                 | 00000             | 36-4119519 |              |     |  | Loyola Ambulatory Surgery Center at Oakbrook, Inc. | IL                   | NIA                              | ASC Network, LLC  | Ownership  | 100.000                                    | UnitedHealth Group Incorporated            | NO                                  |    |
|            |                                 | 00000             | 36-4119522 |              |     |  | Loyola Ambulatory Surgery Center at Oakbrook, L.P. | IL                   | NIA                              | Loyola Ambulatory Surgery Center at Oakbrook, Inc.                | Ownership  | 41.000                                     | UnitedHealth Group Incorporated            | NO                                  | 2  |
|            |                                 | 00000             | 02-0749532 |              |     |  | Lutheran Campus ASC, LLC                           | CO                   | NIA                              | SQLHS-SCA Holdings, LLC   | Ownership  | 69.731                                     | UnitedHealth Group Incorporated            | NO                                  |    |
|            |                                 | 00000             | 20-2547795 |              |     |  | Main Line Spine Surgery Center, LLC                | PA                   | NIA                              | Virtua-SCA Holdings II, LLC                                       | Ownership  | 55.000                                     | UnitedHealth Group Incorporated            | NO                                  | 2  |
| 0707       | UnitedHealth Group Incorporated | 60321             | 52-1803283 |              |     |  | MANSI Life and Health Insurance Company            | MD                   | IA                               | United HealthCare Services, Inc.                                  | Ownership  | 100.000                                    | UnitedHealth Group Incorporated            | NO                                  |    |
| 0707       | UnitedHealth Group Incorporated | 52014             | 65-0303864 |              |     |  | Managed Care of North America, Inc.                | FL                   | IA                               | MCNA Health Care Holdings, LLC                                    | Ownership  | 100.000                                    | UnitedHealth Group Incorporated            | NO                                  |    |
|            |                                 | 00000             | 14-1782475 |              |     |  | Managed Physical Network, Inc.                     | NY                   | NIA                              | OptumHealth Care Solutions, LLC                                   | Ownership  | 100.000                                    | UnitedHealth Group Incorporated            | NO                                  |    |
|            |                                 | 00000             | 86-1354607 |              |     |  | Mansfield Endoscopy Center, LLC                    | TX                   | NIA                              | Surgical Care Affiliates, LLC                                     | Influence  | 0.000                                      | UnitedHealth Group Incorporated            | NO                                  |    |
|            |                                 | 00000             | 20-2880404 |              |     |  | March Holdings, Inc.                               | CA                   | NIA                              | Specialty Benefits, LLC   | Ownership  | 100.000                                    | UnitedHealth Group Incorporated            | NO                                  |    |
|            |                                 | 00000             | 95-4874334 |              |     |  | March Vision Care Group, Incorporated              | CA                   | NIA                              | California Spring Holdings, PC                                    | Ownership  | 100.000                                    | UnitedHealth Group Incorporated            | NO                                  | 1  |
|            |                                 | 00000             | 27-3115058 |              |     |  | March Vision Care IPA, Inc.                        | NY                   | NIA                              | March Vision Care Group, Incorporated                             | Ownership  | 100.000                                    | UnitedHealth Group Incorporated            | NO                                  | 1  |
|            |                                 | 00000             | 45-4227915 |              |     |  | March Vision Care of Texas, Inc.                   | TX                   | NIA                              | March Vision Care Group, Incorporated                             | Ownership  | 100.000                                    | UnitedHealth Group Incorporated            | NO                                  | 1  |
|            |                                 | 00000             | 20-3042852 |              |     |  | March Vision Care, Inc.                            | CA                   | NIA                              | March Holdings, Inc.  | Ownership  | 100.000                                    | UnitedHealth Group Incorporated            | NO                                  |    |
|            |                                 | 00000             | 75-2160466 |              |     |  | Marietta Outpatient Surgery, Ltd. (L.P.)           | GA                   | NIA                              | Marietta Surgical Center, Inc.                                    | Ownership  | 66.575                                     | UnitedHealth Group Incorporated            | NO                                  |    |
|            |                                 | 00000             | 58-1539547 |              |     |  | Marietta Surgical Center, Inc.                     | GA                   | NIA                              | SC Affiliates, LLC  | Ownership  | 100.000                                    | UnitedHealth Group Incorporated            | NO                                  |    |
|            |                                 | 00000             | 94-3377073 |              |     |  | Marin Health Ventures, LLC                         | CA                   | NIA                              | Marin Specialty Surgery Center, LLC                               | Ownership  | 100.000                                    | UnitedHealth Group Incorporated            | NO                                  |    |
|            |                                 | 00000             | 26-2637247 |              |     |  | Marin Specialty Surgery Center, LLC                | CA                   | NIA                              | MGH/SCA, LLC  | Ownership  | 51.000                                     | UnitedHealth Group Incorporated            | NO                                  |    |
|            |                                 | 00000             | 26-2601943 |              |     |  | Marin Surgery Holdings, Inc.                       | DE                   | NIA                              | SC Affiliates, LLC  | Ownership  | 100.000                                    | UnitedHealth Group Incorporated            | NO                                  |    |
|            |                                 | 00000             | 85-2924503 |              |     |  | Marlin Holding Company LLC                         | DE                   | NIA                              | Specialty Benefits, LLC   | Ownership  | 100.000                                    | UnitedHealth Group Incorporated            | NO                                  |    |
|            |                                 | 00000             | 52-1456812 |              |     |  | Maryland Ambulatory Centers, LLC                   | MD                   | NIA                              | Maryland-SCA Centers, LLC   | Ownership  | 44.118                                     | UnitedHealth Group Incorporated            | NO                                  |    |
|            |                                 | 00000             | 52-1456812 |              |     |  | Maryland Ambulatory Centers, LLC                   | MD                   | NIA                              | Surgery Center of Ellicott City, Inc.                             | Ownership  | 50.000                                     | UnitedHealth Group Incorporated            | NO                                  |    |
|            |                                 | 00000             | 52-1401791 |              |     |  | Maryland-SCA Centers, LLC                          | DE                   | NIA                              | SC Affiliates, LLC  | Ownership  | 100.000                                    | UnitedHealth Group Incorporated            | NO                                  |    |
|            |                                 | 00000             |            |              |     |  | Massachusetts Assurance Company, Ltd. PIC          | CYM                  | NIA                              | H&W Indemnity (SPC), Ltd.   | Ownership  | 99.992                                     | UnitedHealth Group Incorporated            | NO                                  |    |
|            |                                 | 00000             |            |              |     |  | Massachusetts Assurance Company, Ltd. PIC          | CYM                  | NIA                              | Collaborative Care Holdings, LLC                                  | Ownership  | 0.008                                      | UnitedHealth Group Incorporated            | NO                                  |    |
|            |                                 | 00000             | 20-0815305 |              |     |  | Massachusetts Avenue Surgery Center, LLC           | MD                   | NIA                              | SCA-Bethesda, LLC   | Ownership  | 60.441                                     | UnitedHealth Group Incorporated            | NO                                  |    |
|            |                                 | 00000             | 20-0815305 |              |     |  | Massachusetts Avenue Surgery Center, LLC           | MD                   | NIA                              | SC Affiliates, LLC  | Ownership  | 1.540                                      | UnitedHealth Group Incorporated            | NO                                  |    |
|            |                                 | 00000             | 43-1967820 |              |     |  | MAT-RX DEVELOPMENT, L.L.C.                         | TX                   | NIA                              | WellMed Networks, Inc.  | Ownership  | 100.000                                    | UnitedHealth Group Incorporated            | NO                                  | 1  |
|            |                                 | 00000             | 35-2262695 |              |     |  | ME Rx Fort Worth GP, L.L.C.                        | TX                   | NIA                              | MAT-RX DEVELOPMENT, L.L.C.  | Ownership  | 100.000                                    | UnitedHealth Group Incorporated            | NO                                  | 1  |
|            |                                 | 00000             | 62-1600267 |              |     |  | McKenzie Surgery Center, L.P.                      | TN                   | NIA                              | SCA-Eugene, LLC   | Ownership  | 31.000                                     | UnitedHealth Group Incorporated            | NO                                  | 2  |
|            |                                 | 00000             | 45-2542951 |              |     |  | MCNA Health Care Holdings, LLC                     | FL                   | NIA                              | Marlin Holding Company LLC  | Ownership  | 100.000                                    | UnitedHealth Group Incorporated            | NO                                  |    |
| 0707       | UnitedHealth Group Incorporated | 14063             | 52-2459969 |              |     |  | MCNA Insurance Company                             | TX                   | IA                               | MCNA Health Care Holdings, LLC                                    | Ownership  | 100.000                                    | UnitedHealth Group Incorporated            | NO                                  |    |
|            |                                 | 00000             | 45-3641822 |              |     |  | MCNA Systems Corp.                                 | FL                   | NIA                              | MCNA Health Care Holdings, LLC                                    | Ownership  | 100.000                                    | UnitedHealth Group Incorporated            | NO                                  |    |
|            |                                 | 00000             | 42-1741594 |              |     |  | MD Ops, Inc.                                       | CA                   | NIA                              | North American Medical Management California, Inc.                | Ownership  | 100.000                                    | UnitedHealth Group Incorporated            | NO                                  |    |
| 0707       | UnitedHealth Group Incorporated | 96310             | 52-1169135 |              |     |  | MD-Individual Practice Association, Inc.           | MD                   | IA                               | United HealthCare Services, Inc.                                  | Ownership  | 100.000                                    | UnitedHealth Group Incorporated            | NO                                  |    |
|            |                                 | 00000             | 83-1183650 |              |     |  | ME AHS UC LLC                                      | DE                   | NIA                              | Riverside Medical Management, LLC                                 | Ownership  | 70.000                                     | UnitedHealth Group Incorporated            | NO                                  |    |
|            |                                 | 00000             | 81-0936574 |              |     |  | ME Urgent Care Nebraska, Inc.                      | NE                   | NIA                              | Physician(s) Owned  | Influence  | 0.000                                      | UnitedHealth Group Incorporated            | NO                                  | 1  |
|            |                                 | 00000             | 31-1513127 |              |     |  | MED3000 Health Solutions of the Virginias, L.L.C.  | VA                   | NIA                              | Change Healthcare Practice Management Solutions Investments, Inc. | Ownership  | 51.000                                     | UnitedHealth Group Incorporated            | NO                                  |    |
|            |                                 | 00000             | 52-2039280 |              |     |  | MED3000 Health Solutions Southeast                 | FL                   | NIA                              | Change Healthcare Practice Management Solutions, Inc.             | Ownership  | 50.000                                     | UnitedHealth Group Incorporated            | NO                                  |    |
|            |                                 | 00000             | 52-2039280 |              |     |  | MED3000 Health Solutions Southeast                 | FL                   | NIA                              | Change Healthcare Practice Management Solutions Investments, Inc. | Ownership  | 50.000                                     | UnitedHealth Group Incorporated            | NO                                  |    |
|            |                                 | 00000             | 20-3824377 |              |     |  | MedExpress Development, LLC                        | FL                   | NIA                              | Urgent Care MSO, LLC  | Ownership  | 100.000                                    | UnitedHealth Group Incorporated            | NO                                  |    |
|            |                                 | 00000             | 81-1265129 |              |     |  | MedExpress Employed Services, Inc.                 | DE                   | NIA                              | Physician(s) Owned  | Influence  | 0.000                                      | UnitedHealth Group Incorporated            | NO                                  | 1  |
|            |                                 | 00000             | 81-4550969 |              |     |  | MedExpress Primary Care Arizona, P.C.              | AZ                   | NIA                              | Physician(s) Owned  | Influence  | 0.000                                      | UnitedHealth Group Incorporated            | NO                                  | 1  |
|            |                                 | 00000             | 84-4234388 |              |     |  | MedExpress Primary Care Arkansas, P.A.             | AR                   | NIA                              | Physician(s) Owned  | Influence  | 0.000                                      | UnitedHealth Group Incorporated            | NO                                  | 1  |
|            |                                 | 00000             | 81-4605885 |              |     |  | MedExpress Primary Care Kansas, P.A.               | KS                   | NIA                              | Physician(s) Owned  | Influence  | 0.000                                      | UnitedHealth Group Incorporated            | NO                                  | 1  |

STATEMENT AS OF MARCH 31, 2023 OF THE UnitedHealthcare Plan of the River Valley, Inc.

**SCHEDULE Y**  
**PART 1A - DETAIL OF INSURANCE HOLDING COMPANY SYSTEM**

| 1          | 2          | 3                 | 4          | 5            | 6   | 7  | 8   | 9                    | 10                               | 11   | 12   | 13   | 14   | 15                                  | 16 |
|------------|------------|-------------------|------------|--------------|-----|--|---|----------------------|----------------------------------|--|--|--|--|-------------------------------------|----|
| Group Code | Group Name | NAIC Company Code | ID Number  | Federal RSSD | CIK | Name of Securities Exchange if Publicly Traded (U.S. or International) | Names of Parent, Subsidiaries Or Affiliates     | Domiciliary Location | Relationship to Reporting Entity | Directly Controlled by (Name of Entity/Person) | Type of Control (Ownership, Board, Management, Attorney-in-Fact, Influence, Other) | If Control is Ownership Provide Percentage | Ultimate Controlling Entity(ies)/Person(s) | Is an SCA Filing Required? (Yes/No) | *  |
|            |            | 00000             | 82-3384324 |              |     |  | MedExpress Primary Care Maryland, P.C.          | ..MD.....            | ..NIA.....                       | Physician(s) Owned                             | Influence.....   | 0.000                                      | UnitedHealth Group Incorporated            | ..NO.....                           | 1  |
|            |            | 00000             | 82-1096099 |              |     |  | MedExpress Primary Care Massachusetts, P.C.     | ..MA.....            | ..NIA.....                       | Physician(s) Owned                             | Influence.....   | 0.000                                      | UnitedHealth Group Incorporated            | ..NO.....                           | 1  |
|            |            | 00000             | 81-4396738 |              |     |  | MedExpress Primary Care Minnesota P.C.          | ..MN.....            | ..NIA.....                       | Physician(s) Owned                             | Influence.....   | 0.000                                      | UnitedHealth Group Incorporated            | ..NO.....                           | 1  |
|            |            | 00000             | 83-1077265 |              |     |  | MedExpress Primary Care Oklahoma, P.C.          | ..OK.....            | ..NIA.....                       | Physician(s) Owned                             | Influence.....   | 0.000                                      | UnitedHealth Group Incorporated            | ..NO.....                           | 1  |
|            |            |                   |            |              |     |  | MedExpress Primary Care South Carolina, P.C.    | ..SC.....            | ..NIA.....                       | Physician(s) Owned                             | Influence.....   | 0.000                                      | UnitedHealth Group Incorporated            | ..NO.....                           | 1  |
|            |            | 00000             | 83-0764858 |              |     |  |   | ..TX.....            | ..NIA.....                       | Physician(s) Owned                             | Influence.....   | 0.000                                      | UnitedHealth Group Incorporated            | ..NO.....                           | 1  |
|            |            | 00000             | 84-2500750 |              |     |  | MedExpress Primary Care Texas, P.A.             | ..TX.....            | ..NIA.....                       | Physician(s) Owned                             | Influence.....   | 0.000                                      | UnitedHealth Group Incorporated            | ..NO.....                           | 1  |
|            |            | 00000             | 82-3395792 |              |     |  | MedExpress Primary Care Virginia, P.C.          | ..VA.....            | ..NIA.....                       | Physician(s) Owned                             | Influence.....   | 0.000                                      | UnitedHealth Group Incorporated            | ..NO.....                           | 1  |
|            |            | 00000             | 82-4401181 |              |     |  | MedExpress Primary Care West Virginia, Inc.     | ..WV.....            | ..NIA.....                       | Physician(s) Owned                             | Influence.....   | 0.000                                      | UnitedHealth Group Incorporated            | ..NO.....                           | 1  |
|            |            | 00000             | 81-4563448 |              |     |  | MedExpress Primary Care Wisconsin, S.C.         | ..WI.....            | ..NIA.....                       | Physician(s) Owned                             | Influence.....   | 0.000                                      | UnitedHealth Group Incorporated            | ..NO.....                           | 1  |
|            |            |                   |            |              |     |  | MedExpress Urgent Care - Northern New Jersey PC | ..NJ.....            | ..NIA.....                       | Physician(s) Owned                             | Influence.....   | 0.000                                      | UnitedHealth Group Incorporated            | ..NO.....                           | 1  |
|            |            | 00000             | 83-2089623 |              |     |  |   | ..NJ.....            | ..NIA.....                       | Physician(s) Owned                             | Influence.....   | 0.000                                      | UnitedHealth Group Incorporated            | ..NO.....                           | 1  |
|            |            | 00000             | 45-5388778 |              |     |  | MedExpress Urgent Care - New Jersey, P.C.       | ..NJ.....            | ..NIA.....                       | Physician(s) Owned                             | Influence.....   | 0.000                                      | UnitedHealth Group Incorporated            | ..NO.....                           | 1  |
|            |            | 00000             | 32-0533926 |              |     |  | MedExpress Urgent Care Alabama, LLC             | ..AL.....            | ..NIA.....                       | Urgent Care Holdings, LLC                      | Ownership.....   | 100.000                                    | UnitedHealth Group Incorporated            | ..NO.....                           | 1  |
|            |            | 00000             | 81-4030280 |              |     |  | MedExpress Urgent Care Arizona, P.C.            | ..AZ.....            | ..NIA.....                       | Physician(s) Owned                             | Influence.....   | 0.000                                      | UnitedHealth Group Incorporated            | ..NO.....                           | 1  |
|            |            | 00000             | 46-4348120 |              |     |  | MedExpress Urgent Care Arkansas, P.A.           | ..AR.....            | ..NIA.....                       | Physician(s) Owned                             | Influence.....   | 0.000                                      | UnitedHealth Group Incorporated            | ..NO.....                           | 1  |
|            |            | 00000             | 82-0930142 |              |     |  | MedExpress Urgent Care California, P.C.         | ..CA.....            | ..NIA.....                       | Physician(s) Owned                             | Influence.....   | 0.000                                      | UnitedHealth Group Incorporated            | ..NO.....                           | 1  |
|            |            | 00000             | 81-1956812 |              |     |  | MedExpress Urgent Care Connecticut, P.C.        | ..CT.....            | ..NIA.....                       | Physician(s) Owned                             | Influence.....   | 0.000                                      | UnitedHealth Group Incorporated            | ..NO.....                           | 1  |
|            |            | 00000             | 82-1135336 |              |     |  | MedExpress Urgent Care Idaho, P.C.              | ..ID.....            | ..NIA.....                       | Physician(s) Owned                             | Influence.....   | 0.000                                      | UnitedHealth Group Incorporated            | ..NO.....                           | 1  |
|            |            | 00000             | 47-4308614 |              |     |  | MedExpress Urgent Care Illinois, P.C.           | ..IL.....            | ..NIA.....                       | Physician(s) Owned                             | Influence.....   | 0.000                                      | UnitedHealth Group Incorporated            | ..NO.....                           | 1  |
|            |            | 00000             | 81-5353472 |              |     |  | MedExpress Urgent Care Iowa, P.C.               | ..IA.....            | ..NIA.....                       | Physician(s) Owned                             | Influence.....   | 0.000                                      | UnitedHealth Group Incorporated            | ..NO.....                           | 1  |
|            |            | 00000             | 47-1919283 |              |     |  | MedExpress Urgent Care Kansas, P.A.             | ..KS.....            | ..NIA.....                       | Physician(s) Owned                             | Influence.....   | 0.000                                      | UnitedHealth Group Incorporated            | ..NO.....                           | 1  |
|            |            | 00000             | 82-1719888 |              |     |  | MedExpress Urgent Care Maine, Inc.              | ..ME.....            | ..NIA.....                       | Urgent Care Holdings, LLC                      | Ownership.....   | 100.000                                    | UnitedHealth Group Incorporated            | ..NO.....                           | 1  |
|            |            | 00000             | 81-1125396 |              |     |  | MedExpress Urgent Care Minnesota P.C.           | ..MN.....            | ..NIA.....                       | Physician(s) Owned                             | Influence.....   | 0.000                                      | UnitedHealth Group Incorporated            | ..NO.....                           | 1  |
|            |            | 00000             | 47-3132625 |              |     |  | MedExpress Urgent Care Missouri P.C.            | ..MO.....            | ..NIA.....                       | Physician(s) Owned                             | Influence.....   | 0.000                                      | UnitedHealth Group Incorporated            | ..NO.....                           | 1  |
|            |            | 00000             | 82-0631738 |              |     |  | MedExpress Urgent Care New Hampshire, Inc.      | ..NH.....            | ..NIA.....                       | Urgent Care Holdings, LLC                      | Ownership.....   | 100.000                                    | UnitedHealth Group Incorporated            | ..NO.....                           | 1  |
|            |            | 00000             | 81-5138747 |              |     |  | MedExpress Urgent Care North Carolina, P.C.     | ..NC.....            | ..NIA.....                       | Physician(s) Owned                             | Influence.....   | 0.000                                      | UnitedHealth Group Incorporated            | ..NO.....                           | 1  |
|            |            |                   |            |              |     |  | MedExpress Urgent Care of Boynton Beach, LLC    | ..FL.....            | ..NIA.....                       | MedExpress Development, LLC                    | Ownership.....   | 100.000                                    | UnitedHealth Group Incorporated            | ..NO.....                           | 1  |
|            |            | 00000             | 20-2545363 |              |     |  |   | ..OR.....            | ..NIA.....                       | Physician(s) Owned                             | Influence.....   | 0.000                                      | UnitedHealth Group Incorporated            | ..NO.....                           | 1  |
|            |            | 00000             | 82-1919436 |              |     |  | MedExpress Urgent Care Oregon, P.C.             | ..OR.....            | ..NIA.....                       | Physician(s) Owned                             | Influence.....   | 0.000                                      | UnitedHealth Group Incorporated            | ..NO.....                           | 1  |
|            |            | 00000             | 81-5362765 |              |     |  | MedExpress Urgent Care Rhode Island, P.C.       | ..RI.....            | ..NIA.....                       | Physician(s) Owned                             | Influence.....   | 0.000                                      | UnitedHealth Group Incorporated            | ..NO.....                           | 1  |
|            |            | 00000             | 81-5380706 |              |     |  | MedExpress Urgent Care South Carolina, P.C.     | ..SC.....            | ..NIA.....                       | Physician(s) Owned                             | Influence.....   | 0.000                                      | UnitedHealth Group Incorporated            | ..NO.....                           | 1  |
|            |            | 00000             | 47-5147441 |              |     |  | MedExpress Urgent Care Texas, P.A.              | ..TX.....            | ..NIA.....                       | Physician(s) Owned                             | Influence.....   | 0.000                                      | UnitedHealth Group Incorporated            | ..NO.....                           | 1  |
|            |            | 00000             | 82-2443118 |              |     |  | MedExpress Urgent Care Washington, P.C.         | ..WA.....            | ..NIA.....                       | Physician(s) Owned                             | Influence.....   | 0.000                                      | UnitedHealth Group Incorporated            | ..NO.....                           | 1  |
|            |            | 00000             | 81-4281678 |              |     |  | MedExpress Urgent Care Wisconsin, S.C.          | ..WI.....            | ..NIA.....                       | Physician(s) Owned                             | Influence.....   | 0.000                                      | UnitedHealth Group Incorporated            | ..NO.....                           | 1  |
|            |            | 00000             | 85-1474287 |              |     |  | MedExpress Urgent Care, Inc. - Ohio             | ..OH.....            | ..NIA.....                       | Urgent Care Holdings, LLC                      | Ownership.....   | 100.000                                    | UnitedHealth Group Incorporated            | ..NO.....                           | 1  |
|            |            |                   |            |              |     |  | MedExpress Urgent Care, Inc. - West Virginia    | ..WV.....            | ..NIA.....                       | Physician(s) Owned                             | Influence.....   | 0.000                                      | UnitedHealth Group Incorporated            | ..NO.....                           | 1  |
|            |            | 00000             | 26-4546400 |              |     |  |   | ..GA.....            | ..NIA.....                       | Physician(s) Owned                             | Influence.....   | 0.000                                      | UnitedHealth Group Incorporated            | ..NO.....                           | 1  |
|            |            | 00000             | 47-1804667 |              |     |  | MedExpress Urgent Care, P.C. - Georgia          | ..GA.....            | ..NIA.....                       | Physician(s) Owned                             | Influence.....   | 0.000                                      | UnitedHealth Group Incorporated            | ..NO.....                           | 1  |
|            |            | 00000             | 90-0929572 |              |     |  | MedExpress Urgent Care, P.C. - Indiana          | ..IN.....            | ..NIA.....                       | Physician(s) Owned                             | Influence.....   | 0.000                                      | UnitedHealth Group Incorporated            | ..NO.....                           | 1  |
|            |            | 00000             | 45-3461101 |              |     |  | MedExpress Urgent Care, P.C. - Maryland         | ..MD.....            | ..NIA.....                       | Physician(s) Owned                             | Influence.....   | 0.000                                      | UnitedHealth Group Incorporated            | ..NO.....                           | 1  |
|            |            |                   |            |              |     |  | MedExpress Urgent Care, P.C. - Massachusetts    | ..MA.....            | ..NIA.....                       | Physician(s) Owned                             | Influence.....   | 0.000                                      | UnitedHealth Group Incorporated            | ..NO.....                           | 1  |
|            |            | 00000             | 47-1857908 |              |     |  |   | ..MI.....            | ..NIA.....                       | Physician(s) Owned                             | Influence.....   | 0.000                                      | UnitedHealth Group Incorporated            | ..NO.....                           | 1  |
|            |            | 00000             | 46-4793937 |              |     |  | MedExpress Urgent Care, P.C. - Michigan         | ..MI.....            | ..NIA.....                       | Physician(s) Owned                             | Influence.....   | 0.000                                      | UnitedHealth Group Incorporated            | ..NO.....                           | 1  |
|            |            | 00000             | 47-1824365 |              |     |  | MedExpress Urgent Care, P.C. - Oklahoma         | ..OK.....            | ..NIA.....                       | Physician(s) Owned                             | Influence.....   | 0.000                                      | UnitedHealth Group Incorporated            | ..NO.....                           | 1  |
|            |            | 00000             | 26-3750502 |              |     |  | MedExpress Urgent Care, P.C. - Pennsylvania     | ..PA.....            | ..NIA.....                       | Physician(s) Owned                             | Influence.....   | 0.000                                      | UnitedHealth Group Incorporated            | ..NO.....                           | 1  |
|            |            | 00000             | 45-4973138 |              |     |  | MedExpress Urgent Care, P.C. - Tennessee        | ..TN.....            | ..NIA.....                       | Physician(s) Owned                             | Influence.....   | 0.000                                      | UnitedHealth Group Incorporated            | ..NO.....                           | 1  |
|            |            | 00000             | 45-3123110 |              |     |  | MedExpress Urgent Care, P.C. - Virginia         | ..VA.....            | ..NIA.....                       | Physician(s) Owned                             | Influence.....   | 0.000                                      | UnitedHealth Group Incorporated            | ..NO.....                           | 1  |
|            |            | 00000             | 83-1565124 |              |     |  | MedExpress Urgent Care, P.S.C. - Kentucky       | ..KY.....            | ..NIA.....                       | Physician(s) Owned                             | Influence.....   | 0.000                                      | UnitedHealth Group Incorporated            | ..NO.....                           | 1  |

STATEMENT AS OF MARCH 31, 2023 OF THE UnitedHealthcare Plan of the River Valley, Inc.

**SCHEDULE Y**  
**PART 1A - DETAIL OF INSURANCE HOLDING COMPANY SYSTEM**

| 1          | 2                               | 3                 | 4          | 5            | 6   | 7  | 8   | 9                    | 10                               | 11   | 12   | 13   | 14   | 15                                  | 16 |
|------------|---------------------------------|-------------------|------------|--------------|-----|--|---|----------------------|----------------------------------|--|--|--|--|-------------------------------------|----|
| Group Code | Group Name                      | NAIC Company Code | ID Number  | Federal RSSD | CIK | Name of Securities Exchange if Publicly Traded (U.S. or International) | Names of Parent, Subsidiaries Or Affiliates           | Domiciliary Location | Relationship to Reporting Entity | Directly Controlled by (Name of Entity/Person)   | Type of Control (Ownership, Board, Management, Attorney-in-Fact, Influence, Other) | If Control is Ownership Provide Percentage | Ultimate Controlling Entity(ies)/Person(s) | Is an SCA Filing Required? (Yes/No) | *  |
|            |                                 | 00000             | 45-5436856 |              |     |  | MedExpress, Inc. – Delaware                           | DE                   | NIA                              | Physician(s) Owned                               | Influence  | 0.000                                      | UnitedHealth Group Incorporated            | NO                                  | 1  |
|            |                                 | 00000             | 75-2566987 |              |     |  | Medical Clinic of North Texas PLLC                    | TX                   | NIA                              | USMD Affiliated Services                         | Ownership  | 100.000                                    | UnitedHealth Group Incorporated            | NO                                  |    |
|            |                                 | 00000             |            |              |     |  | Medical Hilfe S.A.                                    | CHL                  | NIA                              | Saden S.A.                                       | Ownership  | 0.000                                      | UnitedHealth Group Incorporated            | NO                                  |    |
|            |                                 | 00000             |            |              |     |  | Medical Hilfe S.A.                                    | CHL                  | NIA                              | Home Medical S.A.                                | Ownership  | 100.000                                    | UnitedHealth Group Incorporated            | NO                                  |    |
|            |                                 | 00000             | 95-4708497 |              |     |  | Medical Support Los Angeles, Inc.                     | CA                   | NIA                              | MSLA Management LLC                              | Ownership  | 100.000                                    | UnitedHealth Group Incorporated            | NO                                  |    |
|            |                                 | 00000             | 26-0636717 |              |     |  | Medical Surgical Centers of America, Inc.             | DE                   | NIA                              | ASC Network, LLC                                 | Ownership  | 100.000                                    | UnitedHealth Group Incorporated            | NO                                  |    |
|            |                                 | 00000             | 75-2515691 |              |     |  | MedSynergies, LLC                                     | DE                   | NIA                              | Mustang Razorback Holdings, Inc.                 | Ownership  | 100.000                                    | UnitedHealth Group Incorporated            | NO                                  |    |
|            |                                 | 00000             | 58-2101921 |              |     |  | Melbourne Surgery Center, LLC                         | GA                   | NIA                              | Surgical Care Partners of Melbourne, LLC         | Ownership  | 100.000                                    | UnitedHealth Group Incorporated            | NO                                  |    |
|            |                                 | 00000             | 82-4964787 |              |     |  | Memorial City Holdings, LLC                           | DE                   | NIA                              | SCA-Memorial City, LLC                           | Ownership  | 51.000                                     | UnitedHealth Group Incorporated            | NO                                  |    |
|            |                                 | 00000             | 82-3689933 |              |     |  | Memorial City Partners, LLC                           | DE                   | NIA                              | Memorial City Holdings, LLC                      | Ownership  | 51.000                                     | UnitedHealth Group Incorporated            | NO                                  |    |
|            |                                 | 00000             | 95-4688463 |              |     |  | Memorial Healthcare IPA, GP                           | CA                   | NIA                              | MH Physician Three Holdco, a Medical Corporation | Ownership  | 99.000                                     | UnitedHealth Group Incorporated            | NO                                  | 1  |
|            |                                 | 00000             | 37-1782795 |              |     |  | Memorial Houston Surgery Center, LLC                  | TX                   | NIA                              | SCA-Memorial, LLC                                | Ownership  | 54.227                                     | UnitedHealth Group Incorporated            | NO                                  |    |
|            |                                 | 00000             | 26-1394069 |              |     |  | MemorialCare Surgical Center at Orange Coast, LLC     | CA                   | NIA                              | Beach Surgical Holdings LLC                      | Ownership  | 51.987                                     | UnitedHealth Group Incorporated            | NO                                  | 2  |
|            |                                 | 00000             | 20-3678259 |              |     |  | MemorialCare Surgical Center at Saddleback, LLC       | CA                   | NIA                              | Beach Surgical Holdings LLC                      | Ownership  | 55.337                                     | UnitedHealth Group Incorporated            | NO                                  | 2  |
|            |                                 | 00000             | 62-1396317 |              |     |  | Mental Health Resources, PLLC                         | TN                   | NIA                              | Physician(s) Owned                               | Influence  | 0.000                                      | UnitedHealth Group Incorporated            | NO                                  | 1  |
|            |                                 | 00000             | 27-0203906 |              |     |  | Mesquite Liberty, LLC                                 | NV                   | NIA                              | Sierra Health Services, Inc.                     | Ownership  | 80.357                                     | UnitedHealth Group Incorporated            | NO                                  |    |
|            |                                 | 00000             | 38-3861395 |              |     |  | MGH/SCA, LLC  | CA                   | NIA                              | Marin Surgery Holdings, Inc.                     | Ownership  | 99.000                                     | UnitedHealth Group Incorporated            | NO                                  |    |
|            |                                 | 00000             | 38-3861395 |              |     |  | MGH/SCA, LLC  | CA                   | NIA                              | SC Affiliates, LLC                               | Ownership  | 1.000                                      | UnitedHealth Group Incorporated            | NO                                  |    |
|            |                                 | 00000             | 27-4691544 |              |     |  | MH Physician Three Holdco, a Medical Corporation      | CA                   | NIA                              | Physician(s) Owned                               | Influence  | 0.000                                      | UnitedHealth Group Incorporated            | NO                                  | 1  |
|            |                                 | 00000             | 27-2252446 |              |     |  | MHC Real Estate Holdings, LLC                         | CA                   | NIA                              | Monarch Management Services, Inc.                | Ownership  | 100.000                                    | UnitedHealth Group Incorporated            | NO                                  |    |
|            |                                 | 00000             | 80-0507474 |              |     |  | MHCH, Inc.  | CA                   | NIA                              | Monarch HealthCare, A Medical Group, Inc.        | Ownership  | 100.000                                    | UnitedHealth Group Incorporated            | NO                                  | 1  |
|            |                                 | 00000             | 27-4691508 |              |     |  | MHIPA Physician Two Holdco, a Medical Corporation     | CA                   | NIA                              | Physician(s) Owned                               | Influence  | 0.000                                      | UnitedHealth Group Incorporated            | NO                                  | 1  |
|            |                                 | 00000             | 36-4600281 |              |     |  | Miami Surgery Center, LLC                             | DE                   | NIA                              | SCA-Doral, LLC                                   | Ownership  | 50.185                                     | UnitedHealth Group Incorporated            | NO                                  |    |
| .0707      | UnitedHealth Group Incorporated | 66087             | 62-0724538 |              |     |  | Mid-West National Life Insurance Company of Tennessee | TX                   | IA                               | HealthMarkets, LLC                               | Ownership  | 100.000                                    | UnitedHealth Group Incorporated            | NO                                  |    |
|            |                                 | 00000             | 20-3345412 |              |     |  | Midlands Orthopaedics Surgery Center, LLC             | SC                   | NIA                              | SCA-Midlands, LLC                                | Ownership  | 39.561                                     | UnitedHealth Group Incorporated            | NO                                  | 2  |
|            |                                 | 00000             | 20-8103522 |              |     |  | Midwest Center for Day Surgery, LLC                   | IL                   | NIA                              | Advocate-SCA Partners, LLC                       | Ownership  | 55.457                                     | UnitedHealth Group Incorporated            | NO                                  |    |
|            |                                 | 00000             | 83-0543458 |              |     |  | Mile High SurgiCenter, LLC                            | CO                   | NIA                              | SCA-Denver Physicians Holdings, LLC              | Ownership  | 100.000                                    | UnitedHealth Group Incorporated            | NO                                  |    |
|            |                                 | 00000             | 47-2117693 |              |     |  | Mindscapec Counseling, PLLC                           | CT                   | NIA                              | Refresh Connecticut, PLLC                        | Ownership  | 100.000                                    | UnitedHealth Group Incorporated            | NO                                  | 1  |
|            |                                 | 00000             | 81-2977678 |              |     |  | Mobile Medical Services of New Jersey, PC             | NJ                   | NIA                              | Physician(s) Owned                               | Influence  | 0.000                                      | UnitedHealth Group Incorporated            | NO                                  | 1  |
|            |                                 | 00000             | 30-0445773 |              |     |  | Mobile Medical Services, P.C.                         | NY                   | NIA                              | Physician(s) Owned                               | Influence  | 0.000                                      | UnitedHealth Group Incorporated            | NO                                  | 1  |
|            |                                 | 00000             | 63-0883553 |              |     |  | Mobile-SC, LTD.                                       | AL                   | NIA                              | SCA-Mobile, LLC                                  | Ownership  | 20.000                                     | UnitedHealth Group Incorporated            | NO                                  | 2  |
|            |                                 | 00000             | 85-3287029 |              |     |  | Moen, M.D., P.C.                                      | CA                   | NIA                              | Physician(s) Owned                               | Influence  | 0.000                                      | UnitedHealth Group Incorporated            | NO                                  | 1  |
|            |                                 | 00000             | 22-3935634 |              |     |  | Monarch Health Plan, Inc.                             | CA                   | NIA                              | Monarch HealthCare, A Medical Group, Inc.        | Ownership  | 100.000                                    | UnitedHealth Group Incorporated            | NO                                  | 1  |
|            |                                 | 00000             | 33-0587660 |              |     |  | Monarch HealthCare, A Medical Group, Inc.             | CA                   | NIA                              | MH Physician Three Holdco, a Medical Corporation | Ownership  | 100.000                                    | UnitedHealth Group Incorporated            | NO                                  | 1  |
|            |                                 | 00000             | 45-3142852 |              |     |  | Monarch Management Services, Inc.                     | DE                   | NIA                              | Collaborative Care Holdings, LLC                 | Ownership  | 100.000                                    | UnitedHealth Group Incorporated            | NO                                  |    |
|            |                                 | 00000             | 84-4887072 |              |     |  | Monika Roots, M.D., P.C.                              | CA                   | NIA                              | Physician(s) Owned                               | Influence  | 0.000                                      | UnitedHealth Group Incorporated            | NO                                  | 1  |
|            |                                 | 00000             | 52-1401868 |              |     |  | Montgomery Surgery Center Limited Partnership         | MD                   | NIA                              | Maryland-SCA Centers, LLC                        | Ownership  | 2.000                                      | UnitedHealth Group Incorporated            | NO                                  |    |
|            |                                 | 00000             | 52-1401868 |              |     |  | Montgomery Surgery Center Limited Partnership         | MD                   | NIA                              | Maryland Ambulatory Centers, LLC                 | Ownership  | 51.000                                     | UnitedHealth Group Incorporated            | NO                                  |    |
|            |                                 | 00000             | 26-3513595 |              |     |  | Morris County Surgical Center, LLC                    | NJ                   | NIA                              | SCA-Morris County, LLC                           | Ownership  | 53.662                                     | UnitedHealth Group Incorporated            | NO                                  |    |
|            |                                 | 00000             | 81-1633765 |              |     |  | MSLA Management LLC                                   | DE                   | NIA                              | OptumServe Health Services, Inc.                 | Ownership  | 100.000                                    | UnitedHealth Group Incorporated            | NO                                  |    |
|            |                                 | 00000             | 62-1506649 |              |     |  | Mt. Pleasant Surgery Center, L.P.                     | TN                   | NIA                              | Endoscopy Center Affiliates, Inc.                | Ownership  | 1.000                                      | UnitedHealth Group Incorporated            | NO                                  |    |



STATEMENT AS OF MARCH 31, 2023 OF THE UnitedHealthcare Plan of the River Valley, Inc.

**SCHEDULE Y**  
**PART 1A - DETAIL OF INSURANCE HOLDING COMPANY SYSTEM**

| 1          | 2                               | 3                 | 4          | 5            | 6   | 7  | 8  | 9                     | 10                                | 11   | 12   | 13   | 14   | 15                                   | 16 |
|------------|---------------------------------|-------------------|------------|--------------|-----|--|--|-----------------------|-----------------------------------|--|--|--|--|--------------------------------------|----|
| Group Code | Group Name                      | NAIC Company Code | ID Number  | Federal RSSD | CIK | Name of Securities Exchange if Publicly Traded (U.S. or International) | Names of Parent, Subsidiaries Or Affiliates                              | Domi-ciliary Location | Relation-ship to Reporting Entity | Directly Controlled by (Name of Entity/Person) | Type of Control (Ownership, Board, Management, Attorney-in-Fact, Influence, Other) | If Control is Ownership Provide Percentage | Ultimate Controlling Entity(ies)/Person(s) | Is an SCA Filing Re-quired? (Yes/No) | *  |
|            |                                 | 00000             | 62-1506649 |              |     |  | Mt. Pleasant Surgery Center, L.P.  | ..TN.....             | ..NIA.....                        | SCA-Mt. Pleasant, LLC                          | Ownership.....   | 99.000                                     | UnitedHealth Group Incorporated            | ..NO.....                            |    |
|            |                                 | 00000             | 98-1285432 |              |     |  | Mutiangiog Ltda.   | ..BRA.....            | ..NIA.....                        | Esho - Empresa de Serviços Hospitalares S.A.   | Ownership.....   | 100.000                                    | UnitedHealth Group Incorporated            | ..NO.....                            |    |
|            |                                 | 00000             | 45-4450466 |              |     |  | Murrells Inlet ASC, LLC  | ..SC.....             | ..NIA.....                        | SCA Murrells Inlet, LLC                        | Ownership.....   | 65.000                                     | UnitedHealth Group Incorporated            | ..NO.....                            |    |
|            |                                 | 00000             | 20-4209261 |              |     |  | Muskogee Surgical Investors, LLC   | ..OK.....             | ..NIA.....                        | Surgery Center of Muskogee, LLC                | Ownership.....   | 100.000                                    | UnitedHealth Group Incorporated            | ..NO.....                            |    |
|            |                                 | 00000             | 47-1935798 |              |     |  | Mustang Razorback Holdings, Inc.   | ..DE.....             | ..NIA.....                        | Optum360 Solutions, LLC                        | Ownership.....   | 100.000                                    | UnitedHealth Group Incorporated            | ..NO.....                            |    |
|            |                                 | 00000             | 26-2564744 |              |     |  | My Wellness Solutions, LLC   | ..DE.....             | ..NIA.....                        | OptumHealth Care Solutions, LLC                | Ownership.....   | 100.000                                    | UnitedHealth Group Incorporated            | ..NO.....                            |    |
|            |                                 | 00000             | 20-3236839 |              |     |  | NAMM Holdings, Inc.  | ..DE.....             | ..NIA.....                        | Aveta Inc.                                     | Ownership.....   | 100.000                                    | UnitedHealth Group Incorporated            | ..NO.....                            |    |
|            |                                 | 00000             | 56-2627070 |              |     |  | NAMM Medical Group Holdings, Inc.  | ..CA.....             | ..NIA.....                        | Physician(s) Owned                             | Influence.....   | 0.000                                      | UnitedHealth Group Incorporated            | ..NO.....                            | 1  |
|            |                                 | 00000             | 45-4473815 |              |     |  | National Decision Support Company, LLC                                   | ..DE.....             | ..NIA.....                        | Change Healthcare Solutions, LLC               | Ownership.....   | 100.000                                    | UnitedHealth Group Incorporated            | ..NO.....                            |    |
| 0707       | UnitedHealth Group Incorporated | 98205             | 73-1187572 |              |     |  | National Foundation Life Insurance Company                               | ..TX.....             | ..IA.....                         | Enterprise Life Insurance Company              | Ownership.....   | 100.000                                    | UnitedHealth Group Incorporated            | ..NO.....                            |    |
|            |                                 | 00000             | 75-2441699 |              |     |  | National Health Information Network, Inc.                                | ..TX.....             | ..NIA.....                        | eRx Network, LLC                               | Ownership.....   | 100.000                                    | UnitedHealth Group Incorporated            | ..NO.....                            |    |
| 0707       | UnitedHealth Group Incorporated | 95251             | 76-0196559 |              |     |  | National Pacific Dental, Inc.  | ..TX.....             | ..IA.....                         | Dental Benefit Providers, Inc.                 | Ownership.....   | 100.000                                    | UnitedHealth Group Incorporated            | ..NO.....                            |    |
|            |                                 | 00000             | 36-3549627 |              |     |  | National Surgery Centers, LLC  | ..DE.....             | ..NIA.....                        | Surgical Care Affiliates, LLC                  | Ownership.....   | 100.000                                    | UnitedHealth Group Incorporated            | ..NO.....                            |    |
|            |                                 | 00000             | 45-3735192 |              |     |  | Navigator Health, Inc.   | ..DE.....             | ..NIA.....                        | naviHealth Holdings, LLC                       | Ownership.....   | 100.000                                    | UnitedHealth Group Incorporated            | ..NO.....                            |    |
|            |                                 | 00000             | 84-2283691 |              |     |  | Naviguard, Inc.  | ..DE.....             | ..NIA.....                        | United HealthCare Services, Inc.               | Ownership.....   | 100.000                                    | UnitedHealth Group Incorporated            | ..NO.....                            |    |
|            |                                 | 00000             | 84-3482655 |              |     |  | naviHealth Care at Home, LLC   | ..DE.....             | ..NIA.....                        | naviHealth, Inc.                               | Ownership.....   | 100.000                                    | UnitedHealth Group Incorporated            | ..NO.....                            |    |
|            |                                 | 00000             | 84-5020906 |              |     |  | naviHealth Coordinated Care, LLC   | ..DE.....             | ..NIA.....                        | naviHealth, Inc.                               | Ownership.....   | 100.000                                    | UnitedHealth Group Incorporated            | ..NO.....                            |    |
|            |                                 | 00000             | 35-2431677 |              |     |  | naviHealth Holdings, LLC   | ..DE.....             | ..NIA.....                        | Nomad Buyer, Inc.                              | Ownership.....   | 100.000                                    | UnitedHealth Group Incorporated            | ..NO.....                            |    |
|            |                                 | 00000             | 84-3469040 |              |     |  | naviHealth Michigan HBPC, P.C.   | ..MI.....             | ..NIA.....                        | Physician(s) Owned                             | Influence.....   | 0.000                                      | UnitedHealth Group Incorporated            | ..NO.....                            | 1  |
|            |                                 | 00000             | 61-1669841 |              |     |  | naviHealth SM Holdings, Inc.   | ..DE.....             | ..NIA.....                        | naviHealth Holdings, LLC                       | Ownership.....   | 100.000                                    | UnitedHealth Group Incorporated            | ..NO.....                            |    |
|            |                                 | 00000             | 36-4719151 |              |     |  | naviHealth, Inc.   | ..DE.....             | ..NIA.....                        | naviHealth Holdings, LLC                       | Ownership.....   | 100.000                                    | UnitedHealth Group Incorporated            | ..NO.....                            |    |
|            |                                 | 00000             | 47-2693055 |              |     |  | NC Center For Resiliency, PLLC   | ..NC.....             | ..NIA.....                        | Physician(s) Owned                             | Influence.....   | 0.000                                      | UnitedHealth Group Incorporated            | ..NO.....                            | 1  |
| 0707       | UnitedHealth Group Incorporated | 95123             | 65-0996107 |              |     |  | Neighborhood Health Partnership, Inc.                                    | ..FL.....             | ..IA.....                         | UnitedHealthcare, Inc.                         | Ownership.....   | 100.000                                    | UnitedHealth Group Incorporated            | ..NO.....                            |    |
|            |                                 | 00000             | 20-4755277 |              |     |  | Networkes, LLC   | ..TN.....             | ..NIA.....                        | Optum360 Solutions, LLC                        | Ownership.....   | 100.000                                    | UnitedHealth Group Incorporated            | ..NO.....                            |    |
| 0707       | UnitedHealth Group Incorporated | 95758             | 88-0228572 |              |     |  | Nevada Pacific Dental  | ..NV.....             | ..IA.....                         | Dental Benefit Providers, Inc.                 | Ownership.....   | 100.000                                    | UnitedHealth Group Incorporated            | ..NO.....                            |    |
|            |                                 | 00000             | 72-1267232 |              |     |  | New Orleans Regional Physician Hospital Organization, L.L.C.             | ..LA.....             | ..NIA.....                        | UnitedHealthcare, Inc.                         | Ownership.....   | 100.000                                    | UnitedHealth Group Incorporated            | ..NO.....                            |    |
|            |                                 | 00000             | 93-1173779 |              |     |  | New Perspectives Center for Counseling & Therapy, L.L.C.                 | ..OR.....             | ..NIA.....                        | Physician(s) Owned                             | Influence.....   | 0.000                                      | UnitedHealth Group Incorporated            | ..NO.....                            | 1  |
|            |                                 | 00000             | 84-1250135 |              |     |  | New West Physicians, Inc.  | ..CO.....             | ..NIA.....                        | Newton Holdings, LLC                           | Ownership.....   | 100.000                                    | UnitedHealth Group Incorporated            | ..NO.....                            |    |
|            |                                 | 00000             | 86-3891057 |              |     |  | New York Licensed Clinical Social Work, P.C.                             | ..NY.....             | ..NIA.....                        | Physician(s) Owned                             | Influence.....   | 0.000                                      | UnitedHealth Group Incorporated            | ..NO.....                            | 1  |
|            |                                 | 00000             | 30-1080342 |              |     |  | Newton Holdings, LLC   | ..DE.....             | ..NIA.....                        | Collaborative Care Holdings, LLC               | Ownership.....   | 100.000                                    | UnitedHealth Group Incorporated            | ..NO.....                            |    |
|            |                                 | 00000             | 83-1111251 |              |     |  | Nomad Buyer, Inc.  | ..DE.....             | ..NIA.....                        | UnitedHealth Group Incorporated                | Ownership.....   | 100.000                                    | UnitedHealth Group Incorporated            | ..NO.....                            |    |
|            |                                 | 00000             | 33-0673955 |              |     |  | North American Medical Management California, Inc.                       | ..TN.....             | ..NIA.....                        | NAMM Holdings, Inc.                            | Ownership.....   | 100.000                                    | UnitedHealth Group Incorporated            | ..NO.....                            |    |
|            |                                 | 00000             | 27-2248103 |              |     |  | North Dallas Surgical Center, LLC  | ..DE.....             | ..NIA.....                        | Surgical Care Affiliates, LLC                  | Influence.....   | 0.000                                      | UnitedHealth Group Incorporated            | ..NO.....                            |    |
|            |                                 | 00000             | 91-1276412 |              |     |  | North Kitsap Ambulatory Surgery Center, LLC                              | ..WA.....             | ..NIA.....                        | SCA Pacific Surgery Holdings, LLC              | Ownership.....   | 9.990                                      | UnitedHealth Group Incorporated            | ..NO.....                            | 2  |
|            |                                 | 00000             | 20-2564137 |              |     |  | North Puget Sound Oncology Equipment Leasing Company, LLC                | ..WA.....             | ..NIA.....                        | Everett MSO, Inc.                              | Ownership.....   | 71.250                                     | UnitedHealth Group Incorporated            | ..NO.....                            |    |
|            |                                 | 00000             | 81-1573604 |              |     |  | Northern California Physicians Network, Inc., a Professional Corporation | ..CA.....             | ..NIA.....                        | Shark Holdings, P.C.                           | Ownership.....   | 100.000                                    | UnitedHealth Group Incorporated            | ..NO.....                            | 1  |
|            |                                 | 00000             | 88-0245121 |              |     |  | Northern Nevada Health Network, Inc.                                     | ..NV.....             | ..NIA.....                        | Sierra Health Services, Inc.                   | Ownership.....   | 100.000                                    | UnitedHealth Group Incorporated            | ..NO.....                            |    |
|            |                                 | 00000             | 63-1240726 |              |     |  | Northern Rockies Surgery Center, L.P.                                    | ..TN.....             | ..NIA.....                        | Northern Rockies Surgicenter, Inc.             | Ownership.....   | 34.000                                     | UnitedHealth Group Incorporated            | ..NO.....                            | 2  |
|            |                                 | 00000             | 81-0399251 |              |     |  | Northern Rockies Surgicenter, Inc.                                       | ..MT.....             | ..NIA.....                        | National Surgery Centers, LLC                  | Ownership.....   | 100.000                                    | UnitedHealth Group Incorporated            | ..NO.....                            |    |
|            |                                 | 00000             | 62-1664325 |              |     |  | Northlake Surgical Center, L.P.  | ..GA.....             | ..NIA.....                        | Northlake Surgicare, Inc.                      | Ownership.....   | 100.000                                    | UnitedHealth Group Incorporated            | ..NO.....                            |    |
|            |                                 | 00000             | 62-1643337 |              |     |  | Northlake Surgicare, Inc.  | ..GA.....             | ..NIA.....                        | SC Affiliates, LLC                             | Ownership.....   | 100.000                                    | UnitedHealth Group Incorporated            | ..NO.....                            |    |
|            |                                 | 00000             | 86-0646417 |              |     |  | Northlight Counseling Associates, Inc.                                   | ..AZ.....             | ..NIA.....                        | Physician(s) Owned                             | Influence.....   | 0.000                                      | UnitedHealth Group Incorporated            | ..NO.....                            | 1  |

STATEMENT AS OF MARCH 31, 2023 OF THE UnitedHealthcare Plan of the River Valley, Inc.

**SCHEDULE Y**  
**PART 1A - DETAIL OF INSURANCE HOLDING COMPANY SYSTEM**

| 1          | 2                               | 3                 | 4          | 5            | 6   | 7  | 8  | 9                     | 10                                | 11   | 12   | 13   | 14   | 15                                   | 16 |
|------------|---------------------------------|-------------------|------------|--------------|-----|--|--|-----------------------|-----------------------------------|--|--|--|--|--------------------------------------|----|
| Group Code | Group Name                      | NAIC Company Code | ID Number  | Federal RSSD | CIK | Name of Securities Exchange if Publicly Traded (U.S. or International) | Names of Parent, Subsidiaries Or Affiliates  | Domi-ciliary Location | Relation-ship to Reporting Entity | Directly Controlled by (Name of Entity/Person) | Type of Control (Ownership, Board, Management, Attorney-in-Fact, Influence, Other) | If Control is Ownership Provide Percentage | Ultimate Controlling Entity(ies)/Person(s) | Is an SCA Filing Re-quired? (Yes/No) | *  |
|            |                                 | 00000             | 91-1699944 |              |     |  | Northwest Medical Group Alliance, LLC<br>Northwest Spine and Laser Surgery Center LLC  | WA                    | NIA                               | The Polyclinic, PLLC                           | Ownership  | 21.480                                     | UnitedHealth Group Incorporated            | NO                                   | 1  |
|            |                                 | 00000             | 45-5055997 |              |     |  |  | OR                    | NIA                               | Providence & SCA Off-Campus Holdings, LLC      | Ownership  | 51.515                                     | UnitedHealth Group Incorporated            | NO                                   |    |
|            |                                 | 00000             | 37-1007387 |              |     |  |  | DE                    | NIA                               | Surgery Center Holding, LLC                    | Ownership  | 100.000                                    | UnitedHealth Group Incorporated            | NO                                   |    |
|            |                                 | 00000             | 75-2494046 |              |     |  | Northwest Surgicare, LLC<br>Northwest Surgicare, Ltd., an Illinois Limited Partnership<br>Northwest Surgicare, Ltd., an Illinois Limited Partnership | IL                    | NIA                               | Northwest Surgicare, LLC                       | Ownership  | 53.683                                     | UnitedHealth Group Incorporated            | NO                                   |    |
|            |                                 | 00000             | 75-2494046 |              |     |  |  | IL                    | NIA                               | Endoscopy Center Affiliates, Inc.              | Ownership  | 1.000                                      | UnitedHealth Group Incorporated            | NO                                   |    |
|            |                                 | 00000             | 61-1855159 |              |     |  | MPN IPA Washington, PLLC   | WA                    | NIA                               | Everett Physicians, Inc. P.S.                  | Ownership  | 100.000                                    | UnitedHealth Group Incorporated            | NO                                   | 1  |
|            |                                 | 00000             | 56-1963226 |              |     |  | NSC Greensboro West, LLC   | DE                    | NIA                               | National Surgery Centers, LLC                  | Ownership  | 49.000                                     | UnitedHealth Group Incorporated            | NO                                   | 2  |
|            |                                 | 00000             | 56-1775016 |              |     |  | NSC Greensboro, LLC  | DE                    | NIA                               | National Surgery Centers, LLC                  | Ownership  | 100.000                                    | UnitedHealth Group Incorporated            | NO                                   |    |
|            |                                 | 00000             | 36-4210296 |              |     |  | NSC Lancaster, LLC   | DE                    | NIA                               | National Surgery Centers, LLC                  | Ownership  | 100.000                                    | UnitedHealth Group Incorporated            | NO                                   |    |
|            |                                 | 00000             | 91-1553479 |              |     |  | NSC Seattle, Inc.  | WA                    | NIA                               | National Surgery Centers, LLC                  | Ownership  | 100.000                                    | UnitedHealth Group Incorporated            | NO                                   |    |
|            |                                 | 00000             | 33-0812824 |              |     |  | NSC Upland, LLC  | DE                    | NIA                               | National Surgery Centers, LLC                  | Ownership  | 100.000                                    | UnitedHealth Group Incorporated            | NO                                   |    |
|            |                                 | 00000             | 38-2481929 |              |     |  | Oakland Psychological Clinic, P.C.   | MI                    | NIA                               | Perspectives of Troy, P.C.                     | Ownership  | 100.000                                    | UnitedHealth Group Incorporated            | NO                                   | 1  |
|            |                                 | 00000             | 83-4364718 |              |     |  | OC Cardiology Practice Partners, LLC   | DE                    | NIA                               | SC Affiliates, LLC                             | Ownership  | 100.000                                    | UnitedHealth Group Incorporated            | NO                                   |    |
|            |                                 | 00000             | 84-3189778 |              |     |  | OCC MSO, LLC   | DE                    | NIA                               | OptumCare Specialty Practices, LLC             | Ownership  | 50.000                                     | UnitedHealth Group Incorporated            | NO                                   |    |
|            |                                 | 00000             | 45-2662292 |              |     |  | OhioSolutions.org LLC  | OH                    | NIA                               | Refresh Mental Health, Inc.                    | Ownership  | 100.000                                    | UnitedHealth Group Incorporated            | NO                                   |    |
|            |                                 | 00000             | 93-0979031 |              |     |  | OHR Physician Group, P.C.  | OR                    | NIA                               | Physician(s) Owned                             | Influence  | 0.000                                      | UnitedHealth Group Incorporated            | NO                                   | 1  |
|            |                                 | 00000             | 98-1454609 |              |     |  | Omesa SpA  | CHL                   | NIA                               | Vida Integra S.p.A.                            | Ownership  | 99.996                                     | UnitedHealth Group Incorporated            | NO                                   |    |
|            |                                 | 00000             | 98-1454609 |              |     |  | Omesa SpA  | CHL                   | NIA                               | Saden S.A.                                     | Ownership  | 0.004                                      | UnitedHealth Group Incorporated            | NO                                   |    |
|            |                                 | 00000             | 27-0062838 |              |     |  | OmniClaim, LLC   | DE                    | NIA                               | Equian, LLC                                    | Ownership  | 100.000                                    | UnitedHealth Group Incorporated            | NO                                   |    |
|            |                                 | 00000             | 98-1456252 |              |     |  | Onocore S.A.C.   | PER                   | NIA                               | Pacifico S.A. Entidad Prestadora de Salud      | Ownership  | 80.000                                     | UnitedHealth Group Incorporated            | NO                                   |    |
|            |                                 | 00000             | 26-1914835 |              |     |  | Ophthalmology Surgery Center of Dallas, LLC  | TX                    | NIA                               | Surgical Care Affiliates, LLC                  | Influence  | 0.000                                      | UnitedHealth Group Incorporated            | NO                                   |    |
| .0707      | UnitedHealth Group Incorporated | 96940             | 52-1518174 |              |     |  | Optimum Choice, Inc.   | MD                    | IA                                | United HealthCare Services, Inc.               | Ownership  | 100.000                                    | UnitedHealth Group Incorporated            | NO                                   |    |
|            |                                 | 00000             | 47-0858534 | 3202702      |     |  | Optum Bank, Inc.   | UT                    | NIA                               | Optum Financial, Inc.                          | Ownership  | 100.000                                    | UnitedHealth Group Incorporated            | NO                                   |    |
|            |                                 | 00000             | 36-3437660 |              |     |  | Optum Biometrics, Inc.   | IL                    | NIA                               | OptumHealth Care Solutions, LLC                | Ownership  | 100.000                                    | UnitedHealth Group Incorporated            | NO                                   |    |
|            |                                 | 00000             | 45-4770582 |              |     |  | Optum Care Network of Indiana, LLC   | IN                    | NIA                               | AHN Target Holdings, LLC                       | Ownership  | 100.000                                    | UnitedHealth Group Incorporated            | NO                                   |    |
|            |                                 | 00000             | 45-3143218 |              |     |  | Optum Care Networks, Inc.  | DE                    | NIA                               | Collaborative Care Holdings, LLC               | Ownership  | 100.000                                    | UnitedHealth Group Incorporated            | NO                                   |    |
|            |                                 | 00000             | 13-4138665 |              |     |  | Optum Care of New York Management, Inc.  | NY                    | NIA                               | Inspiris, Inc.                                 | Ownership  | 100.000                                    | UnitedHealth Group Incorporated            | NO                                   |    |
|            |                                 | 00000             | 26-0683057 |              |     |  | Optum Care Services Company  | TN                    | NIA                               | Inspiris, Inc.                                 | Ownership  | 100.000                                    | UnitedHealth Group Incorporated            | NO                                   |    |
|            |                                 | 00000             | 83-1959511 |              |     |  | Optum Care, Inc.   | DE                    | NIA                               | Collaborative Care Services, Inc.              | Ownership  | 100.000                                    | UnitedHealth Group Incorporated            | NO                                   |    |
|            |                                 | 00000             | 75-2778455 |              |     |  | Optum Clinic, P.A.   | TX                    | NIA                               | Physician(s) Owned                             | Influence  | 0.000                                      | UnitedHealth Group Incorporated            | NO                                   | 1  |
|            |                                 | 00000             | 88-1704725 |              |     |  | Optum Clinics Holding Company, Inc.  | DE                    | NIA                               | Collaborative Care Holdings, LLC               | Ownership  | 100.000                                    | UnitedHealth Group Incorporated            | NO                                   |    |
|            |                                 | 00000             | 20-3253658 |              |     |  | Optum Compounding Services, LLC  | AZ                    | NIA                               | Optum Pharmacy 801, Inc.                       | Ownership  | 100.000                                    | UnitedHealth Group Incorporated            | NO                                   |    |
|            |                                 | 00000             |            |              |     |  | Optum Digital Health Holdings, LLC   | DE                    | NIA                               | Optum Services, Inc.                           | Ownership  | 100.000                                    | UnitedHealth Group Incorporated            | NO                                   |    |
|            |                                 | 00000             | 46-1981651 |              |     |  | Optum Direct To Consumer, LLC  | DE                    | NIA                               | RVO Health, LLC                                | Ownership  | 100.000                                    | UnitedHealth Group Incorporated            | NO                                   |    |
|            |                                 | 00000             |            |              |     |  | Optum Everycare, P.C.  | PR                    | NIA                               | Physician(s) Owned                             | Influence  | 0.000                                      | UnitedHealth Group Incorporated            | NO                                   | 1  |
|            |                                 | 00000             | 47-0858530 |              |     |  | Optum Financial, Inc.  | DE                    | NIA                               | OptumHealth Holdings, LLC                      | Ownership  | 100.000                                    | UnitedHealth Group Incorporated            | NO                                   |    |
|            |                                 | 00000             |            |              |     |  | Optum Frontier Therapies Commercial Services, Inc.   | DE                    | NIA                               | Optum Frontier Therapies Holdings, LLC         | Ownership  | 100.000                                    | UnitedHealth Group Incorporated            | NO                                   |    |
|            |                                 | 00000             | 85-2786455 |              |     |  | Optum Frontier Therapies Holdings, LLC   | DE                    | NIA                               | Optum, Inc.                                    | Ownership  | 100.000                                    | UnitedHealth Group Incorporated            | NO                                   |    |
|            |                                 | 00000             | 45-2532834 |              |     |  | Optum Frontier Therapies II, LLC   | NV                    | NIA                               | Optum Frontier Therapies Holdings, LLC         | Ownership  | 100.000                                    | UnitedHealth Group Incorporated            | NO                                   |    |
|            |                                 | 00000             | 45-2301399 |              |     |  | Optum Frontier Therapies, LLC  | MI                    | NIA                               | Optum Frontier Therapies Holdings, LLC         | Ownership  | 100.000                                    | UnitedHealth Group Incorporated            | NO                                   |    |
|            |                                 | 00000             | 87-1335182 |              |     |  | Optum Genomics, Inc.   | DE                    | NIA                               | United HealthCare Services, Inc.               | Ownership  | 100.000                                    | UnitedHealth Group Incorporated            | NO                                   |    |
|            |                                 | 00000             | 98-1103015 |              |     |  | Optum Global Solutions (India) Private Limited   | IND                   | NIA                               | UnitedHealth International, Inc.               | Ownership  | 0.001                                      | UnitedHealth Group Incorporated            | NO                                   |    |
|            |                                 | 00000             | 98-1103015 |              |     |  | Optum Global Solutions (India) Private Limited   | IND                   | NIA                               | Optum Global Solutions International B.V.      | Ownership  | 99.999                                     | UnitedHealth Group Incorporated            | NO                                   |    |
|            |                                 | 00000             | 98-1097776 |              |     |  | Optum Global Solutions (Philippines), Inc.   | PHL                   | NIA                               | Optum Global Solutions International B.V.      | Ownership  | 99.993                                     | UnitedHealth Group Incorporated            | NO                                   |    |

16:20

STATEMENT AS OF MARCH 31, 2023 OF THE UnitedHealthcare Plan of the River Valley, Inc.

**SCHEDULE Y**  
**PART 1A - DETAIL OF INSURANCE HOLDING COMPANY SYSTEM**

| 1          | 2          | 3                 | 4          | 5            | 6   | 7  | 8  | 9                    | 10                               | 11   | 12   | 13   | 14   | 15                                  | 16 |
|------------|------------|-------------------|------------|--------------|-----|--|--|----------------------|----------------------------------|--|--|--|--|-------------------------------------|----|
| Group Code | Group Name | NAIC Company Code | ID Number  | Federal RSSD | CIK | Name of Securities Exchange if Publicly Traded (U.S. or International) | Names of Parent, Subsidiaries Or Affiliates        | Domiciliary Location | Relationship to Reporting Entity | Directly Controlled by (Name of Entity/Person) | Type of Control (Ownership, Board, Management, Attorney-in-Fact, Influence, Other) | If Control is Ownership Provide Percentage | Ultimate Controlling Entity(ies)/Person(s) | Is an SCA Filing Required? (Yes/No) | *  |
|            |            | 00000             |            |              |     |  | Optum Global Solutions Colombia S.A.S.             | .COL                 | NIA                              | Bordeaux UK Holdings II Limited                | Ownership  | 100.000                                    | UnitedHealth Group Incorporated            | NO                                  |    |
|            |            | 00000             | 98-1201187 |              |     |  | Optum Global Solutions International B.V.          | .NLD                 | NIA                              | OptumHealth International B.V.                 | Ownership  | 2.520                                      | UnitedHealth Group Incorporated            | NO                                  |    |
|            |            | 00000             | 98-1201187 |              |     |  | Optum Global Solutions International B.V.          | .NLD                 | NIA                              | Optum Technology, LLC                          | Ownership  | 97.480                                     | UnitedHealth Group Incorporated            | NO                                  |    |
|            |            | 00000             | 04-3574101 |              |     |  | Optum Government Solutions, Inc.                   | .DE                  | NIA                              | OptumInsight, Inc.                             | Ownership  | 100.000                                    | UnitedHealth Group Incorporated            | NO                                  |    |
|            |            | 00000             | 30-0226127 |              |     |  | Optum Growth Partners Holdings, Inc.               | .DE                  | NIA                              | Optum, Inc.                                    | Ownership  | 100.000                                    | UnitedHealth Group Incorporated            | NO                                  |    |
|            |            | 00000             | 84-3719654 |              |     |  | Optum Growth Partners, LLC                         | .DE                  | NIA                              | Optum Growth Partners Holdings, Inc.           | Ownership  | 100.000                                    | UnitedHealth Group Incorporated            | NO                                  |    |
|            |            |                   |            |              |     |  | Optum Health & Technology (Hong Kong) Limited      |                      |                                  |  |  |  |  |                                     |    |
|            |            | 00000             |            |              |     |  | Optum Health & Technology (India) Private Limited  | .HKG                 | NIA                              | OptumHealth International B.V.                 | Ownership  | 100.000                                    | UnitedHealth Group Incorporated            | NO                                  |    |
|            |            | 00000             | 98-1095799 |              |     |  | Optum Health & Technology (India) Private Limited  | .IND                 | NIA                              | United Behavioral Health                       | Ownership  | 0.001                                      | UnitedHealth Group Incorporated            | NO                                  |    |
|            |            | 00000             | 98-1095799 |              |     |  | Optum Health & Technology (India) Private Limited  | .IND                 | NIA                              | OptumHealth International B.V.                 | Ownership  | 99.999                                     | UnitedHealth Group Incorporated            | NO                                  |    |
|            |            | 00000             | 98-1097886 |              |     |  | Optum Health & Technology (Singapore) Pte. Ltd.    | .SGP                 | NIA                              | OptumHealth International B.V.                 | Ownership  | 100.000                                    | UnitedHealth Group Incorporated            | NO                                  |    |
|            |            | 00000             | 20-2149493 |              |     |  | Optum Health & Technology (US), LLC                | .MO                  | NIA                              | OptumHealth Holdings, LLC                      | Ownership  | 100.000                                    | UnitedHealth Group Incorporated            | NO                                  |    |
|            |            |                   |            |              |     |  | Optum Health & Technology Holdings (US), Inc.      |                      |                                  |  |  |  |  |                                     |    |
|            |            | 00000             | 43-1747235 |              |     |  | Optum Health & Technology Serviços do Brasil Ltda. | .MO                  | NIA                              | Optum, Inc.                                    | Ownership  | 100.000                                    | UnitedHealth Group Incorporated            | NO                                  |    |
|            |            | 00000             | 98-1184561 |              |     |  | Optum Health & Technology Serviços do Brasil Ltda. | .BRA                 | NIA                              | OptumInsight, Inc.                             | Ownership  | 0.002                                      | UnitedHealth Group Incorporated            | NO                                  |    |
|            |            |                   |            |              |     |  | Optum Health & Technology Serviços do Brasil Ltda. |                      |                                  |  |  |  |  |                                     |    |
|            |            | 00000             | 98-1184561 |              |     |  | Optum Health Networks, Inc.                        | .BRA                 | NIA                              | Optum Global Solutions International B.V.      | Ownership  | 99.998                                     | UnitedHealth Group Incorporated            | NO                                  |    |
|            |            | 00000             | 27-2309024 |              |     |  | Optum Health Plan of California                    | .DE                  | NIA                              | Collaborative Care Holdings, LLC               | Ownership  | 100.000                                    | UnitedHealth Group Incorporated            | NO                                  |    |
|            |            | 00000             | 46-2385459 |              |     |  |  |                      |                                  | OptumCare Holdings, LLC                        | Ownership  | 100.000                                    | UnitedHealth Group Incorporated            | NO                                  |    |
|            |            |                   |            |              |     |  |  |                      |                                  | Optum Health & Technology Holdings (US), Inc.  | Ownership  | 100.000                                    | UnitedHealth Group Incorporated            | NO                                  |    |
|            |            | 00000             | 98-1097921 |              |     |  | Optum Health Services (Canada) Ltd.                | .CAN                 | NIA                              | Inc.   | Ownership  | 100.000                                    | UnitedHealth Group Incorporated            | NO                                  |    |
|            |            | 00000             | 98-1406274 |              |     |  | Optum Health Solutions (Australia) Pty Ltd.        | .AUS                 | NIA                              | Optum UK Solutions Group Limited               | Ownership  | 100.000                                    | UnitedHealth Group Incorporated            | NO                                  |    |
|            |            | 00000             | 98-1147355 |              |     |  | Optum Health Solutions (UK) Limited                | .GBR                 | NIA                              | Optum UK Solutions Group Limited               | Ownership  | 100.000                                    | UnitedHealth Group Incorporated            | NO                                  |    |
|            |            | 00000             | 58-2068880 |              |     |  | Optum Healthcare of Illinois, Inc.                 | .GA                  | NIA                              | Optum Women's and Children's Health, LLC       | Ownership  | 100.000                                    | UnitedHealth Group Incorporated            | NO                                  |    |
|            |            | 00000             | 20-0212381 |              |     |  | Optum Hospice Pharmacy Services, LLC               | .DE                  | NIA                              | OptumRx Health Solutions, LLC                  | Ownership  | 100.000                                    | UnitedHealth Group Incorporated            | NO                                  |    |
|            |            | 00000             | 11-2997132 |              |     |  | Optum Infusion Services 100, Inc.                  | .NY                  | NIA                              | Optum Infusion Services 500, Inc.              | Ownership  | 100.000                                    | UnitedHealth Group Incorporated            | NO                                  |    |
|            |            | 00000             | 11-3485985 |              |     |  | Optum Infusion Services 101, Inc.                  | .NY                  | NIA                              | Optum Infusion Services 100, Inc.              | Ownership  | 100.000                                    | UnitedHealth Group Incorporated            | NO                                  |    |
|            |            | 00000             | 27-1533840 |              |     |  | Optum Infusion Services 103, LLC                   | .DE                  | NIA                              | Serquinox Holdings LLC                         | Ownership  | 100.000                                    | UnitedHealth Group Incorporated            | NO                                  |    |
|            |            | 00000             | 57-0861358 |              |     |  | Optum Infusion Services 200, Inc.                  | .SC                  | NIA                              | Ambient Healthcare, Inc.                       | Ownership  | 100.000                                    | UnitedHealth Group Incorporated            | NO                                  |    |
|            |            | 00000             | 55-0802777 |              |     |  | Optum Infusion Services 201, Inc.                  | .FL                  | NIA                              | Ambient Healthcare, Inc.                       | Ownership  | 100.000                                    | UnitedHealth Group Incorporated            | NO                                  |    |
|            |            | 00000             | 20-4881413 |              |     |  | Optum Infusion Services 202, Inc.                  | .FL                  | NIA                              | Ambient Healthcare, Inc.                       | Ownership  | 100.000                                    | UnitedHealth Group Incorporated            | NO                                  |    |
|            |            | 00000             | 33-1012700 |              |     |  | Optum Infusion Services 203, Inc.                  | .FL                  | NIA                              | Ambient Healthcare, Inc.                       | Ownership  | 100.000                                    | UnitedHealth Group Incorporated            | NO                                  |    |
|            |            | 00000             | 55-0802774 |              |     |  | Optum Infusion Services 204, Inc.                  | .FL                  | NIA                              | Ambient Healthcare, Inc.                       | Ownership  | 100.000                                    | UnitedHealth Group Incorporated            | NO                                  |    |
|            |            | 00000             | 26-3738273 |              |     |  | Optum Infusion Services 205, Inc.                  | .FL                  | NIA                              | Ambient Healthcare, Inc.                       | Ownership  | 100.000                                    | UnitedHealth Group Incorporated            | NO                                  |    |
|            |            | 00000             | 63-1284325 |              |     |  | Optum Infusion Services 206, Inc.                  | .AL                  | NIA                              | Ambient Healthcare, Inc.                       | Ownership  | 100.000                                    | UnitedHealth Group Incorporated            | NO                                  |    |
|            |            | 00000             | 63-0964525 |              |     |  | Optum Infusion Services 207, Inc.                  | .AL                  | NIA                              | Optum Infusion Services 206, Inc.              | Ownership  | 100.000                                    | UnitedHealth Group Incorporated            | NO                                  |    |
|            |            | 00000             | 20-4963945 |              |     |  | Optum Infusion Services 208, Inc.                  | .NC                  | NIA                              | Ambient Healthcare, Inc.                       | Ownership  | 100.000                                    | UnitedHealth Group Incorporated            | NO                                  |    |
|            |            | 00000             | 55-0802779 |              |     |  | Optum Infusion Services 209, Inc.                  | .GA                  | NIA                              | Ambient Healthcare, Inc.                       | Ownership  | 100.000                                    | UnitedHealth Group Incorporated            | NO                                  |    |
|            |            | 00000             | 75-2196224 |              |     |  | Optum Infusion Services 301, LP                    | .OK                  | NIA                              | Optum Infusion Services 500, Inc.              | Ownership  | 99.950                                     | UnitedHealth Group Incorporated            | NO                                  |    |
|            |            | 00000             | 75-2196224 |              |     |  | Optum Infusion Services 301, LP                    | .OK                  | NIA                              | Optum Infusion Services 305, LLC               | Ownership  | 0.050                                      | UnitedHealth Group Incorporated            | NO                                  |    |
|            |            | 00000             | 27-0668812 |              |     |  | Optum Infusion Services 302, LLC                   | .NE                  | NIA                              | Optum Infusion Services 500, Inc.              | Ownership  | 100.000                                    | UnitedHealth Group Incorporated            | NO                                  |    |
|            |            | 00000             | 26-2565032 |              |     |  | Optum Infusion Services 305, LLC                   | .DE                  | NIA                              | Optum Infusion Services 500, Inc.              | Ownership  | 100.000                                    | UnitedHealth Group Incorporated            | NO                                  |    |
|            |            | 00000             | 20-3741084 |              |     |  | Optum Infusion Services 308, LLC                   | .AZ                  | NIA                              | SCP Specialty Infusion, LLC                    | Ownership  | 100.000                                    | UnitedHealth Group Incorporated            | NO                                  |    |
|            |            | 00000             | 02-0653265 |              |     |  | Optum Infusion Services 401, LLC                   | .CA                  | NIA                              | SCP Specialty Infusion, LLC                    | Ownership  | 100.000                                    | UnitedHealth Group Incorporated            | NO                                  |    |
|            |            | 00000             | 26-4312858 |              |     |  | Optum Infusion Services 402, LLC                   | .CA                  | NIA                              | SCP Specialty Infusion, LLC                    | Ownership  | 100.000                                    | UnitedHealth Group Incorporated            | NO                                  |    |
|            |            | 00000             | 47-0941801 |              |     |  | Optum Infusion Services 403, LLC                   | .CA                  | NIA                              | SCP Specialty Infusion, LLC                    | Ownership  | 100.000                                    | UnitedHealth Group Incorporated            | NO                                  |    |

16.21

STATEMENT AS OF MARCH 31, 2023 OF THE UnitedHealthcare Plan of the River Valley, Inc.

**SCHEDULE Y**  
**PART 1A - DETAIL OF INSURANCE HOLDING COMPANY SYSTEM**

| 1          | 2                               | 3                 | 4          | 5            | 6   | 7  | 8  | 9                    | 10                               | 11   | 12   | 13   | 14   | 15                                  | 16 |
|------------|---------------------------------|-------------------|------------|--------------|-----|--|--|----------------------|----------------------------------|--|--|--|--|-------------------------------------|----|
| Group Code | Group Name                      | NAIC Company Code | ID Number  | Federal RSSD | CIK | Name of Securities Exchange if Publicly Traded (U.S. or International) | Names of Parent, Subsidiaries Or Affiliates      | Domiciliary Location | Relationship to Reporting Entity | Directly Controlled by (Name of Entity/Person) | Type of Control (Ownership, Board, Management, Attorney-in-Fact, Influence, Other) | If Control is Ownership Provide Percentage | Ultimate Controlling Entity(ies)/Person(s) | Is an SCA Filing Required? (Yes/No) | *  |
|            |                                 | 00000             | 93-1103256 |              |     |  | Optum Infusion Services 404, LLC                 | OR                   | NIA                              | SCP Specialty Infusion, LLC                    | Ownership  | 100.000                                    | UnitedHealth Group Incorporated            | NO                                  |    |
|            |                                 | 00000             | 27-3918706 |              |     |  | Optum Infusion Services 500, Inc.                | DE                   | NIA                              | AxelaCare, LLC                                 | Ownership  | 100.000                                    | UnitedHealth Group Incorporated            | NO                                  |    |
|            |                                 | 00000             | 84-2822134 |              |     |  | Optum Infusion Services 501, Inc.                | DE                   | NIA                              | Optum Infusion Services 500, Inc.              | Ownership  | 100.000                                    | UnitedHealth Group Incorporated            | NO                                  |    |
|            |                                 | 00000             | 01-0808529 |              |     |  | Optum Infusion Services 550, LLC                 | DE                   | NIA                              | Diplomat Blocker, LLC                          | Ownership  | 100.000                                    | UnitedHealth Group Incorporated            | NO                                  |    |
|            |                                 | 00000             | 04-3041221 |              |     |  | Optum Infusion Services 551, LLC                 | CT                   | NIA                              | Diplomat Pharmacy, Inc.                        | Ownership  | 100.000                                    | UnitedHealth Group Incorporated            | NO                                  |    |
|            |                                 | 00000             | 02-0651651 |              |     |  | Optum Infusion Services 553, LLC                 | NC                   | NIA                              | Diplomat Pharmacy, Inc.                        | Ownership  | 100.000                                    | UnitedHealth Group Incorporated            | NO                                  |    |
|            |                                 | 00000             | 46-3275933 |              |     |  | Optum Infusion Services 554, Inc.                | NY                   | NIA                              | Diplomat Pharmacy, Inc.                        | Ownership  | 100.000                                    | UnitedHealth Group Incorporated            | NO                                  |    |
| 0707       | UnitedHealth Group Incorporated | 69647             | 31-0628424 |              |     |  | Optum Insurance of Ohio, Inc.                    | OH                   | IA                               | OptumRx PBM of Maryland, LLC                   | Ownership  | 100.000                                    | UnitedHealth Group Incorporated            | NO                                  |    |
|            |                                 | 00000             | 46-1615964 |              |     |  | Optum Labs Topaz, Inc.                           | DE                   | NIA                              | Optum, Inc.                                    | Ownership  | 100.000                                    | UnitedHealth Group Incorporated            | NO                                  |    |
|            |                                 | 00000             |            |              |     |  | Optum Labs, Inc.                                 | PHL                  | NIA                              | Optum Labs, LLC                                | Ownership  | 99.992                                     | UnitedHealth Group Incorporated            | NO                                  |    |
|            |                                 | 00000             | 80-0315079 |              |     |  | Optum Labs, LLC                                  | DE                   | NIA                              | United HealthCare Services, Inc.               | Ownership  | 100.000                                    | UnitedHealth Group Incorporated            | NO                                  |    |
|            |                                 | 00000             | 98-1209730 |              |     |  | Optum Life Sciences (Canada) Inc.                | CAN                  | NIA                              | OptumInsight Life Sciences, Inc.               | Ownership  | 100.000                                    | UnitedHealth Group Incorporated            | NO                                  |    |
|            |                                 | 00000             | 98-1098190 |              |     |  | Optum Management Consulting (Shanghai) Co., Ltd. | CHN                  | NIA                              | Optum Health & Technology Holdings (US), Inc.  | Ownership  | 100.000                                    | UnitedHealth Group Incorporated            | NO                                  |    |
|            |                                 | 00000             | 22-3624559 |              |     |  | Optum Medical Care of New Jersey, P.C.           | NJ                   | NIA                              | Physician(s) Owned                             | Influence  | 0.000                                      | UnitedHealth Group Incorporated            | NO                                  | 1  |
|            |                                 | 00000             | 13-3544120 |              |     |  | Optum Medical Care, P.C.                         | NY                   | NIA                              | Physician(s) Owned                             | Influence  | 0.000                                      | UnitedHealth Group Incorporated            | NO                                  | 1  |
|            |                                 | 00000             | 30-0826311 |              |     |  | Optum Medical Services of California, P.C.       | CA                   | NIA                              | Physician(s) Owned                             | Influence  | 0.000                                      | UnitedHealth Group Incorporated            | NO                                  | 1  |
|            |                                 | 00000             | 45-5424191 |              |     |  | Optum Medical Services of Colorado, P.C.         | CO                   | NIA                              | Physician(s) Owned                             | Influence  | 0.000                                      | UnitedHealth Group Incorporated            | NO                                  | 1  |
|            |                                 | 00000             | 45-3866363 |              |     |  | Optum Medical Services, P.C.                     | NC                   | NIA                              | Physician(s) Owned                             | Influence  | 0.000                                      | UnitedHealth Group Incorporated            | NO                                  | 1  |
| 0707       | UnitedHealth Group Incorporated | 11068             | 30-0029448 |              |     |  | Optum Networks of New Jersey, Inc.               | DE                   | IA                               | OrthoNet Holdings, Inc.                        | Ownership  | 100.000                                    | UnitedHealth Group Incorporated            | NO                                  |    |
|            |                                 | 00000             | 58-1873062 |              |     |  | Optum of New York, Inc.                          | NY                   | NIA                              | Optum Women's and Children's Health, LLC       | Ownership  | 100.000                                    | UnitedHealth Group Incorporated            | NO                                  |    |
|            |                                 | 00000             | 98-1097761 |              |     |  | Optum Operations (Ireland) Unlimited Company     | IRL                  | NIA                              | UHC Finance (Ireland) Limited                  | Ownership  | 100.000                                    | UnitedHealth Group Incorporated            | NO                                  |    |
|            |                                 | 00000             | 85-3355553 |              |     |  | Optum Oregon MSO, LLC                            | DE                   | NIA                              | Collaborative Care Holdings, LLC               | Ownership  | 100.000                                    | UnitedHealth Group Incorporated            | NO                                  |    |
|            |                                 | 00000             | 88-0934943 |              |     |  | Optum Peak Endoscopy Center, LLC                 | DE                   | NIA                              | Optum SCA CS JV Holdings, LLC                  | Ownership  | 51.000                                     | UnitedHealth Group Incorporated            | NO                                  |    |
|            |                                 | 00000             | 45-3629080 |              |     |  | Optum Perks LLC                                  | DE                   | NIA                              | RVO Health, LLC                                | Ownership  | 100.000                                    | UnitedHealth Group Incorporated            | NO                                  |    |
|            |                                 | 00000             | 87-1235240 |              |     |  | Optum Pharma Services Holdings, Inc.             | DE                   | NIA                              | Optum, Inc.                                    | Ownership  | 100.000                                    | UnitedHealth Group Incorporated            | NO                                  |    |
|            |                                 | 00000             | 36-4435924 |              |     |  | Optum Pharmacy 601, LLC                          | FL                   | NIA                              | Apothecary Holdings, Inc.                      | Ownership  | 100.000                                    | UnitedHealth Group Incorporated            | NO                                  |    |
|            |                                 | 00000             | 82-4030553 |              |     |  | Optum Pharmacy 700, LLC                          | DE                   | NIA                              | OptumRx Administrative Services, LLC           | Ownership  | 100.000                                    | UnitedHealth Group Incorporated            | NO                                  |    |
|            |                                 | 00000             | 84-2827343 |              |     |  | Optum Pharmacy 701, LLC                          | DE                   | NIA                              | OptumRx Administrative Services, LLC           | Ownership  | 100.000                                    | UnitedHealth Group Incorporated            | NO                                  |    |
|            |                                 | 00000             | 46-2731176 |              |     |  | Optum Pharmacy 702, LLC                          | IN                   | NIA                              | OptumRx PBM of Illinois, Inc.                  | Ownership  | 100.000                                    | UnitedHealth Group Incorporated            | NO                                  |    |
|            |                                 | 00000             | 20-2719823 |              |     |  | Optum Pharmacy 704, Inc.                         | TX                   | NIA                              | BriovaRx of Florida, Inc.                      | Ownership  | 100.000                                    | UnitedHealth Group Incorporated            | NO                                  |    |
|            |                                 | 00000             | 55-0824381 |              |     |  | Optum Pharmacy 705, LLC                          | AL                   | NIA                              | BriovaRx of Maine, Inc.                        | Ownership  | 100.000                                    | UnitedHealth Group Incorporated            | NO                                  |    |
|            |                                 | 00000             | 74-3103518 |              |     |  | Optum Pharmacy 706, Inc.                         | NY                   | NIA                              | Salveo Specialty Pharmacy, Inc.                | Ownership  | 100.000                                    | UnitedHealth Group Incorporated            | NO                                  |    |
|            |                                 | 00000             | 20-4515146 |              |     |  | Optum Pharmacy 707, Inc.                         | CA                   | NIA                              | Salveo Specialty Pharmacy, Inc.                | Ownership  | 100.000                                    | UnitedHealth Group Incorporated            | NO                                  |    |
|            |                                 | 00000             | 13-4318552 |              |     |  | Optum Pharmacy 801, Inc.                         | AZ                   | NIA                              | Apothecary Holdings, Inc.                      | Ownership  | 100.000                                    | UnitedHealth Group Incorporated            | NO                                  |    |
|            |                                 | 00000             | 27-0121303 |              |     |  | Optum Pharmacy 806, Inc.                         | CA                   | NIA                              | Apothecary Holdings, Inc.                      | Ownership  | 100.000                                    | UnitedHealth Group Incorporated            | NO                                  |    |
|            |                                 | 00000             | 20-4581265 |              |     |  | Optum Public Sector Solutions, Inc.              | DE                   | NIA                              | OptumInsight, Inc.                             | Ownership  | 100.000                                    | UnitedHealth Group Incorporated            | NO                                  |    |
|            |                                 | 00000             | 46-3328009 |              |     |  | Optum Rocket, LLC                                | DE                   | NIA                              | OptumInsight, Inc.                             | Ownership  | 100.000                                    | UnitedHealth Group Incorporated            | NO                                  |    |
|            |                                 | 00000             | 87-2719650 |              |     |  | Optum SCA CS JV Holdings, LLC                    | DE                   | NIA                              | SCA Colorado Springs Holdings, LLC             | Ownership  | 30.000                                     | UnitedHealth Group Incorporated            | NO                                  |    |
|            |                                 | 00000             | 26-0543382 |              |     |  | Optum Senior Services, LLC                       | AL                   | NIA                              | Optum Hospice Pharmacy Services, LLC           | Ownership  | 100.000                                    | UnitedHealth Group Incorporated            | NO                                  |    |
|            |                                 | 00000             | 98-1307821 |              |     |  | Optum Services (Ireland) Limited                 | IRL                  | NIA                              | Company  | Ownership  | 100.000                                    | UnitedHealth Group Incorporated            | NO                                  |    |
|            |                                 | 00000             | 66-0870003 |              |     |  | Optum Services (Puerto Rico) LLC                 | PRI                  | NIA                              | UnitedHealthcare International III B.V.        | Ownership  | 100.000                                    | UnitedHealth Group Incorporated            | NO                                  |    |
|            |                                 | 00000             | 45-4683454 |              |     |  | Optum Services, Inc.                             | DE                   | NIA                              | Optum, Inc.                                    | Ownership  | 100.000                                    | UnitedHealth Group Incorporated            | NO                                  |    |
|            |                                 | 00000             | 98-0644599 |              |     |  | Optum Solutions UK Holdings Limited              | GBR                  | NIA                              | Optum Health & Technology Holdings (US), Inc.  | Ownership  | 100.000                                    | UnitedHealth Group Incorporated            | NO                                  |    |
|            |                                 | 00000             | 88-0722620 |              |     |  | Optum Specialty Distribution Holdings, LLC       | NV                   | NIA                              | Optum, Inc.                                    | Ownership  | 100.000                                    | UnitedHealth Group Incorporated            | NO                                  |    |
|            |                                 | 00000             | 88-4300788 |              |     |  | Optum Specialty Distribution, LLC                | DE                   | NIA                              | Optum Specialty Distribution Holdings, LLC     | Ownership  | 100.000                                    | UnitedHealth Group Incorporated            | NO                                  |    |

16.22

STATEMENT AS OF MARCH 31, 2023 OF THE UnitedHealthcare Plan of the River Valley, Inc.

**SCHEDULE Y**  
**PART 1A - DETAIL OF INSURANCE HOLDING COMPANY SYSTEM**

| 1          | 2          | 3                 | 4          | 5            | 6   | 7  | 8  | 9                     | 10                                | 11   | 12   | 13   | 14   | 15                                   | 16 |
|------------|------------|-------------------|------------|--------------|-----|--|--|-----------------------|-----------------------------------|--|--|--|--|--------------------------------------|----|
| Group Code | Group Name | NAIC Company Code | ID Number  | Federal RSSD | CIK | Name of Securities Exchange if Publicly Traded (U.S. or International) | Names of Parent, Subsidiaries Or Affiliates    | Domi-ciliary Location | Relation-ship to Reporting Entity | Directly Controlled by (Name of Entity/Person) | Type of Control (Ownership, Board, Management, Attorney-in-Fact, Influence, Other) | If Control is Ownership Provide Percentage | Ultimate Controlling Entity(ies)/Person(s) | Is an SCA Filing Re-quired? (Yes/No) | *  |
|            |            | 00000             | 46-5713629 |              |     |  | Optum Technology, LLC                          | DE                    | NIA                               | OptumInsight, Inc.                             | Ownership  | 100.000                                    | UnitedHealth Group Incorporated            | NO                                   |    |
|            |            | 00000             | 98-1097769 |              |     |  | Optum UK Solutions Group Limited               | GBR                   | NIA                               | Optum Solutions UK Holdings Limited            | Ownership  | 100.000                                    | UnitedHealth Group Incorporated            | NO                                   |    |
|            |            | 00000             | 85-3725073 |              |     |  | Optum Venture Global Partners II, LP           | DE                    | NIA                               | Optum, Inc.                                    | Ownership  | 99.000                                     | UnitedHealth Group Incorporated            | NO                                   |    |
|            |            | 00000             | 37-1890895 |              |     |  | Optum Venture Global Partners, LP              | DE                    | NIA                               | Optum, Inc.                                    | Ownership  | 99.000                                     | UnitedHealth Group Incorporated            | NO                                   |    |
|            |            | 00000             |            |              |     |  | Optum Venture Partners II, LP                  | DE                    | NIA                               | Optum, Inc.                                    | Ownership  | 99.000                                     | UnitedHealth Group Incorporated            | NO                                   |    |
|            |            | 00000             | 83-2512708 |              |     |  | Optum Venture Partners III, LP                 | DE                    | NIA                               | Optum, Inc.                                    | Ownership  | 99.000                                     | UnitedHealth Group Incorporated            | NO                                   |    |
|            |            | 00000             | 82-2483320 |              |     |  | Optum Venture Partners, LP                     | DE                    | NIA                               | Optum, Inc.                                    | Ownership  | 99.000                                     | UnitedHealth Group Incorporated            | NO                                   |    |
|            |            | 00000             | 85-0735012 |              |     |  | Optum Washington Network, LLC                  | WA                    | NIA                               | Collaborative Care Holdings, LLC               | Ownership  | 93.000                                     | UnitedHealth Group Incorporated            | NO                                   |    |
|            |            | 00000             | 58-2205984 |              |     |  | Optum Women's and Children's Health, LLC       | DE                    | NIA                               | My Wellness Solutions, LLC                     | Ownership  | 100.000                                    | UnitedHealth Group Incorporated            | NO                                   |    |
|            |            | 00000             | 30-0580620 |              |     |  | Optum, Inc.                                    | DE                    | NIA                               | United HealthCare Services, Inc.               | Ownership  | 100.000                                    | UnitedHealth Group Incorporated            | NO                                   |    |
|            |            | 00000             | 46-3983926 |              |     |  | Optum360 Services, Inc.                        | DE                    | NIA                               | Optum Rocket, LLC                              | Ownership  | 100.000                                    | UnitedHealth Group Incorporated            | NO                                   |    |
|            |            | 00000             | 82-3446942 |              |     |  | Optum360 Solutions, LLC                        | DE                    | NIA                               | OptumInsight, Inc.                             | Ownership  | 100.000                                    | UnitedHealth Group Incorporated            | NO                                   |    |
|            |            | 00000             | 46-3328307 |              |     |  | Optum360, LLC                                  | DE                    | NIA                               | Optum Rocket, LLC                              | Ownership  | 96.005                                     | UnitedHealth Group Incorporated            | NO                                   |    |
|            |            | 00000             | 30-0940296 |              |     |  | OptumCare ACO New Mexico, LLC                  | DE                    | NIA                               | OptumCare New Mexico, LLC                      | Ownership  | 100.000                                    | UnitedHealth Group Incorporated            | NO                                   |    |
|            |            | 00000             | 83-3608739 |              |     |  | OptumCare ACO West, LLC                        | DE                    | NIA                               | Collaborative Care Holdings, LLC               | Ownership  | 100.000                                    | UnitedHealth Group Incorporated            | NO                                   |    |
|            |            | 00000             | 47-1422097 |              |     |  | OptumCare Clinical Trials, LLC                 | DE                    | NIA                               | OptumCare Holdings, LLC                        | Ownership  | 100.000                                    | UnitedHealth Group Incorporated            | NO                                   |    |
|            |            | 00000             | 35-2597463 |              |     |  | OptumCare Colorado ASC, LLC                    | CO                    | NIA                               | OptumCare Colorado, LLC                        | Ownership  | 100.000                                    | UnitedHealth Group Incorporated            | NO                                   |    |
|            |            | 00000             | 47-2218380 |              |     |  | OptumCare Colorado Springs, LLC                | CO                    | NIA                               | OptumCare Holdings Colorado, LLC               | Ownership  | 100.000                                    | UnitedHealth Group Incorporated            | NO                                   |    |
|            |            | 00000             | 47-2196783 |              |     |  | OptumCare Colorado, LLC                        | CO                    | NIA                               | OptumCare Management, LLC                      | Ownership  | 100.000                                    | UnitedHealth Group Incorporated            | NO                                   |    |
|            |            | 00000             | 26-1508741 |              |     |  | OptumCare Endoscopy Center New Mexico, LLC     | NM                    | NIA                               | OptumCare New Mexico, LLC                      | Ownership  | 100.000                                    | UnitedHealth Group Incorporated            | NO                                   |    |
|            |            | 00000             | 82-2227280 |              |     |  | OptumCare Florida CI, LLC                      | DE                    | NIA                               | OptumCare Florida, LLC                         | Ownership  | 100.000                                    | UnitedHealth Group Incorporated            | NO                                   |    |
|            |            | 00000             | 87-0408859 |              |     |  | OptumCare Florida, LLC                         | DE                    | NIA                               | OptumCare Holdings, LLC                        | Ownership  | 100.000                                    | UnitedHealth Group Incorporated            | NO                                   |    |
|            |            | 00000             | 30-0999065 |              |     |  | OptumCare Holdings Colorado, LLC               | CO                    | NIA                               | OptumCare Colorado, LLC                        | Ownership  | 85.000                                     | UnitedHealth Group Incorporated            | NO                                   |    |
|            |            | 00000             | 56-2592163 |              |     |  | OptumCare Holdings, LLC                        | CA                    | NIA                               | Collaborative Care Holdings, LLC               | Ownership  | 100.000                                    | UnitedHealth Group Incorporated            | NO                                   |    |
|            |            | 00000             | 95-4509662 |              |     |  | OptumCare Management, LLC                      | CA                    | NIA                               | OptumCare Holdings, LLC                        | Ownership  | 100.000                                    | UnitedHealth Group Incorporated            | NO                                   |    |
|            |            | 00000             | 20-4043287 |              |     |  | OptumCare New Mexico, LLC                      | DE                    | NIA                               | OptumCare Management, LLC                      | Ownership  | 100.000                                    | UnitedHealth Group Incorporated            | NO                                   |    |
|            |            | 00000             | 13-4138668 |              |     |  | OptumCare New York IPA, Inc.                   | NY                    | NIA                               | Inspiris, Inc.                                 | Ownership  | 100.000                                    | UnitedHealth Group Incorporated            | NO                                   |    |
|            |            | 00000             | 93-1306308 |              |     |  | OptumCare Portland, LLC                        | OR                    | NIA                               | Physician(s) Owned                             | Influence  | 0.000                                      | UnitedHealth Group Incorporated            | NO                                   | 1  |
|            |            | 00000             | 45-3462809 |              |     |  | OptumCare South Florida, LLC                   | FL                    | NIA                               | OptumCare Management, LLC                      | Ownership  | 100.000                                    | UnitedHealth Group Incorporated            | NO                                   |    |
|            |            | 00000             |            |              |     |  | OptumCare Specialty Practices Investments, LLC | DE                    | NIA                               | SC Affiliates, LLC                             | Ownership  | 100.000                                    | UnitedHealth Group Incorporated            | NO                                   |    |
|            |            | 00000             | 92-0972076 |              |     |  |  | DE                    | NIA                               | SC Affiliates, LLC                             | Ownership  | 100.000                                    | UnitedHealth Group Incorporated            | NO                                   |    |
|            |            | 00000             | 84-3504842 |              |     |  | OptumCare Specialty Practices, LLC             | DE                    | NIA                               | SC Affiliates, LLC                             | Ownership  | 100.000                                    | UnitedHealth Group Incorporated            | NO                                   |    |
|            |            | 00000             | 41-1591944 |              |     |  | OptumHealth Care Solutions, LLC                | DE                    | NIA                               | OptumInsight, Inc.                             | Ownership  | 100.000                                    | UnitedHealth Group Incorporated            | NO                                   |    |
|            |            | 00000             | 47-1192395 |              |     |  | OptumHealth Holdings, LLC                      | DE                    | NIA                               | Optum, Inc.                                    | Ownership  | 100.000                                    | UnitedHealth Group Incorporated            | NO                                   |    |
|            |            | 00000             | 98-1106868 |              |     |  | OptumHealth International B.V.                 | NLD                   | NIA                               | Catamaran S.á.r.l.                             | Ownership  | 100.000                                    | UnitedHealth Group Incorporated            | NO                                   |    |
|            |            | 00000             |            |              |     |  | OptumInsight Holdings, LLC                     | DE                    | NIA                               | Optum, Inc.                                    | Ownership  | 100.000                                    | UnitedHealth Group Incorporated            | NO                                   |    |
|            |            | 00000             | 04-3383745 |              |     |  | OptumInsight Life Sciences, Inc.               | DE                    | NIA                               | OptumInsight, Inc.                             | Ownership  | 100.000                                    | UnitedHealth Group Incorporated            | NO                                   |    |
|            |            | 00000             | 41-1858498 |              |     |  | OptumInsight, Inc.                             | DE                    | NIA                               | OptumInsight Holdings, LLC                     | Ownership  | 100.000                                    | UnitedHealth Group Incorporated            | NO                                   |    |
|            |            | 00000             | 75-2578509 |              |     |  | OptumRx Administrative Services, LLC           | TX                    | NIA                               | OptumRx Holdings I, LLC                        | Ownership  | 100.000                                    | UnitedHealth Group Incorporated            | NO                                   |    |
|            |            | 00000             | 31-1728846 |              |     |  | OptumRx Discount Card Services, LLC            | DE                    | NIA                               | RVO Health, LLC                                | Ownership  | 100.000                                    | UnitedHealth Group Incorporated            | NO                                   |    |
|            |            | 00000             | 47-4734235 |              |     |  | OptumRx Group Holdings, Inc.                   | DE                    | NIA                               | Optum, Inc.                                    | Ownership  | 100.000                                    | UnitedHealth Group Incorporated            | NO                                   |    |
|            |            | 00000             | 46-0666840 |              |     |  | OptumRx Health Solutions, LLC                  | DE                    | NIA                               | OptumRx Administrative Services, LLC           | Ownership  | 100.000                                    | UnitedHealth Group Incorporated            | NO                                   |    |
|            |            | 00000             | 80-0870454 |              |     |  | OptumRx Holdings I, LLC                        | DE                    | NIA                               | OptumRx Group Holdings, Inc.                   | Ownership  | 100.000                                    | UnitedHealth Group Incorporated            | NO                                   |    |
|            |            | 00000             |            |              |     |  | OptumRx Holdings, LLC                          | DE                    | NIA                               | Optum, Inc.                                    | Ownership  | 100.000                                    | UnitedHealth Group Incorporated            | NO                                   |    |
|            |            | 00000             | 34-1472211 |              |     |  | OptumRx Home Delivery of Ohio, LLC             | OH                    | NIA                               | OptumRx Health Solutions, LLC                  | Ownership  | 100.000                                    | UnitedHealth Group Incorporated            | NO                                   |    |
|            |            | 00000             | 20-0218027 |              |     |  | OptumRx IPA III, Inc.                          | NY                    | NIA                               | OptumRx PBM of Maryland, LLC                   | Ownership  | 100.000                                    | UnitedHealth Group Incorporated            | NO                                   |    |
|            |            | 00000             | 20-0151096 |              |     |  | OptumRx NY IPA, Inc.                           | NY                    | NIA                               | OptumRx, Inc.                                  | Ownership  | 100.000                                    | UnitedHealth Group Incorporated            | NO                                   |    |
|            |            | 00000             | 27-3419292 |              |     |  | OptumRx of Pennsylvania, LLC                   | DE                    | NIA                               | OptumRx Health Solutions, LLC                  | Ownership  | 100.000                                    | UnitedHealth Group Incorporated            | NO                                   |    |
|            |            | 00000             | 11-2581812 |              |     |  | OptumRx PBM of Illinois, Inc.                  | DE                    | NIA                               | OptumRx Administrative Services, LLC           | Ownership  | 100.000                                    | UnitedHealth Group Incorporated            | NO                                   |    |

16.23

STATEMENT AS OF MARCH 31, 2023 OF THE UnitedHealthcare Plan of the River Valley, Inc.

**SCHEDULE Y**  
**PART 1A - DETAIL OF INSURANCE HOLDING COMPANY SYSTEM**

| 1          | 2                               | 3                 | 4          | 5            | 6   | 7  | 8   | 9                    | 10                               | 11  | 12   | 13   | 14   | 15                                  | 16 |
|------------|---------------------------------|-------------------|------------|--------------|-----|--|---|----------------------|----------------------------------|---|--|--|--|-------------------------------------|----|
| Group Code | Group Name                      | NAIC Company Code | ID Number  | Federal RSSD | CIK | Name of Securities Exchange if Publicly Traded (U.S. or International) | Names of Parent, Subsidiaries Or Affiliates           | Domiciliary Location | Relationship to Reporting Entity | Directly Controlled by (Name of Entity/Person)          | Type of Control (Ownership, Board, Management, Attorney-in-Fact, Influence, Other) | If Control is Ownership Provide Percentage | Ultimate Controlling Entity(ies)/Person(s) | Is an SCA Filing Required? (Yes/No) | *  |
|            |                                 | 00000             | 88-0361447 |              |     |  | OptumRx PBM of Maryland, LLC                          | ..NV.....            | ..NIA.....                       | OptumRx Health Solutions, LLC                           | Ownership.....   | 100.000                                    | UnitedHealth Group Incorporated            | ..NO.....                           |    |
|            |                                 | 00000             | 03-0592263 |              |     |  | OptumRx PBM of Pennsylvania, LLC                      | ..PA.....            | ..NIA.....                       | OptumRx of Pennsylvania, LLC                            | Ownership.....   | 100.000                                    | UnitedHealth Group Incorporated            | ..NO.....                           |    |
|            |                                 | 00000             | 38-3693753 |              |     |  | OptumRx PBM of Wisconsin, LLC                         | ..WI.....            | ..NIA.....                       | OptumRx PBM of Illinois, Inc.                           | Ownership.....   | 100.000                                    | UnitedHealth Group Incorporated            | ..NO.....                           |    |
|            |                                 | 00000             | 16-1767416 |              |     |  | OptumRx PD of Pennsylvania, LLC                       | ..PA.....            | ..NIA.....                       | OptumRx of Pennsylvania, LLC                            | Ownership.....   | 100.000                                    | UnitedHealth Group Incorporated            | ..NO.....                           |    |
|            |                                 | 00000             | 88-0373347 |              |     |  | OptumRx Pharmacy of Nevada, Inc.                      | ..NV.....            | ..NIA.....                       | OptumRx Health Solutions, LLC                           | Ownership.....   | 100.000                                    | UnitedHealth Group Incorporated            | ..NO.....                           |    |
|            |                                 | 00000             | 33-0441200 |              |     |  | OptumRx, Inc.   | ..CA.....            | ..NIA.....                       | OptumRx Holdings, LLC                                   | Ownership.....   | 100.000                                    | UnitedHealth Group Incorporated            | ..NO.....                           |    |
|            |                                 | 00000             | 39-1974851 |              |     |  | OptumServe Health Services, Inc.                      | ..WI.....            | ..NIA.....                       | OptumHealth Holdings, LLC                               | Ownership.....   | 100.000                                    | UnitedHealth Group Incorporated            | ..NO.....                           |    |
|            |                                 | 00000             | 52-2016292 |              |     |  | OptumServe Technology Services, Inc.                  | ..MD.....            | ..NIA.....                       | OptumInsight, Inc.                                      | Ownership.....   | 100.000                                    | UnitedHealth Group Incorporated            | ..NO.....                           |    |
|            |                                 | 00000             | 27-3674492 |              |     |  | Oregon Healthcare Resources, LLC                      | ..OR.....            | ..NIA.....                       | CHR Physician Group, P.C.                               | Ownership.....   | 100.000                                    | UnitedHealth Group Incorporated            | ..NO.....                           | 1  |
|            |                                 | 00000             | 22-3883387 |              |     |  | Oregon Outpatient Surgery Center, LLC                 | ..OR.....            | ..NIA.....                       | Providence & SCA Off-Campus Holdings, LLC               | Ownership.....   | 51.180                                     | UnitedHealth Group Incorporated            | ..NO.....                           | 2  |
|            |                                 | 00000             | 20-2404191 |              |     |  | Oren Meyers, Ph.D., LLC                               | ..OH.....            | ..NIA.....                       | OhioSolutions.org LLC                                   | Ownership.....   | 100.000                                    | UnitedHealth Group Incorporated            | ..NO.....                           |    |
|            |                                 | 00000             | 46-2742615 |              |     |  | Orthology Inc.  | ..DE.....            | ..NIA.....                       | ProHEALTH Medical Management, LLC                       | Ownership.....   | 100.000                                    | UnitedHealth Group Incorporated            | ..NO.....                           |    |
|            |                                 | 00000             | 13-3960641 |              |     |  | OrthoNet Holdings, Inc.                               | ..DE.....            | ..NIA.....                       | OptumHealth Care Solutions, LLC                         | Ownership.....   | 100.000                                    | UnitedHealth Group Incorporated            | ..NO.....                           |    |
|            |                                 | 00000             | 13-3818652 |              |     |  | OrthoNet LLC  | ..NY.....            | ..NIA.....                       | OrthoNet Holdings, Inc.                                 | Ownership.....   | 100.000                                    | UnitedHealth Group Incorporated            | ..NO.....                           |    |
|            |                                 | 00000             | 13-4025898 |              |     |  | OrthoNet New York IPA, Inc.                           | ..NY.....            | ..NIA.....                       | OrthoNet Holdings, Inc.                                 | Ownership.....   | 100.000                                    | UnitedHealth Group Incorporated            | ..NO.....                           |    |
|            |                                 | 00000             | 26-2884306 |              |     |  | OrthoNet of the South, Inc.                           | ..DE.....            | ..NIA.....                       | OrthoNet Holdings, Inc.                                 | Ownership.....   | 100.000                                    | UnitedHealth Group Incorporated            | ..NO.....                           |    |
|            |                                 | 00000             | 20-0221966 |              |     |  | OrthoNet West, Inc.                                   | ..DE.....            | ..NIA.....                       | OrthoNet Holdings, Inc.                                 | Ownership.....   | 100.000                                    | UnitedHealth Group Incorporated            | ..NO.....                           |    |
|            |                                 | 00000             | 81-2594417 |              |     |  | Orthopedic Surgery Center of Palm Beach County, LLC   | ..FL.....            | ..NIA.....                       | SCA-Palm Beach, LLC                                     | Ownership.....   | 25.000                                     | UnitedHealth Group Incorporated            | ..NO.....                           | 2  |
|            |                                 | 00000             | 85-2357227 |              |     |  | OrthoWest MSO, LLC                                    | ..DE.....            | ..NIA.....                       | OptumCare Specialty Practices, LLC                      | Ownership.....   | 50.000                                     | UnitedHealth Group Incorporated            | ..NO.....                           |    |
|            |                                 | 00000             | 98-1284698 |              |     |  | OSB - Tecnologia e Serviços de Suporte Lda.           | ..BRA.....           | ..NIA.....                       | Anil Assistência Médica Internacional S.A.              | Ownership.....   | 100.000                                    | UnitedHealth Group Incorporated            | ..NO.....                           |    |
|            |                                 | 00000             | 98-1284698 |              |     |  | OSB - Tecnologia e Serviços de Suporte Lda.           | ..BRA.....           | ..NIA.....                       | Cemed Care - Empresa de Atendimento Clínico Geral Ltda. | Ownership.....   | 0.000                                      | UnitedHealth Group Incorporated            | ..NO.....                           |    |
|            |                                 | 00000             | 41-1921007 |              |     |  | Ovations, Inc.  | ..DE.....            | ..NIA.....                       | United HealthCare Services, Inc.                        | Ownership.....   | 100.000                                    | UnitedHealth Group Incorporated            | ..NO.....                           |    |
|            |                                 | 00000             | 06-1587795 |              |     |  | Oxford Benefit Management, Inc.                       | ..CT.....            | ..NIA.....                       | Oxford Health Plans LLC                                 | Ownership.....   | 100.000                                    | UnitedHealth Group Incorporated            | ..NO.....                           |    |
| .0707      | UnitedHealth Group Incorporated | 78026             | 22-2797560 |              |     |  | Oxford Health Insurance, Inc.                         | ..NY.....            | ..IA.....                        | UnitedHealthcare Insurance Company                      | Ownership.....   | 100.000                                    | UnitedHealth Group Incorporated            | ..NO.....                           |    |
| .0707      | UnitedHealth Group Incorporated | 96798             | 06-1181201 |              |     |  | Oxford Health Plans (CT), Inc.                        | ..CT.....            | ..IA.....                        | Oxford Health Plans LLC                                 | Ownership.....   | 100.000                                    | UnitedHealth Group Incorporated            | ..NO.....                           |    |
| .0707      | UnitedHealth Group Incorporated | 95506             | 22-2745725 |              |     |  | Oxford Health Plans (NJ), Inc.                        | ..NJ.....            | ..IA.....                        | Oxford Health Plans LLC                                 | Ownership.....   | 100.000                                    | UnitedHealth Group Incorporated            | ..NO.....                           |    |
| .0707      | UnitedHealth Group Incorporated | 95479             | 06-1181200 |              |     |  | Oxford Health Plans (NY), Inc.                        | ..NY.....            | ..IA.....                        | Oxford Health Plans LLC                                 | Ownership.....   | 100.000                                    | UnitedHealth Group Incorporated            | ..NO.....                           |    |
|            |                                 | 00000             | 52-2443751 |              |     |  | Oxford Health Plans LLC                               | ..DE.....            | ..NIA.....                       | UnitedHealth Group Incorporated                         | Ownership.....   | 100.000                                    | UnitedHealth Group Incorporated            | ..NO.....                           |    |
|            |                                 | 00000             | 27-0008097 |              |     |  | P2P Link, LLC   | ..DE.....            | ..NIA.....                       | SRPS, LLC   | Ownership.....   | 100.000                                    | UnitedHealth Group Incorporated            | ..NO.....                           |    |
|            |                                 | 00000             | 33-0704734 |              |     |  | Pacific Cardiovascular Associates Medical Group, Inc. | ..CA.....            | ..NIA.....                       | Surgical Care Affiliates, LLC                           | Influence.....   | 0.000                                      | UnitedHealth Group Incorporated            | ..NO.....                           |    |
|            |                                 | 00000             | 75-2857077 |              |     |  | Pacific Casualty Company, Inc.                        | ..HI.....            | ..NIA.....                       | USHEALTH Group, Inc.                                    | Ownership.....   | 100.000                                    | UnitedHealth Group Incorporated            | ..NO.....                           |    |
|            |                                 | 00000             | 33-0704734 |              |     |  | Pacific Care Life and Health Insurance Company        | ..IN.....            | ..IA.....                        | United HealthCare Services, Inc.                        | Ownership.....   | 100.000                                    | UnitedHealth Group Incorporated            | ..NO.....                           |    |
| .0707      | UnitedHealth Group Incorporated | 70785             | 35-1137395 |              |     |  | Pacific Care Life Assurance Company                   | ..CO.....            | ..IA.....                        | United HealthCare Services, Inc.                        | Ownership.....   | 100.000                                    | UnitedHealth Group Incorporated            | ..NO.....                           |    |
| .0707      | UnitedHealth Group Incorporated | 84506             | 95-2829463 |              |     |  | PacificCare of Arizona, Inc.                          | ..AZ.....            | ..IA.....                        | United HealthCare Services, Inc.                        | Ownership.....   | 100.000                                    | UnitedHealth Group Incorporated            | ..NO.....                           |    |
| .0707      | UnitedHealth Group Incorporated | 95617             | 94-3267522 |              |     |  | PacificCare of Colorado, Inc.                         | ..CO.....            | ..IA.....                        | United HealthCare Services, Inc.                        | Ownership.....   | 100.000                                    | UnitedHealth Group Incorporated            | ..NO.....                           |    |
| .0707      | UnitedHealth Group Incorporated | 95434             | 84-1011378 |              |     |  | PacificCare of Colorado, Inc.                         | ..CO.....            | ..IA.....                        | United HealthCare Services, Inc.                        | Ownership.....   | 100.000                                    | UnitedHealth Group Incorporated            | ..NO.....                           |    |
|            |                                 | 00000             | 98-1444613 |              |     |  | Pacific S.A. Entidad Prestadora de Salud              | ..PER.....           | ..NIA.....                       | Empremédica S. A.                                       | Ownership.....   | 50.000                                     | UnitedHealth Group Incorporated            | ..NO.....                           |    |
|            |                                 | 00000             | 48-1255983 |              |     |  | Panama City Surgery Center, LLC                       | ..FL.....            | ..NIA.....                       | SVHS-SCA Florida JV, LLC                                | Ownership.....   | 51.624                                     | UnitedHealth Group Incorporated            | ..NO.....                           |    |
|            |                                 | 00000             | 48-1255983 |              |     |  | Panama City Surgery Center, LLC                       | ..FL.....            | ..NIA.....                       | SCA-Panama City Holdings, LLC                           | Ownership.....   | 2.739                                      | UnitedHealth Group Incorporated            | ..NO.....                           |    |
|            |                                 | 00000             | 45-1484375 |              |     |  | Park Hill Surgery Center, LLC                         | ..TX.....            | ..NIA.....                       | Surgical Care Affiliates, LLC                           | Influence.....   | 0.000                                      | UnitedHealth Group Incorporated            | ..NO.....                           |    |
|            |                                 | 00000             | 20-2387587 |              |     |  | Parker LP, LLC  | ..NV.....            | ..NIA.....                       | HealthSmart Benefits Management, LLC                    | Ownership.....   | 100.000                                    | UnitedHealth Group Incorporated            | ..NO.....                           |    |
|            |                                 | 00000             | 20-4127100 |              |     |  | Parkway Surgery Center, LLC                           | ..DE.....            | ..NIA.....                       | WellSpan-SCA Holdings, LLC                              | Ownership.....   | 78.400                                     | UnitedHealth Group Incorporated            | ..NO.....                           | 2  |
|            |                                 | 00000             | 62-1500185 |              |     |  | Partial Hospital Systems, Inc.                        | ..TN.....            | ..NIA.....                       | Refresh Mental Health, Inc.                             | Ownership.....   | 100.000                                    | UnitedHealth Group Incorporated            | ..NO.....                           |    |
|            |                                 | 00000             | 20-1311030 |              |     |  | Patient Care Associates, L.L.C.                       | ..NJ.....            | ..NIA.....                       | SCA Englewood Holdings, LLC                             | Ownership.....   | 55.844                                     | UnitedHealth Group Incorporated            | ..NO.....                           |    |
|            |                                 | 00000             | 20-1311030 |              |     |  | Patrimonio Autónomo Nueva Clínica                     | ..COL.....           | ..NIA.....                       | CDC Holdings Colombia S.A.S.                            | Ownership.....   | 9.730                                      | UnitedHealth Group Incorporated            | ..NO.....                           |    |
|            |                                 | 00000             | 20-1311030 |              |     |  | Patrimonio Autónomo Nueva Clínica                     | ..COL.....           | ..NIA.....                       | Inverclinco S.A.S.                                      | Ownership.....   | 65.330                                     | UnitedHealth Group Incorporated            | ..NO.....                           |    |

16.24

STATEMENT AS OF MARCH 31, 2023 OF THE UnitedHealthcare Plan of the River Valley, Inc.

**SCHEDULE Y**  
**PART 1A - DETAIL OF INSURANCE HOLDING COMPANY SYSTEM**

| 1          | 2                               | 3                 | 4          | 5            | 6   | 7  | 8  | 9                    | 10                               | 11   | 12   | 13   | 14   | 15                                  | 16 |
|------------|---------------------------------|-------------------|------------|--------------|-----|--|--|----------------------|----------------------------------|--|--|--|--|-------------------------------------|----|
| Group Code | Group Name                      | NAIC Company Code | ID Number  | Federal RSSD | CIK | Name of Securities Exchange if Publicly Traded (U.S. or International) | Names of Parent, Subsidiaries Or Affiliates    | Domiciliary Location | Relationship to Reporting Entity | Directly Controlled by (Name of Entity/Person)                                       | Type of Control (Ownership, Board, Management, Attorney-in-Fact, Influence, Other) | If Control is Ownership Provide Percentage | Ultimate Controlling Entity(ies)/Person(s) | Is an SCA Filing Required? (Yes/No) | *  |
|            |                                 | 00000             |            |              |     |  | Patrimonio Autónomo Nueva Clínica              | ..COL                | .....NIA                         | Promotora Country S.A.   | Ownership  | 0.230                                      | UnitedHealth Group Incorporated            | .....NO                             |    |
|            |                                 | 00000             |            |              |     |  | Patrimonio Autónomo Nueva Clínica              | ..COL                | .....NIA                         | Banmedica Internacional SpA  | Ownership  | 9.590                                      | UnitedHealth Group Incorporated            | .....NO                             |    |
|            |                                 | 00000             | 62-1451147 |              |     |  | Payment Resolution Services, LLC               | ..TN                 | .....NIA                         | OptumInsight, Inc.   | Ownership  | 100.000                                    | UnitedHealth Group Incorporated            | .....NO                             |    |
|            |                                 | 00000             | 75-2103975 |              |     |  | PDX, Inc.                                      | ..TX                 | .....NIA                         | eRx Network, LLC   | Ownership  | 100.000                                    | UnitedHealth Group Incorporated            | .....NO                             |    |
|            |                                 | 00000             | 27-4496894 |              |     |  | PE Healthcare Associates, LLC                  | ..NY                 | .....NIA                         | Physician(s) Owned   | Influence  | 0.000                                      | UnitedHealth Group Incorporated            | .....NO                             | 1  |
|            |                                 | 00000             | 46-3458187 |              |     |  | PE Holdco, LLC                                 | ..DE                 | .....NIA                         | Endo Parent, Inc.  | Ownership  | 100.000                                    | UnitedHealth Group Incorporated            | .....NO                             |    |
|            |                                 | 00000             | 81-4315098 |              |     |  | PE New Jersey Holdco, LLC                      | ..NJ                 | .....NIA                         | Physicians Endoscopy, L.L.C.   | Ownership  | 100.000                                    | UnitedHealth Group Incorporated            | .....NO                             |    |
|            |                                 | 00000             | 91-1885912 |              |     |  | Peninsula Psychological Center, Inc., P.S.     | ..WA                 | .....NIA                         | Physician(s) Owned   | Influence  | 0.000                                      | UnitedHealth Group Incorporated            | .....NO                             | 1  |
|            |                                 | 00000             | 47-2429625 |              |     |  | Penzo Enterprises, LLC                         | ..DE                 | .....NIA                         | OptumRx Holdings, LLC  | Ownership  | 100.000                                    | UnitedHealth Group Incorporated            | .....NO                             |    |
| .0707      | UnitedHealth Group Incorporated | 13607             | 20-5662149 |              |     |  | Peoples Health, Inc.                           | ..LA                 | .....IA                          | Organization, L.L.C.   | Ownership  | 100.000                                    | UnitedHealth Group Incorporated            | .....NO                             |    |
|            |                                 | 00000             | 20-5608977 |              |     |  | Perham Physical Therapy, LTD                   | ..MN                 | .....NIA                         | Orthology Inc.   | Ownership  | 100.000                                    | UnitedHealth Group Incorporated            | .....NO                             |    |
|            |                                 | 00000             | 58-1978405 |              |     |  | Perimeter Center for Outpatient Surgery, L.P.  | ..GA                 | .....NIA                         | SHC Atlanta, LLC   | Ownership  | 46.834                                     | UnitedHealth Group Incorporated            | .....NO                             | 2  |
|            |                                 | 00000             | 38-2592367 |              |     |  | Perspectives of Troy, P.C.                     | ..MI                 | .....NIA                         | Physician(s) Owned   | Influence  | 0.000                                      | UnitedHealth Group Incorporated            | .....NO                             | 1  |
|            |                                 | 00000             | 81-4555910 |              |     |  | PF2 IP LLC                                     | ..DE                 | .....NIA                         | Change Healthcare Inc.   | Ownership  | 100.000                                    | UnitedHealth Group Incorporated            | .....NO                             |    |
|            |                                 | 00000             | 35-2578322 |              |     |  | PF2 PST Services LLC                           | ..DE                 | .....NIA                         | Change Healthcare Inc.   | Ownership  | 100.000                                    | UnitedHealth Group Incorporated            | .....NO                             |    |
|            |                                 | 00000             | 47-2582247 |              |     |  | PGC Acquisition Holdings, LLC                  | ..PA                 | .....NIA                         | Physicians Endoscopy, L.L.C.   | Ownership  | 100.000                                    | UnitedHealth Group Incorporated            | .....NO                             |    |
|            |                                 | 00000             |            |              |     |  | PGH Global (Cayman) Limited                    | ..CYM                | .....NIA                         | PGH Global, LLC  | Ownership  | 100.000                                    | UnitedHealth Group Incorporated            | .....NO                             |    |
|            |                                 | 00000             | 46-1722316 |              |     |  | PGH Global, LLC                                | ..DE                 | .....NIA                         | UHC Holdings, Inc.   | Ownership  | 100.000                                    | UnitedHealth Group Incorporated            | .....NO                             |    |
|            |                                 | 00000             |            |              |     |  | PGT Medical Group, Inc.                        | ..TX                 | .....NIA                         | KS Management Services, L.L.C.   | Ownership  | 100.000                                    | UnitedHealth Group Incorporated            | .....NO                             |    |
|            |                                 | 00000             | 82-5162940 |              |     |  | Phoenix Mental Health and Wellness PLLC        | ..AZ                 | .....NIA                         | Refresh Mental Health, Inc.  | Ownership  | 100.000                                    | UnitedHealth Group Incorporated            | .....NO                             |    |
|            |                                 | 00000             | 81-2902954 |              |     |  | Physician Alliance of the Rockies, LLC         | ..CO                 | .....NIA                         | New West Physicians, Inc.  | Ownership  | 100.000                                    | UnitedHealth Group Incorporated            | .....NO                             |    |
|            |                                 | 00000             | 30-0516435 |              |     |  | Physician Partners Medical Group, Inc.         | ..CA                 | .....NIA                         | Physician(s) Owned   | Influence  | 0.000                                      | UnitedHealth Group Incorporated            | .....NO                             | 1  |
|            |                                 | 00000             | 84-3476733 |              |     |  | Physician United PLLC                          | ..AZ                 | .....NIA                         | Greater Phoenix Collaborative Care, P.C.   | Ownership  | 100.000                                    | UnitedHealth Group Incorporated            | .....NO                             | 1  |
|            |                                 | 00000             | 91-1822767 |              |     |  | Physicians Care Network, L.L.C.                | ..WA                 | .....NIA                         | Physician(s) Owned   | Influence  | 0.000                                      | UnitedHealth Group Incorporated            | .....NO                             | 1  |
|            |                                 | 00000             | 59-3438026 |              |     |  | Physicians Day Surgery Center, LLC             | ..FL                 | .....NIA                         | SCA-Naples, LLC  | Ownership  | 51.000                                     | UnitedHealth Group Incorporated            | .....NO                             |    |
|            |                                 | 00000             | 26-2239018 |              |     |  | Physicians Endoscopy Intermediate Holdco, Inc. | ..DE                 | .....NIA                         | PE Holdco, LLC   | Ownership  | 100.000                                    | UnitedHealth Group Incorporated            | .....NO                             |    |
|            |                                 | 00000             | 91-1882702 |              |     |  | Physicians Endoscopy Intermediate Holdco, Inc. | ..DE                 | .....NIA                         | Physicians Endoscopy Intermediate Holdco, Inc.                                       | Ownership  | 100.000                                    | UnitedHealth Group Incorporated            | .....NO                             |    |
|            |                                 | 00000             |            |              |     |  | Physicians Group of Texas, LLC                 | ..TX                 | .....NIA                         | KS Management Services, L.L.C.   | Ownership  | 100.000                                    | UnitedHealth Group Incorporated            | .....NO                             |    |
| .0707      | UnitedHealth Group Incorporated | 11494             | 04-3677255 |              |     |  | Physicians Health Choice of Texas, LLC         | ..TX                 | .....IA                          | United HealthCare Services, Inc.   | Ownership  | 100.000                                    | UnitedHealth Group Incorporated            | .....NO                             |    |
|            |                                 | 00000             | 52-1162824 |              |     |  | Physicians Health Plan of Maryland, Inc.       | ..MD                 | .....NIA                         | United HealthCare Services, Inc.   | Ownership  | 100.000                                    | UnitedHealth Group Incorporated            | .....NO                             |    |
|            |                                 | 00000             | 94-2722082 |              |     |  | Physicians Medical Group of San Jose, Inc.     | ..CA                 | .....NIA                         | Shark Holdings, P.C.   | Ownership  | 100.000                                    | UnitedHealth Group Incorporated            | .....NO                             | 1  |
|            |                                 | 00000             | 86-2631012 |              |     |  | Physicians Medical Holdings                    | ..CA                 | .....NIA                         | Shark Holdings, P.C.   | Ownership  | 100.000                                    | UnitedHealth Group Incorporated            | .....NO                             | 1  |
|            |                                 | 00000             | 20-5071967 |              |     |  | Physicians' Medical Center, LLC                | ..IN                 | .....NIA                         | SCA-AHN JV Holdings II, LLC  | Ownership  | 50.994                                     | UnitedHealth Group Incorporated            | .....NO                             |    |
|            |                                 | 00000             | 20-5170962 |              |     |  | Physicians' Surgery Center of Downey, LLC      | ..CA                 | .....NIA                         | SCA-Downey, LLC  | Ownership  | 1.290                                      | UnitedHealth Group Incorporated            | .....NO                             |    |
|            |                                 | 00000             | 20-5170962 |              |     |  | Physicians' Surgery Center of Downey, LLC      | ..CA                 | .....NIA                         | SCA-AppleCare Partners, LLC  | Ownership  | 59.998                                     | UnitedHealth Group Incorporated            | .....NO                             |    |
|            |                                 | 00000             | 87-3931756 |              |     |  | Pilot Holdings, P.C.                           | ..CA                 | .....NIA                         | Physician(s) Owned   | Influence  | 0.000                                      | UnitedHealth Group Incorporated            | .....NO                             | 1  |
|            |                                 | 00000             | 84-1498816 |              |     |  | Pinnacle III, LLC                              | ..CO                 | .....NIA                         | SCA Pinnacle Holdings, LLC   | Ownership  | 100.000                                    | UnitedHealth Group Incorporated            | .....NO                             |    |
|            |                                 | 00000             | 33-0795271 |              |     |  | Pinnacle Medical Group, Inc.                   | ..CA                 | .....NIA                         | Pilot Holdings, P.C.   | Ownership  | 100.000                                    | UnitedHealth Group Incorporated            | .....NO                             | 1  |
|            |                                 | 00000             | 98-1388873 |              |     |  | Plano de Saúde Ana Costa Ltda.                 | ..BRA                | .....NIA                         | Santos Administração e Participações S.A. Amil Assistência Médica Internacional S.A. | Ownership  | 25.140                                     | UnitedHealth Group Incorporated            | .....NO                             |    |
|            |                                 | 00000             | 98-1388873 |              |     |  | Plano de Saúde Ana Costa Ltda.                 | ..BRA                | .....NIA                         |  | Ownership  | 74.860                                     | UnitedHealth Group Incorporated            | .....NO                             |    |
|            |                                 | 00000             | 66-0742844 |              |     |  | Plus One Health Management Puerto Rico, Inc.   | ..PRI                | .....NIA                         | Plus One Holdings, Inc.  | Ownership  | 100.000                                    | UnitedHealth Group Incorporated            | .....NO                             |    |
|            |                                 | 00000             | 13-3613705 |              |     |  | Plus One Holdings, Inc.                        | ..DE                 | .....NIA                         | OptumHealth Care Solutions, LLC  | Ownership  | 100.000                                    | UnitedHealth Group Incorporated            | .....NO                             |    |
|            |                                 | 00000             | 80-0670247 |              |     |  | PMI Acquisition, LLC                           | ..DE                 | .....NIA                         | Progressive Enterprises Holdings, Inc.   | Ownership  | 100.000                                    | UnitedHealth Group Incorporated            | .....NO                             |    |
|            |                                 | 00000             | 26-3148744 |              |     |  | PMSI Holdings, LLC                             | ..DE                 | .....NIA                         | Progressive Enterprises Holdings, Inc.   | Ownership  | 100.000                                    | UnitedHealth Group Incorporated            | .....NO                             |    |

STATEMENT AS OF MARCH 31, 2023 OF THE UnitedHealthcare Plan of the River Valley, Inc.

**SCHEDULE Y**  
**PART 1A - DETAIL OF INSURANCE HOLDING COMPANY SYSTEM**

| 1          | 2                               | 3                 | 4          | 5            | 6   | 7  | 8   | 9                    | 10                               | 11   | 12   | 13   | 14   | 15                                  | 16 |
|------------|---------------------------------|-------------------|------------|--------------|-----|--|---|----------------------|----------------------------------|--|--|--|--|-------------------------------------|----|
| Group Code | Group Name                      | NAIC Company Code | ID Number  | Federal RSSD | CIK | Name of Securities Exchange if Publicly Traded (U.S. or International) | Names of Parent, Subsidiaries Or Affiliates                     | Domiciliary Location | Relationship to Reporting Entity | Directly Controlled by (Name of Entity/Person) | Type of Control (Ownership, Board, Management, Attorney-in-Fact, Influence, Other) | If Control is Ownership Provide Percentage | Ultimate Controlling Entity(ies)/Person(s) | Is an SCA Filing Required? (Yes/No) | *  |
|            |                                 | 00000             | 59-3166848 |              |     |  | PMSI Settlement Solutions, LLC                                  | FL                   | NIA                              | PMSI Holdings, LLC                             | Ownership  | 100.000                                    | UnitedHealth Group Incorporated            | NO                                  |    |
|            |                                 | 00000             | 56-2422696 |              |     |  | PMSI, LLC   | FL                   | NIA                              | PMSI Holdings, LLC                             | Ownership  | 100.000                                    | UnitedHealth Group Incorporated            | NO                                  |    |
|            |                                 | 00000             | 98-1083164 |              |     |  | Polar II Fundo de Investimento em Participações Multiestratégia | BRA                  | NIA                              | UnitedHealthcare International IV S.á r.l.     | Ownership  | 100.000                                    | UnitedHealth Group Incorporated            | NO                                  |    |
|            |                                 | 00000             | 47-5563848 |              |     |  | Polo Holdco, LLC  | DE                   | NIA                              | Collaborative Care Holdings, LLC               | Ownership  | 100.000                                    | UnitedHealth Group Incorporated            | NO                                  |    |
|            |                                 | 00000             | 83-3042027 |              |     |  | Polyclinic Holdings, P.C.                                       | WA                   | NIA                              | Physician(s) Owned                             | Influence  | 0.000                                      | UnitedHealth Group Incorporated            | NO                                  | 1  |
|            |                                 | 00000             | 46-0508606 |              |     |  | POLYCLINIC MANAGEMENT SERVICES COMPANY, LLC                     | WA                   | NIA                              | The Polyclinic, PLLC                           | Ownership  | 100.000                                    | UnitedHealth Group Incorporated            | NO                                  | 1  |
|            |                                 | 00000             | 46-5415205 |              |     |  | POMCO Network, Inc.   | NY                   | NIA                              | POMCO, Inc.                                    | Ownership  | 100.000                                    | UnitedHealth Group Incorporated            | NO                                  |    |
|            |                                 | 00000             | 15-0581348 |              |     |  | POMCO, Inc.   | NY                   | NIA                              | UMR, Inc.                                      | Ownership  | 100.000                                    | UnitedHealth Group Incorporated            | NO                                  |    |
|            |                                 | 00000             | 33-0261822 |              |     |  | Pomerado Outpatient Surgical Center, Inc.                       | CA                   | NIA                              | ASC Network, LLC                               | Ownership  | 100.000                                    | UnitedHealth Group Incorporated            | NO                                  |    |
|            |                                 | 00000             | 33-0752699 |              |     |  | Pomerado Outpatient Surgical Center, L.P.                       | CA                   | NIA                              | Pomerado Outpatient Surgical Center, Inc.      | Ownership  | 66.750                                     | UnitedHealth Group Incorporated            | NO                                  |    |
|            |                                 | 00000             | 30-0844501 |              |     |  | Post-Acute Care Center for Research, LLC                        | DE                   | NIA                              | naviHealth, Inc.                               | Ownership  | 100.000                                    | UnitedHealth Group Incorporated            | NO                                  |    |
|            |                                 | 00000             | 27-1454121 |              |     |  | PPH Holdings, LLC   | DE                   | NIA                              | Practice Partners in Healthcare, LLC           | Ownership  | 100.000                                    | UnitedHealth Group Incorporated            | NO                                  |    |
|            |                                 | 00000             | 24-1453981 |              |     |  | PPH Management Company, L.L.C.                                  | DE                   | NIA                              | Practice Partners in Healthcare, LLC           | Ownership  | 100.000                                    | UnitedHealth Group Incorporated            | NO                                  |    |
|            |                                 | 00000             | 26-4490039 |              |     |  | PPH-Columbia, Inc.  | DE                   | NIA                              | Practice Partners in Healthcare, LLC           | Ownership  | 100.000                                    | UnitedHealth Group Incorporated            | NO                                  |    |
|            |                                 | 00000             | 26-4489980 |              |     |  | PPH-Gardendale, Inc.  | DE                   | NIA                              | Practice Partners in Healthcare, LLC           | Ownership  | 100.000                                    | UnitedHealth Group Incorporated            | NO                                  |    |
|            |                                 | 00000             | 76-0770414 |              |     |  | Practice Partners in Healthcare, LLC                            | DE                   | NIA                              | SCA-Practice Partners Holdings, LLC            | Ownership  | 100.000                                    | UnitedHealth Group Incorporated            | NO                                  |    |
| .0707      | UnitedHealth Group Incorporated |                   | 12756      |              |     |  | Preferred Care Network of Florida, Inc.                         | FL                   | IA                               | United HealthCare Services, Inc.               | Ownership  | 100.000                                    | UnitedHealth Group Incorporated            | NO                                  |    |
| .0707      | UnitedHealth Group Incorporated |                   | 12155      |              |     |  | Preferred Care Network, Inc.                                    | FL                   | IA                               | United HealthCare Services, Inc.               | Ownership  | 100.000                                    | UnitedHealth Group Incorporated            | NO                                  |    |
|            |                                 | 00000             | 65-0683927 |              |     |  | Preferred Care Partners Holding, Corp.                          | FL                   | NIA                              | United HealthCare Services, Inc.               | Ownership  | 100.000                                    | UnitedHealth Group Incorporated            | NO                                  |    |
| .0707      | UnitedHealth Group Incorporated |                   | 11176      |              |     |  | Preferred Care Partners, Inc.                                   | FL                   | IA                               | Preferred Care Partners Holding, Corp.         | Ownership  | 100.000                                    | UnitedHealth Group Incorporated            | NO                                  |    |
|            |                                 | 00000             | 41-1846481 |              |     |  | PreferredOne Administrative Services, Inc.                      | MN                   | NIA                              | United HealthCare Services, Inc.               | Ownership  | 100.000                                    | UnitedHealth Group Incorporated            | NO                                  |    |
|            |                                 |                   |            |              |     |  | PreferredOne Insurance Company                                  | MN                   | IA                               | PreferredOne Administrative Services, Inc.     | Ownership  | 100.000                                    | UnitedHealth Group Incorporated            | NO                                  |    |
| .0707      | UnitedHealth Group Incorporated |                   | 11817      |              |     |  | PreferredOne Insurance Company                                  | MN                   | IA                               | PreferredOne Administrative Services, Inc.     | Ownership  | 100.000                                    | UnitedHealth Group Incorporated            | NO                                  |    |
|            |                                 | 00000             | 75-3265059 |              |     |  | Premier Choice ACO, Inc.  | CA                   | NIA                              | PrimeCare Medical Network, Inc.                | Ownership  | 100.000                                    | UnitedHealth Group Incorporated            | NO                                  |    |
|            |                                 | 00000             | 72-1378216 |              |     |  | Premier Surgery Center of Louisville, L.P.                      | TN                   | NIA                              | SCA Premier Surgery Center of Louisville, LLC  | Ownership  | 51.000                                     | UnitedHealth Group Incorporated            | NO                                  |    |
|            |                                 | 00000             | 20-1499748 |              |     |  | Premiere Medical Resources, LLC                                 | DE                   | NIA                              | Unity Health Network, LLC                      | Ownership  | 100.000                                    | UnitedHealth Group Incorporated            | NO                                  |    |
|            |                                 | 00000             | 88-2935371 |              |     |  | Prevention Healthcare Holdings, LLC                             | DE                   | NIA                              | RVO Health, LLC                                | Ownership  | 100.000                                    | UnitedHealth Group Incorporated            | NO                                  |    |
|            |                                 | 00000             | 33-0527335 |              |     |  | Primary Care Associated Medical Group, Inc.                     | CA                   | NIA                              | NAMM Medical Group Holdings, Inc.              | Ownership  | 100.000                                    | UnitedHealth Group Incorporated            | NO                                  | 1  |
|            |                                 | 00000             | 88-0253112 |              |     |  | Prime Health, Inc.  | NV                   | NIA                              | Sierra Health Services, Inc.                   | Ownership  | 100.000                                    | UnitedHealth Group Incorporated            | NO                                  |    |
|            |                                 | 00000             | 33-0607478 |              |     |  | PrimeCare Medical Network, Inc.                                 | CA                   | NIA                              | NAMM Holdings, Inc.                            | Ownership  | 100.000                                    | UnitedHealth Group Incorporated            | NO                                  |    |
|            |                                 | 00000             | 87-0757397 |              |     |  | PrimeCare of Citrus Valley, Inc.                                | CA                   | NIA                              | PrimeCare Medical Network, Inc.                | Ownership  | 80.000                                     | UnitedHealth Group Incorporated            | NO                                  |    |
|            |                                 | 00000             | 33-0674407 |              |     |  | PrimeCare of Corona, Inc.                                       | CA                   | NIA                              | PrimeCare Medical Network, Inc.                | Ownership  | 100.000                                    | UnitedHealth Group Incorporated            | NO                                  |    |
|            |                                 | 00000             | 33-0674401 |              |     |  | PrimeCare of Hemet Valley, Inc.                                 | CA                   | NIA                              | PrimeCare Medical Network, Inc.                | Ownership  | 100.000                                    | UnitedHealth Group Incorporated            | NO                                  |    |
|            |                                 | 00000             | 33-0674408 |              |     |  | PrimeCare of Inland Valley, Inc.                                | CA                   | NIA                              | PrimeCare Medical Network, Inc.                | Ownership  | 100.000                                    | UnitedHealth Group Incorporated            | NO                                  |    |
|            |                                 | 00000             | 33-0674402 |              |     |  | PrimeCare of Moreno Valley, Inc.                                | CA                   | NIA                              | PrimeCare Medical Network, Inc.                | Ownership  | 100.000                                    | UnitedHealth Group Incorporated            | NO                                  |    |
|            |                                 | 00000             | 33-0674400 |              |     |  | PrimeCare of Redlands, Inc.                                     | CA                   | NIA                              | PrimeCare Medical Network, Inc.                | Ownership  | 100.000                                    | UnitedHealth Group Incorporated            | NO                                  |    |
|            |                                 | 00000             | 33-0674404 |              |     |  | PrimeCare of Riverside, Inc.                                    | CA                   | NIA                              | PrimeCare Medical Network, Inc.                | Ownership  | 100.000                                    | UnitedHealth Group Incorporated            | NO                                  |    |
|            |                                 | 00000             | 14-1915328 |              |     |  | PrimeCare of San Bernardino, Inc.                               | CA                   | NIA                              | PrimeCare Medical Network, Inc.                | Ownership  | 100.000                                    | UnitedHealth Group Incorporated            | NO                                  |    |
|            |                                 | 00000             | 33-0698439 |              |     |  | PrimeCare of Sun City, Inc.                                     | CA                   | NIA                              | PrimeCare Medical Network, Inc.                | Ownership  | 100.000                                    | UnitedHealth Group Incorporated            | NO                                  |    |
|            |                                 | 00000             | 33-0674409 |              |     |  | PrimeCare of Temecula, Inc.                                     | CA                   | NIA                              | PrimeCare Medical Network, Inc.                | Ownership  | 100.000                                    | UnitedHealth Group Incorporated            | NO                                  |    |
|            |                                 | 00000             | 14-1873402 |              |     |  | Procura Management, Inc.  | DE                   | NIA                              | Healthcare Solutions, Inc.                     | Ownership  | 100.000                                    | UnitedHealth Group Incorporated            | NO                                  |    |
|            |                                 | 00000             | 27-4371197 |              |     |  | Progressive Enterprises Holdings, Inc.                          | DE                   | NIA                              | OptumRx, Inc.                                  | Ownership  | 100.000                                    | UnitedHealth Group Incorporated            | NO                                  |    |
|            |                                 | 00000             | 31-1192384 |              |     |  | Progressive Medical, LLC  | OH                   | NIA                              | PMI Acquisition, LLC                           | Ownership  | 100.000                                    | UnitedHealth Group Incorporated            | NO                                  |    |
|            |                                 | 00000             | 45-4469117 |              |     |  | ProHEALTH Accountable Care Medical Group, PLLC                  | NY                   | NIA                              | ProHEALTH Care Associates, L.L.P.              | Ownership  | 100.000                                    | UnitedHealth Group Incorporated            | NO                                  | 1  |
|            |                                 | 00000             | 11-3447394 |              |     |  | ProHEALTH Ambulatory Surgery Center, Inc.                       | NY                   | NIA                              | Physician(s) Owned                             | Influence  | 0.000                                      | UnitedHealth Group Incorporated            | NO                                  | 1  |
|            |                                 | 00000             | 47-5656253 |              |     |  | ProHEALTH Care Associates of New Jersey LLP                     | NJ                   | NIA                              | Physician(s) Owned                             | Influence  | 0.000                                      | UnitedHealth Group Incorporated            | NO                                  | 1  |



STATEMENT AS OF MARCH 31, 2023 OF THE UnitedHealthcare Plan of the River Valley, Inc.

**SCHEDULE Y**  
**PART 1A - DETAIL OF INSURANCE HOLDING COMPANY SYSTEM**

| 1          | 2          | 3                 | 4          | 5            | 6   | 7  | 8  | 9                    | 10                               | 11   | 12   | 13   | 14   | 15                                  | 16 |
|------------|------------|-------------------|------------|--------------|-----|--|--|----------------------|----------------------------------|--|--|--|--|-------------------------------------|----|
| Group Code | Group Name | NAIC Company Code | ID Number  | Federal RSSD | CIK | Name of Securities Exchange if Publicly Traded (U.S. or International) | Names of Parent, Subsidiaries Or Affiliates      | Domiciliary Location | Relationship to Reporting Entity | Directly Controlled by (Name of Entity/Person) | Type of Control (Ownership, Board, Management, Attorney-in-Fact, Influence, Other) | If Control is Ownership Provide Percentage | Ultimate Controlling Entity(ies)/Person(s) | Is an SCA Filing Required? (Yes/No) | *  |
|            |            | 00000             | 11-3355604 |              |     |  | ProHEALTH Care Associates, L.L.P.                | NY                   | NIA                              | ProHEALTH Medical NY, P.C.                     | Ownership  | 51.000                                     | UnitedHealth Group Incorporated            | NO                                  | 1  |
|            |            | 00000             | 47-1049961 |              |     |  | ProHEALTH Medical Management, LLC                | DE                   | NIA                              | Collaborative Care Holdings, LLC               | Ownership  | 100.000                                    | UnitedHealth Group Incorporated            | NO                                  |    |
|            |            | 00000             | 47-1388406 |              |     |  | ProHEALTH Medical NY, P.C.                       | NY                   | NIA                              | Physician(s) Owned                             | Influence  | 0.000                                      | UnitedHealth Group Incorporated            | NO                                  | 1  |
|            |            | 00000             | 45-5470737 |              |     |  | ProHealth Physicians ACO, LLC                    | CT                   | NIA                              | ProHealth Physicians, Inc.                     | Ownership  | 100.000                                    | UnitedHealth Group Incorporated            | NO                                  |    |
|            |            | 00000             | 06-1446075 |              |     |  | ProHealth Physicians, Inc.                       | CT                   | NIA                              | Polo Holdco, LLC                               | Ownership  | 100.000                                    | UnitedHealth Group Incorporated            | NO                                  |    |
|            |            | 00000             | 06-1469068 |              |     |  | ProHealth Physicians, P.C.                       | CT                   | NIA                              | Physician(s) Owned                             | Influence  | 0.000                                      | UnitedHealth Group Incorporated            | NO                                  | 1  |
|            |            | 00000             | 32-0455430 |              |     |  | ProHealth Proton Center Management, LLC          | DE                   | NIA                              | ProHEALTH Medical Management, LLC              | Ownership  | 100.000                                    | UnitedHealth Group Incorporated            | NO                                  |    |
|            |            | 00000             | 47-5661535 |              |     |  | ProHEALTH Urgent Care Medicine of New Jersey LLP | NJ                   | NIA                              | Physician(s) Owned                             | Influence  | 0.000                                      | UnitedHealth Group Incorporated            | NO                                  | 1  |
|            |            | 00000             | 46-1883579 |              |     |  | ProHEALTH Urgent Care Medicine, PLLC             | NY                   | NIA                              | ProHEALTH Care Associates, L.L.P.              | Ownership  | 100.000                                    | UnitedHealth Group Incorporated            | NO                                  | 1  |
|            |            | 00000             |            |              |     |  | ProHealth/CareMount Dental Management, LLC       | NY                   | NIA                              | CareMount Dental Member, LLC                   | Ownership  | 46.000                                     | UnitedHealth Group Incorporated            | NO                                  | 2  |
|            |            | 00000             |            |              |     |  | Promotora Country S.A.                           | COL                  | NIA                              | Banmedica S.A.                                 | Ownership  | 50.000                                     | UnitedHealth Group Incorporated            | NO                                  |    |
|            |            | 00000             | 22-3493126 |              |     |  | Pronounced Health Solutions, Inc.                | DE                   | NIA                              | My Wellness Solutions, LLC                     | Ownership  | 100.000                                    | UnitedHealth Group Incorporated            | NO                                  |    |
|            |            | 00000             | 98-1444638 |              |     |  | Prosemedic S.A.C.                                | PER                  | NIA                              | Pacifico S.A. Entidad Prestadora de Salud      | Ownership  | 80.000                                     | UnitedHealth Group Incorporated            | NO                                  |    |
|            |            | 00000             | 87-3489454 |              |     |  | Prospero Benefits Management, LLC                | DE                   | NIA                              | Prospero Management Services, LLC              | Ownership  | 100.000                                    | UnitedHealth Group Incorporated            | NO                                  |    |
|            |            | 00000             | 87-3494611 |              |     |  | Prospero Care Management, LLC                    | DE                   | NIA                              | Prospero Management Services, LLC              | Ownership  | 100.000                                    | UnitedHealth Group Incorporated            | NO                                  |    |
|            |            | 00000             | 85-0775386 |              |     |  | Prospero Health Partners Florida, Inc.           | FL                   | NIA                              | Physician(s) Owned                             | Influence  | 0.000                                      | UnitedHealth Group Incorporated            | NO                                  | 1  |
|            |            | 00000             | 82-2400620 |              |     |  | Prospero Health Partners New York, P.C.          | NY                   | NIA                              | Physician(s) Owned                             | Influence  | 0.000                                      | UnitedHealth Group Incorporated            | NO                                  | 1  |
|            |            | 00000             |            |              |     |  | Prospero Health Partners North Carolina, P.C.    | NC                   | NIA                              | Physician(s) Owned                             | Influence  | 0.000                                      | UnitedHealth Group Incorporated            | NO                                  | 1  |
|            |            | 00000             | 84-4569314 |              |     |  | Prospero Health Partners, P.C.                   | MN                   | NIA                              | Physician(s) Owned                             | Influence  | 0.000                                      | UnitedHealth Group Incorporated            | NO                                  | 1  |
|            |            | 00000             | 84-3234753 |              |     |  | Prospero Management Services, LLC                | DE                   | NIA                              | Optum Growth Partners, LLC                     | Ownership  | 100.000                                    | UnitedHealth Group Incorporated            | NO                                  |    |
|            |            | 00000             | 83-4217561 |              |     |  | Prospero Medical Services New Jersey, P.C.       | NJ                   | NIA                              | Physician(s) Owned                             | Influence  | 0.000                                      | UnitedHealth Group Incorporated            | NO                                  | 1  |
|            |            | 00000             | 87-2406404 |              |     |  | Prospero Medical Services, P.A.                  | FL                   | NIA                              | Physician(s) Owned                             | Influence  | 0.000                                      | UnitedHealth Group Incorporated            | NO                                  | 1  |
|            |            | 00000             | 82-3765555 |              |     |  | Providence & SCA Off-Campus Holdings, LLC        | DE                   | NIA                              | SCA-Portland, LLC                              | Ownership  | 40.000                                     | UnitedHealth Group Incorporated            | NO                                  | 2  |
|            |            | 00000             | 82-3270499 |              |     |  | Providence & SCA On-Campus Holdings, LLC         | DE                   | NIA                              | SCA-Portland, LLC                              | Ownership  | 20.000                                     | UnitedHealth Group Incorporated            | NO                                  | 2  |
|            |            | 00000             | 85-0921665 |              |     |  | Psychiatry Services of New York, P.C.            | NY                   | NIA                              | Physician(s) Owned                             | Influence  | 0.000                                      | UnitedHealth Group Incorporated            | NO                                  | 1  |
|            |            | 00000             | 27-3409538 |              |     |  | Psychiatry Specialists Inc.                      | IL                   | NIA                              | Physician(s) Owned                             | Influence  | 0.000                                      | UnitedHealth Group Incorporated            | NO                                  | 1  |
|            |            | 00000             | 16-1484552 |              |     |  | Psychological Healthcare, PLLC                   | NY                   | NIA                              | Physician(s) Owned                             | Influence  | 0.000                                      | UnitedHealth Group Incorporated            | NO                                  | 1  |
|            |            | 00000             | 46-3901920 |              |     |  | Qol Acquisition Holdings Corp.                   | DE                   | NIA                              | Genoa Healthcare, Inc.                         | Ownership  | 100.000                                    | UnitedHealth Group Incorporated            | NO                                  |    |
|            |            | 00000             | 62-1804707 |              |     |  | R Cubed, Inc.                                    | TN                   | NIA                              | naviHealth SM Holdings, Inc.                   | Ownership  | 100.000                                    | UnitedHealth Group Incorporated            | NO                                  |    |
|            |            | 00000             | 35-2493256 |              |     |  | Rally Health, Inc.                               | DE                   | NIA                              | Optum Digital Health Holdings, LLC             | Ownership  | 100.000                                    | UnitedHealth Group Incorporated            | NO                                  |    |
|            |            | 00000             | 84-3345858 |              |     |  | Rapidus Billing Services, LLC                    | NY                   | NIA                              | Crystal Run Transformation Services, LLC       | Ownership  | 100.000                                    | UnitedHealth Group Incorporated            | NO                                  |    |
|            |            | 00000             | 80-0947972 |              |     |  | Real Appeal, LLC                                 | DE                   | NIA                              | RVO Health, LLC                                | Ownership  | 100.000                                    | UnitedHealth Group Incorporated            | NO                                  |    |
|            |            | 00000             | 20-0785644 |              |     |  | Red Oak Counseling, Ltd.                         | WI                   | NIA                              | Physician(s) Owned                             | Influence  | 0.000                                      | UnitedHealth Group Incorporated            | NO                                  | 1  |
|            |            | 00000             | 94-3115625 |              |     |  | Redlands Ambulatory Surgery Center               | CA                   | NIA                              | Redlands-SCA Surgery Centers, Inc.             | Ownership  | 54.000                                     | UnitedHealth Group Incorporated            | NO                                  |    |
|            |            | 00000             |            |              |     |  | Redlands Family Practice Medical Group, Inc.     | CA                   | NIA                              | Physician(s) Owned                             | Influence  | 0.000                                      | UnitedHealth Group Incorporated            | NO                                  | 1  |
|            |            | 00000             | 56-2627067 |              |     |  | Redlands-SCA Surgery Centers, Inc.               | CA                   | NIA                              | SC Affiliates, LLC                             | Ownership  | 100.000                                    | UnitedHealth Group Incorporated            | NO                                  |    |
|            |            | 00000             | 94-3115627 |              |     |  | Refresh Canopy Cove, Inc.                        | FL                   | NIA                              | Physician(s) Owned                             | Influence  | 0.000                                      | UnitedHealth Group Incorporated            | NO                                  | 1  |
|            |            | 00000             | 82-3603285 |              |     |  | Refresh Centers, Inc.                            | IN                   | NIA                              | Physician(s) Owned                             | Influence  | 0.000                                      | UnitedHealth Group Incorporated            | NO                                  | 1  |
|            |            | 00000             | 30-0358493 |              |     |  | Refresh Connecticut, PLLC                        | CT                   | NIA                              | Physician(s) Owned                             | Influence  | 0.000                                      | UnitedHealth Group Incorporated            | NO                                  | 1  |
|            |            | 00000             | 84-2663780 |              |     |  | Refresh Evolve, LLC                              | WI                   | NIA                              | Physician(s) Owned                             | Influence  | 0.000                                      | UnitedHealth Group Incorporated            | NO                                  | 1  |
|            |            | 00000             | 83-4507157 |              |     |  | Refresh In-Home Counseling LLC                   | IL                   | NIA                              | Physician(s) Owned                             | Influence  | 0.000                                      | UnitedHealth Group Incorporated            | NO                                  | 1  |
|            |            | 00000             | 82-5351068 |              |     |  | Refresh Intermediate Holdings, Inc.              | DE                   | NIA                              | Refresh Parent Holdings, Inc.                  | Ownership  | 100.000                                    | UnitedHealth Group Incorporated            | NO                                  |    |
|            |            | 00000             | 83-3883510 |              |     |  | Refresh Kentucky, PLLC                           | KY                   | NIA                              | Refresh Mental Health, Inc.                    | Ownership  | 100.000                                    | UnitedHealth Group Incorporated            | NO                                  |    |
|            |            | 00000             | 47-4241017 |              |     |  | Refresh Management, LLC                          | DE                   | NIA                              | Refresh Mental Health, Inc.                    | Ownership  | 100.000                                    | UnitedHealth Group Incorporated            | NO                                  |    |
|            |            | 00000             | 82-1945238 |              |     |  | Refresh Mental Health, Inc.                      | DE                   | NIA                              | Refresh Intermediate Holdings, Inc.            | Ownership  | 100.000                                    | UnitedHealth Group Incorporated            | NO                                  |    |
|            |            | 00000             | 83-0697837 |              |     |  | Refresh New Jersey Psych Health LLC              | NJ                   | NIA                              | Refresh Mental Health, Inc.                    | Ownership  | 100.000                                    | UnitedHealth Group Incorporated            | NO                                  |    |

STATEMENT AS OF MARCH 31, 2023 OF THE UnitedHealthcare Plan of the River Valley, Inc.

**SCHEDULE Y**  
**PART 1A - DETAIL OF INSURANCE HOLDING COMPANY SYSTEM**

| 1          | 2                               | 3                 | 4          | 5            | 6   | 7  | 8  | 9                     | 10                                | 11   | 12   | 13   | 14   | 15                                   | 16 |
|------------|---------------------------------|-------------------|------------|--------------|-----|--|--|-----------------------|-----------------------------------|--|--|--|--|--------------------------------------|----|
| Group Code | Group Name                      | NAIC Company Code | ID Number  | Federal RSSD | CIK | Name of Securities Exchange if Publicly Traded (U.S. or International) | Names of Parent, Subsidiaries Or Affiliates                  | Domi-ciliary Location | Relation-ship to Reporting Entity | Directly Controlled by (Name of Entity/Person)     | Type of Control (Ownership, Board, Management, Attorney-in-Fact, Influence, Other) | If Control is Ownership Provide Percentage | Ultimate Controlling Entity(ies)/Person(s) | Is an SCA Filing Re-quired? (Yes/No) | *  |
|            |                                 | 00000             | 82-1945585 |              |     |  | Refresh Parent Holdings, Inc.                                | DE                    | NIA                               | Restore OMH Holdings, Inc.                         | Ownership  | 100.000                                    | UnitedHealth Group Incorporated            | NO                                   |    |
|            |                                 | 00000             | 84-1756547 |              |     |  | Refresh Pennsylvania, LLC                                    | PA                    | NIA                               | Physician(s) Owned                                 | Influence  | 0.000                                      | UnitedHealth Group Incorporated            | NO                                   | 1  |
|            |                                 | 00000             | 20-5251393 |              |     |  | Reliant Medical Group The Endoscopy Center, LLC              | MA                    | NIA                               | Reliant Medical Group, Inc.                        | Ownership  | 100.000                                    | UnitedHealth Group Incorporated            | NO                                   | 1  |
|            |                                 | 00000             | 04-2472266 |              |     |  | Reliant Medical Group, Inc.                                  | MA                    | NIA                               | Physician(s) Owned                                 | Influence  | 0.000                                      | UnitedHealth Group Incorporated            | NO                                   | 1  |
|            |                                 | 00000             | 82-3745100 |              |     |  | Reliant MSO, LLC   | DE                    | NIA                               | Collaborative Care Holdings, LLC                   | Ownership  | 100.000                                    | UnitedHealth Group Incorporated            | NO                                   |    |
|            |                                 | 00000             | 46-0558032 |              |     |  | Research Surgical Center LLC                                 | CO                    | NIA                               | PPH Holdings, LLC                                  | Ownership  | 51.000                                     | UnitedHealth Group Incorporated            | NO                                   |    |
|            |                                 | 00000             | 86-2957267 |              |     |  | Restore OMH Holdings, Inc.                                   | DE                    | NIA                               | Restore OMH Intermediate Holdings, Inc.            | Ownership  | 100.000                                    | UnitedHealth Group Incorporated            | NO                                   |    |
|            |                                 | 00000             | 86-2955057 |              |     |  | Restore OMH Intermediate Holdings, Inc.                      | DE                    | NIA                               | OptumHealth Holdings, LLC                          | Ownership  | 100.000                                    | UnitedHealth Group Incorporated            | NO                                   |    |
|            |                                 | 00000             | 46-0758315 |              |     |  | River Valley ASC, LLC  | CT                    | NIA                               | SCA-River Valley, LLC                              | Ownership  | 59.957                                     | UnitedHealth Group Incorporated            | NO                                   | 2  |
|            |                                 | 00000             | 33-0055097 |              |     |  | Riverside Community Healthplan Medical Group, Inc.           | CA                    | NIA                               | NAMM Medical Group Holdings, Inc.                  | Ownership  | 100.000                                    | UnitedHealth Group Incorporated            | NO                                   | 1  |
|            |                                 | 00000             | 26-2780183 |              |     |  | Riverside Corporate Wellness, LLC                            | WI                    | NIA                               | United HealthCare Services, Inc.                   | Ownership  | 50.000                                     | UnitedHealth Group Incorporated            | NO                                   |    |
|            |                                 | 00000             | 20-3420379 |              |     |  | Riverside Electronic Healthcare Resources, Inc.              | CA                    | NIA                               | Riverside Community Healthplan Medical Group, Inc. | Ownership  | 100.000                                    | UnitedHealth Group Incorporated            | NO                                   | 1  |
|            |                                 | 00000             | 32-0500242 |              |     |  | Riverside Medical Management, LLC                            | DE                    | NIA                               | ProHEALTH Medical Management, LLC                  | Ownership  | 100.000                                    | UnitedHealth Group Incorporated            | NO                                   |    |
|            |                                 | 00000             | 83-2735771 |              |     |  | Riverside Surgical Center of Meadowlands, LLC                | NJ                    | NIA                               | SCA-Riverside Partners, LLC                        | Ownership  | 73.000                                     | UnitedHealth Group Incorporated            | NO                                   |    |
|            |                                 | 00000             | 83-2722082 |              |     |  | Riverside Surgical Center of Newark, LLC                     | NJ                    | NIA                               | SCA-Riverside Partners, LLC                        | Ownership  | 99.000                                     | UnitedHealth Group Incorporated            | NO                                   |    |
|            |                                 | 00000             | 83-2722082 |              |     |  | Riverside Surgical Center of Newark, LLC                     | NJ                    | NIA                               | Endoscopy Center Affiliates, Inc.                  | Ownership  | 1.000                                      | UnitedHealth Group Incorporated            | NO                                   |    |
|            |                                 | 00000             | 86-0857176 |              |     |  | Robert B. McBeath, M.D. II, P.C.                             | NV                    | NIA                               | Physician(s) Owned                                 | Influence  | 0.000                                      | UnitedHealth Group Incorporated            | NO                                   | 1  |
|            |                                 | 00000             | 46-2662506 |              |     |  | Robert B. McBeath, M.D. III, P.C.                            | NV                    | NIA                               | Physician(s) Owned                                 | Influence  | 0.000                                      | UnitedHealth Group Incorporated            | NO                                   | 1  |
|            |                                 | 00000             | 88-0310956 |              |     |  | Robert B. McBeath, M.D., Professional Corporation            | NV                    | NIA                               | Physician(s) Owned                                 | Influence  | 0.000                                      | UnitedHealth Group Incorporated            | NO                                   | 1  |
|            |                                 | 00000             | 04-3713185 |              |     |  | Rockville Eye Surgery Center, LLC                            | MD                    | NIA                               | SCA Palisades Holdings, LLC                        | Ownership  | 63.715                                     | UnitedHealth Group Incorporated            | NO                                   |    |
| .0707      | UnitedHealth Group Incorporated | 95482             | 84-0614905 |              |     |  | Rocky Mountain Health Maintenance Organization, Incorporated | CO                    | IA                                | United HealthCare Services, Inc.                   | Ownership  | 100.000                                    | UnitedHealth Group Incorporated            | NO                                   |    |
|            |                                 | 00000             | 37-1832312 |              |     |  | Rush Oak Brook Surgery Center, LLC                           | IL                    | NIA                               | SCA Rush Oak Brook Holdings, LLC                   | Ownership  | 10.000                                     | UnitedHealth Group Incorporated            | NO                                   | 2  |
|            |                                 | 00000             | 88-1570490 |              |     |  | RVO Health, LLC  | DE                    | NIA                               | Solaris JV Holdings, Inc.                          | Ownership  | 17.173                                     | UnitedHealth Group Incorporated            | NO                                   |    |
|            |                                 | 00000             | 88-1570490 |              |     |  | RVO Health, LLC  | DE                    | NIA                               | United HealthCare Services, Inc.                   | Ownership  | 32.836                                     | UnitedHealth Group Incorporated            | NO                                   |    |
|            |                                 | 00000             |            |              |     |  | RX Ricardo Campos Ltda.                                      | BRA                   | NIA                               | S.A.   | Ownership  | 100.000                                    | UnitedHealth Group Incorporated            | NO                                   |    |
|            |                                 | 00000             | 77-0398259 |              |     |  | Saad A. Shakir, M.D., Inc.                                   | CA                    | NIA                               | Physician(s) Owned                                 | Influence  | 0.000                                      | UnitedHealth Group Incorporated            | NO                                   | 1  |
|            |                                 | 00000             | 83-0521940 |              |     |  | Sacred Heart ASC, LLC  | FL                    | NIA                               | SVHS-SCA Florida JV, LLC                           | Ownership  | 61.125                                     | UnitedHealth Group Incorporated            | NO                                   | 2  |
|            |                                 | 00000             |            |              |     |  | Saden S.A.   | CHL                   | NIA                               | Clínica Dávila y Servicios Médicos S.p.A.          | Ownership  | 0.077                                      | UnitedHealth Group Incorporated            | NO                                   |    |
|            |                                 | 00000             |            |              |     |  | Saden S.A.   | CHL                   | NIA                               | Banmedica S.A.                                     | Ownership  | 99.923                                     | UnitedHealth Group Incorporated            | NO                                   |    |
|            |                                 | 00000             | 85-2734753 |              |     |  | Salem JV Holdings, LLC                                       | DE                    | NIA                               | Surgicare of Salem, LLC                            | Ownership  | 51.000                                     | UnitedHealth Group Incorporated            | NO                                   |    |
|            |                                 | 00000             | 74-2462470 |              |     |  | Salem Surgery Center, LLC                                    | OR                    | NIA                               | Salem JV Holdings, LLC                             | Ownership  | 51.000                                     | UnitedHealth Group Incorporated            | NO                                   |    |
|            |                                 | 00000             | 45-2219585 |              |     |  | Salveo Specialty Pharmacy, Inc.                              | DE                    | NIA                               | OptumRx Administrative Services, LLC               | Ownership  | 100.000                                    | UnitedHealth Group Incorporated            | NO                                   |    |
|            |                                 | 00000             | 95-3088615 |              |     |  | San Bernardino Medical Group, Inc.                           | CA                    | NIA                               | NAMM Medical Group Holdings, Inc.                  | Ownership  | 100.000                                    | UnitedHealth Group Incorporated            | NO                                   | 1  |
|            |                                 | 00000             | 77-0322251 |              |     |  | San Diego Endoscopy Center                                   | CA                    | NIA                               | Endoscopy Center Affiliates, Inc.                  | Ownership  | 35.000                                     | UnitedHealth Group Incorporated            | NO                                   | 2  |
|            |                                 | 00000             | 27-3787593 |              |     |  | Sand Lake SurgiCenter, LLC                                   | FL                    | NIA                               | SCA-Sand Lake, LLC                                 | Ownership  | 51.455                                     | UnitedHealth Group Incorporated            | NO                                   |    |
|            |                                 | 00000             | 27-3787593 |              |     |  | Sand Lake SurgiCenter, LLC                                   | FL                    | NIA                               | SC Affiliates, LLC                                 | Ownership  | 5.363                                      | UnitedHealth Group Incorporated            | NO                                   |    |
|            |                                 | 00000             |            |              |     |  | Santa Helena Assistência Médica S.A.                         | BRA                   | NIA                               | Etual Participações S.A.                           | Ownership  | 12.341                                     | UnitedHealth Group Incorporated            | NO                                   |    |
|            |                                 | 00000             |            |              |     |  | Santa Helena Assistência Médica S.A.                         | BRA                   | NIA                               | Amil Assistência Médica Internacional S.A.         | Ownership  | 87.659                                     | UnitedHealth Group Incorporated            | NO                                   |    |
|            |                                 | 00000             |            |              |     |  | Santos Administração e Participações S.A.                    | BRA                   | NIA                               | Amil Assistência Médica Internacional S.A.         | Ownership  | 100.000                                    | UnitedHealth Group Incorporated            | NO                                   |    |

16.28

STATEMENT AS OF MARCH 31, 2023 OF THE UnitedHealthcare Plan of the River Valley, Inc.

**SCHEDULE Y**  
**PART 1A - DETAIL OF INSURANCE HOLDING COMPANY SYSTEM**

| 1          | 2          | 3                 | 4          | 5            | 6   | 7  | 8   | 9                     | 10                                | 11   | 12   | 13   | 14   | 15                                   | 16 |
|------------|------------|-------------------|------------|--------------|-----|--|---|-----------------------|-----------------------------------|--|--|--|--|--------------------------------------|----|
| Group Code | Group Name | NAIC Company Code | ID Number  | Federal RSSD | CIK | Name of Securities Exchange if Publicly Traded (U.S. or International) | Names of Parent, Subsidiaries Or Affiliates                 | Domi-ciliary Location | Relation-ship to Reporting Entity | Directly Controlled by (Name of Entity/Person) | Type of Control (Ownership, Board, Management, Attorney-in-Fact, Influence, Other) | If Control is Ownership Provide Percentage | Ultimate Controlling Entity(ies)/Person(s) | Is an SCA Filing Re-quired? (Yes/No) | *  |
|            |            | 00000             | 85-0666386 |              |     |  | Sanvello Behavioral Health Services of New Jersey, P.C.     | NJ                    | NIA                               | Physician(s) Owned                             | Influence  | 0.000                                      | UnitedHealth Group Incorporated            | NO                                   | 1  |
|            |            | 00000             | 85-1959641 |              |     |  | Sanvello Behavioral Health Services of North Carolina, P.C. | NC                    | NIA                               | Physician(s) Owned                             | Influence  | 0.000                                      | UnitedHealth Group Incorporated            | NO                                   | 1  |
|            |            | 00000             | 84-3152209 |              |     |  | Sanvello Behavioral Health Services of Texas, P.A.          | TX                    | NIA                               | Physician(s) Owned                             | Influence  | 0.000                                      | UnitedHealth Group Incorporated            | NO                                   | 1  |
|            |            | 00000             | 84-1754732 |              |     |  | Sanvello Behavioral Health Services, P.A.                   | DE                    | NIA                               | Physician(s) Owned                             | Influence  | 0.000                                      | UnitedHealth Group Incorporated            | NO                                   | 1  |
|            |            | 00000             | 83-3057919 |              |     |  | Sanvello Health Holdings, LLC                               | DE                    | NIA                               | OptumHealth Holdings, LLC                      | Ownership  | 100.000                                    | UnitedHealth Group Incorporated            | NO                                   |    |
|            |            | 00000             | 47-1920345 |              |     |  | Sanvello Health Inc.  | DE                    | NIA                               | OptumHealth Holdings, LLC                      | Ownership  | 14.750                                     | UnitedHealth Group Incorporated            | NO                                   |    |
|            |            | 00000             | 62-1149229 |              |     |  | Saris Counseling, LLC                                       | WI                    | NIA                               | Refresh Evolve, LLC                            | Ownership  | 100.000                                    | UnitedHealth Group Incorporated            | NO                                   | 1  |
|            |            | 00000             | 62-1149229 |              |     |  | SC Affiliates, LLC  | DE                    | NIA                               | Surgical Care Affiliates, LLC                  | Ownership  | 100.000                                    | UnitedHealth Group Incorporated            | NO                                   |    |
|            |            | 00000             | 88-4253145 |              |     |  | SCA AHN JV Holdings II, LLC                                 | DE                    | NIA                               | SC Affiliates, LLC                             | Ownership  | 51.000                                     | UnitedHealth Group Incorporated            | NO                                   |    |
|            |            | 00000             | 88-4253145 |              |     |  | SCA AHN JV Holdings II, LLC                                 | DE                    | NIA                               | American Health Network of Indiana, LLC        | Ownership  | 49.000                                     | UnitedHealth Group Incorporated            | NO                                   |    |
|            |            | 00000             | 86-1452226 |              |     |  | SCA AHN JV Holdings, LLC                                    | DE                    | NIA                               | SCA ESSC Holdings, LLC                         | Ownership  | 51.000                                     | UnitedHealth Group Incorporated            | NO                                   |    |
|            |            | 00000             | 86-1452226 |              |     |  | SCA AHN JV Holdings, LLC                                    | DE                    | NIA                               | American Health Network of Indiana, LLC        | Ownership  | 49.000                                     | UnitedHealth Group Incorporated            | NO                                   |    |
|            |            | 00000             | 92-0080881 |              |     |  | SCA Alaska Surgery Center, Inc.                             | AK                    | NIA                               | SC Affiliates, LLC                             | Ownership  | 100.000                                    | UnitedHealth Group Incorporated            | NO                                   |    |
|            |            | 00000             | 47-5014406 |              |     |  | SCA Austin Holdings, LLC                                    | DE                    | NIA                               | SC Affiliates, LLC                             | Ownership  | 100.000                                    | UnitedHealth Group Incorporated            | NO                                   |    |
|            |            | 00000             | 47-5051685 |              |     |  | SCA Austin Medical Center Holdings, LLC                     | DE                    | NIA                               | SCA Austin Holdings, LLC                       | Ownership  | 100.000                                    | UnitedHealth Group Incorporated            | NO                                   |    |
|            |            | 00000             | 87-2651443 |              |     |  | SCA Aventura Holdings, LLC                                  | DE                    | NIA                               | SC Affiliates, LLC                             | Ownership  | 96.078                                     | UnitedHealth Group Incorporated            | NO                                   |    |
|            |            | 00000             | 85-2723465 |              |     |  | SCA Avon Holdings, LLC                                      | DE                    | NIA                               | SC Affiliates, LLC                             | Ownership  | 100.000                                    | UnitedHealth Group Incorporated            | NO                                   |    |
|            |            | 00000             | 45-4230864 |              |     |  | SCA Bloomfield Holdings, LLC                                | DE                    | NIA                               | SC Affiliates, LLC                             | Ownership  | 100.000                                    | UnitedHealth Group Incorporated            | NO                                   |    |
|            |            | 00000             | 45-4230864 |              |     |  | SCA BOSC Holdings, LLC                                      | DE                    | NIA                               | SC Affiliates, LLC                             | Ownership  | 25.000                                     | UnitedHealth Group Incorporated            | NO                                   |    |
|            |            | 00000             | 45-4230864 |              |     |  | SCA BOSC Holdings, LLC                                      | DE                    | NIA                               | SunSurgery, LLC                                | Ownership  | 25.000                                     | UnitedHealth Group Incorporated            | NO                                   |    |
|            |            | 00000             | 45-4230864 |              |     |  | SCA BOSC Holdings, LLC                                      | DE                    | NIA                               | Surgery Center Holding, LLC                    | Ownership  | 25.000                                     | UnitedHealth Group Incorporated            | NO                                   |    |
|            |            | 00000             | 45-4230864 |              |     |  | SCA BOSC Holdings, LLC                                      | DE                    | NIA                               | National Surgery Centers, LLC                  | Ownership  | 25.000                                     | UnitedHealth Group Incorporated            | NO                                   |    |
|            |            | 00000             | 47-5030792 |              |     |  | SCA Cedar Park Holdings, LLC                                | DE                    | NIA                               | SCA Austin Holdings, LLC                       | Ownership  | 100.000                                    | UnitedHealth Group Incorporated            | NO                                   |    |
|            |            | 00000             | 84-4338108 |              |     |  | SCA Clifton, LLC  | DE                    | NIA                               | SC Affiliates, LLC                             | Ownership  | 100.000                                    | UnitedHealth Group Incorporated            | NO                                   |    |
|            |            | 00000             | 87-2738960 |              |     |  | SCA Colorado Springs Holdings, LLC                          | DE                    | NIA                               | SC Affiliates, LLC                             | Ownership  | 100.000                                    | UnitedHealth Group Incorporated            | NO                                   |    |
|            |            | 00000             | 85-4043847 |              |     |  | SCA Cottonwood Holdings, LLC                                | DE                    | NIA                               | SC Affiliates, LLC                             | Ownership  | 100.000                                    | UnitedHealth Group Incorporated            | NO                                   |    |
|            |            | 00000             | 04-3170801 |              |     |  | SCA Danbury Surgical Center, LLC                            | DE                    | NIA                               | SunSurgery, LLC                                | Ownership  | 52.068                                     | UnitedHealth Group Incorporated            | NO                                   |    |
|            |            | 00000             | 85-2019401 |              |     |  | SCA Denver Holdings, LLC                                    | DE                    | NIA                               | SC Affiliates, LLC                             | Ownership  | 100.000                                    | UnitedHealth Group Incorporated            | NO                                   |    |
|            |            | 00000             | 62-1535981 |              |     |  | SCA Development, LLC  | DE                    | NIA                               | SC Affiliates, LLC                             | Ownership  | 100.000                                    | UnitedHealth Group Incorporated            | NO                                   |    |
|            |            | 00000             | 85-3450755 |              |     |  | SCA Duluth Holdings, LLC                                    | DE                    | NIA                               | SC Affiliates, LLC                             | Ownership  | 100.000                                    | UnitedHealth Group Incorporated            | NO                                   |    |
|            |            | 00000             | 86-1889923 |              |     |  | SCA Duncanville Holdings, LLC                               | DE                    | NIA                               | SC Affiliates, LLC                             | Ownership  | 100.000                                    | UnitedHealth Group Incorporated            | NO                                   |    |
|            |            | 00000             | 86-1855507 |              |     |  | SCA Duncanville MSO, LLC                                    | TX                    | NIA                               | SCA Duncanville Holdings, LLC                  | Ownership  | 51.000                                     | UnitedHealth Group Incorporated            | NO                                   |    |
|            |            | 00000             | 88-3055298 |              |     |  | SCA East Bay Holdings, LLC                                  | DE                    | NIA                               | SC Affiliates, LLC                             | Ownership  | 100.000                                    | UnitedHealth Group Incorporated            | NO                                   |    |
|            |            | 00000             | 92-1363019 |              |     |  | SCA eCode Solutions Private Limited                         | IND                   | NIA                               | eCode Solutions, LLC                           | Ownership  | 99.997                                     | UnitedHealth Group Incorporated            | NO                                   |    |
|            |            | 00000             | 86-3781364 |              |     |  | SCA Englewood Health Holdings, LLC                          | DE                    | NIA                               | SC Affiliates, LLC                             | Ownership  | 100.000                                    | UnitedHealth Group Incorporated            | NO                                   |    |
|            |            | 00000             | 86-1452517 |              |     |  | SCA Englewood Holdings, LLC                                 | DE                    | NIA                               | SC Affiliates, LLC                             | Ownership  | 100.000                                    | UnitedHealth Group Incorporated            | NO                                   |    |
|            |            | 00000             | 85-2064446 |              |     |  | SCA ESSC Holdings, LLC                                      | DE                    | NIA                               | SC Affiliates, LLC                             | Ownership  | 100.000                                    | UnitedHealth Group Incorporated            | NO                                   |    |
|            |            | 00000             | 85-3472510 |              |     |  | SCA Global One Holdings, LLC                                | DE                    | NIA                               | SC Affiliates, LLC                             | Ownership  | 100.000                                    | UnitedHealth Group Incorporated            | NO                                   |    |
|            |            | 00000             | 85-4003008 |              |     |  | SCA Greenway Holdings, LLC                                  | DE                    | NIA                               | SC Affiliates, LLC                             | Ownership  | 49.000                                     | UnitedHealth Group Incorporated            | NO                                   | 2  |
|            |            | 00000             | 88-3842578 |              |     |  | SCA Grove Creek Holdings, LLC                               | DE                    | NIA                               | SC Affiliates, LLC                             | Ownership  | 100.000                                    | UnitedHealth Group Incorporated            | NO                                   |    |
|            |            | 00000             | 85-2734387 |              |     |  | SCA Guilford Holdings II, LLC                               | DE                    | NIA                               | SCA Guilford Holdings, LLC                     | Ownership  | 100.000                                    | UnitedHealth Group Incorporated            | NO                                   |    |
|            |            | 00000             | 47-5064834 |              |     |  | SCA Guilford Holdings, LLC                                  | DE                    | NIA                               | SC Affiliates, LLC                             | Ownership  | 100.000                                    | UnitedHealth Group Incorporated            | NO                                   |    |
|            |            | 00000             | 88-2843226 |              |     |  | SCA Hays Holdings, LLC                                      | DE                    | NIA                               | SCA Austin Holdings, LLC                       | Ownership  | 100.000                                    | UnitedHealth Group Incorporated            | NO                                   |    |
|            |            | 00000             | 88-2843226 |              |     |  | SCA Health Anesthesia, LLC                                  | DE                    | NIA                               | SC Affiliates, LLC                             | Ownership  | 100.000                                    | UnitedHealth Group Incorporated            | NO                                   |    |
|            |            | 00000             | 87-2408829 |              |     |  | SCA Health Value Enterprise, LLC                            | DE                    | NIA                               | SC Affiliates, LLC                             | Ownership  | 100.000                                    | UnitedHealth Group Incorporated            | NO                                   |    |
|            |            | 00000             | 88-3477450 |              |     |  | SCA Health, LLC   | DE                    | NIA                               | SC Affiliates, LLC                             | Ownership  | 100.000                                    | UnitedHealth Group Incorporated            | NO                                   |    |

16.29

STATEMENT AS OF MARCH 31, 2023 OF THE UnitedHealthcare Plan of the River Valley, Inc.

**SCHEDULE Y**  
**PART 1A - DETAIL OF INSURANCE HOLDING COMPANY SYSTEM**

| 1          | 2          | 3                 | 4          | 5            | 6   | 7  | 8   | 9                     | 10                                | 11   | 12   | 13   | 14   | 15                                   | 16 |
|------------|------------|-------------------|------------|--------------|-----|--|---|-----------------------|-----------------------------------|--|--|--|--|--------------------------------------|----|
| Group Code | Group Name | NAIC Company Code | ID Number  | Federal RSSD | CIK | Name of Securities Exchange if Publicly Traded (U.S. or International) | Names of Parent, Subsidiaries Or Affiliates   | Domi-ciliary Location | Relation-ship to Reporting Entity | Directly Controlled by (Name of Entity/Person) | Type of Control (Ownership, Board, Management, Attorney-in-Fact, Influence, Other) | If Control is Ownership Provide Percentage | Ultimate Controlling Entity(ies)/Person(s) | Is an SCA Filing Re-quired? (Yes/No) | *  |
|            |            | 00000             | 83-2735871 |              |     |  | SCA Heartland Holdings, LLC                   | DE                    | NIA                               | SCA Affiliates, LLC                            | Ownership  | 100.000                                    | UnitedHealth Group Incorporated            | NO                                   |    |
|            |            | 00000             | 86-1735298 |              |     |  | SCA High Point Holdings, LLC                  | DE                    | NIA                               | SCA Affiliates, LLC                            | Ownership  | 100.000                                    | UnitedHealth Group Incorporated            | NO                                   |    |
|            |            | 00000             | 36-4869243 |              |     |  | SCA HoldCo, Inc.                              | DE                    | NIA                               | Collaborative Care Holdings, LLC               | Ownership  | 100.000                                    | UnitedHealth Group Incorporated            | NO                                   |    |
|            |            | 00000             | 27-1664837 |              |     |  | SCA Holding Company, Inc.                     | DE                    | NIA                               | SCA Surgery Holdings, LLC                      | Ownership  | 100.000                                    | UnitedHealth Group Incorporated            | NO                                   |    |
|            |            | 00000             | 47-1256943 |              |     |  | SCA Holdings, Inc.                            | CA                    | NIA                               | National Surgery Centers, LLC                  | Ownership  | 100.000                                    | UnitedHealth Group Incorporated            | NO                                   |    |
|            |            | 00000             |            |              |     |  | SCA Houston Holdings, LLC                     | DE                    | NIA                               | SCA Affiliates, LLC                            | Ownership  | 100.000                                    | UnitedHealth Group Incorporated            | NO                                   |    |
|            |            | 00000             | 92-0627856 |              |     |  | SCA HRH Holdings, LLC                         | DE                    | NIA                               | SCA Affiliates, LLC                            | Ownership  | 100.000                                    | UnitedHealth Group Incorporated            | NO                                   |    |
|            |            | 00000             | 45-4240475 |              |     |  | SCA IEC Holdings, LLC                         | DE                    | NIA                               | SCA Affiliates, LLC                            | Ownership  | 25.000                                     | UnitedHealth Group Incorporated            | NO                                   |    |
|            |            | 00000             | 45-4240475 |              |     |  | SCA IEC Holdings, LLC                         | DE                    | NIA                               | SunSurgery, LLC                                | Ownership  | 25.000                                     | UnitedHealth Group Incorporated            | NO                                   |    |
|            |            | 00000             | 45-4240475 |              |     |  | SCA IEC Holdings, LLC                         | DE                    | NIA                               | Surgery Center Holding, LLC                    | Ownership  | 25.000                                     | UnitedHealth Group Incorporated            | NO                                   |    |
|            |            | 00000             | 45-4240475 |              |     |  | SCA IEC Holdings, LLC                         | DE                    | NIA                               | National Surgery Centers, LLC                  | Ownership  | 25.000                                     | UnitedHealth Group Incorporated            | NO                                   |    |
|            |            | 00000             | 45-2684108 |              |     |  | SCA Indiana Holdings, LLC                     | DE                    | NIA                               | SunSurgery, LLC                                | Ownership  | 25.000                                     | UnitedHealth Group Incorporated            | NO                                   |    |
|            |            | 00000             | 45-2684108 |              |     |  | SCA Indiana Holdings, LLC                     | DE                    | NIA                               | Surgery Center Holding, LLC                    | Ownership  | 25.000                                     | UnitedHealth Group Incorporated            | NO                                   |    |
|            |            | 00000             | 45-2684108 |              |     |  | SCA Indiana Holdings, LLC                     | DE                    | NIA                               | National Surgery Centers, LLC                  | Ownership  | 25.000                                     | UnitedHealth Group Incorporated            | NO                                   |    |
|            |            | 00000             | 45-2684108 |              |     |  | SCA Indiana Holdings, LLC                     | DE                    | NIA                               | SCA Affiliates, LLC                            | Ownership  | 25.000                                     | UnitedHealth Group Incorporated            | NO                                   |    |
|            |            | 00000             | 92-0859684 |              |     |  | SCA Louisville, LLC                           | KY                    | NIA                               | SCA Affiliates, LLC                            | Ownership  | 100.000                                    | UnitedHealth Group Incorporated            | NO                                   |    |
|            |            | 00000             | 85-2044403 |              |     |  | SCA Lutheran Holdings, LLC                    | DE                    | NIA                               | SCA Affiliates, LLC                            | Ownership  | 100.000                                    | UnitedHealth Group Incorporated            | NO                                   |    |
|            |            | 00000             | 85-3425387 |              |     |  | SCA Maple Grove Holdings, LLC                 | DE                    | NIA                               | SCA Affiliates, LLC                            | Ownership  | 49.000                                     | UnitedHealth Group Incorporated            | NO                                   | 2  |
|            |            | 00000             | 85-2302375 |              |     |  | SCA Mohawk Holdings, LLC                      | DE                    | NIA                               | SCA Affiliates, LLC                            | Ownership  | 100.000                                    | UnitedHealth Group Incorporated            | NO                                   |    |
|            |            | 00000             | 87-3300578 |              |     |  | SCA Murrells Inlet, LLC                       | DE                    | NIA                               | SCA Affiliates, LLC                            | Ownership  | 100.000                                    | UnitedHealth Group Incorporated            | NO                                   |    |
|            |            | 00000             | 85-4043674 |              |     |  | SCA Northern Utah Holdings, LLC               | DE                    | NIA                               | SCA Affiliates, LLC                            | Ownership  | 100.000                                    | UnitedHealth Group Incorporated            | NO                                   |    |
|            |            | 00000             | 85-2527319 |              |     |  | SCA Northwest Holdings, LLC                   | DE                    | NIA                               | SCA Affiliates, LLC                            | Ownership  | 100.000                                    | UnitedHealth Group Incorporated            | NO                                   |    |
|            |            | 00000             | 85-2065454 |              |     |  | SCA Outside New Jersey, LLC                   | DE                    | NIA                               | SCA Affiliates, LLC                            | Ownership  | 100.000                                    | UnitedHealth Group Incorporated            | NO                                   |    |
|            |            | 00000             | 27-1707364 |              |     |  | SCA Pacific Holdings, Inc.                    | CA                    | NIA                               | SCA Affiliates, LLC                            | Ownership  | 100.000                                    | UnitedHealth Group Incorporated            | NO                                   |    |
|            |            | 00000             | 87-2926385 |              |     |  | SCA Pacific Surgery Holdings, LLC             | DE                    | NIA                               | SCA Affiliates, LLC                            | Ownership  | 100.000                                    | UnitedHealth Group Incorporated            | NO                                   |    |
|            |            | 00000             | 85-1370857 |              |     |  | SCA Palisades Holdings, LLC                   | DE                    | NIA                               | SCA Affiliates, LLC                            | Ownership  | 100.000                                    | UnitedHealth Group Incorporated            | NO                                   |    |
|            |            | 00000             | 46-1686425 |              |     |  | SCA Pennsylvania Holdings, LLC                | DE                    | NIA                               | Surgery Center Holding, LLC                    | Ownership  | 100.000                                    | UnitedHealth Group Incorporated            | NO                                   |    |
|            |            | 00000             | 85-0817999 |              |     |  | SCA Pinnacle Holdings, LLC                    | DE                    | NIA                               | SCA Affiliates, LLC                            | Ownership  | 100.000                                    | UnitedHealth Group Incorporated            | NO                                   |    |
|            |            | 00000             | 72-1386840 |              |     |  | SCA Premier Surgery Center of Louisville, LLC | DE                    | NIA                               | SCA Affiliates, LLC                            | Ownership  | 100.000                                    | UnitedHealth Group Incorporated            | NO                                   |    |
|            |            | 00000             |            |              |     |  | SCA Providence Holdings, LLC                  | DE                    | NIA                               | SCA Affiliates, LLC                            | Ownership  | 100.000                                    | UnitedHealth Group Incorporated            | NO                                   |    |
|            |            | 00000             | 81-5211225 |              |     |  | SCA Rockledge JV, LLC                         | DE                    | NIA                               | SCA-Merritt, LLC                               | Ownership  | 91.874                                     | UnitedHealth Group Incorporated            | NO                                   |    |
|            |            | 00000             | 81-5211225 |              |     |  | SCA Rockledge JV, LLC                         | DE                    | NIA                               | Endoscopy Center Affiliates, Inc.              | Ownership  | 1.000                                      | UnitedHealth Group Incorporated            | NO                                   |    |
|            |            | 00000             | 45-4252645 |              |     |  | SCA ROCS Holdings, LLC                        | DE                    | NIA                               | SunSurgery, LLC                                | Ownership  | 25.000                                     | UnitedHealth Group Incorporated            | NO                                   |    |
|            |            | 00000             | 45-4252645 |              |     |  | SCA ROCS Holdings, LLC                        | DE                    | NIA                               | SCA Affiliates, LLC                            | Ownership  | 25.000                                     | UnitedHealth Group Incorporated            | NO                                   |    |
|            |            | 00000             | 45-4252645 |              |     |  | SCA ROCS Holdings, LLC                        | DE                    | NIA                               | Surgery Center Holding, LLC                    | Ownership  | 25.000                                     | UnitedHealth Group Incorporated            | NO                                   |    |
|            |            | 00000             | 45-4252645 |              |     |  | SCA ROCS Holdings, LLC                        | DE                    | NIA                               | National Surgery Centers, LLC                  | Ownership  | 25.000                                     | UnitedHealth Group Incorporated            | NO                                   |    |
|            |            | 00000             | 87-4302841 |              |     |  | SCA Rush Oak Brook Holdings, LLC              | DE                    | NIA                               | SCA Affiliates, LLC                            | Ownership  | 100.000                                    | UnitedHealth Group Incorporated            | NO                                   |    |
|            |            | 00000             | 84-3689385 |              |     |  | SCA Sage Medical MSO, LLC                     | DE                    | NIA                               | SCA Sage Medical, LLC                          | Ownership  | 26.000                                     | UnitedHealth Group Incorporated            | NO                                   | 2  |
|            |            | 00000             | 84-3673924 |              |     |  | SCA Sage Medical, LLC                         | DE                    | NIA                               | SCA Affiliates, LLC                            | Ownership  | 100.000                                    | UnitedHealth Group Incorporated            | NO                                   |    |
|            |            | 00000             | 85-2811475 |              |     |  | SCA San Diego Holdings, LLC                   | DE                    | NIA                               | SCA-San Diego, Inc.                            | Ownership  | 100.000                                    | UnitedHealth Group Incorporated            | NO                                   |    |
|            |            | 00000             | 85-2235871 |              |     |  | SCA Skyway Holdings, LLC                      | DE                    | NIA                               | SCA Affiliates, LLC                            | Ownership  | 100.000                                    | UnitedHealth Group Incorporated            | NO                                   |    |
|            |            | 00000             | 85-4002809 |              |     |  | SCA South Ogden Holdings, LLC                 | DE                    | NIA                               | SCA Affiliates, LLC                            | Ownership  | 100.000                                    | UnitedHealth Group Incorporated            | NO                                   |    |
|            |            | 00000             | 88-1497980 |              |     |  | SCA Southwest Fort Wayne Holdings, LLC        | DE                    | NIA                               | SCA Affiliates, LLC                            | Ownership  | 25.000                                     | UnitedHealth Group Incorporated            | NO                                   |    |
|            |            | 00000             | 88-1497980 |              |     |  | SCA Southwest Fort Wayne Holdings, LLC        | DE                    | NIA                               | SunSurgery, LLC                                | Ownership  | 25.000                                     | UnitedHealth Group Incorporated            | NO                                   |    |
|            |            | 00000             | 88-1497980 |              |     |  | SCA Southwest Fort Wayne Holdings, LLC        | DE                    | NIA                               | Surgery Center Holding, LLC                    | Ownership  | 25.000                                     | UnitedHealth Group Incorporated            | NO                                   |    |
|            |            | 00000             | 88-1497980 |              |     |  | SCA Southwest Fort Wayne Holdings, LLC        | DE                    | NIA                               | National Surgery Centers, LLC                  | Ownership  | 25.000                                     | UnitedHealth Group Incorporated            | NO                                   |    |
|            |            | 00000             | 47-4928368 |              |     |  | SCA Southwestern PA, LLC                      | DE                    | NIA                               | SCA Affiliates, LLC                            | Ownership  | 100.000                                    | UnitedHealth Group Incorporated            | NO                                   |    |
|            |            | 00000             | 47-3165040 |              |     |  | SCA Specialists of Florida, LLC               | DE                    | NIA                               | SCA Surgery Holdings, LLC                      | Ownership  | 100.000                                    | UnitedHealth Group Incorporated            | NO                                   |    |

16-30

STATEMENT AS OF MARCH 31, 2023 OF THE UnitedHealthcare Plan of the River Valley, Inc.

**SCHEDULE Y**  
**PART 1A - DETAIL OF INSURANCE HOLDING COMPANY SYSTEM**

| 1          | 2          | 3                 | 4         | 5            | 6   | 7  | 8   | 9                      | 10                                | 11   | 12   | 13   | 14   | 15                                   | 16 |
|------------|------------|-------------------|-----------|--------------|-----|--|---|------------------------|-----------------------------------|--|--|--|--|--------------------------------------|----|
| Group Code | Group Name | NAIC Company Code | ID Number | Federal RSSD | CIK | Name of Securities Exchange if Publicly Traded (U.S. or International) | Names of Parent, Subsidiaries Or Affiliates | Domi-ciliary Loca-tion | Relation-ship to Reporting Entity | Directly Controlled by (Name of Entity/Person) | Type of Control (Ownership, Board, Management, Attorney-in-Fact, Influence, Other) | If Control is Ownership Provide Percentage | Ultimate Controlling Entity(ies)/Person(s) | Is an SCA Filing Re-quired? (Yes/No) | *  |
| 00000      | 85-2786147 |                   |           |              |     | SCA Specialty Holdings of Connecticut, LLC                             | DE  | NIA                    | SC Affiliates, LLC                | Ownership                                      | 100.000  | UnitedHealth Group Incorporated            | NO   |                                      |    |
| 00000      | 45-4266502 |                   |           |              |     | SCA SSSC Holdings, LLC   | DE  | NIA                    | SC Affiliates, LLC                | Ownership                                      | 25.000   | UnitedHealth Group Incorporated            | NO   |                                      |    |
| 00000      | 45-4266502 |                   |           |              |     | SCA SSSC Holdings, LLC   | DE  | NIA                    | SunSurgery, LLC                   | Ownership                                      | 25.000   | UnitedHealth Group Incorporated            | NO   |                                      |    |
| 00000      | 45-4266502 |                   |           |              |     | SCA SSSC Holdings, LLC   | DE  | NIA                    | Surgery Center Holding, LLC       | Ownership                                      | 25.000   | UnitedHealth Group Incorporated            | NO   |                                      |    |
| 00000      | 45-4266502 |                   |           |              |     | SCA SSSC Holdings, LLC   | DE  | NIA                    | National Surgery Centers, LLC     | Ownership                                      | 25.000   | UnitedHealth Group Incorporated            | NO   |                                      |    |
| 00000      | 47-5038680 |                   |           |              |     | SCA Stonegate Holdings, LLC  | DE  | NIA                    | SCA Austin Holdings, LLC          | Ownership                                      | 100.000  | UnitedHealth Group Incorporated            | NO   |                                      |    |
| 00000      | 26-2602268 |                   |           |              |     | SCA Surgery Holdings, LLC  | DE  | NIA                    | Surgical Care Affiliates, LLC     | Ownership                                      | 100.000  | UnitedHealth Group Incorporated            | NO   |                                      |    |
| 00000      | 75-2501088 |                   |           |              |     | SCA Surgicare of Laguna Hills, LLC                                     | DE  | NIA                    | Surgery Center Holding, LLC       | Ownership                                      | 100.000  | UnitedHealth Group Incorporated            | NO   |                                      |    |
| 00000      | 92-1306353 |                   |           |              |     | SCA Total Holdings, LLC  | DE  | NIA                    | SC Affiliates, LLC                | Ownership                                      | 100.000  | UnitedHealth Group Incorporated            | NO   |                                      |    |
| 00000      | 85-3263993 |                   |           |              |     | SCA West Health Holdings, LLC  | DE  | NIA                    | SC Affiliates, LLC                | Ownership                                      | 100.000  | UnitedHealth Group Incorporated            | NO   |                                      |    |
| 00000      | 85-4150186 |                   |           |              |     | SCA Westgreen Holdings, LLC  | DE  | NIA                    | SC Affiliates, LLC                | Ownership                                      | 68.628   | UnitedHealth Group Incorporated            | NO   |                                      |    |
| 00000      | 85-3491574 |                   |           |              |     | SCA Woodbury Holdings, LLC   | DE  | NIA                    | SC Affiliates, LLC                | Ownership                                      | 49.000   | UnitedHealth Group Incorporated            | NO   | 2                                    |    |
| 00000      | 74-2555097 |                   |           |              |     | SCA Albuquerque Surgery Properties, Inc.                               | NM  | NIA                    | SC Affiliates, LLC                | Ownership                                      | 100.000  | UnitedHealth Group Incorporated            | NO   |                                      |    |
| 00000      | 47-1807383 |                   |           |              |     | SCA-Alliance, LLC  | DE  | NIA                    | SCA Surgery Holdings, LLC         | Ownership                                      | 51.000   | UnitedHealth Group Incorporated            | NO   |                                      |    |
| 00000      | 82-4763869 |                   |           |              |     | SCA-Anne Arundel, LLC  | DE  | NIA                    | SC Affiliates, LLC                | Ownership                                      | 100.000  | UnitedHealth Group Incorporated            | NO   |                                      |    |
| 00000      | 83-2703057 |                   |           |              |     | SCA-AppleCare Partners, LLC  | DE  | NIA                    | SCA-Downey, LLC                   | Ownership                                      | 73.684   | UnitedHealth Group Incorporated            | NO   |                                      |    |
| 00000      | 82-3857984 |                   |           |              |     | SCA-Bethesda, LLC  | DE  | NIA                    | SC Affiliates, LLC                | Ownership                                      | 52.254   | UnitedHealth Group Incorporated            | NO   |                                      |    |
| 00000      | 62-1530120 |                   |           |              |     | SCA-Blue Ridge, LLC  | DE  | NIA                    | SC Affiliates, LLC                | Ownership                                      | 100.000  | UnitedHealth Group Incorporated            | NO   |                                      |    |
| 00000      | 83-1529292 |                   |           |              |     | SCA-Bonita Springs, LLC  | DE  | NIA                    | SC Affiliates, LLC                | Ownership                                      | 83.333   | UnitedHealth Group Incorporated            | NO   |                                      |    |
| 00000      | 82-1980137 |                   |           |              |     | SCA-Brandon, LLC   | DE  | NIA                    | SC Affiliates, LLC                | Ownership                                      | 100.000  | UnitedHealth Group Incorporated            | NO   |                                      |    |
| 00000      | 88-4163925 |                   |           |              |     | SCA-Carlsbad Holdings, LLC   | DE  | NIA                    | SC Affiliates, LLC                | Ownership                                      | 100.000  | UnitedHealth Group Incorporated            | NO   |                                      |    |
| 00000      | 83-1094012 |                   |           |              |     | SCA-Castle Rock, LLC   | DE  | NIA                    | SC Affiliates, LLC                | Ownership                                      | 68.736   | UnitedHealth Group Incorporated            | NO   |                                      |    |
| 00000      | 47-1535510 |                   |           |              |     | SCA-Central Florida, LLC   | DE  | NIA                    | SC Affiliates, LLC                | Ownership                                      | 31.370   | UnitedHealth Group Incorporated            | NO   | 2                                    |    |
| 00000      | 58-1709758 |                   |           |              |     | SCA-Charleston, LLC  | DE  | NIA                    | SCA Surgery Holdings, LLC         | Ownership                                      | 100.000  | UnitedHealth Group Incorporated            | NO   |                                      |    |
| 00000      | 82-4511713 |                   |           |              |     | SCA-Chatham, LLC   | DE  | NIA                    | SC Affiliates, LLC                | Ownership                                      | 100.000  | UnitedHealth Group Incorporated            | NO   |                                      |    |
| 00000      | 81-3301058 |                   |           |              |     | SCA-Chevy Chase, LLC   | DE  | NIA                    | SC Affiliates, LLC                | Ownership                                      | 100.000  | UnitedHealth Group Incorporated            | NO   |                                      |    |
| 00000      | 62-1516306 |                   |           |              |     | SCA-Citrus, LLC  | TN  | NIA                    | SC Affiliates, LLC                | Ownership                                      | 100.000  | UnitedHealth Group Incorporated            | NO   |                                      |    |
| 00000      | 83-1541326 |                   |           |              |     | SCA-Colonial Partners, LLC   | DE  | NIA                    | SCA-Ft. Myers, LLC                | Ownership                                      | 69.698   | UnitedHealth Group Incorporated            | NO   |                                      |    |
| 00000      | 93-1047471 |                   |           |              |     | SCA-Colorado Springs, LLC  | DE  | NIA                    | SC Affiliates, LLC                | Ownership                                      | 100.000  | UnitedHealth Group Incorporated            | NO   |                                      |    |
| 00000      | 83-1585952 |                   |           |              |     | SCA-Connecticut Partners, LLC  | DE  | NIA                    | SunSurgery, LLC                   | Ownership                                      | 29.410   | UnitedHealth Group Incorporated            | NO   | 2                                    |    |
| 00000      | 47-4028383 |                   |           |              |     | SCA-Davenport, LLC   | DE  | NIA                    | SC Affiliates, LLC                | Ownership                                      | 100.000  | UnitedHealth Group Incorporated            | NO   |                                      |    |
| 00000      | 84-2003112 |                   |           |              |     | SCA-Denver Physicians Holdings, LLC                                    | DE  | NIA                    | SCA-Denver, LLC                   | Ownership                                      | 51.000   | UnitedHealth Group Incorporated            | NO   |                                      |    |
| 00000      | 84-2997638 |                   |           |              |     | SCA-Denver, LLC  | DE  | NIA                    | SC Affiliates, LLC                | Ownership                                      | 100.000  | UnitedHealth Group Incorporated            | NO   |                                      |    |
| 00000      | 82-1470227 |                   |           |              |     | SCA-Derry, LLC   | DE  | NIA                    | SC Affiliates, LLC                | Ownership                                      | 78.873   | UnitedHealth Group Incorporated            | NO   |                                      |    |
| 00000      | 81-3734814 |                   |           |              |     | SCA-Doral, LLC   | DE  | NIA                    | SC Affiliates, LLC                | Ownership                                      | 98.007   | UnitedHealth Group Incorporated            | NO   |                                      |    |
| 00000      | 83-3055579 |                   |           |              |     | SCA-Downey, LLC  | DE  | NIA                    | SC Affiliates, LLC                | Ownership                                      | 100.000  | UnitedHealth Group Incorporated            | NO   |                                      |    |
| 00000      | 83-1093886 |                   |           |              |     | SCA-Dry Creek, LLC   | DE  | NIA                    | SC Affiliates, LLC                | Ownership                                      | 100.000  | UnitedHealth Group Incorporated            | NO   |                                      |    |
| 00000      | 81-1594261 |                   |           |              |     | SCA-Dublin, LLC  | DE  | NIA                    | SC Affiliates, LLC                | Ownership                                      | 100.000  | UnitedHealth Group Incorporated            | NO   |                                      |    |
| 00000      | 81-3301305 |                   |           |              |     | SCA-Encinitas, Inc.  | DE  | NIA                    | Surgical Health, LLC              | Ownership                                      | 100.000  | UnitedHealth Group Incorporated            | NO   |                                      |    |
| 00000      | 62-1541235 |                   |           |              |     | SCA-Eugene, LLC  | TN  | NIA                    | SC Affiliates, LLC                | Ownership                                      | 100.000  | UnitedHealth Group Incorporated            | NO   |                                      |    |
| 00000      | 83-2805878 |                   |           |              |     | SCA-First Coast, LLC   | DE  | NIA                    | SC Affiliates, LLC                | Ownership                                      | 100.000  | UnitedHealth Group Incorporated            | NO   |                                      |    |
| 00000      | 62-1551099 |                   |           |              |     | SCA-Florence, LLC  | DE  | NIA                    | SC Affiliates, LLC                | Ownership                                      | 100.000  | UnitedHealth Group Incorporated            | NO   |                                      |    |
| 00000      | 93-1067967 |                   |           |              |     | SCA-Fort Collins, Inc.   | CO  | NIA                    | SC Affiliates, LLC                | Ownership                                      | 100.000  | UnitedHealth Group Incorporated            | NO   |                                      |    |
| 00000      | 62-1502719 |                   |           |              |     | SCA-Fort Walton, Inc.  | TN  | NIA                    | SC Affiliates, LLC                | Ownership                                      | 100.000  | UnitedHealth Group Incorporated            | NO   |                                      |    |
| 00000      | 47-3641516 |                   |           |              |     | SCA-Franklin, LLC  | DE  | NIA                    | SC Affiliates, LLC                | Ownership                                      | 100.000  | UnitedHealth Group Incorporated            | NO   |                                      |    |
| 00000      | 81-2727879 |                   |           |              |     | SCA-Frederick, LLC   | DE  | NIA                    | SC Affiliates, LLC                | Ownership                                      | 100.000  | UnitedHealth Group Incorporated            | NO   |                                      |    |
| 00000      | 82-3535257 |                   |           |              |     | SCA-Freeway Holdings, LLC  | DE  | NIA                    | SC Affiliates, LLC                | Ownership                                      | 100.000  | UnitedHealth Group Incorporated            | NO   |                                      |    |
| 00000      | 36-4907566 |                   |           |              |     | SCA-Ft. Myers, LLC   | DE  | NIA                    | SC Affiliates, LLC                | Ownership                                      | 100.000  | UnitedHealth Group Incorporated            | NO   |                                      |    |
| 00000      | 62-1547690 |                   |           |              |     | SCA-Gainesville, LLC   | DE  | NIA                    | SC Affiliates, LLC                | Ownership                                      | 100.000  | UnitedHealth Group Incorporated            | NO   |                                      |    |

STATEMENT AS OF MARCH 31, 2023 OF THE UnitedHealthcare Plan of the River Valley, Inc.

**SCHEDULE Y**  
**PART 1A - DETAIL OF INSURANCE HOLDING COMPANY SYSTEM**

| 1          | 2          | 3                 | 4          | 5            | 6   | 7  | 8   | 9                    | 10                               | 11   | 12   | 13   | 14   | 15                                  | 16 |
|------------|------------|-------------------|------------|--------------|-----|--|---|----------------------|----------------------------------|--|--|--|--|-------------------------------------|----|
| Group Code | Group Name | NAIC Company Code | ID Number  | Federal RSSD | CIK | Name of Securities Exchange if Publicly Traded (U.S. or International) | Names of Parent, Subsidiaries Or Affiliates | Domiciliary Location | Relationship to Reporting Entity | Directly Controlled by (Name of Entity/Person) | Type of Control (Ownership, Board, Management, Attorney-in-Fact, Influence, Other) | If Control is Ownership Provide Percentage | Ultimate Controlling Entity(ies)/Person(s) | Is an SCA Filing Required? (Yes/No) | *  |
|            |            | 00000             | 81-1956407 |              |     |  | SCA-Gladiolus, LLC                          | DE                   | NIA                              | SC Affiliates, LLC                             | Ownership  | 95.371                                     | UnitedHealth Group Incorporated            | NO                                  |    |
|            |            | 00000             | 83-4156034 |              |     |  | SCA-Glenwood Holdings, LLC                  | DE                   | NIA                              | Glenwood-SC, Inc.                              | Ownership  | 72.396                                     | UnitedHealth Group Incorporated            | NO                                  |    |
|            |            | 00000             | 82-1438326 |              |     |  | SCA-Grants Pass, LLC                        | DE                   | NIA                              | SC Affiliates, LLC                             | Ownership  | 100.000                                    | UnitedHealth Group Incorporated            | NO                                  |    |
|            |            | 00000             | 81-2376695 |              |     |  | SCA-Grove Place, LLC                        | DE                   | NIA                              | SC Affiliates, LLC                             | Ownership  | 69.833                                     | UnitedHealth Group Incorporated            | NO                                  |    |
|            |            | 00000             | 47-3466283 |              |     |  | SCA-Hagerstown, LLC                         | DE                   | NIA                              | SC Affiliates, LLC                             | Ownership  | 100.000                                    | UnitedHealth Group Incorporated            | NO                                  |    |
|            |            | 00000             | 47-5229514 |              |     |  | SCA-Hilton Head, LLC                        | DE                   | NIA                              | SC Affiliates, LLC                             | Ownership  | 100.000                                    | UnitedHealth Group Incorporated            | NO                                  |    |
|            |            | 00000             | 81-3445356 |              |     |  | SCA-Houston Executive, LLC                  | DE                   | NIA                              | SC Affiliates, LLC                             | Ownership  | 100.000                                    | UnitedHealth Group Incorporated            | NO                                  |    |
|            |            | 00000             | 81-1666861 |              |     |  | SCA-Illinois, LLC                           | DE                   | NIA                              | SCA Surgery Holdings, LLC                      | Ownership  | 100.000                                    | UnitedHealth Group Incorporated            | NO                                  |    |
|            |            | 00000             | 47-3930052 |              |     |  | SCA-IT Holdings, LLC                        | DE                   | NIA                              | SC Affiliates, LLC                             | Ownership  | 100.000                                    | UnitedHealth Group Incorporated            | NO                                  |    |
|            |            | 00000             | 83-3090526 |              |     |  | SCA-JPM Holdings, LLC                       | DE                   | NIA                              | SC Affiliates, LLC                             | Ownership  | 100.000                                    | UnitedHealth Group Incorporated            | NO                                  |    |
|            |            | 00000             | 83-1102109 |              |     |  | SCA-Kissing Camels Holdings, LLC            | DE                   | NIA                              | SCA Surgery Holdings, LLC                      | Ownership  | 100.000                                    | UnitedHealth Group Incorporated            | NO                                  |    |
|            |            | 00000             | 81-4292506 |              |     |  | SCA-Main Street, LLC                        | DE                   | NIA                              | SC Affiliates, LLC                             | Ownership  | 29.575                                     | UnitedHealth Group Incorporated            | NO                                  | 2  |
|            |            | 00000             | 47-1751165 |              |     |  | SCA-Marina del Rey, LLC                     | CA                   | NIA                              | SC Affiliates, LLC                             | Ownership  | 100.000                                    | UnitedHealth Group Incorporated            | NO                                  |    |
|            |            | 00000             | 81-1367813 |              |     |  | SCA-MC VBP, Inc.                            | DE                   | NIA                              | SC Affiliates, LLC                             | Ownership  | 100.000                                    | UnitedHealth Group Incorporated            | NO                                  |    |
|            |            | 00000             | 62-1184188 |              |     |  | SCA-Mecklenburg Development Corp.           | NC                   | NIA                              | SC Affiliates, LLC                             | Ownership  | 100.000                                    | UnitedHealth Group Incorporated            | NO                                  |    |
|            |            | 00000             | 81-4616104 |              |     |  | SCA-Memorial City, LLC                      | DE                   | NIA                              | SC Affiliates, LLC                             | Ownership  | 100.000                                    | UnitedHealth Group Incorporated            | NO                                  |    |
|            |            | 00000             | 83-3709010 |              |     |  | SCA-Memorial, LLC                           | DE                   | NIA                              | SC Affiliates, LLC                             | Ownership  | 100.000                                    | UnitedHealth Group Incorporated            | NO                                  |    |
|            |            | 00000             | 81-1771410 |              |     |  | SCA-Merritt, LLC                            | DE                   | NIA                              | SC Affiliates, LLC                             | Ownership  | 100.000                                    | UnitedHealth Group Incorporated            | NO                                  |    |
|            |            | 00000             | 82-2455773 |              |     |  | SCA-Midlands, LLC                           | DE                   | NIA                              | SC Affiliates, LLC                             | Ownership  | 100.000                                    | UnitedHealth Group Incorporated            | NO                                  |    |
|            |            | 00000             | 81-2976543 |              |     |  | SCA-Midway Management, LLC                  | IL                   | NIA                              | SC Affiliates, LLC                             | Ownership  | 100.000                                    | UnitedHealth Group Incorporated            | NO                                  |    |
|            |            | 00000             | 80-0070617 |              |     |  | SCA-Mobile, LLC                             | DE                   | NIA                              | SC Affiliates, LLC                             | Ownership  | 100.000                                    | UnitedHealth Group Incorporated            | NO                                  |    |
|            |            | 00000             | 81-1065674 |              |     |  | SCA-Mokena, LLC                             | DE                   | NIA                              | SC Affiliates, LLC                             | Ownership  | 100.000                                    | UnitedHealth Group Incorporated            | NO                                  |    |
|            |            | 00000             |            |              |     |  | SCA-Morris Avenue, LLC                      | DE                   | NIA                              | SC Affiliates, LLC                             | Ownership  | 100.000                                    | UnitedHealth Group Incorporated            | NO                                  |    |
|            |            | 00000             | 84-4936803 |              |     |  | SCA-Morris County, LLC                      | DE                   | NIA                              | SC Affiliates, LLC                             | Ownership  | 100.000                                    | UnitedHealth Group Incorporated            | NO                                  |    |
|            |            | 00000             | 62-1506655 |              |     |  | SCA-Mt. Pleasant, LLC                       | DE                   | NIA                              | SC Affiliates, LLC                             | Ownership  | 100.000                                    | UnitedHealth Group Incorporated            | NO                                  |    |
|            |            | 00000             | 81-2850365 |              |     |  | SCA-Naperville, LLC                         | DE                   | NIA                              | SC Affiliates, LLC                             | Ownership  | 100.000                                    | UnitedHealth Group Incorporated            | NO                                  |    |
|            |            | 00000             | 82-3002171 |              |     |  | SCA-Naples, LLC                             | DE                   | NIA                              | SC Affiliates, LLC                             | Ownership  | 99.020                                     | UnitedHealth Group Incorporated            | NO                                  |    |
|            |            | 00000             | 47-4418919 |              |     |  | SCA-New Jersey, LLC                         | DE                   | NIA                              | SC Affiliates, LLC                             | Ownership  | 100.000                                    | UnitedHealth Group Incorporated            | NO                                  |    |
|            |            | 00000             | 47-1760663 |              |     |  | SCA-Newport Beach, LLC                      | CA                   | NIA                              | SC Affiliates, LLC                             | Ownership  | 100.000                                    | UnitedHealth Group Incorporated            | NO                                  |    |
|            |            | 00000             | 81-3445510 |              |     |  | SCA-Palm Beach MSO Holdings, LLC            | DE                   | NIA                              | SunSurgery, LLC                                | Ownership  | 100.000                                    | UnitedHealth Group Incorporated            | NO                                  |    |
|            |            | 00000             | 82-3050836 |              |     |  | SCA-Palm Beach, LLC                         | DE                   | NIA                              | SC Affiliates, LLC                             | Ownership  | 100.000                                    | UnitedHealth Group Incorporated            | NO                                  |    |
|            |            | 00000             | 84-3367495 |              |     |  | SCA-Panama City Holdings, LLC               | DE                   | NIA                              | SC Affiliates, LLC                             | Ownership  | 100.000                                    | UnitedHealth Group Incorporated            | NO                                  |    |
|            |            | 00000             | 62-1538850 |              |     |  | SCA-Paoli, LLC                              | DE                   | NIA                              | SC Affiliates, LLC                             | Ownership  | 100.000                                    | UnitedHealth Group Incorporated            | NO                                  |    |
|            |            | 00000             | 47-2785908 |              |     |  | SCA-Phoenix, LLC                            | DE                   | NIA                              | SC Affiliates, LLC                             | Ownership  | 100.000                                    | UnitedHealth Group Incorporated            | NO                                  |    |
|            |            | 00000             | 47-1620189 |              |     |  | SCA-Pocono, LLC                             | DE                   | NIA                              | SC Affiliates, LLC                             | Ownership  | 100.000                                    | UnitedHealth Group Incorporated            | NO                                  |    |
|            |            | 00000             | 81-4139195 |              |     |  | SCA-Portland, LLC                           | DE                   | NIA                              | SC Affiliates, LLC                             | Ownership  | 100.000                                    | UnitedHealth Group Incorporated            | NO                                  |    |
|            |            | 00000             | 83-4121074 |              |     |  | SCA-Practice Partners Holdings, LLC         | DE                   | NIA                              | SC Affiliates, LLC                             | Ownership  | 100.000                                    | UnitedHealth Group Incorporated            | NO                                  |    |
|            |            | 00000             | 81-4304317 |              |     |  | SCA-River Valley, LLC                       | DE                   | NIA                              | SC Affiliates, LLC                             | Ownership  | 29.410                                     | UnitedHealth Group Incorporated            | NO                                  | 2  |
|            |            | 00000             | 83-2111732 |              |     |  | SCA-Riverside Partners, LLC                 | DE                   | NIA                              | SCA-Riverside, LLC                             | Ownership  | 51.000                                     | UnitedHealth Group Incorporated            | NO                                  |    |
|            |            | 00000             | 83-2721919 |              |     |  | SCA-Riverside, LLC                          | DE                   | NIA                              | SC Affiliates, LLC                             | Ownership  | 100.000                                    | UnitedHealth Group Incorporated            | NO                                  |    |
|            |            | 00000             | 47-1647512 |              |     |  | SCA-Rockville, LLC                          | DE                   | NIA                              | SC Affiliates, LLC                             | Ownership  | 100.000                                    | UnitedHealth Group Incorporated            | NO                                  |    |
|            |            | 00000             | 85-0563422 |              |     |  | SCA-Sacred Heart Holdings, LLC              | DE                   | NIA                              | SC Affiliates, LLC                             | Ownership  | 100.000                                    | UnitedHealth Group Incorporated            | NO                                  |    |
|            |            | 00000             | 81-2963561 |              |     |  | SCA-San Diego, Inc.                         | DE                   | NIA                              | Surgical Health, LLC                           | Ownership  | 100.000                                    | UnitedHealth Group Incorporated            | NO                                  |    |
|            |            | 00000             | 94-3138088 |              |     |  | SCA-San Luis Obispo, LLC                    | DE                   | NIA                              | SC Affiliates, LLC                             | Ownership  | 100.000                                    | UnitedHealth Group Incorporated            | NO                                  |    |
|            |            | 00000             | 47-1685878 |              |     |  | SCA-Sand Lake, LLC                          | DE                   | NIA                              | SC Affiliates, LLC                             | Ownership  | 83.481                                     | UnitedHealth Group Incorporated            | NO                                  |    |
|            |            | 00000             | 88-0185362 |              |     |  | SCA-Santa Rosa, Inc.                        | NV                   | NIA                              | SC Affiliates, LLC                             | Ownership  | 100.000                                    | UnitedHealth Group Incorporated            | NO                                  |    |
|            |            | 00000             | 92-1630156 |              |     |  | SCA-Seattle, LLC                            | DE                   | NIA                              | SC Affiliates, LLC                             | Ownership  | 100.000                                    | UnitedHealth Group Incorporated            | NO                                  |    |
|            |            | 00000             | 81-3300613 |              |     |  | SCA-Somerset, LLC                           | DE                   | NIA                              | SCA Surgery Holdings, LLC                      | Ownership  | 100.000                                    | UnitedHealth Group Incorporated            | NO                                  |    |
|            |            | 00000             | 22-3117714 |              |     |  | SCA-South Jersey, LLC                       | DE                   | NIA                              | Virtua-SCA Holdings, LLC                       | Ownership  | 100.000                                    | UnitedHealth Group Incorporated            | NO                                  | 2  |

STATEMENT AS OF MARCH 31, 2023 OF THE UnitedHealthcare Plan of the River Valley, Inc.

**SCHEDULE Y**  
**PART 1A - DETAIL OF INSURANCE HOLDING COMPANY SYSTEM**

| 1          | 2          | 3                 | 4          | 5            | 6   | 7  | 8   | 9                    | 10                               | 11  | 12   | 13   | 14   | 15                                  | 16 |
|------------|------------|-------------------|------------|--------------|-----|--|---|----------------------|----------------------------------|---|--|--|--|-------------------------------------|----|
| Group Code | Group Name | NAIC Company Code | ID Number  | Federal RSSD | CIK | Name of Securities Exchange if Publicly Traded (U.S. or International) | Names of Parent, Subsidiaries Or Affiliates               | Domiciliary Location | Relationship to Reporting Entity | Directly Controlled by (Name of Entity/Person)          | Type of Control (Ownership, Board, Management, Attorney-in-Fact, Influence, Other) | If Control is Ownership Provide Percentage | Ultimate Controlling Entity(ies)/Person(s) | Is an SCA Filing Required? (Yes/No) | *  |
|            |            | 00000             | 47-2676325 |              |     |  | SCA-Sparta, LLC   | DE                   | NIA                              | SC Affiliates, LLC                                      | Ownership  | 100.000                                    | UnitedHealth Group Incorporated            | NO                                  |    |
|            |            | 00000             | 82-4499088 |              |     |  | SCA-Spartanburg Holdings, LLC                             | DE                   | NIA                              | SC Affiliates, LLC                                      | Ownership  | 100.000                                    | UnitedHealth Group Incorporated            | NO                                  |    |
|            |            | 00000             | 88-1844951 |              |     |  | SCA-St. Cloud Holdings, LLC                               | DE                   | NIA                              | SC Affiliates, LLC                                      | Ownership  | 100.000                                    | UnitedHealth Group Incorporated            | NO                                  |    |
|            |            | 00000             | 84-4677051 |              |     |  | SCA-St. Louis Holdings, LLC                               | DE                   | NIA                              | SC Affiliates, LLC                                      | Ownership  | 100.000                                    | UnitedHealth Group Incorporated            | NO                                  |    |
|            |            | 00000             | 47-4106989 |              |     |  | SCA-St. Louis, LLC  | DE                   | NIA                              | Surgical Health, LLC                                    | Ownership  | 100.000                                    | UnitedHealth Group Incorporated            | NO                                  |    |
|            |            | 00000             | 82-3270591 |              |     |  | SCA-St. Lucie, LLC  | DE                   | NIA                              | SC Affiliates, LLC                                      | Ownership  | 100.000                                    | UnitedHealth Group Incorporated            | NO                                  |    |
|            |            | 00000             | 81-4371453 |              |     |  | SCA-Surgicare, LLC  | DE                   | NIA                              | SC Affiliates, LLC                                      | Ownership  | 100.000                                    | UnitedHealth Group Incorporated            | NO                                  |    |
|            |            | 00000             | 81-2455241 |              |     |  | SCA-SwiftPath, LLC  | DE                   | NIA                              | SC Affiliates, LLC                                      | Ownership  | 100.000                                    | UnitedHealth Group Incorporated            | NO                                  |    |
|            |            | 00000             | 82-1987225 |              |     |  | SCA-Verta, LLC  | DE                   | NIA                              | SC Affiliates, LLC                                      | Ownership  | 100.000                                    | UnitedHealth Group Incorporated            | NO                                  |    |
|            |            | 00000             | 85-1998338 |              |     |  | SCA-VLR Holdings Company, LLC                             | DE                   | NIA                              | SCA Denver Holdings, LLC                                | Ownership  | 51.000                                     | UnitedHealth Group Incorporated            | NO                                  |    |
|            |            | 00000             | 82-2294882 |              |     |  | SCA-Wake Forest, LLC                                      | DE                   | NIA                              | SC Affiliates, LLC                                      | Ownership  | 100.000                                    | UnitedHealth Group Incorporated            | NO                                  |    |
|            |            | 00000             | 82-1449412 |              |     |  | SCA-Western Connecticut, LLC                              | DE                   | NIA                              | SC Affiliates, LLC                                      | Ownership  | 67.000                                     | UnitedHealth Group Incorporated            | NO                                  |    |
|            |            | 00000             | 82-3689825 |              |     |  | SCA-Westover Hills, LLC                                   | DE                   | NIA                              | SC Affiliates, LLC                                      | Ownership  | 100.000                                    | UnitedHealth Group Incorporated            | NO                                  |    |
|            |            | 00000             | 81-1159878 |              |     |  | SCA-Winchester, LLC                                       | DE                   | NIA                              | SC Affiliates, LLC                                      | Ownership  | 100.000                                    | UnitedHealth Group Incorporated            | NO                                  |    |
|            |            | 00000             | 62-1525777 |              |     |  | SCA-Winter Park, Inc.                                     | TN                   | NIA                              | SC Affiliates, LLC                                      | Ownership  | 100.000                                    | UnitedHealth Group Incorporated            | NO                                  |    |
|            |            | 00000             | 82-3528300 |              |     |  | SCA-Woodlands Holdings, LLC                               | DE                   | NIA                              | SC Affiliates, LLC                                      | Ownership  | 100.000                                    | UnitedHealth Group Incorporated            | NO                                  |    |
|            |            | 00000             | 81-4905342 |              |     |  | SCAI Holdings, LLC  | DE                   | NIA                              | SCA HoldCo, Inc.  | Ownership  | 100.000                                    | UnitedHealth Group Incorporated            | NO                                  |    |
|            |            | 00000             |            |              |     |  | Scanner Centromed S.A.                                    | CHL                  | NIA                              | Administradora Médica Centromed S.A.                    | Ownership  | 85.000                                     | UnitedHealth Group Incorporated            | NO                                  |    |
|            |            | 00000             | 85-2316290 |              |     |  | SCAHS-SCA Holdings, LLC                                   | DE                   | NIA                              | SCA Lutheran Holdings, LLC                              | Ownership  | 51.000                                     | UnitedHealth Group Incorporated            | NO                                  |    |
|            |            | 00000             | 27-2635371 |              |     |  | SCP Specialty Infusion, LLC                               | DE                   | NIA                              | Optum Infusion Services 500, Inc.                       | Ownership  | 100.000                                    | UnitedHealth Group Incorporated            | NO                                  |    |
|            |            | 00000             | 22-3660141 |              |     |  | Seashore Surgical Institute, L.L.C.                       | NJ                   | NIA                              | Virtua-SCA Holdings, LLC                                | Ownership  | 51.000                                     | UnitedHealth Group Incorporated            | NO                                  | 2  |
|            |            | 00000             | 46-3238571 |              |     |  | Seattle Psychology, P.L.L.C.                              | WA                   | NIA                              | Physician(s) Owned                                      | Influence  | 0.000                                      | UnitedHealth Group Incorporated            | NO                                  | 1  |
|            |            | 00000             | 46-3038066 |              |     |  | SecureMD Management, LLC                                  | CO                   | NIA                              | Physicians Endoscopy, L.L.C.                            | Ownership  | 100.000                                    | UnitedHealth Group Incorporated            | NO                                  |    |
|            |            | 00000             | 46-3057015 |              |     |  | SecureMD Professionals - California, PC                   | CA                   | NIA                              | Physician(s) Owned                                      | Influence  | 0.000                                      | UnitedHealth Group Incorporated            | NO                                  | 1  |
|            |            | 00000             | 98-1202716 |              |     |  | Seisa Serviços Integrados de Saúde Ltda.                  | BRA                  | NIA                              | Cemed Care - Empresa de Atendimento Clínico Geral Ltda. | Ownership  | 0.000                                      | UnitedHealth Group Incorporated            | NO                                  |    |
|            |            | 00000             | 98-1202716 |              |     |  | Seisa Serviços Integrados de Saúde Ltda.                  | BRA                  | NIA                              | Amil Assistência Médica Internacional S.A.              | Ownership  | 100.000                                    | UnitedHealth Group Incorporated            | NO                                  |    |
|            |            | 00000             | 86-0739432 |              |     |  | Senior Benefits, L.L.C.                                   | AZ                   | NIA                              | USHEALTH Advisors, LLC                                  | Ownership  | 100.000                                    | UnitedHealth Group Incorporated            | NO                                  |    |
|            |            | 00000             | 88-1691956 |              |     |  | Senior Care Network of Connecticut, LLC                   | DE                   | NIA                              | Optum Care Networks, Inc.                               | Ownership  | 51.000                                     | UnitedHealth Group Incorporated            | NO                                  |    |
|            |            | 00000             | 45-3802527 |              |     |  | Serenity Family and Psychological Counseling Center, P.C. | CA                   | NIA                              | Physician(s) Owned                                      | Influence  | 0.000                                      | UnitedHealth Group Incorporated            | NO                                  | 1  |
|            |            | 00000             | 27-1533951 |              |     |  | Serquinox Holdings LLC                                    | DE                   | NIA                              | Optum Infusion Services 500, Inc.                       | Ownership  | 100.000                                    | UnitedHealth Group Incorporated            | NO                                  |    |
|            |            | 00000             |            |              |     |  | Servicios de Entrenamiento en Competencias Clínicas SpA   | CHL                  | NIA                              | Sociedad de Inversiones Santa María SpA                 | Ownership  | 1.000                                      | UnitedHealth Group Incorporated            | NO                                  |    |
|            |            | 00000             |            |              |     |  | Servicios de Entrenamiento en Competencias Clínicas SpA   | CHL                  | NIA                              | Clínica Santa María S.p.A.                              | Ownership  | 99.000                                     | UnitedHealth Group Incorporated            | NO                                  |    |
|            |            | 00000             |            |              |     |  | Servicios Integrados de Salud Ltda.                       | CHL                  | NIA                              | Clínica Santa María S.p.A.                              | Ownership  | 0.100                                      | UnitedHealth Group Incorporated            | NO                                  |    |
|            |            | 00000             |            |              |     |  | Servicios Integrados de Salud Ltda.                       | CHL                  | NIA                              | Clínica Dávila y Servicios Médicos S.p.A.               | Ownership  | 99.900                                     | UnitedHealth Group Incorporated            | NO                                  |    |
|            |            | 00000             |            |              |     |  | Servicios Médicos Amed Quilpué S.A.                       | CHL                  | NIA                              | Centromed Quilpué S.A.                                  | Ownership  | 99.900                                     | UnitedHealth Group Incorporated            | NO                                  |    |
|            |            | 00000             |            |              |     |  | Servicios Médicos Amed Quilpué S.A.                       | CHL                  | NIA                              | Laboratorios Médicos Amed Quilpué S.A.                  | Ownership  | 0.100                                      | UnitedHealth Group Incorporated            | NO                                  |    |
|            |            | 00000             |            |              |     |  | Servicios Médicos Bío Bío Ltda.                           | CHL                  | NIA                              | Saden S.A.  | Ownership  | 1.000                                      | UnitedHealth Group Incorporated            | NO                                  |    |
|            |            | 00000             |            |              |     |  | Servicios Médicos Bío Bío Ltda.                           | CHL                  | NIA                              | Clínica Bío Bío SpA                                     | Ownership  | 99.000                                     | UnitedHealth Group Incorporated            | NO                                  |    |
|            |            | 00000             |            |              |     |  | Servicios Médicos Ciudad del Mar Ltda.                    | CHL                  | NIA                              | Saden S.A.  | Ownership  | 1.000                                      | UnitedHealth Group Incorporated            | NO                                  |    |
|            |            | 00000             |            |              |     |  | Servicios Médicos Ciudad del Mar Ltda.                    | CHL                  | NIA                              | Clínica Ciudad del Mar S.A.                             | Ownership  | 99.000                                     | UnitedHealth Group Incorporated            | NO                                  |    |
|            |            | 00000             |            |              |     |  | Servicios Médicos Santa María Ltda.                       | CHL                  | NIA                              | Sociedad de Inversiones Santa María SpA                 | Ownership  | 99.000                                     | UnitedHealth Group Incorporated            | NO                                  |    |
|            |            | 00000             |            |              |     |  | Servicios Médicos Santa María Ltda.                       | CHL                  | NIA                              | Clínica Santa María S.p.A.                              | Ownership  | 1.000                                      | UnitedHealth Group Incorporated            | NO                                  |    |
|            |            | 00000             |            |              |     |  | Servicios Médicos Vespucio Ltda.                          | CHL                  | NIA                              | Saden S.A.  | Ownership  | 1.000                                      | UnitedHealth Group Incorporated            | NO                                  |    |
|            |            | 00000             |            |              |     |  | Servicios Médicos Vespucio Ltda.                          | CHL                  | NIA                              | Clínica Vespucio S.A.                                   | Ownership  | 99.000                                     | UnitedHealth Group Incorporated            | NO                                  |    |
|            |            | 00000             | 87-3142148 |              |     |  | Shark Holdings, P.C.                                      | CA                   | NIA                              | Physician(s) Owned                                      | Influence  | 0.000                                      | UnitedHealth Group Incorporated            | NO                                  | 1  |

STATEMENT AS OF MARCH 31, 2023 OF THE UnitedHealthcare Plan of the River Valley, Inc.

**SCHEDULE Y**  
**PART 1A - DETAIL OF INSURANCE HOLDING COMPANY SYSTEM**

| 1          | 2                               | 3                 | 4          | 5            | 6   | 7  | 8   | 9                     | 10                                | 11   | 12   | 13   | 14   | 15                                   | 16 |
|------------|---------------------------------|-------------------|------------|--------------|-----|--|---|-----------------------|-----------------------------------|--|--|--|--|--------------------------------------|----|
| Group Code | Group Name                      | NAIC Company Code | ID Number  | Federal RSSD | CIK | Name of Securities Exchange if Publicly Traded (U.S. or International) | Names of Parent, Subsidiaries Or Affiliates                 | Domi-ciliary Location | Relation-ship to Reporting Entity | Directly Controlled by (Name of Entity/Person) | Type of Control (Ownership, Board, Management, Attorney-in-Fact, Influence, Other) | If Control is Ownership Provide Percentage | Ultimate Controlling Entity(ies)/Person(s) | Is an SCA Filing Re-quired? (Yes/No) | *  |
|            |                                 | 00000             | 58-1978974 |              |     |  | SHC Atlanta, LLC  | DE                    | NIA                               | Surgical Health, LLC                           | Ownership  | 100.000                                    | UnitedHealth Group Incorporated            | NO                                   |    |
|            |                                 | 00000             | 58-2013443 |              |     |  | SHC Austin, Inc.  | GA                    | NIA                               | Surgical Health, LLC                           | Ownership  | 100.000                                    | UnitedHealth Group Incorporated            | NO                                   |    |
|            |                                 | 00000             | 58-2062812 |              |     |  | SHC Hawthorn, Inc.  | GA                    | NIA                               | Surgical Health, LLC                           | Ownership  | 100.000                                    | UnitedHealth Group Incorporated            | NO                                   |    |
|            |                                 | 00000             | 58-2101924 |              |     |  | SHC Melbourne, Inc.   | GA                    | NIA                               | Surgical Health, LLC                           | Ownership  | 100.000                                    | UnitedHealth Group Incorporated            | NO                                   |    |
|            |                                 | 00000             | 47-5082677 |              |     |  | Sherman Counseling Management, S.C.                         | WI                    | NIA                               | Physician(s) Owned                             | Influence  | 0.000                                      | UnitedHealth Group Incorporated            | NO                                   | 1  |
|            |                                 | 00000             | 82-3922528 |              |     |  | Sierra Dental Plan, Inc.                                    | CA                    | NIA                               | MCNA Health Care Holdings, LLC                 | Ownership  | 100.000                                    | UnitedHealth Group Incorporated            | NO                                   |    |
| .0707      | UnitedHealth Group Incorporated | 71420             | 94-0734860 |              |     |  | Sierra Health and Life Insurance Company, Inc.              | NV                    | IA                                | Sierra Health Services, Inc.                   | Ownership  | 100.000                                    | UnitedHealth Group Incorporated            | NO                                   |    |
|            |                                 | 00000             | 88-0200415 |              |     |  | Sierra Health Services, Inc.                                | NV                    | NIA                               | UnitedHealthcare, Inc.                         | Ownership  | 100.000                                    | UnitedHealth Group Incorporated            | NO                                   |    |
|            |                                 | 00000             | 88-0254322 |              |     |  | Sierra Health-Care Options, Inc.                            | NV                    | NIA                               | Sierra Health Services, Inc.                   | Ownership  | 100.000                                    | UnitedHealth Group Incorporated            | NO                                   |    |
|            |                                 | 00000             | 88-0385705 |              |     |  | Sierra Home Medical Products, Inc.                          | NV                    | NIA                               | Sierra Health Services, Inc.                   | Ownership  | 100.000                                    | UnitedHealth Group Incorporated            | NO                                   |    |
|            |                                 | 00000             | 88-0264562 |              |     |  | Sierra Nevada Administrators, Inc.                          | NV                    | NIA                               | Sierra Health Services, Inc.                   | Ownership  | 100.000                                    | UnitedHealth Group Incorporated            | NO                                   |    |
|            |                                 | 00000             | 81-3200297 |              |     |  | Silicon Valley TMS of Monterey Bay, GP                      | CA                    | NIA                               | Saad A. Shakir, M.D., Inc.                     | Ownership  | 100.000                                    | UnitedHealth Group Incorporated            | NO                                   | 1  |
|            |                                 | 00000             |            |              |     |  | Sistema de Administración Hospitalaria S.A.C.               |                       |                                   |  |  |  |  |                                      |    |
|            |                                 | 00000             | 82-1485491 |              |     |  | SJ East Campus ASC, LLC                                     | CO                    | NIA                               | Pacifico S.A. Entidad Prestadora de Salud      | Ownership  | 99.870                                     | UnitedHealth Group Incorporated            | NO                                   |    |
|            |                                 | 00000             | 20-1004228 |              |     |  | Small Business Insurance Advisors, Inc.                     | TX                    | NIA                               | SCLHS-SCA Holdings, LLC                        | Ownership  | 51.000                                     | UnitedHealth Group Incorporated            | NO                                   |    |
|            |                                 | 00000             |            |              |     |  | Sobam - Centro Médico Hospitalar S.A.                       | BRA                   | NIA                               | USHEALTH Group, Inc.                           | Ownership  | 100.000                                    | UnitedHealth Group Incorporated            | NO                                   |    |
|            |                                 | 00000             |            |              |     |  | Sobam - Centro Médico Hospitalar S.A.                       | BRA                   | NIA                               | Santa Helena Assistência Médica S.A.           | Ownership  | 98.088                                     | UnitedHealth Group Incorporated            | NO                                   |    |
|            |                                 | 00000             |            |              |     |  | Sobam - Centro Médico Hospitalar S.A.                       | BRA                   | NIA                               | Centro Médico Hospitalar Pitangueiras Ltda.    | Ownership  | 1.912                                      | UnitedHealth Group Incorporated            | NO                                   |    |
|            |                                 | 00000             | 98-1453235 |              |     |  | Sociedad de Inversiones Santa María SpA                     | CHL                   | NIA                               | Clínica Santa María S.p.A.                     | Ownership  | 99.743                                     | UnitedHealth Group Incorporated            | NO                                   |    |
|            |                                 | 00000             | 98-1453235 |              |     |  | Sociedad de Inversiones Santa María SpA                     | CHL                   | NIA                               | Clínica Dávila y Servicios Médicos S.p.A.      | Ownership  | 0.257                                      | UnitedHealth Group Incorporated            | NO                                   |    |
|            |                                 | 00000             | 88-2931584 |              |     |  | Solaris JV Holdings, Inc.                                   | DE                    | NIA                               | Optum, Inc.                                    | Ownership  | 100.000                                    | UnitedHealth Group Incorporated            | NO                                   |    |
|            |                                 | 00000             | 46-0729622 |              |     |  | Solstice Administration Services, Inc.                      | FL                    | NIA                               | Solstice Benefits, Inc.                        | Ownership  | 100.000                                    | UnitedHealth Group Incorporated            | NO                                   |    |
|            |                                 | 00000             | 30-0760846 |              |     |  | Solstice Administrators of Alabama, Inc.                    | AL                    | NIA                               | Solstice Administration Services, Inc.         | Ownership  | 100.000                                    | UnitedHealth Group Incorporated            | NO                                   |    |
|            |                                 | 00000             | 32-0392448 |              |     |  | Solstice Administrators of Missouri, Inc.                   | MO                    | NIA                               | Solstice Administration Services, Inc.         | Ownership  | 100.000                                    | UnitedHealth Group Incorporated            | NO                                   |    |
|            |                                 | 00000             |            |              |     |  | Solstice Administrators of North Carolina, Inc.             | NC                    | NIA                               | Solstice Administration Services, Inc.         | Ownership  | 100.000                                    | UnitedHealth Group Incorporated            | NO                                   |    |
|            |                                 | 00000             | 30-0756426 |              |     |  | Solstice Administrators, Inc.                               | CA                    | NIA                               | Solstice Administration Services, Inc.         | Ownership  | 100.000                                    | UnitedHealth Group Incorporated            | NO                                   |    |
|            |                                 | 00000             | 26-4839323 |              |     |  | Solstice Administrators, Inc.                               | CA                    | NIA                               | Solstice Administration Services, Inc.         | Ownership  | 100.000                                    | UnitedHealth Group Incorporated            | NO                                   |    |
|            |                                 | 00000             | 20-4815388 |              |     |  | Solstice Benefit Services, Inc.                             | FL                    | NIA                               | Specialty Benefits, LLC                        | Ownership  | 100.000                                    | UnitedHealth Group Incorporated            | NO                                   |    |
| .0707      | UnitedHealth Group Incorporated | 12341             | 14-1917982 |              |     |  | Solstice Benefits, Inc.                                     | FL                    | IA                                | Specialty Benefits, LLC                        | Ownership  | 100.000                                    | UnitedHealth Group Incorporated            | NO                                   |    |
| .0707      | UnitedHealth Group Incorporated | 13971             | 27-1395245 |              |     |  | Solstice Health Insurance Company                           | NY                    | IA                                | Specialty Benefits, LLC                        | Ownership  | 100.000                                    | UnitedHealth Group Incorporated            | NO                                   |    |
| .0707      | UnitedHealth Group Incorporated | 16610             | 30-1200533 |              |     |  | Solstice Healthplans of Arizona, Inc.                       | AZ                    | IA                                | Solstice Administration Services, Inc.         | Ownership  | 100.000                                    | UnitedHealth Group Incorporated            | NO                                   |    |
| .0707      | UnitedHealth Group Incorporated | 17141             | 35-2709791 |              |     |  | Solstice Healthplans of Colorado, Inc.                      | CO                    | IA                                | Solstice Administration Services, Inc.         | Ownership  | 100.000                                    | UnitedHealth Group Incorporated            | NO                                   |    |
| .0707      | UnitedHealth Group Incorporated | 16878             | 30-1190514 |              |     |  | Solstice Healthplans of Ohio, Inc.                          | OH                    | IA                                | Solstice Administration Services, Inc.         | Ownership  | 100.000                                    | UnitedHealth Group Incorporated            | NO                                   |    |
| .0707      | UnitedHealth Group Incorporated | 16892             | 36-4935990 |              |     |  | Solstice Healthplans of Texas, Inc.                         | TX                    | IA                                | Solstice Administration Services, Inc.         | Ownership  | 100.000                                    | UnitedHealth Group Incorporated            | NO                                   |    |
|            |                                 | 00000             | 46-3786700 |              |     |  | Solstice Healthplans, Inc.                                  | FL                    | IA                                | Solstice Benefits, Inc.                        | Ownership  | 100.000                                    | UnitedHealth Group Incorporated            | NO                                   |    |
| .0707      | UnitedHealth Group Incorporated | 16790             | 26-2699505 |              |     |  | Solstice of Illinois, Inc.                                  | IL                    | IA                                | Solstice Administration Services, Inc.         | Ownership  | 100.000                                    | UnitedHealth Group Incorporated            | NO                                   |    |
|            |                                 | 00000             | 32-0545152 |              |     |  | Solstice of Minnesota, Inc.                                 | MN                    | NIA                               | Solstice Administration Services, Inc.         | Ownership  | 100.000                                    | UnitedHealth Group Incorporated            | NO                                   |    |
|            |                                 | 00000             | 26-1891960 |              |     |  | Solstice of New York, Inc.                                  | NY                    | NIA                               | Solstice Administration Services, Inc.         | Ownership  | 100.000                                    | UnitedHealth Group Incorporated            | NO                                   |    |
|            |                                 | 00000             | 41-1593424 |              |     |  | Solutran, LLC   | DE                    | NIA                               | Optum Financial, Inc.                          | Ownership  | 100.000                                    | UnitedHealth Group Incorporated            | NO                                   |    |
|            |                                 | 00000             | 20-8433398 |              |     |  | Somerset Outpatient Surgery, L.L.C.                         | NJ                    | NIA                               | SCA-Somerset, LLC                              | Ownership  | 59.222                                     | UnitedHealth Group Incorporated            | NO                                   |    |
|            |                                 | 00000             | 75-2723958 |              |     |  | South Arlington Surgical Providers, LLC                     | TX                    | NIA                               | Surgical Care Affiliates, LLC                  | Influence  | 0.000                                      | UnitedHealth Group Incorporated            | NO                                   |    |
|            |                                 | 00000             | 86-0516447 |              |     |  | Southwest Internal Medicine Group, Roberto Ruiz, M.D., PLLC | AZ                    | NIA                               | Physician United PLLC                          | Ownership  | 100.000                                    | UnitedHealth Group Incorporated            | NO                                   | 1  |
|            |                                 | 00000             | 88-0201420 |              |     |  | Southwest Medical Associates, Inc.                          | NV                    | NIA                               | Sierra Health Services, Inc.                   | Ownership  | 100.000                                    | UnitedHealth Group Incorporated            | NO                                   |    |
|            |                                 | 00000             | 38-2609888 |              |     |  | Southwest Michigan Health Network Inc.                      | MI                    | NIA                               | UnitedHealthcare, Inc.                         | Ownership  | 100.000                                    | UnitedHealth Group Incorporated            | NO                                   |    |
|            |                                 | 00000             | 36-4369359 |              |     |  | Southwest Surgery Center, LLC                               | IL                    | NIA                               | SCA-Mokena, LLC                                | Ownership  | 44.319                                     | UnitedHealth Group Incorporated            | NO                                   | 2  |
|            |                                 | 00000             | 41-2013700 |              |     |  | Southwest Surgical Center, LLC                              | MN                    | NIA                               | WestHealth JV Holdings, LLC                    | Ownership  | 51.000                                     | UnitedHealth Group Incorporated            | NO                                   |    |
|            |                                 | 00000             | 75-2516426 |              |     |  | Space Coast Surgical Center, Ltd.                           | FL                    | NIA                               | SCA-Merritt, LLC                               | Ownership  | 0.047                                      | UnitedHealth Group Incorporated            | NO                                   |    |



STATEMENT AS OF MARCH 31, 2023 OF THE UnitedHealthcare Plan of the River Valley, Inc.

**SCHEDULE Y**  
**PART 1A - DETAIL OF INSURANCE HOLDING COMPANY SYSTEM**

| 1          | 2          | 3                 | 4          | 5            | 6   | 7  | 8   | 9                     | 10                                | 11   | 12   | 13   | 14   | 15                                   | 16 |
|------------|------------|-------------------|------------|--------------|-----|--|---|-----------------------|-----------------------------------|--|--|--|--|--------------------------------------|----|
| Group Code | Group Name | NAIC Company Code | ID Number  | Federal RSSD | CIK | Name of Securities Exchange if Publicly Traded (U.S. or International) | Names of Parent, Subsidiaries Or Affiliates                         | Domi-ciliary Location | Relation-ship to Reporting Entity | Directly Controlled by (Name of Entity/Person) | Type of Control (Ownership, Board, Management, Attorney-in-Fact, Influence, Other) | If Control is Ownership Provide Percentage | Ultimate Controlling Entity(ies)/Person(s) | Is an SCA Filing Re-quired? (Yes/No) | *  |
|            |            | 00000             | 75-2516426 |              |     |  | Space Coast Surgical Center, Ltd.                                   | FL                    | NIA                               | SCA Rockledge JV, LLC                          | Ownership  | 52.191                                     | UnitedHealth Group Incorporated            | NO                                   |    |
|            |            | 00000             | 57-0953005 |              |     |  | Spartanburg Surgery Center, LLC                                     | SC                    | NIA                               | SCA-Spartanburg Holdings, LLC                  | Ownership  | 64.000                                     | UnitedHealth Group Incorporated            | NO                                   |    |
|            |            | 00000             | 55-0790742 |              |     |  | Specialists in Urology Surgery Center, LLC                          | FL                    | NIA                               | SCA Specialists of Florida, LLC                | Ownership  | 100.000                                    | UnitedHealth Group Incorporated            | NO                                   |    |
|            |            | 00000             | 25-1868213 |              |     |  | Specialized Pharmaceuticals, Inc.                                   | PA                    | NIA                               | QOL Acquisition Holdings Corp.                 | Ownership  | 100.000                                    | UnitedHealth Group Incorporated            | NO                                   |    |
|            |            | 00000             | 41-1921983 |              |     |  | Specialty Benefits, LLC   | DE                    | NIA                               | United HealthCare Services, Inc.               | Ownership  | 100.000                                    | UnitedHealth Group Incorporated            | NO                                   |    |
|            |            | 00000             | 20-1494993 |              |     |  | Specialty Billing Solutions, LLC                                    | CO                    | NIA                               | Pinnacle III, LLC                              | Ownership  | 100.000                                    | UnitedHealth Group Incorporated            | NO                                   |    |
|            |            | 00000             | 20-3412545 |              |     |  | Specialty Surgical Center, LLC                                      | NJ                    | NIA                               | SCA-Sparta, LLC                                | Ownership  | 56.290                                     | UnitedHealth Group Incorporated            | NO                                   |    |
|            |            | 00000             | 71-0886811 |              |     |  | Spectera of New York, IPA, Inc.                                     | NY                    | NIA                               | Spectera, Inc.                                 | Ownership  | 100.000                                    | UnitedHealth Group Incorporated            | NO                                   |    |
|            |            | 00000             | 52-1260282 |              |     |  | Spectera, Inc.  | MD                    | NIA                               | Specialty Benefits, LLC                        | Ownership  | 100.000                                    | UnitedHealth Group Incorporated            | NO                                   |    |
|            |            | 00000             | 82-3087236 |              |     |  | Spring Behavioral Health of New Jersey, LLC                         | NJ                    | NIA                               | Physician(s) Owned                             | Influence  | 0.000                                      | UnitedHealth Group Incorporated            | NO                                   | 1  |
|            |            | 00000             | 23-2833266 |              |     |  | Springfield Psychological, P.C.                                     | PA                    | NIA                               | Refresh Pennsylvania, LLC                      | Ownership  | 100.000                                    | UnitedHealth Group Incorporated            | NO                                   | 1  |
|            |            | 00000             | 62-1770924 |              |     |  | SRPS, LLC   | DE                    | NIA                               | Progressive Enterprises Holdings, Inc.         | Ownership  | 100.000                                    | UnitedHealth Group Incorporated            | NO                                   |    |
|            |            | 00000             | 88-1908543 |              |     |  | St. Cloud MSO, LLC  | DE                    | NIA                               | SCA-St. Cloud Holdings, LLC                    | Ownership  | 100.000                                    | UnitedHealth Group Incorporated            | NO                                   |    |
|            |            |                   |            |              |     |  | St. Cloud Outpatient Surgery, Ltd., a Minnesota Limited Partnership | MN                    | NIA                               | St. Cloud Surgical Center, LLC                 | Ownership  | 16.992                                     | UnitedHealth Group Incorporated            | NO                                   | 2  |
|            |            | 00000             | 41-1348916 |              |     |  | St. Cloud Surgical Center, LLC                                      | DE                    | NIA                               | Surgery Center Holding, LLC                    | Ownership  | 100.000                                    | UnitedHealth Group Incorporated            | NO                                   |    |
|            |            | 00000             | 61-1754451 |              |     |  | St. Louis Specialty Surgical Center, LLC                            | MO                    | NIA                               | SCA-St. Louis Holdings, LLC                    | Ownership  | 55.719                                     | UnitedHealth Group Incorporated            | NO                                   |    |
|            |            | 00000             | 85-3832363 |              |     |  | Starship Securities LLC   | DE                    | NIA                               | Brighter Financial, Inc.                       | Ownership  | 100.000                                    | UnitedHealth Group Incorporated            | NO                                   |    |
|            |            | 00000             | 85-2023852 |              |     |  | Stonegate JV Partners, LLC  | TX                    | NIA                               | SCA Stonegate Holdings, LLC                    | Ownership  | 39.216                                     | UnitedHealth Group Incorporated            | NO                                   | 2  |
|            |            | 00000             | 20-1211544 |              |     |  | Stonegate Surgery Center, L.P.                                      | TX                    | NIA                               | Stonegate JV Partners, LLC                     | Ownership  | 58.170                                     | UnitedHealth Group Incorporated            | NO                                   |    |
|            |            | 00000             | 20-1211544 |              |     |  | Stonegate Surgery Center, L.P.                                      | TX                    | NIA                               | SCA Stonegate Holdings, LLC                    | Ownership  | 12.335                                     | UnitedHealth Group Incorporated            | NO                                   |    |
|            |            |                   |            |              |     |  | Summer Street ASC, LLC  | CT                    | NIA                               | SCA Specialty Holdings of Connecticut, LLC     | Ownership  | 60.600                                     | UnitedHealth Group Incorporated            | NO                                   | 2  |
|            |            |                   |            |              |     |  | Summit Cardiovascular Group, LLC                                    | DE                    | NIA                               | OptumCare Specialty Practices Investments, LLC | Ownership  | 100.000                                    | UnitedHealth Group Incorporated            | NO                                   |    |
|            |            | 00000             | 88-4233584 |              |     |  | Sundance Behavioral Resources, LLC                                  | UT                    | NIA                               | Refresh Mental Health, Inc.                    | Ownership  | 100.000                                    | UnitedHealth Group Incorporated            | NO                                   |    |
|            |            | 00000             | 87-0625250 |              |     |  | SunSurgery, LLC   | DE                    | NIA                               | Surgical Care Affiliates, LLC                  | Ownership  | 100.000                                    | UnitedHealth Group Incorporated            | NO                                   |    |
|            |            | 00000             | 66-1082848 |              |     |  | Surgery Center at Cherry Creek, LLC                                 | CO                    | NIA                               | SCA-Denver Physicians Holdings, LLC            | Ownership  | 100.000                                    | UnitedHealth Group Incorporated            | NO                                   |    |
|            |            | 00000             | 82-5164277 |              |     |  | Surgery Center at Grove Creek, LLC                                  | UT                    | NIA                               | SCA Grove Creek Holdings, LLC                  | Ownership  | 51.000                                     | UnitedHealth Group Incorporated            | NO                                   |    |
|            |            | 00000             | 85-4085559 |              |     |  | Surgery Center at Kissing Camels, LLC                               | CO                    | NIA                               | SCA-Kissing Camels Holdings, LLC               | Ownership  | 72.722                                     | UnitedHealth Group Incorporated            | NO                                   |    |
|            |            | 00000             | 85-4070407 |              |     |  | Surgery Center at South Ogden, LLC                                  | UT                    | NIA                               | SCA South Ogden Holdings, LLC                  | Ownership  | 55.000                                     | UnitedHealth Group Incorporated            | NO                                   |    |
|            |            | 00000             | 81-3129674 |              |     |  | Surgery Center at St. Vincent, LLC                                  | OR                    | NIA                               | Providence & SCA On-Campus Holdings, LLC       | Ownership  | 57.700                                     | UnitedHealth Group Incorporated            | NO                                   | 2  |
|            |            | 00000             | 62-1739361 |              |     |  | Surgery Center Holding, LLC   | DE                    | NIA                               | Surgical Care Affiliates, LLC                  | Ownership  | 100.000                                    | UnitedHealth Group Incorporated            | NO                                   |    |
|            |            | 00000             | 62-1509341 |              |     |  | Surgery Center of Boca Raton, Inc.                                  | FL                    | NIA                               | Surgical Health, LLC                           | Ownership  | 100.000                                    | UnitedHealth Group Incorporated            | NO                                   |    |
|            |            | 00000             | 63-1214140 |              |     |  | Surgery Center of Colorado Springs, LLC                             | DE                    | NIA                               | SC Affiliates, LLC                             | Ownership  | 100.000                                    | UnitedHealth Group Incorporated            | NO                                   |    |
|            |            | 00000             | 42-1166764 |              |     |  | Surgery Center of Des Moines, LLC                                   | DE                    | NIA                               | Surgery Center Holding, LLC                    | Ownership  | 100.000                                    | UnitedHealth Group Incorporated            | NO                                   |    |
|            |            | 00000             | 72-1349752 |              |     |  | Surgery Center of Easton, LLC                                       | DE                    | NIA                               | SC Affiliates, LLC                             | Ownership  | 100.000                                    | UnitedHealth Group Incorporated            | NO                                   |    |
|            |            | 00000             | 63-1212213 |              |     |  | Surgery Center of Elliptic City, Inc.                               | DE                    | NIA                               | SC Affiliates, LLC                             | Ownership  | 100.000                                    | UnitedHealth Group Incorporated            | NO                                   |    |
|            |            | 00000             | 20-1733152 |              |     |  | Surgery Center of Fairfield County, LLC                             | DE                    | NIA                               | SunSurgery, LLC                                | Ownership  | 6.644                                      | UnitedHealth Group Incorporated            | NO                                   | 2  |
|            |            | 00000             | 20-1733152 |              |     |  | Surgery Center of Fairfield County, LLC                             | DE                    | NIA                               | SCA-Connecticut Partners, LLC                  | Ownership  | 51.000                                     | UnitedHealth Group Incorporated            | NO                                   | 2  |
|            |            | 00000             | 62-1179539 |              |     |  | Surgery Center of Lexington, LLC                                    | DE                    | NIA                               | SC Affiliates, LLC                             | Ownership  | 49.000                                     | UnitedHealth Group Incorporated            | NO                                   | 2  |
|            |            | 00000             | 62-1179537 |              |     |  | Surgery Center of Louisville, LLC                                   | DE                    | NIA                               | SC Affiliates, LLC                             | Ownership  | 100.000                                    | UnitedHealth Group Incorporated            | NO                                   |    |
|            |            | 00000             | 63-1231944 |              |     |  | Surgery Center of Maui, LLC   | DE                    | NIA                               | SC Affiliates, LLC                             | Ownership  | 100.000                                    | UnitedHealth Group Incorporated            | NO                                   |    |
|            |            | 00000             | 83-2600045 |              |     |  | Surgery Center of Mt. Scott, LLC                                    | OR                    | NIA                               | Providence & SCA Off-Campus Holdings, LLC      | Ownership  | 51.000                                     | UnitedHealth Group Incorporated            | NO                                   | 2  |
|            |            | 00000             | 63-1194204 |              |     |  | Surgery Center of Muskogee, LLC                                     | DE                    | NIA                               | SC Affiliates, LLC                             | Ownership  | 100.000                                    | UnitedHealth Group Incorporated            | NO                                   |    |
|            |            | 00000             | 63-1212214 |              |     |  | Surgery Center of Southern Pines, LLC                               | DE                    | NIA                               | Surgery Center Holding, LLC                    | Ownership  | 100.000                                    | UnitedHealth Group Incorporated            | NO                                   |    |
|            |            | 00000             | 82-3448050 |              |     |  | Surgery Center of The Woodlands, LLC                                | TX                    | NIA                               | SCA-Woodlands Holdings, LLC                    | Ownership  | 54.790                                     | UnitedHealth Group Incorporated            | NO                                   |    |
|            |            |                   |            |              |     |  | Surgery Centers of Des Moines, Ltd., an Iowa Limited Partnership    | IA                    | NIA                               | Surgery Center of Des Moines, LLC              | Ownership  | 59.960                                     | UnitedHealth Group Incorporated            | NO                                   |    |

STATEMENT AS OF MARCH 31, 2023 OF THE UnitedHealthcare Plan of the River Valley, Inc.

**SCHEDULE Y**  
**PART 1A - DETAIL OF INSURANCE HOLDING COMPANY SYSTEM**

| 1          | 2          | 3                 | 4          | 5            | 6   | 7  | 8   | 9                     | 10                                | 11   | 12   | 13   | 14   | 15                                   | 16 |
|------------|------------|-------------------|------------|--------------|-----|--|---|-----------------------|-----------------------------------|--|--|--|--|--------------------------------------|----|
| Group Code | Group Name | NAIC Company Code | ID Number  | Federal RSSD | CIK | Name of Securities Exchange if Publicly Traded (U.S. or International) | Names of Parent, Subsidiaries Or Affiliates                     | Domi-ciliary Location | Relation-ship to Reporting Entity | Directly Controlled by (Name of Entity/Person) | Type of Control (Ownership, Board, Management, Attorney-in-Fact, Influence, Other) | If Control is Ownership Provide Percentage | Ultimate Controlling Entity(ies)/Person(s) | Is an SCA Filing Re-quired? (Yes/No) | *  |
|            |            | 00000             | 68-0282268 |              |     |  | Surgery Centers-West Holdings, LLC                              | DE                    | NIA                               | Surgical Care Affiliates, LLC                  | Ownership  | 100.000                                    | UnitedHealth Group Incorporated            | NO                                   |    |
|            |            | 00000             | 20-8922307 |              |     |  | Surgical Care Affiliates, LLC                                   | DE                    | NIA                               | SCAI Holdings, LLC                             | Ownership  | 100.000                                    | UnitedHealth Group Incorporated            | NO                                   |    |
|            |            | 00000             | 46-2971080 |              |     |  | Surgical Care Partners of Melbourne, LLC                        | DE                    | NIA                               | SHC Melbourne, Inc.                            | Ownership  | 76.164                                     | UnitedHealth Group Incorporated            | NO                                   |    |
|            |            | 00000             | 75-1925497 |              |     |  | Surgical Caregivers of Fort Worth, LLC                          | TX                    | NIA                               | Surgical Care Affiliates, LLC                  | Influence  | 0.000                                      | UnitedHealth Group Incorporated            | NO                                   |    |
|            |            | 00000             | 63-1251243 |              |     |  | Surgical Center of Greensboro, LLC                              | NC                    | NIA                               | NSC Greensboro, LLC                            | Ownership  | 35.716                                     | UnitedHealth Group Incorporated            | NO                                   | 2  |
|            |            | 00000             | 22-2709324 |              |     |  | Surgical Center of South Jersey, Limited Partnership            | NJ                    | NIA                               | SCA-South Jersey, LLC                          | Ownership  | 69.017                                     | UnitedHealth Group Incorporated            | NO                                   | 2  |
|            |            | 00000             | 22-2709324 |              |     |  | Surgical Center of South Jersey, Limited Partnership            | NJ                    | NIA                               | SC Affiliates, LLC                             | Ownership  | 4.502                                      | UnitedHealth Group Incorporated            | NO                                   | 2  |
|            |            | 00000             | 63-1138507 |              |     |  | Surgical Center of Tuscaloosa Holdings, LLC                     | AL                    | NIA                               | Surgical Care Affiliates, LLC                  | Ownership  | 100.000                                    | UnitedHealth Group Incorporated            | NO                                   |    |
|            |            | 00000             | 88-2585662 |              |     |  | Surgical Center of TVH, LLC                                     | ID                    | NIA                               | Treasure Valley Hospital Limited Partnership   | Ownership  | 100.000                                    | UnitedHealth Group Incorporated            | NO                                   |    |
|            |            | 00000             | 65-1321064 |              |     |  | Surgical Eye Experts, LLC                                       | MA                    | NIA                               | Reliant Medical Group, Inc.                    | Ownership  | 100.000                                    | UnitedHealth Group Incorporated            | NO                                   | 1  |
|            |            | 00000             | 58-1941168 |              |     |  | Surgical Health, LLC  | DE                    | NIA                               | Surgical Care Affiliates, LLC                  | Ownership  | 100.000                                    | UnitedHealth Group Incorporated            | NO                                   |    |
|            |            | 00000             | 27-0168681 |              |     |  | Surgical Hospital Holdings of Oklahoma, LLC                     | DE                    | NIA                               | SCA Surgery Holdings, LLC                      | Ownership  | 100.000                                    | UnitedHealth Group Incorporated            | NO                                   |    |
|            |            | 00000             | 84-4983977 |              |     |  | Surgical Management Solutions, LLC                              | DE                    | NIA                               | SC Affiliates, LLC                             | Ownership  | 100.000                                    | UnitedHealth Group Incorporated            | NO                                   |    |
|            |            | 00000             | 22-2529259 |              |     |  | Surgicare of Central Jersey, LLC                                | NJ                    | NIA                               | Virtua-SCA Holdings, LLC                       | Ownership  | 55.000                                     | UnitedHealth Group Incorporated            | NO                                   | 2  |
|            |            | 00000             | 64-0629000 |              |     |  | Surgicare of Jackson, LLC                                       | DE                    | NIA                               | Surgery Center Holding, LLC                    | Ownership  | 100.000                                    | UnitedHealth Group Incorporated            | NO                                   |    |
|            |            | 00000             | 75-2162993 |              |     |  | Surgicare of Jackson, Ltd., a Mississippi Limited Partnership   | MS                    | NIA                               | Surgicare of Jackson, LLC                      | Ownership  | 45.500                                     | UnitedHealth Group Incorporated            | NO                                   | 2  |
|            |            | 00000             | 75-2287141 |              |     |  | Surgicare of Joliet, Inc.                                       | IL                    | NIA                               | Surgery Center Holding, LLC                    | Ownership  | 100.000                                    | UnitedHealth Group Incorporated            | NO                                   |    |
|            |            | 00000             | 75-2501191 |              |     |  | Surgicare of La Veta, Inc.                                      | CA                    | NIA                               | Surgery Centers-West Holdings, LLC             | Ownership  | 100.000                                    | UnitedHealth Group Incorporated            | NO                                   |    |
|            |            | 00000             | 75-2507129 |              |     |  | Surgicare of La Veta, Ltd., a California Limited Partnership    | CA                    | NIA                               | Beach Surgical Holdings III, LLC               | Ownership  | 30.666                                     | UnitedHealth Group Incorporated            | NO                                   | 2  |
|            |            | 00000             | 41-1437636 |              |     |  | Surgicare of Minneapolis, LLC                                   | DE                    | NIA                               | Surgery Center Holding, LLC                    | Ownership  | 100.000                                    | UnitedHealth Group Incorporated            | NO                                   |    |
|            |            | 00000             | 41-1624905 |              |     |  | Surgicare of Minneapolis, Ltd., a Minnesota Limited Partnership | MN                    | NIA                               | Surgicare of Minneapolis, LLC                  | Ownership  | 20.654                                     | UnitedHealth Group Incorporated            | NO                                   | 2  |
|            |            | 00000             | 75-2459713 |              |     |  | Surgicare of Mobile, LLC  | DE                    | NIA                               | Surgery Center Holding, LLC                    | Ownership  | 100.000                                    | UnitedHealth Group Incorporated            | NO                                   |    |
|            |            | 00000             | 75-2459715 |              |     |  | Surgicare of Mobile, Ltd.                                       | AL                    | NIA                               | Surgicare of Mobile, LLC                       | Ownership  | 20.000                                     | UnitedHealth Group Incorporated            | NO                                   | 2  |
|            |            | 00000             | 75-2448926 |              |     |  | Surgicare of Oceanside, Inc.                                    | CA                    | NIA                               | Surgery Center Holding, LLC                    | Ownership  | 100.000                                    | UnitedHealth Group Incorporated            | NO                                   |    |
|            |            | 00000             | 75-2184730 |              |     |  | Surgicare of Owensboro, LLC                                     | DE                    | NIA                               | Surgery Center Holding, LLC                    | Ownership  | 100.000                                    | UnitedHealth Group Incorporated            | NO                                   |    |
|            |            | 00000             | 75-2200171 |              |     |  | Surgicare of Salem, LLC   | DE                    | NIA                               | Surgery Center Holding, LLC                    | Ownership  | 100.000                                    | UnitedHealth Group Incorporated            | NO                                   |    |
|            |            | 00000             | 35-1975122 |              |     |  | Surgicare, LLC  | IN                    | NIA                               | SCA-Surgicare, LLC                             | Ownership  | 53.684                                     | UnitedHealth Group Incorporated            | NO                                   |    |
|            |            | 00000             | 95-3329855 |              |     |  | Surgicenters of Southern California, Inc.                       | CA                    | NIA                               | Surgery Center Holding, LLC                    | Ownership  | 100.000                                    | UnitedHealth Group Incorporated            | NO                                   |    |
|            |            | 00000             | 86-1047772 |              |     |  | Surprise Health Center, PLLC                                    | AZ                    | NIA                               | Physician United PLLC                          | Ownership  | 100.000                                    | UnitedHealth Group Incorporated            | NO                                   | 1  |
|            |            | 00000             | 20-5176158 |              |     |  | Susan Albright P.L.C.   | AZ                    | NIA                               | Physician United PLLC                          | Ownership  | 100.000                                    | UnitedHealth Group Incorporated            | NO                                   | 1  |
|            |            | 00000             | 85-0571986 |              |     |  | SVHS-SCA Florida JV, LLC  | DE                    | NIA                               | SCA-Sacred Heart Holdings, LLC                 | Ownership  | 49.000                                     | UnitedHealth Group Incorporated            | NO                                   | 2  |
|            |            | 00000             | 93-1172065 |              |     |  | Talbert Medical Group, P.C.                                     | CA                    | NIA                               | HealthCare Partners Affiliates Medical Group   | Ownership  | 100.000                                    | UnitedHealth Group Incorporated            | NO                                   | 1  |
|            |            | 00000             | 82-1019055 |              |     |  | TeamUP Insurance Services, Inc.                                 | CA                    | NIA                               | HealthMarkets Insurance Agency, Inc.           | Ownership  | 100.000                                    | UnitedHealth Group Incorporated            | NO                                   |    |
|            |            | 00000             |            |              |     |  | Tecnología de Información en Salud S.A.                         | CHL                   | NIA                               | Clínica Santa María S.p.A.                     | Ownership  | 50.000                                     | UnitedHealth Group Incorporated            | NO                                   |    |
|            |            | 00000             |            |              |     |  | Tecnología de Información en Salud S.A.                         | CHL                   | NIA                               | Clínica Dávila y Servicios Médicos S.p.A.      | Ownership  | 50.000                                     | UnitedHealth Group Incorporated            | NO                                   |    |
|            |            | 00000             | 38-3897811 |              |     |  | Texas Health Craig Ranch Surgery Center, LLC                    | TX                    | NIA                               | Surgical Care Affiliates, LLC                  | Influence  | 0.000                                      | UnitedHealth Group Incorporated            | NO                                   |    |
|            |            | 00000             | 80-0866449 |              |     |  | Texas Health Flower Mound Orthopedic Surgery Center, LLC        | TX                    | NIA                               | Surgical Care Affiliates, LLC                  | Influence  | 0.000                                      | UnitedHealth Group Incorporated            | NO                                   |    |
|            |            | 00000             | 81-4977249 |              |     |  | Texas Health Orthopedic Surgery Center Alliance, LLC            | TX                    | NIA                               | Surgical Care Affiliates, LLC                  | Influence  | 0.000                                      | UnitedHealth Group Incorporated            | NO                                   |    |
|            |            | 00000             | 82-2296081 |              |     |  | Texas Health Surgery Center Alliance, LLC                       | TX                    | NIA                               | Surgical Care Affiliates, LLC                  | Influence  | 0.000                                      | UnitedHealth Group Incorporated            | NO                                   |    |
|            |            | 00000             | 82-1307876 |              |     |  | Texas Health Surgery Center Bedford, LLC                        | TX                    | NIA                               | Surgical Care Affiliates, LLC                  | Influence  | 0.000                                      | UnitedHealth Group Incorporated            | NO                                   |    |

STATEMENT AS OF MARCH 31, 2023 OF THE UnitedHealthcare Plan of the River Valley, Inc.

**SCHEDULE Y**  
**PART 1A - DETAIL OF INSURANCE HOLDING COMPANY SYSTEM**

| 1          | 2                               | 3                 | 4          | 5            | 6   | 7  | 8   | 9                     | 10                                | 11   | 12   | 13   | 14   | 15                                   | 16 |
|------------|---------------------------------|-------------------|------------|--------------|-----|--|---|-----------------------|-----------------------------------|--|--|--|--|--------------------------------------|----|
| Group Code | Group Name                      | NAIC Company Code | ID Number  | Federal RSSD | CIK | Name of Securities Exchange if Publicly Traded (U.S. or International) | Names of Parent, Subsidiaries Or Affiliates                               | Domi-ciliary Location | Relation-ship to Reporting Entity | Directly Controlled by (Name of Entity/Person) | Type of Control (Ownership, Board, Management, Attorney-in-Fact, Influence, Other) | If Control is Ownership Provide Percentage | Ultimate Controlling Entity(ies)/Person(s) | Is an SCA Filing Re-quired? (Yes/No) | *  |
|            |                                 | 00000             | 85-1225852 |              |     |  | Texas Health Surgery Center Chisholm Trail, LLC                           | TX                    | NIA                               | Surgical Care Affiliates, LLC                  | Influence  | 0.000                                      | UnitedHealth Group Incorporated            | NO                                   |    |
|            |                                 | 00000             | 83-1085415 |              |     |  | Texas Health Surgery Center Irving, LLC                                   | TX                    | NIA                               | Surgical Care Affiliates, LLC                  | Influence  | 0.000                                      | UnitedHealth Group Incorporated            | NO                                   |    |
|            |                                 | 00000             | 83-0781259 |              |     |  | Texas Health Surgery Center Las Colinas, LLC                              | TX                    | NIA                               | Surgical Care Affiliates, LLC                  | Influence  | 0.000                                      | UnitedHealth Group Incorporated            | NO                                   |    |
|            |                                 | 00000             | 20-3991622 |              |     |  | Texas Health Surgery Center Preston Plaza, LLC                            | TX                    | NIA                               | Surgical Care Affiliates, LLC                  | Influence  | 0.000                                      | UnitedHealth Group Incorporated            | NO                                   |    |
|            |                                 | 00000             | 47-4425996 |              |     |  | Texas Health Surgery Center Rockwall, LLC                                 | TX                    | NIA                               | Surgical Care Affiliates, LLC                  | Influence  | 0.000                                      | UnitedHealth Group Incorporated            | NO                                   |    |
|            |                                 | 00000             | 88-4370079 |              |     |  | Texas Health Surgery Center Royse City, LLC                               | TX                    | NIA                               | Surgical Care Affiliates, LLC                  | Influence  | 0.000                                      | UnitedHealth Group Incorporated            | NO                                   |    |
|            |                                 | 00000             | 84-3814490 |              |     |  | Texas Health Surgery Center Southwest Fort Worth, LLC                     | TX                    | NIA                               | Surgical Care Affiliates, LLC                  | Influence  | 0.000                                      | UnitedHealth Group Incorporated            | NO                                   |    |
|            |                                 | 00000             | 83-1464243 |              |     |  | Texas Health Surgery Center Waxahachie, LLC                               | TX                    | NIA                               | Surgical Care Affiliates, LLC                  | Influence  | 0.000                                      | UnitedHealth Group Incorporated            | NO                                   |    |
|            |                                 | 00000             | 84-1953918 |              |     |  | Texas Health Surgery Center Willow Park, LLC                              | TX                    | NIA                               | Surgical Care Affiliates, LLC                  | Influence  | 0.000                                      | UnitedHealth Group Incorporated            | NO                                   |    |
|            |                                 | 00000             | 52-1468699 |              |     |  | The Advisory Board Company  | DE                    | NIA                               | OptumInsight, Inc.                             | Ownership  | 100.000                                    | UnitedHealth Group Incorporated            | NO                                   |    |
|            |                                 | 00000             | 31-1426870 |              |     |  | The Center for Cognitive and Behavioral Therapy of Greater Columbus, Inc. | OH                    | NIA                               | Refresh Mental Health, Inc.                    | Ownership  | 100.000                                    | UnitedHealth Group Incorporated            | NO                                   |    |
|            |                                 | 00000             | 02-0487579 |              |     |  | The Center for Eating Disorders Management, Inc.                          | NH                    | NIA                               | Refresh Management, LLC                        | Ownership  | 100.000                                    | UnitedHealth Group Incorporated            | NO                                   |    |
| 0707       | UnitedHealth Group Incorporated | 61832             | 52-0676509 |              |     |  | The Chesapeake Life Insurance Company                                     | OK                    | IA                                | HealthMarkets Group, Inc.                      | Ownership  | 100.000                                    | UnitedHealth Group Incorporated            | NO                                   |    |
|            |                                 | 00000             | 91-0214500 |              |     |  | The Everett Clinic, PLLC  | WA                    | NIA                               | Everett Physicians, Inc. P.S.                  | Ownership  | 100.000                                    | UnitedHealth Group Incorporated            | NO                                   | 1  |
|            |                                 | 00000             | 20-5562797 |              |     |  | The Eye Surgery Center of the Carolinas, L.P.                             | NC                    | NIA                               | Surgery Center of Southern Pines, LLC          | Ownership  | 20.000                                     | UnitedHealth Group Incorporated            | NO                                   | 2  |
|            |                                 | 00000             | 56-1970224 |              |     |  | The Lewin Group, Inc.   | NC                    | NIA                               | Optum Public Sector Solutions, Inc.            | Ownership  | 100.000                                    | UnitedHealth Group Incorporated            | NO                                   |    |
|            |                                 | 00000             | 61-1409045 |              |     |  | The Outpatient Surgery Center of Hilton Head, LLC                         | SC                    | NIA                               | SCA-Hilton Head, LLC                           | Ownership  | 20.000                                     | UnitedHealth Group Incorporated            | NO                                   | 2  |
|            |                                 | 00000             | 83-1192367 |              |     |  | The Polyclinic MSO, LLC   | DE                    | NIA                               | Collaborative Care Holdings, LLC               | Ownership  | 80.100                                     | UnitedHealth Group Incorporated            | NO                                   |    |
|            |                                 | 00000             | 91-0369070 |              |     |  | The Polyclinic, PLLC  | WA                    | NIA                               | Polyclinic Holdings, P.C.                      | Ownership  | 100.000                                    | UnitedHealth Group Incorporated            | NO                                   | 1  |
|            |                                 | 00000             | 20-8357849 |              |     |  | The Potter's House Family & Children Treatment Center, LLC                | GA                    | NIA                               | Physician(s) Owned                             | Influence  | 0.000                                      | UnitedHealth Group Incorporated            | NO                                   | 1  |
|            |                                 | 00000             | 72-1349755 |              |     |  | The Surgery Center of Easton, L.P.  | TN                    | NIA                               | Surgery Center of Easton, LLC                  | Ownership  | 49.000                                     | UnitedHealth Group Incorporated            | NO                                   | 2  |
|            |                                 | 00000             | 06-1552689 |              |     |  | The Surgical Center of Connecticut, LLC                                   | CT                    | NIA                               | SCA-Main Street, LLC                           | Ownership  | 74.561                                     | UnitedHealth Group Incorporated            | NO                                   | 2  |
|            |                                 | 00000             | 37-1446353 |              |     |  | The Surgical Center of the Treasure Coast, L.L.C.                         | FL                    | NIA                               | SCA-St. Lucie, LLC                             | Ownership  | 51.000                                     | UnitedHealth Group Incorporated            | NO                                   |    |
|            |                                 | 00000             | 46-5461304 |              |     |  | The Tabor Therapy Group, Inc.   | IL                    | NIA                               | Physician(s) Owned                             | Influence  | 0.000                                      | UnitedHealth Group Incorporated            | NO                                   | 1  |
|            |                                 | 00000             | 26-1579919 |              |     |  | Thomas Johnson Surgery Center, LLC  | MD                    | NIA                               | SCA-Frederick, LLC                             | Ownership  | 60.000                                     | UnitedHealth Group Incorporated            | NO                                   |    |
|            |                                 | 00000             | 25-1825549 |              |     |  | Three Rivers Holdings, Inc.   | DE                    | NIA                               | AmeriChoice Corporation                        | Ownership  | 100.000                                    | UnitedHealth Group Incorporated            | NO                                   |    |
|            |                                 | 00000             | 63-1194203 |              |     |  | Three Rivers Surgical Care, L.P.  | TN                    | NIA                               | Surgery Center of Muskogee, LLC                | Ownership  | 14.904                                     | UnitedHealth Group Incorporated            | NO                                   |    |
|            |                                 | 00000             | 63-1194203 |              |     |  | Three Rivers Surgical Care, L.P.  | TN                    | NIA                               | Muskogee Surgical Investors, LLC               | Ownership  | 85.096                                     | UnitedHealth Group Incorporated            | NO                                   |    |
|            |                                 | 00000             | 59-3143128 |              |     |  | Tmesys, LLC   | FL                    | NIA                               | PMSI Holdings, LLC                             | Ownership  | 100.000                                    | UnitedHealth Group Incorporated            | NO                                   |    |
|            |                                 | 00000             | 98-1287904 |              |     |  | Topimagem Diagnostico por Imagem Ltda.                                    | BRA                   | NIA                               | Esho - Empresa de Serviços Hospitalares S.A.   | Ownership  | 100.000                                    | UnitedHealth Group Incorporated            | NO                                   |    |
|            |                                 | 00000             | 83-1528858 |              |     |  | Trails Edge Surgery Center, LLC   | FL                    | NIA                               | SCA-Bonita Springs, LLC                        | Ownership  | 51.000                                     | UnitedHealth Group Incorporated            | NO                                   |    |
|            |                                 | 00000             | 83-1528858 |              |     |  | Trails Edge Surgery Center, LLC   | FL                    | NIA                               | SC Affiliates, LLC                             | Ownership  | 8.670                                      | UnitedHealth Group Incorporated            | NO                                   |    |
|            |                                 | 00000             | 84-2324145 |              |     |  | Transformer DE I, LLC   | DE                    | NIA                               | Collaborative Care Holdings, LLC               | Ownership  | 100.000                                    | UnitedHealth Group Incorporated            | NO                                   |    |
|            |                                 | 00000             | 84-2323758 |              |     |  | Transformer DE II, LLC  | DE                    | NIA                               | Collaborative Care Holdings, LLC               | Ownership  | 100.000                                    | UnitedHealth Group Incorporated            | NO                                   |    |
|            |                                 | 00000             | 87-4490776 |              |     |  | Transformer TX Holdings, LLC  | TX                    | NIA                               | Transformer DE II, LLC                         | Ownership  | 22.424                                     | UnitedHealth Group Incorporated            | NO                                   |    |
|            |                                 | 00000             | 87-4490776 |              |     |  | Transformer TX Holdings, LLC  | TX                    | NIA                               | Collaborative Care Holdings, LLC               | Ownership  | 55.152                                     | UnitedHealth Group Incorporated            | NO                                   |    |
|            |                                 | 00000             | 87-4490776 |              |     |  | Transformer TX Holdings, LLC  | TX                    | NIA                               | Transformer DE I, LLC                          | Ownership  | 22.424                                     | UnitedHealth Group Incorporated            | NO                                   |    |
|            |                                 | 00000             | 52-1431155 |              |     |  | Travel Express Incorporated   | MD                    | NIA                               | FrontierMEDEX, Inc.                            | Ownership  | 100.000                                    | UnitedHealth Group Incorporated            | NO                                   |    |

STATEMENT AS OF MARCH 31, 2023 OF THE UnitedHealthcare Plan of the River Valley, Inc.

**SCHEDULE Y**  
**PART 1A - DETAIL OF INSURANCE HOLDING COMPANY SYSTEM**

| 1          | 2                               | 3                 | 4          | 5            | 6          | 7  | 8   | 9                     | 10                                | 11   | 12   | 13   | 14   | 15                                   | 16 |
|------------|---------------------------------|-------------------|------------|--------------|------------|--|---|-----------------------|-----------------------------------|--|--|--|--|--------------------------------------|----|
| Group Code | Group Name                      | NAIC Company Code | ID Number  | Federal RSSD | CIK        | Name of Securities Exchange if Publicly Traded (U.S. or International) | Names of Parent, Subsidiaries Or Affiliates   | Domi-ciliary Location | Relation-ship to Reporting Entity | Directly Controlled by (Name of Entity/Person)                                   | Type of Control (Ownership, Board, Management, Attorney-in-Fact, Influence, Other) | If Control is Ownership Provide Percentage | Ultimate Controlling Entity(ies)/Person(s) | Is an SCA Filing Re-quired? (Yes/No) | *  |
|            |                                 | 00000             | 46-2613170 |              |            |  | Treasure Valley Emerald Properties, LLC<br>Treasure Valley Hospital Limited Partnership                 | DE                    | NIA                               | Treasure Valley Hospital Limited Partnership                                     | Ownership  | 100.000                                    | UnitedHealth Group Incorporated            | NO                                   | 2  |
|            |                                 | 00000             | 33-0592165 |              |            |  |   | ID                    | NIA                               | Surgical Health, LLC   | Ownership  | 37.295                                     | UnitedHealth Group Incorporated            | NO                                   | 2  |
|            |                                 | 00000             | 20-2386707 |              |            |  | Tri-County Surgery Center, LLC  | PA                    | NIA                               | Virtua-SCA Holdings II, LLC  | Ownership  | 55.000                                     | UnitedHealth Group Incorporated            | NO                                   | 2  |
|            |                                 | 00000             | 26-2552129 |              |            |  | Triangle Counseling Agency, Inc.  | NC                    | NIA                               | Physician(s) Owned   | Influence  | 0.000                                      | UnitedHealth Group Incorporated            | NO                                   | 1  |
|            |                                 | 00000             | 81-3354819 |              |            |  | TTCP-SR Holdings, Inc.  | DE                    | NIA                               | Change Healthcare Solutions, LLC<br>Surgical Center of Tuscaloosa Holdings, LLC  | Ownership  | 100.000                                    | UnitedHealth Group Incorporated            | NO                                   |    |
|            |                                 | 00000             | 63-0974161 |              |            |  | Tuscaloosa Surgical Center, L.P.  | AL                    | NIA                               |  | Ownership  | 20.000                                     | UnitedHealth Group Incorporated            | NO                                   | 2  |
|            |                                 | 00000             | 94-3077084 |              |            |  | U.S. Behavioral Health Plan, California   | CA                    | IA                                | United Behavioral Health   | Ownership  | 100.000                                    | UnitedHealth Group Incorporated            | NO                                   |    |
|            |                                 | 00000             | 92-1499968 |              |            |  | UCHealth HRH-SCA Holdings, LLC  | DE                    | NIA                               | SC Affiliates, LLC   | Ownership  | 100.000                                    | UnitedHealth Group Incorporated            | NO                                   |    |
|            |                                 | 00000             | 26-1232189 |              |            |  | UCSD Ambulatory Surgery Center, LLC   | DE                    | NIA                               | UCSD-SCA Holdings II, LLC  | Ownership  | 52.545                                     | UnitedHealth Group Incorporated            | NO                                   | 2  |
|            |                                 | 00000             | 82-2326631 |              |            |  | UCSD Center for Surgery of Encinitas, L.P.  | CA                    | NIA                               | UCSD-SCA Holdings I, LLC   | Ownership  | 60.382                                     | UnitedHealth Group Incorporated            | NO                                   | 2  |
|            |                                 | 00000             | 82-2218664 |              |            |  | UCSD Surgical Center of San Diego, LLC  | CA                    | NIA                               | UCSD-SCA Holdings I, LLC   | Ownership  | 51.004                                     | UnitedHealth Group Incorporated            | NO                                   | 2  |
|            |                                 | 00000             | 81-3287291 |              |            |  | UCSD-SCA Holdings I, LLC  | DE                    | NIA                               | SCA-Encinitas, Inc.  | Ownership  | 49.000                                     | UnitedHealth Group Incorporated            | NO                                   | 2  |
|            |                                 | 00000             | 81-3144140 |              |            |  | UCSD-SCA Holdings II, LLC   | DE                    | NIA                               | SCA-San Diego, Inc.  | Ownership  | 49.000                                     | UnitedHealth Group Incorporated            | NO                                   | 2  |
|            |                                 | 00000             | 98-1388279 |              |            |  | UHC Finance (Ireland) Limited   | IRL                   | NIA                               | UnitedHealth Group International Finance (Ireland) Unlimited Company             | Ownership  | 100.000                                    | UnitedHealth Group Incorporated            | NO                                   |    |
|            |                                 | 00000             | 41-1913059 |              |            |  | UHC International Services, Inc.  | DE                    | NIA                               | UnitedHealth Group Incorporated  | Ownership  | 100.000                                    | UnitedHealth Group Incorporated            | NO                                   |    |
|            |                                 | 00000             | 95-2931460 |              |            |  | UHC of California   | CA                    | IA                                | United HealthCare Services, Inc.<br>UnitedHealthcare Global Medical (UK) Limited | Ownership  | 100.000                                    | UnitedHealth Group Incorporated            | NO                                   |    |
|            |                                 | 00000             | 98-1103713 |              |            |  | UHCG - FZE  | ARE                   | NIA                               |  | Ownership  | 100.000                                    | UnitedHealth Group Incorporated            | NO                                   |    |
|            |                                 | 00000             | 98-1372063 |              |            |  | UHCG Holdings (Ireland) Limited   | IRL                   | NIA                               | United HealthCare Services, Inc.   | Ownership  | 100.000                                    | UnitedHealth Group Incorporated            | NO                                   |    |
|            |                                 | 00000             | 98-1372064 |              |            |  | UHCG Services (Ireland) Limited   | IRL                   | NIA                               | UHCG Holdings (Ireland) Limited  | Ownership  | 100.000                                    | UnitedHealth Group Incorporated            | NO                                   |    |
|            |                                 | 00000             | 98-0559902 |              |            |  | UHG Holdings UK IV Limited  | GBR                   | NIA                               | Bordeaux UK Holdings I Limited   | Ownership  | 99.993                                     | UnitedHealth Group Incorporated            | NO                                   |    |
|            |                                 | 00000             | 98-0559902 |              |            |  | UHG Holdings UK IV Limited  | GBR                   | NIA                               | Bordeaux (Barbados) Holdings I, SRL  | Ownership  | 0.007                                      | UnitedHealth Group Incorporated            | NO                                   |    |
|            |                                 | 00000             | 98-1249178 |              |            |  | UHG Holdings UK V Limited   | GBR                   | NIA                               | UHG Holdings UK IV Limited   | Ownership  | 100.000                                    | UnitedHealth Group Incorporated            | NO                                   |    |
|            |                                 | 00000             | 98-1390073 |              |            |  | UHG Holdings UK VI Limited  | GBR                   | NIA                               | UnitedHealthcare Europe S.á r.l.   | Ownership  | 100.000                                    | UnitedHealth Group Incorporated            | NO                                   |    |
|            |                                 | 00000             | 41-1921008 |              |            |  | UHC Holdings, Inc.  | DE                    | NIA                               | United HealthCare Services, Inc.   | Ownership  | 100.000                                    | UnitedHealth Group Incorporated            | NO                                   |    |
|            |                                 | 00000             | 39-1995276 |              |            |  | UMR, Inc.   | DE                    | NIA                               | United HealthCare Services, Inc.   | Ownership  | 100.000                                    | UnitedHealth Group Incorporated            | NO                                   |    |
|            |                                 | 00000             | 98-1444648 |              |            |  | Unidad Médica Diagnóstico S.A.  | COL                   | NIA                               | Colmedica Medicina Prepagada S.A.  | Ownership  | 92.380                                     | UnitedHealth Group Incorporated            | NO                                   |    |
|            |                                 | 00000             | 98-1444648 |              |            |  | Unidad Médica Diagnóstico S.A.  | COL                   | NIA                               | Banmedica Internacional SpA  | Ownership  | 7.620                                      | UnitedHealth Group Incorporated            | NO                                   |    |
| .0707      | UnitedHealth Group Incorporated | 91529             | 52-1996029 |              |            |  | Unimerica Insurance Company<br>Unimerica Life Insurance Company of New York                             | WI                    | IA                                | OptumHealth Holdings, LLC  | Ownership  | 100.000                                    | UnitedHealth Group Incorporated            | NO                                   |    |
| .0707      | UnitedHealth Group Incorporated | 11596             | 01-0637149 |              |            |  |   | NY                    | IA                                | UnitedHealthcare Insurance Company   | Ownership  | 100.000                                    | UnitedHealth Group Incorporated            | NO                                   |    |
|            |                                 | 00000             | 20-5917714 |              |            |  | Unison Health Plan of Delaware, Inc.  | DE                    | NIA                               | Three Rivers Holdings, Inc.  | Ownership  | 100.000                                    | UnitedHealth Group Incorporated            | NO                                   |    |
|            |                                 | 00000             | 94-2649097 |              |            |  | United Behavioral Health<br>United Behavioral Health of New York, I.P.A., Inc.                          | CA                    | NIA                               | OptumHealth Holdings, LLC  | Ownership  | 100.000                                    | UnitedHealth Group Incorporated            | NO                                   |    |
|            |                                 | 00000             | 41-1868911 |              |            |  |   | NY                    | NIA                               | United Behavioral Health   | Ownership  | 100.000                                    | UnitedHealth Group Incorporated            | NO                                   |    |
|            |                                 | 00000             | 75-2583080 |              |            |  | United Group Reinsurance, Inc.  | TCA                   | NIA                               | HealthMarkets, LLC   | Ownership  | 100.000                                    | UnitedHealth Group Incorporated            | NO                                   |    |
|            |                                 | 00000             | 41-1289245 | 3410132      |            |  | United HealthCare Services, Inc.<br>United Resource Networks IPA of New York, Inc.                      | MN                    | UIP                               | UnitedHealth Group Incorporated  | Ownership  | 100.000                                    | UnitedHealth Group Incorporated            | NO                                   |    |
|            |                                 | 00000             | 30-0318238 |              |            |  |   | NY                    | NIA                               | OptumHealth Care Solutions, LLC  | Ownership  | 100.000                                    | UnitedHealth Group Incorporated            | NO                                   |    |
|            |                                 | 00000             | 01-0538317 |              |            |  | UnitedHealth Advisors, LLC  | ME                    | NIA                               | United HealthCare Services, Inc.   | Ownership  | 100.000                                    | UnitedHealth Group Incorporated            | NO                                   |    |
|            |                                 | 00000             | 41-1321939 | 4665014      | 0000731766 | New York Stock Exchange  | UnitedHealth Group Incorporated<br>UnitedHealth Group International Finance (Ireland) Unlimited Company | DE                    | UIP                               | Self   | Ownership  | 100.000                                    | UnitedHealth Group Incorporated            | NO                                   |    |
|            |                                 | 00000             | 98-1422474 |              |            |  |   | IRL                   | NIA                               | UnitedHealthcare Europe S.á r.l.   | Ownership  | 100.000                                    | UnitedHealth Group Incorporated            | NO                                   |    |
|            |                                 | 00000             | 46-3311984 |              |            |  | UnitedHealth Group Ventures, LLC  | DE                    | NIA                               | UnitedHealth Group Incorporated  | Ownership  | 100.000                                    | UnitedHealth Group Incorporated            | NO                                   |    |
|            |                                 | 00000             | 41-1917398 |              |            |  | UnitedHealth International, Inc.  | DE                    | NIA                               | UnitedHealth Group Incorporated  | Ownership  | 100.000                                    | UnitedHealth Group Incorporated            | NO                                   |    |

STATEMENT AS OF MARCH 31, 2023 OF THE UnitedHealthcare Plan of the River Valley, Inc.

**SCHEDULE Y**  
**PART 1A - DETAIL OF INSURANCE HOLDING COMPANY SYSTEM**

| 1          | 2                               | 3                 | 4          | 5            | 6   | 7  | 8  | 9                     | 10                                | 11   | 12   | 13   | 14   | 15                                   | 16 |
|------------|---------------------------------|-------------------|------------|--------------|-----|--|--|-----------------------|-----------------------------------|--|--|--|--|--------------------------------------|----|
| Group Code | Group Name                      | NAIC Company Code | ID Number  | Federal RSSD | CIK | Name of Securities Exchange if Publicly Traded (U.S. or International) | Names of Parent, Subsidiaries Or Affiliates                          | Domi-ciliary Location | Relation-ship to Reporting Entity | Directly Controlled by (Name of Entity/Person) | Type of Control (Ownership, Board, Management, Attorney-in-Fact, Influence, Other) | If Control is Ownership Provide Percentage | Ultimate Controlling Entity(ies)/Person(s) | Is an SCA Filing Re-quired? (Yes/No) | *  |
|            |                                 | 00000             | 26-2574977 |              |     |  | UnitedHealth Military & Veterans Services, LLC                       | DE                    | NIA                               | United HealthCare Services, Inc.               | Ownership  | 100.000                                    | UnitedHealth Group Incorporated            | NO                                   |    |
| .0707      | UnitedHealth Group Incorporated | 95174             | 33-0115163 |              |     |  | UnitedHealthcare Benefits of Texas, Inc.                             | TX                    | IA                                | United HealthCare Services, Inc.               | Ownership  | 100.000                                    | UnitedHealth Group Incorporated            | NO                                   |    |
|            |                                 | 00000             | 47-3221444 |              |     |  | UnitedHealthcare Benefits Plan of California                         | CA                    | IA                                | United HealthCare Services, Inc.               | Ownership  | 100.000                                    | UnitedHealth Group Incorporated            | NO                                   |    |
|            |                                 | 00000             | 46-4348775 |              |     |  | UnitedHealthcare Community Plan of California, Inc.                  | CA                    | IA                                | United HealthCare Services, Inc.               | Ownership  | 100.000                                    | UnitedHealth Group Incorporated            | NO                                   |    |
| .0707      | UnitedHealth Group Incorporated | 13168             | 26-2688274 |              |     |  | UnitedHealthcare Community Plan of Georgia, Inc.                     | GA                    | IA                                | AmeriChoice Corporation                        | Ownership  | 100.000                                    | UnitedHealth Group Incorporated            | NO                                   |    |
| .0707      | UnitedHealth Group Incorporated | 12323             | 56-2451429 |              |     |  | UnitedHealthcare Community Plan of Ohio, Inc.                        | OH                    | IA                                | Three Rivers Holdings, Inc.                    | Ownership  | 100.000                                    | UnitedHealth Group Incorporated            | NO                                   |    |
| .0707      | UnitedHealth Group Incorporated | 11141             | 91-2008361 |              |     |  | UnitedHealthcare Community Plan of Texas, L.L.C.                     | TX                    | IA                                | Ovations, Inc.                                 | Ownership  | 100.000                                    | UnitedHealth Group Incorporated            | NO                                   |    |
| .0707      | UnitedHealth Group Incorporated | 95467             | 38-3204052 |              |     |  | UnitedHealthcare Community Plan, Inc.                                | MI                    | IA                                | AmeriChoice Corporation                        | Ownership  | 100.000                                    | UnitedHealth Group Incorporated            | NO                                   |    |
|            |                                 | 00000             | 98-1200034 |              |     |  | UnitedHealthcare Consulting & Assistance Service (Beijing) Co., Ltd. | CHN                   | NIA                               | UnitedHealthcare International I B.V.          | Ownership  | 100.000                                    | UnitedHealth Group Incorporated            | NO                                   |    |
|            |                                 | 00000             | 98-1199879 |              |     |  | UnitedHealthcare Europe S.à r.l.                                     | LUX                   | NIA                               | Bordeaux UK Holdings II Limited                | Ownership  | 100.000                                    | UnitedHealth Group Incorporated            | NO                                   |    |
| .0707      | UnitedHealth Group Incorporated | 15737             | 47-3788473 |              |     |  | UnitedHealthcare Freedom Insurance Company                           | NH                    | IA                                | UnitedHealthcare Freedom Plans, Inc.           | Ownership  | 100.000                                    | UnitedHealth Group Incorporated            | NO                                   |    |
|            |                                 | 00000             | 30-0858646 |              |     |  | UnitedHealthcare Freedom Plans, Inc.                                 | DE                    | NIA                               | United HealthCare Services, Inc.               | Ownership  | 100.000                                    | UnitedHealth Group Incorporated            | NO                                   |    |
|            |                                 | 00000             | 98-1029201 |              |     |  | UnitedHealthcare Global Medical (UK) Limited                         | GBR                   | NIA                               | UnitedHealthcare International I B.V.          | Ownership  | 100.000                                    | UnitedHealth Group Incorporated            | NO                                   |    |
| .0707      | UnitedHealth Group Incorporated | 79413             | 36-2739571 |              |     |  | UnitedHealthcare Insurance Company                                   | CT                    | IA                                | UHC Holdings, Inc.                             | Ownership  | 100.000                                    | UnitedHealth Group Incorporated            | NO                                   |    |
| .0707      | UnitedHealth Group Incorporated | 84549             | 38-2044243 |              |     |  | UnitedHealthcare Insurance Company of America                        | IL                    | IA                                | United HealthCare Services, Inc.               | Ownership  | 100.000                                    | UnitedHealth Group Incorporated            | NO                                   |    |
| .0707      | UnitedHealth Group Incorporated | 60318             | 36-3800349 |              |     |  | UnitedHealthcare Insurance Company of Illinois                       | IL                    | IA                                | UnitedHealthcare Insurance Company             | Ownership  | 100.000                                    | UnitedHealth Group Incorporated            | NO                                   |    |
| .0707      | UnitedHealth Group Incorporated | 60093             | 11-3283886 |              |     |  | UnitedHealthcare Insurance Company of New York                       | NY                    | IA                                | UnitedHealthcare Insurance Company             | Ownership  | 100.000                                    | UnitedHealth Group Incorporated            | NO                                   |    |
| .0707      | UnitedHealth Group Incorporated | 12231             | 20-1902768 |              |     |  | UnitedHealthcare Insurance Company of the River Valley               | IL                    | IA                                | UnitedHealthcare, Inc.                         | Ownership  | 100.000                                    | UnitedHealth Group Incorporated            | NO                                   |    |
|            |                                 | 00000             | 98-1372065 |              |     |  | UnitedHealthcare Insurance Designated Activity Company               | IRL                   | NIA                               | UHC Holdings (Ireland) Limited                 | Ownership  | 100.000                                    | UnitedHealth Group Incorporated            | NO                                   |    |
|            |                                 | 00000             | 86-0618309 |              |     |  | UnitedHealthcare Integrated Services, Inc.                           | AZ                    | IA                                | Ovations, Inc.                                 | Ownership  | 100.000                                    | UnitedHealth Group Incorporated            | NO                                   |    |
|            |                                 | 00000             | 98-1100512 |              |     |  | UnitedHealthcare International I B.V.                                | NLD                   | NIA                               | FrontierMEDEX US, Inc.                         | Ownership  | 100.000                                    | UnitedHealth Group Incorporated            | NO                                   |    |
|            |                                 | 00000             | 98-1079459 |              |     |  | UnitedHealthcare International II S.à r.l.                           | LUX                   | NIA                               | Bordeaux UK Holdings I Limited                 | Ownership  | 100.000                                    | UnitedHealth Group Incorporated            | NO                                   |    |
|            |                                 | 00000             | 98-1340853 |              |     |  | UnitedHealthcare International III B.V.                              | NLD                   | NIA                               | UnitedHealthcare Europe S.à r.l.               | Ownership  | 100.000                                    | UnitedHealth Group Incorporated            | NO                                   |    |
|            |                                 | 00000             | 98-1077436 |              |     |  | UnitedHealthcare International III S.à r.l.                          | LUX                   | NIA                               | Optum Services (Ireland) Limited               | Ownership  | 100.000                                    | UnitedHealth Group Incorporated            | NO                                   |    |
|            |                                 | 00000             | 98-1080926 |              |     |  | UnitedHealthcare International IV S.à r.l.                           | LUX                   | NIA                               | UnitedHealthcare International VIII S.à r.l.   | Ownership  | 100.000                                    | UnitedHealth Group Incorporated            | NO                                   |    |
|            |                                 | 00000             | 98-1372062 |              |     |  | UnitedHealthcare International VIII S.à r.l.                         | LUX                   | NIA                               | UnitedHealthcare International X S.à r.l.      | Ownership  | 100.000                                    | UnitedHealth Group Incorporated            | NO                                   |    |
|            |                                 | 00000             | 98-1443728 |              |     |  | UnitedHealthcare International X S.à r.l.                            | LUX                   | NIA                               | UnitedHealthcare International III S.à r.l.    | Ownership  | 100.000                                    | UnitedHealth Group Incorporated            | NO                                   |    |
| .0707      | UnitedHealth Group Incorporated | 97179             | 86-0207231 |              |     |  | UnitedHealthcare Life Insurance Company                              | WI                    | IA                                | Golden Rule Financial Corporation              | Ownership  | 100.000                                    | UnitedHealth Group Incorporated            | NO                                   |    |
| .0707      | UnitedHealth Group Incorporated | 95784             | 63-0899562 |              |     |  | UnitedHealthcare of Alabama, Inc.                                    | AL                    | IA                                | UnitedHealthcare, Inc.                         | Ownership  | 100.000                                    | UnitedHealth Group Incorporated            | NO                                   |    |
| .0707      | UnitedHealth Group Incorporated | 96016             | 86-0507074 |              |     |  | UnitedHealthcare of Arizona, Inc.                                    | AZ                    | IA                                | UnitedHealthcare, Inc.                         | Ownership  | 100.000                                    | UnitedHealth Group Incorporated            | NO                                   |    |
| .0707      | UnitedHealth Group Incorporated | 95446             | 63-1036819 |              |     |  | UnitedHealthcare of Arkansas, Inc.                                   | AR                    | IA                                | UnitedHealthcare, Inc.                         | Ownership  | 100.000                                    | UnitedHealth Group Incorporated            | NO                                   |    |
| .0707      | UnitedHealth Group Incorporated | 95090             | 84-1004639 |              |     |  | UnitedHealthcare of Colorado, Inc.                                   | CO                    | IA                                | UnitedHealthcare, Inc.                         | Ownership  | 100.000                                    | UnitedHealth Group Incorporated            | NO                                   |    |
| .0707      | UnitedHealth Group Incorporated | 95264             | 59-1293865 |              |     |  | UnitedHealthcare of Florida, Inc.                                    | FL                    | IA                                | UnitedHealthcare, Inc.                         | Ownership  | 100.000                                    | UnitedHealth Group Incorporated            | NO                                   |    |
| .0707      | UnitedHealth Group Incorporated | 95850             | 58-1653544 |              |     |  | UnitedHealthcare of Georgia, Inc.                                    | GA                    | IA                                | UnitedHealthcare, Inc.                         | Ownership  | 100.000                                    | UnitedHealth Group Incorporated            | NO                                   |    |
| .0707      | UnitedHealth Group Incorporated | 95776             | 36-3280214 |              |     |  | UnitedHealthcare of Illinois, Inc.                                   | IL                    | IA                                | UnitedHealthcare, Inc.                         | Ownership  | 100.000                                    | UnitedHealth Group Incorporated            | NO                                   |    |

STATEMENT AS OF MARCH 31, 2023 OF THE UnitedHealthcare Plan of the River Valley, Inc.

**SCHEDULE Y**  
**PART 1A - DETAIL OF INSURANCE HOLDING COMPANY SYSTEM**

| 1          | 2                               | 3                 | 4          | 5            | 6   | 7  | 8   | 9                    | 10                               | 11   | 12   | 13   | 14   | 15                                  | 16 |
|------------|---------------------------------|-------------------|------------|--------------|-----|--|---|----------------------|----------------------------------|--|--|--|--|-------------------------------------|----|
| Group Code | Group Name                      | NAIC Company Code | ID Number  | Federal RSSD | CIK | Name of Securities Exchange if Publicly Traded (U.S. or International) | Names of Parent, Subsidiaries Or Affiliates     | Domiciliary Location | Relationship to Reporting Entity | Directly Controlled by (Name of Entity/Person) | Type of Control (Ownership, Board, Management, Attorney-in-Fact, Influence, Other) | If Control is Ownership Provide Percentage | Ultimate Controlling Entity(ies)/Person(s) | Is an SCA Filing Required? (Yes/No) | *  |
| .0707      | UnitedHealth Group Incorporated | 96644             | 62-1240316 |              |     |  | UnitedHealthcare of Kentucky, Ltd.              | ..KY                 | ..IA                             | UnitedHealthcare, Inc.                         | Ownership  | 5.828                                      | UnitedHealth Group Incorporated            | ..NO                                |    |
| .0707      | UnitedHealth Group Incorporated | 96644             | 62-1240316 |              |     |  | UnitedHealthcare of Kentucky, Ltd.              | ..KY                 | ..IA                             | United HealthCare Services, Inc.               | Ownership  | 94.172                                     | UnitedHealth Group Incorporated            | ..NO                                |    |
| .0707      | UnitedHealth Group Incorporated | 95833             | 72-1074008 |              |     |  | UnitedHealthcare of Louisiana, Inc.             | ..LA                 | ..IA                             | UnitedHealthcare, Inc.                         | Ownership  | 100.000                                    | UnitedHealth Group Incorporated            | ..NO                                |    |
| .0707      | UnitedHealth Group Incorporated | 95716             | 63-1036817 |              |     |  | UnitedHealthcare of Mississippi, Inc.           | ..MS                 | ..IA                             | UnitedHealthcare, Inc.                         | Ownership  | 100.000                                    | UnitedHealth Group Incorporated            | ..NO                                |    |
| .0707      | UnitedHealth Group Incorporated | 95149             | 05-0413469 |              |     |  | UnitedHealthcare of New England, Inc.           | ..RI                 | ..IA                             | United HealthCare Services, Inc.               | Ownership  | 100.000                                    | UnitedHealth Group Incorporated            | ..NO                                |    |
| .0707      | UnitedHealth Group Incorporated | 13214             | 26-2697886 |              |     |  | UnitedHealthcare of New Mexico, Inc.            | ..NM                 | ..IA                             | UnitedHealthcare Insurance Company             | Ownership  | 100.000                                    | UnitedHealth Group Incorporated            | ..NO                                |    |
| .0707      | UnitedHealth Group Incorporated | 95085             | 06-1172891 |              |     |  | UnitedHealthcare of New York, Inc.              | ..NY                 | ..IA                             | AmeriChoice Corporation                        | Ownership  | 100.000                                    | UnitedHealth Group Incorporated            | ..NO                                |    |
| .0707      | UnitedHealth Group Incorporated | 95103             | 56-1461010 |              |     |  | UnitedHealthcare of North Carolina, Inc.        | ..NC                 | ..IA                             | UnitedHealthcare, Inc.                         | Ownership  | 100.000                                    | UnitedHealth Group Incorporated            | ..NO                                |    |
| .0707      | UnitedHealth Group Incorporated | 95186             | 31-1142815 |              |     |  | UnitedHealthcare of Ohio, Inc.                  | ..OH                 | ..IA                             | United HealthCare Services, Inc.               | Ownership  | 100.000                                    | UnitedHealth Group Incorporated            | ..NO                                |    |
| .0707      | UnitedHealth Group Incorporated | 96903             | 33-0115166 |              |     |  | UnitedHealthcare of Oklahoma, Inc.              | ..OK                 | ..IA                             | United HealthCare Services, Inc.               | Ownership  | 100.000                                    | UnitedHealth Group Incorporated            | ..NO                                |    |
| .0707      | UnitedHealth Group Incorporated | 95893             | 93-0938819 |              |     |  | UnitedHealthcare of Oregon, Inc.                | ..OR                 | ..IA                             | United HealthCare Services, Inc.               | Ownership  | 100.000                                    | UnitedHealth Group Incorporated            | ..NO                                |    |
| .0707      | UnitedHealth Group Incorporated | 95220             | 25-1756858 |              |     |  | UnitedHealthcare of Pennsylvania, Inc.          | ..PA                 | ..IA                             | Three Rivers Holdings, Inc.                    | Ownership  | 100.000                                    | UnitedHealth Group Incorporated            | ..NO                                |    |
| .0707      | UnitedHealth Group Incorporated | 16740             | 35-2674992 |              |     |  | UnitedHealthcare of South Carolina, Inc.        | ..SC                 | ..IA                             | UnitedHealthcare, Inc.                         | Ownership  | 100.000                                    | UnitedHealth Group Incorporated            | ..NO                                |    |
| .0707      | UnitedHealth Group Incorporated | 95765             | 95-3939697 |              |     |  | UnitedHealthcare of Texas, Inc.                 | ..TX                 | ..IA                             | UnitedHealthcare, Inc.                         | Ownership  | 100.000                                    | UnitedHealth Group Incorporated            | ..NO                                |    |
| .0707      | UnitedHealth Group Incorporated | 95025             | 52-1130183 |              |     |  | UnitedHealthcare of the Mid-Atlantic, Inc.      | ..MD                 | ..IA                             | UnitedHealthcare, Inc.                         | Ownership  | 100.000                                    | UnitedHealth Group Incorporated            | ..NO                                |    |
| .0707      | UnitedHealth Group Incorporated | 95591             | 47-0676824 |              |     |  | UnitedHealthcare of the Midlands, Inc.          | ..NE                 | ..IA                             | UnitedHealthcare, Inc.                         | Ownership  | 100.000                                    | UnitedHealth Group Incorporated            | ..NO                                |    |
| .0707      | UnitedHealth Group Incorporated | 96385             | 43-1361841 |              |     |  | UnitedHealthcare of the Midwest, Inc.           | ..MO                 | ..IA                             | UnitedHealthcare, Inc.                         | Ownership  | 100.000                                    | UnitedHealth Group Incorporated            | ..NO                                |    |
| .0707      | UnitedHealth Group Incorporated | 95685             | 86-0875231 |              |     |  | UnitedHealthcare of the Rockies, Inc.           | ..UT                 | ..IA                             | United HealthCare Services, Inc.               | Ownership  | 100.000                                    | UnitedHealth Group Incorporated            | ..NO                                |    |
| .0707      | UnitedHealth Group Incorporated | 95501             | 41-1488563 |              |     |  | UnitedHealthcare of Utah, Inc.                  | ..UT                 | ..IA                             | UnitedHealthcare, Inc.                         | Ownership  | 100.000                                    | UnitedHealth Group Incorporated            | ..NO                                |    |
| .0707      | UnitedHealth Group Incorporated | 48038             | 91-1312551 |              |     |  | UnitedHealthcare of Washington, Inc.            | ..WA                 | ..IA                             | United HealthCare Services, Inc.               | Ownership  | 100.000                                    | UnitedHealth Group Incorporated            | ..NO                                |    |
| .0707      | UnitedHealth Group Incorporated | 95710             | 39-1555888 |              |     |  | UnitedHealthcare of Wisconsin, Inc.             | ..WI                 | ..IA                             | UnitedHealthcare, Inc.                         | Ownership  | 100.000                                    | UnitedHealth Group Incorporated            | ..NO                                |    |
| .0707      | UnitedHealth Group Incorporated | 95378             | 36-3379945 |              |     |  | UnitedHealthcare Plan of the River Valley, Inc. | ..IL                 | ..RE                             | UnitedHealthcare, Inc.                         | Ownership  | 100.000                                    | UnitedHealth Group Incorporated            | ..NO                                |    |
|            |                                 | 00000             | 47-0854646 |              |     |  | UnitedHealthcare Service LLC                    | ..DE                 | ..NIA                            | UnitedHealthcare Insurance Company             | Ownership  | 100.000                                    | UnitedHealth Group Incorporated            | ..NO                                |    |
|            |                                 | 00000             | 01-0518346 |              |     |  | UnitedHealthcare Specialty Benefits, LLC        | ..ME                 | ..NIA                            | Specialty Benefits, LLC                        | Ownership  | 100.000                                    | UnitedHealth Group Incorporated            | ..NO                                |    |
|            |                                 | 00000             | 41-1922511 |              |     |  | UnitedHealthcare, Inc.                          | ..DE                 | ..UDP                            | United HealthCare Services, Inc.               | Ownership  | 100.000                                    | UnitedHealth Group Incorporated            | ..NO                                |    |
|            |                                 | 00000             | 27-0815205 |              |     |  | Unity Health Network, LLC                       | ..DE                 | ..NIA                            | Collaborative Care Holdings, LLC               | Ownership  | 80.100                                     | UnitedHealth Group Incorporated            | ..NO                                |    |
|            |                                 | 00000             | 87-3506992 |              |     |  | UOI East Bay Surgery Center, LLC                | ..RI                 | ..NIA                            | SCA East Bay Holdings, LLC                     | Ownership  | 20.000                                     | UnitedHealth Group Incorporated            | ..NO                                | 2  |
|            |                                 | 00000             | 83-4657754 |              |     |  | Upland Holdings, LLC                            | ..CA                 | ..NIA                            | NSC Upland, LLC                                | Ownership  | 58.991                                     | UnitedHealth Group Incorporated            | ..NO                                |    |
|            |                                 | 00000             | 33-0812827 |              |     |  | Upland Outpatient Surgical Center, L.P.         | ..CA                 | ..NIA                            | Upland Holdings, LLC                           | Ownership  | 51.000                                     | UnitedHealth Group Incorporated            | ..NO                                |    |
|            |                                 | 00000             | 26-0382877 |              |     |  | Urgent Care Holdings, LLC                       | ..DE                 | ..NIA                            | Optum Clinics Holding Company, Inc.            | Ownership  | 100.000                                    | UnitedHealth Group Incorporated            | ..NO                                |    |
|            |                                 | 00000             | 26-3667220 |              |     |  | Urgent Care MSO, LLC                            | ..TX                 | ..NIA                            | Urgent Care Holdings, LLC                      | Ownership  | 100.000                                    | UnitedHealth Group Incorporated            | ..NO                                |    |
|            |                                 | 00000             | 75-2613230 |              |     |  | Urology Associates of North Texas, P.L.L.C.     | ..TX                 | ..NIA                            | USMD Affiliated Services                       | Ownership  | 100.000                                    | UnitedHealth Group Incorporated            | ..NO                                |    |
|            |                                 | 00000             | 20-3887008 |              |     |  | USHEALTH Academy, Inc.                          | ..TX                 | ..NIA                            | USHEALTH Group, Inc.                           | Ownership  | 100.000                                    | UnitedHealth Group Incorporated            | ..NO                                |    |
|            |                                 | 00000             | 26-4163593 |              |     |  | USHEALTH Administrators, LLC                    | ..DE                 | ..NIA                            | USHEALTH Group, Inc.                           | Ownership  | 100.000                                    | UnitedHealth Group Incorporated            | ..NO                                |    |
|            |                                 | 00000             | 26-3887598 |              |     |  | USHEALTH Advisors, LLC                          | ..TX                 | ..NIA                            | USHEALTH Career Agency, Inc.                   | Ownership  | 100.000                                    | UnitedHealth Group Incorporated            | ..NO                                |    |
|            |                                 | 00000             | 75-2192748 |              |     |  | USHEALTH Career Agency, Inc.                    | ..DE                 | ..NIA                            | USHEALTH Group, Inc.                           | Ownership  | 100.000                                    | UnitedHealth Group Incorporated            | ..NO                                |    |
|            |                                 | 00000             | 75-2225185 |              |     |  | USHEALTH Funding, Inc.                          | ..DE                 | ..NIA                            | USHEALTH Group, Inc.                           | Ownership  | 100.000                                    | UnitedHealth Group Incorporated            | ..NO                                |    |
|            |                                 | 00000             | 73-1165000 |              |     |  | USHEALTH Group, Inc.                            | ..DE                 | ..NIA                            | Golden Rule Financial Corporation              | Ownership  | 100.000                                    | UnitedHealth Group Incorporated            | ..NO                                |    |
|            |                                 | 00000             | 20-8048861 |              |     |  | USMD Administrative Services, L.L.C.            | ..TX                 | ..NIA                            | USMD Inc.                                      | Ownership  | 100.000                                    | UnitedHealth Group Incorporated            | ..NO                                |    |
|            |                                 | 00000             | 27-2956222 |              |     |  | USMD Affiliated Services                        | ..TX                 | ..NIA                            | USMD Inc.                                      | Ownership  | 100.000                                    | UnitedHealth Group Incorporated            | ..NO                                |    |
|            |                                 | 00000             | 27-2803133 |              |     |  | USMD Diagnostic Services, LLC                   | ..TX                 | ..NIA                            | WellMed Networks, Inc.                         | Ownership  | 100.000                                    | UnitedHealth Group Incorporated            | ..NO                                | 1  |
|            |                                 | 00000             | 27-2866866 |              |     |  | USMD Holdings, Inc.                             | ..DE                 | ..NIA                            | WellMed Medical Management, Inc.               | Ownership  | 100.000                                    | UnitedHealth Group Incorporated            | ..NO                                |    |
|            |                                 | 00000             | 73-1662763 |              |     |  | USMD Hospital at Arlington, L.P.                | ..TX                 | ..NIA                            | MAT-RX DEVELOPMENT, L.L.C.                     | Ownership  | 45.396                                     | UnitedHealth Group Incorporated            | ..NO                                | 1  |
|            |                                 | 00000             | 20-3571243 |              |     |  | USMD Hospital at Fort Worth, L.P.               | ..TX                 | ..NIA                            | MAT-RX DEVELOPMENT, L.L.C.                     | Ownership  | 20.024                                     | UnitedHealth Group Incorporated            | ..NO                                | 1  |
|            |                                 | 00000             | 20-8050318 |              |     |  | USMD Inc.                                       | ..TX                 | ..NIA                            | USMD Holdings, Inc.                            | Ownership  | 100.000                                    | UnitedHealth Group Incorporated            | ..NO                                |    |
|            |                                 | 00000             | 73-1662757 |              |     |  | USMD of Arlington GP, L.L.C.                    | ..TX                 | ..NIA                            | MAT-RX DEVELOPMENT, L.L.C.                     | Ownership  | 100.000                                    | UnitedHealth Group Incorporated            | ..NO                                | 1  |
|            |                                 | 00000             | 35-2446102 |              |     |  | USMD PPM, LLC                                   | ..TX                 | ..NIA                            | USMD Inc.                                      | Ownership  | 100.000                                    | UnitedHealth Group Incorporated            | ..NO                                |    |
|            |                                 | 00000             | 87-0757396 |              |     |  | Vailley Physicians Network, Inc.                | ..CA                 | ..NIA                            | PrimeCare Medical Network, Inc.                | Ownership  | 100.000                                    | UnitedHealth Group Incorporated            | ..NO                                |    |

16.40

STATEMENT AS OF MARCH 31, 2023 OF THE UnitedHealthcare Plan of the River Valley, Inc.

**SCHEDULE Y**  
**PART 1A - DETAIL OF INSURANCE HOLDING COMPANY SYSTEM**

| 1          | 2          | 3                 | 4          | 5            | 6   | 7  | 8   | 9                     | 10                                | 11   | 12   | 13   | 14   | 15                                   | 16 |
|------------|------------|-------------------|------------|--------------|-----|--|---|-----------------------|-----------------------------------|--|--|--|--|--------------------------------------|----|
| Group Code | Group Name | NAIC Company Code | ID Number  | Federal RSSD | CIK | Name of Securities Exchange if Publicly Traded (U.S. or International) | Names of Parent, Subsidiaries Or Affiliates         | Domi-ciliary Location | Relation-ship to Reporting Entity | Directly Controlled by (Name of Entity/Person) | Type of Control (Ownership, Board, Management, Attorney-in-Fact, Influence, Other) | If Control is Ownership Provide Percentage | Ultimate Controlling Entity(ies)/Person(s) | Is an SCA Filing Re-quired? (Yes/No) | *  |
|            |            | 00000             | 85-0780051 |              |     |  | Vascular Labs of the Rockies ASC, LLC               | DE                    | NIA                               | SCA-VLR Holdings Company, LLC                  | Ownership  | 51.000                                     | UnitedHealth Group Incorporated            | NO                                   |    |
|            |            | 00000             | 81-2820395 |              |     |  | Via Vitae MSO, LLC                                  | DE                    | NIA                               | OC Cardiology Practice Partners, LLC           | Ownership  | 70.000                                     | UnitedHealth Group Incorporated            | NO                                   |    |
|            |            | 00000             | 98-1443076 |              |     |  | Vida Integra S.p.A.                                 | CHL                   | NIA                               | Saden S.A.                                     | Ownership  | 0.000                                      | UnitedHealth Group Incorporated            | NO                                   |    |
|            |            | 00000             | 98-1443076 |              |     |  | Vida Integra S.p.A.                                 | CHL                   | NIA                               | Banmedica S.A.                                 | Ownership  | 100.000                                    | UnitedHealth Group Incorporated            | NO                                   |    |
|            |            | 00000             | 98-1443076 |              |     |  | Vida Tres S.A.                                      | CHL                   | NIA                               | Clínica Dávila y Servicios Médicos S.p.A.      | Ownership  | 0.000                                      | UnitedHealth Group Incorporated            | NO                                   |    |
|            |            | 00000             | 98-1443076 |              |     |  | Vida Tres S.A.                                      | CHL                   | NIA                               | Banmedica S.A.                                 | Ownership  | 100.000                                    | UnitedHealth Group Incorporated            | NO                                   |    |
|            |            | 00000             | 27-1693889 |              |     |  | Vieosoft, Inc.                                      | WA                    | NIA                               | Change Healthcare Solutions, LLC               | Ownership  | 100.000                                    | UnitedHealth Group Incorporated            | NO                                   |    |
|            |            | 00000             | 85-2278858 |              |     |  | Virtua-SCA Holdings II, LLC                         | DE                    | NIA                               | SCA Outside New Jersey, LLC                    | Ownership  | 45.000                                     | UnitedHealth Group Incorporated            | NO                                   | 2  |
|            |            | 00000             | 47-3247166 |              |     |  | Virtua-SCA Holdings, LLC                            | NJ                    | NIA                               | SCA-New Jersey, LLC                            | Ownership  | 45.000                                     | UnitedHealth Group Incorporated            | NO                                   | 2  |
|            |            | 00000             | 47-4149749 |              |     |  | Virtual Therapeutics Corporation                    | DE                    | NIA                               | Optum Labs, LLC                                | Ownership  | 5.613                                      | UnitedHealth Group Incorporated            | NO                                   |    |
|            |            | 00000             | 47-4149749 |              |     |  | Virtual Therapeutics Corporation                    | DE                    | NIA                               | United HealthCare Services, Inc.               | Ownership  | 36.552                                     | UnitedHealth Group Incorporated            | NO                                   |    |
|            |            | 00000             | 47-4149749 |              |     |  | Virtual Therapeutics Corporation                    | DE                    | NIA                               | UnitedHealth Group Ventures, LLC               | Ownership  | 41.670                                     | UnitedHealth Group Incorporated            | NO                                   |    |
|            |            | 00000             | 85-2408007 |              |     |  | Vision NewCo, LLC                                   | DE                    | NIA                               | TTCP-SR Holdings, Inc.                         | Ownership  | 75.540                                     | UnitedHealth Group Incorporated            | NO                                   |    |
|            |            | 00000             | 85-2408007 |              |     |  | Vision NewCo, LLC                                   | DE                    | NIA                               | Change Healthcare Solutions, LLC               | Ownership  | 24.460                                     | UnitedHealth Group Incorporated            | NO                                   |    |
|            |            | 00000             | 85-1453387 |              |     |  | Vitucci, LCSW, P.C.                                 | IL                    | NIA                               | Physician(s) Owned                             | Influence  | 0.000                                      | UnitedHealth Group Incorporated            | NO                                   | 1  |
|            |            | 00000             | 27-1348358 |              |     |  | Vivify Health Canada, Inc.                          | CAN                   | NIA                               | Vivify Health, Inc.                            | Ownership  | 100.000                                    | UnitedHealth Group Incorporated            | NO                                   |    |
|            |            | 00000             | 46-1558718 |              |     |  | Vivify Health, Inc.                                 | DE                    | NIA                               | OptumHealth Care Solutions, LLC                | Ownership  | 100.000                                    | UnitedHealth Group Incorporated            | NO                                   |    |
|            |            | 00000             | 85-4390422 |              |     |  | VPay Benefits Corporation                           | TX                    | NIA                               | VPay, Inc.                                     | Ownership  | 100.000                                    | UnitedHealth Group Incorporated            | NO                                   |    |
|            |            | 00000             | 75-2405220 |              |     |  | VPay Intermediate Holdings, LLC                     | DE                    | NIA                               | Optum Financial, Inc.                          | Ownership  | 100.000                                    | UnitedHealth Group Incorporated            | NO                                   |    |
|            |            | 00000             | 75-2405220 |              |     |  | VPay, Inc.  | TX                    | NIA                               | VPay Intermediate Holdings, LLC                | Ownership  | 100.000                                    | UnitedHealth Group Incorporated            | NO                                   |    |
|            |            | 00000             | 36-4499777 |              |     |  | Walnut Hill Surgery Center, LLC                     | TX                    | NIA                               | Surgical Care Affiliates, LLC                  | Influence  | 0.000                                      | UnitedHealth Group Incorporated            | NO                                   |    |
|            |            | 00000             | 86-0462952 |              |     |  | Warner Family Practice, P.C.                        | AZ                    | NIA                               | Physician United PLLC                          | Ownership  | 100.000                                    | UnitedHealth Group Incorporated            | NO                                   | 1  |
|            |            | 00000             | 36-3469841 |              |     |  | Wauwatosa Outpatient Surgery Center, LLC            | DE                    | NIA                               | Surgery Centers-West Holdings, LLC             | Ownership  | 100.000                                    | UnitedHealth Group Incorporated            | NO                                   |    |
|            |            | 00000             | 36-3469839 |              |     |  | Wauwatosa Surgery Center, LLC                       | DE                    | NIA                               | Wauwatosa Outpatient Surgery Center, LLC       | Ownership  | 20.000                                     | UnitedHealth Group Incorporated            | NO                                   | 2  |
|            |            | 00000             | 20-5429310 |              |     |  | Wayland Square Surgicare Acquisition, L.P.          | RI                    | NIA                               | Surgery Center Holding, LLC                    | Ownership  | 1.000                                      | UnitedHealth Group Incorporated            | NO                                   |    |
|            |            | 00000             | 20-5429310 |              |     |  | Wayland Square Surgicare Acquisition, L.P.          | RI                    | NIA                               | SC Affiliates, LLC                             | Ownership  | 99.000                                     | UnitedHealth Group Incorporated            | NO                                   |    |
|            |            | 00000             | 75-2500274 |              |     |  | Wayland Square Surgicare GP, Inc.                   | RI                    | NIA                               | Surgery Center Holding, LLC                    | Ownership  | 100.000                                    | UnitedHealth Group Incorporated            | NO                                   |    |
|            |            | 00000             | 46-2854394 |              |     |  | Waypoint Minnesota PC                               | MN                    | NIA                               | Physician(s) Owned                             | Influence  | 0.000                                      | UnitedHealth Group Incorporated            | NO                                   | 1  |
|            |            | 00000             | 46-2859426 |              |     |  | Waypoint Minnesota Sports PC                        | MN                    | NIA                               | Orthology Inc.                                 | Ownership  | 100.000                                    | UnitedHealth Group Incorporated            | NO                                   |    |
|            |            | 00000             | 84-2233329 |              |     |  | WellMed Florida Medicare ACO, LLC                   | TX                    | NIA                               | WellMed Network of Florida, Inc.               | Ownership  | 100.000                                    | UnitedHealth Group Incorporated            | NO                                   | 1  |
|            |            | 00000             | 45-2158334 |              |     |  | WellMed Florida Services, PLLC                      | TX                    | NIA                               | WellMed Networks, Inc.                         | Ownership  | 100.000                                    | UnitedHealth Group Incorporated            | NO                                   | 1  |
|            |            | 00000             | 84-2178104 |              |     |  | WellMed Greater Texas Medicare ACO, LLC             | TX                    | NIA                               | WellMed Networks, Inc.                         | Ownership  | 100.000                                    | UnitedHealth Group Incorporated            | NO                                   | 1  |
|            |            | 00000             | 74-2574229 |              |     |  | WellMed Medical Group, P.A.                         | TX                    | NIA                               | Physician(s) Owned                             | Influence  | 0.000                                      | UnitedHealth Group Incorporated            | NO                                   | 1  |
|            |            | 00000             | 74-2797745 |              |     |  | WellMed Medical Management of Florida, Inc.         | FL                    | NIA                               | WellMed Medical Management, Inc.               | Ownership  | 100.000                                    | UnitedHealth Group Incorporated            | NO                                   |    |
|            |            | 00000             | 74-2786364 |              |     |  | WellMed Medical Management, Inc.                    | TX                    | NIA                               | Collaborative Care Holdings, LLC               | Ownership  | 86.000                                     | UnitedHealth Group Incorporated            | NO                                   |    |
|            |            | 00000             | 35-2314192 |              |     |  | WellMed Network of Florida, Inc.                    | TX                    | NIA                               | WellMed Networks, Inc.                         | Ownership  | 100.000                                    | UnitedHealth Group Incorporated            | NO                                   | 1  |
|            |            | 00000             | 41-2250215 |              |     |  | WellMed Networks - DFW, Inc.                        | TX                    | NIA                               | WellMed Networks, Inc.                         | Ownership  | 100.000                                    | UnitedHealth Group Incorporated            | NO                                   | 1  |
|            |            | 00000             | 74-2889447 |              |     |  | WellMed Networks, Inc.                              | TX                    | NIA                               | Physician(s) Owned                             | Influence  | 0.000                                      | UnitedHealth Group Incorporated            | NO                                   | 1  |
|            |            | 00000             | 92-0183013 |              |     |  | WellMed of Las Cruces, Inc.                         | TX                    | NIA                               | WellMed Networks, Inc.                         | Ownership  | 100.000                                    | UnitedHealth Group Incorporated            | NO                                   | 1  |
|            |            | 00000             | 84-2193803 |              |     |  | WellMed Tampa/Orlando Medicare ACO, LLC             | TX                    | NIA                               | WellMed Network of Florida, Inc.               | Ownership  | 100.000                                    | UnitedHealth Group Incorporated            | NO                                   | 1  |
|            |            | 00000             | 84-2219968 |              |     |  | WellMed Texas Medicare ACO, LLC                     | TX                    | NIA                               | WellMed Networks, Inc.                         | Ownership  | 100.000                                    | UnitedHealth Group Incorporated            | NO                                   | 1  |
|            |            | 00000             | 88-2731487 |              |     |  | WellSpan-SCA Holdings, LLC                          | DE                    | NIA                               | SCA-Hagerstown, LLC                            | Ownership  | 49.000                                     | UnitedHealth Group Incorporated            | NO                                   | 2  |
|            |            | 00000             | 27-2809113 |              |     |  | West Coast Endoscopy Holdings, LLC                  | DE                    | NIA                               | SCA Surgery Holdings, LLC                      | Ownership  | 100.000                                    | UnitedHealth Group Incorporated            | NO                                   |    |
|            |            | 00000             | 06-1521999 |              |     |  | Western Connecticut Orthopedic Surgical Center, LLC | CT                    | NIA                               | SCA-Western Connecticut, LLC                   | Ownership  | 57.911                                     | UnitedHealth Group Incorporated            | NO                                   |    |
|            |            | 00000             | 47-4468184 |              |     |  | Westgreen Surgical Center, LLC                      | TX                    | NIA                               | SCA Westgreen Holdings, LLC                    | Ownership  | 51.001                                     | UnitedHealth Group Incorporated            | NO                                   |    |
|            |            | 00000             | 85-3312235 |              |     |  | WestHealth JV Holdings, LLC                         | DE                    | NIA                               | SCA West Health Holdings, LLC                  | Ownership  | 30.000                                     | UnitedHealth Group Incorporated            | NO                                   | 2  |
|            |            | 00000             | 37-1763155 |              |     |  | WestHealth Surgery Center, LLC                      | MN                    | NIA                               | WestHealth JV Holdings, LLC                    | Ownership  | 51.000                                     | UnitedHealth Group Incorporated            | NO                                   | 2  |
|            |            | 00000             | 45-0636596 |              |     |  | WESTMED Practice Partners LLC                       | DE                    | NIA                               | Collaborative Care Holdings, LLC               | Ownership  | 100.000                                    | UnitedHealth Group Incorporated            | NO                                   |    |

16.41

STATEMENT AS OF MARCH 31, 2023 OF THE UnitedHealthcare Plan of the River Valley, Inc.

**SCHEDULE Y**  
**PART 1A - DETAIL OF INSURANCE HOLDING COMPANY SYSTEM**

| 1          | 2          | 3                 | 4          | 5            | 6   | 7  | 8   | 9                    | 10                               | 11   | 12   | 13   | 14   | 15                                  | 16 |
|------------|------------|-------------------|------------|--------------|-----|--|---|----------------------|----------------------------------|--|--|--|--|-------------------------------------|----|
| Group Code | Group Name | NAIC Company Code | ID Number  | Federal RSSD | CIK | Name of Securities Exchange if Publicly Traded (U.S. or International) | Names of Parent, Subsidiaries Or Affiliates | Domiciliary Location | Relationship to Reporting Entity | Directly Controlled by (Name of Entity/Person) | Type of Control (Ownership, Board, Management, Attorney-in-Fact, Influence, Other) | If Control is Ownership Provide Percentage | Ultimate Controlling Entity(ies)/Person(s) | Is an SCA Filing Required? (Yes/No) | *  |
|            |            | 00000             | 88-1643733 |              |     |  | Willow Park Endoscopy Center, LLC           | TX                   | NIA                              | Surgical Care Affiliates, LLC                  | Influence  | 0.000                                      | UnitedHealth Group Incorporated            | NO                                  |    |
|            |            | 00000             | 27-4816583 |              |     |  | Wilson Creek Surgical Center, LLC           | TX                   | NIA                              | Surgical Care Affiliates, LLC                  | Influence  | 0.000                                      | UnitedHealth Group Incorporated            | NO                                  |    |
|            |            | 00000             | 85-3366699 |              |     |  | Woodbury Surgery Center, LLC                | MN                   | NIA                              | SCA Woodbury Holdings, LLC                     | Ownership  | 62.036                                     | UnitedHealth Group Incorporated            | NO                                  | 2  |
|            |            | 00000             | 52-2102846 |              |     |  | XLHealth Corporation                        | MD                   | NIA                              | United HealthCare Services, Inc.               | Ownership  | 100.000                                    | UnitedHealth Group Incorporated            | NO                                  |    |
|            |            | 00000             | 98-1107695 |              |     |  | XLHealth Corporation India Private Limited  | IND                  | NIA                              | XLHealth Corporation                           | Ownership  | 99.998                                     | UnitedHealth Group Incorporated            | NO                                  |    |
|            |            | 00000             | 98-1107695 |              |     |  | XLHealth Corporation India Private Limited  | IND                  | NIA                              | UnitedHealth International, Inc.               | Ownership  | 0.002                                      | UnitedHealth Group Incorporated            | NO                                  |    |
|            |            | 00000             | 46-3537245 |              |     |  | XLHome Michigan, P.C.                       | MI                   | NIA                              | Physician(s) Owned                             | Influence  | 0.000                                      | UnitedHealth Group Incorporated            | NO                                  | 1  |
|            |            | 00000             | 45-5530241 |              |     |  | XLHome Northeast, P.C.                      | NJ                   | NIA                              | Physician(s) Owned                             | Influence  | 0.000                                      | UnitedHealth Group Incorporated            | NO                                  | 1  |
|            |            | 00000             | 46-2931689 |              |     |  | XLHome Oklahoma, Inc.                       | OK                   | NIA                              | Physician(s) Owned                             | Influence  | 0.000                                      | UnitedHealth Group Incorporated            | NO                                  | 1  |
|            |            | 00000             | 27-3543997 |              |     |  | XLHome, P.C.                                | MD                   | NIA                              | Physician(s) Owned                             | Influence  | 0.000                                      | UnitedHealth Group Incorporated            | NO                                  | 1  |
|            |            | 00000             | 81-2385235 |              |     |  | Xplor Counseling, LLC                       | HI                   | NIA                              | Refresh Mental Health, Inc.                    | Ownership  | 100.000                                    | UnitedHealth Group Incorporated            | NO                                  |    |

| Asterisk | Explanation   |
|----------|---|
| 1        | Represents a physician or physicians' owned entity (with respect to the ultimate controlling entity), where the entity is deemed to be influenced by the ultimate controlling entity. |
| 2        | Represents a minority-owned entity (with respect to the controlling entity), where the entity is deemed to be influenced by the ultimate controlling entity.                          |
| 3        | LHC Group acquisition closed in Q1 2023, which included several hundred subsidiaries. These subsidiaries will be added throughout 2023 as more information is available.              |



# SUPPLEMENTAL EXHIBITS AND SCHEDULES INTERROGATORIES

The following supplemental reports are required to be filed as part of your statement filing. However, in the event that your company does not transact the type of business for which the special report must be filed, your response of NO to the specific interrogatory will be accepted in lieu of filing a "NONE" report and a bar code will be printed below. If the supplement is required of your company but is not being filed for whatever reason enter SEE EXPLANATION and provide an explanation following the interrogatory questions.

|   | Response |
|---|----------|
| 1. Will the Medicare Part D Coverage Supplement be filed with the state of domicile and the NAIC with this statement? ..... | NO       |

**AUGUST FILING**

|  |     |
|--|-----|
| 2. Will the regulator-only (non-public) Communication of Internal Control Related Matters Noted in Audit be filed with the state of domicile and electronically with the NAIC (as a regulator-only non-public document) by August 1? The response for 1st and 3rd quarters should be N/A. A NO response resulting with a bar code is only appropriate in the 2nd quarter. .... | N/A |
|--|-----|

Explanation:

1.

Bar Code:

1. Medicare Part D Coverage Supplement [Document Identifier 365]



**OVERFLOW PAGE FOR WRITE-INS**

**NONE**

**SCHEDULE A - VERIFICATION**

Real Estate

|  | 1<br>Year to Date | 2<br>Prior Year Ended<br>December 31 |
|--|-------------------|--------------------------------------|
| 1. Book/adjusted carrying value, December 31 of prior year .....                           |                   |                                      |
| 2. Cost of acquired:   |                   |                                      |
| 2.1 Actual cost at time of acquisition .....   |                   |                                      |
| 2.2 Additional investment made after acquisition .....                                     |                   |                                      |
| 3. Current year change in encumbrances .....   |                   |                                      |
| 4. Total gain (loss) on disposals .....  |                   |                                      |
| 5. Deduct amounts received on disposals .....  |                   |                                      |
| 6. Total foreign exchange change in book/adjusted carrying value .....                     |                   |                                      |
| 7. Deduct current year's other than temporary impairment recognized .....                  |                   |                                      |
| 8. Deduct current year's depreciation .....  |                   |                                      |
| 9. Book/adjusted carrying value at the end of current period (Lines 1+2+3+4-5+6-7-8) ..... |                   |                                      |
| 10. Deduct total nonadmitted amounts .....   |                   |                                      |
| 11. Statement value at end of current period (Line 9 minus Line 10)                        |                   |                                      |

**NONE**

**SCHEDULE B - VERIFICATION**

Mortgage Loans

|   | 1<br>Year to Date | 2<br>Prior Year Ended<br>December 31 |
|---|-------------------|--------------------------------------|
| 1. Book value/recorded investment excluding accrued interest, December 31 of prior year .....                             |                   |                                      |
| 2. Cost of acquired:  |                   |                                      |
| 2.1 Actual cost at time of acquisition .....  |                   |                                      |
| 2.2 Additional investment made after acquisition .....  |                   |                                      |
| 3. Capitalized deferred interest and other .....  |                   |                                      |
| 4. Accrual of discount .....  |                   |                                      |
| 5. Unrealized valuation increase (decrease) .....   |                   |                                      |
| 6. Total gain (loss) on disposals .....   |                   |                                      |
| 7. Deduct amounts received on disposals .....   |                   |                                      |
| 8. Deduct amortization of premium and mortgage interest paid and commitment fees .....                                    |                   |                                      |
| 9. Total foreign exchange change in book value/recorded investment excluding accrued interest .....                       |                   |                                      |
| 10. Deduct current year's other than temporary impairment recognized .....  |                   |                                      |
| 11. Book value/recorded investment excluding accrued interest at end of current period (Lines 1+2+3+4+5+6-7-8+9-10) ..... |                   |                                      |
| 12. Total valuation allowance .....   |                   |                                      |
| 13. Subtotal (Line 11 plus Line 12) .....   |                   |                                      |
| 14. Deduct total nonadmitted amounts .....  |                   |                                      |
| 15. Statement value at end of current period (Line 13 minus Line 14)  |                   |                                      |

**NONE**

**SCHEDULE BA - VERIFICATION**

Other Long-Term Invested Assets

|  | 1<br>Year to Date | 2<br>Prior Year Ended<br>December 31 |
|--|-------------------|--------------------------------------|
| 1. Book/adjusted carrying value, December 31 of prior year .....                             | 3,996,186         | 5,917,181                            |
| 2. Cost of acquired:   |                   |                                      |
| 2.1 Actual cost at time of acquisition .....   | 0                 | 0                                    |
| 2.2 Additional investment made after acquisition .....                                       | 0                 | 0                                    |
| 3. Capitalized deferred interest and other .....   | 0                 | 0                                    |
| 4. Accrual of discount .....   | 0                 | 0                                    |
| 5. Unrealized valuation increase (decrease) .....  | 0                 | 0                                    |
| 6. Total gain (loss) on disposals .....  | 0                 | 0                                    |
| 7. Deduct amounts received on disposals .....  | 0                 | 0                                    |
| 8. Deduct amortization of premium and depreciation .....                                     | 622,192           | 1,920,995                            |
| 9. Total foreign exchange change in book/adjusted carrying value .....                       | 0                 | 0                                    |
| 10. Deduct current year's other than temporary impairment recognized .....                   | 0                 | 0                                    |
| 11. Book/adjusted carrying value at end of current period (Lines 1+2+3+4+5+6-7-8+9-10) ..... | 3,373,994         | 3,996,186                            |
| 12. Deduct total nonadmitted amounts .....   | 0                 | 0                                    |
| 13. Statement value at end of current period (Line 11 minus Line 12)                         | 3,373,994         | 3,996,186                            |

**SCHEDULE D - VERIFICATION**

Bonds and Stocks

|   | 1<br>Year to Date | 2<br>Prior Year Ended<br>December 31 |
|---|-------------------|--------------------------------------|
| 1. Book/adjusted carrying value of bonds and stocks, December 31 of prior year .....                      | 768,456,306       | 723,311,986                          |
| 2. Cost of bonds and stocks acquired .....  | 41,171,667        | 273,514,040                          |
| 3. Accrual of discount .....  | 328,713           | 512,002                              |
| 4. Unrealized valuation increase (decrease) .....   | 0                 | 0                                    |
| 5. Total gain (loss) on disposals .....   | (6,684)           | (3,171,126)                          |
| 6. Deduct consideration for bonds and stocks disposed of .....  | 14,855,783        | 218,415,808                          |
| 7. Deduct amortization of premium .....   | 1,680,922         | 7,512,075                            |
| 8. Total foreign exchange change in book/adjusted carrying value .....                                    | 0                 | 0                                    |
| 9. Deduct current year's other than temporary impairment recognized .....                                 | 0                 | 0                                    |
| 10. Total investment income recognized as a result of prepayment penalties and/or acceleration fees ..... | 0                 | 217,287                              |
| 11. Book/adjusted carrying value at end of current period (Lines 1+2+3+4+5-6-7+8-9+10) .....              | 793,413,297       | 768,456,306                          |
| 12. Deduct total nonadmitted amounts .....  | 0                 | 0                                    |
| 13. Statement value at end of current period (Line 11 minus Line 12)                                      | 793,413,297       | 768,456,306                          |

STATEMENT AS OF MARCH 31, 2023 OF THE UnitedHealthcare Plan of the River Valley, Inc.

**SCHEDULE D - PART 1B**

Showing the Acquisitions, Dispositions and Non-Trading Activity  
During the Current Quarter for all Bonds and Preferred Stock by NAIC Designation

| NAIC Designation                    | 1<br>Book/Adjusted<br>Carrying Value<br>Beginning<br>of Current Quarter | 2<br>Acquisitions<br>During<br>Current Quarter | 3<br>Dispositions<br>During<br>Current Quarter | 4<br>Non-Trading Activity<br>During<br>Current Quarter | 5<br>Book/Adjusted<br>Carrying Value<br>End of<br>First Quarter | 6<br>Book/Adjusted<br>Carrying Value<br>End of<br>Second Quarter | 7<br>Book/Adjusted<br>Carrying Value<br>End of<br>Third Quarter | 8<br>Book/Adjusted<br>Carrying Value<br>December 31<br>Prior Year |
|-------------------------------------|---|--|--|--|---|--|---|---|
| <b>BONDS</b>                        |   |  |  |  |   |  |   |   |
| 1. NAIC 1 (a) .....                 | 796,065,713   | 72,500,380                                     | 62,442,467                                     | (872,946)  | 805,250,680   | 0  | 0   | 796,065,713   |
| 2. NAIC 2 (a) .....                 | 110,219,984   | 10,619,517                                     | 9,301,065                                      | 278,210  | 111,816,646   | 0  | 0   | 110,219,984   |
| 3. NAIC 3 (a) .....                 | 0   | 0  | 0  | 0  | 0   | 0  | 0   | 0   |
| 4. NAIC 4 (a) .....                 | 0   | 0  | 0  | 0  | 0   | 0  | 0   | 0   |
| 5. NAIC 5 (a) .....                 | 0   | 0  | 0  | 0  | 0   | 0  | 0   | 0   |
| 6. NAIC 6 (a) .....                 | 0   | 0  | 0  | 0  | 0   | 0  | 0   | 0   |
| 7. Total Bonds                      | 906,285,697   | 83,119,897                                     | 71,743,532                                     | (594,736)  | 917,067,326   | 0  | 0   | 906,285,697   |
| <b>PREFERRED STOCK</b>              |   |  |  |  |   |  |   |   |
| 8. NAIC 1 .....                     | 0   | 0  | 0  | 0  | 0   | 0  | 0   | 0   |
| 9. NAIC 2 .....                     | 0   | 0  | 0  | 0  | 0   | 0  | 0   | 0   |
| 10. NAIC 3 .....                    | 0   | 0  | 0  | 0  | 0   | 0  | 0   | 0   |
| 11. NAIC 4 .....                    | 0   | 0  | 0  | 0  | 0   | 0  | 0   | 0   |
| 12. NAIC 5 .....                    | 0   | 0  | 0  | 0  | 0   | 0  | 0   | 0   |
| 13. NAIC 6 .....                    | 0   | 0  | 0  | 0  | 0   | 0  | 0   | 0   |
| 14. Total Preferred Stock .....     | 0   | 0  | 0  | 0  | 0   | 0  | 0   | 0   |
| 15. Total Bonds and Preferred Stock | 906,285,697   | 83,119,897                                     | 71,743,532                                     | (594,736)  | 917,067,326   | 0  | 0   | 906,285,697   |

(a) Book/Adjusted Carrying Value column for the end of the current reporting period includes the following amount of short-term and cash equivalent bonds by NAIC designation:

NAIC 1 \$ 120,784,013 ; NAIC 2 \$ 2,870,017 ; NAIC 3 \$ 0 ; NAIC 4 \$ 0 ; NAIC 5 \$ 0 ; NAIC 6 \$ 0

S102

**SCHEDULE DA - PART 1**

Short-Term Investments

|                   | 1<br>Book/Adjusted<br>Carrying Value | 2<br>Par Value | 3<br>Actual Cost | 4<br>Interest Collected<br>Year-to-Date | 5<br>Paid for<br>Accrued Interest<br>Year-to-Date |
|-------------------|--------------------------------------|----------------|------------------|---|---|
| 7709999999 Totals | 117,707,419                          | xxx            | 116,668,309      | 77,888                                  | 7,889   |

**SCHEDULE DA - VERIFICATION**

Short-Term Investments

|   | 1<br>Year To Date | 2<br>Prior Year Ended<br>December 31 |
|---|-------------------|--------------------------------------|
| 1. Book/adjusted carrying value, December 31 of prior year .....                          | 131,489,194       | 18,910,949                           |
| 2. Cost of short-term investments acquired .....  | 30,252,542        | 177,340,455                          |
| 3. Accrual of discount .....  | 737,643           | 652,199                              |
| 4. Unrealized valuation increase (decrease) .....   | 0                 | 0                                    |
| 5. Total gain (loss) on disposals .....   | (65)              | (10,755)                             |
| 6. Deduct consideration received on disposals .....                                       | 44,731,000        | 65,040,000                           |
| 7. Deduct amortization of premium .....   | 40,895            | 363,654                              |
| 8. Total foreign exchange change in book/adjusted carrying value .....                    | 0                 | 0                                    |
| 9. Deduct current year's other than temporary impairment recognized .....                 | 0                 | 0                                    |
| 10. Book/adjusted carrying value at end of current period (Lines 1+2+3+4+5-6-7+8-9) ..... | 117,707,419       | 131,489,194                          |
| 11. Deduct total nonadmitted amounts .....  | 0                 | 0                                    |
| 12. Statement value at end of current period (Line 10 minus Line 11)                      | 117,707,419       | 131,489,194                          |

Schedule DB - Part A - Verification - Options, Caps, Floors, Collars, Swaps and Forwards

**N O N E**

Schedule DB - Part B - Verification - Futures Contracts

**N O N E**

Schedule DB - Part C - Section 1 - Replication (Synthetic Asset) Transactions (RSATs) Open

**N O N E**

Schedule DB-Part C-Section 2-Reconciliation of Replication (Synthetic Asset) Transactions Open

**N O N E**

Schedule DB - Verification - Book/Adjusted Carrying Value, Fair Value and Potential Exposure of  
Derivatives

**N O N E**

**SCHEDULE E - PART 2 - VERIFICATION**

(Cash Equivalents)

|   | 1             | 2                               |
|---|---------------|---------------------------------|
|   | Year To Date  | Prior Year Ended<br>December 31 |
| 1. Book/adjusted carrying value, December 31 of prior year .....                          | 84,654,697    | 247,243,272                     |
| 2. Cost of cash equivalents acquired .....  | 2,295,040,772 | 8,231,036,043                   |
| 3. Accrual of discount .....  | 60,725        | 81,811                          |
| 4. Unrealized valuation increase (decrease) .....   | 0             | 0                               |
| 5. Total gain (loss) on disposals .....   | 0             | 0                               |
| 6. Deduct consideration received on disposals .....                                       | 2,150,148,407 | 8,393,703,749                   |
| 7. Deduct amortization of premium .....   | 0             | 2,680                           |
| 8. Total foreign exchange change in book/adjusted carrying value .....                    | 0             | 0                               |
| 9. Deduct current year's other than temporary impairment recognized .....                 | 0             | 0                               |
| 10. Book/adjusted carrying value at end of current period (Lines 1+2+3+4+5-6-7+8-9) ..... | 229,607,787   | 84,654,697                      |
| 11. Deduct total nonadmitted amounts .....  | 0             | 0                               |
| 12. Statement value at end of current period (Line 10 minus Line 11)                      | 229,607,787   | 84,654,697                      |

Schedule A - Part 2 - Real Estate Acquired and Additions Made

**N O N E**

Schedule A - Part 3 - Real Estate Disposed

**N O N E**

Schedule B - Part 2 - Mortgage Loans Acquired and Additions Made

**N O N E**

Schedule B - Part 3 - Mortgage Loans Disposed, Transferred or Repaid

**N O N E**

Schedule BA - Part 2 - Other Long-Term Invested Assets Acquired and Additions Made

**N O N E**

Schedule BA - Part 3 - Other Long-Term Invested Assets Disposed, Transferred or Repaid

**N O N E**



STATEMENT AS OF MARCH 31, 2023 OF THE UnitedHealthcare Plan of the River Valley, Inc.

**SCHEDULE D - PART 3**

Show All Long-Term Bonds and Stock Acquired During the Current Quarter

| 1                    | 2  | 3       | 4             | 5                        | 6                         | 7           | 8          | 9                                       | 10  |
|----------------------|--|---------|---------------|--------------------------|---------------------------|-------------|------------|---|---|
| CUSIP Identification | Description  | Foreign | Date Acquired | Name of Vendor           | Number of Shares of Stock | Actual Cost | Par Value  | Paid for Accrued Interest and Dividends | NAIC Designation, NAIC Designation Modifier and SVO Administrative Symbol |
| 3133EP-BF-1          | FEDERAL FARM CREDIT BANK Agency Note 4                         |         | 02/13/2023    | Cantor Fitzgerald        |                           | 2,499,500   | 2,500,000  | 0                                       | 1.A FE  |
| 912828-ZC-7          | US Treasury Note 1.125% 02/28/25                               |         | 03/13/2023    | Deutsche Bank            |                           | 3,586,398   | 3,800,000  | 1,626                                   | 1.A   |
| 91282C-BH-3          | US Treasury Note 0.375% 01/31/26                               |         | 02/09/2023    | Morgan Stanley           |                           | 1,791,406   | 2,000,000  | 207                                     | 1.A   |
| 91282C-CL-3          | US Treasury Note 0.375% 07/15/24                               |         | 01/03/2023    | Wells Fargo              |                           | 2,345,313   | 2,500,000  | 4,407                                   | 1.A   |
| 91282C-DZ-1          | US Treasury Note 1.500% 02/15/25                               |         | 03/30/2023    | Morgan Stanley           |                           | 3,805,000   | 4,000,000  | 7,293                                   | 1.A FE  |
| 91282C-GG-0          | US Treasury Note 4.125% 01/31/25                               |         | 02/17/2023    | Harris Nesbitt Corp      |                           | 2,375,719   | 2,400,000  | 5,743                                   | 1.A FE  |
| 91282C-GN-5          | US Treasury Note 4.625% 02/28/25                               |         | 03/14/2023    | Deutsche Bank            |                           | 2,362,668   | 2,350,000  | 4,430                                   | 1.A FE  |
| 91282C-GR-6          | US Treasury Note 4.625% 03/15/26                               |         | 03/14/2023    | ScotiaMcLeod Corporation |                           | 3,546,484   | 3,500,000  | 0                                       | 1.A   |
| 0109999999           | Subtotal - Bonds - U.S. Governments                            |         |               |                          |                           | 22,312,488  | 23,050,000 | 23,706                                  | XXX   |
| 3130AT-UQ-8          | FHLB Note 4.750% 03/08/24                                      |         | 01/05/2023    | Various                  |                           | 2,271,025   | 2,275,000  | 18,763                                  | 1.B FE  |
| 0909999999           | Subtotal - Bonds - U.S. Special Revenues                       |         |               |                          |                           | 2,271,025   | 2,275,000  | 18,763                                  | XXX   |
| 031162-DM-9          | AMGEN INC Corp Note MW 5.250% 03/02/25                         |         | 02/15/2023    | Merrill Lynch            |                           | 559,630     | 560,000    | 0                                       | 2.A FE  |
| 053332-BD-3          | AUTOZONE INC Corp Note Call MW 4.750%                          |         | 01/23/2023    | JP Morgan Chase          |                           | 1,132,118   | 1,134,000  | 0                                       | 2.B FE  |
| 05593A-AC-3          | BMW Vehicle Lease Trust BMMLT 2023-1 A3                        |         | 02/07/2023    | Merrill Lynch            |                           | 323,992     | 324,000    | 0                                       | 1.A FE  |
| 15189Y-AG-1          | CENTERPOINT ENERGY RES Corp Note Call MW                       |         | 02/21/2023    | Bank of Nova Scotia      |                           | 1,780,285   | 1,786,000  | 0                                       | 1.G FE  |
| 26442E-AJ-9          | DUKE ENERGY OHIO INC Corp Note Call MW                         |         | 03/20/2023    | CitiGroup                |                           | 526,705     | 527,000    | 0                                       | 1.F FE  |
| 37045X-EB-8          | GENERAL MOTORS FINL CO Corp Note Call MW                       |         | 01/04/2023    | Deutsche Bank            |                           | 2,144,807   | 2,145,000  | 0                                       | 2.C FE  |
| 42824C-BL-2          | HP ENTERPRISE CO Corp Note Non Call 5                          |         | 03/07/2023    | HSBC Securities Inc      |                           | 448,704     | 449,000    | 0                                       | 2.B FE  |
| 43815J-AC-7          | Honda Auto Receivables Owner T HAROT 202                       |         | 02/16/2023    | CitiGroup                |                           | 1,206,776   | 1,207,000  | 0                                       | 1.A FE  |
| 50117K-AC-4          | Kubota Credit Owner Trust KOOT 2023-1A A                       |         | 03/28/2023    | Mizuho Investor Sec Co   |                           | 1,062,834   | 1,063,000  | 0                                       | 1.A FE  |
| 55279H-AV-2          | MANUF & TRADERS TRUST CO Corp Note Call                        |         | 01/24/2023    | Merrill Lynch            |                           | 1,690,054   | 1,693,000  | 0                                       | 1.G FE  |
| 65339K-BP-4          | NEXTERA ENERGY CAPITAL Corp Note Non-Cal                       |         | 02/22/2023    | Merrill Lynch            |                           | 1,804,500   | 1,800,000  | 0                                       | 2.A FE  |
| 65473P-AN-5          | NISOURCE INC Corp Note Call MW 5.250%                          |         | 03/21/2023    | JP Morgan Chase          |                           | 167,713     | 168,000    | 0                                       | 2.B FE  |
| 75951A-CY-2          | RELIANCE STAND LIFE II Corp Note Non Cal                       |         | 01/26/2023    | Credit Suisse            |                           | 1,132,000   | 1,132,000  | 0                                       | 1.E FE  |
| 806851-AG-6          | SCHLUMBERGER HLDGS CORP Corp Note Call M                       |         | 01/20/2023    | Various                  |                           | 282,928     | 289,000    | 1,060                                   | 2.A FE  |
| 857477-BZ-5          | STATE STREET CORP Corp Note Call 4.857                         |         | 01/23/2023    | Goldman Sachs            |                           | 293,000     | 293,000    | 0                                       | 1.E FE  |
| 969457-CH-1          | WILLIAMS COMPANIES INC Corp Note MW 5                          |         | 02/27/2023    | Mizuho Investor Sec Co   |                           | 2,032,108   | 2,034,000  | 0                                       | 2.B FE  |
| 1109999999           | Subtotal - Bonds - Industrial and Miscellaneous (Unaffiliated) |         |               |                          |                           | 16,588,154  | 16,604,000 | 1,060                                   | XXX   |
| 2509999997           | Total - Bonds - Part 3   |         |               |                          |                           | 41,171,667  | 41,929,000 | 43,529                                  | XXX   |
| 2509999998           | Total - Bonds - Part 5   |         |               |                          |                           | XXX         | XXX        | XXX                                     | XXX   |
| 2509999999           | Total - Bonds  |         |               |                          |                           | 41,171,667  | 41,929,000 | 43,529                                  | XXX   |
| 4509999997           | Total - Preferred Stocks - Part 3                              |         |               |                          |                           | 0           | XXX        | 0                                       | XXX   |
| 4509999998           | Total - Preferred Stocks - Part 5                              |         |               |                          |                           | XXX         | XXX        | XXX                                     | XXX   |
| 4509999999           | Total - Preferred Stocks                                       |         |               |                          |                           | 0           | XXX        | 0                                       | XXX   |
| 5989999997           | Total - Common Stocks - Part 3                                 |         |               |                          |                           | 0           | XXX        | 0                                       | XXX   |
| 5989999998           | Total - Common Stocks - Part 5                                 |         |               |                          |                           | XXX         | XXX        | XXX                                     | XXX   |
| 5989999999           | Total - Common Stocks  |         |               |                          |                           | 0           | XXX        | 0                                       | XXX   |
| 5999999999           | Total - Preferred and Common Stocks                            |         |               |                          |                           | 0           | XXX        | 0                                       | XXX   |
| 6009999999           | Totals   |         |               |                          |                           | 41,171,667  | XXX        | 43,529                                  | XXX   |

E04

STATEMENT AS OF MARCH 31, 2023 OF THE UnitedHealthcare Plan of the River Valley, Inc.

**SCHEDULE D - PART 4**

Show All Long-Term Bonds and Stock Sold, Redeemed or Otherwise Disposed of During the Current Quarter

| 1  | 2                                      | 3       | 4             | 5                 | 6                         | 7             | 8         | 9           | 10                                      | Change In Book/Adjusted Carrying Value   |   |   |   |  | 16  | 17                                       | 18                               | 19                            | 20   | 21                               | 22  |     |
|--|--|---------|---------------|-------------------|---------------------------|---------------|-----------|-------------|---|--|---|---|---|--|---|--|----------------------------------|-------------------------------|--|----------------------------------|---|-----|
|  |  |         |               |                   |                           |               |           |             |   | 11                                       | 12                                      | 13  | 14  | 15   |   |  |                                  |                               |  |                                  |   |     |
| CUSIP Identification                                   | Description                            | Foreign | Disposal Date | Name of Purchaser | Number of Shares of Stock | Consideration | Par Value | Actual Cost | Prior Year Book/Adjusted Carrying Value | Unrealized Valuation Increase/(Decrease) | Current Year's (Amortization)/Accretion | Current Year's Other Than Temporary Impairment Recognized | Total Change in Book/Adjusted Carrying Value (11 + 12 - 13) | Total Foreign Exchange Change in Book /Adjusted Carrying Value | Book/Adjusted Carrying Value at Disposal Date | Foreign Exchange Gain (Loss) on Disposal | Realized Gain (Loss) on Disposal | Total Gain (Loss) on Disposal | Bond Interest/Stock Dividends Received During Year | Stated Contractual Maturity Date | NAIC Designation, NAIC Designation Modifier and SVO Administrative Symbol |     |
| ..912828-4D-9  | US Treasury Note 2.500% 03/31/23       |         | 03/31/2023    | Maturity          |                           | 1,600,000     | 1,600,000 | 1,655,563   | 1,609,016                               | 0  | (9,016)                                 | 0   | (9,016)   | 0  | 1,600,000                                     | 0  | 0                                | 0                             | 20,000   | 03/31/2023                       | 1.A   |     |
| ..91282C-BD-2  | US Treasury Note 0.125% 12/31/22       |         | 01/03/2023    | Maturity          |                           | 1,700,000     | 1,700,000 | 1,700,066   | 1,700,000                               | 0  | 0                                       | 0   | 0   | 0  | 1,700,000                                     | 0  | 0                                | 0                             | 1,063  | 12/31/2022                       | 1.A   |     |
| <b>0109999999. Subtotal - Bonds - U.S. Governments</b> |  |         |               |                   |                           | 3,300,000     | 3,300,000 | 3,355,629   | 3,309,016                               | 0  | (9,016)                                 | 0   | (9,016)   | 0  | 3,300,000                                     | 0  | 0                                | 0                             | 21,063   | XXX                              | XXX   |     |
| ..3128MJ-2L-3  | FHLMC Pool G08778 MBS 3.000% 09/01/47  |         | 03/01/2023    | Paydown           |                           | 5,784         | 5,784     | 5,771       | 5,771                                   | 0  | 13                                      | 0   | 13  | 0  | 5,784   | 0  | 0                                | 0                             | 0  | 26                               | 09/01/2047  | 1.A |
| ..3128MJ-3J-7  | FHLMC Pool G08800 MBS 3.500% 02/01/48  |         | 03/01/2023    | Paydown           |                           | 6,451         | 6,451     | 6,504       | 6,501                                   | 0  | (50)                                    | 0   | (50)  | 0  | 6,451   | 0  | 0                                | 0                             | 36   | 02/01/2048                       | 1.A   |     |
| ..3128MJ-4A-5  | FHLMC Pool G08816 MBS 3.500% 06/01/48  |         | 03/01/2023    | Paydown           |                           | 9,402         | 9,402     | 9,474       | 9,470                                   | 0  | (68)                                    | 0   | (68)  | 0  | 9,402   | 0  | 0                                | 0                             | 50   | 06/01/2048                       | 1.A   |     |
| ..3128MJ-6T-2  | FHLMC Pool G08881 MBS 3.500% 06/01/49  |         | 03/01/2023    | Paydown           |                           | 6,748         | 6,748     | 6,917       | 6,911                                   | 0  | (68)                                    | 0   | (68)  | 0  | 6,748   | 0  | 0                                | 0                             | 38   | 06/01/2049                       | 1.A   |     |
| ..3128MJ-V5-6  | FHLMC Pool G08635 MBS 3.000% 04/01/45  |         | 03/01/2023    | Paydown           |                           | 5,627         | 5,627     | 5,635       | 5,634                                   | 0  | (7)                                     | 0   | (7)   | 0  | 5,627   | 0  | 0                                | 0                             | 25   | 04/01/2045                       | 1.A   |     |
| ..3128MJ-XX-3  | FHLMC Pool G08693 MBS 3.500% 02/01/46  |         | 03/01/2023    | Paydown           |                           | 6,669         | 6,669     | 6,803       | 6,796                                   | 0  | (127)                                   | 0   | (127)   | 0  | 6,669   | 0  | 0                                | 0                             | 36   | 02/01/2046                       | 1.A   |     |
| ..3128MJ-ZM-5  | FHLMC Pool G08747 MBS 3.000% 01/01/47  |         | 03/01/2023    | Paydown           |                           | 20,339        | 20,339    | 20,301      | 20,302                                  | 0  | 37                                      | 0   | 37  | 0  | 20,339  | 0  | 0                                | 0                             | 96   | 01/01/2047                       | 1.A   |     |
| ..3128PL-PR-7  | FHLMC Pool J08532 MBS 5.500% 08/01/23  |         | 03/01/2023    | Paydown           |                           | 2,795         | 2,795     | 2,827       | 2,792                                   | 0  | 4                                       | 0   | 4   | 0  | 2,795   | 0  | 0                                | 0                             | 26   | 08/01/2023                       | 1.A   |     |
| ..3128PU-WIF-5   | FHLMC Pool J15146 MBS 4.500% 04/01/26  |         | 03/01/2023    | Paydown           |                           | 2,208         | 2,208     | 2,347       | 2,238                                   | 0  | (30)                                    | 0   | (30)  | 0  | 2,208   | 0  | 0                                | 0                             | 17   | 04/01/2026                       | 1.A   |     |
| ..3128PV-F3-9  | FHLMC Pool J15586 MBS 4.500% 06/01/26  |         | 03/01/2023    | Paydown           |                           | 2,526         | 2,526     | 2,659       | 2,526                                   | 0  | (134)                                   | 0   | (134)   | 0  | 2,526   | 0  | 0                                | 0                             | 19   | 06/01/2026                       | 1.A   |     |
| ..312926-2P-2  | FHLMC Pool A80782 MBS 6.000% 08/01/38  |         | 03/01/2023    | Paydown           |                           | 311           | 311       | 317         | 314                                     | 0  | (3)                                     | 0   | (3)   | 0  | 311   | 0  | 0                                | 0                             | 3  | 08/01/2038                       | 1.A   |     |
| ..31292L-YA-7  | FHLMC Pool C04305 MBS 3.000% 11/01/42  |         | 03/01/2023    | Paydown           |                           | 5,471         | 5,471     | 5,705       | 5,661                                   | 0  | (190)                                   | 0   | (190)   | 0  | 5,471   | 0  | 0                                | 0                             | 26   | 11/01/2042                       | 1.A   |     |
| ..3131XY-WF-2  | FHLMC Pool ZM5146 MBS 4.000% 12/01/47  |         | 03/01/2023    | Paydown           |                           | 3,181         | 3,181     | 3,425       | 3,415                                   | 0  | (234)                                   | 0   | (234)   | 0  | 3,181   | 0  | 0                                | 0                             | 21   | 12/01/2047                       | 1.A   |     |
| ..3132AE-EZ-5  | FHLMC Pool ZT1952 MBS 4.000% 05/01/49  |         | 03/01/2023    | Paydown           |                           | 3,413         | 3,413     | 3,535       | 3,531                                   | 0  | (118)                                   | 0   | (118)   | 0  | 3,413   | 0  | 0                                | 0                             | 22   | 05/01/2049                       | 1.A   |     |
| ..3132AE-U8-0  | FHLMC Pool ZT2087 MBS 4.000% 06/01/49  |         | 03/01/2023    | Paydown           |                           | 9,614         | 9,614     | 9,980       | 9,964                                   | 0  | (351)                                   | 0   | (351)   | 0  | 9,614   | 0  | 0                                | 0                             | 54   | 06/01/2049                       | 1.A   |     |
| ..3132DM-BC-8  | FHLMC POOL SD0035 MBS 3.000% 04/01/47  |         | 03/01/2023    | Paydown           |                           | 13,865        | 13,865    | 14,105      | 14,088                                  | 0  | (224)                                   | 0   | (224)   | 0  | 13,865  | 0  | 0                                | 0                             | 63   | 04/01/2047                       | 1.A   |     |
| ..3132DN-2F-9  | FHLMC Pool SD1674 MBS 4.500% 10/01/52  |         | 03/01/2023    | Paydown           |                           | 76,974        | 76,974    | 73,450      | 73,469                                  | 0  | 3,505                                   | 0   | 3,505   | 0  | 76,974  | 0  | 0                                | 0                             | 679  | 10/01/2052                       | 1.A   |     |
| ..3132DN-YH-7  | FHLMC Pool SD1625 MBS 5.000% 09/01/52  |         | 03/01/2023    | Paydown           |                           | 125,223       | 125,223   | 122,288     | 122,301                                 | 0  | 2,921                                   | 0   | 2,921   | 0  | 125,223                                       | 0  | 0                                | 0                             | 1,149  | 09/01/2052                       | 1.A   |     |
| ..3132DV-3P-8  | FHLMC Pool SD8006 MBS 4.000% 08/01/49  |         | 03/01/2023    | Paydown           |                           | 8,681         | 8,681     | 9,010       | 8,681                                   | 0  | (319)                                   | 0   | (319)   | 0  | 8,681   | 0  | 0                                | 0                             | 57   | 08/01/2049                       | 1.A   |     |
| ..3132DV-7D-1  | FHLMC Pool SD8092 MBS 3.000% 09/01/50  |         | 03/01/2023    | Paydown           |                           | 34,795        | 34,795    | 36,529      | 36,483                                  | 0  | (1,688)                                 | 0   | (1,688)   | 0  | 34,795  | 0  | 0                                | 0                             | 177  | 09/01/2050                       | 1.A   |     |
| ..3132GF-JF-7  | FHLMC Pool Q02073 MBS 4.500% 07/01/41  |         | 03/01/2023    | Paydown           |                           | 10,313        | 10,313    | 11,162      | 11,083                                  | 0  | (771)                                   | 0   | (771)   | 0  | 10,313  | 0  | 0                                | 0                             | 66   | 07/01/2041                       | 1.A   |     |
| ..3132GV-US-0  | FHLMC Pool Q09862 MBS 3.500% 08/01/42  |         | 03/01/2023    | Paydown           |                           | 14,436        | 14,436    | 15,430      | 15,130                                  | 0  | (694)                                   | 0   | (694)   | 0  | 14,436  | 0  | 0                                | 0                             | 46   | 08/01/2042                       | 1.A   |     |
| ..3132HQ-DB-5  | FHLMC Pool Q13698 MBS 3.000% 12/01/42  |         | 03/01/2023    | Paydown           |                           | 4,185         | 4,185     | 4,382       | 4,323                                   | 0  | (139)                                   | 0   | (139)   | 0  | 4,185   | 0  | 0                                | 0                             | 21   | 12/01/2042                       | 1.A   |     |
| ..3132HQ-M4-1  | FHLMC Pool Q13979 MBS 3.000% 12/01/42  |         | 03/01/2023    | Paydown           |                           | 3,709         | 3,709     | 3,883       | 3,829                                   | 0  | (119)                                   | 0   | (119)   | 0  | 3,709   | 0  | 0                                | 0                             | 19   | 12/01/2042                       | 1.A   |     |
| ..3132JA-PW-9  | FHLMC Pool Q19036 MBS 3.500% 06/01/43  |         | 03/01/2023    | Paydown           |                           | 5,185         | 5,185     | 5,375       | 5,345                                   | 0  | (159)                                   | 0   | (159)   | 0  | 5,185   | 0  | 0                                | 0                             | 21   | 06/01/2043                       | 1.A   |     |
| ..3132L6-ST-9  | FHLMC Pool V81430 MBS 4.000% 11/01/44  |         | 03/01/2023    | Paydown           |                           | 9,977         | 9,977     | 10,357      | 10,324                                  | 0  | (348)                                   | 0   | (348)   | 0  | 9,977   | 0  | 0                                | 0                             | 87   | 11/01/2044                       | 1.A   |     |
| ..3132MA-VC-2  | FHLMC Pool Q29911 MBS 3.500% 11/01/44  |         | 03/01/2023    | Paydown           |                           | 6,840         | 6,840     | 7,197       | 7,121                                   | 0  | (281)                                   | 0   | (281)   | 0  | 6,840   | 0  | 0                                | 0                             | 40   | 11/01/2044                       | 1.A   |     |
| ..3132OL-BR-3  | FHLMC Pool Q30047 MBS 3.500% 11/01/44  |         | 03/01/2023    | Paydown           |                           | 936           | 936       | 969         | 969                                     | 0  | (31)                                    | 0   | (31)  | 0  | 936   | 0  | 0                                | 0                             | 5  | 11/01/2044                       | 1.A   |     |
| ..3132QM-6F-3  | FHLMC Pool Q31769 MBS 4.000% 03/01/45  |         | 03/01/2023    | Paydown           |                           | 1,316         | 1,316     | 1,399       | 1,381                                   | 0  | (65)                                    | 0   | (65)  | 0  | 1,316   | 0  | 0                                | 0                             | 9  | 03/01/2045                       | 1.A   |     |
| ..3132QN-XX-2  | FHLMC Pool Q32493 MBS 4.000% 04/01/45  |         | 03/01/2023    | Paydown           |                           | 1,843         | 1,843     | 1,957       | 1,933                                   | 0  | (91)                                    | 0   | (91)  | 0  | 1,843   | 0  | 0                                | 0                             | 13   | 04/01/2045                       | 1.A   |     |
| ..3132WH-SN-1  | FHLMC Pool Q44452 MBS 3.000% 11/01/46  |         | 03/01/2023    | Paydown           |                           | 8,500         | 8,500     | 8,460       | 8,460                                   | 0  | 39                                      | 0   | 39  | 0  | 8,500   | 0  | 0                                | 0                             | 42   | 11/01/2046                       | 1.A   |     |
| ..3132XU-SH-9  | FHLMC Pool Q52319 MBS 3.500% 11/01/47  |         | 03/01/2023    | Paydown           |                           | 11,971        | 11,971    | 11,995      | 11,993                                  | 0  | (23)                                    | 0   | (23)  | 0  | 11,971  | 0  | 0                                | 0                             | 63   | 11/01/2047                       | 1.A   |     |
| ..3132Y1-VV-4  | FHLMC Pool Q57923 MBS 4.000% 08/01/48  |         | 03/01/2023    | Paydown           |                           | 5,569         | 5,569     | 5,726       | 5,717                                   | 0  | (148)                                   | 0   | (148)   | 0  | 5,569   | 0  | 0                                | 0                             | 32   | 08/01/2048                       | 1.A   |     |
| ..3132Y2-PF-5  | FHLMC Pool Q58585 MBS 4.000% 09/01/48  |         | 03/01/2023    | Paydown           |                           | 3,466         | 3,466     | 3,566       | 3,562                                   | 0  | (96)                                    | 0   | (96)  | 0  | 3,466   | 0  | 0                                | 0                             | 25   | 09/01/2048                       | 1.A   |     |
| ..31335A-HP-6  | FHLMC Pool G60238 MBS 3.500% 10/01/45  |         | 03/01/2023    | Paydown           |                           | 18,231        | 18,231    | 19,040      | 18,999                                  | 0  | (768)                                   | 0   | (768)   | 0  | 18,231  | 0  | 0                                | 0                             | 103  | 10/01/2045                       | 1.A   |     |
| ..3133BJ-NU-2  | FHLMC Pool QE8503 MBS 5.000% 08/01/52  |         | 03/01/2023    | Paydown           |                           | 77,629        | 77,629    | 75,288      | 75,300                                  | 0  | 2,329                                   | 0   | 2,329   | 0  | 77,629  | 0  | 0                                | 0                             | 570  | 08/01/2052                       | 1.A   |     |
| ..3133KJ-AE-9  | FHLMC Pool Ra3605 MBS 2.500% 10/01/50  |         | 03/01/2023    | Paydown           |                           | 41,311        | 41,311    | 43,514      | 43,425                                  | 0  | (2,114)                                 | 0   | (2,114)   | 0  | 41,311  | 0  | 0                                | 0                             | 200  | 10/01/2050                       | 1.A   |     |
| ..3133KK-AH-2  | FHLMC Pool RA3608 MBS 2.500% 09/01/50  |         | 03/01/2023    | Paydown           |                           | 41,024        | 41,024    | 43,281      | 43,214                                  | 0  | (2,190)                                 | 0   | (2,190)   | 0  | 41,024  | 0  | 0                                | 0                             | 217  | 09/01/2050                       | 1.A   |     |
| ..3133KK-D6-3  | FHLMC Pool RA3725 MBS 2.000% 10/01/50  |         | 03/01/2023    | Paydown           |                           | 23,473        | 23,473    | 24,293      | 24,250                                  | 0  | (777)                                   | 0   | (777)   | 0  | 23,473  | 0  | 0                                | 0                             | 78   | 10/01/2050                       | 1.A   |     |
| ..3133KK-ND-7  | FHLMC Pool RA3988 MBS 2.500% 11/01/50  |         | 03/01/2023    | Paydown           |                           | 8,683         | 8,683     | 9,165       | 8,683                                   | 0  | (466)                                   | 0   | (466)   | 0  | 8,683   | 0  | 0                                | 0                             | 42   | 11/01/2050                       | 1.A   |     |
| ..3136AN-GF-8  | FNMA FNR 2015-22 HT RMBS 3.000% 04/25/ |         | 03/01/2023    | Paydown           |                           | 6,651         | 6,651     | 6,924       | 6,761                                   | 0  | (110)                                   | 0   | (110)   | 0  | 6,651   | 0  | 0                                | 0                             | 33   | 04/25/2045                       | 1.A   |     |
| ..3137BP-VM-8  | FHLMC FHMS K152 A1 CMBS 2.830% 05/25/3 |         | 03/01/2023    | Paydown           |                           | 16,668        | 16,668    | 17,001      | 16,783                                  | 0  | (115)                                   | 0   | (115)   | 0  | 16,668  | 0  | 0                                | 0                             | 82   | 05/25/2030                       | 1.A   |     |
| ..3138A2-BQ-1  | FNMA Pool AH0946 MBS 4.000% 12/01/40   |         | 03/01/2023    | Paydown           |                           | 1,404         | 1,404     | 1,475       | 1,460                                   | 0  | (57)                                    | 0   | (57)  | 0  | 1,404   | 0  | 0                                | 0                             | 9  | 12/01/2040                       | 1.A   |     |

E05

STATEMENT AS OF MARCH 31, 2023 OF THE UnitedHealthcare Plan of the River Valley, Inc.

**SCHEDULE D - PART 4**

Show All Long-Term Bonds and Stock Sold, Redeemed or Otherwise Disposed of During the Current Quarter

| 1                    | 2                                    | 3       | 4             | 5                 | 6                         | 7             | 8         | 9           | 10                                      | Change In Book/Adjusted Carrying Value   |   |   |   |  | 16  | 17                                       | 18                               | 19                            | 20   | 21                               | 22  |
|----------------------|--------------------------------------|---------|---------------|-------------------|---------------------------|---------------|-----------|-------------|---|--|---|---|---|--|---|--|----------------------------------|-------------------------------|--|----------------------------------|---|
|                      |                                      |         |               |                   |                           |               |           |             |   | 11                                       | 12                                      | 13  | 14  | 15   |   |  |                                  |                               |  |                                  |   |
| CUSIP Identification | Description                          | Foreign | Disposal Date | Name of Purchaser | Number of Shares of Stock | Consideration | Par Value | Actual Cost | Prior Year Book/Adjusted Carrying Value | Unrealized Valuation Increase/(Decrease) | Current Year's (Amortization)/Accretion | Current Year's Other Than Temporary Impairment Recognized | Total Change in Book/Adjusted Carrying Value (11 + 12 - 13) | Total Foreign Exchange Change in Book /Adjusted Carrying Value | Book/Adjusted Carrying Value at Disposal Date | Foreign Exchange Gain (Loss) on Disposal | Realized Gain (Loss) on Disposal | Total Gain (Loss) on Disposal | Bond Interest/Stock Dividends Received During Year | Stated Contractual Maturity Date | NAIC Designation, NAIC Designation Modifier and SVO Administrative Symbol |
| ..3138AP-DP-0        | FNMA Pool A19109 MBS 4.000% 05/01/42 |         | 03/01/2023    | Paydown           |                           | 10,584        | 10,584    | 11,422      | 11,150                                  | 0  | (567)                                   | 0   | (567)   | 0  | 10,584  | 0  | 0                                | 0                             | 71   | 05/01/2042                       | 1.A   |
| ..3138AT-CX-6        | FNMA Pool AJ1885 MBS 3.000% 03/01/42 |         | 03/01/2023    | Paydown           |                           | 68            | 68        | 72          | 70                                      | 0  | (3)                                     | 0   | (3)   | 0  | 68  | 0  | 0                                | 0                             | 0  | 03/01/2042                       | 1.A   |
| ..3138AW-EN-9        | FNMA Pool AJ4640 MBS 4.000% 10/01/41 |         | 03/01/2023    | Paydown           |                           | 1,160         | 1,160     | 1,225       | 1,221                                   | 0  | (60)                                    | 0   | (60)  | 0  | 1,160   | 0  | 0                                | 0                             | 8  | 10/01/2041                       | 1.A   |
| ..3138E9-YH-7        | FNMA Pool AK5211 MBS 3.000% 04/01/27 |         | 03/01/2023    | Paydown           |                           | 17,816        | 17,816    | 18,737      | 18,071                                  | 0  | (256)                                   | 0   | (256)   | 0  | 17,816  | 0  | 0                                | 0                             | 89   | 04/01/2027                       | 1.A   |
| ..3138EE-7J-2        | FNMA Pool AK9896 MBS 3.500% 07/01/42 |         | 03/01/2023    | Paydown           |                           | 3,224         | 3,224     | 3,440       | 3,375                                   | 0  | (151)                                   | 0   | (151)   | 0  | 3,224   | 0  | 0                                | 0                             | 19   | 07/01/2042                       | 1.A   |
| ..3138EN-LE-7        | FNMA Pool AL5724 MBS 4.500% 10/01/44 |         | 03/01/2023    | Paydown           |                           | 10,204        | 10,204    | 11,100      | 11,019                                  | 0  | (815)                                   | 0   | (815)   | 0  | 10,204  | 0  | 0                                | 0                             | 78   | 10/01/2044                       | 1.A   |
| ..3138EN-QA-0        | FNMA Pool A15848 MBS 4.000% 09/01/44 |         | 03/01/2023    | Paydown           |                           | 12,310        | 12,310    | 12,636      | 12,616                                  | 0  | (306)                                   | 0   | (306)   | 0  | 12,310  | 0  | 0                                | 0                             | 96   | 09/01/2044                       | 1.A   |
| ..3138EP-YR-9        | FNMA Pool AL7019 MBS 3.500% 11/01/42 |         | 03/01/2023    | Paydown           |                           | 7,145         | 7,145     | 7,288       | 7,273                                   | 0  | (128)                                   | 0   | (128)   | 0  | 7,145   | 0  | 0                                | 0                             | 39   | 11/01/2042                       | 1.A   |
| ..3138EQ-K8-4        | FNMA Pool AL7518 MBS 3.500% 10/01/45 |         | 03/01/2023    | Paydown           |                           | 6,663         | 6,663     | 7,109       | 7,075                                   | 0  | (412)                                   | 0   | (412)   | 0  | 6,663   | 0  | 0                                | 0                             | 46   | 10/01/2045                       | 1.A   |
| ..3138ER-FX-3        | FNMA Pool AL9181 MBS 3.000% 10/01/46 |         | 03/01/2023    | Paydown           |                           | 24,076        | 24,076    | 24,945      | 24,874                                  | 0  | (797)                                   | 0   | (797)   | 0  | 24,076  | 0  | 0                                | 0                             | 140  | 10/01/2046                       | 1.A   |
| ..3138MA-E3-2        | FNMA Pool AP1053 MBS 3.500% 07/01/42 |         | 03/01/2023    | Paydown           |                           | 4,139         | 4,139     | 4,418       | 4,336                                   | 0  | (196)                                   | 0   | (196)   | 0  | 4,139   | 0  | 0                                | 0                             | 25   | 07/01/2042                       | 1.A   |
| ..3138MA-TC-6        | FNMA Pool AP1446 MBS 3.500% 08/01/42 |         | 03/01/2023    | Paydown           |                           | 4,317         | 4,317     | 4,618       | 4,525                                   | 0  | (208)                                   | 0   | (208)   | 0  | 4,317   | 0  | 0                                | 0                             | 23   | 08/01/2042                       | 1.A   |
| ..3138M7-6J-9        | FNMA Pool AP4472 MBS 3.500% 08/01/42 |         | 03/01/2023    | Paydown           |                           | 729           | 729       | 778         | 770                                     | 0  | (41)                                    | 0   | (41)  | 0  | 729   | 0  | 0                                | 0                             | 4  | 08/01/2042                       | 1.A   |
| ..3138M9-3C-3        | FNMA Pool AP6194 MBS 3.500% 08/01/42 |         | 03/01/2023    | Paydown           |                           | 1,586         | 1,586     | 1,701       | 1,666                                   | 0  | (79)                                    | 0   | (79)  | 0  | 1,586   | 0  | 0                                | 0                             | 9  | 08/01/2042                       | 1.A   |
| ..3138M9-VP-3        | FNMA Pool AP6021 MBS 3.000% 04/01/43 |         | 03/01/2023    | Paydown           |                           | 16,072        | 16,072    | 16,468      | 16,388                                  | 0  | (316)                                   | 0   | (316)   | 0  | 16,072  | 0  | 0                                | 0                             | 103  | 04/01/2043                       | 1.A   |
| ..3138MK-VC-7        | FNMA Pool A04210 MBS 3.000% 11/01/42 |         | 03/01/2023    | Paydown           |                           | 10,274        | 10,274    | 10,824      | 10,655                                  | 0  | (381)                                   | 0   | (381)   | 0  | 10,274  | 0  | 0                                | 0                             | 51   | 11/01/2042                       | 1.A   |
| ..3138MS-AA-1        | FNMA Pool A09926 MBS 3.000% 12/01/42 |         | 03/01/2023    | Paydown           |                           | 3,066         | 3,066     | 3,224       | 3,177                                   | 0  | (111)                                   | 0   | (111)   | 0  | 3,066   | 0  | 0                                | 0                             | 15   | 12/01/2042                       | 1.A   |
| ..3138NI-XS-3        | FNMA Pool AR0688 MBS 3.000% 12/01/42 |         | 03/01/2023    | Paydown           |                           | 867           | 867       | 910         | 898                                     | 0  | (31)                                    | 0   | (31)  | 0  | 867   | 0  | 0                                | 0                             | 4  | 12/01/2042                       | 1.A   |
| ..3138NI-F3-2        | FNMA Pool AS2885 MBS 3.500% 07/01/44 |         | 03/01/2023    | Paydown           |                           | 3,319         | 3,319     | 3,402       | 3,381                                   | 0  | (61)                                    | 0   | (61)  | 0  | 3,319   | 0  | 0                                | 0                             | 18   | 07/01/2044                       | 1.A   |
| ..3138WF-M4-5        | FNMA Pool AS5778 MBS 3.500% 09/01/45 |         | 03/01/2023    | Paydown           |                           | 2,018         | 2,018     | 2,048       | 2,045                                   | 0  | (27)                                    | 0   | (27)  | 0  | 2,018   | 0  | 0                                | 0                             | 12   | 09/01/2045                       | 1.A   |
| ..3138WG-YP-3        | FNMA Pool AS7017 MBS 3.500% 04/01/46 |         | 03/01/2023    | Paydown           |                           | 11,141        | 11,141    | 11,758      | 11,642                                  | 0  | (500)                                   | 0   | (500)   | 0  | 11,141  | 0  | 0                                | 0                             | 52   | 04/01/2046                       | 1.A   |
| ..3138WJ-JD-1        | FNMA Pool AS8359 MBS 3.000% 11/01/46 |         | 03/01/2023    | Paydown           |                           | 8,213         | 8,213     | 8,668       | 8,652                                   | 0  | (440)                                   | 0   | (440)   | 0  | 8,213   | 0  | 0                                | 0                             | 42   | 11/01/2046                       | 1.A   |
| ..3138WK-3E-3        | FNMA Pool AS9796 MBS 3.500% 06/01/47 |         | 03/01/2023    | Paydown           |                           | 7,782         | 7,782     | 7,749       | 7,750                                   | 0  | 32                                      | 0   | 32  | 0  | 7,782   | 0  | 0                                | 0                             | 45   | 06/01/2047                       | 1.A   |
| ..3138WK-XE-0        | FNMA Pool AS9676 MBS 4.000% 05/01/47 |         | 03/01/2023    | Paydown           |                           | 9,151         | 9,151     | 9,636       | 9,610                                   | 0  | (459)                                   | 0   | (459)   | 0  | 9,151   | 0  | 0                                | 0                             | 72   | 05/01/2047                       | 1.A   |
| ..3138X9-WS-4        | FNMA Pool AU9656 MBS 4.500% 09/01/43 |         | 03/01/2023    | Paydown           |                           | 1,679         | 1,679     | 1,821       | 1,789                                   | 0  | (110)                                   | 0   | (110)   | 0  | 1,679   | 0  | 0                                | 0                             | 13   | 09/01/2043                       | 1.A   |
| ..3138XE-TZ-1        | FNMA Pool AV3267 MBS 5.000% 12/01/43 |         | 03/01/2023    | Paydown           |                           | 1,955         | 1,955     | 2,191       | 2,139                                   | 0  | (183)                                   | 0   | (183)   | 0  | 1,955   | 0  | 0                                | 0                             | 16   | 12/01/2043                       | 1.A   |
| ..3138Y7-D9-0        | FNMA Pool AX5527 MBS 3.500% 06/01/46 |         | 03/01/2023    | Paydown           |                           | 3,089         | 3,089     | 3,288       | 3,278                                   | 0  | (189)                                   | 0   | (189)   | 0  | 3,089   | 0  | 0                                | 0                             | 18   | 06/01/2046                       | 1.A   |
| ..3138YA-FD-2        | FNMA Pool AX8263 MBS 4.000% 12/01/44 |         | 03/01/2023    | Paydown           |                           | 1,519         | 1,519     | 1,618       | 1,596                                   | 0  | (76)                                    | 0   | (76)  | 0  | 1,519   | 0  | 0                                | 0                             | 10   | 12/01/2044                       | 1.A   |
| ..3138YB-DG-5        | FNMA Pool AX9102 MBS 4.500% 11/01/44 |         | 03/01/2023    | Paydown           |                           | 4,097         | 4,097     | 4,461       | 4,380                                   | 0  | (283)                                   | 0   | (283)   | 0  | 4,097   | 0  | 0                                | 0                             | 31   | 11/01/2044                       | 1.A   |
| ..3138YN-MS-3        | FNMA Pool AY8468 MBS 4.000% 08/01/45 |         | 03/01/2023    | Paydown           |                           | 42,811        | 42,811    | 45,674      | 45,064                                  | 0  | (2,253)                                 | 0   | (2,253)   | 0  | 42,811  | 0  | 0                                | 0                             | 156  | 08/01/2045                       | 1.A   |
| ..3140E0-6Q-3        | FNMA Pool AZ8078 MBS 3.500% 08/01/45 |         | 03/01/2023    | Paydown           |                           | 871           | 871       | 905         | 898                                     | 0  | (27)                                    | 0   | (27)  | 0  | 871   | 0  | 0                                | 0                             | 5  | 08/01/2045                       | 1.A   |
| ..3140EW-AM-7        | FNMA Pool BC1811 MBS 3.000% 04/01/46 |         | 03/01/2023    | Paydown           |                           | 7,835         | 7,835     | 8,130       | 8,120                                   | 0  | (285)                                   | 0   | (285)   | 0  | 7,835   | 0  | 0                                | 0                             | 33   | 04/01/2046                       | 1.A   |
| ..3140FO-US-1        | FNMA Pool BC5092 MBS 3.500% 11/01/43 |         | 03/01/2023    | Paydown           |                           | 4,037         | 4,037     | 4,299       | 4,285                                   | 0  | (247)                                   | 0   | (247)   | 0  | 4,037   | 0  | 0                                | 0                             | 24   | 11/01/2043                       | 1.A   |
| ..3140F1-YH-9        | FNMA Pool BC6111 MBS 3.500% 06/01/46 |         | 03/01/2023    | Paydown           |                           | 28,489        | 28,489    | 30,595      | 30,367                                  | 0  | (1,878)                                 | 0   | (1,878)   | 0  | 28,489  | 0  | 0                                | 0                             | 227  | 06/01/2046                       | 1.A   |
| ..3140F5-DT-7        | FNMA Pool BC9113 MBS 3.500% 05/01/46 |         | 03/01/2023    | Paydown           |                           | 39,587        | 39,587    | 42,382      | 41,847                                  | 0  | (2,260)                                 | 0   | (2,260)   | 0  | 39,587  | 0  | 0                                | 0                             | 119  | 05/01/2046                       | 1.A   |
| ..3140F9-RX-5        | FNMA Pool BD2301 MBS 3.000% 06/01/46 |         | 03/01/2023    | Paydown           |                           | 4,729         | 4,729     | 4,931       | 4,892                                   | 0  | (163)                                   | 0   | (163)   | 0  | 4,729   | 0  | 0                                | 0                             | 23   | 06/01/2046                       | 1.A   |
| ..3140GP-4K-1        | FNMA Pool BH1725 MBS 4.000% 06/01/47 |         | 03/01/2023    | Paydown           |                           | 32,398        | 32,398    | 34,220      | 34,154                                  | 0  | (1,756)                                 | 0   | (1,756)   | 0  | 32,398  | 0  | 0                                | 0                             | 117  | 06/01/2047                       | 1.A   |
| ..3140J6-GP-6        | FNMA Pool BM2005 MBS 4.000% 12/01/47 |         | 03/01/2023    | Paydown           |                           | 6,604         | 6,604     | 6,824       | 6,813                                   | 0  | (209)                                   | 0   | (209)   | 0  | 6,604   | 0  | 0                                | 0                             | 43   | 12/01/2047                       | 1.A   |
| ..3140J8-MR-1        | FNMA Pool BM3967 MBS 4.000% 11/01/46 |         | 03/01/2023    | Paydown           |                           | 14,806        | 14,806    | 15,913      | 15,859                                  | 0  | (1,053)                                 | 0   | (1,053)   | 0  | 14,806  | 0  | 0                                | 0                             | 98   | 11/01/2046                       | 1.A   |
| ..3140J8-VQ-3        | FNMA Pool BM4222 MBS 3.000% 01/01/44 |         | 03/01/2023    | Paydown           |                           | 31,451        | 31,451    | 32,377      | 32,306                                  | 0  | (855)                                   | 0   | (855)   | 0  | 31,451  | 0  | 0                                | 0                             | 155  | 01/01/2044                       | 1.A   |
| ..3140J9-QR-5        | FNMA Pool BM4963 MBS 3.000% 05/01/48 |         | 03/01/2023    | Paydown           |                           | 8,707         | 8,707     | 8,918       | 8,903                                   | 0  | (195)                                   | 0   | (195)   | 0  | 8,707   | 0  | 0                                | 0                             | 42   | 05/01/2048                       | 1.A   |
| ..3140J9-SN-2        | FNMA Pool BM5024 MBS 3.000% 11/01/48 |         | 03/01/2023    | Paydown           |                           | 7,063         | 7,063     | 7,229       | 7,221                                   | 0  | (158)                                   | 0   | (158)   | 0  | 7,063   | 0  | 0                                | 0                             | 34   | 11/01/2048                       | 1.A   |
| ..3140J9-UB-2        | FNMA Pool BM5106 MBS 4.500% 12/01/48 |         | 03/01/2023    | Paydown           |                           | 14,867        | 14,867    | 15,983      | 15,940                                  | 0  | (1,073)                                 | 0   | (1,073)   | 0  | 14,867  | 0  | 0                                | 0                             | 116  | 12/01/2048                       | 1.A   |
| ..3140JA-EH-6        | FNMA Pool BM5539 MBS 5.000% 01/01/49 |         | 03/01/2023    | Paydown           |                           | 31,172        | 31,172    | 34,255      | 34,141                                  | 0  | (2,969)                                 | 0   | (2,969)   | 0  | 31,172  | 0  | 0                                | 0                             | 286  | 01/01/2049                       | 1.A   |
| ..3140JA-FG-8        | FNMA Pool BM5566 MBS 4.500% 02/01/49 |         | 03/01/2023    | Paydown           |                           | 1,594         | 1,594     | 1,678       | 1,673                                   | 0  | (79)                                    | 0   | (79)  | 0  | 1,594   | 0  | 0                                | 0                             | 12   | 02/01/2049                       | 1.A   |
| ..3140JA-ND-6        | FNMA Pool BM5787 MBS 4.000% 08/01/47 |         | 03/01/2023    | Paydown           |                           | 4,824         | 4,824     | 4,980       | 4,971                                   | 0  | (147)                                   | 0   | (147)   | 0  | 4,824   | 0  | 0                                | 0                             | 35   | 08/01/2047                       | 1.A   |

STATEMENT AS OF MARCH 31, 2023 OF THE UnitedHealthcare Plan of the River Valley, Inc.

**SCHEDULE D - PART 4**

Show All Long-Term Bonds and Stock Sold, Redeemed or Otherwise Disposed of During the Current Quarter

| 1                    | 2  | 3       | 4             | 5                 | 6                         | 7             | 8         | 9           | 10                                       | Change In Book/Adjusted Carrying Value    |  |   |  |  | 16   | 17                                       | 18                               | 19                            | 20  | 21                               | 22  |
|----------------------|--|---------|---------------|-------------------|---------------------------|---------------|-----------|-------------|--|---|--|---|--|--|--|--|----------------------------------|-------------------------------|---|----------------------------------|---|
|                      |  |         |               |                   |                           |               |           |             |  | 11  | 12                                       | 13  | 14   | 15   |  |  |                                  |                               |   |                                  |   |
| CUSIP Identification | Description                              | Foreign | Disposal Date | Name of Purchaser | Number of Shares of Stock | Consideration | Par Value | Actual Cost | Prior Year Book/ Adjusted Carrying Value | Unrealized Valuation Increase/ (Decrease) | Current Year's (Amortization)/ Accretion | Current Year's Other Than Temporary Impairment Recognized | Total Change in Book/ Adjusted Carrying Value (11 + 12 - 13) | Total Foreign Exchange Change in Book /Adjusted Carrying Value | Book/ Adjusted Carrying Value at Disposal Date | Foreign Exchange Gain (Loss) on Disposal | Realized Gain (Loss) on Disposal | Total Gain (Loss) on Disposal | Bond Interest/ Stock Dividends Received During Year | Stated Contractual Maturity Date | NAIC Designation, NAIC Designation Modifier and SVO Administrative Symbol |
| ..3140JA-PG-7        | FNMA Pool BM5822 MBS 3.000% 11/01/48     |         | 03/01/2023    | Paydown           |                           | 8,658         | 8,658     | 8,743       | 8,737                                    | 0   | (79)                                     | 0   | (79)   | 0  | 8,658  | 0  | 0                                | 0                             | 42  | 11/01/2048                       | 1.A   |
| ..3140KE-HY-7        | FNMA Pool BP6546 MBS 3.000% 08/01/50     |         | 03/01/2023    | Paydown           |                           | 34,136        | 34,136    | 35,902      | 35,854                                   | 0   | (1,718)                                  | 0   | (1,718)  | 0  | 34,136   | 0  | 0                                | 0                             | 182   | 08/01/2050                       | 1.A   |
| ..3140MR-BM-8        | FNMA Pool BII0043 MBS 5.000% 07/01/52    |         | 03/01/2023    | Paydown           |                           | 67,364        | 67,364    | 65,333      | 65,345                                   | 0   | 2,019                                    | 0   | 2,019  | 0  | 67,364   | 0  | 0                                | 0                             | 636   | 07/01/2052                       | 1.A   |
| ..3140Q7-5V-5        | FNMA Pool CA0859 MBS 3.500% 12/01/47     |         | 03/01/2023    | Paydown           |                           | 9,072         | 9,072     | 9,345       | 9,329                                    | 0   | 257                                      | 0   | (257)  | 0  | 9,072  | 0  | 0                                | 0                             | 64  | 12/01/2047                       | 1.A   |
| ..3140QA-AJ-9        | FNMA Pool CA2708 MBS 4.000% 05/01/48     |         | 03/01/2023    | Paydown           |                           | 7,688         | 7,688     | 7,864       | 7,857                                    | 0   | (169)                                    | 0   | (169)  | 0  | 7,688  | 0  | 0                                | 0                             | 65  | 05/01/2048                       | 1.A   |
| ..3140QB-2E-7        | FNMA Pool CA4372 MBS 4.500% 10/01/49     |         | 03/01/2023    | Paydown           |                           | 2,476         | 2,476     | 2,670       | 2,666                                    | 0   | (190)                                    | 0   | (190)  | 0  | 2,476  | 0  | 0                                | 0                             | 22  | 10/01/2049                       | 1.A   |
| ..3140QC-4B-9        | FNMA Pool FM2963 MBS 3.000% 02/01/50     |         | 03/01/2023    | Paydown           |                           | 17,793        | 17,793    | 18,782      | 18,731                                   | 0   | (938)                                    | 0   | (938)  | 0  | 17,793   | 0  | 0                                | 0                             | 88  | 02/01/2050                       | 1.A   |
| ..3140QE-DS-8        | FNMA Pool CA6412 MBS 2.500% 07/01/50     |         | 03/01/2023    | Paydown           |                           | 42,700        | 42,700    | 45,002      | 44,931                                   | 0   | (2,231)                                  | 0   | (2,231)  | 0  | 42,700   | 0  | 0                                | 0                             | 175   | 07/01/2050                       | 1.A   |
| ..3140QE-LU-4        | FNMA Pool CA6638 MBS 2.500% 08/01/50     |         | 03/01/2023    | Paydown           |                           | 17,071        | 17,071    | 18,002      | 17,963                                   | 0   | (893)                                    | 0   | (893)  | 0  | 17,071   | 0  | 0                                | 0                             | 59  | 08/01/2050                       | 1.A   |
| ..3140QE-XQ-0        | FNMA Pool CA6986 MBS 2.000% 09/01/50     |         | 03/01/2023    | Paydown           |                           | 21,508        | 21,508    | 22,323      | 22,276                                   | 0   | (768)                                    | 0   | (768)  | 0  | 21,508   | 0  | 0                                | 0                             | 66  | 09/01/2050                       | 1.A   |
| ..3140QF-5E-5        | FNMA Pool CA8044 MBS 2.500% 12/01/50     |         | 03/01/2023    | Paydown           |                           | 23,596        | 23,596    | 24,889      | 24,841                                   | 0   | (1,245)                                  | 0   | (1,245)  | 0  | 23,596   | 0  | 0                                | 0                             | 103   | 12/01/2050                       | 1.A   |
| ..3140QF-5F-2        | FNMA Pool CA8045 MBS 2.500% 12/01/50     |         | 03/01/2023    | Paydown           |                           | 34,851        | 34,851    | 36,861      | 36,810                                   | 0   | (1,959)                                  | 0   | (1,959)  | 0  | 34,851   | 0  | 0                                | 0                             | 154   | 12/01/2050                       | 1.A   |
| ..3140QF-A3-3        | FNMA Pool CA7225 MBS 2.000% 10/01/50     |         | 03/01/2023    | Paydown           |                           | 35,117        | 35,117    | 36,467      | 36,398                                   | 0   | (1,282)                                  | 0   | (1,282)  | 0  | 35,117   | 0  | 0                                | 0                             | 109   | 10/01/2050                       | 1.A   |
| ..3140QF-S2-6        | FNMA Pool CA7725 MBS 2.500% 11/01/50     |         | 03/01/2023    | Paydown           |                           | 42,333        | 42,333    | 44,721      | 44,613                                   | 0   | (2,280)                                  | 0   | (2,280)  | 0  | 42,333   | 0  | 0                                | 0                             | 156   | 11/01/2050                       | 1.A   |
| ..3140QF-S4-2        | FNMA Pool CA7738 MBS 2.500% 11/01/50     |         | 03/01/2023    | Paydown           |                           | 28,835        | 28,835    | 30,448      | 30,350                                   | 0   | (1,514)                                  | 0   | (1,514)  | 0  | 28,835   | 0  | 0                                | 0                             | 124   | 11/01/2050                       | 1.A   |
| ..3140QG-A9-8        | FNMA Pool CA8131 MBS 2.500% 12/01/50     |         | 03/01/2023    | Paydown           |                           | 61,778        | 61,778    | 65,291      | 65,147                                   | 0   | (3,370)                                  | 0   | (3,370)  | 0  | 61,778   | 0  | 0                                | 0                             | 282   | 12/01/2050                       | 1.A   |
| ..3140QG-AU-1        | FNMA Pool CA8118 MBS 2.000% 12/01/50     |         | 03/01/2023    | Paydown           |                           | 31,650        | 31,650    | 32,896      | 32,836                                   | 0   | (1,186)                                  | 0   | (1,186)  | 0  | 31,650   | 0  | 0                                | 0                             | 84  | 12/01/2050                       | 1.A   |
| ..3140QK-GB-8        | FNMA Pool CB0193 MBS 3.000% 04/01/51     |         | 03/01/2023    | Paydown           |                           | 36,888        | 36,888    | 39,176      | 39,110                                   | 0   | (2,222)                                  | 0   | (2,222)  | 0  | 36,888   | 0  | 0                                | 0                             | 210   | 04/01/2051                       | 1.A   |
| ..3140QK-NE-4        | FNMA Pool CB0388 MBS 2.500% 05/01/51     |         | 03/01/2023    | Paydown           |                           | 53,446        | 53,446    | 53,369      | 53,369                                   | 0   | (1,849)                                  | 0   | (1,849)  | 0  | 51,520   | 0  | 0                                | 0                             | 216   | 05/01/2051                       | 1.A   |
| ..3140XL-DF-0        | FNMA Pool FM1001 MBS 3.500% 11/01/48     |         | 03/01/2023    | Paydown           |                           | 7,763         | 7,763     | 7,989       | 7,979                                    | 0   | (216)                                    | 0   | (216)  | 0  | 7,763  | 0  | 0                                | 0                             | 42  | 11/01/2048                       | 1.A   |
| ..3140XL-DQ-6        | FNMA Pool FM1010 MBS 3.500% 07/01/48     |         | 03/01/2023    | Paydown           |                           | 7,935         | 7,935     | 8,210       | 8,191                                    | 0   | (257)                                    | 0   | (257)  | 0  | 7,935  | 0  | 0                                | 0                             | 46  | 07/01/2048                       | 1.A   |
| ..3140XL-PB-6        | FNMA Pool FM1317 MBS 4.000% 10/01/48     |         | 03/01/2023    | Paydown           |                           | 13,461        | 13,461    | 14,237      | 14,189                                   | 0   | (728)                                    | 0   | (728)  | 0  | 13,461   | 0  | 0                                | 0                             | 96  | 10/01/2048                       | 1.A   |
| ..3140XL-TQ-9        | FNMA Pool FM1458 MBS 4.500% 04/01/49     |         | 03/01/2023    | Paydown           |                           | 8,179         | 8,179     | 8,617       | 8,605                                    | 0   | (426)                                    | 0   | (426)  | 0  | 8,179  | 0  | 0                                | 0                             | 62  | 04/01/2049                       | 1.A   |
| ..3140X6-JH-5        | FNMA Pool FM2963 MBS 3.000% 02/01/50     |         | 03/01/2023    | Paydown           |                           | 24,155        | 24,155    | 25,601      | 25,543                                   | 0   | (1,388)                                  | 0   | (1,388)  | 0  | 24,155   | 0  | 0                                | 0                             | 125   | 02/01/2050                       | 1.A   |
| ..3140X8-3G-0        | FNMA Pool FM5298 MBS 3.500% 10/01/50     |         | 03/01/2023    | Paydown           |                           | 24,520        | 24,520    | 25,960      | 25,924                                   | 0   | (1,405)                                  | 0   | (1,405)  | 0  | 24,520   | 0  | 0                                | 0                             | 151   | 10/01/2050                       | 1.A   |
| ..3140XJ-D9-1        | FNMA Pool FS2827 MBS 4.000% 09/01/52     |         | 03/01/2023    | Paydown           |                           | 18,126        | 18,126    | 17,670      | 17,674                                   | 0   | 453                                      | 0   | 453  | 0  | 18,126   | 0  | 0                                | 0                             | 121   | 09/01/2052                       | 1.A   |
| ..3140XJ-J4-6        | FNMA Pool FS2982 MBS 5.000% 09/01/52     |         | 03/01/2023    | Paydown           |                           | 21,193        | 21,193    | 20,858      | 20,859                                   | 0   | 333                                      | 0   | 333  | 0  | 21,193   | 0  | 0                                | 0                             | 177   | 09/01/2052                       | 1.A   |
| ..3140XJ-KH-5        | FNMA Pool FS2995 MBS 5.500% 10/01/52     |         | 03/01/2023    | Paydown           |                           | 16,949        | 16,949    | 17,125      | 17,125                                   | 0   | (176)                                    | 0   | (176)  | 0  | 16,949   | 0  | 0                                | 0                             | 155   | 10/01/2052                       | 1.A   |
| ..3140XJ-S5-3        | FNMA Pool FS3239 MBS 3.500% 08/01/50     |         | 03/01/2023    | Paydown           |                           | 135,788       | 135,788   | 125,497     | 125,520                                  | 0   | 10,267                                   | 0   | 10,267   | 0  | 135,788  | 0  | 0                                | 0                             | 823   | 08/01/2050                       | 1.A   |
| ..31412V-AG-3        | FNMA Pool 935707 MBS 5.000% 11/01/24     |         | 03/01/2023    | Paydown           |                           | 4,703         | 4,703     | 5,010       | 4,760                                    | 0   | (57)                                     | 0   | (57)   | 0  | 4,703  | 0  | 0                                | 0                             | 39  | 11/01/2024                       | 1.A   |
| ..31414F-K9-1        | FNMA Pool 964820 MBS 5.000% 08/01/23     |         | 03/01/2023    | Paydown           |                           | 531           | 531       | 536         | 536                                      | 0   | 1  | 0   | 1  | 0  | 531  | 0  | 0                                | 0                             | 4   | 08/01/2023                       | 1.A   |
| ..31416T-2S-7        | FNMA Pool AA9784 MBS 5.000% 07/01/24     |         | 03/01/2023    | Paydown           |                           | 8,607         | 8,607     | 8,938       | 8,628                                    | 0   | (21)                                     | 0   | (21)   | 0  | 8,607  | 0  | 0                                | 0                             | 72  | 07/01/2024                       | 1.A   |
| ..31416V-Y6-5        | FNMA Pool AB0732 MBS 4.000% 06/01/39     |         | 03/01/2023    | Paydown           |                           | 1,668         | 1,668     | 1,773       | 1,748                                    | 0   | (80)                                     | 0   | (80)   | 0  | 1,668  | 0  | 0                                | 0                             | 11  | 06/01/2039                       | 1.A   |
| ..31417A-QE-2        | FNMA Pool AB4052 MBS 4.000% 12/01/41     |         | 03/01/2023    | Paydown           |                           | 3,857         | 3,857     | 4,112       | 4,083                                    | 0   | (225)                                    | 0   | (225)  | 0  | 3,857  | 0  | 0                                | 0                             | 26  | 12/01/2041                       | 1.A   |
| ..31417G-TY-2        | FNMA Pool AB9566 MBS 3.000% 06/01/43     |         | 03/01/2023    | Paydown           |                           | 6,306         | 6,306     | 6,462       | 6,451                                    | 0   | (145)                                    | 0   | (145)  | 0  | 6,306  | 0  | 0                                | 0                             | 31  | 06/01/2043                       | 1.A   |
| ..31418B-6G-6        | FNMA Pool MA2670 MBS 3.000% 07/01/46     |         | 03/01/2023    | Paydown           |                           | 5,721         | 5,721     | 5,720       | 5,719                                    | 0   | 2  | 0   | 2  | 0  | 5,721  | 0  | 0                                | 0                             | 28  | 07/01/2046                       | 1.A   |
| ..31418C-V2-7        | FNMA Pool MA3332 MBS 3.500% 04/01/48     |         | 03/01/2023    | Paydown           |                           | 10,311        | 10,311    | 10,310      | 10,309                                   | 0   | 3  | 0   | 3  | 0  | 10,311   | 0  | 0                                | 0                             | 61  | 04/01/2048                       | 1.A   |
| ..31418C-ZJ-6        | FNMA Pool MA3444 MBS 4.500% 08/01/48     |         | 03/01/2023    | Paydown           |                           | 8,599         | 8,599     | 8,929       | 8,915                                    | 0   | (315)                                    | 0   | (315)  | 0  | 8,599  | 0  | 0                                | 0                             | 65  | 08/01/2048                       | 1.A   |
| ..31418D-2N-1        | FNMA Pool MA4380 MBS 3.000% 07/01/51     |         | 03/01/2023    | Paydown           |                           | 29,295        | 29,295    | 30,798      | 30,758                                   | 0   | (1,463)                                  | 0   | (1,463)  | 0  | 29,295   | 0  | 0                                | 0                             | 142   | 07/01/2051                       | 1.A   |
| ..31418D-CB-6        | FNMA Pool MA3665 MBS 4.500% 05/01/49     |         | 03/01/2023    | Paydown           |                           | 5,989         | 5,989     | 6,284       | 6,258                                    | 0   | (268)                                    | 0   | (268)  | 0  | 5,989  | 0  | 0                                | 0                             | 49  | 05/01/2049                       | 1.A   |
| ..31418D-N7-3        | FNMA Pool MA4013 MBS 2.500% 05/01/35     |         | 03/01/2023    | Paydown           |                           | 91,658        | 91,658    | 88,486      | 88,584                                   | 0   | 3,074                                    | 0   | 3,074  | 0  | 91,658   | 0  | 0                                | 0                             | 368   | 05/01/2035                       | 1.A   |
| ..31418D-YB-2        | FNMA Pool MA4305 MBS 2.000% 04/01/51     |         | 03/01/2023    | Paydown           |                           | 35,088        | 35,088    | 35,055      | 35,055                                   | 0   | 33                                       | 0   | 33   | 0  | 35,088   | 0  | 0                                | 0                             | 117   | 04/01/2051                       | 1.A   |
| ..35563P-JF-7        | FHLMC SCRT-2019-1 MA RMBS 3.500% 07/25   |         | 03/01/2023    | Paydown           |                           | 23,992        | 23,992    | 24,129      | 23,992                                   | 0   | (38)                                     | 0   | (38)   | 0  | 23,992   | 0  | 0                                | 0                             | 134   | 07/25/2058                       | 1.A   |
| ..35563P-JK-6        | FHLMC 2019-1 M5SD RMBS 4.000% 07/25/58   |         | 03/01/2023    | Paydown           |                           | 16,655        | 16,655    | 17,059      | 16,887                                   | 0   | (232)                                    | 0   | (232)  | 0  | 16,655   | 0  | 0                                | 0                             | 115   | 07/25/2058                       | 1.A   |
| 0909999999           | Subtotal - Bonds - U.S. Special Revenues |         |               |                   |                           | 2,249,588     | 2,249,588 | 2,299,803   | 2,292,171                                | 0   | (42,586)                                 | 0   | (42,586)   | 0  | 2,249,588                                      | 0  | 0                                | 0                             | 13,014  | XXX                              | XXX   |
| ..00440E-AP-2        | CHUBB INA HOLDINGS INC Corp Note MM 10 B |         | 03/13/2023    | Maturity          |                           | 23,000        | 23,000    | 23,819      | 23,109                                   | 0   | (109)                                    | 0   | (109)  | 0  | 23,000   | 0  | 0                                | 0                             | 311   | 03/13/2023                       | 1.F FE  |

E05.2

STATEMENT AS OF MARCH 31, 2023 OF THE UnitedHealthcare Plan of the River Valley, Inc.

**SCHEDULE D - PART 4**

Show All Long-Term Bonds and Stock Sold, Redeemed or Otherwise Disposed of During the Current Quarter

| 1                    | 2  | 3            | 4                | 5                    | 6                               | 7                  | 8          | 9              | 10   | Change In Book/Adjusted Carrying Value             |  |   |   |   | 16  | 17   | 18  | 19                                  | 20  | 21   | 22   |     |
|----------------------|--|--------------|------------------|----------------------|---------------------------------|--------------------|------------|----------------|--|--|--|---|---|---|---|--|---|-------------------------------------|---|--|--|-----|
|                      |  |              |                  |                      |                                 |                    |            |                |  | 11   | 12   | 13  | 14  | 15  |   |  |   |                                     |   |  |  |     |
| CUSIP Identification | Description  | For-<br>eign | Disposal<br>Date | Name<br>of Purchaser | Number of<br>Shares of<br>Stock | Consid-<br>eration | Par Value  | Actual<br>Cost | Prior Year<br>Book/<br>Adjusted<br>Carrying<br>Value | Unrealized<br>Valuation<br>Increase/<br>(Decrease) | Current<br>Year's<br>(Amor-<br>tization)/<br>Accretion | Current<br>Year's<br>Other Than<br>Temporary<br>Impairment<br>Recogn-<br>ized | Total<br>Change in<br>Book/<br>Adjusted<br>Carrying<br>Value<br>(11 + 12 -<br>13) | Total<br>Foreign<br>Exchange<br>Change in<br>Book<br>/Adjusted<br>Carrying<br>Value | Book/<br>Adjusted<br>Carrying<br>Value at<br>Disposal<br>Date | Foreign<br>Exchange<br>Gain<br>(Loss) on<br>Disposal | Realized<br>Gain<br>(Loss) on<br>Disposal | Total Gain<br>(Loss) on<br>Disposal | Bond<br>Interest/<br>Stock<br>Dividends<br>Received<br>During<br>Year | Stated<br>Con-<br>tractual<br>Maturity<br>Date | NAIC<br>Desig-<br>nation,<br>NAIC<br>Desig-<br>nation<br>Modifier<br>and<br>SVO<br>Admini-<br>strative<br>Symbol |     |
| ..02007R-AC-3        | Ally Auto Receiv ALLYA 2019-3 A3 ABS 1 ...                     |              | 02/15/2023       | Paydown              |                                 | 74,580             | 74,580     | 74,577         | 74,576   | 0  | 4  | 0   | 4   | 0   | 74,580  | 0  | 0   | 0                                   | 149   | 05/15/2024                                     | 1.A FE   |     |
| ..03073E-AS-4        | AMERISOURCEBERGE Corp Note Call MW 0.7 ...                     |              | 03/15/2023       | Maturity             |                                 | 152,000            | 152,000    | 152,067        | 152,000  | 0  | 0  | 0   | 0   | 0   | 152,000   | 0  | 0   | 0                                   | 560   | 03/15/2023                                     | 2.A FE   |     |
| ..049560-AU-9        | ATMOS ENERGY COR Corp Note Call 0.625% ...                     |              | 03/09/2023       | Maturity             |                                 | 548,000            | 548,000    | 547,978        | 547,998  | 0  | 2  | 0   | 2   | 0   | 548,000   | 0  | 0   | 0                                   | 1,713   | 03/09/2023                                     | 1.G FE   |     |
| ..06406R-AE-7        | BANK OF NY MELLON CORP Corp Note Call ...                      |              | 01/29/2023       | Maturity             |                                 | 1,225,000          | 1,225,000  | 1,267,140      | 1,225,000  | 0  | 0  | 0   | 0   | 0   | 1,225,000   | 0  | 0   | 0                                   | 18,069  | 01/29/2023                                     | 1.F FE   |     |
| ..110122-CY-2        | BRISTOL-MYERS Corp Note Call MW 2.750% ...                     |              | 02/15/2023       | Maturity             |                                 | 300,000            | 300,000    | 310,158        | 300,279  | 0  | (279)  | 0   | (279)   | 0   | 300,000   | 0  | 0   | 0                                   | 4,125   | 02/15/2023                                     | 1.F FE   |     |
| ..12510F-AB-0        | CCG Receivables CCG 2019-2 A2 ABS Prv Pl ...                   |              | 02/14/2023       | Paydown              |                                 | 64,615             | 64,615     | 64,608         | 64,609   | 0  | 6  | 0   | 6   | 0   | 64,615  | 0  | 0   | 0                                   | 161   | 03/15/2027                                     | 1.A FE   |     |
| ..24422E-UA-5        | JOHN DEERE CAPITAL CORP Corp Note Non Ca ...                   |              | 01/06/2023       | Maturity             |                                 | 325,000            | 325,000    | 335,608        | 325,107  | 0  | (107)  | 0   | (107)   | 0   | 325,000   | 0  | 0   | 0                                   | 4,388   | 01/06/2023                                     | 1.F FE   |     |
| ..31620M-BP-0        | FIDELITY NATL IN Corp Note MW 0.375% 0 ...                     |              | 03/01/2023       | Maturity             |                                 | 154,000            | 154,000    | 153,878        | 153,990  | 0  | 10   | 0   | 10  | 0   | 154,000   | 0  | 0   | 0                                   | 289   | 03/01/2023                                     | 2.B FE   |     |
| ..38141G-HU-4        | GOLDMAN SACHS GROUP INC Corp Note Non Ca ...                   |              | 02/23/2023       | Maturity             |                                 | 1,200,000          | 1,200,000  | 1,198,632      | 1,199,954  | 0  | 46   | 0   | 46  | 0   | 1,200,000   | 0  | 0   | 0                                   | 16,688  | 02/23/2023                                     | 1.F FE   |     |
| ..38141G-XY-5        | GOLDMAN SACHS GROUP INC Corp Note Call M ...                   |              | 03/08/2023       | Maturity             |                                 | 517,000            | 517,000    | 517,000        | 517,000  | 0  | 0  | 0   | 0   | 0   | 517,000   | 0  | 0   | 0                                   | 1,352   | 03/08/2023                                     | 1.F FE   |     |
| ..46849L-TN-1        | JACKSON NATL LIFE GLOBAL Corp Note Non C ...                   |              | 01/06/2023       | Maturity             |                                 | 966,000            | 966,000    | 966,000        | 966,000  | 0  | 0  | 0   | 0   | 0   | 966,000   | 0  | 0   | 0                                   | 10,492  | 01/06/2023                                     | 1.F FE   |     |
| ..485134-BN-9        | EVERGY METRO Corp Note Call MW 3.150% ...                      |              | 03/15/2023       | Maturity             |                                 | 152,000            | 152,000    | 153,794        | 152,000  | 0  | 0  | 0   | 0   | 0   | 152,000   | 0  | 0   | 0                                   | 2,394   | 03/15/2023                                     | 1.F FE   |     |
| ..59156R-BB-3        | METLIFE INC Corp Note Non Call 4.368% ...                      |              | 02/10/2023       | Call 100.0000        |                                 | 744,000            | 744,000    | 758,359        | 751,928  | 0  | (1,244)  | 0   | (1,244)   | 0   | 750,684   | 0  | (6,684)                                   | (6,684)                             | 4,965   | 09/15/2023                                     | 1.G FE   |     |
| ..59217G-EF-2        | MET LIFE GLOB FUNDING I Corp Note Non Ca ...                   |              | 01/13/2023       | Maturity             |                                 | 355,000            | 355,000    | 357,212        | 355,036  | 0  | (36)   | 0   | (36)  | 0   | 355,000   | 0  | 0   | 0                                   | 3,916   | 01/13/2023                                     | 1.D FE   |     |
| ..68389X-BR-5        | ORACLE CORP Corp Note Call MW 2.625% 0 ...                     |              | 02/15/2023       | Maturity             |                                 | 950,000            | 950,000    | 949,373        | 949,986  | 0  | 14   | 0   | 14  | 0   | 950,000   | 0  | 0   | 0                                   | 12,469  | 02/15/2023                                     | 2.B FE   |     |
| ..69351U-AY-9        | PPL ELECTRIC UTILITIES Corp Note Call ...                      |              | 03/30/2023       | Call 100.0000        |                                 | 186,000            | 186,000    | 186,000        | 186,000  | 0  | 0  | 0   | 0   | 0   | 186,000   | 0  | 0   | 0                                   | 2,385   | 06/24/2024                                     | 1.E FE   |     |
| ..744448-CH-2        | PUBLIC SERV COLO Corp Note Call MW 2.5 ...                     |              | 03/15/2023       | Maturity             |                                 | 171,000            | 171,000    | 171,918        | 171,000  | 0  | 0  | 0   | 0   | 0   | 171,000   | 0  | 0   | 0                                   | 2,138   | 03/15/2023                                     | 1.F FE   |     |
| ..88579Y-AX-9        | 3M CO Corp Note Call MW 2.250% 03/15/2 ...                     |              | 03/15/2023       | Maturity             |                                 | 1,000,000          | 1,000,000  | 1,045,980      | 1,002,276  | 0  | (2,276)  | 0   | (2,276)   | 0   | 1,000,000   | 0  | 0   | 0                                   | 11,250  | 03/15/2023                                     | 1.E FE   |     |
| ..927804-FN-9        | VIRGINIA ELEC & POWER CO Corp Note Call ...                    |              | 03/15/2023       | Maturity             |                                 | 199,000            | 199,000    | 206,765        | 199,000  | 0  | 0  | 0   | 0   | 0   | 199,000   | 0  | 0   | 0                                   | 2,736   | 03/15/2023                                     | 2.A FE   |     |
| 1109999999           | Subtotal - Bonds - Industrial and Miscellaneous (Unaffiliated) |              |                  |                      |                                 | 9,306,195          | 9,306,195  | 9,440,866      | 9,316,848  | 0  | (3,969)  | 0   | (3,969)   | 0   | 9,312,879   | 0  | (6,684)                                   | (6,684)                             | 100,550   | XXX  | XXX  |     |
| 2509999997           | Total - Bonds - Part 4   |              |                  |                      |                                 | 14,855,783         | 14,855,783 | 15,096,298     | 14,918,035   | 0  | (55,571)   | 0   | (55,571)  | 0   | 14,862,467  | 0  | (6,684)                                   | (6,684)                             | 134,627   | XXX  | XXX  |     |
| 2509999998           | Total - Bonds - Part 5   |              |                  |                      |                                 | XXX                | XXX        | XXX            | XXX  | XXX  | XXX  | XXX   | XXX   | XXX   | XXX   | XXX  | XXX                                       | XXX                                 | XXX   | XXX  | XXX  | XXX |
| 2509999999           | Total - Bonds  |              |                  |                      |                                 | 14,855,783         | 14,855,783 | 15,096,298     | 14,918,035   | 0  | (55,571)   | 0   | (55,571)  | 0   | 14,862,467  | 0  | (6,684)                                   | (6,684)                             | 134,627   | XXX  | XXX  |     |
| 4509999997           | Total - Preferred Stocks - Part 4                              |              |                  |                      |                                 | 0                  | XXX        | 0              | 0  | 0  | 0  | 0   | 0   | 0   | 0   | 0  | 0   | 0                                   | 0   | XXX  | XXX  |     |
| 4509999998           | Total - Preferred Stocks - Part 5                              |              |                  |                      |                                 | XXX                | XXX        | XXX            | XXX  | XXX  | XXX  | XXX   | XXX   | XXX   | XXX   | XXX  | XXX                                       | XXX                                 | XXX   | XXX  | XXX  | XXX |
| 4509999999           | Total - Preferred Stocks                                       |              |                  |                      |                                 | 0                  | XXX        | 0              | 0  | 0  | 0  | 0   | 0   | 0   | 0   | 0  | 0   | 0                                   | 0   | XXX  | XXX  |     |
| 5989999997           | Total - Common Stocks - Part 4                                 |              |                  |                      |                                 | 0                  | XXX        | 0              | 0  | 0  | 0  | 0   | 0   | 0   | 0   | 0  | 0   | 0                                   | 0   | XXX  | XXX  |     |
| 5989999998           | Total - Common Stocks - Part 5                                 |              |                  |                      |                                 | XXX                | XXX        | XXX            | XXX  | XXX  | XXX  | XXX   | XXX   | XXX   | XXX   | XXX  | XXX                                       | XXX                                 | XXX   | XXX  | XXX  | XXX |
| 5989999999           | Total - Common Stocks  |              |                  |                      |                                 | 0                  | XXX        | 0              | 0  | 0  | 0  | 0   | 0   | 0   | 0   | 0  | 0   | 0                                   | 0   | XXX  | XXX  |     |
| 5999999999           | Total - Preferred and Common Stocks                            |              |                  |                      |                                 | 0                  | XXX        | 0              | 0  | 0  | 0  | 0   | 0   | 0   | 0   | 0  | 0   | 0                                   | 0   | XXX  | XXX  |     |
| 6009999999           | Totals   |              |                  |                      |                                 | 14,855,783         | XXX        | 15,096,298     | 14,918,035   | 0  | (55,571)   | 0   | (55,571)  | 0   | 14,862,467  | 0  | (6,684)                                   | (6,684)                             | 134,627   | XXX  | XXX  |     |

E05.3

Schedule DB - Part A - Section 1 - Options, Caps, Floors, Collars, Swaps and Forwards Open

**NONE**

Schedule DB - Part B - Section 1 - Futures Contracts Open

**NONE**

Schedule DB - Part B - Section 1B - Brokers with whom cash deposits have been made

**NONE**

Schedule DB - Part D - Section 1 - Counterparty Exposure for Derivative Instruments Open

**NONE**

Schedule DB - Part D-Section 2 - Collateral for Derivative Instruments Open - Pledged By

**NONE**

Schedule DB - Part D-Section 2 - Collateral for Derivative Instruments Open - Pledged To

**NONE**

Schedule DB - Part E - Derivatives Hedging Variable Annuity Guarantees

**NONE**

Schedule DL - Part 1 - Reinvested Collateral Assets Owned

**NONE**

Schedule DL - Part 2 - Reinvested Collateral Assets Owned

**NONE**



STATEMENT AS OF MARCH 31, 2023 OF THE UnitedHealthcare Plan of the River Valley, Inc.

**SCHEDULE E - PART 2 - CASH EQUIVALENTS**

Show Investments Owned End of Current Quarter

| 1<br>CUSIP  | 2<br>Description   | 3<br>Code | 4<br>Date Acquired | 5<br>Rate of Interest | 6<br>Maturity Date | 7<br>Book/Adjusted Carrying Value | 8<br>Amount of Interest Due and Accrued | 9<br>Amount Received During Year |
|-------------|--|-----------|--------------------|-----------------------|--------------------|-----------------------------------|---|----------------------------------|
|             | TREASURY BILL Bill 912797FM4   |           | 03/09/2023         | 4.839                 | 06/06/2023         | 5,946,610                         | 0                                       | 18,383                           |
| 0019999999  | Subtotal - Bonds - U.S. Governments - Issuer Obligations               |           |                    |                       |                    | 5,946,610                         | 0                                       | 18,383                           |
| 0109999999  | Total - U.S. Government Bonds  |           |                    |                       |                    | 5,946,610                         | 0                                       | 18,383                           |
| 0309999999  | Total - All Other Government Bonds                                     |           |                    |                       |                    | 0                                 | 0                                       | 0                                |
| 0509999999  | Total - U.S. States, Territories and Possessions Bonds                 |           |                    |                       |                    | 0                                 | 0                                       | 0                                |
| 0709999999  | Total - U.S. Political Subdivisions Bonds                              |           |                    |                       |                    | 0                                 | 0                                       | 0                                |
| 0909999999  | Total - U.S. Special Revenues Bonds                                    |           |                    |                       |                    | 0                                 | 0                                       | 0                                |
| 1109999999  | Total - Industrial and Miscellaneous (Unaffiliated) Bonds              |           |                    |                       |                    | 0                                 | 0                                       | 0                                |
| 1309999999  | Total - Hybrid Securities  |           |                    |                       |                    | 0                                 | 0                                       | 0                                |
| 1509999999  | Total - Parent, Subsidiaries and Affiliates Bonds                      |           |                    |                       |                    | 0                                 | 0                                       | 0                                |
| 1909999999  | Subtotal - Unaffiliated Bank Loans                                     |           |                    |                       |                    | 0                                 | 0                                       | 0                                |
| 2419999999  | Total - Issuer Obligations   |           |                    |                       |                    | 5,946,610                         | 0                                       | 18,383                           |
| 2429999999  | Total - Residential Mortgage-Backed Securities                         |           |                    |                       |                    | 0                                 | 0                                       | 0                                |
| 2439999999  | Total - Commercial Mortgage-Backed Securities                          |           |                    |                       |                    | 0                                 | 0                                       | 0                                |
| 2449999999  | Total - Other Loan-Backed and Structured Securities                    |           |                    |                       |                    | 0                                 | 0                                       | 0                                |
| 2459999999  | Total - SVO Identified Funds   |           |                    |                       |                    | 0                                 | 0                                       | 0                                |
| 2469999999  | Total - Affiliated Bank Loans  |           |                    |                       |                    | 0                                 | 0                                       | 0                                |
| 2479999999  | Total - Unaffiliated Bank Loans  |           |                    |                       |                    | 0                                 | 0                                       | 0                                |
| 2509999999  | Total Bonds  |           |                    |                       |                    | 5,946,610                         | 0                                       | 18,383                           |
| 09248U-71-8 | BlackRock Liquidity Funds T-Fund Port                                  |           | 03/31/2023         | 0.000                 |                    | 50,333,610                        | 0                                       | 87,087                           |
| 38141W-32-3 | Goldman Sachs Treasury Obligations Fund                                |           | 03/03/2023         | 0.000                 |                    | 8,169,173                         | 0                                       | 197,475                          |
| 38142B-88-0 | Goldman Sachs Financial Square Federal F                               |           | 03/31/2023         | 0.000                 |                    | 22,155,572                        | 0                                       | 254,864                          |
| 61747C-58-2 | Morgan Stanley Institutional Liquidity F                               |           | 03/31/2023         | 0.000                 |                    | 50,604,652                        | 0                                       | 124,944                          |
| 665279-87-3 | Northern Inst Ins-Treasury Port  |           | 03/31/2023         | 0.000                 |                    | 4,264,176                         | 0                                       | 25,896                           |
| 825252-40-6 | Invesco AIM STIT TREASURY MMF  |           | 03/03/2023         | 0.000                 |                    | 34,251,978                        | 0                                       | 166,716                          |
| 94975H-29-6 | Allspring (fmr Wells Fargo) Treasury Plu                               |           | 03/31/2023         | 0.000                 |                    | 50,990,354                        | 0                                       | 44,434                           |
| 8209999999  | Subtotal - Exempt Money Market Mutual Funds - as Identified by the SVO |           |                    |                       |                    | 220,769,515                       | 0                                       | 901,416                          |
| 147539-67-0 | DEUTSCHE INV MGT CASH ACCT GOV/AGENCY DW                               |           | 03/02/2023         | 0.000                 |                    | 12,136                            | 0                                       | 128                              |
| 25160K-20-7 | DEUTSCHE GOV MMKT Gov Series Ins Shares                                |           | 03/02/2023         | 0.000                 |                    | 7,261                             | 0                                       | 79                               |
| 26200X-20-9 | Dreyfus Inst Pred Govt MMF-Hamilton                                    |           | 03/02/2023         | 0.000                 |                    | 16,670                            | 0                                       | 181                              |
| 38141W-27-3 | Goldman Sachs Government Fund  |           | 03/02/2023         | 0.000                 |                    | 8,534                             | 0                                       | 92                               |
| 40428X-10-7 | HSBC HSBC US GOVT MMKT-I   |           | 03/01/2023         | 0.000                 |                    | 27,112                            | 0                                       | 291                              |
| 481200-67-0 | JP Morgan US Govt MMKT CP  |           | 03/02/2023         | 0.000                 |                    | 7,220                             | 0                                       | 76                               |
| 61747C-70-7 | Morgan Stanley Institutional Liquidity F                               |           | 03/02/2023         | 0.000                 |                    | 9,770                             | 0                                       | 105                              |
| 74926P-69-6 | RBC US Government Money Market   |           | 03/02/2023         | 0.000                 |                    | 6,122                             | 0                                       | 67                               |
| 825252-88-5 | Invesco AIM STIT GOVT & AGENCY-INST MMF                                |           | 03/02/2023         | 0.000                 |                    | 18,899                            | 0                                       | 206                              |
| 94975P-40-5 | Allspring (fmr Wells Fargo) Government M                               |           | 03/02/2023         | 0.000                 |                    | 6,819                             | 0                                       | 49                               |
| 8309999999  | Subtotal - All Other Money Market Mutual Funds                         |           |                    |                       |                    | 120,543                           | 0                                       | 1,274                            |
|             | UHC Liquidity Pool Pro Rata Share Portio                               |           | 03/31/2023         | 0.000                 |                    | 2,771,119                         | 0                                       | 2                                |
| 8409999999  | Subtotal - Qualified Cash Pools Under SSAP No. 2R                      |           |                    |                       |                    | 2,771,119                         | 0                                       | 2                                |
| 8609999999  | Total Cash Equivalents   |           |                    |                       |                    | 229,607,787                       | 0                                       | 921,075                          |

E 14



**STATEMENT AS OF MARCH 31, 2023 OF UNITEDHEALTHCARE PLAN OF THE RIVER VALLEY, INC.**

**EXHIBIT OF PREMIUMS, ENROLLMENT AND UTILIZATION**

| Tennessee   | 1           | Comprehensive<br>(Hospital & Medical) |         | 4                      | 5              | 6              | 7  | 8           | 9           |
|---|-------------|---------------------------------------|---------|------------------------|----------------|----------------|--|-------------|-------------|
|   |             | 2                                     | 3       |                        |                |                |  |             |             |
|   | Total       | Individual                            | Group   | Medicare<br>Supplement | Vision<br>Only | Dental<br>Only | Federal Employees<br>Health Benefit Plan | Medicare    | Medicaid    |
| <b>Total Members at end of:</b>                           |             |                                       |         |                        |                |                |  |             |             |
| 1. Prior Year   | 609,271     | 13,403                                | 82      | -                      | -              | -              | -  | 75,585      | 520,201     |
| 2. First Quarter  | 613,012     | 13,735                                | 82      | -                      | -              | -              | -  | 71,053      | 528,142     |
| 3. Second Quarter   | -           | -                                     | -       | -                      | -              | -              | -  | -           | -           |
| 4. Third Quarter  | -           | -                                     | -       | -                      | -              | -              | -  | -           | -           |
| 5. Current Year   | -           | -                                     | -       | -                      | -              | -              | -  | -           | -           |
| 6. Current Year Member Months                             | 1,824,428   | 41,893                                | 252     | -                      | -              | -              | -  | 215,070     | 1,567,213   |
| <b>Total Member Ambulatory Encounters for Year:</b>       |             |                                       |         |                        |                |                |  |             |             |
| 7. Physician  | 1,789,883   | 26,853                                | 287     | -                      | -              | -              | -  | 591,763     | 1,170,980   |
| 8. Non-Physician  | 933,452     | 10,825                                | 7       | -                      | -              | -              | -  | 334,394     | 588,226     |
| 9. Total  | 2,723,335   | 37,678                                | 294     | -                      | -              | -              | -  | 926,157     | 1,759,206   |
| 10. Hospital Patient Days Incurred                        | 255,434     | 1,129                                 | -       | -                      | -              | -              | -  | 17,585      | 236,720     |
| 11. Number of Inpatient Admissions                        | 18,197      | 460                                   | -       | -                      | -              | -              | -  | 3,127       | 14,610      |
| 12. Health Premiums Written                               | 970,046,069 | 4,883,459                             | 191,713 | -                      | -              | -              | -  | 400,348,928 | 564,621,969 |
| 13. Life Premiums Direct                                  | -           | -                                     | -       | -                      | -              | -              | -  | -           | -           |
| 14. Property/Casualty Premiums Written                    | -           | -                                     | -       | -                      | -              | -              | -  | -           | -           |
| 15. Health Premiums Earned                                | 982,069,774 | 8,583,788                             | 191,713 | -                      | -              | -              | -  | 408,672,304 | 564,621,969 |
| 16. Property/Casualty Premiums Earned                     | -           | -                                     | -       | -                      | -              | -              | -  | -           | -           |
| 17. Amount Paid for Provision of Health Care Services     | 794,791,825 | 7,004,227                             | 95,736  | -                      | -              | -              | -  | 332,621,946 | 455,069,916 |
| 18. Amount Incurred for Provision of Health Care Services | 811,828,802 | 7,010,523                             | 8,774   | -                      | -              | -              | -  | 337,180,428 | 467,629,077 |

STATEMENT AS OF MARCH 31, 2023 OF  
UNITEDHEALTHCARE PLAN OF THE RIVER VALLEY, INC.

**EXHIBIT 2 - ACCIDENT AND HEALTH PREMIUMS DUE AND UNPAID**

Individually list all debtors with account balances the greater of 10% of gross Premiums Receivable or \$10,000.

| Name of Debtor  | 1-30 Days | 31-60 Days | 61-90 Days | Over 90 Days | Nonadmitted | Admitted  |
|---|-----------|------------|------------|--------------|-------------|-----------|
| Total individuals   | 1,287     | 687        | 585        | 4,380        | 6,867       | 70        |
| Business Benefit Alliance                                     | -         | -          | -          | 385,212      | 385,212     | -         |
| Group subscriber subtotal                                     | -         | -          | -          | 385,212      | 385,212     | -         |
| Premiums due and unpaid not individually listed               | 243,611   | 24,973     | -          | 57,571       | 71,862      | 254,292   |
| Total group   | 243,611   | 24,973     | -          | 442,783      | 457,075     | 254,292   |
| Premiums due and unpaid from Medicare entities                | -         | -          | -          | -            | -           | -         |
| Premiums due and unpaid from Medicaid entities                | 2,311,304 | -          | -          | -            | -           | 2,311,304 |
| Accident and health premiums due and unpaid (Page 2, Line 15) | 2,556,202 | 25,659     | 585        | 447,163      | 463,942     | 2,565,667 |

**STATEMENT AS OF MARCH 31, 2023 OF UNITEDHEALTHCARE PLAN OF THE RIVER VALLEY, INC.**

**Exhibit 3 - Health Care Receivables**

|  | 2<br>1 - 30 Days | 3<br>31 - 60 Days | 4<br>61 - 90 Days | 5<br>Over 90 Days | 6<br>Nonadmitted | 7<br>Admitted |
|--|------------------|-------------------|-------------------|-------------------|------------------|---------------|
| OptumRx, Inc.  | 72,897,945       | 989,308           | 1,006,661         | 1,950,688         | 1,950,687        | 74,893,915    |
| 0199998 Aggregate Pharmaceutical Rebate Receivables Not Individually Listed  | -                | -                 | -                 | -                 | -                | -             |
| 0199999 Total Pharmaceutical Rebate Receivables                              | 72,897,945       | 989,308           | 1,006,661         | 1,950,688         | 1,950,687        | 74,893,915    |
| 0299998 Aggregate Claim Overpayment Receivables Not Individually Listed      | 4,609,040        | 1,163,928         | 340,997           | 13,657,405        | 18,925,063       | 846,307       |
| 0299999 Total Claim Overpayment Receivables                                  | 4,609,040        | 1,163,928         | 340,997           | 13,657,405        | 18,925,063       | 846,307       |
| 0399998 Aggregate Loans and Advances to Providers Not Individually Listed    | 88               | -                 | -                 | -                 | 88               | -             |
| 0399999 Total Loans and Advances to Providers                                | 88               | -                 | -                 | -                 | 88               | -             |
| 0499998 Aggregate Capitation Arrangement Receivables Not Individually Listed | -                | -                 | -                 | -                 | -                | -             |
| 0499999 Total Capitation Arrangement Receivables                             | -                | -                 | -                 | -                 | -                | -             |
| 0599998 Aggregate Risk Sharing Receivables Not Individually Listed           | -                | -                 | -                 | -                 | -                | -             |
| 0599999 Total Risk Sharing Receivables                                       | 1,959,940        | -                 | -                 | 482,212           | 2,442,152        | -             |
| 0699998 Aggregate Other Receivables Not Individually Listed                  | -                | -                 | -                 | -                 | -                | -             |
| 0699999 Total Other Receivables  | -                | -                 | -                 | -                 | -                | -             |
| 0799999 Gross Health Care Receivables  | 79,467,013       | 2,153,236         | 1,347,658         | 16,090,305        | 23,317,990       | 75,740,222    |

STATEMENT AS OF MARCH 31, 2023 OF UNITEDHEALTHCARE PLAN OF THE RIVER VALLEY, INC.  
**Exhibit 5 - Amounts Due From Parent, Subsidiaries and Affiliates**

|         | 1<br>Name of Affiliate              | 2<br>1 - 30 Days | 3<br>31 -60 Days | 4<br>61 - 90 Days | 5<br>Over 90 Days | 6<br>Nonadmitted | Admitted     |                  |
|---------|-------------------------------------|------------------|------------------|-------------------|-------------------|------------------|--------------|------------------|
|         |                                     |                  |                  |                   |                   |                  | 7<br>Current | 8<br>Non-Current |
| 0100001 | United HealthCare Services, Inc.    | 2,191,027        | -                | -                 | 116,637           | 116,637          | 2,191,027    | -                |
| 0199999 | Individually listed receivables     | 2,191,027        | -                | -                 | 116,637           | 116,637          | 2,191,027    | -                |
| 0299999 | Receivables not individually listed |                  |                  |                   |                   |                  |              |                  |
| 0399999 | Total gross amounts receivable      | 2,191,027        | -                | -                 | 116,637           | 116,637          | 2,191,027    | -                |

STATEMENT AS OF MARCH 31, 2023 OF UNITEDHEALTHCARE PLAN OF THE RIVER VALLEY, INC.

**Exhibit 6 - Amounts Due To Parent, Subsidiaries and Affiliates**

|  | 1<br>Affiliate                           | 2<br>Description      | 3<br>Amount | 4<br>Current | 5<br>Non-Current |
|--|--|-----------------------|-------------|--------------|------------------|
|  |  |                       | - - - - -   | - - - - -    | - - - - -        |
|  | 0100001 United HealthCare Services, Inc. | Intercompany Payables | 54,139,487  | 54,139,487   | -                |
|  | 0199999 Individually listed payables     |                       | 54,139,487  | 54,139,487   | -                |
|  | 0299999 Payables not individually listed |                       | -           | -            | -                |
|  | 0399999 Total gross payables             |                       | 54,139,487  | 54,139,487   | -                |

UnitedHealthcare Plan of the River Valley, Inc. - Consolidated

Report 2A - TennCare Income Statement

CRA 2.30.14.3.3 and 2.30.14.3.4

March 31, 2023

| Member Months   | East               | Middle             | West               | Total              |
|---|--------------------|--------------------|--------------------|--------------------|
|   | 524,329            | 641,235            | 443,542            | 1,609,106          |
| <b>Revenues:</b>  |                    |                    |                    |                    |
| TennCare Capitation   | 197,606,990        | 224,878,762        | 150,956,196        | 573,441,948        |
| Investment  | -                  | -                  | -                  | -                  |
| Other Revenues  | 622,076            | 694,684            | 470,686            | 1,787,447          |
| <b>Total Revenues</b>   | <b>198,229,066</b> | <b>225,573,446</b> | <b>151,426,882</b> | <b>575,229,395</b> |
| <b>Estimated Expenses:</b>                                      |                    |                    |                    |                    |
| <b>Hospital and Medical (w/o Mental Health)</b>                 |                    |                    |                    |                    |
| Capitated Physician Services                                    | -                  | -                  | -                  | -                  |
| Fee-for Service Physician Services                              | 32,078,881         | 36,318,036         | 21,101,921         | 89,498,839         |
| Inpatient Hospital Services                                     | 29,873,968         | 35,637,190         | 27,311,701         | 92,822,858         |
| Outpatient Hospital Services                                    | 20,969,006         | 32,427,782         | 19,124,198         | 72,520,987         |
| Emergency Room Services   | 10,784,043         | 9,219,536          | 5,562,522          | 25,566,101         |
| Dental Services   | -                  | -                  | -                  | -                  |
| Vision Services   | 673,767            | 901,069            | 631,678            | 2,206,513          |
| Pharmacy Services   | -                  | -                  | -                  | -                  |
| Home Health Services  | 2,299,593          | 1,605,718          | 840,999            | 4,746,309          |
| Chiropractic Services   | -                  | -                  | -                  | -                  |
| Radiology Services  | 2,135,438          | 2,180,133          | 1,306,688          | 5,622,259          |
| Laboratory Services   | 3,284,466          | 3,239,337          | 1,905,784          | 8,429,587          |
| Durable Medical Equipment Services                              | 2,795,631          | 3,281,157          | 1,937,172          | 8,013,960          |
| Transportation Services   | 1,162,150          | 1,386,017          | 1,351,693          | 3,899,860          |
| Outside Referrals   | -                  | -                  | -                  | -                  |
| Occupancy, Depreciation and Amortization                        | -                  | -                  | -                  | -                  |
| Other Medical and Hospital Services - Write-Ins                 | (256,191)          | 259,707            | 47,228             | 50,744             |
| <b>Subtotal Hospital and Hospital</b>                           | <b>105,800,751</b> | <b>126,455,681</b> | <b>81,121,584</b>  | <b>313,378,017</b> |
| <b>Mental Health and Substance Abuse Services</b>               |                    |                    |                    |                    |
| Inpatient Psychiatric Facility Services                         | 2,419,179          | 4,179,181          | 3,730,686          | 10,329,046         |
| Inpatient Substance Abuse Treatment and Detox                   | 238,826            | 466,650            | 198,791            | 904,267            |
| Outpatient Mental Health Services                               | 3,177,116          | 5,691,995          | 1,735,533          | 10,604,644         |
| Outpatient Substance Abuse Treatment and Detox                  | 713,688            | 975,129            | 410,834            | 2,099,650          |
| Housing/Residential Treatment                                   | 3,211,508          | 3,756,202          | 1,655,322          | 8,623,032          |
| Specialized Crisis Services                                     | 36,563             | 58,588             | 28,062             | 123,214            |
| Psychiatric Rehab and Support Services                          | 2,113,955          | 4,154,046          | 2,856,860          | 9,124,861          |
| Case Management   | 2,145              | 9,263              | 901,088            | 912,496            |
| Forensics   | -                  | -                  | -                  | -                  |
| Other Judicial  | -                  | -                  | -                  | -                  |
| Pharmacy  | -                  | -                  | -                  | -                  |
| Lab Services  | -                  | -                  | -                  | -                  |
| Transportation  | 82,429             | 134,431            | 73,297             | 290,157            |
| Occupancy, Depreciation and Amortization                        | -                  | -                  | -                  | -                  |
| Other Mental Health and Substance Abuse Services                | 1,197,237          | 285,159            | 74,895             | 1,557,290          |
| PCP and Specialist Services                                     | -                  | -                  | -                  | -                  |
| Tennessee Health Link   | 3,242,518          | 5,518,403          | 1,242,315          | 10,003,236         |
| Other Mental Health Services - Write-Ins                        | 548,247            | 1,070,712          | 426,197            | 2,045,156          |
| <b>Subtotal MH&amp;SAS</b>                                      | <b>16,983,411</b>  | <b>26,299,758</b>  | <b>13,333,880</b>  | <b>56,617,049</b>  |
| <b>CHOICES</b>  |                    |                    |                    |                    |
| Nursing Facility Care   | 29,531,783         | 24,804,509         | 24,832,800         | 79,169,091         |
| HCBS Services   | 7,974,117          | 8,353,340          | 8,882,069          | 25,209,526         |
| <b>Subtotal CHOICES</b>   | <b>37,505,899</b>  | <b>33,157,849</b>  | <b>33,714,868</b>  | <b>104,378,617</b> |
| Value Based Payouts   | -                  | 265,917            | -                  | 265,917            |
| Value Based Recoveries  | -                  | -                  | -                  | -                  |
| Other Medical Incentive Pool and Withhold Adjustments           | -                  | -                  | -                  | -                  |
| <b>Subtotal Hospital, Medical, MH&amp;SAS, CHOICES</b>          | <b>160,290,061</b> | <b>186,179,206</b> | <b>128,170,332</b> | <b>474,639,600</b> |
| <b>LESS:</b>  |                    |                    |                    |                    |
| Net Reinsurance Recoveries Incurred                             | -                  | -                  | -                  | -                  |
| Copayments  | -                  | -                  | -                  | -                  |
| Subrogation and Coordination of Benefits                        | -                  | -                  | -                  | -                  |
| <b>Subtotal Reinsurance, Copay, Subrogation</b>                 | <b>-</b>           | <b>-</b>           | <b>-</b>           | <b>-</b>           |
| <b>Total Hospital, Medical, MH&amp;SAS</b>                      | <b>160,290,061</b> | <b>186,179,206</b> | <b>128,170,332</b> | <b>474,639,600</b> |
| <b>Administration:</b>  |                    |                    |                    |                    |
| Compensation  | -                  | -                  | -                  | -                  |
| Direct and Allocated Admin expenses                             | -                  | -                  | -                  | -                  |
| Marketing   | -                  | -                  | -                  | -                  |
| Interest Expense  | -                  | -                  | -                  | -                  |
| Premium Tax Expense   | 11,776,818         | 13,399,211         | 8,994,297          | 34,170,326         |
| Occupancy, Depreciation, and Amortization                       | -                  | -                  | -                  | -                  |
| Other Administration - Write-Ins                                | 20,109,965         | 23,714,706         | 15,453,592         | 59,278,263         |
| <b>Total Administration Expenses</b>                            | <b>31,886,783</b>  | <b>37,113,917</b>  | <b>24,447,889</b>  | <b>93,448,589</b>  |
| <b>Total Expenses</b>   | <b>192,176,844</b> | <b>223,293,123</b> | <b>152,618,221</b> | <b>568,088,188</b> |
| Extraordinary Item  | -                  | -                  | -                  | -                  |
| Provision for Income Tax  | 1,270,967          | 478,868            | (250,181)          | 1,499,653          |
| <b>Net Income (Loss)</b>  | <b>4,781,255</b>   | <b>1,801,456</b>   | <b>(941,158)</b>   | <b>5,641,553</b>   |
| <b>Write-Ins for Other Revenues</b>                             |                    |                    |                    |                    |
| Other Revenue - TennCare Bonuses                                | -                  | -                  | -                  | -                  |
| Other Revenue - ECF Administration Revenue and TennCare Bonuses | 747,127            | 796,117            | 480,394            | 2,023,638          |
| Other Revenue - Risk Corridor refund                            | (1,326,697)        | (1,558,581)        | (1,051,243)        | (3,936,520)        |
| Other Revenue - Risk Corridor Accrual                           | 1,201,646          | 1,457,148          | 1,041,535          | 3,700,329          |
| Total Other Revenues  | 622,076            | 694,684            | 470,686            | 1,787,447          |
| <b>Write-Ins for Other Medical and Hospital</b>                 |                    |                    |                    |                    |
| Premium Deficiency Reserve                                      | -                  | -                  | -                  | -                  |
| Other Miscellaneous   | (257,501)          | 258,182            | 46,228             | 46,909             |
| Other Capitated Services  | 1,310              | 1,525              | 1,000              | 3,834              |
| Total Other Medical and Hospital                                | (256,191)          | 259,707            | 47,228             | 50,744             |
| <b>Write-Ins for Other MH &amp; SS</b>                          |                    |                    |                    |                    |
| Other Capitated Services  | 548,262            | 1,070,712          | 426,197            | 2,045,171          |
| Other Miscellaneous   | (16)               | -                  | -                  | (16)               |
| Total Other MH & SS   | 548,247            | 1,070,712          | 426,197            | 2,045,156          |
| <b>Write-Ins for Other Administration</b>                       |                    |                    |                    |                    |
| Administrative Services Fee                                     | 16,944,358         | 19,274,002         | 12,933,140         | 49,151,500         |
| Behavioral Healthcare Services                                  | 1,452,799          | 2,651,573          | 1,387,935          | 5,492,306          |
| Other Miscellaneous   | 1,712,808          | 1,789,131          | 1,132,517          | 4,634,457          |
| Total Other Administration                                      | 20,109,965         | 23,714,706         | 15,453,592         | 59,278,263         |

**Note**

The pass-through revenue and associated taxes are excluded.

Premium taxes reported on accrual basis, please reference the reconciliation of cash to accrual basis accounting.

UnitedHealthcare Plan of the River Valley, Inc. - East  
Report 2A - TennCare Income Statement  
CRA 2.30.14.3.3 and 2.30.14.3.4  
March 31, 2023

|   | Current Qtr YTD<br>Total as of 3/31/2023 | YTD Total as of<br>3/31/2023 | Prior Year as of<br>12/31/2022 |
|---|--|------------------------------|--------------------------------|
| <b>Member Months</b>  | <b>524,329</b>                           | <b>524,329</b>               | <b>1,992,659</b>               |
| <b>Revenues:</b>  |  |                              |                                |
| TennCare Capitation   | 197,606,990                              | 197,606,990                  | 718,772,682                    |
| Investment  | -  | -                            | -                              |
| Other Revenues  | 622,076                                  | 622,076                      | 12,912,272                     |
| <b>Total Revenues</b>   | <b>198,229,066</b>                       | <b>198,229,066</b>           | <b>731,684,954</b>             |
| <b>Estimated Expenses:</b>                                      |  |                              |                                |
| <b>Hospital and Medical (w/o Mental Health)</b>                 |  |                              |                                |
| Capitated Physician Services                                    | -  | -                            | -                              |
| Fee-for Service Physician Services                              | 32,078,881                               | 32,078,881                   | 122,769,671                    |
| Inpatient Hospital Services                                     | 29,873,968                               | 29,873,968                   | 107,300,930                    |
| Outpatient Hospital Services                                    | 20,969,006                               | 20,969,006                   | 79,635,702                     |
| Emergency Room Services   | 10,784,043                               | 10,784,043                   | 40,477,720                     |
| Dental Services   | -  | -                            | -                              |
| Vision Services   | 673,767                                  | 673,767                      | 2,694,935                      |
| Pharmacy Services   | -  | -                            | -                              |
| Home Health Services  | 2,299,593                                | 2,299,593                    | 7,910,033                      |
| Chiropractic Services   | -  | -                            | -                              |
| Radiology Services  | 2,135,438                                | 2,135,438                    | 8,094,109                      |
| Laboratory Services   | 3,284,466                                | 3,284,466                    | 10,980,864                     |
| Durable Medical Equipment Services                              | 2,795,631                                | 2,795,631                    | 10,840,651                     |
| Transportation Services   | 1,162,150                                | 1,162,150                    | 4,475,352                      |
| Outside Referrals   | -  | -                            | -                              |
| Occupancy, Depreciation and Amortization                        | -  | -                            | -                              |
| Other Medical and Hospital Services - Write-Ins                 | (256,191)                                | (256,191)                    | 5,620,251                      |
| <b>Subtotal Medical and Hospital</b>                            | <b>105,800,751</b>                       | <b>105,800,751</b>           | <b>400,800,219</b>             |
| <b>Mental Health and Substance Abuse Services</b>               |  |                              |                                |
| Inpatient Psychiatric Facility Services                         | 2,419,179                                | 2,419,179                    | 10,160,339                     |
| Inpatient Substance Abuse Treatment and Detox                   | 238,826                                  | 238,826                      | 932,676                        |
| Outpatient Mental Health Services                               | 3,177,116                                | 3,177,116                    | 9,287,341                      |
| Outpatient Substance Abuse Treatment and Detox                  | 713,688                                  | 713,688                      | 3,141,279                      |
| Housing/Residential Treatment                                   | 3,211,508                                | 3,211,508                    | 10,605,822                     |
| Specialized Crisis Services                                     | 36,563                                   | 36,563                       | 161,087                        |
| Psychiatric Rehab and Support Services                          | 2,113,955                                | 2,113,955                    | 8,225,994                      |
| Case Management   | 2,145                                    | 2,145                        | 7,300                          |
| Forensics   | -  | -                            | -                              |
| Other Judicial  | -  | -                            | -                              |
| Pharmacy  | -  | -                            | -                              |
| Lab Services  | -  | -                            | -                              |
| Transportation  | 82,429                                   | 82,429                       | 250,022                        |
| Occupancy, Depreciation and Amortization                        | -  | -                            | -                              |
| Other Mental Health and Substance Abuse Services                | 1,197,237                                | 1,197,237                    | 4,777,245                      |
| PCP and Specialist Services                                     | -  | -                            | -                              |
| Tennessee Health Link   | 3,242,518                                | 3,242,518                    | 13,015,445                     |
| Other Mental Health Services - Write-Ins                        | 548,247                                  | 548,247                      | 2,163,926                      |
| <b>Subtotal MH&amp;SAS</b>                                      | <b>16,983,411</b>                        | <b>16,983,411</b>            | <b>62,728,476</b>              |
| <b>CHOICES</b>  |  |                              |                                |
| Nursing Facility Care   | 29,531,783                               | 29,531,783                   | 113,465,724                    |
| HCBS Services   | 7,974,117                                | 7,974,117                    | 29,489,747                     |
| <b>Subtotal CHOICES</b>   | <b>37,505,899</b>                        | <b>37,505,899</b>            | <b>142,955,471</b>             |
| Value Based Payouts   | -  | -                            | 67,587                         |
| Value Based Recoveries  | -  | -                            | -                              |
| Other Medical Incentive Pool and Withhold Adjustments           | -  | -                            | -                              |
| <b>Subtotal Hospital, Medical, MH&amp;SAS, CHOICES</b>          | <b>160,290,061</b>                       | <b>160,290,061</b>           | <b>606,551,753</b>             |
| <b>LESS:</b>  |  |                              |                                |
| Net Reinsurance Recoveries Incurred                             | -  | -                            | -                              |
| Copayments  | -  | -                            | -                              |
| Subrogation and Coordination of Benefits                        | -  | -                            | -                              |
| <b>Subtotal Reinsurance, Copay, Subrogation</b>                 | <b>-</b>                                 | <b>-</b>                     | <b>-</b>                       |
| <b>Total Hospital, Medical, MH&amp;SAS</b>                      | <b>160,290,061</b>                       | <b>160,290,061</b>           | <b>606,551,753</b>             |
| <b>Administration:</b>  |  |                              |                                |
| Compensation  | -  | -                            | -                              |
| Direct and Allocated Admin expenses                             | -  | -                            | -                              |
| Marketing   | -  | -                            | -                              |
| Interest Expense  | -  | -                            | -                              |
| Premium Tax Expense   | 11,776,818                               | 11,776,818                   | 43,749,921                     |
| Occupancy, Depreciation, and Amortization                       | -  | -                            | -                              |
| Other Administration - Write-Ins                                | 20,109,965                               | 20,109,965                   | 71,754,156                     |
| <b>Total Administration Expenses</b>                            | <b>31,886,783</b>                        | <b>31,886,783</b>            | <b>115,504,077</b>             |
| <b>Total Expenses</b>   | <b>192,176,844</b>                       | <b>192,176,844</b>           | <b>722,055,829</b>             |
| Extraordinary Item  | -  | -                            | -                              |
| Provision for Income Tax  | 1,270,967                                | 1,270,967                    | 2,022,116                      |
| <b>Net Income (Loss)</b>  | <b>4,781,255</b>                         | <b>4,781,255</b>             | <b>7,607,008</b>               |
| <b>Write-Ins for Other Revenues</b>                             |  |                              |                                |
| Other Revenue - TennCare Bonuses                                | -  | -                            | -                              |
| Other Revenue - ECF Administration Revenue and TennCare Bonuses | 747,127                                  | 747,127                      | 2,575,180                      |
| Other Revenue - Risk Corridor refund                            | (1,326,697)                              | (1,326,697)                  | (4,501,697)                    |
| Other Revenue - Risk Corridor Accrual                           | 1,201,646                                | 1,201,646                    | 14,838,789                     |
| Total Other Revenues  | 622,076                                  | 622,076                      | 12,912,272                     |
| <b>Write-Ins for Other Medical and Hospital</b>                 |  |                              |                                |
| Premium Deficiency Reserve                                      | -  | -                            | -                              |
| Other Miscellaneous   | (257,501)                                | (257,501)                    | 5,614,444                      |
| Other Capitated Services  | 1,310                                    | 1,310                        | 5,807                          |
| Total Other Medical and Hospital                                | (256,191)                                | (256,191)                    | 5,620,251                      |
| <b>Write-Ins for Other MH &amp; SS</b>                          |  |                              |                                |
| Other Capitated Services  | 548,262                                  | 548,262                      | 2,163,926                      |
| Other Miscellaneous   | (16)                                     | (16)                         | -                              |
| Total Other MH & SS   | 548,247                                  | 548,247                      | 2,163,926                      |
| <b>Write-Ins for Other Administration</b>                       |  |                              |                                |
| Administrative Services Fee                                     | 16,944,358                               | 16,944,358                   | 59,859,269                     |
| Behavioral Healthcare Services                                  | 1,452,799                                | 1,452,799                    | 5,566,825                      |
| Other Miscellaneous   | 1,712,808                                | 1,712,808                    | 6,328,062                      |
| Total Other Administration                                      | 20,109,965                               | 20,109,965                   | 71,754,156                     |

**Note**

The pass-through revenue and associated taxes are excluded.  
Premium taxes reported on accrual basis, please reference the reconciliation of cash to accrual basis accounting.

UnitedHealthcare Plan of the River Valley, Inc. - Middle  
Report 2A - TennCare Income Statement  
CRA 2.30.14.3.3 and 2.30.14.3.4  
March 31, 2023

|   | Current Qtr YTD<br>Total as of 3/31/2023 | YTD Total as of<br>3/31/2023 | Prior Year as of<br>12/31/2022 |
|---|--|------------------------------|--------------------------------|
| <b>Member Months</b>  | <b>641,235</b>                           | <b>641,235</b>               | <b>2,440,459</b>               |
| <b>Revenues:</b>  |  |                              |                                |
| TennCare Capitation   | 224,878,762                              | 224,878,762                  | 835,604,230                    |
| Investment  | -  | -                            | -                              |
| Other Revenues  | 694,684                                  | 694,684                      | 725,562                        |
| <b>Total Revenues</b>   | <b>225,573,446</b>                       | <b>225,573,446</b>           | <b>836,329,791</b>             |
| <b>Estimated Expenses:</b>                                      |  |                              |                                |
| <b>Hospital and Medical (w/o Mental Health)</b>                 |  |                              |                                |
| Capitated Physician Services                                    | -  | -                            | -                              |
| Fee-for Service Physician Services                              | 36,318,036                               | 36,318,036                   | 136,898,181                    |
| Inpatient Hospital Services                                     | 35,637,190                               | 35,637,190                   | 155,925,850                    |
| Outpatient Hospital Services                                    | 32,427,782                               | 32,427,782                   | 107,596,464                    |
| Emergency Room Services   | 9,219,536                                | 9,219,536                    | 35,344,932                     |
| Dental Services   | -  | -                            | -                              |
| Vision Services   | 901,069                                  | 901,069                      | 3,360,725                      |
| Pharmacy Services   | -  | -                            | -                              |
| Home Health Services  | 1,605,718                                | 1,605,718                    | 6,102,743                      |
| Chiropractic Services   | -  | -                            | -                              |
| Radiology Services  | 2,180,133                                | 2,180,133                    | 8,759,353                      |
| Laboratory Services   | 3,239,337                                | 3,239,337                    | 11,571,776                     |
| Durable Medical Equipment Services                              | 3,281,157                                | 3,281,157                    | 12,301,447                     |
| Transportation Services   | 1,386,017                                | 1,386,017                    | 5,302,419                      |
| Outside Referrals   | -  | -                            | -                              |
| Occupancy, Depreciation and Amortization                        | -  | -                            | -                              |
| Other Medical and Hospital Services - Write-Ins                 | 259,707                                  | 259,707                      | 1,869,392                      |
| <b>Subtotal Medical and Hospital</b>                            | <b>126,455,681</b>                       | <b>126,455,681</b>           | <b>485,033,283</b>             |
| <b>Mental Health and Substance Abuse Services</b>               |  |                              |                                |
| Inpatient Psychiatric Facility Services                         | 4,179,181                                | 4,179,181                    | 14,702,232                     |
| Inpatient Substance Abuse Treatment and Detox                   | 466,650                                  | 466,650                      | 1,693,418                      |
| Outpatient Mental Health Services                               | 5,691,995                                | 5,691,995                    | 15,766,307                     |
| Outpatient Substance Abuse Treatment and Detox                  | 975,129                                  | 975,129                      | 3,544,201                      |
| Housing/Residential Treatment                                   | 3,756,202                                | 3,756,202                    | 12,161,815                     |
| Specialized Crisis Services                                     | 58,588                                   | 58,588                       | 174,827                        |
| Psychiatric Rehab and Support Services                          | 4,154,046                                | 4,154,046                    | 13,632,678                     |
| Case Management   | 9,263                                    | 9,263                        | 21,827                         |
| Forensics   | -  | -                            | -                              |
| Other Judicial  | -  | -                            | -                              |
| Pharmacy  | -  | -                            | -                              |
| Lab Services  | -  | -                            | -                              |
| Transportation  | 134,431                                  | 134,431                      | 384,138                        |
| Occupancy, Depreciation and Amortization                        | -  | -                            | -                              |
| Other Mental Health and Substance Abuse Services                | 285,159                                  | 285,159                      | 913,802                        |
| PCP and Specialist Services                                     | -  | -                            | -                              |
| Tennessee Health Link   | 5,518,403                                | 5,518,403                    | 21,334,727                     |
| Other Mental Health Services - Write-Ins                        | 1,070,712                                | 1,070,712                    | 4,104,394                      |
| <b>Subtotal MH&amp;SAS</b>                                      | <b>26,299,758</b>                        | <b>26,299,758</b>            | <b>88,434,367</b>              |
| <b>CHOICES</b>  |  |                              |                                |
| Nursing Facility Care   | 24,804,509                               | 24,804,509                   | 100,996,984                    |
| HCBS Services   | 8,353,340                                | 8,353,340                    | 31,711,265                     |
| <b>Subtotal CHOICES</b>   | <b>33,157,849</b>                        | <b>33,157,849</b>            | <b>132,708,249</b>             |
| Value Based Payouts   | 265,917                                  | 265,917                      | 2,602,919                      |
| Value Based Recoveries  | -  | -                            | -                              |
| Other Medical Incentive Pool and Withhold Adjustments           | -  | -                            | -                              |
| <b>Subtotal Hospital, Medical, MH&amp;SAS, CHOICES</b>          | <b>186,179,206</b>                       | <b>186,179,206</b>           | <b>708,778,819</b>             |
| <b>LESS:</b>  |  |                              |                                |
| Net Reinsurance Recoveries Incurred                             | -  | -                            | -                              |
| Copayments  | -  | -                            | -                              |
| Subrogation and Coordination of Benefits                        | -  | -                            | -                              |
| <b>Subtotal Reinsurance, Copay, Subrogation</b>                 | <b>-</b>                                 | <b>-</b>                     | <b>-</b>                       |
| <b>Total Hospital, Medical, MH&amp;SAS</b>                      | <b>186,179,206</b>                       | <b>186,179,206</b>           | <b>708,778,819</b>             |
| <b>Administration:</b>  |  |                              |                                |
| Compensation  | -  | -                            | -                              |
| Direct and Allocated Admin expenses                             | -  | -                            | -                              |
| Marketing   | -  | -                            | -                              |
| Interest Expense  | -  | -                            | -                              |
| Premium Tax Expense   | 13,399,211                               | 13,399,211                   | 50,862,443                     |
| Occupancy, Depreciation, and Amortization                       | -  | -                            | -                              |
| Other Administration - Write-Ins                                | 23,714,706                               | 23,714,706                   | 84,861,858                     |
| <b>Total Administration Expenses</b>                            | <b>37,113,917</b>                        | <b>37,113,917</b>            | <b>135,724,301</b>             |
| <b>Total Expenses</b>   | <b>223,293,123</b>                       | <b>223,293,123</b>           | <b>844,503,120</b>             |
| Extraordinary Item  | -  | -                            | -                              |
| Provision for Income Tax  | 478,868                                  | 478,868                      | (1,716,399)                    |
| <b>Net Income (Loss)</b>  | <b>1,801,456</b>                         | <b>1,801,456</b>             | <b>(6,456,929)</b>             |
| <b>Write-Ins for Other Revenues</b>                             |  |                              |                                |
| Other Revenue - TennCare Bonuses                                | -  | -                            | -                              |
| Other Revenue - ECF Administration Revenue and TennCare Bonuses | 796,117                                  | 796,117                      | 2,932,749                      |
| Other Revenue - Risk Corridor refund                            | (1,558,581)                              | (1,558,581)                  | (5,093,893)                    |
| Other Revenue - Risk Corridor Accrual                           | 1,457,148                                | 1,457,148                    | 2,886,706                      |
| <b>Total Other Revenues</b>                                     | <b>694,684</b>                           | <b>694,684</b>               | <b>725,562</b>                 |
| <b>Write-Ins for Other Medical and Hospital</b>                 |  |                              |                                |
| Premium Deficiency Reserve                                      | -  | -                            | -                              |
| Other Miscellaneous   | 258,182                                  | 258,182                      | 1,865,723                      |
| Other Capitated Services  | 1,525                                    | 1,525                        | 3,669                          |
| <b>Total Other Medical and Hospital</b>                         | <b>259,707</b>                           | <b>259,707</b>               | <b>1,869,392</b>               |
| <b>Write-Ins for Other MH &amp; SS</b>                          |  |                              |                                |
| Other Capitated Services  | 1,070,712                                | 1,070,712                    | 4,104,394                      |
| Other Miscellaneous   | -  | -                            | -                              |
| <b>Total Other MH &amp; SS</b>                                  | <b>1,070,712</b>                         | <b>1,070,712</b>             | <b>4,104,394</b>               |
| <b>Write-Ins for Other Administration</b>                       |  |                              |                                |
| Administrative Services Fee                                     | 19,274,002                               | 19,274,002                   | 68,102,446                     |
| Behavioral Healthcare Services                                  | 2,651,573                                | 2,651,573                    | 10,162,978                     |
| Other Miscellaneous   | 1,789,131                                | 1,789,131                    | 6,596,433                      |
| <b>Total Other Administration</b>                               | <b>23,714,706</b>                        | <b>23,714,706</b>            | <b>84,861,858</b>              |

**Note**

The pass-through revenue and associated taxes are excluded.  
Premium taxes reported on accrual basis, please reference the reconciliation of cash to accrual basis accounting.



UnitedHealthcare Plan of the River Valley, Inc. - West  
Report 2A - TennCare Income Statement  
CRA 2.30.14.3.3 and 2.30.14.3.4  
March 31, 2023

|   | Current Qtr YTD<br>Total as of 3/31/2023 | YTD Total as of<br>3/31/2023 | Prior Year as of<br>12/31/2022 |
|---|--|------------------------------|--------------------------------|
| Member Months   | 443,542                                  | 443,542                      | 1,698,465                      |
| <b>Revenues:</b>  |  |                              |                                |
| TennCare Capitation   | 150,956,196                              | 150,956,196                  | 578,745,264                    |
| Investment  | -  | -                            | -                              |
| Other Revenues  | 470,686                                  | 470,686                      | 4,676,279                      |
| <b>Total Revenues</b>   | <b>151,426,882</b>                       | <b>151,426,882</b>           | <b>583,421,544</b>             |
| <b>Estimated Expenses:</b>                                      |  |                              |                                |
| <b>Hospital and Medical (w/o Mental Health)</b>                 |  |                              |                                |
| Capitated Physician Services                                    | -  | -                            | -                              |
| Fee-for Service Physician Services                              | 21,101,921                               | 21,101,921                   | 80,816,311                     |
| Inpatient Hospital Services                                     | 27,311,701                               | 27,311,701                   | 89,810,896                     |
| Outpatient Hospital Services                                    | 19,124,198                               | 19,124,198                   | 63,909,039                     |
| Emergency Room Services   | 5,562,522                                | 5,562,522                    | 20,218,424                     |
| Dental Services   | -  | -                            | -                              |
| Vision Services   | 631,678                                  | 631,678                      | 2,727,473                      |
| Pharmacy Services   | -  | -                            | -                              |
| Home Health Services  | 840,999                                  | 840,999                      | 3,181,108                      |
| Chiropractic Services   | -  | -                            | -                              |
| Radiology Services  | 1,306,688                                | 1,306,688                    | 4,796,965                      |
| Laboratory Services   | 1,905,784                                | 1,905,784                    | 6,851,828                      |
| Durable Medical Equipment Services                              | 1,937,172                                | 1,937,172                    | 7,375,818                      |
| Transportation Services   | 1,351,693                                | 1,351,693                    | 5,046,307                      |
| Outside Referrals   | -  | -                            | -                              |
| Occupancy, Depreciation and Amortization                        | -  | -                            | -                              |
| Other Medical and Hospital Services - Write-Ins                 | 47,228                                   | 47,228                       | 701,018                        |
| <b>Subtotal Medical and Hospital</b>                            | <b>81,121,584</b>                        | <b>81,121,584</b>            | <b>285,435,186</b>             |
| <b>Mental Health and Substance Abuse Services</b>               |  |                              |                                |
| Inpatient Psychiatric Facility Services                         | 3,730,686                                | 3,730,686                    | 14,873,924                     |
| Inpatient Substance Abuse Treatment and Detox                   | 198,791                                  | 198,791                      | 596,387                        |
| Outpatient Mental Health Services                               | 1,735,533                                | 1,735,533                    | 6,466,367                      |
| Outpatient Substance Abuse Treatment and Detox                  | 410,834                                  | 410,834                      | 1,280,455                      |
| Housing/Residential Treatment                                   | 1,655,322                                | 1,655,322                    | 6,661,187                      |
| Specialized Crisis Services                                     | 28,062                                   | 28,062                       | 108,841                        |
| Psychiatric Rehab and Support Services                          | 2,856,860                                | 2,856,860                    | 9,974,694                      |
| Case Management   | 901,088                                  | 901,088                      | 2,836,515                      |
| Forensics   | -  | -                            | -                              |
| Other Judicial  | -  | -                            | -                              |
| Pharmacy  | -  | -                            | -                              |
| Lab Services  | -  | -                            | -                              |
| Transportation  | 73,297                                   | 73,297                       | 173,200                        |
| Occupancy, Depreciation and Amortization                        | -  | -                            | -                              |
| Other Mental Health and Substance Abuse Services                | 74,895                                   | 74,895                       | 292,224                        |
| PCP and Specialist Services                                     | -  | -                            | -                              |
| Tennessee Health Link   | 1,242,315                                | 1,242,315                    | 5,215,379                      |
| Other Mental Health Services - Write-Ins                        | 426,197                                  | 426,197                      | 1,611,825                      |
| <b>Subtotal MH&amp;SAS</b>                                      | <b>13,333,880</b>                        | <b>13,333,880</b>            | <b>50,090,998</b>              |
| <b>CHOICES</b>  |  |                              |                                |
| Nursing Facility Care   | 24,832,800                               | 24,832,800                   | 91,772,854                     |
| HCBS Services   | 8,882,069                                | 8,882,069                    | 32,200,860                     |
| <b>Subtotal CHOICES</b>   | <b>33,714,868</b>                        | <b>33,714,868</b>            | <b>123,973,714</b>             |
| Value Based Payouts   | -  | -                            | 103,493                        |
| Value Based Recoveries  | -  | -                            | -                              |
| Other Medical Incentive Pool and Withhold Adjustments           | -  | -                            | -                              |
| <b>Subtotal Hospital, Medical, MH&amp;SAS, CHOICES</b>          | <b>128,170,332</b>                       | <b>128,170,332</b>           | <b>459,603,390</b>             |
| <b>LESS:</b>  |  |                              |                                |
| Net Reinsurance Recoveries Incurred                             | -  | -                            | -                              |
| Copayments  | -  | -                            | -                              |
| Subrogation and Coordination of Benefits                        | -  | -                            | -                              |
| <b>Subtotal Reinsurance, Copay, Subrogation</b>                 | <b>-</b>                                 | <b>-</b>                     | <b>-</b>                       |
| <b>Total Hospital, Medical, MH&amp;SAS</b>                      | <b>128,170,332</b>                       | <b>128,170,332</b>           | <b>459,603,390</b>             |
| <b>Administration:</b>  |  |                              |                                |
| Compensation  | -  | -                            | -                              |
| Direct and Allocated Admin expenses                             | -  | -                            | -                              |
| Marketing   | -  | -                            | -                              |
| Interest Expense  | -  | -                            | -                              |
| Premium Tax Expense   | 8,994,297                                | 8,994,297                    | 35,218,210                     |
| Occupancy, Depreciation, and Amortization                       | -  | -                            | -                              |
| Other Administration - Write-Ins                                | 15,453,592                               | 15,453,592                   | 57,392,813                     |
| <b>Total Administration Expenses</b>                            | <b>24,447,889</b>                        | <b>24,447,889</b>            | <b>92,611,023</b>              |
| <b>Total Expenses</b>   | <b>152,618,221</b>                       | <b>152,618,221</b>           | <b>552,214,413</b>             |
| Extraordinary Item  | -  | -                            | -                              |
| Provision for Income Tax  | (250,181)                                | (250,181)                    | 6,553,497                      |
| <b>Net Income (Loss)</b>  | <b>(941,158)</b>                         | <b>(941,158)</b>             | <b>24,653,633</b>              |
| <b>Write-Ins for Other Revenues</b>                             |  |                              |                                |
| Other Revenue - TennCare Bonuses                                | -  | -                            | -                              |
| Other Revenue - ECF Administration Revenue and TennCare Bonuses | 480,394                                  | 480,394                      | 1,928,671                      |
| Other Revenue - Risk Corridor refund                            | (1,051,243)                              | (1,051,243)                  | (3,860,257)                    |
| Other Revenue - Risk Corridor Accrual                           | 1,041,535                                | 1,041,535                    | 6,607,865                      |
| Total Other Revenues  | 470,686                                  | 470,686                      | 4,676,279                      |
| <b>Write-Ins for Other Medical and Hospital</b>                 |  |                              |                                |
| Premium Deficiency Reserve                                      | -  | -                            | -                              |
| Other Miscellaneous   | 46,228                                   | 46,228                       | 696,602                        |
| Other Capitated Services  | 1,000                                    | 1,000                        | 4,416                          |
| Total Other Medical and Hospital                                | 47,228                                   | 47,228                       | 701,018                        |
| <b>Write-Ins for Other MH &amp; SS</b>                          |  |                              |                                |
| Other Capitated Services  | 426,197                                  | 426,197                      | 1,611,825                      |
| Other Miscellaneous   | -  | -                            | -                              |
| Total Other MH & SS   | 426,197                                  | 426,197                      | 1,611,825                      |
| <b>Write-Ins for Other Administration</b>                       |  |                              |                                |
| Administrative Services Fee                                     | 12,933,140                               | 12,933,140                   | 47,660,640                     |
| Behaviorial Healthcare Services                                 | 1,387,935                                | 1,387,935                    | 5,359,606                      |
| Other Miscellaneous   | 1,132,517                                | 1,132,517                    | 4,372,567                      |
| Total Other Administration                                      | 15,453,592                               | 15,453,592                   | 57,392,813                     |

**Note**

The pass-through revenue and associated taxes are excluded.  
Premium taxes reported on accrual basis, please reference the reconciliation of cash to accrual basis accounting.



## Actuarial Certification

Carrier: UnitedHealthcare Plan of the River Valley, Inc.  
Date: April 13, 2023  
Valuation Date: March 31, 2023  
Subject: TennCare Claim Reserve Estimate (IBNR) as of March 31, 2023 – Risk Business – Eastern Tennessee – Long Term Care

I, Kevin P. Donnelly, am Vice President of Actuarial Services for United HealthCare. I am a member of the American Academy of Actuaries and am qualified to render the actuarial opinion contained herein.

In my opinion, the claim reserve estimate (IBNR) of \$13,389,943 provides good and sufficient provision for all unpaid claim liabilities and was computed in accordance with currently accepted actuarial standards.

Note that, as of March 31, 2023, this block of business had approximately 2,800 members.

A handwritten signature in blue ink, appearing to read 'K. Donnelly', written over a horizontal line.

Kevin P. Donnelly, FSA, FCAS, MAAA

Vice President of Actuarial Services, United Healthcare

9800 Health Care Lane, MN006-W009

Minnetonka, MN 55343

(952) 931-5433

E-mail: [Kevin.donnelly@uhc.com](mailto:Kevin.donnelly@uhc.com)



Actuarial Certification

Carrier: UnitedHealthcare Plan of the River Valley, Inc.  
Date: April 13, 2023  
Valuation Date: March 31, 2023  
Subject: TennCare Claim Reserve Estimate (IBNR) as of March 31, 2023 – Risk Business – Eastern Tennessee – Excluding CHIP and Long Term Care

I, Kevin P. Donnelly, am Vice President of Actuarial Services for United HealthCare. I am a member of the American Academy of Actuaries and am qualified to render the actuarial opinion contained herein.

In my opinion, the claim reserve estimate (IBNR) of \$64,645,051 provides good and sufficient provision for all unpaid claim liabilities and was computed in accordance with currently accepted actuarial standards.

Note that, as of March 31, 2023, this block of business had approximately 169,300 members.

A handwritten signature in blue ink, appearing to read 'Kevin P. Donnelly', written over a horizontal line.

Kevin P. Donnelly, FSA, FCAS, MAAA

Vice President of Actuarial Services, United Healthcare

9800 Health Care Lane, MN006-W009

Minnetonka, MN 55343

(952) 931-5433

E-mail: [Kevin.donnelly@uhc.com](mailto:Kevin.donnelly@uhc.com)



Actuarial Certification

Carrier: UnitedHealthcare Plan of the River Valley, Inc.  
Date: April 13, 2023  
Valuation Date: March 31, 2023  
Subject: TennCare Claim Reserve Estimate (IBNR) as of March 31, 2023 – Risk Business – Middle Tennessee – Long Term Care

I, Kevin P. Donnelly, am Vice President of Actuarial Services for United HealthCare. I am a member of the American Academy of Actuaries and am qualified to render the actuarial opinion contained herein.

In my opinion, the claim reserve estimate (IBNR) of \$12,954,327 provides good and sufficient provision for all unpaid claim liabilities and was computed in accordance with currently accepted actuarial standards.

Note that, as of March 31, 2023, this block of business had approximately 2,500 members.

A handwritten signature in blue ink, appearing to read 'Kevin P. Donnelly', written over a horizontal line.

Kevin P. Donnelly, FSA, FCAS, MAAA

Vice President of Actuarial Services, United Healthcare

9800 Health Care Lane, MN006-W009

Minnetonka, MN 55343

(952) 931-5433

E-mail: [Kevin.donnelly@uhc.com](mailto:Kevin.donnelly@uhc.com)



Actuarial Certification

Carrier: UnitedHealthcare Plan of the River Valley, Inc.  
Date: April 13, 2023  
Valuation Date: March 31, 2023  
Subject: TennCare Claim Reserve Estimate (IBNR) as of March 31, 2023 – Risk Business – Middle Tennessee – Excluding CHIP and Long Term Care

I, Kevin P. Donnelly, am Vice President of Actuarial Services for United HealthCare. I am a member of the American Academy of Actuaries and am qualified to render the actuarial opinion contained herein.

In my opinion, the claim reserve estimate (IBNR) of \$70,190,590 provides good and sufficient provision for all unpaid claim liabilities and was computed in accordance with currently accepted actuarial standards.

Note that, as of March 31, 2023, this block of business had approximately 206,700 members.

A handwritten signature in blue ink, appearing to read 'Kevin P. Donnelly', written over a horizontal line.

Kevin P. Donnelly, FSA, FCAS, MAAA

Vice President of Actuarial Services, United Healthcare

9800 Health Care Lane, MN006-W009

Minnetonka, MN 55343

(952) 931-5433

E-mail: [Kevin.donnelly@uhc.com](mailto:Kevin.donnelly@uhc.com)



## Actuarial Certification

Carrier: UnitedHealthcare Plan of the River Valley, Inc.  
Date: April 13, 2023  
Valuation Date: March 31, 2023  
Subject: TennCare Claim Reserve Estimate (IBNR) as of March 31, 2023 – Risk Business –  
Western Tennessee – Long Term Care

I, Kevin P. Donnelly, am Vice President of Actuarial Services for United HealthCare. I am a member of the American Academy of Actuaries and am qualified to render the actuarial opinion contained herein.

In my opinion, the claim reserve estimate (IBNR) of \$12,462,135 provides good and sufficient provision for all unpaid claim liabilities and was computed in accordance with currently accepted actuarial standards.

Note that, as of March 31, 2023, this block of business had approximately 2,300 members.

A handwritten signature in blue ink, appearing to read 'Kevin P. Donnelly', is written over a horizontal line. The signature is fluid and cursive.

Kevin P. Donnelly, FSA, FCAS, MAAA

Vice President of Actuarial Services, United Healthcare

9800 Health Care Lane, MN006-W009

Minnetonka, MN 55343

(952) 931-5433

E-mail: [Kevin.donnelly@uhc.com](mailto:Kevin.donnelly@uhc.com)



Actuarial Certification

Carrier: UnitedHealthcare Plan of the River Valley, Inc.  
Date: April 13, 2023  
Valuation Date: March 31, 2023  
Subject: TennCare Claim Reserve Estimate (IBNR) as of March 31, 2023 – Risk Business – Western Tennessee – Excluding CHIP and Long Term Care

I, Kevin P. Donnelly, am Vice President of Actuarial Services for United HealthCare. I am a member of the American Academy of Actuaries and am qualified to render the actuarial opinion contained herein.

In my opinion, the claim reserve estimate (IBNR) of \$50,559,631 provides good and sufficient provision for all unpaid claim liabilities and was computed in accordance with currently accepted actuarial standards.

Note that, as of March 31, 2023, this block of business had approximately 144,500 members.

A handwritten signature in blue ink, appearing to read "Kevin P. Donnelly", written over a horizontal line.

Kevin P. Donnelly, FSA, FCAS, MAAA

Vice President of Actuarial Services, United Healthcare

9800 Health Care Lane, MN006-W009

Minnetonka, MN 55343

(952) 931-5433

E-mail: [Kevin.donnelly@uhc.com](mailto:Kevin.donnelly@uhc.com)



April 13, 2023

## STATEMENT OF ACTUARIAL OPINION

Statutory Quarterly Statement of United Healthcare Plan of the River Valley, Inc.

Medicaid Risk Business in Eastern Tennessee, Long Term Care

As of and for the Period Ended March 31, 2023

I, Kevin P. Donnelly, am a Member of the American Academy of Actuaries (Academy) and Vice President of Actuarial Services for United Healthcare Plan of the River Valley, Inc.'s Medicaid plans. I meet the Academy qualification standards for rendering this statement of actuarial opinion.

This statement is for United Healthcare Plan of the River Valley, Inc.'s Medicaid Long Term Care risk business in Eastern Tennessee, which had approximately 2,800 members on March 31, 2023. This business became effective August 1, 2010.

I have examined the actuarial assumptions and methods used in determining the loss reserves listed below, as prepared for filing with regulatory officials as of March 31, 2023.

I have determined that the appropriate level for claims liability for this block of business is \$13,389,943.

Note that in the annual statement, both Medicaid and non-Medicaid businesses are combined.

My examination included such review of the actuarial assumptions and actuarial methods and of the underlying basic liability records and such tests of the actuarial calculations as I considered necessary.

In my opinion the amounts carried in the balance sheet on account of the actuarial items identified above:

- a) Are computed in accordance with presently accepted actuarial standards consistently applied and are fairly stated in accordance with sound actuarial principles;
- b) Are based on actuarial assumptions which are in accordance with or stronger than those called for in related contract provisions and are appropriate for the purpose for which the statement was prepared;
- c) Meet the requirements of the laws of the State of Tennessee;
- d) Make good and sufficient provision for all unpaid claims and other actuarial liabilities of the organization guaranteed under the terms of its contracts and agreements;




- e) Are computed on the basis of actuarial assumptions and methods consistent in all material respects with those used in computing the corresponding items in the annual statement of the preceding year-end; and
- f) Include provision, in the aggregate, for all actuarial reserves and related statement items which ought to be established.

The actuarial methods, considerations and analyses used in forming my opinion conform to the appropriate Standards of Practice as promulgated from time to time by the Actuarial Standards Board, whose standards form the basis of this statement of opinion.

This statement has been prepared for inclusion with United Healthcare Plan of the River Valley, Inc.'s statutory quarterly statement for filing with regulatory authorities of the State of Tennessee and is intended for no other purpose.

April 13, 2023



Kevin P. Donnelly, FSA, FCAS, MAAA

Vice President of Actuarial Services, United Healthcare

9800 Health Care Lane, MN006-W009

Minnetonka, MN 55343

(952) 931-5433

E-mail: [Kevin.donnelly@uhc.com](mailto:Kevin.donnelly@uhc.com)



April 13, 2023

## STATEMENT OF ACTUARIAL OPINION

Statutory Quarterly Statement of United Healthcare Plan of the River Valley, Inc.

Medicaid Risk Business in Eastern Tennessee, Excluding LTC and CHIP

As of and for the Period Ended March 31, 2023

I, Kevin P. Donnelly, am a Member of the American Academy of Actuaries (Academy) and Vice President of Actuarial Services for United Healthcare Plan of the River Valley, Inc.'s Medicaid plans. I meet the Academy qualification standards for rendering this statement of actuarial opinion.

This statement is for United Healthcare Plan of the River Valley, Inc.'s Medicaid risk business in Eastern Tennessee, which had approximately 169,300 members on March 31, 2023. This business became effective July 1, 2009.

I have examined the actuarial assumptions and methods used in determining the loss reserves listed below, as prepared for filing with regulatory officials as of March 31, 2023.

I have determined that the appropriate level for claims liability for this block of business is \$64,645,051.

Note that in the annual statement, both Medicaid and non-Medicaid businesses are combined.

My examination included such review of the actuarial assumptions and actuarial methods and of the underlying basic liability records and such tests of the actuarial calculations as I considered necessary.

In my opinion the amounts carried in the balance sheet on account of the actuarial items identified above:


- a) Are computed in accordance with presently accepted actuarial standards consistently applied and are fairly stated in accordance with sound actuarial principles;
- b) Are based on actuarial assumptions which are in accordance with or stronger than those called for in related contract provisions and are appropriate for the purpose for which the statement was prepared;
- c) Meet the requirements of the laws of the State of Tennessee;
- d) Make good and sufficient provision for all unpaid claims and other actuarial liabilities of the organization guaranteed under the terms of its contracts and agreements;

- e) Are computed on the basis of actuarial assumptions and methods consistent in all material respects with those used in computing the corresponding items in the annual statement of the preceding year-end; and
- f) Include provision, in the aggregate, for all actuarial reserves and related statement items which ought to be established.

The actuarial methods, considerations and analyses used in forming my opinion conform to the appropriate Standards of Practice as promulgated from time to time by the Actuarial Standards Board, whose standards form the basis of this statement of opinion.

This statement has been prepared for inclusion with United Healthcare Plan of the River Valley, Inc.'s statutory quarterly statement for filing with regulatory authorities of the State of Tennessee and is intended for no other purpose.

April 13, 2023



Kevin P. Donnelly, FSA, FCAS, MAAA

Vice President of Actuarial Services, United Healthcare

9800 Health Care Lane, MN006-W009

Minnetonka, MN 55343

(952) 931-5433

E-mail: [Kevin.donnelly@uhc.com](mailto:Kevin.donnelly@uhc.com)



April 13, 2023

## STATEMENT OF ACTUARIAL OPINION

Statutory Quarterly Statement of United Healthcare Plan of the River Valley, Inc.

Medicaid Risk Business in Middle Tennessee, Long Term Care

As of and for the Period Ended March 31, 2023

I, Kevin P. Donnelly, am a Member of the American Academy of Actuaries (Academy) and Vice President of Actuarial Services for United Healthcare Plan of the River Valley, Inc.'s Medicaid plans. I meet the Academy qualification standards for rendering this statement of actuarial opinion.

This statement is for United Healthcare Plan of the River Valley, Inc.'s Medicaid Long Term Care risk business in Middle Tennessee, which had 2,500 members on March 31, 2023. This business became effective December 1, 2010.

I have examined the actuarial assumptions and methods used in determining the loss reserves listed below, as prepared for filing with regulatory officials as of March 31, 2023.

I have determined that the appropriate level for claims liability for this block of business is \$12,954,327.

Note that in the annual statement, both Medicaid and non-Medicaid businesses are combined.

My examination included such review of the actuarial assumptions and actuarial methods and of the underlying basic liability records and such tests of the actuarial calculations as I considered necessary.

In my opinion the amounts carried in the balance sheet on account of the actuarial items identified above:


- a) Are computed in accordance with presently accepted actuarial standards consistently applied and are fairly stated in accordance with sound actuarial principles;
- b) Are based on actuarial assumptions which are in accordance with or stronger than those called for in related contract provisions and are appropriate for the purpose for which the statement was prepared;
- c) Meet the requirements of the laws of the State of Tennessee;
- d) Make good and sufficient provision for all unpaid claims and other actuarial liabilities of the organization guaranteed under the terms of its contracts and agreements;

- e) Are computed on the basis of actuarial assumptions and methods consistent in all material respects with those used in computing the corresponding items in the annual statement of the preceding year-end; and
- f) Include provision, in the aggregate, for all actuarial reserves and related statement items which ought to be established.

The actuarial methods, considerations and analyses used in forming my opinion conform to the appropriate Standards of Practice as promulgated from time to time by the Actuarial Standards Board, whose standards form the basis of this statement of opinion.

This statement has been prepared for inclusion with United Healthcare Plan of the River Valley, Inc.'s statutory quarterly statement for filing with regulatory authorities of the State of Tennessee and is intended for no other purpose.

April 13, 2023



Kevin P. Donnelly, FSA, FCAS/MAAA

Vice President of Actuarial Services, United Healthcare

9800 Health Care Lane, MN006-W009

Minnetonka, MN 55343

(952) 931-5433

E-mail: [Kevin.donnelly@uhc.com](mailto:Kevin.donnelly@uhc.com)



April 13, 2023

## STATEMENT OF ACTUARIAL OPINION

Statutory Quarterly Statement of United Healthcare Plan of the River Valley, Inc.

Medicaid Risk Business in Middle Tennessee, Excluding LTC and CHIP

As of and for the Period Ended March 31, 2023

I, Kevin P. Donnelly, am a Member of the American Academy of Actuaries (Academy) and Vice President of Actuarial Services for United Healthcare Plan of the River Valley, Inc.'s Medicaid plans. I meet the Academy qualification standards for rendering this statement of actuarial opinion.

This statement is for United Healthcare Plan of the River Valley, Inc.'s Medicaid risk business in Middle Tennessee, which had approximately 206,700 members on March 31, 2023. This business became effective April 1, 2007.

I have examined the actuarial assumptions and methods used in determining the loss reserves listed below, as prepared for filing with regulatory officials as of March 31, 2023.

I have determined that the appropriate level for claims liability for this block of business is \$70,190,590.

Note that in the annual statement, both Medicaid and non-Medicaid businesses are combined.

My examination included such review of the actuarial assumptions and actuarial methods and of the underlying basic liability records and such tests of the actuarial calculations as I considered necessary.

In my opinion the amounts carried in the balance sheet on account of the actuarial items identified above:


- a) Are computed in accordance with presently accepted actuarial standards consistently applied and are fairly stated in accordance with sound actuarial principles;
- b) Are based on actuarial assumptions which are in accordance with or stronger than those called for in related contract provisions and are appropriate for the purpose for which the statement was prepared;
- c) Meet the requirements of the laws of the State of Tennessee;
- d) Make good and sufficient provision for all unpaid claims and other actuarial liabilities of the organization guaranteed under the terms of its contracts and agreements;

- e) Are computed on the basis of actuarial assumptions and methods consistent in all material respects with those used in computing the corresponding items in the annual statement of the preceding year-end; and
- f) Include provision, in the aggregate, for all actuarial reserves and related statement items which ought to be established.

The actuarial methods, considerations and analyses used in forming my opinion conform to the appropriate Standards of Practice as promulgated from time to time by the Actuarial Standards Board, whose standards form the basis of this statement of opinion.

This statement has been prepared for inclusion with United Healthcare Plan of the River Valley, Inc.'s statutory quarterly statement for filing with regulatory authorities of the State of Tennessee and is intended for no other purpose.

April 13, 2023



Kevin P. Donnelly, FSA, FCAS, MAAA

Vice President of Actuarial Services, United Healthcare

9800 Health Care Lane, MN006-W009

Minnetonka, MN 55343

(952) 931-5433

E-mail: [Kevin.donnelly@uhc.com](mailto:Kevin.donnelly@uhc.com)





April 13, 2023

## STATEMENT OF ACTUARIAL OPINION

Statutory Quarterly Statement of United Healthcare Plan of the River Valley, Inc.

Medicaid Risk Business in Western Tennessee, Long Term Care

As of and for the Period Ended March 31, 2023

I, Kevin P. Donnelly, am a Member of the American Academy of Actuaries (Academy) and Vice President of Actuarial Services for United Healthcare Plan of the River Valley, Inc.'s Medicaid plans. I meet the Academy qualification standards for rendering this statement of actuarial opinion.

This statement is for United Healthcare Plan of the River Valley, Inc.'s Medicaid Long Term Care risk business in Western Tennessee, which had approximately 2,300 members on March 31, 2023. This business became effective August 1, 2010.

I have examined the actuarial assumptions and methods used in determining the loss reserves listed below, as prepared for filing with regulatory officials as of March 31, 2023.

I have determined that the appropriate level for claims liability for this block of business is \$12,462,135.

Note that in the annual statement, both Medicaid and non-Medicaid businesses are combined.

My examination included such review of the actuarial assumptions and actuarial methods and of the underlying basic liability records and such tests of the actuarial calculations as I considered necessary.

In my opinion the amounts carried in the balance sheet on account of the actuarial items identified above:

- a) Are computed in accordance with presently accepted actuarial standards consistently applied and are fairly stated in accordance with sound actuarial principles;
- b) Are based on actuarial assumptions which are in accordance with or stronger than those called for in related contract provisions and are appropriate for the purpose for which the statement was prepared;
- c) Meet the requirements of the laws of the State of Tennessee;
- d) Make good and sufficient provision for all unpaid claims and other actuarial liabilities of the organization guaranteed under the terms of its contracts and agreements;




- e) Are computed on the basis of actuarial assumptions and methods consistent in all material respects with those used in computing the corresponding items in the annual statement of the preceding year-end; and
- f) Include provision, in the aggregate, for all actuarial reserves and related statement items which ought to be established.

The actuarial methods, considerations and analyses used in forming my opinion conform to the appropriate Standards of Practice as promulgated from time to time by the Actuarial Standards Board, whose standards form the basis of this statement of opinion.

This statement has been prepared for inclusion with United Healthcare Plan of the River Valley, Inc.'s statutory quarterly statement for filing with regulatory authorities of the State of Tennessee and is intended for no other purpose.

April 13, 2023



Kevin P. Donnelly, FSA, FCAS, MAAA

Vice President of Actuarial Services, United Healthcare

9800 Health Care Lane, MN006-W009

Minnetonka, MN 55343

(952) 931-5433

E-mail: [Kevin.donnelly@uhc.com](mailto:Kevin.donnelly@uhc.com)



April 13, 2023

## STATEMENT OF ACTUARIAL OPINION

Statutory Quarterly Statement of United Healthcare Plan of the River Valley, Inc.

Medicaid Risk Business in Western Tennessee, Excluding LTC and CHIP

As of and for the Period Ended March 31, 2023

I, Kevin P. Donnelly, am a Member of the American Academy of Actuaries (Academy) and Vice President of Actuarial Services for United Healthcare Plan of the River Valley, Inc.'s Medicaid plans. I meet the Academy qualification standards for rendering this statement of actuarial opinion.

This statement is for United Healthcare Plan of the River Valley, Inc.'s Medicaid risk business in Western Tennessee, which had approximately 144,500 members on March 31, 2023. This business became effective December 1, 2008.

I have examined the actuarial assumptions and methods used in determining the loss reserves listed below, as prepared for filing with regulatory officials as of March 31, 2023.

I have determined that the appropriate level for claims liability for this block of business is \$50,559,631.

Note that in the annual statement, both Medicaid and non-Medicaid businesses are combined.

My examination included such review of the actuarial assumptions and actuarial methods and of the underlying basic liability records and such tests of the actuarial calculations as I considered necessary.

In my opinion the amounts carried in the balance sheet on account of the actuarial items identified above:


- a) Are computed in accordance with presently accepted actuarial standards consistently applied and are fairly stated in accordance with sound actuarial principles;
- b) Are based on actuarial assumptions which are in accordance with or stronger than those called for in related contract provisions and are appropriate for the purpose for which the statement was prepared;
- c) Meet the requirements of the laws of the State of Tennessee;
- d) Make good and sufficient provision for all unpaid claims and other actuarial liabilities of the organization guaranteed under the terms of its contracts and agreements;

- e) Are computed on the basis of actuarial assumptions and methods consistent in all material respects with those used in computing the corresponding items in the annual statement of the preceding year-end; and
- f) Include provision, in the aggregate, for all actuarial reserves and related statement items which ought to be established.

The actuarial methods, considerations and analyses used in forming my opinion conform to the appropriate Standards of Practice as promulgated from time to time by the Actuarial Standards Board, whose standards form the basis of this statement of opinion.

This statement has been prepared for inclusion with United Healthcare Plan of the River Valley, Inc.'s statutory quarterly statement for filing with regulatory authorities of the State of Tennessee and is intended for no other purpose.

April 13, 2023



---

Kevin P. Donnelly, FSA, FCAS, MAAA

Vice President of Actuarial Services, United Healthcare

9800 Health Care Lane, MN006-W009

Minnetonka, MN 55343

(952) 931-5433

E-mail: [Kevin.donnelly@uhc.com](mailto:Kevin.donnelly@uhc.com)



Actuarial Certification

Carrier: UnitedHealthcare Plan of the River Valley, Inc.  
Date: April 13, 2023  
Valuation Date: March 31, 2023  
Subject: TennCare Claim Reserve Estimate (IBNR) as of March 31, 2023 – Risk Business – Eastern Tennessee – CHIP

I, Kevin P. Donnelly, am Vice President of Actuarial Services for United HealthCare. I am a member of the American Academy of Actuaries and am qualified to render the actuarial opinion contained herein.

In my opinion, the claim reserve estimate (IBNR) of \$945,450 provides good and sufficient provision for all unpaid claim liabilities and was computed in accordance with currently accepted actuarial standards.

Note that, as of March 31, 2023, this block of business had approximately 4,400 members.

A handwritten signature in blue ink, appearing to read 'Kevin P. Donnelly', written over a horizontal line.

Kevin P. Donnelly, FSA, FCAS, MAAA

Vice President of Actuarial Services, United Healthcare

9800 Health Care Lane, MN006-W009

Minnetonka, MN 55343

(952) 931-5433

E-mail: [Kevin.donnelly@uhc.com](mailto:Kevin.donnelly@uhc.com)



Actuarial Certification

Carrier: UnitedHealthcare Plan of the River Valley, Inc.  
Date: April 13, 2023  
Valuation Date: March 31, 2023  
Subject: TennCare Claim Reserve Estimate (IBNR) as of March 31, 2023 – Risk Business – Middle Tennessee – CHIP

I, Kevin P. Donnelly, am Vice President of Actuarial Services for United HealthCare. I am a member of the American Academy of Actuaries and am qualified to render the actuarial opinion contained herein.

In my opinion, the claim reserve estimate (IBNR) of \$1,728,652 provides good and sufficient provision for all unpaid claim liabilities and was computed in accordance with currently accepted actuarial standards.

Note that, as of March 31, 2023, this block of business had approximately 6,800 members.

A handwritten signature in blue ink, appearing to read 'Kevin P. Donnelly', written over a horizontal line.

Kevin P. Donnelly, FSA, FCAS, MAAA

Vice President of Actuarial Services, United Healthcare

9800 Health Care Lane, MN006-W009

Minnetonka, MN 55343

(952) 931-5433

E-mail: Kevin.donnelly@uhc.com



Actuarial Certification

Carrier: UnitedHealthcare Plan of the River Valley, Inc.  
Date: April 13, 2023  
Valuation Date: March 31, 2023  
Subject: TennCare Claim Reserve Estimate (IBNR) as of March 31, 2023 – Risk Business –  
Western Tennessee – CHIP

I, Kevin P. Donnelly, am Vice President of Actuarial Services for United HealthCare. I am a member of the American Academy of Actuaries and am qualified to render the actuarial opinion contained herein.

In my opinion, the claim reserve estimate (IBNR) of \$484,942 provides good and sufficient provision for all unpaid claim liabilities and was computed in accordance with currently accepted actuarial standards.

Note that, as of March 31, 2023, this block of business had approximately 2,600 members.

A handwritten signature in blue ink, appearing to read "Kevin P. Donnelly", written over a horizontal line.

Kevin P. Donnelly, FSA, CAS, MAAA

Vice President of Actuarial Services, United Healthcare

9800 Health Care Lane, MN006-W009

Minnetonka, MN 55343

(952) 931-5433

E-mail: Kevin.donnelly@uhc.com



April 13, 2023

## STATEMENT OF ACTUARIAL OPINION

Statutory Quarterly Statement of United Healthcare Plan of the River Valley, Inc.

Medicaid Risk Business (CHIP) in Eastern Tennessee

As of and for the Period Ended March 31, 2023

I, Kevin P. Donnelly, am a Member of the American Academy of Actuaries (Academy) and Vice President of Actuarial Services for United Healthcare Plan of the River Valley, Inc.'s Medicaid plans. I meet the Academy qualification standards for rendering this statement of actuarial opinion.

This statement is for United Healthcare Plan of the River Valley, Inc.'s Medicaid risk business in Eastern Tennessee (CHIP), which had approximately 4,400 members on March 31, 2023. This business became effective January 1, 2021.

I have examined the actuarial assumptions and methods used in determining the loss reserves listed below, as prepared for filing with regulatory officials as of March 31, 2023.

I have determined that the appropriate level for claims liability for this block of business is \$945,450.

Note that in the annual statement, both Medicaid and non-Medicaid businesses are combined.

My examination included such review of the actuarial assumptions and actuarial methods and of the underlying basic liability records and such tests of the actuarial calculations as I considered necessary.

In my opinion the amounts carried in the balance sheet on account of the actuarial items identified above:


- a) Are computed in accordance with presently accepted actuarial standards consistently applied and are fairly stated in accordance with sound actuarial principles;
- b) Are based on actuarial assumptions which are in accordance with or stronger than those called for in related contract provisions and are appropriate for the purpose for which the statement was prepared;
- c) Meet the requirements of the laws of the State of Tennessee;
- d) Make good and sufficient provision for all unpaid claims and other actuarial liabilities of the organization guaranteed under the terms of its contracts and agreements;

- e) Are computed on the basis of actuarial assumptions and methods consistent in all material respects with those used in computing the corresponding items in the annual statement of the preceding year-end; and
- f) Include provision, in the aggregate, for all actuarial reserves and related statement items which ought to be established.

The actuarial methods, considerations and analyses used in forming my opinion conform to the appropriate Standards of Practice as promulgated from time to time by the Actuarial Standards Board, whose standards form the basis of this statement of opinion.

This statement has been prepared for inclusion with United Healthcare Plan of the River Valley, Inc.'s statutory quarterly statement for filing with regulatory authorities of the State of Tennessee and is intended for no other purpose.

April 13, 2023



Kevin P. Donnelly, FSA, FCAS, MAAA

Vice President of Actuarial Services, United Healthcare

9800 Health Care Lane, MN006-W009

Minnetonka, MN 55343

(952) 931-5433

E-mail: [Kevin.donnelly@uhc.com](mailto:Kevin.donnelly@uhc.com)





April 13, 2023

## STATEMENT OF ACTUARIAL OPINION

Statutory Quarterly Statement of United Healthcare Plan of the River Valley, Inc.

Medicaid Risk Business (CHIP) in Middle Tennessee

As of and for the Period Ended March 31, 2023

I, Kevin P. Donnelly, am a Member of the American Academy of Actuaries (Academy) and Vice President of Actuarial Services for United Healthcare Plan of the River Valley, Inc.'s Medicaid plans. I meet the Academy qualification standards for rendering this statement of actuarial opinion.

This statement is for United Healthcare Plan of the River Valley, Inc.'s Medicaid Long Term Care risk business in Middle Tennessee (CHIP), which had approximately 6,800 members on March 31, 2023. This business became effective January 1, 2021.

I have examined the actuarial assumptions and methods used in determining the loss reserves listed below, as prepared for filing with regulatory officials as of March 31, 2023.

I have determined that the appropriate level for claims liability for this block of business is \$1,728,652.

Note that in the annual statement, both Medicaid and non-Medicaid businesses are combined.

My examination included such review of the actuarial assumptions and actuarial methods and of the underlying basic liability records and such tests of the actuarial calculations as I considered necessary.

In my opinion the amounts carried in the balance sheet on account of the actuarial items identified above:


- a) Are computed in accordance with presently accepted actuarial standards consistently applied and are fairly stated in accordance with sound actuarial principles;
- b) Are based on actuarial assumptions which are in accordance with or stronger than those called for in related contract provisions and are appropriate for the purpose for which the statement was prepared;
- c) Meet the requirements of the laws of the State of Tennessee;
- d) Make good and sufficient provision for all unpaid claims and other actuarial liabilities of the organization guaranteed under the terms of its contracts and agreements;

- e) Are computed on the basis of actuarial assumptions and methods consistent in all material respects with those used in computing the corresponding items in the annual statement of the preceding year-end; and
- f) Include provision, in the aggregate, for all actuarial reserves and related statement items which ought to be established.

The actuarial methods, considerations and analyses used in forming my opinion conform to the appropriate Standards of Practice as promulgated from time to time by the Actuarial Standards Board, whose standards form the basis of this statement of opinion.

This statement has been prepared for inclusion with United Healthcare Plan of the River Valley, Inc.'s statutory quarterly statement for filing with regulatory authorities of the State of Tennessee and is intended for no other purpose.

April 13, 2023



Kevin P. Donnelly, FSA, FCAS, MAAA

Vice President of Actuarial Services, United Healthcare

9800 Health Care Lane, MN006-W009

Minnetonka, MN 55343

(952) 931-5433

E-mail: [Kevin.donnelly@uhc.com](mailto:Kevin.donnelly@uhc.com)



April 13, 2023

## STATEMENT OF ACTUARIAL OPINION

Statutory Quarterly Statement of United Healthcare Plan of the River Valley, Inc.

Medicaid Risk Business (CHIP) in Western Tennessee

As of and for the Period Ended March 31, 2023

I, Kevin P. Donnelly, am a Member of the American Academy of Actuaries (Academy) and Vice President of Actuarial Services for United Healthcare Plan of the River Valley, Inc.'s Medicaid plans. I meet the Academy qualification standards for rendering this statement of actuarial opinion.

This statement is for United Healthcare Plan of the River Valley, Inc.'s Medicaid risk business in Western Tennessee (CHIP), which had approximately 2,600 members on March 31, 2023. This business became effective January 1, 2021.

I have examined the actuarial assumptions and methods used in determining the loss reserves listed below, as prepared for filing with regulatory officials as of March 31, 2023.

I have determined that the appropriate level for claims liability for this block of business is \$484,942.

Note that in the annual statement, both Medicaid and non-Medicaid businesses are combined.

My examination included such review of the actuarial assumptions and actuarial methods and of the underlying basic liability records and such tests of the actuarial calculations as I considered necessary.

In my opinion the amounts carried in the balance sheet on account of the actuarial items identified above:


- a) Are computed in accordance with presently accepted actuarial standards consistently applied and are fairly stated in accordance with sound actuarial principles;
- b) Are based on actuarial assumptions which are in accordance with or stronger than those called for in related contract provisions and are appropriate for the purpose for which the statement was prepared;
- c) Meet the requirements of the laws of the State of Tennessee;
- d) Make good and sufficient provision for all unpaid claims and other actuarial liabilities of the organization guaranteed under the terms of its contracts and agreements;

- e) Are computed on the basis of actuarial assumptions and methods consistent in all material respects with those used in computing the corresponding items in the annual statement of the preceding year-end; and
- f) Include provision, in the aggregate, for all actuarial reserves and related statement items which ought to be established.

The actuarial methods, considerations and analyses used in forming my opinion conform to the appropriate Standards of Practice as promulgated from time to time by the Actuarial Standards Board, whose standards form the basis of this statement of opinion.

This statement has been prepared for inclusion with United Healthcare Plan of the River Valley, Inc.'s statutory quarterly statement for filing with regulatory authorities of the State of Tennessee and is intended for no other purpose.

April 13, 2023



Kevin P. Donnelly, FSA, FCAS, MAAA

Vice President of Actuarial Services, United Healthcare

9800 Health Care Lane, MN006-W009

Minnetonka, MN 55343

(952) 931-5433

E-mail: [Kevin.donnelly@uhc.com](mailto:Kevin.donnelly@uhc.com)

**UHC Plan of the River Valley  
Reconciliation of Cash to Accrual Basis Accounting  
As of March 31, 2023**

|  | <u>Middle</u>      | <u>East</u>        | <u>West</u>        | <u>Consolidated</u> | <u>Key</u> |
|--|--------------------|--------------------|--------------------|---------------------|------------|
| Cash received per premium tax reconciliation | 256,472,570        | 219,652,725        | 170,000,445        | 646,125,740         | a          |
| Change in accruals                           | (2,591,753)        | (3,088,544)        | (5,432,317)        | (11,112,615)        | b          |
| Fin360 Adjustment                            | 30,834             | 34,409             | 12,463             | 77,706              | c          |
| FIN360 Timing Difference                     | 37,258             | (276,304)          | (175,326)          | (414,372)           | d          |
| Covid Medical Expense Reimbursement from     | (32,856)           | (28,907)           | (13,868)           | (75,631)            | e          |
| Employment Community First (ECF) ASO Fees    | (158,885)          | 69,832             | 89,052             | (1)                 | f          |
| ECF ASO Fee, claims and premium tax billing  | (3,356,168)        | (2,391,068)        | (1,367,338)        | (7,114,575)         | g          |
| EMS Recoupment                               | 145,382            | 87,006             | 26,777             | 259,164             | h          |
| EMS Withhold                                 | 2,182              | 31,618             | 8,223              | 42,022              | i          |
| Health Starts Pilot                          | 233,333            | 233,333            | 233,333            | 700,000             | j          |
| Liquidated Damages                           | (5,000)            | -                  | 1,000              | (4,000)             | k          |
| March 2023 Withhold not paid                 | 56,682             | 98,387             | (42,070)           | 112,999             | l          |
| NF Recoupment                                | 44,173             | 16,129             | (318)              | 59,984              | m          |
| Pass Thru                                    | (31,059,639)       | (20,469,437)       | (14,700,405)       | (66,229,481)        | n          |
| Risk Corridor                                | 1,558,580          | 1,326,697          | 1,051,243          | 3,936,520           | o          |
| VFC  | (12,983)           | (12,983)           | (12,983)           | (38,948)            | p          |
| Add Back ECF Claims + tax+Fees               | 4,311,170          | 3,071,224          | 1,758,681          | 9,141,075           | q          |
| Regional Variance/rounding                   | -                  | -                  | -                  | -                   |            |
| Accrual basis                                | <u>225,674,880</u> | <u>198,354,117</u> | <u>151,436,590</u> | <u>575,465,587</u>  |            |

**Key**

- a. Consistent with NAIC guidelines, UPRV records premiums on an accrual basis of accounting.
- b. Change in MWOS, RAR, Retro and Rate Change Accruals.
- c. Revenue adjustment due to rate changes.
- d. FIN360 Timing Difference: A change was made on how revenue is recorded that results in a timing difference. Prior to Sept 2017, revenue was recorded based on remittances. Effective September 2017, revenue is recorded based on the eligibility file. The variance between the files results in a timing difference between the funding received from TennCare versus the revenue recorded by UHC.
- e. COVID Medical expense reimbursement from TennCare.
- f. ECF Pass thru items for fees are not booked as revenue
- g. ECF Pass thru items for Premium Tax and Claims activity
- h. EMS recoupment
- i. EMS refund
- j. Health Starts Pilot payments
- k. Liquidated damages have been reclassified from SG&A expense to reduction in revenue. Request made by UHC Regulatory for fines, assessments (liquidated damages)
- l. Change in withholding comparing Dec 2022 to March 2023
- m. Nursing Facility recoupment and refund
- n. Pass thru capitation based payments from TennCare for all 11 Pass Thru Programs: Health Links (HL); Emergency Medical Services (EMS), Health Directed Payment (HDP), Patient Centered Medical Home (PCMH), Patient Centered Medical Home Outcome, Physician (Phy); Medical Therapy Management (MTM), Home Community Based Services (HCBS); Nursing Facility COVID19 (NF); Behavior Health (BH) and Primary Care Provider (PCP).
- o. Risk corridor recoupment
- p. VFC payments
- q. Adding back ECF to tie back to Prem. P. Tax Sum. Tab

| <b>Accrual change is calculated as follows:</b> | <u>Middle</u>    | <u>East</u>       | <u>West</u>       | <u>Consolidated</u> |
|---|------------------|-------------------|-------------------|---------------------|
| Reversal of Dec 2022 Accrued MWOS               | 9,936,583        | 11,165,329        | 9,048,088         | 30,150,000          |
| Reversal of Dec 2022 Accrued RAR                | 252,162          | 6,839,803         | 12,232,709        | 19,324,674          |
| Reversal of Dec 2022 Accrued Retro              | (531,591)        | (447,981)         | (297,283)         | (1,276,854)         |
| March 2023 Accrued MWOS                         | (1,987,317)      | (2,233,066)       | (1,809,618)       | (6,030,000)         |
| March 2023 Accrued RAR                          | (314,306)        | (1,667,199)       | (2,500,057)       | (4,481,561)         |
| March 2023 Accrued Retro                        | 32,201           | 14,893            | 30,935            | 78,029              |
| March 2023 Rate Change Accrual                  | (285,476)        | (221,503)         | (169,244)         | (676,222)           |
| March 2023 AP accrual                           |                  | (2,861)           |                   | (2,861)             |
| <b>Total change in accrual</b>                  | <u>7,102,257</u> | <u>13,450,278</u> | <u>16,535,531</u> | <u>37,085,205</u>   |

|             |                   |
|-------------|-------------------|
| MWOS        | 24,120,000        |
| RAR         | 14,843,113        |
| Retro       | (1,198,825)       |
| Rate Change | (676,222)         |
| AP          | (2,861)           |
|             | <u>37,085,205</u> |

UnitedHealthcare Plan of the River Valley, Inc.  
TennCare Subsequent Collections Schedule  
As of March 31, 2023

03/31/2023 AR balance by component

|  | 03/31/2023        | Medicaid         | LTC                 | Total               |
|--|-------------------|------------------|---------------------|---------------------|
| GL Accrual for withholding                       | 55600-03000-11027 | 4,309,228        | 1,150,367           | 5,459,595           |
| GL Accrual for rate change                       | 55600-03000-11070 | -                | -                   | -                   |
| GL Accrual for future retroactive premium        | 55600-03000-11070 | 1,376,682        | (21,799)            | 1,354,883           |
| GL Accrual for Risk Adjusted Rate                | 55600-03000-21297 | (2,673,389)      | (1,808,172)         | (4,481,561)         |
| GL Accrual for Members without Service (Choices) | 55600-03000-21297 | 2,520,000        | (40,557,691)        | (38,037,691)        |
| GL balance 03/31/2023                            |                   | <u>5,532,521</u> | <u>(41,237,294)</u> | <u>(35,704,774)</u> |

|  | Prior Medicaid<br>withhold paid | Prior LTC<br>withhold paid | Medicaid<br>Withhold on CY Cash<br>Received<br>for PY IDB Dates | LTC<br>Withhold on CY<br>Cash Received<br>for PY IDB Dates | Medicaid<br>Recoupments | LTC<br>Recoupments | Medicaid<br>Cash Received<br>for PY IDB<br>Dates | LTC<br>Cash Received<br>for PY IDB<br>Dates | Total<br>Cash Received<br>for PY IDB Dates<br>(includes W/H &<br>Recoupments) | Medicaid<br>(including W/H<br>and excluding<br>Recoupments) | LTC<br>(including W/H<br>and excluding<br>Recoupments) | Total Medicaid &<br>LTC<br>Cash Received for<br>PY IDB Dates |
|--|---------------------------------|----------------------------|---|--|-------------------------|--------------------|--|---|---|---|--|--|
| Jan-23   | -                               | -                          | 52,525  | 6,874  | -                       | -                  | (2,213,626)                                      | (274,960)                                   | (2,429,188)   | (2,161,102)   | (268,086)  | (2,429,188)  |
| Feb-23   | (52,525)                        | (6,874)                    | 16,974  | (1,594)  | -                       | -                  | (678,026)  | 63,772                                      | (658,273)   | (713,577)   | 55,303   | (658,273)  |
| Mar-23   | (16,974)                        | 1,594                      | 15,352  | 8,471  | -                       | -                  | (612,508)  | (338,856)                                   | (942,921)   | (614,130)   | (328,791)  | (942,921)  |
| Apr-23   | -                               | -                          | -   | -  | -                       | -                  | -  | -   | -   | -   | -  | -  |
| May-23   | -                               | -                          | -   | -  | -                       | -                  | -  | -   | -   | -   | -  | -  |
| Jun-23   | -                               | -                          | -   | -  | -                       | -                  | -  | -   | -   | -   | -  | -  |
| Jul-23   | -                               | -                          | -   | -  | -                       | -                  | -  | -   | -   | -   | -  | -  |
| Aug-23   | -                               | -                          | -   | -  | -                       | -                  | -  | -   | -   | -   | -  | -  |
| Sep-23   | -                               | -                          | -   | -  | -                       | -                  | -  | -   | -   | -   | -  | -  |
| Oct-23   | -                               | -                          | -   | -  | -                       | -                  | -  | -   | -   | -   | -  | -  |
| Nov-23   | -                               | -                          | -   | -  | -                       | -                  | -  | -   | -   | -   | -  | -  |
| Dec-23   | -                               | -                          | -   | -  | -                       | -                  | -  | -   | -   | -   | -  | -  |
| 2023 Cash receipts related to 2022 service dates | <u>(69,498)</u>                 | <u>(5,280)</u>             | <u>84,850</u>   | <u>13,751</u>  | <u>-</u>                | <u>-</u>           | <u>(3,504,160)</u>                               | <u>(550,045)</u>                            | <u>(4,030,382)</u>  | <u>(3,488,809)</u>  | <u>(541,573)</u>                                       | <u>(4,030,382)</u>   |