



School Security and SRO Grant Report for Quarter 2

A Quarterly Report Prepared for the General Assembly

Tennessee Department of Education and Tennessee Department of Safety and Homeland Security | February 2024



BILL LEE
GOVERNOR

STATE OF TENNESSEE
DEPARTMENT OF EDUCATION
NINTH FLOOR, ANDREW JOHNSON TOWER
710 JAMES ROBERTSON PARKWAY
NASHVILLE, TN 37243-0375

LIZZETTE REYNOLDS
COMMISSIONER

TO: The Honorable Randy McNally, Speaker of the Senate
The Honorable Cameron Sexton, Speaker of the House

FROM: Lizzette Reynolds, Commissioner
Tennessee Department of Education

Jeffrey Long, Commissioner
Tennessee Department of Safety and Homeland Security

DATE: February 2, 2024

SUBJECT: School Security Grant Report – Quarter 2

In accordance with Section 60, Items 25 and 26 of Chapter 418, Public Acts of 2023, the following provides the General Assembly with a status report for the second quarter of the 2023-24 school safety grants appropriated to the Tennessee Department of Education. This funding has been made available to schools to enhance school safety within their local communities and access essential resources. Specifically, this report captures progress made between July 1, 2023 to January 15, 2024 for the \$40,000,000 (nonrecurring) appropriation for Local Education Agencies (LEAs) and public charter schools, known as the Public School Security Grant, the \$14,000,000 (nonrecurring) appropriation for non-public schools, known as the Non-Public School Security Grant and captures progress made on allocating the additional \$10,000,000 (nonrecurring) appropriation made under Section 3 of Chapter 4, Public Acts of the First Extraordinary Session, signed by Governor Lee on September 8, 2023.

2nd Quarter Highlights

Public School Security Grant

- Ten additional Public School Security Grants for public charter schools were approved.

- Total approved Public School Security Grant applications increased from 233 to 243.
- Public School Security Grant funds approved increased from \$39,537,071.05 to \$49,719,690.50.
- Ninety-nine percent of appropriated funds have been allocated.

Non-Public School Security Grant

- An additional 158 Non-Public School Security Grant applications were approved.
- Total approved Non-Public School Security Grant applications increased from 183 to 341.
- Non-Public School Security Grant funds approved increased from \$7,938,353 to \$13,007,957.72.
- Ninety-three percent of appropriated funds have been allocated.

Special Session Funds

- The Department of Education collaborated with the Department of Safety and Homeland Security to collect data from LEAs and charter schools on SRO placement to determine funding eligibility.
- Based on verified data collection 596 schools were eligible for school safety funding.
- Funding was awarded to eligible LEAs and charter schools in December 2023.

The **Statewide School Resource Officer (SRO) Program Grant** provides funding to local law enforcement entities to place one full-time, POST-certified SRO in each K-12 public school and public charter school in Tennessee. Law enforcement agencies are eligible to apply for funding not to exceed \$75,000 per year, per SRO, per school for which they are responsible for providing SRO services.

In accordance with Section 54, Item 127 of Chapter 418, Public Acts of 2023, the following provides the General Assembly with a status report for the second quarter of the 2023-24 Statewide School Resource Officer (SRO) Program Grant appropriated to the Tennessee Department of Safety and Homeland Security. This funding has been made available to local law enforcement agencies to establish and maintain safe and secure learning environments in all public schools.

The status report for Quarter 2 (July 1, 2023 through January 15, 2024) is broken down into three sections based upon the 2023-24 appropriated funding streams to the Tennessee Department of Education for the purposes of school safety and security. Section 4 of the Quarter 2 report from the Department of Safety and Homeland Security covers June 2023-December 2023.

Statewide School Resource Officer (SRO) Program Grant

- Ninety-five counties in Tennessee received funding for SROs expenses through the department.
- Between June and December of 2023, 152 endowment grant contracts were executed with law enforcement agencies.
- Within Memorandums of Understanding, 1312 schools are included between Law Enforcement Agencies and Local Education Agencies.
- Through the grant program, \$98,400,000 in state funding has been dispersed.
- Seventy-two percent of eligible schools are included on an MOU for the program.

- Ninety-four percent of schools included on an MOU for the program had a full-time SRO provided as of the end of Quarter 2.
- Three Law Enforcement Agencies were added to the program in Quarter 2 for an additional 56 schools covered and \$4,200,000 dispersed.

For questions regarding the report please contact Kimberly Daubenspeck, School Safety Director at the Tennessee Department of Education, Kimberly.Daubenspeck@tn.gov. For more information on the SRO program contact the Office of Homeland Security at TDOSHS_SROGrants@tn.gov or 615-295-5059.

Report Summary

The following status report for Quarter 2 (July 1, 2023 through January 15, 2024) is broken down into three sections based upon the 2023-24 appropriated funding streams to the Tennessee Department of Education for the purposes of school safety and security. Section 4 of the Quarter 2 report from the Department of Safety and Homeland Security covers June 2023-December 2023.

- I. **Public School Security Grant** - \$40,000,000 (nonrecurring) per Section 60, Item 25 of Chapter 418, Public Acts of 2023;
- II. **Non-Public School Security Grant** - \$14,000,000 (nonrecurring) per Section 60, Item 26 of Chapter 418, Public Acts of 2023;
- III. **Special Sessions Funds** - \$10,000,000 (nonrecurring) per Section 3 of Chapter 4, Public Acts of the First Extraordinary Session; and
- IV. **Statewide School Resource Officer (SRO) Program Grant** - \$140,000,000 (recurring) per Section 54, Item 127 of Chapter 418, Public Acts of 2023.

I. Public School Security Grant

The Tennessee Department of Education (department) released the Public School Security Grant application package to all local education agencies (LEAs) and charter schools on June 1, 2023, hosted the first webinar on Public School Security Grant requirements on June 7, 2023, and hosted a second webinar on navigating the department’s grant management system for the Public School Security Grant on June 21, 2023. Additionally, the department used Average Daily Membership (ADM) figures to calculate and notify each LEA and charter school of their specific grant allocation amount in mid-June.

Who Applied

- **144 out of 145 eligible LEAs applied (99.3%)**
- **99 out of 115 eligible public charter schools applied (86%)**

In mid-July, the department notified all eligible LEAs and charter schools of their individual grant allocation amounts. Please see [Appendix A](#) for a breakdown of the Public School Security Grant allocation amounts for each LEA and charter school in Tennessee.

Out of the state's 147 recognized LEAs, 145 LEAs received a grant allocation. Because charter schools were authorized to apply directly to the department for this grant and did not have to go through their assigned LEA per Section 10, Item 22 of Chapter 418, Public Acts of 2023, the department did not issue a separate allocation to the two LEAs who only represent charter schools (i.e., Tennessee Public Charter School Commission and the Achievement School District). The department also initially notified 114 recognized public charter schools of their grant allocation, but one of the charter schools closed (KIPP Memphis Academy Middle) and one transitioned into a traditional public school (Journey Hanley charter transitioned to Hanley K-8 under Memphis Shelby County Schools), bringing the total count of eligible charter schools to 112. It should be noted that three new charter schools opened in Fall 2023 qualified for special session funding making the number of charter schools reported 115. In addition, Memphis Scholars campuses (Memphis Scholars Caldwell-Guthrie; Memphis Scholars Florida-Kansas; Memphis Scholars Raleigh-Egypt) consolidated into two campuses only have 2 addresses.

In total, 144 of the 145 LEAs submitted a grant application, with Carroll County Schools being the only LEA who did not submit an official grant application, and 99 out of 115 charter schools submitted an official grant application as of this report. The 15 charter schools who did not submit a grant application by the established application deadline of September 29, 2023 include: Arrow Academy of Excellence; City University Girls Preparatory; City University School of Independence; City University School of Liberal Arts; Humes Preparatory Academy Middle School; Liberty Collegiate Academy; Martin Luther King Preparatory High School; Memphis College Preparatory; Memphis Scholars Caldwell-Guthrie; Memphis Scholars Florida-Kansas; Memphis Scholars Raleigh-Egypt; Nashville Prep; RePublic High School; Veritas College Preparatory; Westside Middle School; and Nashville Classical West.

Who Was Awarded

- **Grant Funds Approved: \$49,719,690.50 (99% of appropriated funds)**
- **Grant Applications Approved: 243**
 - o **144 out of 145 eligible LEAs have an approved application (99.3%)**
 - o **99 out of 115 eligible charter schools have an approved application (86%)**

As of this status report, 99% of available funds under the Public School Security Grant have been awarded and the department will continue working with those few remaining applicants who have outstanding revisions to award as many grant funds as possible. To date, no grant applications or funds have been denied to any LEA or public charter school. **LEAs and charter schools are reimbursed for preapproved grant expenses.**

As described in the Public School Security Grant application package, LEAs and public charter schools had to address seven primary requirements in order for their grant application to be approved: 1. Security Assessments; 2. Emergency Operations Plans (EOPs); 3. Drill Logs; 4. Emergency Contacts; 5. Signed Assurances; 6. Grant Program Narrative; and 7. Grant Budget.

The below chart provides an overview of the percentage and number of LEAs and charter schools who submitted the seven primary requirements as of this report.

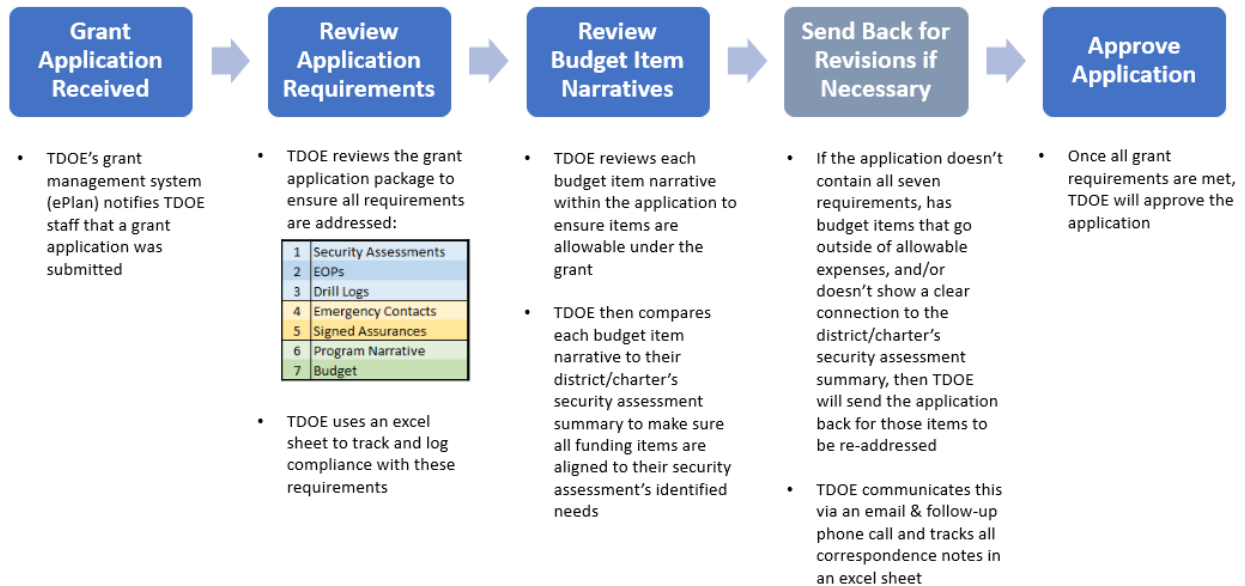
	Grant Requirements	LEAs Completed		Charters Completed	
1	Security Assessments	100%	145 out of 145	100%	112 out of 112
2	Emergency Operations Plans	100%	145 out of 145	93.75%	105 out of 112
3	Drill Logs	100%	145 out of 145	89.2%	100 out of 112
4	Emergency Contacts	100%	145 out of 145	86.6%	97 out of 112
5	Signed Assurances	100%	145 out of 145	86.6%	97 out of 112
6	Grant Program Narrative	99.3%	144 out of 145	86%	99 out of 115
7	Grant Budget	99.3%	144 out of 145	86%	99 out of 115
	Approved Applications	99.3%	144 out of 145	86%	99 out of 115

Days Lapsed

<p>- Days Lapsed between Receipt of a Grant Application until Department Staff Communicated the Application Review Findings:</p> <ul style="list-style-type: none"> o Less than 24 Hours - 90.12% o Less than 48 Hours - 7.818% o Less than 72 Hours - 1.64% o Less than 96 Hours - 0.411%

Department staff have worked diligently to review grant applications as quickly as possible to ensure LEAs and public charter schools can access these important funds. **On average, approximately 90% of all received grant applications were reviewed and findings were communicated by department staff in less than 24 hours.** The following chart describes the department's application review process for the Public School Security Grant.

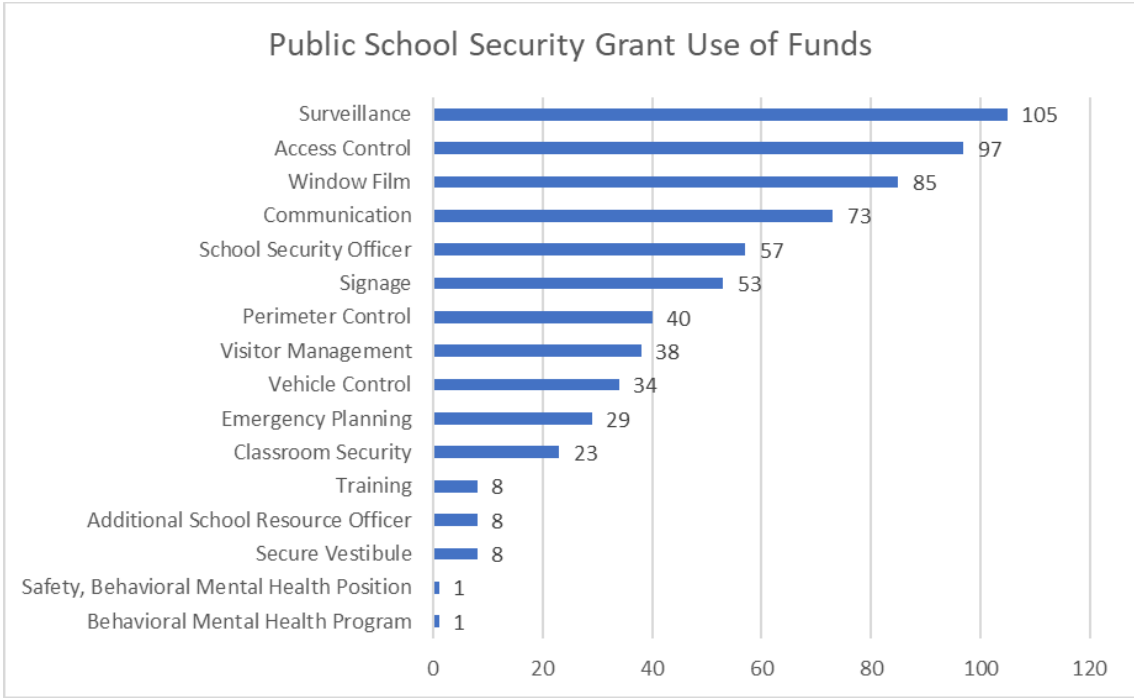
Public School Security Grant – Application Review Process



Use Of Funds

In an effort to safeguard specific school vulnerabilities and to be in alignment with state school safety confidentiality laws, the department has developed the below chart to identify how Public School Security Grant funds are being utilized by LEAs and public charter schools.

As noted below, the top four categories for how funds are being utilized are: surveillance; access control; window film; and communications equipment. As of January 15, 2024, \$2,595,742.60 or 5% has been drawn down from ePlan, the department's grant management system.



II. Non-Public School Security Grant

The department released the Non-Public School Security Grant application package and the Intent to Apply form to all non-public schools on June 1, 2023 and began hosting weekly office hours starting on June 7, 2023. Non-public schools had until August 4, 2023 to submit their Intent to Apply form. After receiving the Intent to Apply forms, the department calculated and notified interested non-public schools in mid-August on their initial grant allocation amount based on student enrollment numbers. The department then hosted a webinar on August 15, 2023 to walk non-public schools through the application process and has since created tutorial videos to provide additional assistance. The department continues to host weekly office hours for the Non-Public School Security Grant and, after learning that not all non-public schools were setup as suppliers in the State’s financial payment system (known as Edison), department staff decided to take on the additional role of helping non-public schools get established as a supplier in Edison. Non-public schools had until October 27, 2023 to submit their grant applications.

Who Applied

- **Approved Intent to Apply Forms: 378**

The department has approved *Intent to Apply* forms for **378 non-public schools representing almost 90,000 students**. These Intent to Apply forms served as an essential step in determining the grant allocation amounts for interested non-public schools. Please see [Appendix C](#) for a breakdown of the Non-Public School Security Grant allocations for those that completed the Intent to Apply form. Please note that the department has a small set-aside of funds for eligible non-public school that have up until now not elected to participate to apply for the program but are still interested in applying through quarter three. Any remaining funds will be allocated to existing Non-Public School Security Grantees in quarter four. Already, 12 non-public schools have taken advantage of this opportunity.

Who Was Awarded

- **Grant Funds Approved: \$13,007,957.72 (93% of appropriated funds)**
- **Grant Applications Approved: 341**

As of this status report, 93% of available funds under the Non-Public School Security Grant have an approved grant application. The department will continue working with applicants to approve as many grant funds as possible. To date, no grant applications or funds have been denied to any non-public school.

Please see [Appendix C](#) for specifics on which non-public school grant applications are approved as of this report.

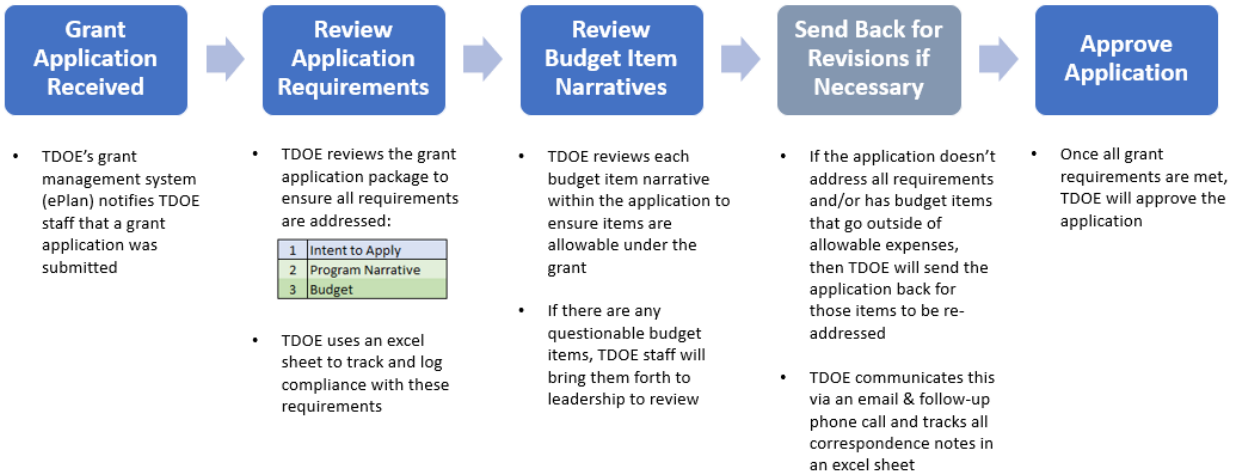
Days Lapsed

- **Days Lapsed between Receipt of a Grant Application until the Department Communicated the Application Review Findings:**
 - o **Less than 24 Hours - 95.89%**
 - o **Less than 48 Hours - 2.34%**
 - o **Less than 72 Hours - 0.29%**
 - o **Less than 96 Hours - 1.46%**

The department worked diligently to review grant applications as quickly as possible to ensure non-public schools can access these important funds. **On average, approximately 95% of all received grant applications were reviewed and findings were communicated by**

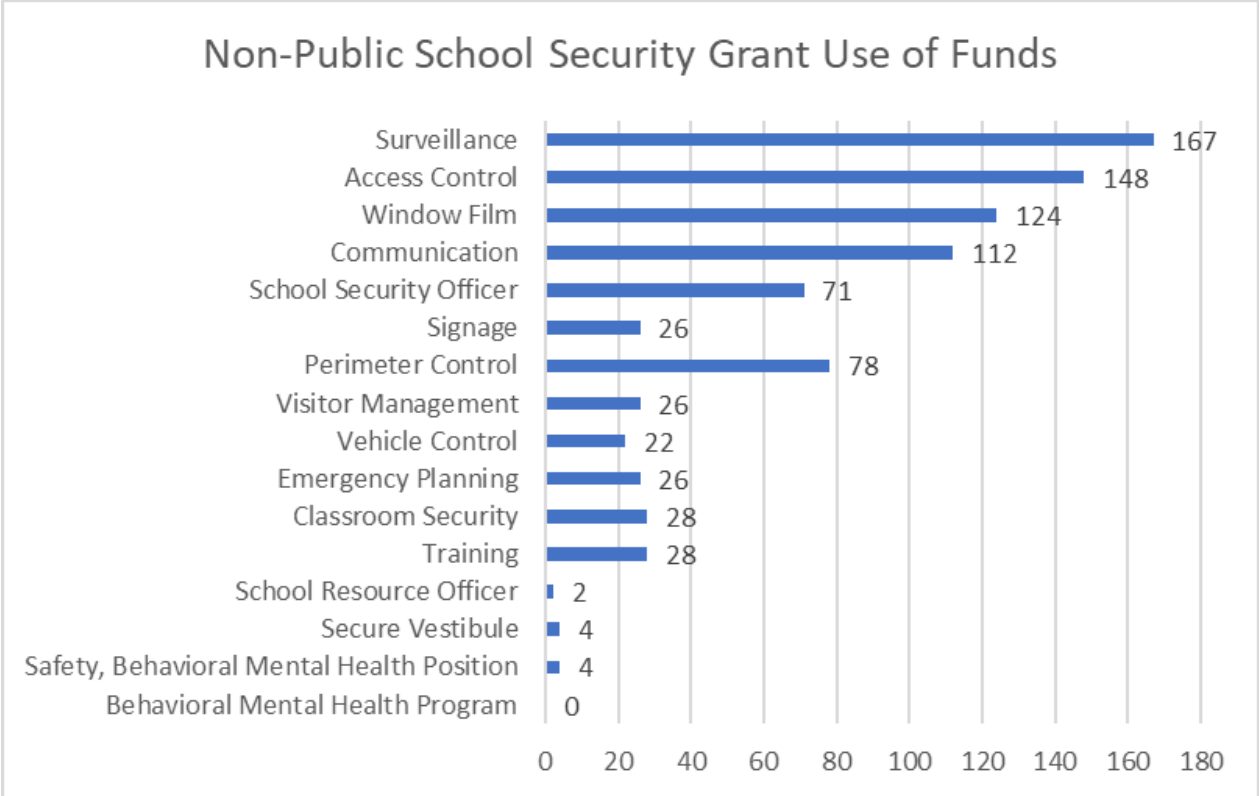
department staff in less than 24 hours. The following chart describes the department's application review process for the Non-Public School Security Grant.

Non-Public School Security Grant – Application Review Process



Use Of Funds

In an effort to safeguard specific school vulnerabilities and to be in alignment with state school safety confidentiality laws, the department developed the below chart to identify how Non-Public School Security Grant funds are being utilized. **As noted below, the top four categories for how funds are being utilized are: access control; surveillance; window film; and communications equipment. As of January 15, 2024, \$2,466,728.59 or 18% of funds have been drawn down from ePlan.**



III. Special Sessions Funds

During the recent legislative special session on public safety, the General Assembly added \$10 million to the Public School Security Grant to provide additional support to public schools who have not been able to secure a full-time School Resource Officer (SRO). Section 3 of the Special Session’s Appropriations Act states that public schools without a full-time SRO prior to the approval date of this Act (Sept. 8th) may qualify for a portion of the \$10 million addition.

To determine who is eligible for these additional funds, the department sent out a survey to designated school safety coordinators for all LEAs and public charter schools. If a LEA or charter school qualifies for this additional funding, then the department will add the new funds on top of LEA or charter school’s initial Public School Security Grant allocation. The department allocated the additional funding in December and has asked each LEA and charter school who received the additional funds to revise their budget in the department’s grant management system (known as ePlan) to account for the increase in funds. Please see Appendix B for specifics on Special Session allocations.

IV. Statewide School Resource Officer Program

The Statewide School Resource Officer (SRO) Program Grant provides funding to local law enforcement entities to place one full-time, POST-certified SRO in each K-12 public school and public charter school in Tennessee. Local law enforcement agencies are eligible to apply for funding not to exceed \$75,000 per year, per SRO, per school for which they are responsible for providing SRO services.

SROs provide the crucial link between schools and law enforcement agencies in their continued efforts to establish and maintain safe and secure learning environments. An SRO acts as a liaison between the police, the school, and the community. As part of their day-to-day operations, SROs are responsible for responding to all criminal acts committed at the school.

Most of an SRO's time is spent interacting with youth. An SRO should connect with students, develop beneficial and enriching relationships, and have a positive effect on the school's overall climate. The duties of SROs include monitoring those who visit schools, providing assistance for disruptive students, and enforcing applicable laws.

The Department of Safety and Homeland Security makes grant funds available to local law enforcement agencies after the agency completes submission of an application for funding and an MOU between the law enforcement agency and the local education authority or public charter school. The prescribed template for the MOU is located on the Department of Safety and Homeland Security's website: <https://www.tn.gov/safety/homelandsecurity/grants/SRO.html>.

Once applications have been submitted, reviewed, and approved by the Department of Safety's Office of Homeland Security, a grant contract will be provided by the Department of Safety and Homeland Security to the local law enforcement agency for signature. Also, the local law enforcement agency will be required to submit a Tennessee Department of Finance and Administration Supplier Direct Deposit Authorization and a U.S. Department of Treasury Internal Revenue Service W-9 form, if they have not already done so in the past.

When the grant contract has been fully executed, along with submission of all the required supporting documentation, the Department of Safety and Homeland Security will request the release of the grant funds by the Department of Finance & Administration to the local law enforcement agency. SRO Grant Program participants are subject to periodic audits and must submit quarterly program reports.

Quarter 2 Data

Total number of Local Education Agencies (LEA) and public charter schools that have executed an MOU with a law enforcement entity as part of the program	166
Total number of LEAs and public charter schools that have executed an MOU with a law enforcement entity as a part of the program and have been provided a full-time SRO	162
The percentage of public elementary schools that are included on an executed MOU	67%
The percentage of those that have been provided a full-time SRO	93%
The percentage of public secondary schools that are included on an executed MOU	75%
The percentage of those that have been provided a full-time SRO	96%
The percentage of public schools with both elementary and secondary grades that have been included on an executed MOU (ex. K-8, K-12)	82%
The percentage of those schools that have been provided a full-time SRO	96%
Total number of eligible public schools in the state included on an executed MOU as a part of the program	1312
Total number of schools included on an executed MOU as a part of the program that have been provided with an SRO	1239
The percentage of schools included in the program that have a full-time SRO posted as of 12/31/23	94%

[Appendix D](#) provides a county-by-county summary of schools with an executed MOU between a Local Education Agency and a law enforcement entity which has received SRO grant funding through TN Department of Safety and Homeland Security.

Appendix A: Public School Security Grant

LEA	Allocation	Application Approved
Alamo City Schools	\$21,268.98	9/20/2023
Alcoa City Schools	\$87,237.41	8/14/2023
Alvin C. York Institute	\$19,832.48	9/21/2023
Anderson County Schools	\$246,224.51	8/17/2023
Arlington Community Schools	\$195,923.09	9/26/2023
Athens City Schools	\$68,197.96	9/15/2023
Bartlett City Schools	\$362,062.19	9/13/2023
Bedford County Schools	\$363,025.46	8/18/2023
Bells City School	\$14,408.45	7/14/2023
Benton County Schools	\$84,632.63	9/27/2023
Bledsoe County Schools	\$64,120.80	9/22/2023
Blount County Schools	\$411,430.09	9/22/2023
Bradford Special School District	\$23,791.50	9/26/2023
Bradley County Schools	\$411,224.95	8/15/2023
Bristol City Schools	\$161,989.52	9/7/2023
Campbell County Schools	\$205,775.59	9/11/2023
Cannon County Schools	\$72,005.90	7/30/2023
Carroll County Schools	\$158.17	Not Submitted
Carter County Schools	\$183,928.77	8/17/2023
Cheatham County Schools	\$233,642.20	9/25/2023
Chester County Schools	\$113,099.82	8/3/2023
Claiborne County Schools	\$160,818.88	9/29/2023
Clay County Schools	\$42,925.18	8/18/2023
Cleveland City Schools	\$231,205.22	9/26/2023
Clinton City Schools	\$38,604.44	9/8/2023
Cocke County Schools	\$175,536.67	8/2/2023
Coffee County Schools	\$174,479.37	7/31/2023
Collierville City Schools	\$378,554.95	9/7/2023
Crockett County Schools	\$80,129.38	7/24/2023
Cumberland County Schools	\$282,868.89	9/27/2023
Metro Nashville Public Schools	\$2,625,359.64	9/29/2023
Dayton City School	\$32,562.25	8/14/2023
Decatur County Schools	\$59,086.69	9/19/2023
Dekalb County Schools	\$115,162.12	9/15/2023
Dickson County Schools	\$321,264.42	7/31/2023
Dyer County Schools	\$144,204.60	9/28/2023
Dyersburg City Schools	\$100,794.11	9/22/2023
Elizabethton City Schools	\$108,620.64	9/29/2023

Etowah City Schools	\$13,585.25	7/22/2023
Fayette County Schools	\$121,932.62	9/29/2023
Fayetteville City Schools	\$44,891.38	9/20/2023
Fentress County Schools	\$87,166.37	9/29/2023
Franklin County Schools	\$195,501.78	9/12/2023
Franklin Special School District	\$126,289.17	8/22/2023
Germantown City Schools	\$243,438.33	10/3/2023
Gibson County Special School District	\$158,703.72	9/8/2023
Giles County Schools	\$144,525.29	9/7/2023
Grainger County Schools	\$122,288.02	9/25/2023
Greene County Schools	\$243,636.68	9/29/2023
Greeneville City Schools	\$118,515.00	9/27/2023
Grundy County Schools	\$68,548.96	9/18/2023
Hamblen County Schools	\$410,194.83	8/23/2023
Hamilton County Schools	\$1,763,005.27	8/11/2023
Hancock County Schools	\$36,910.13	9/29/2023
Hardeman County Schools	\$128,263.90	9/25/2023
Hardin County Schools	\$133,231.28	9/19/2023
Hawkins County Schools	\$255,489.03	8/25/2023
Haywood County Schools	\$102,776.75	8/15/2023
Henderson County Schools	\$160,552.78	7/24/2023
Henry County Schools	\$120,028.75	10/2/2023
Hickman County Schools	\$124,846.74	9/28/2023
Hollow Rock-Bruceton Schools	\$25,774.49	8/21/2023
Houston County Schools	\$50,810.19	8/23/2023
Humboldt City Schools	\$42,130.59	10/2/2023
Humphreys County Schools	\$105,755.21	9/19/2023
Huntingdon City Schools	\$52,404.81	9/29/2023
Jackson County Schools	\$57,951.94	9/26/2023
Jefferson County Schools	\$278,918.06	9/1/2023
Johnson City Schools	\$320,998.22	9/25/2023
Johnson County Schools	\$197,224.09	8/11/2023
Kingsport City Schools	\$311,508.09	9/19/2023
Knox County Schools	\$2,405,031.18	9/11/2023
Lake County Schools	\$29,131.96	9/1/2023
Lakeland City Schools	\$86,087.88	9/25/2023
Lauderdale County Schools	\$133,012.08	9/12/2023
Lawrence County Schools	\$277,029.78	9/7/2023
Lebanon Special School District	\$167,719.42	9/15/2023
Lenoir City Schools	\$101,882.63	9/22/2023
Lewis County Schools	\$65,211.51	9/29/2023

Lexington City Schools	\$33,892.23	7/31/2023
Lincoln County Schools	\$158,564.98	8/23/2023
Loudon County Schools	\$196,801.49	9/15/2023
Macon County Schools	\$169,082.46	9/15/2023
Jackson-Madison County Schools	\$485,824.75	9/24/2023
Manchester City Schools	\$61,565.87	9/29/2023
Marion County Schools	\$157,016.54	10/18/2023
Marshall County Schools	\$220,478.54	10/25/2023
Maryville City Schools	\$231,350.27	8/11/2023
Maury County Schools	\$526,014.25	8/21/2023
McKenzie Special School District	\$51,238.11	9/18/2023
McMinn County Schools	\$204,416.51	8/21/2023
McNairy County Schools	\$152,715.91	8/2/2023
Meigs County Schools	\$69,834.70	8/4/2023
Milan Special School District	\$77,534.51	9/22/2023
Millington Municipal Schools	\$102,574.08	9/6/2023
Monroe County Schools	\$201,132.21	8/11/2023
Clarksville-Montgomery County Schools	\$1,571,263.68	8/2/2023
Moore County Schools	\$35,312.85	9/8/2023
Morgan County Schools	\$113,609.58	9/28/2023
Murfreesboro City Schools	\$369,367.23	9/22/2023
Newport City School	\$26,789.49	8/24/2023
Oak Ridge City Schools	\$193,837.09	9/5/2023
Obion County Schools	\$123,169.89	9/7/2023
Oneida Special School District	\$55,513.06	9/6/2023
Overton County Schools	\$123,141.32	9/29/2023
Paris Special School District	\$61,990.25	8/8/2023
Perry County Schools	\$41,764.01	9/29/2023
Pickett County Schools	\$25,219.10	9/19/2023
Polk County Schools	\$83,760.09	9/21/2023
Putnam County Schools	\$476,072.72	9/26/2023
Rhea County Schools	\$163,249.32	8/18/2023
Richard City School	\$6,977.47	8/29/2023
Roane County Schools	\$251,718.45	9/27/2023
Robertson County Schools	\$462,824.05	9/21/2023
Rogersville City School	\$25,409.80	9/28/2023
Rutherford County Schools	\$2,067,876.04	9/22/2023
Scott County Schools	\$98,340.77	9/25/2023
Sequatchie County Schools	\$80,477.34	9/26/2023
Sevier County Schools	\$582,375.42	9/18/2023
Memphis-Shelby County Schools	\$3,510,979.20	9/28/2023

Smith County Schools	\$120,936.70	9/27/2023
South Carroll County School	\$12,719.30	9/22/2023
Stewart County Schools	\$79,176.33	9/29/2023
Sullivan County Schools	\$335,359.46	8/8/2023
Sumner County Schools	\$1,249,347.88	9/28/2023
Sweetwater City Schools	\$58,268.71	10/2/2023
Tennessee School for the Blind	\$4,574.04	10/9/2023
Tennessee School for the Deaf	\$5,244.59	8/18/2023
Tipton County Schools	\$406,511.21	9/21/2023
Trenton Special School District	\$52,370.82	8/17/2023
Trousdale County Schools	\$56,497.55	8/3/2023
Tullahoma City Schools	\$145,208.66	9/21/2023
Unicoi County Schools	\$85,595.60	9/29/2023
Union City Schools	\$59,005.67	9/25/2023
Union County Schools	\$240,181.29	8/25/2023
Van Buren County Schools	\$30,279.16	9/28/2023
Warren County Schools	\$259,252.29	9/28/2023
Washington County Schools	\$335,172.42	8/22/2023
Wayne County Schools	\$83,435.04	9/6/2023
Weakley County Schools	\$158,626.55	9/27/2023
West Carroll Special School District	\$32,384.88	9/27/2023
West Tennessee School for the Deaf	\$1,019.25	8/18/2023
White County Schools	\$153,079.80	8/15/2023
Williamson County Schools	\$1,717,842.31	8/21/2023
Wilson County Schools	\$828,965.59	9/28/2023

Charter School	Allocation	Application Approved
Arrow Academy of Excellence	\$3,871.18	Not Submitted
Aurora Collegiate Academy	\$13,347.04	9/29/2023
Aventura Community School	\$4,346.08	8/25/2023
Beacon College Preparatory	\$8,402.63	9/28/2023
Believe Memphis Academy Charter School	\$12,521.49	9/28/2023
Bluff City High School	\$19,734.92	10/6/2023
Chattanooga Charter School of Excellence	\$15,989.99	10/6/2023
Chattanooga Charter School of Excellence High	\$1,292.06	11/2/2023
Chattanooga Charter School of Excellence Middle	\$7,200.29	10/6/2023
Chattanooga Girls Leadership Academy	\$14,505.22	10/17/2023
Chattanooga Preparatory School	\$15,212.37	10/24/2023
Circles of Success Learning Academy	\$9,118.54	9/30/2023
City University Girls Preparatory	\$3,417.90	Not Submitted
City University School of Independence	\$531.27	Not Submitted
City University School of Liberal Arts	\$9,118.96	Not Submitted
Compass Community School, Berclair Campus	\$9,306.43	8/23/2023
Compass Community School, Binghampton Campus	\$8,501.98	8/24/2023
Compass Community School, Frayser Campus	\$8,439.19	8/24/2023
Compass Community School, Hickory Hill Campus	\$10,572.68	8/24/2023
Compass Community School, Midtown Campus	\$13,593.78	8/24/2023
Compass Community School, Orange Mound Campus	\$8,202.09	8/24/2023
Cornerstone Prep - Lester Campus	\$14,926.81	8/4/2023
Cornerstone Prep - Denver Campus	\$24,578.67	8/4/2023
Cornerstone Prep School	\$1,283.50	8/4/2023
Crosstown High School	\$19,322.61	8/23/2023
East End Preparatory School	\$30,792.42	9/28/2023
Emerald Academy	\$18,231.34	9/29/2023
Explore Community School	\$21,647.86	9/28/2023
Fairley High School	\$16,444.19	10/6/2023
Freedom Prep Elementary - Millbranch	\$21,670.62	9/29/2023
Freedom Prep Elementary - Parkrose	\$22,380.30	9/29/2023
Freedom Prep Middle - Brownlee	\$13,458.22	9/29/2023
Freedom Preparatory Academy Flagship	\$32,014.60	9/29/2023
Granville T. Woods Academy of Innovation Charter School	\$15,833.15	9/26/2023
Hillcrest High School	\$16,968.77	10/6/2023
Humes Preparatory Academy Middle School	\$7,876.44	Not Submitted
Intrepid College Preparatory Charter School	\$35,335.87	9/28/2023
Ivy Academy, Inc.	\$18,153.63	9/28/2023
Ivy Academy's Skillern Elementary	\$2,732.11	9/29/2023
Journey Coleman School	\$25,170.46	8/10/2023

Charter School	Allocation	Application Approved
Journey East Academy (Aspire East Academy)	\$14,101.20	8/30/2023
KA @ The Crossings	\$21,901.57	9/12/2023
KIPP Academy Nashville	\$15,658.60	9/18/2023
KIPP Academy Nashville Elementary School (Kirkpatrick Elementary)	\$13,655.28	9/18/2023
KIPP Antioch College Prep Elementary	\$26,823.84	9/18/2023
KIPP Antioch College Prep Middle	\$20,713.36	9/18/2023
KIPP Memphis Collegiate Elementary	\$20,446.46	10/4/2023
KIPP Memphis Collegiate High School	\$17,888.18	10/4/2023
KIPP Memphis Collegiate Middle	\$8,360.80	10/4/2023
KIPP Memphis Middle Academy	\$9,099.45	Not Submitted
KIPP Nashville College Prep	\$13,680.11	9/18/2023
KIPP Nashville College Prep Elementary	\$17,000.27	9/18/2023
KIPP Nashville Collegiate High School	\$19,222.99	9/18/2023
Kirby Middle School	\$15,717.99	10/6/2023
LEAD Academy	\$19,387.08	9/28/2023
LEAD Brick Church	\$9,257.68	9/28/2023
LEAD Cameron	\$20,989.21	9/28/2023
LEAD Neely's Bend	\$15,204.16	9/28/2023
LEAD Southeast	\$33,737.92	9/28/2023
Leadership Preparatory Charter School	\$17,197.36	9/12/2023
Lester Prep	\$8,455.13	8/4/2023
Libertas School of Memphis	\$16,234.92	8/30/2023
Liberty Collegiate Academy	\$12,827.21	Not Submitted
Martin Luther King Preparatory High School	\$21,433.07	Not Submitted
Memphis Academy of Science Engineering Middle/High	\$23,847.74	10/19/2023
Memphis Business Academy Elementary School	\$10,930.75	10/2/2023
Memphis Business Academy Hickory Hill Elementary School	\$3,939.49	10/2/2023
Memphis Business Academy Hickory Hill Middle School	\$2,089.99	10/2/2023
Memphis Business Academy High School	\$20,706.14	10/2/2023
Memphis Business Academy Middle	\$15,761.27	10/2/2023
Memphis College Preparatory	\$10,735.96	Not Submitted
Memphis Delta Preparatory	\$15,608.30	9/30/2023
Memphis Grizzlies Preparatory Charter School	\$14,021.83	8/21/2023
Memphis Merit Academy	\$11,886.84	9/28/2023
Memphis Rise Academy	\$31,440.82	9/29/2023
Memphis Scholars Caldwell-Guthrie	\$12,507.78	Not Submitted
Memphis Scholars Florida Kansas	\$5,458.27	Not Submitted
Memphis Scholars Raleigh-Egypt	\$2,983.70	Not Submitted
Memphis School of Excellence	\$21,253.62	10/6/2023

Charter School	Allocation	Application Approved
Memphis School of Excellence Cordova	\$11,990.53	10/6/2023
Memphis School of Excellence Elementary	\$16,630.47	10/6/2023
Memphis School of Excellence Elementary Cordova	\$12,475.73	10/6/2023
Memphis STEM Academy	\$8,763.42	10/6/2023
Montessori Elementary at Highland Park	\$9,196.96	10/24/2023
Nashville Classical Inc	\$21,634.52	9/20/2023
Nashville Collegiate Prep	\$17,493.38	9/12/2023
Nashville Prep	\$8,406.77	Not Submitted
Perea Elementary School	\$10,859.00	9/12/2023
Power Center Academy Elementary - Southeast	\$16,719.47	10/23/2023
Power Center Academy Elementary School	\$29,385.85	10/23/2023
Power Center Academy High School	\$28,367.32	10/23/2023
Power Center Academy Middle	\$18,189.02	10/23/2023
Power Center Academy Middle - Southeast	\$9,684.50	10/23/2023
Promise Academy - Hollywood	\$11,654.26	11/13/2023
Promise Academy - Spring Hill	\$14,407.59	1/2/2024
Purpose Prep	\$16,070.71	9/29/2023
RePublic High School	\$24,770.97	Not Submitted
Rocketship Dream Community Prep (prior: Rocketship NSH3 Antioch)	\$14,022.50	10/2/2023
Rocketship Nashville Northeast Elementary	\$20,550.81	10/2/2023
Rocketship United	\$20,329.40	10/2/2023
Smithson Craighead Academy	\$13,002.83	9/1/2023
Soulsville Charter School	\$26,168.01	9/28/2023
Southern Avenue Charter School of Academic Excellence Creative Arts	\$13,766.10	11/3/2023
Star Academy	\$11,686.45	11/2/2023
STEM Prep Academy	\$21,495.46	9/22/2023
STEM Prep High School	\$21,674.00	9/22/2023
Strive Collegiate Academy	\$11,570.19	11/1/2023
Valor Flagship Academy	\$57,377.96	9/29/2023
Valor Voyager Academy	\$20,579.16	9/29/2023
Veritas College Preparatory	\$5,890.81	Not Submitted
Vision Preparatory Charter School	\$16,065.19	10/16/2023
Westside Middle School	\$13,825.41	Not Submitted
Wooddale Middle School	\$20,067.81	10/6/2023

Appendix B: Special Session Funding in Public School Security Grant

LEA	Special Session Allocation
Arlington Community Schools	\$64,189.96
Bedford County Schools	\$141,599.98
Benton County Schools	\$42,776.23
Bradford Special School District	\$10,532.84
Cannon County Schools	\$45,820.13
Chester County Schools	\$45,520.07
Cocke County Schools	\$8,565.95
Metro Nashville Public Schools	\$1,692,592.84
Fayette County Schools	\$112,164.35
Franklin Special School District	\$11,896.87
Grainger County Schools	\$4,492.61
Hamblen County Schools	\$52,760.81
Hamilton County Schools	\$920,251.28
Hardin County Schools	\$13,069.05
Hawkins County Schools	\$41,765.24
Haywood County Schools	\$21,650.46
Henry County Schools	\$9,541.84
Hollow Rock Schools	\$10,258.37
Houston County Schools	\$32,640.15
Humboldt City Schools	\$23,313.87
Humphreys County Schools	\$29,365.94
Kingsport City Schools	\$32,368.14
Knox County Schools	\$1,552,483.71
Lauderdale County Schools	\$6,340.47
Jackson-Madison County Schools	\$329,200.25
Marshall County Schools	\$64,725.12
Clarksville-Montgomery County Schools	\$4,054.61
Oak Ridge City Schools	\$64,736.82
Oneida Special School District	\$9,936.78
Roane County Schools	\$39,266.97
Memphis-Shelby County Schools	\$2,792,176.26
Sumner County Schools	\$3,750.48
Tennessee School for the Blind	\$4,207.61
Tennessee School for the Deaf	\$4,748.75
Tipton County Schools	\$27,866.90
Trenton Special School District	\$32,431.57

LEA	Special Session Allocation
Union County Schools	\$376.15
Wayne County Schools	\$33,959.92
Weakley County Schools	\$45,175.74
West Carroll Special School District	\$6,914.58
West Tennessee School for the Deaf	\$937.60
Wilson County Schools	\$47,636.67

Charter School	Special Session Allocation
Arrow Academy of Excellence	\$3,561.06
Aurora Collegiate Academy	\$12,277.78
Aventura Community School	\$3,997.91
Beacon College Preparatory	\$7,729.48
Believe Memphis Academy Charter School	\$11,518.37
Bluff City High School	\$18,153.92
Chattanooga Charter School of Excellence	\$14,709.00
Chattanooga Charter School of Excellence High	\$1,188.55
Chattanooga Charter School of Excellence Middle	\$6,623.46
Chattanooga Girls Leadership Academy	\$13,343.18
Chattanooga Preparatory School	\$14,001.90
Circles of Success Learning Academy	\$8,388.04
City University Girls Preparatory	\$3,144.09
City University School of Independence	\$488.69
City University School of Liberal Arts	\$8,388.42
Compass Community School, Berclair Campus	\$8,560.88
Compass Community School, Binghampton Campus	\$7,820.87
Compass Community School, Frayser Campus	\$7,763.11
Compass Community School, Hickory Hill Campus	\$9,725.68
Compass Community School, Midtown Campus	\$12,504.76
Compass Community School, Orange Mound Campus	\$7,545.00
Cornerstone Prep - Lester Campus	\$13,731.00
Cornerstone Prep - Denver Campus	\$22,609.62
Cornerstone Prep School	\$1,180.67
Crosstown High School	\$17,774.63
East End Preparatory School	\$28,325.58
Emerald Academy	\$16,770.79
Explore Community School	\$19,913.60
Fairley High School	\$15,126.82

Charter School	Special Session Allocation
Freedom Prep Elementary - Millbranch	\$19,934.55
Freedom Prep Elementary - Parkrose	\$20,587.37
Freedom Prep Middle - Brownlee	\$12,380.05
Freedom Preparatory Academy Flagship	\$29,449.85
Granville T. Woods Academy of Innovation Charter School	\$14,564.72
Hillcrest High School	\$15,609.37
Humes Preparatory Academy Middle School	\$7,245.45
Intrepid College Preparatory Charter School	\$32,505.04
Ivy Academy's Skillern Elementary	\$2,513.23
Journey Coleman School	\$23,154.00
Journey East Academy (Aspire East Academy)	\$12,971.52
KA @ The Crossings	\$20,146.99
KIPP Academy Nashville	\$14,404.15
KIPP Academy Nashville Elementary School (Kirkpatrick Elementary)	\$12,561.32
KIPP Antioch College Prep Elementary	\$24,674.93
KIPP Antioch College Prep Middle	\$19,053.97
KIPP Memphis Collegiate Elementary	\$18,808.46
KIPP Memphis Collegiate High School	\$16,455.12
KIPP Memphis Collegiate Middle	\$7,691.00
KIPP Memphis Middle Academy	\$8,370.48
KIPP Nashville College Prep	\$12,584.17
KIPP Nashville College Prep Elementary	\$15,638.35
KIPP Nashville Collegiate High School	\$17,683.00
Kirby Middle School	\$14,458.79
LEAD Academy	\$17,833.94
LEAD Brick Church	\$8,516.03
LEAD Cameron	\$19,307.72
LEAD Neely's Bend	\$13,976.24
LEAD Southeast	\$31,035.11
Leadership Preparatory Charter School	\$15,819.65
Lester Prep	\$7,777.78
Libertas School of Memphis	\$14,934.30
Liberty Collegiate Academy	\$11,799.60
Martin Luther King Preparatory High School	\$19,716.03
Memphis Academy of Science Engineering Middle/High	\$21,937.25
Memphis Business Academy Elementary School	\$10,055.07
Memphis Business Academy Hickory Hill Elementary School	\$3,623.89
Memphis Business Academy Hickory Hill Middle School	\$1,922.55
Memphis Business Academy High School	\$19,047.33

Charter School	Special Session Allocation
Memphis Business Academy Middle	\$14,498.60
Memphis Delta Preparatory	\$14,357.89
Memphis Grizzlies Preparatory Charter School	\$12,898.51
Memphis Rise Academy	\$28,922.03
Memphis Scholars Caldwell-Guthrie	\$11,505.75
Memphis Scholars Raleigh-Egypt	\$2,744.67
Memphis School of Excellence	\$19,550.95
Memphis School of Excellence Cordova	\$11,029.94
Memphis School of Excellence Elementary	\$15,298.17
Memphis School of Excellence Elementary Cordova	\$11,476.27
Memphis STEM Academy	\$8,061.36
Montessori Elementary at Highland Park	\$8,460.18
Nashville Classical Inc	\$19,901.33
Nashville Collegiate Prep	\$16,091.95
Nashville Prep	\$7,733.28
Perea Elementary School	\$9,989.06
Power Center Academy Elementary - Southeast	\$15,380.04
Power Center Academy Elementary School	\$27,031.69
Power Center Academy High School	\$26,094.76
Power Center Academy Middle	\$16,731.86
Power Center Academy Middle - Southeast	\$8,908.66
Promise Academy - Hollywood	\$10,720.61
Promise Academy - Spring Hill	\$13,253.37
Purpose Prep	\$14,783.26
RePublic High School	\$22,786.52
Rocketship Dream Community Prep (prior: Rocketship NSH3 Antioch)	\$12,899.13
Rocketship Nashville Northeast Elementary	\$18,904.45
Rocketship United	\$18,700.78
Smithson Craighead Academy	\$11,961.15
Soulsville Charter School	\$24,071.63
Southern Avenue Charter School of Academic Excellence Creative Arts	\$12,663.27
Star Academy	\$10,750.23
STEM Prep Academy	\$19,773.42
STEM Prep High School	\$19,773.42
Strive Collegiate Academy	\$10,643.28
Valor Flagship Academy	\$52,781.30
Valor Voyager Academy	\$18,930.52
Veritas College Preparatory	\$5,418.89

Charter School	Special Session Allocation
Vision Preparatory Charter School	\$14,778.18
Westside Middle School	\$12,717.83
Wooddale Middle School	\$18,460.14
Tennessee Nature Academy	\$4,319.80
KIPP Antioch Global High School	\$2,607.91
Nashville Classical West	\$1,775.42

Appendix C: Non-Public School Security Grant

Non-Public School	Allocation	Application Approved
Abintra Montessori School	\$18,285.87	8/17/2023
Abundant Life Christian Academy	\$5,485.76	10/16/2023
Academy for Academic Excellence	\$3,352.41	10/27/2023
Agathos Classical School	\$50,438.52	11/17/2023
Akiva School	\$15,847.75	9/12/2023
All Saints' Episcopal School	\$15,390.61	10/27/2023
Alpha Educational Learning Center	\$3,047.64	9/14/2023
Amare Montessori	\$17,828.72	10/23/2023
Annoor Academy of Knoxville	\$32,609.80	10/27/2023
Antioch Christian Academy	\$10,971.52	10/23/2023
Apostolic Christian Academy	\$32,000.27	10/27/2023
Apostolic Christian School	\$38,095.56	10/4/2023
Arch Academy	\$3,657.17	10/20/2023
Archon Academy Memphis Youth Academy	\$7,314.35	10/27/2023
Ashley Academy	\$23,924.01	9/21/2023
Augustine School	\$31,847.89	10/27/2023
Avenue Child Enrichment Center	\$11,733.43	10/23/2023
Avondale Seventh-day Adventist School	\$5,942.91	10/27/2023
Bambini Village Montessori	\$8,838.17	10/17/2023
Barbara K. Lipman Early Learning & Research Center	\$16,762.05	10/20/2023
Battle Ground Academy	\$137,144.02	9/15/2023
Belvoir Christian Academy	\$28,800.24	10/27/2023
Benton Hall Academy	\$8,381.02	11/14/2023
Berean Academy	\$55,467.14	10/3/2023
Berean Christian School	\$70,857.74	10/26/2023
Bethel Christian Academy	\$3,352.41	10/30/2023
Bledsoe Youth Academy	\$4,571.47	Not Submitted
Born Again Christian Academy	\$11,276.29	10/25/2023
Bornblum Jewish Community School	\$16,762.05	10/3/2023
Bowie Reading and Learning Center	\$14,171.55	Not Submitted
Boyd-Buchanan School	\$163,658.53	10/18/2023
Brainerd Baptist School	\$50,590.90	9/13/2023
Breath of Life Preparatory Preschool	\$10,514.37	Not Submitted
Bright Beginnings Christian School	\$9,447.70	Not Submitted
Brinkley Heights Urban Academy	\$17,523.96	10/17/2023
Brunswick Day School	\$10,514.37	10/9/2023
Cadence Academy Preschool	\$3,961.94	Not Submitted

Non-Public School	Allocation	Application Approved
Calvary Christian School	\$4,266.70	Not Submitted
Candies Creek Academy	\$14,628.70	10/26/2023
Carroll Academy	\$11,428.67	9/27/2023
Cedar Grove School	\$6,857.20	Not Submitted
Cedar Springs Weekday School	\$10,971.52	10/31/2023
Cedars of Lebanon Academy	\$3,047.64	10/26/2023
Centerville Christian School	\$3,809.56	9/22/2023
Central Baptist Kindergarten	\$17,676.34	9/12/2023
Central Learning Center	\$46,171.82	10/25/2023
Chance Transitional School (UCHRA)	\$1,828.59	Not Submitted
Chapel Hill Christian Academy	\$41,447.97	Not Submitted
Chattanooga Christian School	\$222,782.84	8/25/2023
Christ Children's Academy	\$4,876.23	10/13/2023
Christ Classical Academy	\$25,295.45	10/17/2023
Christ Life Academy	\$14,323.93	10/16/2023
Christ Methodist Day School	\$82,286.41	10/13/2023
Christ Presbyterian Academy	\$211,049.41	Not Submitted
Christ the King Lutheran School	\$26,819.27	10/16/2023
Christ the King School	\$38,095.56	9/15/2023
Christian Academy of Knoxville	\$169,144.29	10/20/2023
Christian Academy of the Cumberlands	\$38,857.47	10/23/2023
Christian Brothers LaSalle High School	\$109,562.84	9/11/2023
Christian Community School	\$55,771.90	10/6/2023
Christian Life Academy	\$12,495.34	8/30/2023
Christ's Legacy Academy	\$24,381.16	10/6/2023
Clarksville Academy	\$84,115.00	10/26/2023
Clarksville Christian School	\$82,286.41	9/5/2023
Cleveland Academy	\$2,438.12	Not Submitted
Cleveland Christian School	\$14,476.31	9/5/2023
Collegedale Academy	\$130,286.82	10/26/2023
Columbia Academy	\$151,315.57	9/21/2023
Columbia Academy at Spring Hill	\$23,924.01	9/25/2023
Compass Academy	\$16,457.28	10/27/2023
Concord Academy	\$9,904.85	10/17/2023
Concord Christian School	\$113,829.54	10/24/2023
Cooper Christian Academy	\$2,285.73	Not Submitted
Cornerstone School (TN Children's Home)	\$4,876.23	10/27/2023
Covenant Academy	\$9,600.08	10/31/2023
Creative Life Preparatory School	\$4,876.23	10/30/2023

Non-Public School	Allocation	Application Approved
Cross Creek Christian School	\$43,428.94	9/20/2023
Crossroads Christian Academy	\$18,285.87	10/23/2023
Currey Ingram Academy	\$59,733.84	10/19/2023
Davidson Academy	\$96,000.81	8/30/2023
Day Spring Academy	\$28,038.33	10/25/2023
Daybreak Treatment Center and Specialized School	\$3,657.17	11/30/2023
DeKalb Christian Academy	\$12,342.96	10/3/2023
Discovery Learners' Academy	\$3,200.03	Not Submitted
Donelson Christian Academy	\$110,324.74	8/25/2023
Duncan Academy (TN Children's Home)	\$2,438.12	10/23/2023
Eagle Bend Christian Academy	\$1,219.06	10/23/2023
Elizabethton Academy	\$2,742.88	10/27/2023
Emmanuel United Methodist Kindergarten	\$17,523.96	10/20/2023
Ensworth School	\$181,944.40	10/25/2023
Evangelical Christian School - Lower School	\$127,848.70	10/26/2023
Evangelical Christian School-Middle & Upper School	\$140,648.81	10/26/2023
Ezell-Harding Christian School	\$70,705.36	10/19/2023
F. C. Boyd, Sr. Christian School	\$21,333.51	9/5/2023
F. H. Jenkins Elementary School	\$13,562.02	10/20/2023
Faith Christian Academy	\$3,352.41	Not Submitted
Faith Haven Christian Academy	\$17,066.81	11/14/2023
Faith Heritage Christian Academy	\$9,904.85	10/27/2023
Faith Missionary Academy	\$58,971.93	Not Submitted
Family Christian School	\$12,190.58	9/26/2023
Father Ryan High School	\$131,353.49	10/16/2023
Fayette Academy	\$90,515.05	9/25/2023
First Assembly Christian School	\$87,315.02	10/25/2023
First Baptist Academy	\$71,162.51	10/8/2023
First Lutheran School	\$25,143.07	10/23/2023
Foundations School: Foundations Academy (K-2)	\$19,809.69	8/22/2023
Franklin Christian Academy	\$50,438.52	10/26/2023
Franklin Classical School	\$35,200.30	9/15/2023
Franklin Road Academy	\$157,715.62	10/16/2023
Franklin Road Christian School	\$103,315.16	10/12/2023
Friendship Christian School	\$105,143.75	10/27/2023
Gaffney Athletic Preparatory Academy	\$3,047.64	8/25/2023
Gallaway Christian Academy	\$2,895.26	10/23/2023
Garden Montessori	\$22,247.81	9/20/2023
Gateway Academy at the Learning Lab	\$4,723.85	10/18/2023

Non-Public School	Allocation	Application Approved
Gateway Academy at the Learning Lab	\$4,571.47	10/18/2023
General Assembly Academy (C.H.O.I.C.E.)	\$60,800.51	10/27/2023
Generation Changers Academy	\$3,047.64	Not Submitted
Generations Christian Academy	\$21,333.51	10/17/2023
Genesis Academy	\$10,819.14	12/13/2023
Genesis Rutherford Academy	\$5,942.91	10/27/2023
Genesis Teen Learning Center - Montgomery County	\$3,657.17	10/27/2023
Genesis Teen Learning Center of Rutherford County	\$1,828.59	11/30/2023
George Thomas Jr. Academy at Jericho	\$4,876.23	10/4/2023
Giving Tree Montessori	\$5,790.53	Not Submitted
Good News Christian School	\$5,790.53	10/9/2023
Goodpasture Christian School	\$143,086.93	10/12/2023
Grace Baptist Academy	\$17,066.81	10/11/2023
Grace Baptist Academy	\$81,829.26	10/31/2023
Grace Christian Academy	\$120,839.12	10/16/2023
Grace-St. Luke's Episcopal School	\$67,352.95	10/11/2023
Greater Praise Christian Academy	\$16,762.05	Not Submitted
Greater Things Christian School	\$26,666.89	10/25/2023
Green Hills Child Development	\$2,895.26	11/6/2023
Grow Academy	\$10,666.76	10/24/2023
Hamilton Heights Christian Academy	\$6,095.29	11/2/2023
Harding Academy of Memphis	\$86,553.11	8/18/2023
Harpeth Montessori	\$12,495.34	10/10/2023
Hendersonville Christian Academy	\$30,476.45	10/17/2023
Hendersonville Day School	\$10,514.37	11/8/2023
Heritage Academy	\$5,790.53	10/25/2023
Heritage Baptist Academy	\$9,447.70	10/25/2023
Heritage Christian Academy (formally Community Christian Academy)	\$6,857.20	10/27/2023
Heritage Christian Academy of East Tennessee	\$16,762.05	10/20/2023
Hermitage Hall	\$11,428.67	10/26/2023
Hickory Valley Christian School	\$15,542.99	10/12/2023
High Hopes Development Center	\$1,201.06	10/12/2023
High Road School of Nashville	\$6,400.05	Not Submitted
Highland Academy	\$19,047.78	10/12/2023
Highland Day School	\$4,876.23	9/12/2023
Highland Elementary School	\$14,019.17	10/24/2023
Hillcrest Montessori Christian Academy	\$2,742.88	Not Submitted
Holy Rosary Academy	\$53,790.93	10/27/2023
Holy Rosary Catholic School	\$61,105.28	10/24/2023

Non-Public School	Allocation	Application Approved
Holy Trinity Montessori	\$24,990.69	9/29/2023
Hutchison School	\$123,429.62	10/26/2023
Immaculate Conception Cathedral School	\$25,752.60	11/2/2023
Immaculate Conception School	\$19,047.78	10/25/2023
Immanuel Lutheran School	\$25,904.98	10/12/2023
J. Frank White Academy	\$28,647.86	10/27/2023
Jackson Christian	\$128,762.99	12/15/2023
Jasper Adventist Christian School	\$3,504.79	10/27/2023
Jeremiah School	\$4,571.47	10/13/2023
Jewish Upper School of Nashville: Jewish Middle School	\$4,571.47	9/19/2023
Jonathan Edwards Classical Academy	\$30,933.60	9/25/2023
Keys Kademy (no longer a non-public school)	\$609.53	Not Submitted
Kimball Christian Academy	\$9,600.08	11/29/2023
King's Academy Nashville	\$21,943.04	9/25/2023
Knoxville Catholic High School	\$98,743.69	10/25/2023
Knoxville Christian School	\$38,552.71	9/15/2023
Knoxville Montessori School	\$15,238.22	9/19/2023
Lakeway Christian Schools: Boones Creek Christian Academy	\$17,828.72	10/13/2023
Lakeway Christian Schools: Cornerstone Christian Academy Campus	\$65,676.75	10/13/2023
Lakeway Christian Schools: Lakeway Christian Academy Campus	\$92,496.02	10/13/2023
Lakeway Christian Schools: Tri-Cities Christian Academy Campus	\$39,162.24	8/13/2023
Lamplighter Montessori School	\$20,876.37	10/23/2023
Lancaster Christian Academy	\$48,762.32	8/30/2023
Lancaster Christian Early Learning Center	\$8,533.41	8/30/2023
Landmark Christian Academy	\$6,247.67	10/12/2023
Lausanne Collegiate School	\$140,191.66	10/26/2023
Lebanon Academy	\$2,742.88	10/31/2023
Lenoir City Christian Academy	\$30,476.45	10/26/2023
Lexington Christian Academy	\$4,876.23	10/27/2023
Life Christian Academy	\$30,476.45	8/24/2023
Lighthouse Christian School	\$13,714.40	9/27/2023
Lighthouse Christian School	\$45,714.67	10/27/2023
Linden Waldorf School	\$25,143.07	10/16/2023
Lipscomb Academy	\$183,620.60	10/11/2023
Little River Montessori School	\$9,447.70	Not Submitted
Little River Montessori School-West Campus	\$9,600.08	8/22/2023

Non-Public School	Allocation	Application Approved
Little Scholars Montessori	\$8,076.26	10/27/2023
Living Word Victory Christian Academy	\$11,428.67	10/26/2023
Madison Academy	\$11,428.67	10/24/2023
Madison Campus Elementary School	\$30,476.45	10/24/2023
Madonna Learning Center	\$8,228.64	10/19/2023
Magnolia Education Center	\$9,142.93	10/27/2023
Maria Montessori School	\$9,752.46	11/7/2023
Marty's Center	\$2,285.73	Not Submitted
Maryville Christian School	\$57,752.87	10/10/2023
Memphis Junior Academy	\$12,952.49	10/27/2023
Memphis University School	\$97,524.64	9/20/2023
Metro Christian Academy	\$47,543.26	10/30/2023
Middle Tennessee Christian School	\$121,296.26	9/8/2023
Mid-South Gifted Academy	\$15,695.37	10/20/2023
Midsouth Montessori Center	\$2,590.50	9/18/2023
Montessori Academy	\$40,381.29	10/17/2023
Montessori East	\$21,333.51	10/27/2023
Montessori Internationale School	\$2,895.26	10/17/2023
Montessori School of Franklin	\$10,971.52	10/26/2023
Morris Wilson Campus School	\$13,409.64	9/12/2023
Morristown Covenant Academy	\$14,323.93	10/27/2023
Mountain Youth Academy	\$10,209.61	1/5/2024
Mt. Juliet Academy	\$3,047.64	10/27/2023
Mt. Juliet Christian Academy	\$106,210.42	9/19/2023
Mt. Juliet Montessori Academy	\$16,304.90	10/27/2023
Mt. Pisgah Christian Academy	\$21,638.28	Not Submitted
Murfreesboro Adventist School	\$2,590.50	12/21/2023
Music City Montessori	\$4,114.32	10/20/2023
Nashville Christian School	\$137,753.55	10/23/2023
Nashville International Academy	\$25,752.60	10/24/2023
New Beginnings Christian Academy	\$1,828.59	10/30/2023
Trinity Academy (Formally New Colossus Academy-Crossville)	\$11,428.67	9/6/2023
New Heights School (TN Children's Home)	\$3,657.17	10/27/2023
New Hope Academy	\$33,371.71	9/22/2023
New Hope Christian Academy	\$58,971.93	9/28/2023
New Life Christian Academy	\$1,523.82	11/6/2023
New Pathways Academy -F. Crittenton Agency	\$4,876.23	10/25/2023
NIA House Montessori	\$9,904.85	10/12/2023
Nicholas Hobbs Academy	\$34,895.53	9/12/2023

Non-Public School	Allocation	Application Approved
Notre Dame High School	\$60,495.75	10/6/2023
Oak Hill School, The	\$81,067.35	10/25/2023
Oak Plains Academy	\$2,590.50	10/24/2023
Orange Grove Center	\$6,857.20	10/25/2023
Otter Creek Kindergarten & Preschool	\$28,800.24	11/1/2023
Our Lady of Perpetual Help Catholic School	\$33,828.86	10/23/2023
Our Lady of Perpetual Help School	\$42,057.50	10/11/2023
Overbrook Catholic School	\$42,057.50	10/4/2023
Paideia Academy	\$47,238.50	10/24/2023
PEER Academy	\$6,095.29	11/17/2023
Pleasant View Christian School	\$57,600.49	10/30/2023
Pleasant View School	\$78,019.71	10/30/2023
Point Christian Academy	\$6,247.67	10/25/2023
Pope John Paul II Preparatory School	\$114,286.68	10/25/2023
Portland Montessori Academy	\$9,752.46	10/27/2023
Power and Grace Preparatory Academy (2nd Location)	\$14,019.17	10/26/2023
Presbyterian Day School	\$74,362.53	9/21/2023
Priest Lake Christian Academy	\$3,961.94	10/27/2023
Primrose School of Brentwood	\$22,857.34	10/5/2023
Primrose School of Cool Springs	\$13,866.78	10/27/2023
Primrose School of Farragut	\$9,752.46	Not Submitted
Primrose School of Hardin Valley	\$9,752.46	Not Submitted
Primrose School of Hendersonville	\$16,762.05	10/23/2023
Primrose School of Mt. Juliet	\$8,990.55	Not Submitted
Primrose School of Murfreesboro	\$17,219.19	10/10/2023
Primrose School of Nashville Midtown	\$19,200.16	10/5/2023
Primrose School of Spring Hill	\$15,695.37	9/21/2023
Primrose School of West Knoxville	\$9,752.46	Not Submitted
Primrose School of Nashville 12 South	\$3,657.17	10/5/2023
Providence Academy	\$99,048.46	10/12/2023
Providence Christian Academy	\$117,791.47	9/4/2023
PURE Academy	\$3,047.64	10/18/2023
Redemption Point Christian Academy	\$10,666.76	10/27/2023
Redemption School of Worship	\$8,990.55	10/31/2023
Revolution Christian Academy	\$14,628.70	10/18/2023
Rhea County Academy	\$25,904.98	12/12/2023
Ridgetop Adventist Elementary School	\$3,809.56	Not Submitted
RIO Christian Academy	\$3,047.64	10/26/2023
River Academy (Holston Home)	\$8,533.41	10/19/2023

Non-Public School	Allocation	Application Approved
River's Edge Christian Academy	\$87,619.79	10/27/2023
Riverside Christian Academy	\$34,133.62	10/6/2023
Roane Academy	\$9,142.93	10/27/2023
Sacred Heart Cathedral School	\$91,734.11	10/25/2023
Sacred Heart Catholic School	\$8,076.26	10/27/2023
Sacred Heart of Jesus High School	\$14,781.08	12/14/2023
Sacred Heart School	\$14,019.17	10/24/2023
Sail Away Learning Academy	\$3,071.32	Not Submitted
Savannah Christian Academy	\$25,904.98	10/26/2023
Scholze Middle High School (CADAS)	\$2,742.88	11/7/2023
Sensational Enlightenment Academy	\$5,790.53	10/12/2023
Sheltering Tree Ranch	\$5,181.00	10/30/2023
Silverdale Baptist Academy	\$199,163.59	8/23/2023
Sisu Spanish Immersion Schools	\$7,923.88	9/6/2023
Skyuka Hall	\$17,066.81	10/25/2023
South Haven Christian School	\$71,467.27	9/13/2023
Spring Hill Academy Preschool	\$22,857.34	Not Submitted
St. Agnes Academy-St. Dominic School	\$116,877.18	10/19/2023
St. Andrew's - Sewanee School	\$35,962.21	10/27/2023
St. Ann Catholic School	\$44,343.23	10/18/2023
St. Ann School	\$31,543.12	10/20/2023
St. Benedict Auburndale High School	\$68,724.39	10/9/2023
St. Bernard Academy	\$58,362.40	9/12/2023
St. Cecilia Academy	\$45,562.29	10/3/2023
St. Clement Coptic Orthodox Christian Academy	\$30,171.68	9/27/2023
St. Dominic Catholic School	\$18,438.25	10/24/2023
St. Edward School	\$29,409.77	11/16/2023
St. Francis of Assisi Elementary School	\$57,143.34	9/26/2023
St. George's Independent School - Collierville	\$79,848.30	9/30/2023
St. George's Independent School - Germantown	\$40,686.06	9/30/2023
St. George's Independent School - Memphis	\$21,638.28	9/30/2023
St. Henry School	\$107,429.48	10/20/2023
St. John Neumann Catholic School	\$63,543.40	10/18/2023
St. John Vianney Catholic School	\$19,504.93	10/27/2023
St. Joseph School	\$47,543.26	11/8/2023
St. Joseph School	\$36,876.50	9/4/2023
St. Jude School	\$47,848.02	9/5/2023
St. Louis School	\$79,391.15	10/26/2023
St. Mary's Catholic School	\$28,343.10	10/20/2023

Non-Public School	Allocation	Application Approved
St. Mary's Episcopal School	\$121,296.26	10/12/2023
St. Mary's School	\$29,105.01	11/2/2023
St. Mary's School of Jackson	\$35,352.68	10/23/2023
St. Matthew Catholic School	\$75,886.36	10/26/2023
St. Nicholas School	\$20,723.98	11/16/2023
St. Patrick School	\$24,228.78	11/1/2023
St. Paul Catholic School	\$45,714.67	10/27/2023
St. Paul Christian Academy	\$59,124.31	10/27/2023
St. Paul's Day School and Kindergarten	\$6,095.29	10/27/2023
St. Peter's Episcopal School	\$30,324.07	8/22/2023
St. Pius X Classical Academy	\$11,276.29	11/7/2023
St. Rose of Lima Catholic School	\$59,124.31	10/30/2023
Stanford Eisenberg Jewish Day School	\$7,923.88	10/18/2023
Stokes Academy	\$4,571.47	10/27/2023
Sumner Academy	\$26,819.27	10/25/2023
Tate's School of Discovery	\$36,724.12	9/26/2023
Temple Baptist Academy	\$32,914.56	10/30/2023
Templeton Academy	\$19,962.07	10/27/2023
Tennessee Avenue Christian Academy	\$35,352.68	9/8/2023
Tennessee Christian Preparatory School	\$25,143.07	10/23/2023
The Academy for G.O.D.	\$35,200.30	10/30/2023
The Bright School	\$47,848.02	10/24/2023
The Children's House of Nashville Montessori School	\$10,971.52	10/18/2023
The Collegiate School of Memphis	\$54,857.61	10/26/2023
The Covenant School	\$28,952.63	10/9/2023
The Edison School-Madison	\$5,333.38	10/26/2023
The Episcopal School of Knoxville	\$57,143.34	10/17/2023
The Episcopal School of Nashville	\$23,619.25	10/23/2023
The King's Academy (Chilhowee-Harrison Baptist Academy)	\$73,448.24	10/16/2023
The King's Daughters' School	\$10,819.14	10/4/2023
The Lab School of Memphis	\$4,571.47	Not Submitted
The Learning Experience at Mt Juliet	\$8,533.41	Not Submitted
The Lift Christian Academy	\$1,523.83	Not Submitted
The Montessori School	\$32,305.04	10/18/2023
The Phoenix School for Creative Learning	\$2,895.26	Not Submitted
The Settlement Preschool and Kindergarten	\$29,714.54	10/26/2023
The Summit Preparatory Academy	\$7,619.11	10/26/2023
The Webb School	\$63,543.40	10/23/2023
Tipton Christian Academy	\$63,086.25	9/20/2023

Non-Public School	Allocation	Application Approved
Tipton-Rosemark Academy, Inc.	\$95,848.43	10/4/2023
TOP Academy (Tabernacle of Praise)	\$9,142.93	10/10/2023
Towering Oaks Christian	\$42,209.88	10/26/2023
Trinitas Classical Academy (formally The Classical Academy of Franklin)	\$16,762.05	10/16/2023
Trinity Christian Academy	\$22,857.34	Not Submitted
Trinity Christian Academy	\$97,524.64	11/8/2023
Tri-State Christian Academy	\$2,285.73	10/11/2023
United Christian Academy	\$17,219.19	Not Submitted
University of Tennessee Early Learning Center	\$9,904.85	10/27/2023
University School of Jackson	\$146,591.72	8/29/2023
University School of Nashville	\$163,506.15	10/27/2023
Upper Cumberland Christian Academy (Agape Worship Center)	\$5,942.91	9/28/2023
Valley Christian Academy	\$13,866.78	10/3/2023
Village Academy	\$15,847.75	10/27/2023
Webb School of Knoxville	\$161,829.94	9/27/2023
West Hills Baptist Church Preschool & Kindergarten	\$23,314.48	Not Submitted
Westminster Academy	\$67,810.10	8/23/2023
Weston Classical School	\$1,523.83	10/26/2023
White Stone Academy (Site 1- Columbia Campus)	\$15,542.99	10/26/2023
White Stone Academy (Site 2- Dickson Campus)	\$9,142.93	10/26/2023
Winchester Christian Academy	\$40,838.44	10/22/2023
Woodland Presbyterian School	\$49,219.46	9/14/2023
Word of Faith Christian Academy	\$1,523.83	9/27/2023
Word of Life Christian Academy	\$2,742.88	10/24/2023
Zion Christian Academy	\$79,391.15	10/4/2023
McDowell Center for Children	\$7,314.35	10/27/2023
Lords Tabernacle Christian Academy	\$11,276.29	10/17/2023
Rossville Christian Academy	\$65,981.51	10/26/2023
Living Springs Christian Academy	\$6,400.05	Not Submitted
Morning Star Child Development Center	\$914.29	10/27/2023
Central Christian Academy	\$17,219.19	10/26/2023
Beacon Academy	\$7,619.11	10/24/2023
Covenant Christian School	\$4,571.47	1/8/2024
Midtown Montessori	\$10,666.76	12/11/2023
Imagination Station	\$12,190.58	Not Submitted
Calvary Baptist School, Kingston	\$13,820.95	Not Submitted

Appendix D: SRO County by County Report

County	Eligible Schools	% of Schools in SRO Program	% of Schools with Full- Time SRO
Anderson	27	100%	85%
Bedford	14	100%	100%
Benton	8	100%	75%
Bledsoe	5	100%	100%
Blount	32	100%	100%
Bradley	26	100%	100%
Campbell	15	87%	100%
Cannon	5	100%	0%
Carroll	13	100%	77%
Carter	19	100%	100%
Cheatham	13	100%	100%
Chester	6	100%	50%
Claiborne	13	92%	100%
Clay	4	100%	100%
Cocke	13	92%	92%
Coffee	20	100%	100%
Crockett	7	100%	100%
Cumberland	12	100%	100%
Davidson	165	27%	100%
Decatur	4	100%	100%
Dekalb	6	83%	100%
Dickson	15	100%	100%
Dyer	12	100%	100%
Fayette	8	88%	86%
Fentress	7	86%	100%
Franklin	11	100%	100%
Gibson	21	90%	79%
Giles	8	100%	100%
County	Eligible Schools	% of Schools in SRO Program	% of Schools with Full- Time SRO
Grainger	9	78%	100%

Moore	2	100%	100%
Morgan	8	100%	100%
Obion	10	100%	100%
Overton	7	100%	100%
Perry	4	100%	100%
Pickett	2	100%	100%
Polk	6	100%	100%
Putnam	20	100%	100%
Rhea	8	100%	100%
Roane	17	100%	71%
Robertson	22	100%	100%
Rutherford	63	98%	100%
Scott	10	100%	100%
Sequatchie	3	100%	100%
Sevier	32	97%	100%
Shelby	260	11%	90%
Smith	9	100%	100%
Stewart	5	80%	100%
Sullivan	35	97%	91%
Sumner	51	94%	100%
Tipton	14	100%	100%
Trousdale	3	100%	100%
Unicoi	6	100%	100%
Union	9	100%	100%
Van Buren	2	100%	100%
Warren	11	100%	100%
Washington	25	100%	100%
Wayne	8	100%	63%
Weakley	11	82%	100%
White	8	100%	100%
Williamson	59	100%	100%
Wilson	31	97%	100%
Total	1312		

***An application from Knox County Sheriff's Office has been approved for 42 schools and a contract is pending county approval and signature.**