

Multi-System Inflammatory Syndrome in Children (MIS-C)**

NBS Data Updated***: 03/02/2024

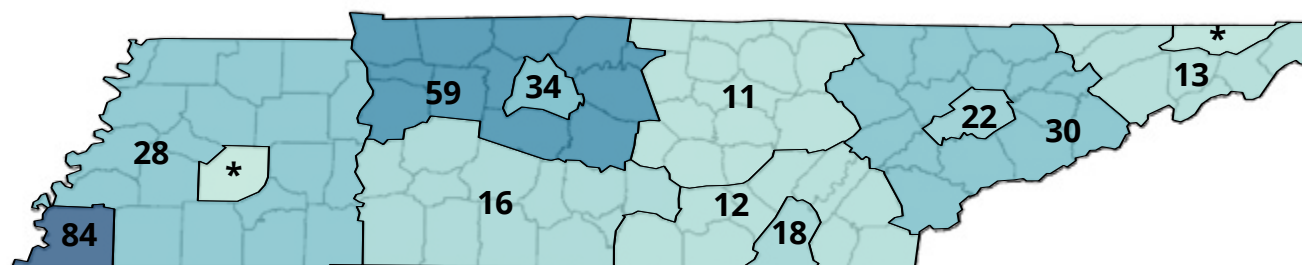
Confirmed Cases: **343**

Probable Cases: **4**

Under Investigation: **0**

Confirmed and Probable Case Demographics

Age	Case Sex	Case Race		Case Ethnicity			
		#	%	#	%		
Min Age (Years): 0		Black or African American	115	33%	Hispanic/Latino	35	10%
Max Age (Years): 18		White	182	52%	Not Hispanic/Latino	291	84%
Avg Age (Years): 8.4		Other/Multiracial	50	14%	Null/Unknown	21	6%



*Data suppressed due to small numbers (<10)

Cases with missing or unknown county of residence are not included in map.

Confirmed and Probable Case Outcomes

Hospital Length of Stay		ICU Admission		Deaths			
			#	%	#	%	
Min Hsptl Duration (Days)	0.0	Yes	137	39%	Yes	1	0%
Max Hsptl Duration (Days)	123.0	No	210	61%	No	346	100%
Avg Hsptl Duration (Days)	5.8						

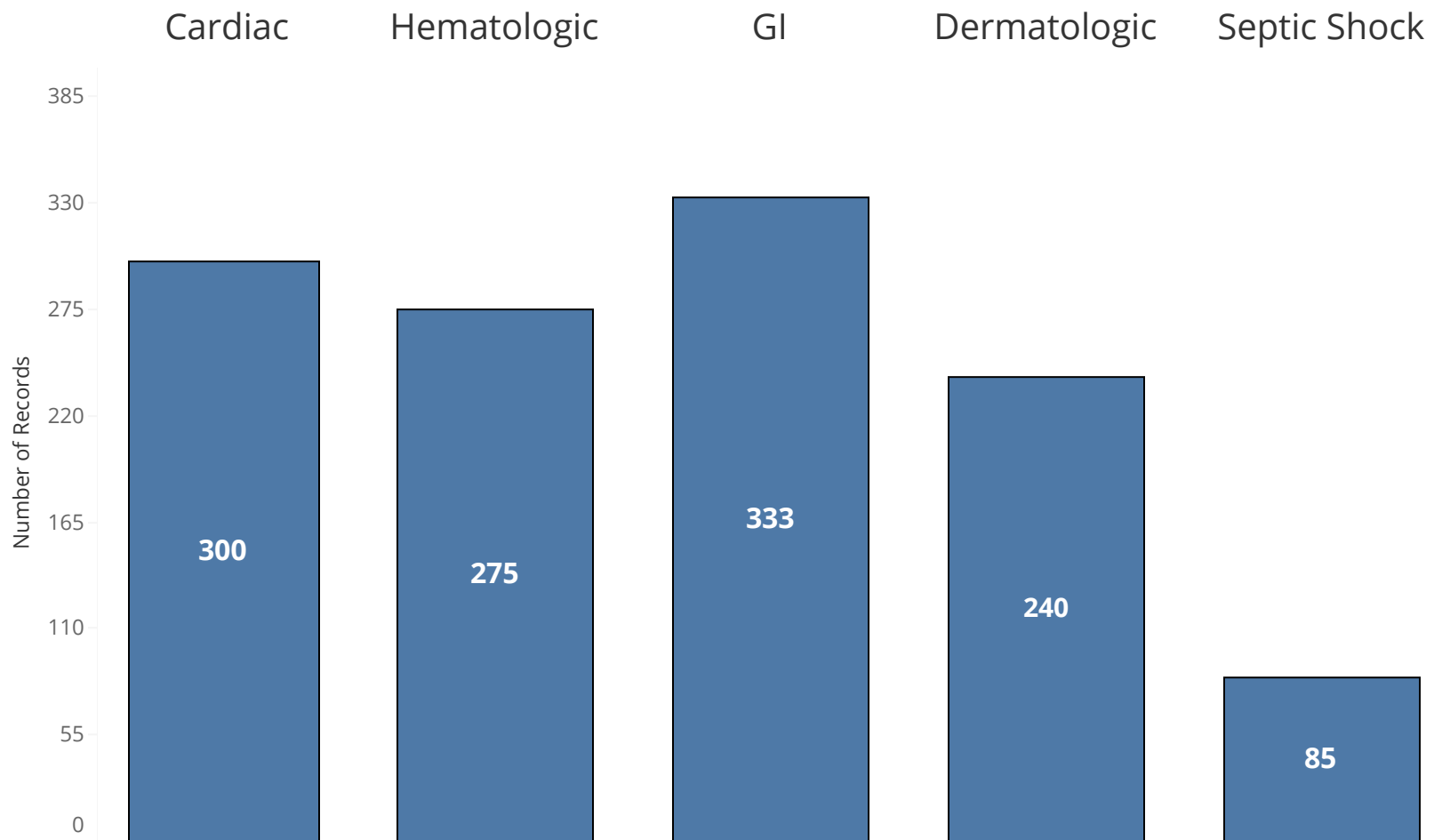
***MIS-C data is pulled from NBS, which may not represent the most up-to-date information due to lags in reporting.

**Effective January 1, 2023, the Council of State and Territorial Epidemiologists (CSTE) and CDC updated the standardized surveillance case definition and case report form for multisystem inflammatory syndrome in children (MIS-C) associated with SARS-CoV-2 infection. The new case definition establishes clinical, laboratory, and epidemiological reporting criteria to identify cases as confirmed, probable, or suspect. The main reporting change reflected in the above data is the removal of renal, respiratory, and neurological systems, and the addition of shock as its own system (whereas previously included within the cardiac organ system). The specific conditions included within cardiac, hematologic, gastrointestinal, and dermatological systems also changed slightly. For a complete description of the new case definition and list of reporting changes, please visit https://www.cdc.gov/mis/mis-c/hcp_cstecdc/index.html.

Systems Involved in MIS-C Cases (Confirmed and Probable)*

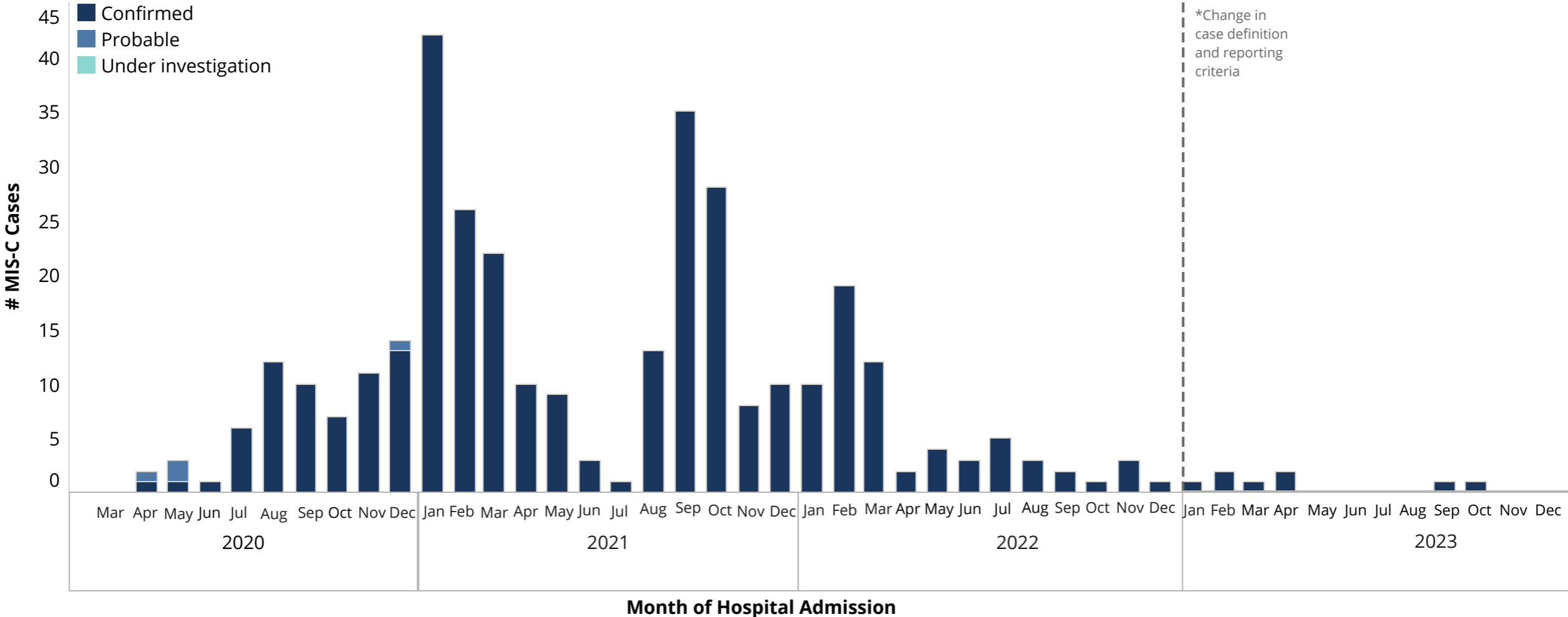
(limiting to cases with at least 1 system reported)

Min. # Systems Affected **1.0**
Max. # Systems Affected **5.0**
Avg. # Systems Affected **3.6**



*Effective January 1, 2023, the Council of State and Territorial Epidemiologists (CSTE) and CDC updated the standardized surveillance case definition and case report form for multisystem inflammatory syndrome in children (MIS-C) associated with SARS-CoV-2 infection. The new case definition establishes clinical, laboratory, and epidemiological reporting criteria to identify cases as confirmed, probable, or suspect. The main reporting change reflected in the above data is the removal of renal, respiratory, and neurological systems, and the addition of shock as its own system (whereas previously included within the cardiac organ system). The specific conditions included within cardiac, hematologic, gastrointestinal, and dermatological systems also changed slightly. For a complete description of the new case definition and list of reporting changes, please visit https://www.cdc.gov/mis/mis-c/hcp_cstecdc/index.html.

MIS-C in Tennessee



*Effective January 1, 2023, the Council of State and Territorial Epidemiologists (CSTE) and CDC updated the standardized surveillance case definition and case report form for multisystem inflammatory syndrome in children (MIS-C) associated with SARS-CoV-2 infection. The new case definition establishes clinical, laboratory, and epidemiological reporting criteria to identify cases as confirmed, probable, or suspect. The main reporting change reflected in the above data is the removal of renal, respiratory, and neurological systems, and the addition of shock as a its own system (whereas previously included within the cardiac organ system). The specific conditions included within cardiac, hematologic, gastrointestinal, and dermatological systems also changed slightly. For a complete description of the new case definition and list of reporting changes, please visit https://www.cdc.gov/mis/mis-c/hcp_cstecdc/index.html.