

Sentinel Provider Influenza-Like Illness (ILI)¹ Surveillance Summary (health.state.tn.us/TNflu_report_archive.htm)
for the Week of April 21-27, 2013 (Week 17)

Summary for	# Sites reporting	Total Sites	Total Regional ILI	Total Regional Patients	% ILI	Compared to State ²
Hamilton County (Chattanooga)	2	4	0	138	0.0%	
East Tennessee Region	6	7	25	2331	1.1%	higher
Jackson-Madison County	1	1	1	476	0.2%	
Knoxville-Knox County	4	4	10	1610	0.6%	
Mid-Cumberland Region	8	10	4	905	0.4%	
Shelby County (Memphis)	3	10	0	954	0.0%	lower
Nashville-Davidson County	4	6	2	540	0.4%	
Northeast Region	2	3	0	208	0.0%	
South Central Region	3	3	0	207	0.0%	
Southeast Region	4	5	0	390	0.0%	
Sullivan County (Tri-Cities)	0	2	0	0	0.0%	
Upper Cumberland Region	2	4	0	249	0.0%	
West Tennessee Region	6	6	0	376	0.0%	
State of Tennessee	45	65	42	8384	0.50%	

CDC Update: Novel A(H7N9) in China

The investigation of a new avian influenza A(H7N9) virus identified in China is ongoing. There is no evidence of sustained human to human transmission. The virus has not been detected in people or birds in the U.S. Providers should contact public health for testing of patients with ILI and travel to China within 10 days of illness onset or contact with an ill traveler recently returned from China. More information can be found at: <http://www.cdc.gov/flu/avianflu/h7n9-virus.htm>

Notes to Sentinel Providers:

Sentinel Providers are reminded to submit specimens on all patients meeting the ILI case definition (up to 10 per week). Please use the TDH specimen submission form dated October 2012.

The percentage of patients with ILI reported in Week 17 was 0.50% as compared to 0.49% in Week 16 .

Nationally, influenza activity decreased in Week 17, though the state laboratory continues to detect influenza viruses in specimens submitted for testing. To date, 11 specimens from Week 16 have been tested. One (9.1%) was positive for influenza viruses: a B type influenza. One (1) specimen was positive for other respiratory viruses. A map of counties with confirmed influenza (PCR or culture) in the past six weeks is below.

Respiratory Viral Panel

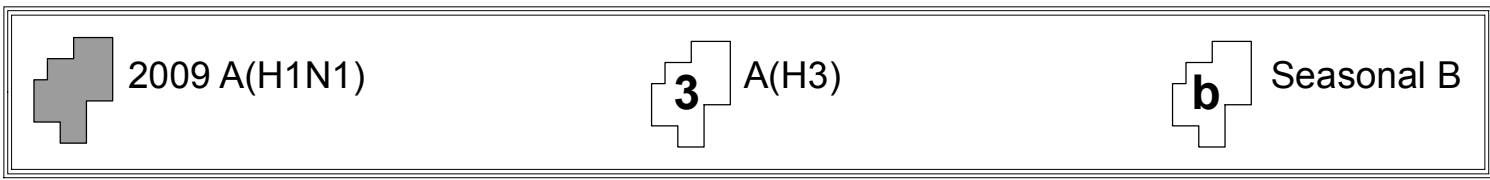
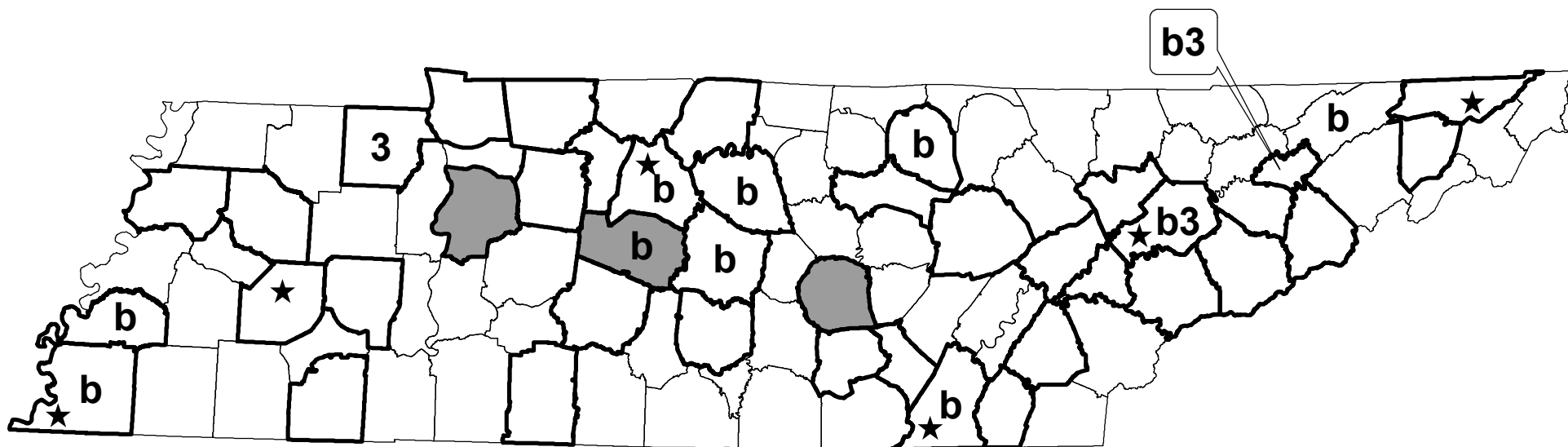
Number of Positive Specimens, by week

Month/Week	#	Flu A (H1N1)	Flu A (H3)	Flu B	RSV A	Paraflu 1	Paraflu 3	Rhino	Metapneumo	Adeno B	Adeno C	Adeno E	Corona OC43	Corona NL63	Corona 229E
April															
Current	11	0	0	1	0	0	0	0	0	0	0	1	0	0	0
16	19	0	1	0	0	0	0	1	1	0	0	2	0	1	0
15	31	1	0	3	0	1	0	2	1	1	0	3	1	1	2
March															
14	34	0	1	7	1	0	1	3	1	1	0	0	0	1	0
13	29	1	2	7	0	0	0	0	2	0	1	0	0	0	0
12	44	1	1	6	1	0	0	2	2	0	0	0	0	2	0

Influenza Confirmed by Culture or PCR in Tennessee from Specimens Collected by Any Source within the Past 6 Weeks

March 17 to April 27, 2013

- Strains are reported by county of case residence.
- Counties where influenza sentinel providers are located are identified with bold boundary lines.
- Stars mark counties with large metropolitan populations (Memphis, Jackson, Nashville, Chattanooga, Knoxville, and the Tri-Cities area).



Reference Information for Sentinel Provider Network

1 Influenza-like illness (ILI) is defined as fever > 100°F (37.8°C) plus cough and/or sore throat, in the absence of a known cause (other than influenza). Classification of ILI is based upon symptoms only and does not require any test.

2 The % of patients with ILI seen in each region is compared to the statewide average. Regions with % statistically-significantly different from the state average are noted as "higher" or "lower." The CDC reports that the percentage of patients visiting outpatient healthcare providers in the Sentinel Provider Network (SPN) with influenza-like-illness (ILI) when influenza viruses are not circulating is expected to fall at or below a specific SPN baseline [nationwide = 2.2%, East South Central region (AL, TN, MS, KY) = 2.3%]. When the percentage of patients with ILI exceeds this baseline, this suggests that influenza viruses may be circulating.

Important information for Sentinel Providers

Sentinel Providers report ILI by the end of Tuesday following the end of the reporting week (www2a.cdc.gov/ilinet) and collect and ship specimens from ILI cases Monday through Thursday (maximum 10/week per provider). All Sentinel Provider specimens MUST be accompanied by the Influenza and Respiratory Viral Panel Submission form or testing will not be done. The Respiratory Viral Panel is only validated for nasopharyngeal (NP) specimens. Specimens collected from other sites cannot be tested.

Additional laboratory supplies can be obtained by completing the lab order supply form. To ensure the order is filled, please include the CDC Provider ID Code.

Contact Information

Submit weekly reports to: <http://www2a.cdc.gov/ilinet/> OR Fax 888-232-1322

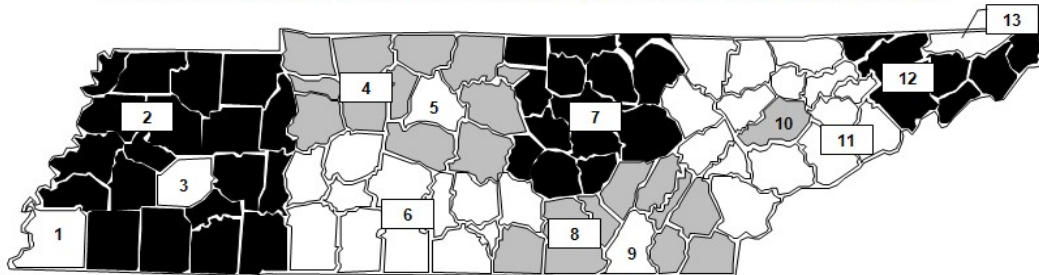
State Lab: Susan McCool 615-262-6351

SPN Questions:

State: Robb Garman 800-404-3006 OR 615-741-7247

County/Region: Regional SPN Coordinator (see map)

TENNESSEE SENTINEL PROVIDER NETWORK COORDINATORS



1	Shelby County	901-222-9239
2	West TN Region	731-421-6758
3	Jackson-Madison County	731-927-8540
4	Mid-Cumberland Region	615-650-7000
5	Nashville-Davidson County	615-340-0551
6	South Central Region	931-380-2532
7	Upper Cumberland Region	931-646-7505
8	Southeast Region	423-634-6065
9	Chattanooga-Hamilton County	423-209-8063
10	Knoxville-Knox County	865-215-5084
11	East TN Region	865-549-5287
12	Northeast Region	423-979-3200
13	Sullivan County	423-279-7545