

Sentinel Provider Influenza-Like Illness (ILI)¹ Surveillance Summary (health.state.tn.us/TNflu_report_archive.htm)
for the Week of September 1-7, 2013 (Week 36)

| Summary for | # Sites reporting | Total Sites | Total Regional ILI | Total Regional Patients | % ILI | Compared to State ² |
|-------------------------------|-------------------|-------------|--------------------|-------------------------|-------|--------------------------------|
| Hamilton County (Chattanooga) | 3 | 4 | 0 | 509 | 0.0% | |
| East Tennessee Region | 6 | 7 | 1 | 2739 | 0.0% | |
| Jackson-Madison County | 1 | 1 | 4 | 496 | 0.8% | higher |
| Knoxville-Knox County | 4 | 4 | 0 | 1711 | 0.0% | |
| Mid-Cumberland Region | 6 | 10 | 0 | 749 | 0.0% | |
| Shelby County (Memphis) | 2 | 10 | 0 | 490 | 0.0% | |
| Nashville-Davidson County | 3 | 6 | 0 | 749 | 0.0% | |
| Northeast Region | 2 | 3 | 0 | 209 | 0.0% | |
| South Central Region | 3 | 3 | 0 | 174 | 0.0% | |
| Southeast Region | 5 | 5 | 0 | 731 | 0.0% | |
| Sullivan County (Tri-Cities) | 1 | 2 | 0 | 263 | 0.0% | |
| Upper Cumberland Region | 4 | 4 | 0 | 316 | 0.0% | |
| West Tennessee Region | 6 | 6 | 0 | 291 | 0.0% | |
| State of Tennessee | 46 | 65 | 5 | 9427 | 0.05% | |

The percentage of patients with ILI reported in Week 36 was 0.05% as compared to 0.16% in Week 35. To date, 7 specimens from Week 36 have been tested; all were negative for influenza, but three were positive for other respiratory viruses. Sporadic cases of influenza and other respiratory viruses can be detected in summer months.

All clinicians who see patients with influenza like illness and exposure to swine or agricultural fairs within 7 days of illness onset should contact public health. Testing for H3N2v can be done at the State Public Health Laboratory for patients meeting clinical and epidemiologic criteria for suspected H3N2v infection. Only sentinel providers are authorized to send in routine surveillance specimens from patients without specific epidemiologic risk factors for novel influenza virus infection.

Update: Novel H3N2v Influenza in the Midwest

One new case of human infection with influenza A(H3N2) variant virus was reported last week in Michigan bringing the total cases reported in 2013 to 18 (Indiana-14, Michigan-2, Ohio-1, Illinois-1). H3N2v was first detected in U.S. swine in 2010 and caused 309 confirmed human infections (one death) in 12 states in the summer of 2012 (none in TN). Most infections have been associated with prolonged exposure to pigs at agricultural fairs with limited human-to-human transmission detected in the past. Illness is indistinguishable from seasonal influenza. Contact public health if H3N2v is suspected.

Update: H7N9 in China

No new cases of human infection of avian A(H7N9) influenza have been reported to WHO since Aug. 11. The total case count of lab-confirmed human cases with H7N9 is 135, including 44 deaths. Four cases are hospitalized and 87 have been discharged. There is no evidence of sustained human-to-human transmission.

For Sentinel Providers - New Specimen Form:

Sentinel Providers are reminded to submit specimens on all patients meeting the ILI case definition (up to 10 per week). A new TDH specimen submission form was released for use; please use the form dated September 2013.

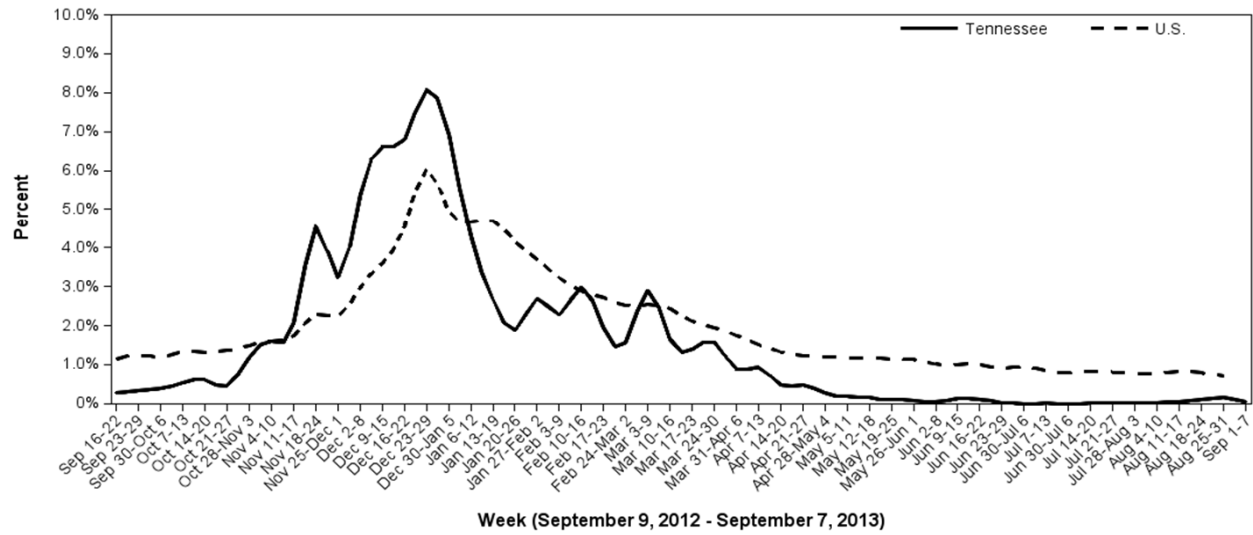
Respiratory Viral Panel

Number of Positive Specimens, by week

| Month/Week | # | RSV A | Paraflu 1 | Paraflu 3 | Paraflu 4 | Rhino |
|------------------|---|-------|-----------|-----------|-----------|-------|
| September | | | | | | |
| Current | 7 | 0 | 1 | 1 | 1 | 0 |
| August | | | | | | |
| 35 | 9 | 0 | 0 | 0 | 0 | 4 |
| 34 | 5 | 1 | 0 | 0 | 1 | 2 |
| 33 | 6 | 0 | 0 | 0 | 0 | 2 |
| 32 | 2 | 0 | 1 | 0 | 0 | 0 |
| 31 | 5 | 0 | 0 | 0 | 0 | 0 |

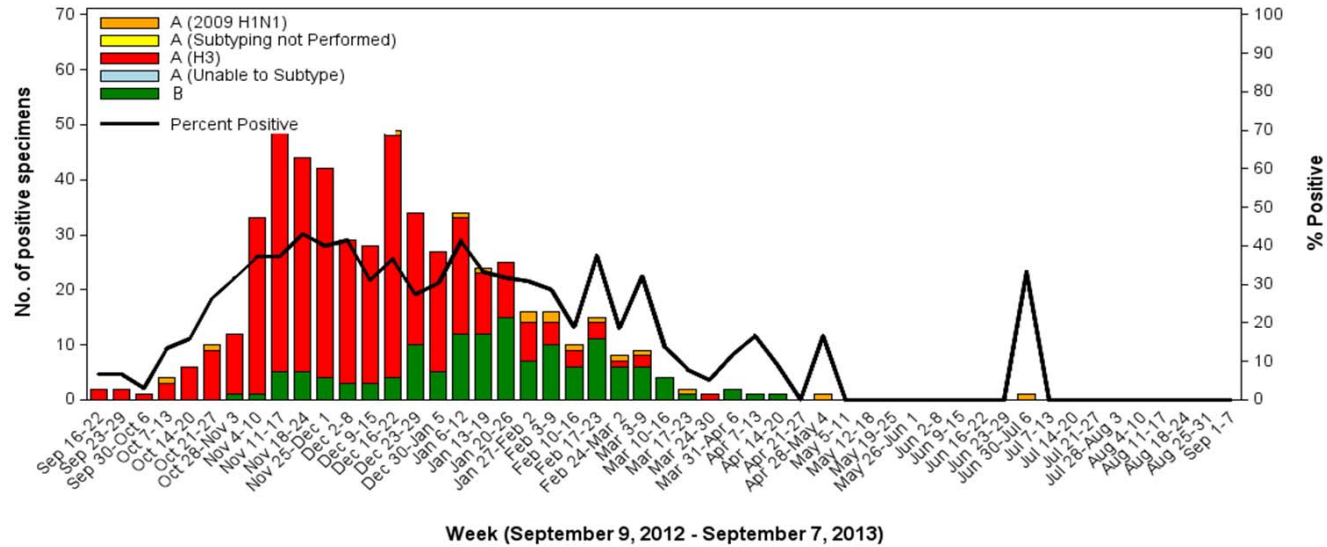
Percentage of Outpatient Visits Reported by the U.S. and Tennessee Outpatient Influenza-like Illness Surveillance Network (ILINet) as Influenza-like Illness, 2012-2013

Updated: September 13, 2013



Influenza Positive Tests Submitted to TN Dept. of Health Laboratory Services Tennessee, 2012-2013

Updated: September 13, 2013



Reference Information for Sentinel Provider Network

1 Influenza-like illness (ILI) is defined as fever > 100°F (37.8°C) plus cough and/or sore throat, in the absence of a known cause (other than influenza). Classification of ILI is based upon symptoms only and does not require any test.

2 The % of patients with ILI seen in each region is compared to the statewide average. Regions with % statistically-significantly different from the state average are noted as "higher" or "lower." The CDC reports that the percentage of patients visiting outpatient healthcare providers in the Sentinel Provider Network (SPN) with influenza-like-illness (ILI) when influenza viruses are not circulating is expected to fall at or below a specific SPN baseline [nationwide = 2.2%, East South Central region (AL, TN, MS, KY) = 2.3%]. When the percentage of patients with ILI exceeds this baseline, this suggests that influenza viruses may be circulating.

Important information for Sentinel Providers

Sentinel Providers report ILI by the end of Tuesday following the end of the reporting week (www2a.cdc.gov/ilinet) and collect and ship specimens from ILI cases Monday through Thursday (maximum 10/week per provider). All Sentinel Provider specimens MUST be accompanied by the Influenza and Respiratory Viral Panel Submission form or testing will not be done. The Respiratory Viral Panel is only validated for nasopharyngeal (NP) specimens. Specimens collected from other sites cannot be tested.

Additional laboratory supplies can be obtained by completing the lab order supply form. To ensure the order is filled, please include the CDC Provider ID Code.

Contact Information

Submit weekly reports to: <http://www2a.cdc.gov/ilinet/> OR Fax 888-232-1322

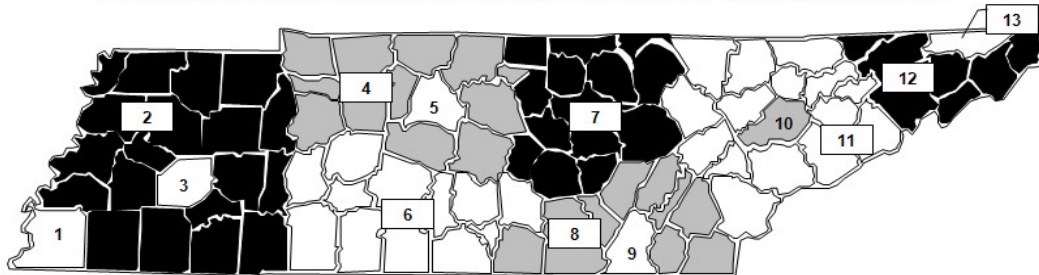
State Lab: Susan McCool 615-262-6351

SPN Questions:

State: Robb Garman 800-404-3006 OR 615-741-7247

County/Region: Regional SPN Coordinator (see map)

TENNESSEE SENTINEL PROVIDER NETWORK COORDINATORS



| | | |
|----|-----------------------------|--------------|
| 1 | Shelby County | 901-222-9239 |
| 2 | West TN Region | 731-421-6758 |
| 3 | Jackson-Madison County | 731-927-8540 |
| 4 | Mid-Cumberland Region | 615-650-7000 |
| 5 | Nashville-Davidson County | 615-340-0551 |
| 6 | South Central Region | 931-380-2532 |
| 7 | Upper Cumberland Region | 931-646-7505 |
| 8 | Southeast Region | 423-634-6065 |
| 9 | Chattanooga-Hamilton County | 423-209-8063 |
| 10 | Knoxville-Knox County | 865-215-5084 |
| 11 | East TN Region | 865-549-5287 |
| 12 | Northeast Region | 423-979-3200 |
| 13 | Sullivan County | 423-279-7545 |