

A Statistical Summary of  
Crimes Reported on The  
Campuses of All Tennessee  
Institutions of Higher  
Education



Prepared By  
The Tennessee Bureau of Investigation  
Crime Statistics Unit



**PHIL BREDESEN**  
Governor

## TENNESSEE BUREAU OF INVESTIGATION

901 R.S. Gass Boulevard  
Nashville, Tennessee 37216-2639  
(615) 744-4000  
TDD (615) 744-4001



**Mark Gwyn**  
Director

March 22, 2010

Ladies and Gentlemen:

Pursuant to the 1989 "College and University Security Information Act" (Public Chapter No. 317) enacted by the General Assembly, the Tennessee Bureau of Investigation is publishing the annual Crime on Campus Report. This report presents the nature, volume, and extent of reported crime on the campuses and in the housing of Tennessee colleges and universities during calendar year 2009.

The report is based on data submitted to the TBI through the Tennessee Incident Based Reporting System (TIBRS) program that collects data on all crimes occurring in Tennessee. All law enforcement agencies as well as colleges and universities are mandated to report crime statistics to the TBI. This report is produced from the TIBRS program and comparison statistics are included.

This report will hopefully assist law enforcement, institution administrations, and government officials in planning their efforts in the fight against crime and continue to create an awareness that crime exists as a threat in our communities. The threats to society by criminal activity must be addressed by efforts from all law-abiding citizens as well as law enforcement agencies.

I wish to express my appreciation to all institutions of higher learning that consistently support a unified crime reporting system in Tennessee. The Bureau urges all Tennesseans to continue to cooperate in reporting crime and in applying crime prevention strategies.

Sincerely,

**Mark Gwyn**  
Director



## **I. Introduction**

### **A. Crime on Campus Program**

The “Crime on Campus” reporting program is operated pursuant to the requirements of the “College and University Security Information Act”, (T.C.A. § 49-7-2201, *et. seq.*) enacted by the General Assembly of the State of Tennessee, effective July 1, 1989. The Act requires each institution of higher education to report to the Tennessee Bureau of Investigation data relating to crimes occurring on the campus and in student housing. The Bureau is required to prescribe the reporting form and format for the collection of such data and to publish an annual report of the results of such data submissions from each institution. The Tennessee Incident Based Reporting System (TIBRS) offense classifications are based on FBI definitions, which are used as the national standard for statistical crime reporting.

The primary objective of the reporting program is to inform the Governor, the State and Local Government Committees and the Education Committees of the Tennessee House of Representatives and Senate, the General Assembly, other government officials, and the public as to the nature and extent of crime on the campuses of Tennessee’s institutions of higher education. Such a report will also provide law enforcement administrators with criminal statistics for administrative and operational purposes.

The “Crime on Campus Report” was compiled using TIBRS. TIBRS offers the advantage of more accurate reporting of crime statistics than the UCR summary system, which was used in the past. The main difference between TIBRS and UCR summary reporting is that TIBRS will allow more than one crime to be reported per incident, and the UCR summary system allowed the entry of only the most serious crime to be reported. The two systems also differ in the way offenses are defined. Homicide, assault and larceny, for example, are broken down into subcategories in TIBRS while they are established as broad categories in UCR summary reporting. Suicide and attempted suicide, which were collected in UCR summary reports under the *other* category, are not collected under TIBRS. The 2009 Crime on Campus Report includes sections for both analysis and comparison of offenses by year. The definitions of TIBRS Group A offenses will be found in Appendix A and the definitions for TIBRS Group B offenses will be found in Appendix B. Due to FBI reporting procedures, this report only includes Group B incidents for which there was a clearance by arrest, summons or citation.

## **B. Calculation of Rates**

1. **Crime Rate** – Campus population data is tabulated, as shown on the individual institution summaries which follow, based on the 2009 fall term campus population. Such population data takes into account all full-time equivalent (FTE) undergraduate and graduate students, faculty personnel and security personnel. The rate is calculated per offense category by computing the number of offenses per 1,000 persons included in the campus population, and is computed using the following formula:

$$\text{Crime Rate} = \frac{\text{Offenses Reported}}{\text{Total Campus Population}} \times 1,000$$

2. **Clearance Rate** – The percentage of offenses which were cleared is the ratio of “Offenses Cleared” to “Actual Offenses Reported”. It is expressed as a percentage and is computed using the following formula:

$$\text{Percentage Cleared} = \frac{\text{Offense Cleared}}{\text{Offenses Reported}} \times 100$$

## **C. Institution Incident Reports**

Each report reflects data for the period of January through December 2009, unless otherwise noted. This report reflects fall term campus population and is based on the data provided to the TBI by each institution each month. The monthly reports submitted to TBI are stored in a repository by the Crime Statistics Unit.

## **D. Off-Campus Reports**

T.C.A. § 49-7-2205 states that “The crime statistics shall also include crime data compilations, where available, for crimes against the students of institutions of higher education that are committed within the county where such school is located. Such information shall be taken from incidence/complaint report forms used by state, county and municipal law enforcement agencies that are submitted pursuant to T.C.A. § 38-10-102, or voluntarily for purposes of this part. Said incidence/complaint forms shall, when applicable, indicate whether the victim is a student attending an institution of higher education that is located in the county in which the crime occurred and the name of the school attended by such student.”

This law became effective January 1, 1994, and reports are included that were submitted by local law enforcement for calendar year 2009.

## II. Overview of Reported Offenses

The total number of offenses reported on Tennessee's campuses increased 9.2% from 2008 to 2009 with 6,900 offenses being reported in 2008 and 7,538 reported in 2009. There was a decrease of 6.4% from 2007 to 2008 with 6,900 offenses reported in 2008 compared to 7,371 offenses reported in 2007. Between 2006 and 2007, the number of offenses reported decreased 12.5%. Personnel at all colleges/universities have to meet a minimum training requirement each year for TIBRS certification.

Colleges and universities that reported the largest number of offenses during 2009 were contacted and asked for possible reasons for the increase. The responses received from the institutions varied. College enrollment increased 10.1% from 2008 to 2009 possibly due to the economic conditions in the state. More persons may be improving their job skills and furthering their education to increase their competencies in a smaller job market. The following is the response received from Vanderbilt University who was polled for the reason(s) they felt resulted in a large increase in Larceny/Theft offenses on their campus. "In 2009 Vanderbilt University Medical Center opened Vanderbilt Health One Hundred Oaks, which expanded the university's medical campus to 100 Oaks Mall and created a unique combination of Vanderbilt medical clinics, existing national retailers and a 27-screen movie theater. The university police department has jurisdiction at the mall and operates a precinct there."

Larceny/Theft offenses continue to comprise the largest percentage of offenses reported with 38.5% in 2009. This category has demonstrated a consistent trend since 2006. Larceny/Theft offenses comprised 34.8% of the reported offenses in 2006, 34.4% in 2007, 38.0% in 2008 and 38.5% for the year ending 2009.

Drug/Narcotic offenses increased 16.5% overall, with Drugs/Narcotics Violations increasing 15.8%, and Drug Equipment Violations increasing 18.0%.

The reported number of Rapes increased from 12 reported in 2008 to 17 reported during 2009. Fraud Offenses have increased by 75.0% in 2009. Shoplifting Offenses have increased by 700.0% in 2009.

Reported crimes occurring off campus continued to increase. This change may be attributed in part to the increased awareness of law enforcement departments to identify college students who are victims of crime occurring off campus. In 2009, law enforcement departments submitting monthly data to the TIBRS program covered 100% of the state's population.

**Crime on Campus, Comparison Of Offenses by Year**  
**Total Number of Offenses Reported, 2006-2009, By Offense**

Offense Code	Offense Category	<u>Total Offenses Reported</u>				<u>Percent Change</u>			<u>Offense as % of Total</u>			
		2006	2007	2008	2009	2006-2007	2007-2008	2008-2009	2006	2007	2008	2009
	<b>Group A Offenses</b>											
200	Arson	26	17	8	12	-34.6%	-52.9%	50.0%	0.3%	0.2%	0.1%	0.2%
	<b>Assault Offenses</b>	<b>725</b>	<b>683</b>	<b>578</b>	<b>741</b>	<b>-5.8%</b>	<b>-15.4%</b>	<b>28.2%</b>	<b>8.6%</b>	<b>9.3%</b>	<b>8.4%</b>	<b>9.8%</b>
13A	Aggravated Assault	70	76	64	50	8.6%	-15.8%	-21.9%	0.8%	1.0%	0.9%	0.7%
13B	Simple Assault	373	345	314	429	-7.5%	-9.0%	36.6%	4.4%	4.7%	4.6%	5.7%
13C	Intimidation	265	238	190	237	-10.2%	-20.2%	24.7%	3.1%	3.2%	2.8%	3.1%
13D	Stalking	17	24	10	25	41.2%	-58.3%	150.0%	0.2%	0.3%	0.1%	0.3%
510	Bribery	0	0	0	1	-	-	-	0.0%	0.0%	0.0%	0.0%
220	Burglary/ Breaking & Entering	545	423	372	456	-22.4%	-12.1%	22.6%	6.5%	5.7%	5.4%	6.0%
250	Counterfeiting/Forgery	45	17	25	52	-62.2%	47.1%	108.0%	0.5%	0.2%	0.4%	0.7%
290	Destruction/Damage/Vandalism	1,174	915	852	809	-22.1%	-6.9%	-5.0%	13.9%	12.4%	12.3%	10.7%
	<b>Drug/Narcotic Offenses</b>	<b>591</b>	<b>527</b>	<b>526</b>	<b>613</b>	<b>-10.8%</b>	<b>-0.2%</b>	<b>16.5%</b>	<b>7.0%</b>	<b>7.1%</b>	<b>7.6%</b>	<b>8.1%</b>
35A	Drugs/Narcotics Violation	369	336	348	403	-8.9%	3.6%	15.8%	4.4%	4.6%	5.0%	5.3%
35B	Drug Equipment Violation	222	191	178	210	-14.0%	-6.8%	18.0%	2.6%	2.6%	2.6%	2.8%
270	Embezzlement	7	23	11	17	228.6%	-52.2%	54.5%	0.1%	0.3%	0.2%	0.2%
210	Extortion/Blackmail	5	1	2	3	-80.0%	100.0%	50.0%	0.1%	0.0%	0.0%	0.0%
	<b>Fraud Offenses</b>	<b>116</b>	<b>86</b>	<b>60</b>	<b>105</b>	<b>-25.9%</b>	<b>-30.2%</b>	<b>75.0%</b>	<b>1.4%</b>	<b>1.2%</b>	<b>0.9%</b>	<b>1.4%</b>
26A	False Pretenses/Swindle/Con	32	26	14	30	-18.8%	-46.2%	114.3%	0.4%	0.4%	0.2%	0.4%
26B	Credit Card/ATM	30	25	24	41	-16.7%	-4.0%	70.8%	0.4%	0.3%	0.3%	0.5%
26C	Impersonation	49	33	21	33	-32.7%	-36.4%	57.1%	0.6%	0.4%	0.3%	0.4%
26D	Welfare Fraud	0	0	0	0	-	-	-	0.0%	0.0%	0.0%	0.0%
26E	Wire Fraud	5	2	1	1	-60.0%	-50.0%	0.0%	0.1%	0.0%	0.0%	0.0%
	<b>Gambling Offenses</b>	<b>2</b>	<b>1</b>	<b>0</b>	<b>3</b>	<b>-50.0%</b>	<b>-</b>	<b>-</b>	<b>0.0%</b>	<b>0.0%</b>	<b>0.0%</b>	<b>0.0%</b>
39A	Betting/Wagering	2	1	0	1	-50.0%	-	-	0.0%	0.0%	0.0%	0.0%
39B	Operation/Promoting/Assisting	0	0	0	0	-	-	-	0.0%	0.0%	0.0%	0.0%
39C	Gambling Equipment Violation	0	0	0	2	-	-	-	0.0%	0.0%	0.0%	0.0%
39D	Sports Tampering	0	0	0	0	-	-	-	0.0%	0.0%	0.0%	0.0%
	<b>Homicide Offenses</b>	<b>1</b>	<b>2</b>	<b>0</b>	<b>2</b>	<b>100.0%</b>	<b>-</b>	<b>-</b>	<b>0.0%</b>	<b>0.0%</b>	<b>0.0%</b>	<b>0.0%</b>
09A	Murder/Nonnegligent Manslaughter	1	1	0	2	0.0%	-	-	0.0%	0.0%	0.0%	0.0%
09B	Negligent Manslaughter	0	1	0	0	-	-	-	0.0%	0.0%	0.0%	0.0%
100	Kidnapping/Abduction	4	4	1	3	0.0%	-75.0%	200.0%	0.0%	0.1%	0.0%	0.0%
	<b>Larceny/Theft Offenses</b>	<b>2,929</b>	<b>2,538</b>	<b>2,624</b>	<b>2,903</b>	<b>-13.3%</b>	<b>3.4%</b>	<b>10.6%</b>	<b>34.8%</b>	<b>34.4%</b>	<b>38.0%</b>	<b>38.5%</b>
23A	Pocket-Picking	6	10	6	7	66.7%	-40.0%	16.7%	0.1%	0.1%	0.1%	0.1%
23B	Purse-Snatching	10	8	4	1	-20.0%	-50.0%	-75.0%	0.1%	0.1%	0.1%	0.0%
23C	Shoplifting	36	27	23	184	-25.0%	-14.8%	700.0%	0.4%	0.4%	0.3%	2.4%
23D	Theft from Building	1,673	1,240	1,230	1,456	-25.9%	-0.8%	18.4%	19.9%	16.8%	17.8%	19.3%
23E	Theft from Coin Machine	48	67	30	22	39.6%	-55.2%	-26.7%	0.6%	0.9%	0.4%	0.3%
23F	Theft from Motor Vehicle	475	474	504	545	-0.2%	6.3%	8.1%	5.6%	6.4%	7.3%	7.2%
23G	Theft of Vehicle Parts	312	227	218	188	-27.2%	-4.0%	-13.8%	3.7%	3.1%	3.2%	2.5%
23H	All Other Larceny	369	485	609	500	31.4%	25.6%	-17.9%	4.4%	6.6%	8.8%	6.6%

### Crime on Campus, Comparison Of Offenses by Year

Offense Code	Offense Category	<u>Total Offenses Reported</u>				<u>Percent Change</u>			<u>Offense as % of Total</u>			
		2006	2007	2008	2009	2006-2007	2007-2008	2008-2009	2006	2007	2008	2009
240	Motor Vehicle Theft	98	84	49	54	-14.3%	-41.7%	10.2%	1.2%	1.1%	0.7%	0.7%
370	Pornography/Obscene Material	4	4	6	2	0.0%	50.0%	-66.7%	0.0%	0.1%	0.1%	0.0%
	<b>Prostitution Offenses</b>	<b>0</b>	<b>0</b>	<b>0</b>	<b>1</b>	-	-	-	<b>0.0%</b>	<b>0.0%</b>	<b>0.0%</b>	<b>0.0%</b>
40A	Prostitution	0	0	0	1	-	-	-	0.0%	0.0%	0.0%	0.0%
40B	Assisting/Promotion Prostitution	0	0	0	0	-	-	-	0.0%	0.0%	0.0%	0.0%
120	<b>Robbery</b>	<b>45</b>	<b>26</b>	<b>26</b>	<b>20</b>	<b>-42.2%</b>	<b>0.0%</b>	<b>-23.1%</b>	<b>0.5%</b>	<b>0.4%</b>	<b>0.4%</b>	<b>0.3%</b>
	<b>Sex Offenses, Forcible</b>	<b>39</b>	<b>40</b>	<b>19</b>	<b>28</b>	<b>2.6%</b>	<b>-52.5%</b>	<b>47.4%</b>	<b>0.5%</b>	<b>0.5%</b>	<b>0.3%</b>	<b>0.4%</b>
11A	Forcible Rape	21	25	12	17	19.0%	-52.0%	41.7%	0.2%	0.3%	0.2%	0.2%
11B	Forcible Sodomy	3	1	1	2	-66.7%	0.0%	100.0%	0.0%	0.0%	0.0%	0.0%
11C	Sexual Assault with an Object	0	3	1	1	100.0%	-66.7%	0.0%	0.0%	0.0%	0.0%	0.0%
11D	Forcible Fondling	15	11	5	8	-26.7%	-54.5%	60.0%	0.2%	0.1%	0.1%	0.1%
	<b>Sex Offenses, Nonforcible</b>	<b>4</b>	<b>1</b>	<b>1</b>	<b>1</b>	<b>-75.0%</b>	<b>0.0%</b>	<b>0.0%</b>	<b>0.0%</b>	<b>0.0%</b>	<b>0.0%</b>	<b>0.0%</b>
36A	Incest	0	0	1	0	-	-	-	0.0%	0.0%	0.0%	0.0%
36B	Statutory Rape	4	1	0	1	-75.0%	-100.0%	-	0.0%	0.0%	0.0%	0.0%
280	<b>Stolen Property Offenses</b>	<b>14</b>	<b>8</b>	<b>9</b>	<b>8</b>	<b>-42.9%</b>	<b>12.5%</b>	<b>-11.1%</b>	<b>0.2%</b>	<b>0.1%</b>	<b>0.1%</b>	<b>0.1%</b>
520	<b>Weapon Law Violations</b>	<b>65</b>	<b>45</b>	<b>40</b>	<b>43</b>	<b>-30.8%</b>	<b>-11.1%</b>	<b>7.5%</b>	<b>0.8%</b>	<b>0.6%</b>	<b>0.6%</b>	<b>0.6%</b>
	<b>Group B Offenses</b>											
90A	Bad Checks	5	0	2	2	-	-	0.0%	0.1%	0.0%	0.0%	0.0%
90B	Curfew/Loitering/Vagrancy	3	2	0	21	-33.3%	-	-	0.0%	0.0%	0.0%	0.3%
90C	Disorderly Conduct	116	120	93	58	3.4%	-29.0%	-37.6%	1.4%	1.6%	1.3%	0.8%
90D	Driving Under the Influence	182	189	225	217	3.8%	16.0%	-3.6%	2.2%	2.6%	3.3%	2.9%
90E	Drunkenness	305	385	348	387	26.2%	-10.6%	11.2%	3.6%	5.2%	5.0%	5.1%
90F	Family Offenses, Nonviolent	3	2	4	0	-33.3%	50.0%	-	0.0%	0.0%	0.1%	0.0%
90G	Liquor Law Violation	1,102	977	799	825	-11.3%	-22.3%	3.3%	13.1%	13.3%	11.6%	10.9%
90H	Peeping Tom	0	0	0	0	-	-	-	0.0%	0.0%	0.0%	0.0%
90I	Runaway	0	2	0	2	-	-	-	0.0%	0.0%	0.0%	0.0%
90J	Trespass of Real Property	217	192	143	110	-11.5%	-34.3%	-23.1%	2.6%	2.6%	2.1%	1.5%
90Z	All Other Offenses	54	57	77	40	5.6%	26.0%	-48.1%	0.6%	0.8%	1.1%	0.5%
	<b>Total Offenses for the Year</b>	<b>8,426</b>	<b>7,371</b>	<b>6,900</b>	<b>7,538</b>	<b>-12.5%</b>	<b>-6.4%</b>	<b>9.2%</b>	<b>100.0%</b>	<b>100.0%</b>	<b>100.0%</b>	<b>100.0%</b>

**Footnote:**

The number zero (0) is defined as infinite by basic mathematical rules and is not divisible. Therefore, all calculations in the analysis using zero (0) result in an undefined result ( - ).

### Violent Crime Comparison

Offense Code	Offense Category	Total Offenses Reported				Percent Change 2008-2009
		2006	2007	2008	2009	
13A	Aggravated Assault	70	76	64	50	-21.9%
09A	Murder/Nonnegligent Manslaughter	1	1	0	2	-
100	Kidnapping/Abduction	4	4	1	3	200.0%
120	Robbery	45	26	26	20	-23.1%
11A	Forcible Rape	21	25	12	17	41.7%
11B	Forcible Sodomy	3	1	1	2	100.0%
11C	Sexual Assault with an Object	0	3	1	1	0.0%
11D	Forcible Fondling	15	11	5	8	60.0%
<b>Total Violent Crimes</b>		<b>159</b>	<b>147</b>	<b>110</b>	<b>103</b>	<b>-6.4%</b>



## Non-Violent Crime Comparison

Offense Code	Offense Category	Total Offenses Reported				Percent Change		
		2006	2007	2008	2009	2006-2007	2007-2008	2008-2009
200	Arson	26	17	8	12	-34.6%	-52.9%	50.0%
13B	Simple Assault	373	345	314	429	-7.5%	-9.0%	36.6%
13C	Intimidation	265	238	190	237	-10.2%	-20.2%	24.7%
13D	Stalking	17	24	10	25	41.2%	-58.3%	150.0%
510	Bribery	0	0	0	1	-	-	-
220	Burglary/ Breaking & Entering	545	423	372	456	-22.4%	-12.1%	22.6%
250	Counterfeiting/Forgery	45	17	25	52	-62.2%	47.1%	108.0%
290	Destruction/Damage/Vandalism	1,174	915	852	809	-22.1%	-6.9%	-5.0%
35A	Drugs/Narcotics Violation	369	336	348	403	-8.9%	3.6%	15.8%
35B	Drug Equipment Violation	222	191	178	210	-14.0%	-6.8%	18.0%
270	Embezzlement	7	23	11	17	228.6%	-52.2%	54.5%
210	Extortion/Blackmail	5	1	2	3	-80.0%	100.0%	50.0%
26A	False Pretenses/Swindle/Con	32	26	14	30	-18.8%	-46.2%	114.3%
26B	Credit Card/ATM	30	23	24	41	-23.3%	4.3%	70.8%
26C	Impersonation	49	33	21	33	-32.7%	-36.4%	57.1%
26D	Welfare Fraud	0	0	0	0	-	-	-
26E	Wire Fraud	5	2	1	1	-60.0%	-50.0%	0.0%
39A	Betting/Wagering	2	1	0	1	-50.0%	-	-
39B	Operation/Promoting/Assisting	0	0	0	0	-	-	-
39C	Gambling Equipment Violation	0	0	0	2	-	-	-
39D	Sports Tampering	0	0	0	0	-	-	-
09B	Negligent Manslaughter	0	1	0	0	-	-	-
23A	Pocket-Picking	6	10	6	7	66.7%	-40.0%	16.7%
23B	Purse-Snatching	10	8	4	1	-20.0%	-50.0%	-75.0%
23C	Shoplifting	36	27	23	184	-25.0%	-14.8%	700.0%
23D	Theft from Building	1,673	1,240	1,230	1,456	-25.9%	-0.8%	18.4%
23E	Theft from Coin Machine	48	67	30	22	39.6%	-55.2%	-26.7%
23F	Theft from Motor Vehicle	475	474	504	545	-0.2%	6.3%	8.1%
23G	Theft of Vehicle Parts	312	227	218	188	-27.2%	-4.0%	-13.8%
23H	All Other Larceny	369	485	609	500	31.4%	25.6%	-17.9%
240	Motor Vehicle Theft	98	84	49	54	-14.3%	-41.7%	10.2%
370	Pornography/Obscene Material	4	4	6	2	0.0%	50.0%	-66.7%
40A	Prostitution	0	0	0	1	-	-	-
40B	Assisting/Promotion Prostitution	0	0	0	0	-	-	-
36A	Incest	0	0	1	0	-	-	-
36B	Statutory Rape	4	1	0	1	-75.0%	-	-
280	Stolen Property Offenses	14	8	9	8	-42.9%	12.5%	-11.1%
520	Weapon Law Violations	65	45	40	43	-30.8%	-11.1%	7.5%
90A	Bad Checks	5	0	2	2	-	-	0.0%
90B	Curfew/Loitering/Vagrancy	3	2	0	21	-33.3%	-	-
90C	Disorderly Conduct	116	120	93	58	3.4%	-22.5%	-37.6%
90D	Driving Under the Influence	182	189	225	217	3.8%	19.0%	-3.6%
90E	Drunkenness	305	385	348	387	26.2%	-9.6%	11.2%
90F	Family Offenses, Nonviolent	3	2	4	0	-33.3%	100.0%	-
90G	Liquor Law Violation	1,102	977	799	825	-11.3%	-18.2%	3.3%
90H	Peeping Tom	0	0	0	0	-	-	-
90I	Runaway	0	2	0	2	-	-	-
90J	Trespass of Real Property	217	192	143	110	-11.5%	-25.5%	-23.1%
90Z	All Other Offenses	54	57	77	40	5.6%	35.1%	-48.1%
	<b>Total Non-Violent Crimes</b>	<b>8,267</b>	<b>7,222</b>	<b>6,790</b>	<b>7,436</b>	<b>-12.6%</b>	<b>-6.0%</b>	<b>9.5%</b>

## Weapons Used

	Firearm (Type Not Stated)	Firearm-Automatic (Type Not Stated)	Handgun	Handgun- Automatic	Rifle	Shotgun	Other Firearm
Murder	1	0	0	0	0	0	0
Kidnaping/Abduction	0	0	0	0	0	0	0
Forcible Rape	0	0	0	0	0	0	0
Forcible Sodomy	0	0	0	0	0	0	0
Sexual Assault W/Object	0	0	0	0	0	0	0
Forcible Fondling	0	0	0	0	0	0	0
Aggravated Assault	3	0	3	0	0	1	0
Simple Assault	0	0	0	0	0	0	0
Extortion/Blackmail	0	0	0	0	0	0	0
Robbery	5	0	6	1	0	0	0
Weapon Law Violations	6	1	12	1	4	1	2
<b>Total</b>	<b>15</b>	<b>1</b>	<b>21</b>	<b>2</b>	<b>4</b>	<b>2</b>	<b>2</b>


	Knife/Cutting Instrument	Blunt Object	Motor Vehicle as Weapon	Personal Weapons	Fire/Incendiary Device	Other	Unknown
Murder	0	0	0	0	0	0	1
Kidnaping/Abduction	0	0	0	1	0	0	1
Forcible Rape	0	0	0	9	0	3	0
Forcible Sodomy	0	0	0	1	0	0	0
Sexual Assault W/Object	0	0	0	0	0	1	0
Forcible Fondling	0	0	0	6	0	0	0
Aggravated Assault	8	4	3	9	1	7	2
Simple Assault	0	0	0	289	0	52	6
Extortion/Blackmail	0	0	0	0	0	1	0
Robbery	0	0	0	4	0	3	1
Weapon Law Violations	18	3	0	0	0	2	0
<b>Total</b>	<b>26</b>	<b>7</b>	<b>3</b>	<b>319</b>	<b>1</b>	<b>69</b>	<b>11</b>

### Victim To Offender Relationship

	Spouse	Ex-Spouse	Boyfriend / Girlfriend	Homosexual Relationship	Child	Stepchild	Parent	Other Family Member	Friend	Employee	Neighbor	Acquaintance	Otherwise Known	Stranger	Victim Was Offender	Unknown
Aggravated Assault	0	0	3	0	0	0	0	0	3	1	0	7	8	5	1	12
Burglary	0	0	0	0	0	0	0	0	0	0	0	0	1	0	0	0
Destruction/Damage/Vandalism	1	0	3	0	0	0	0	0	0	0	0	2	0	1	1	0
Extortion/Blackmail	0	0	1	0	0	0	0	0	0	0	0	0	0	0	0	0
Forcible Fondling	0	0	0	0	0	0	0	0	1	0	0	1	3	1	0	1
Forcible Rape	0	0	1	0	0	0	0	0	2	0	0	7	0	1	0	3
Forcible Sodomy	0	0	0	0	0	0	0	0	0	0	0	0	0	1	0	0
Fraud-Impersonation	0	0	0	0	0	0	0	0	1	0	0	0	0	0	1	0
Intimidation	1	1	10	1	4	0	0	0	4	1	3	31	48	16	0	47
Kidnapping/Abduction	1	0	0	0	0	0	0	0	0	0	0	0	0	1	0	0
Murder	0	0	0	0	0	0	0	0	0	0	0	0	0	0	0	2
Robbery	0	0	0	0	1	0	0	0	0	0	0	3	3	23	0	11
Sexual Assault W/Object	0	0	0	0	0	0	0	0	0	0	0	0	1	0	0	0
Simple Assault	5	0	75	2	2	1	2	1	28	1	1	59	96	60	43	33
Stalking	0	0	2	0	0	0	0	0	0	0	0	1	3	2	0	1
Statutory Rape	0	0	0	0	0	0	0	0	0	0	0	1	0	0	0	0
Theft-All Other Larceny	0	0	3	0	0	0	0	0	0	0	0	0	0	0	0	0
Theft From Building	0	0	0	0	0	0	0	0	0	0	0	0	0	1	0	0
Theft From Motor Vehicle	0	0	0	0	0	0	0	0	0	0	0	0	0	0	0	0
<b>Total</b>	<b>8</b>	<b>1</b>	<b>98</b>	<b>3</b>	<b>7</b>	<b>1</b>	<b>2</b>	<b>1</b>	<b>39</b>	<b>3</b>	<b>4</b>	<b>112</b>	<b>163</b>	<b>112</b>	<b>46</b>	<b>110</b>

Note: This report represents a count of relationships and not victims. If more than one offender committed the offense, then each relationship to the victim is counted.

# On-Campus Institutions' Summaries



## Aquinas College - 2009

GROUP A OFFENSES	Offense	Rate per 1,000	Cleared	% Cleared
<b>Homicide Offenses (Total)</b>	<b>0</b>	<b>0.0</b>	<b>0</b>	<b>0.0</b>
Murder	0	0.0	0	0.0
Negligent Manslaughter	0	0.0	0	0.0
<b>Kidnaping/Abduction</b>	<b>0</b>	<b>0.0</b>	<b>0</b>	<b>0.0</b>
<b>Sex Offenses (Forcible) (Total)</b>	<b>0</b>	<b>0.0</b>	<b>0</b>	<b>0.0</b>
Forcible Rape	0	0.0	0	0.0
Forcible Sodomy	0	0.0	0	0.0
Sexual Assault W/Object	0	0.0	0	0.0
Forcible Fondling	0	0.0	0	0.0
<b>Robbery</b>	<b>0</b>	<b>0.0</b>	<b>0</b>	<b>0.0</b>
<b>Assault Offenses (Total)</b>	<b>0</b>	<b>0.0</b>	<b>0</b>	<b>0.0</b>
Aggravated Assault	0	0.0	0	0.0
Simple Assault	0	0.0	0	0.0
Intimidation	0	0.0	0	0.0
Stalking	0	0.0	0	0.0
<b>Arson</b>	<b>0</b>	<b>0.0</b>	<b>0</b>	<b>0.0</b>
<b>Extortion/Blackmail</b>	<b>0</b>	<b>0.0</b>	<b>0</b>	<b>0.0</b>
<b>Burglary</b>	<b>1</b>	<b>1.1</b>	<b>0</b>	<b>0.0</b>
<b>Larceny/Theft Offenses (Total)</b>	<b>0</b>	<b>0.0</b>	<b>0</b>	<b>0.0</b>
Theft - Pocket-picking	0	0.0	0	0.0
Theft - Purse Snatching	0	0.0	0	0.0
Theft - Shoplifting	0	0.0	0	0.0
Theft From Building	0	0.0	0	0.0
Theft From Coin Machine	0	0.0	0	0.0
Theft From Motor Vehicle	0	0.0	0	0.0
Theft of Motor Vehicle Parts	0	0.0	0	0.0
Theft - All Other Larceny	0	0.0	0	0.0
<b>Motor Vehicle Theft</b>	<b>0</b>	<b>0.0</b>	<b>0</b>	<b>0.0</b>
<b>Counterfeiting/Forgery</b>	<b>0</b>	<b>0.0</b>	<b>0</b>	<b>0.0</b>
<b>Fraud Offenses (Total)</b>	<b>0</b>	<b>0.0</b>	<b>0</b>	<b>0.0</b>
Fraud - False Pretenses	0	0.0	0	0.0
Fraud - Credit Card/ATM	0	0.0	0	0.0
Fraud - Impersonation	0	0.0	0	0.0
Fraud - Welfare	0	0.0	0	0.0
Fraud - Wire	0	0.0	0	0.0
<b>Embezzlement</b>	<b>0</b>	<b>0.0</b>	<b>0</b>	<b>0.0</b>
<b>Stolen Property Offenses</b>	<b>0</b>	<b>0.0</b>	<b>0</b>	<b>0.0</b>
<b>Destruction/Damage/Vandalism</b>	<b>0</b>	<b>0.0</b>	<b>0</b>	<b>0.0</b>
<b>Drug/Narcotic Violations (Total)</b>	<b>0</b>	<b>0.0</b>	<b>0</b>	<b>0.0</b>
Drug/Narcotic Violations	0	0.0	0	0.0
Drug/Narcotic Equipment Violations	0	0.0	0	0.0

GROUP A OFFENSES	Offense	Rate per 1,000	Cleared	% Cleared
<b>Sex Offenses (Nonforcible) (Total)</b>	<b>0</b>	<b>0.0</b>	<b>0</b>	<b>0.0</b>
Incest	0	0.0	0	0.0
Statutory Rape	0	0.0	0	0.0
<b>Pornography/Obscene Material</b>	<b>0</b>	<b>0.0</b>	<b>0</b>	<b>0.0</b>
<b>Gambling Offenses (Total)</b>	<b>0</b>	<b>0.0</b>	<b>0</b>	<b>0.0</b>
Gambling - Betting/Wagering	0	0.0	0	0.0
Gambling - Operating/Promoting	0	0.0	0	0.0
Gambling - Equipment Violations	0	0.0	0	0.0
Gambling - Sports Tampering	0	0.0	0	0.0
<b>Prostitution Offenses (Total)</b>	<b>0</b>	<b>0.0</b>	<b>0</b>	<b>0.0</b>
Prostitution	0	0.0	0	0.0
Prostitution Assisting/Promoting	0	0.0	0	0.0
<b>Bribery</b>	<b>0</b>	<b>0.0</b>	<b>0</b>	<b>0.0</b>
<b>Weapon Law Violations</b>	<b>0</b>	<b>0.0</b>	<b>0</b>	<b>0.0</b>

GROUP B OFFENSES	Offenses	Rate per 1,000
Bad Checks	0	0.0
Curfew/Vagrancy	0	0.0
Disorderly Conduct	0	0.0
DUI	0	0.0
Drunkenness	0	0.0
Family-Non Violent	0	0.0
Liquor Law Violations	0	0.0
Peeping Tom	0	0.0
Runaway	0	0.0
Trespass	0	0.0
All Other Offenses	0	0.0

2009 Fall Term Campus Population	
Undergraduate Enrollment	524
Graduate Enrollment	334
Staff Personnel	42
Faculty Personnel	48
Security Personnel	2
<b>Total Campus Population</b>	<b>950</b>



## Austin Peay State University - 2009

GROUP A OFFENSES	Offense	Rate per 1,000	Cleared	% Cleared
<b>Homicide Offenses (Total)</b>	<b>0</b>	<b>0.0</b>	<b>0</b>	<b>0.0</b>
Murder	0	0.0	0	0.0
Negligent Manslaughter	0	0.0	0	0.0
<b>Kidnaping/Abduction</b>	<b>1</b>	<b>0.1</b>	<b>1</b>	<b>100.0</b>
<b>Sex Offenses (Forcible) (Total)</b>	<b>1</b>	<b>0.1</b>	<b>1</b>	<b>100.0</b>
Forcible Rape	0	0.0	0	0.0
Forcible Sodomy	0	0.0	0	0.0
Sexual Assault W/Object	0	0.0	0	0.0
Forcible Fondling	1	0.1	1	100.0
<b>Robbery</b>	<b>0</b>	<b>0.0</b>	<b>0</b>	<b>0.0</b>
<b>Assault Offenses (Total)</b>	<b>17</b>	<b>1.9</b>	<b>12</b>	<b>70.6</b>
Aggravated Assault	4	0.5	4	100.0
Simple Assault	11	1.2	7	63.6
Intimidation	1	0.1	0	0.0
Stalking	1	0.1	1	100.0
<b>Arson</b>	<b>1</b>	<b>0.1</b>	<b>1</b>	<b>100.0</b>
<b>Extortion/Blackmail</b>	<b>0</b>	<b>0.0</b>	<b>0</b>	<b>0.0</b>
<b>Burglary</b>	<b>38</b>	<b>4.3</b>	<b>3</b>	<b>7.9</b>
<b>Larceny/Theft Offenses (Total)</b>	<b>95</b>	<b>10.7</b>	<b>6</b>	<b>6.3</b>
Theft - Pocket-picking	0	0.0	0	0.0
Theft - Purse Snatching	0	0.0	0	0.0
Theft - Shoplifting	1	0.1	0	0.0
Theft From Building	65	7.4	4	6.2
Theft From Coin Machine	0	0.0	0	0.0
Theft From Motor Vehicle	20	2.3	0	0.0
Theft of Motor Vehicle Parts	5	0.6	1	20.0
Theft - All Other Larceny	4	0.5	1	25.0
<b>Motor Vehicle Theft</b>	<b>2</b>	<b>0.2</b>	<b>2</b>	<b>100.0</b>
<b>Counterfeiting/Forgery</b>	<b>1</b>	<b>0.1</b>	<b>1</b>	<b>100.0</b>
<b>Fraud Offenses (Total)</b>	<b>5</b>	<b>0.6</b>	<b>0</b>	<b>0.0</b>
Fraud - False Pretenses	0	0.0	0	0.0
Fraud - Credit Card/ATM	5	0.6	0	0.0
Fraud - Impersonation	0	0.0	0	0.0
Fraud - Welfare	0	0.0	0	0.0
Fraud - Wire	0	0.0	0	0.0
<b>Embezzlement</b>	<b>0</b>	<b>0.0</b>	<b>0</b>	<b>0.0</b>
<b>Stolen Property Offenses</b>	<b>0</b>	<b>0.0</b>	<b>0</b>	<b>0.0</b>
<b>Destruction/Damage/Vandalism</b>	<b>30</b>	<b>3.4</b>	<b>2</b>	<b>6.7</b>
<b>Drug/Narcotic Violations (Total)</b>	<b>5</b>	<b>0.6</b>	<b>3</b>	<b>60.0</b>
Drug/Narcotic Violations	4	0.5	3	75.0
Drug/Narcotic Equipment Violations	1	0.1	0	0.0

GROUP A OFFENSES	Offense	Rate per 1,000	Cleared	% Cleared
<b>Sex Offenses (Nonforcible) (Total)</b>	<b>0</b>	<b>0.0</b>	<b>0</b>	<b>0.0</b>
Incest	0	0.0	0	0.0
Statutory Rape	0	0.0	0	0.0
<b>Pornography/Obscene Material</b>	<b>0</b>	<b>0.0</b>	<b>0</b>	<b>0.0</b>
<b>Gambling Offenses (Total)</b>	<b>0</b>	<b>0.0</b>	<b>0</b>	<b>0.0</b>
Gambling - Betting/Wagering	0	0.0	0	0.0
Gambling - Operating/Promoting	0	0.0	0	0.0
Gambling - Equipment Violations	0	0.0	0	0.0
Gambling - Sports Tampering	0	0.0	0	0.0
<b>Prostitution Offenses (Total)</b>	<b>0</b>	<b>0.0</b>	<b>0</b>	<b>0.0</b>
Prostitution	0	0.0	0	0.0
Prostitution Assisting/Promoting	0	0.0	0	0.0
<b>Bribery</b>	<b>0</b>	<b>0.0</b>	<b>0</b>	<b>0.0</b>
<b>Weapon Law Violations</b>	<b>1</b>	<b>0.1</b>	<b>1</b>	<b>100.0</b>

GROUP B OFFENSES	Offenses	Rate per 1,000
Bad Checks	0	0.0
Curfew/Vagrancy	1	0.1
Disorderly Conduct	0	0.0
DUI	5	0.6
Drunkenness	5	0.6
Family-Non Violent	0	0.0
Liquor Law Violations	11	1.2
Peeping Tom	0	0.0
Runaway	0	0.0
Trespass	1	0.1
All Other Offenses	2	0.2

2009 Fall Term Campus Population	
Undergraduate Enrollment	7,135
Graduate Enrollment	621
Staff Personnel	510
Faculty Personnel	547
Security Personnel	26
<b>Total Campus Population</b>	<b>8,839</b>



## Baptist Memorial College of Health Sciences - 2009

GROUP A OFFENSES	Offense	Rate per 1,000	Cleared	% Cleared
<b>Homicide Offenses (Total)</b>	<b>0</b>	<b>0.0</b>	<b>0</b>	<b>0.0</b>
Murder	0	0.0	0	0.0
Negligent Manslaughter	0	0.0	0	0.0
<b>Kidnaping/Abduction</b>	<b>0</b>	<b>0.0</b>	<b>0</b>	<b>0.0</b>
<b>Sex Offenses (Forcible) (Total)</b>	<b>0</b>	<b>0.0</b>	<b>0</b>	<b>0.0</b>
Forcible Rape	0	0.0	0	0.0
Forcible Sodomy	0	0.0	0	0.0
Sexual Assault W/Object	0	0.0	0	0.0
Forcible Fondling	0	0.0	0	0.0
<b>Robbery</b>	<b>0</b>	<b>0.0</b>	<b>0</b>	<b>0.0</b>
<b>Assault Offenses (Total)</b>	<b>0</b>	<b>0.0</b>	<b>0</b>	<b>0.0</b>
Aggravated Assault	0	0.0	0	0.0
Simple Assault	0	0.0	0	0.0
Intimidation	0	0.0	0	0.0
Stalking	0	0.0	0	0.0
<b>Arson</b>	<b>0</b>	<b>0.0</b>	<b>0</b>	<b>0.0</b>
<b>Extortion/Blackmail</b>	<b>0</b>	<b>0.0</b>	<b>0</b>	<b>0.0</b>
<b>Burglary</b>	<b>0</b>	<b>0.0</b>	<b>0</b>	<b>0.0</b>
<b>Larceny/Theft Offenses (Total)</b>	<b>2</b>	<b>2.0</b>	<b>0</b>	<b>0.0</b>
Theft - Pocket-picking	0	0.0	0	0.0
Theft - Purse Snatching	0	0.0	0	0.0
Theft - Shoplifting	0	0.0	0	0.0
Theft From Building	0	0.0	0	0.0
Theft From Coin Machine	0	0.0	0	0.0
Theft From Motor Vehicle	1	1.0	0	0.0
Theft of Motor Vehicle Parts	1	1.0	0	0.0
Theft - All Other Larceny	0	0.0	0	0.0
<b>Motor Vehicle Theft</b>	<b>0</b>	<b>0.0</b>	<b>0</b>	<b>0.0</b>
<b>Counterfeiting/Forgery</b>	<b>0</b>	<b>0.0</b>	<b>0</b>	<b>0.0</b>
<b>Fraud Offenses (Total)</b>	<b>0</b>	<b>0.0</b>	<b>0</b>	<b>0.0</b>
Fraud - False Pretenses	0	0.0	0	0.0
Fraud - Credit Card/ATM	0	0.0	0	0.0
Fraud - Impersonation	0	0.0	0	0.0
Fraud - Welfare	0	0.0	0	0.0
Fraud - Wire	0	0.0	0	0.0
<b>Embezzlement</b>	<b>0</b>	<b>0.0</b>	<b>0</b>	<b>0.0</b>
<b>Stolen Property Offenses</b>	<b>0</b>	<b>0.0</b>	<b>0</b>	<b>0.0</b>
<b>Destruction/Damage/Vandalism</b>	<b>1</b>	<b>1.0</b>	<b>0</b>	<b>0.0</b>
<b>Drug/Narcotic Violations (Total)</b>	<b>0</b>	<b>0.0</b>	<b>0</b>	<b>0.0</b>
Drug/Narcotic Violations	0	0.0	0	0.0
Drug/Narcotic Equipment Violations	0	0.0	0	0.0

GROUP A OFFENSES	Offense	Rate per 1,000	Cleared	% Cleared
<b>Sex Offenses (Nonforcible) (Total)</b>	<b>0</b>	<b>0.0</b>	<b>0</b>	<b>0.0</b>
Incest	0	0.0	0	0.0
Statutory Rape	0	0.0	0	0.0
<b>Pornography/Obscene Material</b>	<b>0</b>	<b>0.0</b>	<b>0</b>	<b>0.0</b>
<b>Gambling Offenses (Total)</b>	<b>0</b>	<b>0.0</b>	<b>0</b>	<b>0.0</b>
Gambling - Betting/Wagering	0	0.0	0	0.0
Gambling - Operating/Promoting	0	0.0	0	0.0
Gambling - Equipment Violations	0	0.0	0	0.0
Gambling - Sports Tampering	0	0.0	0	0.0
<b>Prostitution Offenses (Total)</b>	<b>0</b>	<b>0.0</b>	<b>0</b>	<b>0.0</b>
Prostitution	0	0.0	0	0.0
Prostitution Assisting/Promoting	0	0.0	0	0.0
<b>Bribery</b>	<b>0</b>	<b>0.0</b>	<b>0</b>	<b>0.0</b>
<b>Weapon Law Violations</b>	<b>0</b>	<b>0.0</b>	<b>0</b>	<b>0.0</b>

GROUP B OFFENSES	Offenses	Rate per 1,000
Bad Checks	0	0.0
Curfew/Vagrancy	0	0.0
Disorderly Conduct	0	0.0
DUI	0	0.0
Drunkenness	0	0.0
Family-Non Violent	0	0.0
Liquor Law Violations	1	1.0
Peeping Tom	0	0.0
Runaway	0	0.0
Trespass	0	0.0
All Other Offenses	0	0.0

2009 Fall Term Campus Population	
Undergraduate Enrollment	866
Graduate Enrollment	0
Staff Personnel	55
Faculty Personnel	62
Security Personnel	8
<b>Total Campus Population</b>	<b>991</b>



## Belmont University - 2009

GROUP A OFFENSES	Offense	Rate per 1,000	Cleared	% Cleared
<b>Homicide Offenses (Total)</b>	<b>0</b>	<b>0.0</b>	<b>0</b>	<b>0.0</b>
Murder	0	0.0	0	0.0
Negligent Manslaughter	0	0.0	0	0.0
<b>Kidnaping/Abduction</b>	<b>0</b>	<b>0.0</b>	<b>0</b>	<b>0.0</b>
<b>Sex Offenses (Forcible) (Total)</b>	<b>1</b>	<b>0.2</b>	<b>1</b>	<b>100.0</b>
Forcible Rape	1	0.2	1	100.0
Forcible Sodomy	0	0.0	0	0.0
Sexual Assault W/Object	0	0.0	0	0.0
Forcible Fondling	0	0.0	0	0.0
<b>Robbery</b>	<b>0</b>	<b>0.0</b>	<b>0</b>	<b>0.0</b>
<b>Assault Offenses (Total)</b>	<b>0</b>	<b>0.0</b>	<b>0</b>	<b>0.0</b>
Aggravated Assault	0	0.0	0	0.0
Simple Assault	0	0.0	0	0.0
Intimidation	0	0.0	0	0.0
Stalking	0	0.0	0	0.0
<b>Arson</b>	<b>0</b>	<b>0.0</b>	<b>0</b>	<b>0.0</b>
<b>Extortion/Blackmail</b>	<b>0</b>	<b>0.0</b>	<b>0</b>	<b>0.0</b>
<b>Burglary</b>	<b>3</b>	<b>0.5</b>	<b>0</b>	<b>0.0</b>
<b>Larceny/Theft Offenses (Total)</b>	<b>54</b>	<b>8.6</b>	<b>1</b>	<b>1.9</b>
Theft - Pocket-picking	0	0.0	0	0.0
Theft - Purse Snatching	0	0.0	0	0.0
Theft - Shoplifting	0	0.0	0	0.0
Theft From Building	33	5.3	1	3.0
Theft From Coin Machine	0	0.0	0	0.0
Theft From Motor Vehicle	10	1.6	0	0.0
Theft of Motor Vehicle Parts	1	0.2	0	0.0
Theft - All Other Larceny	10	1.6	0	0.0
<b>Motor Vehicle Theft</b>	<b>0</b>	<b>0.0</b>	<b>0</b>	<b>0.0</b>
<b>Counterfeiting/Forgery</b>	<b>0</b>	<b>0.0</b>	<b>0</b>	<b>0.0</b>
<b>Fraud Offenses (Total)</b>	<b>0</b>	<b>0.0</b>	<b>0</b>	<b>0.0</b>
Fraud - False Pretenses	0	0.0	0	0.0
Fraud - Credit Card/ATM	0	0.0	0	0.0
Fraud - Impersonation	0	0.0	0	0.0
Fraud - Welfare	0	0.0	0	0.0
Fraud - Wire	0	0.0	0	0.0
<b>Embezzlement</b>	<b>0</b>	<b>0.0</b>	<b>0</b>	<b>0.0</b>
<b>Stolen Property Offenses</b>	<b>0</b>	<b>0.0</b>	<b>0</b>	<b>0.0</b>
<b>Destruction/Damage/Vandalism</b>	<b>0</b>	<b>0.0</b>	<b>0</b>	<b>0.0</b>
<b>Drug/Narcotic Violations (Total)</b>	<b>3</b>	<b>0.5</b>	<b>3</b>	<b>100.0</b>
Drug/Narcotic Violations	1	0.2	1	100.0
Drug/Narcotic Equipment Violations	2	0.3	2	100.0

GROUP A OFFENSES	Offense	Rate per 1,000	Cleared	% Cleared
<b>Sex Offenses (Nonforcible) (Total)</b>	<b>0</b>	<b>0.0</b>	<b>0</b>	<b>0.0</b>
Incest	0	0.0	0	0.0
Statutory Rape	0	0.0	0	0.0
<b>Pornography/Obscene Material</b>	<b>0</b>	<b>0.0</b>	<b>0</b>	<b>0.0</b>
<b>Gambling Offenses (Total)</b>	<b>0</b>	<b>0.0</b>	<b>0</b>	<b>0.0</b>
Gambling - Betting/Wagering	0	0.0	0	0.0
Gambling - Operating/Promoting	0	0.0	0	0.0
Gambling - Equipment Violations	0	0.0	0	0.0
Gambling - Sports Tampering	0	0.0	0	0.0
<b>Prostitution Offenses (Total)</b>	<b>0</b>	<b>0.0</b>	<b>0</b>	<b>0.0</b>
Prostitution	0	0.0	0	0.0
Prostitution Assisting/Promoting	0	0.0	0	0.0
<b>Bribery</b>	<b>0</b>	<b>0.0</b>	<b>0</b>	<b>0.0</b>
<b>Weapon Law Violations</b>	<b>0</b>	<b>0.0</b>	<b>0</b>	<b>0.0</b>

GROUP B OFFENSES	Offenses	Rate per 1,000
Bad Checks	0	0.0
Curfew/Vagrancy	0	0.0
Disorderly Conduct	0	0.0
DUI	0	0.0
Drunkenness	0	0.0
Family-Non Violent	0	0.0
Liquor Law Violations	38	6.1
Peeping Tom	0	0.0
Runaway	1	0.2
Trespass	4	0.6
All Other Offenses	0	0.0

2009 Fall Term Campus Population	
Undergraduate Enrollment	4,228
Graduate Enrollment	838
Staff Personnel	487
Faculty Personnel	688
Security Personnel	26
<b>Total Campus Population</b>	<b>6,267</b>





## Bethel University - 2009

GROUP A OFFENSES	Offense	Rate per 1,000	Cleared	% Cleared
<b>Homicide Offenses (Total)</b>	<b>0</b>	<b>0.0</b>	<b>0</b>	<b>0.0</b>
Murder	0	0.0	0	0.0
Negligent Manslaughter	0	0.0	0	0.0
<b>Kidnaping/Abduction</b>	<b>0</b>	<b>0.0</b>	<b>0</b>	<b>0.0</b>
<b>Sex Offenses (Forcible) (Total)</b>	<b>0</b>	<b>0.0</b>	<b>0</b>	<b>0.0</b>
Forcible Rape	0	0.0	0	0.0
Forcible Sodomy	0	0.0	0	0.0
Sexual Assault W/Object	0	0.0	0	0.0
Forcible Fondling	0	0.0	0	0.0
<b>Robbery</b>	<b>0</b>	<b>0.0</b>	<b>0</b>	<b>0.0</b>
<b>Assault Offenses (Total)</b>	<b>9</b>	<b>2.6</b>	<b>9</b>	<b>100.0</b>
Aggravated Assault	0	0.0	0	0.0
Simple Assault	7	2.0	7	100.0
Intimidation	2	0.6	2	100.0
Stalking	0	0.0	0	0.0
<b>Arson</b>	<b>0</b>	<b>0.0</b>	<b>0</b>	<b>0.0</b>
<b>Extortion/Blackmail</b>	<b>0</b>	<b>0.0</b>	<b>0</b>	<b>0.0</b>
<b>Burglary</b>	<b>10</b>	<b>2.9</b>	<b>3</b>	<b>30.0</b>
<b>Larceny/Theft Offenses (Total)</b>	<b>4</b>	<b>1.2</b>	<b>2</b>	<b>50.0</b>
Theft - Pocket-picking	0	0.0	0	0.0
Theft - Purse Snatching	0	0.0	0	0.0
Theft - Shoplifting	0	0.0	0	0.0
Theft From Building	2	0.6	2	100.0
Theft From Coin Machine	0	0.0	0	0.0
Theft From Motor Vehicle	1	0.3	0	0.0
Theft of Motor Vehicle Parts	1	0.3	0	0.0
Theft - All Other Larceny	0	0.0	0	0.0
<b>Motor Vehicle Theft</b>	<b>0</b>	<b>0.0</b>	<b>0</b>	<b>0.0</b>
<b>Counterfeiting/Forgery</b>	<b>0</b>	<b>0.0</b>	<b>0</b>	<b>0.0</b>
<b>Fraud Offenses (Total)</b>	<b>0</b>	<b>0.0</b>	<b>0</b>	<b>0.0</b>
Fraud - False Pretenses	0	0.0	0	0.0
Fraud - Credit Card/ATM	0	0.0	0	0.0
Fraud - Impersonation	0	0.0	0	0.0
Fraud - Welfare	0	0.0	0	0.0
Fraud - Wire	0	0.0	0	0.0
<b>Embezzlement</b>	<b>0</b>	<b>0.0</b>	<b>0</b>	<b>0.0</b>
<b>Stolen Property Offenses</b>	<b>0</b>	<b>0.0</b>	<b>0</b>	<b>0.0</b>
<b>Destruction/Damage/Vandalism</b>	<b>3</b>	<b>0.9</b>	<b>1</b>	<b>33.3</b>
<b>Drug/Narcotic Violations (Total)</b>	<b>1</b>	<b>0.3</b>	<b>1</b>	<b>100.0</b>
Drug/Narcotic Violations	1	0.3	1	100.0
Drug/Narcotic Equipment Violations	0	0.0	0	0.0

GROUP A OFFENSES	Offense	Rate per 1,000	Cleared	% Cleared
<b>Sex Offenses (Nonforcible) (Total)</b>	<b>0</b>	<b>0.0</b>	<b>0</b>	<b>0.0</b>
Incest	0	0.0	0	0.0
Statutory Rape	0	0.0	0	0.0
<b>Pornography/Obscene Material</b>	<b>0</b>	<b>0.0</b>	<b>0</b>	<b>0.0</b>
<b>Gambling Offenses (Total)</b>	<b>0</b>	<b>0.0</b>	<b>0</b>	<b>0.0</b>
Gambling - Betting/Wagering	0	0.0	0	0.0
Gambling - Operating/Promoting	0	0.0	0	0.0
Gambling - Equipment Violations	0	0.0	0	0.0
Gambling - Sports Tampering	0	0.0	0	0.0
<b>Prostitution Offenses (Total)</b>	<b>0</b>	<b>0.0</b>	<b>0</b>	<b>0.0</b>
Prostitution	0	0.0	0	0.0
Prostitution Assisting/Promoting	0	0.0	0	0.0
<b>Bribery</b>	<b>0</b>	<b>0.0</b>	<b>0</b>	<b>0.0</b>
<b>Weapon Law Violations</b>	<b>0</b>	<b>0.0</b>	<b>0</b>	<b>0.0</b>

GROUP B OFFENSES	Offenses	Rate per 1,000
Bad Checks	0	0.0
Curfew/Vagrancy	0	0.0
Disorderly Conduct	0	0.0
DUI	0	0.0
Drunkenness	0	0.0
Family-Non Violent	0	0.0
Liquor Law Violations	6	1.7
Peeping Tom	0	0.0
Runaway	0	0.0
Trespass	0	0.0
All Other Offenses	0	0.0

2009 Fall Term Campus Population	
Undergraduate Enrollment	2,649
Graduate Enrollment	347
Staff Personnel	218
Faculty Personnel	231
Security Personnel	7
<b>Total Campus Population</b>	<b>3,452</b>



## Bryan College - 2009

GROUP A OFFENSES	Offense	Rate per 1,000	Cleared	% Cleared
<b>Homicide Offenses (Total)</b>	<b>0</b>	<b>0.0</b>	<b>0</b>	<b>0.0</b>
Murder	0	0.0	0	0.0
Negligent Manslaughter	0	0.0	0	0.0
<b>Kidnaping/Abduction</b>	<b>0</b>	<b>0.0</b>	<b>0</b>	<b>0.0</b>
<b>Sex Offenses (Forcible) (Total)</b>	<b>0</b>	<b>0.0</b>	<b>0</b>	<b>0.0</b>
Forcible Rape	0	0.0	0	0.0
Forcible Sodomy	0	0.0	0	0.0
Sexual Assault W/Object	0	0.0	0	0.0
Forcible Fondling	0	0.0	0	0.0
<b>Robbery</b>	<b>0</b>	<b>0.0</b>	<b>0</b>	<b>0.0</b>
<b>Assault Offenses (Total)</b>	<b>0</b>	<b>0.0</b>	<b>0</b>	<b>0.0</b>
Aggravated Assault	0	0.0	0	0.0
Simple Assault	0	0.0	0	0.0
Intimidation	0	0.0	0	0.0
Stalking	0	0.0	0	0.0
<b>Arson</b>	<b>0</b>	<b>0.0</b>	<b>0</b>	<b>0.0</b>
<b>Extortion/Blackmail</b>	<b>0</b>	<b>0.0</b>	<b>0</b>	<b>0.0</b>
<b>Burglary</b>	<b>0</b>	<b>0.0</b>	<b>0</b>	<b>0.0</b>
<b>Larceny/Theft Offenses (Total)</b>	<b>1</b>	<b>0.8</b>	<b>1</b>	<b>100.0</b>
Theft - Pocket-picking	0	0.0	0	0.0
Theft - Purse Snatching	0	0.0	0	0.0
Theft - Shoplifting	0	0.0	0	0.0
Theft From Building	1	0.8	1	100.0
Theft From Coin Machine	0	0.0	0	0.0
Theft From Motor Vehicle	0	0.0	0	0.0
Theft of Motor Vehicle Parts	0	0.0	0	0.0
Theft - All Other Larceny	0	0.0	0	0.0
<b>Motor Vehicle Theft</b>	<b>0</b>	<b>0.0</b>	<b>0</b>	<b>0.0</b>
<b>Counterfeiting/Forgery</b>	<b>0</b>	<b>0.0</b>	<b>0</b>	<b>0.0</b>
<b>Fraud Offenses (Total)</b>	<b>0</b>	<b>0.0</b>	<b>0</b>	<b>0.0</b>
Fraud - False Pretenses	0	0.0	0	0.0
Fraud - Credit Card/ATM	0	0.0	0	0.0
Fraud - Impersonation	0	0.0	0	0.0
Fraud - Welfare	0	0.0	0	0.0
Fraud - Wire	0	0.0	0	0.0
<b>Embezzlement</b>	<b>0</b>	<b>0.0</b>	<b>0</b>	<b>0.0</b>
<b>Stolen Property Offenses</b>	<b>0</b>	<b>0.0</b>	<b>0</b>	<b>0.0</b>
<b>Destruction/Damage/Vandalism</b>	<b>2</b>	<b>1.6</b>	<b>0</b>	<b>0.0</b>
<b>Drug/Narcotic Violations (Total)</b>	<b>0</b>	<b>0.0</b>	<b>0</b>	<b>0.0</b>
Drug/Narcotic Violations	0	0.0	0	0.0
Drug/Narcotic Equipment Violations	0	0.0	0	0.0

GROUP A OFFENSES	Offense	Rate per 1,000	Cleared	% Cleared
<b>Sex Offenses (Nonforcible) (Total)</b>	<b>0</b>	<b>0.0</b>	<b>0</b>	<b>0.0</b>
Incest	0	0.0	0	0.0
Statutory Rape	0	0.0	0	0.0
<b>Pornography/Obscene Material</b>	<b>0</b>	<b>0.0</b>	<b>0</b>	<b>0.0</b>
<b>Gambling Offenses (Total)</b>	<b>0</b>	<b>0.0</b>	<b>0</b>	<b>0.0</b>
Gambling - Betting/Wagering	0	0.0	0	0.0
Gambling - Operating/Promoting	0	0.0	0	0.0
Gambling - Equipment Violations	0	0.0	0	0.0
Gambling - Sports Tampering	0	0.0	0	0.0
<b>Prostitution Offenses (Total)</b>	<b>0</b>	<b>0.0</b>	<b>0</b>	<b>0.0</b>
Prostitution	0	0.0	0	0.0
Prostitution Assisting/Promoting	0	0.0	0	0.0
<b>Bribery</b>	<b>0</b>	<b>0.0</b>	<b>0</b>	<b>0.0</b>
<b>Weapon Law Violations</b>	<b>0</b>	<b>0.0</b>	<b>0</b>	<b>0.0</b>

GROUP B OFFENSES	Offenses	Rate per 1,000
Bad Checks	0	0.0
Curfew/Vagrancy	0	0.0
Disorderly Conduct	0	0.0
DUI	1	0.8
Drunkenness	0	0.0
Family-Non Violent	0	0.0
Liquor Law Violations	7	5.4
Peeping Tom	0	0.0
Runaway	0	0.0
Trespass	0	0.0
All Other Offenses	1	0.8

2009 Fall Term Campus Population	
Undergraduate Enrollment	1,031
Graduate Enrollment	49
Staff Personnel	151
Faculty Personnel	52
Security Personnel	2
<b>Total Campus Population</b>	<b>1,285</b>



## Carson Newman College - 2009

GROUP A OFFENSES	Offense	Rate per 1,000	Cleared	% Cleared
<b>Homicide Offenses (Total)</b>	<b>0</b>	<b>0.0</b>	<b>0</b>	<b>0.0</b>
Murder	0	0.0	0	0.0
Negligent Manslaughter	0	0.0	0	0.0
<b>Kidnaping/Abduction</b>	<b>0</b>	<b>0.0</b>	<b>0</b>	<b>0.0</b>
<b>Sex Offenses (Forcible) (Total)</b>	<b>1</b>	<b>0.4</b>	<b>0</b>	<b>0.0</b>
Forcible Rape	1	0.4	0	0.0
Forcible Sodomy	0	0.0	0	0.0
Sexual Assault W/Object	0	0.0	0	0.0
Forcible Fondling	0	0.0	0	0.0
<b>Robbery</b>	<b>0</b>	<b>0.0</b>	<b>0</b>	<b>0.0</b>
<b>Assault Offenses (Total)</b>	<b>4</b>	<b>1.5</b>	<b>0</b>	<b>0.0</b>
Aggravated Assault	0	0.0	0	0.0
Simple Assault	1	0.4	0	0.0
Intimidation	3	1.1	0	0.0
Stalking	0	0.0	0	0.0
<b>Arson</b>	<b>1</b>	<b>0.4</b>	<b>0</b>	<b>0.0</b>
<b>Extortion/Blackmail</b>	<b>0</b>	<b>0.0</b>	<b>0</b>	<b>0.0</b>
<b>Burglary</b>	<b>15</b>	<b>5.7</b>	<b>4</b>	<b>26.7</b>
<b>Larceny/Theft Offenses (Total)</b>	<b>35</b>	<b>13.3</b>	<b>3</b>	<b>8.6</b>
Theft - Pocket-picking	0	0.0	0	0.0
Theft - Purse Snatching	0	0.0	0	0.0
Theft - Shoplifting	1	0.4	0	0.0
Theft From Building	28	10.6	3	10.7
Theft From Coin Machine	0	0.0	0	0.0
Theft From Motor Vehicle	5	1.9	0	0.0
Theft of Motor Vehicle Parts	0	0.0	0	0.0
Theft - All Other Larceny	1	0.4	0	0.0
<b>Motor Vehicle Theft</b>	<b>0</b>	<b>0.0</b>	<b>0</b>	<b>0.0</b>
<b>Counterfeiting/Forgery</b>	<b>0</b>	<b>0.0</b>	<b>0</b>	<b>0.0</b>
<b>Fraud Offenses (Total)</b>	<b>0</b>	<b>0.0</b>	<b>0</b>	<b>0.0</b>
Fraud - False Pretenses	0	0.0	0	0.0
Fraud - Credit Card/ATM	0	0.0	0	0.0
Fraud - Impersonation	0	0.0	0	0.0
Fraud - Welfare	0	0.0	0	0.0
Fraud - Wire	0	0.0	0	0.0
<b>Embezzlement</b>	<b>0</b>	<b>0.0</b>	<b>0</b>	<b>0.0</b>
<b>Stolen Property Offenses</b>	<b>0</b>	<b>0.0</b>	<b>0</b>	<b>0.0</b>
<b>Destruction/Damage/Vandalism</b>	<b>7</b>	<b>2.7</b>	<b>1</b>	<b>14.3</b>
<b>Drug/Narcotic Violations (Total)</b>	<b>1</b>	<b>0.4</b>	<b>0</b>	<b>0.0</b>
Drug/Narcotic Violations	0	0.0	0	0.0
Drug/Narcotic Equipment Violations	1	0.4	0	0.0

GROUP A OFFENSES	Offense	Rate per 1,000	Cleared	% Cleared
<b>Sex Offenses (Nonforcible) (Total)</b>	<b>0</b>	<b>0.0</b>	<b>0</b>	<b>0.0</b>
Incest	0	0.0	0	0.0
Statutory Rape	0	0.0	0	0.0
<b>Pornography/Obscene Material</b>	<b>0</b>	<b>0.0</b>	<b>0</b>	<b>0.0</b>
<b>Gambling Offenses (Total)</b>	<b>0</b>	<b>0.0</b>	<b>0</b>	<b>0.0</b>
Gambling - Betting/Wagering	0	0.0	0	0.0
Gambling - Operating/Promoting	0	0.0	0	0.0
Gambling - Equipment Violations	0	0.0	0	0.0
Gambling - Sports Tampering	0	0.0	0	0.0
<b>Prostitution Offenses (Total)</b>	<b>0</b>	<b>0.0</b>	<b>0</b>	<b>0.0</b>
Prostitution	0	0.0	0	0.0
Prostitution Assisting/Promoting	0	0.0	0	0.0
<b>Bribery</b>	<b>1</b>	<b>0.4</b>	<b>1</b>	<b>100.0</b>
<b>Weapon Law Violations</b>	<b>0</b>	<b>0.0</b>	<b>0</b>	<b>0.0</b>

GROUP B OFFENSES	Offenses	Rate per 1,000
Bad Checks	0	0.0
Curfew/Vagrancy	0	0.0
Disorderly Conduct	0	0.0
DUI	1	0.4
Drunkenness	0	0.0
Family-Non Violent	0	0.0
Liquor Law Violations	0	0.0
Peeping Tom	0	0.0
Runaway	0	0.0
Trespass	2	0.8
All Other Offenses	1	0.4

2009 Fall Term Campus Population	
Undergraduate Enrollment	1,857
Graduate Enrollment	209
Staff Personnel	282
Faculty Personnel	289
Security Personnel	3
<b>Total Campus Population</b>	<b>2,640</b>



## Chattanooga State Community College - 2009

GROUP A OFFENSES	Offense	Rate per 1,000	Cleared	% Cleared
<b>Homicide Offenses (Total)</b>	<b>0</b>	<b>0.0</b>	<b>0</b>	<b>0.0</b>
Murder	0	0.0	0	0.0
Negligent Manslaughter	0	0.0	0	0.0
<b>Kidnaping/Abduction</b>	<b>0</b>	<b>0.0</b>	<b>0</b>	<b>0.0</b>
<b>Sex Offenses (Forcible) (Total)</b>	<b>0</b>	<b>0.0</b>	<b>0</b>	<b>0.0</b>
Forcible Rape	0	0.0	0	0.0
Forcible Sodomy	0	0.0	0	0.0
Sexual Assault W/Object	0	0.0	0	0.0
Forcible Fondling	0	0.0	0	0.0
<b>Robbery</b>	<b>0</b>	<b>0.0</b>	<b>0</b>	<b>0.0</b>
<b>Assault Offenses (Total)</b>	<b>4</b>	<b>0.4</b>	<b>3</b>	<b>75.0</b>
Aggravated Assault	0	0.0	0	0.0
Simple Assault	4	0.4	3	75.0
Intimidation	0	0.0	0	0.0
Stalking	0	0.0	0	0.0
<b>Arson</b>	<b>0</b>	<b>0.0</b>	<b>0</b>	<b>0.0</b>
<b>Extortion/Blackmail</b>	<b>0</b>	<b>0.0</b>	<b>0</b>	<b>0.0</b>
<b>Burglary</b>	<b>0</b>	<b>0.0</b>	<b>0</b>	<b>0.0</b>
<b>Larceny/Theft Offenses (Total)</b>	<b>20</b>	<b>2.1</b>	<b>0</b>	<b>0.0</b>
Theft - Pocket-picking	0	0.0	0	0.0
Theft - Purse Snatching	0	0.0	0	0.0
Theft - Shoplifting	0	0.0	0	0.0
Theft From Building	7	0.7	0	0.0
Theft From Coin Machine	0	0.0	0	0.0
Theft From Motor Vehicle	6	0.6	0	0.0
Theft of Motor Vehicle Parts	4	0.4	0	0.0
Theft - All Other Larceny	3	0.3	0	0.0
<b>Motor Vehicle Theft</b>	<b>0</b>	<b>0.0</b>	<b>0</b>	<b>0.0</b>
<b>Counterfeiting/Forgery</b>	<b>0</b>	<b>0.0</b>	<b>0</b>	<b>0.0</b>
<b>Fraud Offenses (Total)</b>	<b>0</b>	<b>0.0</b>	<b>0</b>	<b>0.0</b>
Fraud - False Pretenses	0	0.0	0	0.0
Fraud - Credit Card/ATM	0	0.0	0	0.0
Fraud - Impersonation	0	0.0	0	0.0
Fraud - Welfare	0	0.0	0	0.0
Fraud - Wire	0	0.0	0	0.0
<b>Embezzlement</b>	<b>0</b>	<b>0.0</b>	<b>0</b>	<b>0.0</b>
<b>Stolen Property Offenses</b>	<b>0</b>	<b>0.0</b>	<b>0</b>	<b>0.0</b>
<b>Destruction/Damage/Vandalism</b>	<b>2</b>	<b>0.2</b>	<b>0</b>	<b>0.0</b>
<b>Drug/Narcotic Violations (Total)</b>	<b>0</b>	<b>0.0</b>	<b>0</b>	<b>0.0</b>
Drug/Narcotic Violations	0	0.0	0	0.0
Drug/Narcotic Equipment Violations	0	0.0	0	0.0

GROUP A OFFENSES	Offense	Rate per 1,000	Cleared	% Cleared
<b>Sex Offenses (Nonforcible) (Total)</b>	<b>0</b>	<b>0.0</b>	<b>0</b>	<b>0.0</b>
Incest	0	0.0	0	0.0
Statutory Rape	0	0.0	0	0.0
<b>Pornography/Obscene Material</b>	<b>0</b>	<b>0.0</b>	<b>0</b>	<b>0.0</b>
<b>Gambling Offenses (Total)</b>	<b>0</b>	<b>0.0</b>	<b>0</b>	<b>0.0</b>
Gambling - Betting/Wagering	0	0.0	0	0.0
Gambling - Operating/Promoting	0	0.0	0	0.0
Gambling - Equipment Violations	0	0.0	0	0.0
Gambling - Sports Tampering	0	0.0	0	0.0
<b>Prostitution Offenses (Total)</b>	<b>0</b>	<b>0.0</b>	<b>0</b>	<b>0.0</b>
Prostitution	0	0.0	0	0.0
Prostitution Assisting/Promoting	0	0.0	0	0.0
<b>Bribery</b>	<b>0</b>	<b>0.0</b>	<b>0</b>	<b>0.0</b>
<b>Weapon Law Violations</b>	<b>0</b>	<b>0.0</b>	<b>0</b>	<b>0.0</b>

GROUP B OFFENSES	Offenses	Rate per 1,000
Bad Checks	0	0.0
Curfew/Vagrancy	0	0.0
Disorderly Conduct	0	0.0
DUI	1	0.1
Drunkenness	0	0.0
Family-Non Violent	0	0.0
Liquor Law Violations	0	0.0
Peeping Tom	0	0.0
Runaway	0	0.0
Trespass	0	0.0
All Other Offenses	0	0.0

2009 Fall Term Campus Population	
Undergraduate Enrollment	9,026
Graduate Enrollment	0
Staff Personnel	414
Faculty Personnel	217
Security Personnel	19
<b>Total Campus Population</b>	<b>9,676</b>



## Christian Brothers University - 2009

GROUP A OFFENSES	Offense	Rate per 1,000	Cleared	% Cleared
<b>Homicide Offenses (Total)</b>	<b>0</b>	<b>0.0</b>	<b>0</b>	<b>0.0</b>
Murder	0	0.0	0	0.0
Negligent Manslaughter	0	0.0	0	0.0
<b>Kidnaping/Abduction</b>	<b>0</b>	<b>0.0</b>	<b>0</b>	<b>0.0</b>
<b>Sex Offenses (Forcible) (Total)</b>	<b>0</b>	<b>0.0</b>	<b>0</b>	<b>0.0</b>
Forcible Rape	0	0.0	0	0.0
Forcible Sodomy	0	0.0	0	0.0
Sexual Assault W/Object	0	0.0	0	0.0
Forcible Fondling	0	0.0	0	0.0
<b>Robbery</b>	<b>0</b>	<b>0.0</b>	<b>0</b>	<b>0.0</b>
<b>Assault Offenses (Total)</b>	<b>3</b>	<b>1.7</b>	<b>2</b>	<b>66.7</b>
Aggravated Assault	0	0.0	0	0.0
Simple Assault	2	1.1	2	100.0
Intimidation	1	0.6	0	0.0
Stalking	0	0.0	0	0.0
<b>Arson</b>	<b>0</b>	<b>0.0</b>	<b>0</b>	<b>0.0</b>
<b>Extortion/Blackmail</b>	<b>0</b>	<b>0.0</b>	<b>0</b>	<b>0.0</b>
<b>Burglary</b>	<b>0</b>	<b>0.0</b>	<b>0</b>	<b>0.0</b>
<b>Larceny/Theft Offenses (Total)</b>	<b>15</b>	<b>8.5</b>	<b>0</b>	<b>0.0</b>
Theft - Pocket-picking	0	0.0	0	0.0
Theft - Purse Snatching	0	0.0	0	0.0
Theft - Shoplifting	0	0.0	0	0.0
Theft From Building	9	5.1	0	0.0
Theft From Coin Machine	1	0.6	0	0.0
Theft From Motor Vehicle	2	1.1	0	0.0
Theft of Motor Vehicle Parts	1	0.6	0	0.0
Theft - All Other Larceny	2	1.1	0	0.0
<b>Motor Vehicle Theft</b>	<b>1</b>	<b>0.6</b>	<b>0</b>	<b>0.0</b>
<b>Counterfeiting/Forgery</b>	<b>0</b>	<b>0.0</b>	<b>0</b>	<b>0.0</b>
<b>Fraud Offenses (Total)</b>	<b>2</b>	<b>1.1</b>	<b>0</b>	<b>0.0</b>
Fraud - False Pretenses	2	1.1	0	0.0
Fraud - Credit Card/ATM	0	0.0	0	0.0
Fraud - Impersonation	0	0.0	0	0.0
Fraud - Welfare	0	0.0	0	0.0
Fraud - Wire	0	0.0	0	0.0
<b>Embezzlement</b>	<b>0</b>	<b>0.0</b>	<b>0</b>	<b>0.0</b>
<b>Stolen Property Offenses</b>	<b>0</b>	<b>0.0</b>	<b>0</b>	<b>0.0</b>
<b>Destruction/Damage/Vandalism</b>	<b>15</b>	<b>8.5</b>	<b>1</b>	<b>6.7</b>
<b>Drug/Narcotic Violations (Total)</b>	<b>5</b>	<b>2.8</b>	<b>5</b>	<b>100.0</b>
Drug/Narcotic Violations	4	2.3	4	100.0
Drug/Narcotic Equipment Violations	1	0.6	1	100.0

GROUP A OFFENSES	Offense	Rate per 1,000	Cleared	% Cleared
<b>Sex Offenses (Nonforcible) (Total)</b>	<b>0</b>	<b>0.0</b>	<b>0</b>	<b>0.0</b>
Incest	0	0.0	0	0.0
Statutory Rape	0	0.0	0	0.0
<b>Pornography/Obscene Material</b>	<b>0</b>	<b>0.0</b>	<b>0</b>	<b>0.0</b>
<b>Gambling Offenses (Total)</b>	<b>0</b>	<b>0.0</b>	<b>0</b>	<b>0.0</b>
Gambling - Betting/Wagering	0	0.0	0	0.0
Gambling - Operating/Promoting	0	0.0	0	0.0
Gambling - Equipment Violations	0	0.0	0	0.0
Gambling - Sports Tampering	0	0.0	0	0.0
<b>Prostitution Offenses (Total)</b>	<b>0</b>	<b>0.0</b>	<b>0</b>	<b>0.0</b>
Prostitution	0	0.0	0	0.0
Prostitution Assisting/Promoting	0	0.0	0	0.0
<b>Bribery</b>	<b>0</b>	<b>0.0</b>	<b>0</b>	<b>0.0</b>
<b>Weapon Law Violations</b>	<b>0</b>	<b>0.0</b>	<b>0</b>	<b>0.0</b>

GROUP B OFFENSES	Offenses	Rate per 1,000
Bad Checks	0	0.0
Curfew/Vagrancy	0	0.0
Disorderly Conduct	2	1.1
DUI	0	0.0
Drunkenness	0	0.0
Family-Non Violent	0	0.0
Liquor Law Violations	1	0.6
Peeping Tom	0	0.0
Runaway	0	0.0
Trespass	0	0.0
All Other Offenses	0	0.0

2009 Fall Term Campus Population	
Undergraduate Enrollment	1,468
Graduate Enrollment	63
Staff Personnel	120
Faculty Personnel	92
Security Personnel	20
<b>Total Campus Population</b>	<b>1,763</b>



## Church of God Theological Seminary - 2009

GROUP A OFFENSES	Offense	Rate per 1,000	Cleared	% Cleared
<b>Homicide Offenses (Total)</b>	<b>0</b>	<b>0.0</b>	<b>0</b>	<b>0.0</b>
Murder	0	0.0	0	0.0
Negligent Manslaughter	0	0.0	0	0.0
<b>Kidnaping/Abduction</b>	<b>0</b>	<b>0.0</b>	<b>0</b>	<b>0.0</b>
<b>Sex Offenses (Forcible) (Total)</b>	<b>0</b>	<b>0.0</b>	<b>0</b>	<b>0.0</b>
Forcible Rape	0	0.0	0	0.0
Forcible Sodomy	0	0.0	0	0.0
Sexual Assault W/Object	0	0.0	0	0.0
Forcible Fondling	0	0.0	0	0.0
<b>Robbery</b>	<b>0</b>	<b>0.0</b>	<b>0</b>	<b>0.0</b>
<b>Assault Offenses (Total)</b>	<b>1</b>	<b>4.0</b>	<b>1</b>	<b>100.0</b>
Aggravated Assault	0	0.0	0	0.0
Simple Assault	1	4.0	1	100.0
Intimidation	0	0.0	0	0.0
Stalking	0	0.0	0	0.0
<b>Arson</b>	<b>0</b>	<b>0.0</b>	<b>0</b>	<b>0.0</b>
<b>Extortion/Blackmail</b>	<b>0</b>	<b>0.0</b>	<b>0</b>	<b>0.0</b>
<b>Burglary</b>	<b>0</b>	<b>0.0</b>	<b>0</b>	<b>0.0</b>
<b>Larceny/Theft Offenses (Total)</b>	<b>0</b>	<b>0.0</b>	<b>0</b>	<b>0.0</b>
Theft - Pocket-picking	0	0.0	0	0.0
Theft - Purse Snatching	0	0.0	0	0.0
Theft - Shoplifting	0	0.0	0	0.0
Theft From Building	0	0.0	0	0.0
Theft From Coin Machine	0	0.0	0	0.0
Theft From Motor Vehicle	0	0.0	0	0.0
Theft of Motor Vehicle Parts	0	0.0	0	0.0
Theft - All Other Larceny	0	0.0	0	0.0
<b>Motor Vehicle Theft</b>	<b>0</b>	<b>0.0</b>	<b>0</b>	<b>0.0</b>
<b>Counterfeiting/Forgery</b>	<b>0</b>	<b>0.0</b>	<b>0</b>	<b>0.0</b>
<b>Fraud Offenses (Total)</b>	<b>0</b>	<b>0.0</b>	<b>0</b>	<b>0.0</b>
Fraud - False Pretenses	0	0.0	0	0.0
Fraud - Credit Card/ATM	0	0.0	0	0.0
Fraud - Impersonation	0	0.0	0	0.0
Fraud - Welfare	0	0.0	0	0.0
Fraud - Wire	0	0.0	0	0.0
<b>Embezzlement</b>	<b>0</b>	<b>0.0</b>	<b>0</b>	<b>0.0</b>
<b>Stolen Property Offenses</b>	<b>0</b>	<b>0.0</b>	<b>0</b>	<b>0.0</b>
<b>Destruction/Damage/Vandalism</b>	<b>0</b>	<b>0.0</b>	<b>0</b>	<b>0.0</b>
<b>Drug/Narcotic Violations (Total)</b>	<b>0</b>	<b>0.0</b>	<b>0</b>	<b>0.0</b>
Drug/Narcotic Violations	0	0.0	0	0.0
Drug/Narcotic Equipment Violations	0	0.0	0	0.0

GROUP A OFFENSES	Offense	Rate per 1,000	Cleared	% Cleared
<b>Sex Offenses (Nonforcible) (Total)</b>	<b>0</b>	<b>0.0</b>	<b>0</b>	<b>0.0</b>
Incest	0	0.0	0	0.0
Statutory Rape	0	0.0	0	0.0
<b>Pornography/Obscene Material</b>	<b>0</b>	<b>0.0</b>	<b>0</b>	<b>0.0</b>
<b>Gambling Offenses (Total)</b>	<b>0</b>	<b>0.0</b>	<b>0</b>	<b>0.0</b>
Gambling - Betting/Wagering	0	0.0	0	0.0
Gambling - Operating/Promoting	0	0.0	0	0.0
Gambling - Equipment Violations	0	0.0	0	0.0
Gambling - Sports Tampering	0	0.0	0	0.0
<b>Prostitution Offenses (Total)</b>	<b>0</b>	<b>0.0</b>	<b>0</b>	<b>0.0</b>
Prostitution	0	0.0	0	0.0
Prostitution Assisting/Promoting	0	0.0	0	0.0
<b>Bribery</b>	<b>0</b>	<b>0.0</b>	<b>0</b>	<b>0.0</b>
<b>Weapon Law Violations</b>	<b>0</b>	<b>0.0</b>	<b>0</b>	<b>0.0</b>

GROUP B OFFENSES	Offenses	Rate per 1,000
Bad Checks	0	0.0
Curfew/Vagrancy	0	0.0
Disorderly Conduct	0	0.0
DUI	0	0.0
Drunkenness	0	0.0
Family-Non Violent	0	0.0
Liquor Law Violations	0	0.0
Peeping Tom	0	0.0
Runaway	0	0.0
Trespass	0	0.0
All Other Offenses	0	0.0

2009 Fall Term Campus Population	
Undergraduate Enrollment	0
Graduate Enrollment	192
Staff Personnel	24
Faculty Personnel	35
Security Personnel	2
<b>Total Campus Population</b>	<b>253</b>



## Cleveland State Community College - 2009

GROUP A OFFENSES	Offense	Rate per 1,000	Cleared	% Cleared
<b>Homicide Offenses (Total)</b>	<b>0</b>	<b>0.0</b>	<b>0</b>	<b>0.0</b>
Murder	0	0.0	0	0.0
Negligent Manslaughter	0	0.0	0	0.0
<b>Kidnaping/Abduction</b>	<b>0</b>	<b>0.0</b>	<b>0</b>	<b>0.0</b>
<b>Sex Offenses (Forcible) (Total)</b>	<b>0</b>	<b>0.0</b>	<b>0</b>	<b>0.0</b>
Forcible Rape	0	0.0	0	0.0
Forcible Sodomy	0	0.0	0	0.0
Sexual Assault W/Object	0	0.0	0	0.0
Forcible Fondling	0	0.0	0	0.0
<b>Robbery</b>	<b>0</b>	<b>0.0</b>	<b>0</b>	<b>0.0</b>
<b>Assault Offenses (Total)</b>	<b>1</b>	<b>0.3</b>	<b>0</b>	<b>0.0</b>
Aggravated Assault	0	0.0	0	0.0
Simple Assault	0	0.0	0	0.0
Intimidation	1	0.3	0	0.0
Stalking	0	0.0	0	0.0
<b>Arson</b>	<b>0</b>	<b>0.0</b>	<b>0</b>	<b>0.0</b>
<b>Extortion/Blackmail</b>	<b>0</b>	<b>0.0</b>	<b>0</b>	<b>0.0</b>
<b>Burglary</b>	<b>3</b>	<b>0.8</b>	<b>0</b>	<b>0.0</b>
<b>Larceny/Theft Offenses (Total)</b>	<b>3</b>	<b>0.8</b>	<b>0</b>	<b>0.0</b>
Theft - Pocket-picking	0	0.0	0	0.0
Theft - Purse Snatching	0	0.0	0	0.0
Theft - Shoplifting	0	0.0	0	0.0
Theft From Building	3	0.8	0	0.0
Theft From Coin Machine	0	0.0	0	0.0
Theft From Motor Vehicle	0	0.0	0	0.0
Theft of Motor Vehicle Parts	0	0.0	0	0.0
Theft - All Other Larceny	0	0.0	0	0.0
<b>Motor Vehicle Theft</b>	<b>0</b>	<b>0.0</b>	<b>0</b>	<b>0.0</b>
<b>Counterfeiting/Forgery</b>	<b>0</b>	<b>0.0</b>	<b>0</b>	<b>0.0</b>
<b>Fraud Offenses (Total)</b>	<b>0</b>	<b>0.0</b>	<b>0</b>	<b>0.0</b>
Fraud - False Pretenses	0	0.0	0	0.0
Fraud - Credit Card/ATM	0	0.0	0	0.0
Fraud - Impersonation	0	0.0	0	0.0
Fraud - Welfare	0	0.0	0	0.0
Fraud - Wire	0	0.0	0	0.0
<b>Embezzlement</b>	<b>0</b>	<b>0.0</b>	<b>0</b>	<b>0.0</b>
<b>Stolen Property Offenses</b>	<b>0</b>	<b>0.0</b>	<b>0</b>	<b>0.0</b>
<b>Destruction/Damage/Vandalism</b>	<b>2</b>	<b>0.5</b>	<b>0</b>	<b>0.0</b>
<b>Drug/Narcotic Violations (Total)</b>	<b>0</b>	<b>0.0</b>	<b>0</b>	<b>0.0</b>
Drug/Narcotic Violations	0	0.0	0	0.0
Drug/Narcotic Equipment Violations	0	0.0	0	0.0

GROUP A OFFENSES	Offense	Rate per 1,000	Cleared	% Cleared
<b>Sex Offenses (Nonforcible) (Total)</b>	<b>0</b>	<b>0.0</b>	<b>0</b>	<b>0.0</b>
Incest	0	0.0	0	0.0
Statutory Rape	0	0.0	0	0.0
<b>Pornography/Obscene Material</b>	<b>0</b>	<b>0.0</b>	<b>0</b>	<b>0.0</b>
<b>Gambling Offenses (Total)</b>	<b>0</b>	<b>0.0</b>	<b>0</b>	<b>0.0</b>
Gambling - Betting/Wagering	0	0.0	0	0.0
Gambling - Operating/Promoting	0	0.0	0	0.0
Gambling - Equipment Violations	0	0.0	0	0.0
Gambling - Sports Tampering	0	0.0	0	0.0
<b>Prostitution Offenses (Total)</b>	<b>0</b>	<b>0.0</b>	<b>0</b>	<b>0.0</b>
Prostitution	0	0.0	0	0.0
Prostitution Assisting/Promoting	0	0.0	0	0.0
<b>Bribery</b>	<b>0</b>	<b>0.0</b>	<b>0</b>	<b>0.0</b>
<b>Weapon Law Violations</b>	<b>0</b>	<b>0.0</b>	<b>0</b>	<b>0.0</b>

GROUP B OFFENSES	Offenses	Rate per 1,000
Bad Checks	0	0.0
Curfew/Vagrancy	0	0.0
Disorderly Conduct	0	0.0
DUI	0	0.0
Drunkenness	0	0.0
Family-Non Violent	0	0.0
Liquor Law Violations	0	0.0
Peeping Tom	0	0.0
Runaway	0	0.0
Trespass	0	0.0
All Other Offenses	0	0.0

2009 Fall Term Campus Population	
Undergraduate Enrollment	3,615
Graduate Enrollment	0
Staff Personnel	126
Faculty Personnel	69
Security Personnel	8
<b>Total Campus Population</b>	<b>3,818</b>



## Columbia State Community College - 2009

GROUP A OFFENSES	Offense	Rate per 1,000	Cleared	% Cleared
<b>Homicide Offenses (Total)</b>	<b>0</b>	<b>0.0</b>	<b>0</b>	<b>0.0</b>
Murder	0	0.0	0	0.0
Negligent Manslaughter	0	0.0	0	0.0
<b>Kidnaping/Abduction</b>	<b>0</b>	<b>0.0</b>	<b>0</b>	<b>0.0</b>
<b>Sex Offenses (Forcible) (Total)</b>	<b>0</b>	<b>0.0</b>	<b>0</b>	<b>0.0</b>
Forcible Rape	0	0.0	0	0.0
Forcible Sodomy	0	0.0	0	0.0
Sexual Assault W/Object	0	0.0	0	0.0
Forcible Fondling	0	0.0	0	0.0
<b>Robbery</b>	<b>0</b>	<b>0.0</b>	<b>0</b>	<b>0.0</b>
<b>Assault Offenses (Total)</b>	<b>0</b>	<b>0.0</b>	<b>0</b>	<b>0.0</b>
Aggravated Assault	0	0.0	0	0.0
Simple Assault	0	0.0	0	0.0
Intimidation	0	0.0	0	0.0
Stalking	0	0.0	0	0.0
<b>Arson</b>	<b>0</b>	<b>0.0</b>	<b>0</b>	<b>0.0</b>
<b>Extortion/Blackmail</b>	<b>0</b>	<b>0.0</b>	<b>0</b>	<b>0.0</b>
<b>Burglary</b>	<b>0</b>	<b>0.0</b>	<b>0</b>	<b>0.0</b>
<b>Larceny/Theft Offenses (Total)</b>	<b>3</b>	<b>0.7</b>	<b>0</b>	<b>0.0</b>
Theft - Pocket-picking	0	0.0	0	0.0
Theft - Purse Snatching	0	0.0	0	0.0
Theft - Shoplifting	0	0.0	0	0.0
Theft From Building	2	0.5	0	0.0
Theft From Coin Machine	0	0.0	0	0.0
Theft From Motor Vehicle	1	0.2	0	0.0
Theft of Motor Vehicle Parts	0	0.0	0	0.0
Theft - All Other Larceny	0	0.0	0	0.0
<b>Motor Vehicle Theft</b>	<b>0</b>	<b>0.0</b>	<b>0</b>	<b>0.0</b>
<b>Counterfeiting/Forgery</b>	<b>0</b>	<b>0.0</b>	<b>0</b>	<b>0.0</b>
<b>Fraud Offenses (Total)</b>	<b>0</b>	<b>0.0</b>	<b>0</b>	<b>0.0</b>
Fraud - False Pretenses	0	0.0	0	0.0
Fraud - Credit Card/ATM	0	0.0	0	0.0
Fraud - Impersonation	0	0.0	0	0.0
Fraud - Welfare	0	0.0	0	0.0
Fraud - Wire	0	0.0	0	0.0
<b>Embezzlement</b>	<b>0</b>	<b>0.0</b>	<b>0</b>	<b>0.0</b>
<b>Stolen Property Offenses</b>	<b>0</b>	<b>0.0</b>	<b>0</b>	<b>0.0</b>
<b>Destruction/Damage/Vandalism</b>	<b>1</b>	<b>0.2</b>	<b>0</b>	<b>0.0</b>
<b>Drug/Narcotic Violations (Total)</b>	<b>0</b>	<b>0.0</b>	<b>0</b>	<b>0.0</b>
Drug/Narcotic Violations	0	0.0	0	0.0
Drug/Narcotic Equipment Violations	0	0.0	0	0.0

GROUP A OFFENSES	Offense	Rate per 1,000	Cleared	% Cleared
<b>Sex Offenses (Nonforcible) (Total)</b>	<b>0</b>	<b>0.0</b>	<b>0</b>	<b>0.0</b>
Incest	0	0.0	0	0.0
Statutory Rape	0	0.0	0	0.0
<b>Pornography/Obscene Material</b>	<b>0</b>	<b>0.0</b>	<b>0</b>	<b>0.0</b>
<b>Gambling Offenses (Total)</b>	<b>0</b>	<b>0.0</b>	<b>0</b>	<b>0.0</b>
Gambling - Betting/Wagering	0	0.0	0	0.0
Gambling - Operating/Promoting	0	0.0	0	0.0
Gambling - Equipment Violations	0	0.0	0	0.0
Gambling - Sports Tampering	0	0.0	0	0.0
<b>Prostitution Offenses (Total)</b>	<b>0</b>	<b>0.0</b>	<b>0</b>	<b>0.0</b>
Prostitution	0	0.0	0	0.0
Prostitution Assisting/Promoting	0	0.0	0	0.0
<b>Bribery</b>	<b>0</b>	<b>0.0</b>	<b>0</b>	<b>0.0</b>
<b>Weapon Law Violations</b>	<b>0</b>	<b>0.0</b>	<b>0</b>	<b>0.0</b>

GROUP B OFFENSES	Offenses	Rate per 1,000
Bad Checks	0	0.0
Curfew/Vagrancy	0	0.0
Disorderly Conduct	0	0.0
DUI	0	0.0
Drunkenness	0	0.0
Family-Non Violent	0	0.0
Liquor Law Violations	0	0.0
Peeping Tom	0	0.0
Runaway	0	0.0
Trespass	0	0.0
All Other Offenses	0	0.0

2009 Fall Term Campus Population	
Undergraduate Enrollment	3,753
Graduate Enrollment	0
Staff Personnel	147
Faculty Personnel	101
Security Personnel	5
<b>Total Campus Population</b>	<b>4,006</b>





## Crichton College - 2009

GROUP A OFFENSES	Offense	Rate per 1,000	Cleared	% Cleared
<b>Homicide Offenses (Total)</b>	<b>0</b>	<b>0.0</b>	<b>0</b>	<b>0.0</b>
Murder	0	0.0	0	0.0
Negligent Manslaughter	0	0.0	0	0.0
<b>Kidnaping/Abduction</b>	<b>0</b>	<b>0.0</b>	<b>0</b>	<b>0.0</b>
<b>Sex Offenses (Forcible) (Total)</b>	<b>0</b>	<b>0.0</b>	<b>0</b>	<b>0.0</b>
Forcible Rape	0	0.0	0	0.0
Forcible Sodomy	0	0.0	0	0.0
Sexual Assault W/Object	0	0.0	0	0.0
Forcible Fondling	0	0.0	0	0.0
<b>Robbery</b>	<b>0</b>	<b>0.0</b>	<b>0</b>	<b>0.0</b>
<b>Assault Offenses (Total)</b>	<b>2</b>	<b>2.9</b>	<b>2</b>	<b>100.0</b>
Aggravated Assault	0	0.0	0	0.0
Simple Assault	2	2.9	2	100.0
Intimidation	0	0.0	0	0.0
Stalking	0	0.0	0	0.0
<b>Arson</b>	<b>0</b>	<b>0.0</b>	<b>0</b>	<b>0.0</b>
<b>Extortion/Blackmail</b>	<b>0</b>	<b>0.0</b>	<b>0</b>	<b>0.0</b>
<b>Burglary</b>	<b>0</b>	<b>0.0</b>	<b>0</b>	<b>0.0</b>
<b>Larceny/Theft Offenses (Total)</b>	<b>1</b>	<b>1.5</b>	<b>0</b>	<b>0.0</b>
Theft - Pocket-picking	0	0.0	0	0.0
Theft - Purse Snatching	0	0.0	0	0.0
Theft - Shoplifting	0	0.0	0	0.0
Theft From Building	0	0.0	0	0.0
Theft From Coin Machine	0	0.0	0	0.0
Theft From Motor Vehicle	1	1.5	0	0.0
Theft of Motor Vehicle Parts	0	0.0	0	0.0
Theft - All Other Larceny	0	0.0	0	0.0
<b>Motor Vehicle Theft</b>	<b>0</b>	<b>0.0</b>	<b>0</b>	<b>0.0</b>
<b>Counterfeiting/Forgery</b>	<b>0</b>	<b>0.0</b>	<b>0</b>	<b>0.0</b>
<b>Fraud Offenses (Total)</b>	<b>0</b>	<b>0.0</b>	<b>0</b>	<b>0.0</b>
Fraud - False Pretenses	0	0.0	0	0.0
Fraud - Credit Card/ATM	0	0.0	0	0.0
Fraud - Impersonation	0	0.0	0	0.0
Fraud - Welfare	0	0.0	0	0.0
Fraud - Wire	0	0.0	0	0.0
<b>Embezzlement</b>	<b>0</b>	<b>0.0</b>	<b>0</b>	<b>0.0</b>
<b>Stolen Property Offenses</b>	<b>0</b>	<b>0.0</b>	<b>0</b>	<b>0.0</b>
<b>Destruction/Damage/Vandalism</b>	<b>0</b>	<b>0.0</b>	<b>0</b>	<b>0.0</b>
<b>Drug/Narcotic Violations (Total)</b>	<b>1</b>	<b>1.5</b>	<b>0</b>	<b>0.0</b>
Drug/Narcotic Violations	1	1.5	0	0.0
Drug/Narcotic Equipment Violations	0	0.0	0	0.0

GROUP A OFFENSES	Offense	Rate per 1,000	Cleared	% Cleared
<b>Sex Offenses (Nonforcible) (Total)</b>	<b>0</b>	<b>0.0</b>	<b>0</b>	<b>0.0</b>
Incest	0	0.0	0	0.0
Statutory Rape	0	0.0	0	0.0
<b>Pornography/Obscene Material</b>	<b>0</b>	<b>0.0</b>	<b>0</b>	<b>0.0</b>
<b>Gambling Offenses (Total)</b>	<b>0</b>	<b>0.0</b>	<b>0</b>	<b>0.0</b>
Gambling - Betting/Wagering	0	0.0	0	0.0
Gambling - Operating/Promoting	0	0.0	0	0.0
Gambling - Equipment Violations	0	0.0	0	0.0
Gambling - Sports Tampering	0	0.0	0	0.0
<b>Prostitution Offenses (Total)</b>	<b>0</b>	<b>0.0</b>	<b>0</b>	<b>0.0</b>
Prostitution	0	0.0	0	0.0
Prostitution Assisting/Promoting	0	0.0	0	0.0
<b>Bribery</b>	<b>0</b>	<b>0.0</b>	<b>0</b>	<b>0.0</b>
<b>Weapon Law Violations</b>	<b>0</b>	<b>0.0</b>	<b>0</b>	<b>0.0</b>

GROUP B OFFENSES	Offenses	Rate per 1,000
Bad Checks	0	0.0
Curfew/Vagrancy	0	0.0
Disorderly Conduct	0	0.0
DUI	0	0.0
Drunkenness	0	0.0
Family-Non Violent	0	0.0
Liquor Law Violations	0	0.0
Peeping Tom	0	0.0
Runaway	0	0.0
Trespass	0	0.0
All Other Offenses	0	0.0

2009 Fall Term Campus Population	
Undergraduate Enrollment	622
Graduate Enrollment	0
Staff Personnel	41
Faculty Personnel	23
Security Personnel	0
<b>Total Campus Population</b>	<b>686</b>



## Cumberland University - 2009

GROUP A OFFENSES	Offense	Rate per 1,000	Cleared	% Cleared
<b>Homicide Offenses (Total)</b>	<b>0</b>	<b>0.0</b>	<b>0</b>	<b>0.0</b>
Murder	0	0.0	0	0.0
Negligent Manslaughter	0	0.0	0	0.0
<b>Kidnaping/Abduction</b>	<b>0</b>	<b>0.0</b>	<b>0</b>	<b>0.0</b>
<b>Sex Offenses (Forcible) (Total)</b>	<b>0</b>	<b>0.0</b>	<b>0</b>	<b>0.0</b>
Forcible Rape	0	0.0	0	0.0
Forcible Sodomy	0	0.0	0	0.0
Sexual Assault W/Object	0	0.0	0	0.0
Forcible Fondling	0	0.0	0	0.0
<b>Robbery</b>	<b>0</b>	<b>0.0</b>	<b>0</b>	<b>0.0</b>
<b>Assault Offenses (Total)</b>	<b>0</b>	<b>0.0</b>	<b>0</b>	<b>0.0</b>
Aggravated Assault	0	0.0	0	0.0
Simple Assault	0	0.0	0	0.0
Intimidation	0	0.0	0	0.0
Stalking	0	0.0	0	0.0
<b>Arson</b>	<b>0</b>	<b>0.0</b>	<b>0</b>	<b>0.0</b>
<b>Extortion/Blackmail</b>	<b>0</b>	<b>0.0</b>	<b>0</b>	<b>0.0</b>
<b>Burglary</b>	<b>1</b>	<b>0.7</b>	<b>0</b>	<b>0.0</b>
<b>Larceny/Theft Offenses (Total)</b>	<b>4</b>	<b>2.8</b>	<b>0</b>	<b>0.0</b>
Theft - Pocket-picking	0	0.0	0	0.0
Theft - Purse Snatching	0	0.0	0	0.0
Theft - Shoplifting	0	0.0	0	0.0
Theft From Building	1	0.7	0	0.0
Theft From Coin Machine	0	0.0	0	0.0
Theft From Motor Vehicle	1	0.7	0	0.0
Theft of Motor Vehicle Parts	0	0.0	0	0.0
Theft - All Other Larceny	2	1.4	0	0.0
<b>Motor Vehicle Theft</b>	<b>0</b>	<b>0.0</b>	<b>0</b>	<b>0.0</b>
<b>Counterfeiting/Forgery</b>	<b>0</b>	<b>0.0</b>	<b>0</b>	<b>0.0</b>
<b>Fraud Offenses (Total)</b>	<b>0</b>	<b>0.0</b>	<b>0</b>	<b>0.0</b>
Fraud - False Pretenses	0	0.0	0	0.0
Fraud - Credit Card/ATM	0	0.0	0	0.0
Fraud - Impersonation	0	0.0	0	0.0
Fraud - Welfare	0	0.0	0	0.0
Fraud - Wire	0	0.0	0	0.0
<b>Embezzlement</b>	<b>0</b>	<b>0.0</b>	<b>0</b>	<b>0.0</b>
<b>Stolen Property Offenses</b>	<b>0</b>	<b>0.0</b>	<b>0</b>	<b>0.0</b>
<b>Destruction/Damage/Vandalism</b>	<b>2</b>	<b>1.4</b>	<b>0</b>	<b>0.0</b>
<b>Drug/Narcotic Violations (Total)</b>	<b>0</b>	<b>0.0</b>	<b>0</b>	<b>0.0</b>
Drug/Narcotic Violations	0	0.0	0	0.0
Drug/Narcotic Equipment Violations	0	0.0	0	0.0

GROUP A OFFENSES	Offense	Rate per 1,000	Cleared	% Cleared
<b>Sex Offenses (Nonforcible) (Total)</b>	<b>0</b>	<b>0.0</b>	<b>0</b>	<b>0.0</b>
Incest	0	0.0	0	0.0
Statutory Rape	0	0.0	0	0.0
<b>Pornography/Obscene Material</b>	<b>0</b>	<b>0.0</b>	<b>0</b>	<b>0.0</b>
<b>Gambling Offenses (Total)</b>	<b>0</b>	<b>0.0</b>	<b>0</b>	<b>0.0</b>
Gambling - Betting/Wagering	0	0.0	0	0.0
Gambling - Operating/Promoting	0	0.0	0	0.0
Gambling - Equipment Violations	0	0.0	0	0.0
Gambling - Sports Tampering	0	0.0	0	0.0
<b>Prostitution Offenses (Total)</b>	<b>0</b>	<b>0.0</b>	<b>0</b>	<b>0.0</b>
Prostitution	0	0.0	0	0.0
Prostitution Assisting/Promoting	0	0.0	0	0.0
<b>Bribery</b>	<b>0</b>	<b>0.0</b>	<b>0</b>	<b>0.0</b>
<b>Weapon Law Violations</b>	<b>0</b>	<b>0.0</b>	<b>0</b>	<b>0.0</b>

GROUP B OFFENSES	Offenses	Rate per 1,000
Bad Checks	0	0.0
Curfew/Vagrancy	0	0.0
Disorderly Conduct	0	0.0
DUI	0	0.0
Drunkenness	0	0.0
Family-Non Violent	0	0.0
Liquor Law Violations	5	3.5
Peeping Tom	0	0.0
Runaway	0	0.0
Trespass	0	0.0
All Other Offenses	1	0.7

2009 Fall Term Campus Population	
Undergraduate Enrollment	995
Graduate Enrollment	210
Staff Personnel	89
Faculty Personnel	118
Security Personnel	8
<b>Total Campus Population</b>	<b>1,420</b>



## Draughon's College at Nashville - 2009

GROUP A OFFENSES	Offense	Rate per 1,000	Cleared	% Cleared
<b>Homicide Offenses (Total)</b>	<b>0</b>	<b>0.0</b>	<b>0</b>	<b>0.0</b>
Murder	0	0.0	0	0.0
Negligent Manslaughter	0	0.0	0	0.0
<b>Kidnaping/Abduction</b>	<b>0</b>	<b>0.0</b>	<b>0</b>	<b>0.0</b>
<b>Sex Offenses (Forcible) (Total)</b>	<b>0</b>	<b>0.0</b>	<b>0</b>	<b>0.0</b>
Forcible Rape	0	0.0	0	0.0
Forcible Sodomy	0	0.0	0	0.0
Sexual Assault W/Object	0	0.0	0	0.0
Forcible Fondling	0	0.0	0	0.0
<b>Robbery</b>	<b>0</b>	<b>0.0</b>	<b>0</b>	<b>0.0</b>
<b>Assault Offenses (Total)</b>	<b>0</b>	<b>0.0</b>	<b>0</b>	<b>0.0</b>
Aggravated Assault	0	0.0	0	0.0
Simple Assault	0	0.0	0	0.0
Intimidation	0	0.0	0	0.0
Stalking	0	0.0	0	0.0
<b>Arson</b>	<b>0</b>	<b>0.0</b>	<b>0</b>	<b>0.0</b>
<b>Extortion/Blackmail</b>	<b>0</b>	<b>0.0</b>	<b>0</b>	<b>0.0</b>
<b>Burglary</b>	<b>0</b>	<b>0.0</b>	<b>0</b>	<b>0.0</b>
<b>Larceny/Theft Offenses (Total)</b>	<b>0</b>	<b>0.0</b>	<b>0</b>	<b>0.0</b>
Theft - Pocket-picking	0	0.0	0	0.0
Theft - Purse Snatching	0	0.0	0	0.0
Theft - Shoplifting	0	0.0	0	0.0
Theft From Building	0	0.0	0	0.0
Theft From Coin Machine	0	0.0	0	0.0
Theft From Motor Vehicle	0	0.0	0	0.0
Theft of Motor Vehicle Parts	0	0.0	0	0.0
Theft - All Other Larceny	0	0.0	0	0.0
<b>Motor Vehicle Theft</b>	<b>0</b>	<b>0.0</b>	<b>0</b>	<b>0.0</b>
<b>Counterfeiting/Forgery</b>	<b>0</b>	<b>0.0</b>	<b>0</b>	<b>0.0</b>
<b>Fraud Offenses (Total)</b>	<b>0</b>	<b>0.0</b>	<b>0</b>	<b>0.0</b>
Fraud - False Pretenses	0	0.0	0	0.0
Fraud - Credit Card/ATM	0	0.0	0	0.0
Fraud - Impersonation	0	0.0	0	0.0
Fraud - Welfare	0	0.0	0	0.0
Fraud - Wire	0	0.0	0	0.0
<b>Embezzlement</b>	<b>0</b>	<b>0.0</b>	<b>0</b>	<b>0.0</b>
<b>Stolen Property Offenses</b>	<b>0</b>	<b>0.0</b>	<b>0</b>	<b>0.0</b>
<b>Destruction/Damage/Vandalism</b>	<b>0</b>	<b>0.0</b>	<b>0</b>	<b>0.0</b>
<b>Drug/Narcotic Violations (Total)</b>	<b>0</b>	<b>0.0</b>	<b>0</b>	<b>0.0</b>
Drug/Narcotic Violations	0	0.0	0	0.0
Drug/Narcotic Equipment Violations	0	0.0	0	0.0

GROUP A OFFENSES	Offense	Rate per 1,000	Cleared	% Cleared
<b>Sex Offenses (Nonforcible) (Total)</b>	<b>0</b>	<b>0.0</b>	<b>0</b>	<b>0.0</b>
Incest	0	0.0	0	0.0
Statutory Rape	0	0.0	0	0.0
<b>Pornography/Obscene Material</b>	<b>0</b>	<b>0.0</b>	<b>0</b>	<b>0.0</b>
<b>Gambling Offenses (Total)</b>	<b>0</b>	<b>0.0</b>	<b>0</b>	<b>0.0</b>
Gambling - Betting/Wagering	0	0.0	0	0.0
Gambling - Operating/Promoting	0	0.0	0	0.0
Gambling - Equipment Violations	0	0.0	0	0.0
Gambling - Sports Tampering	0	0.0	0	0.0
<b>Prostitution Offenses (Total)</b>	<b>0</b>	<b>0.0</b>	<b>0</b>	<b>0.0</b>
Prostitution	0	0.0	0	0.0
Prostitution Assisting/Promoting	0	0.0	0	0.0
<b>Bribery</b>	<b>0</b>	<b>0.0</b>	<b>0</b>	<b>0.0</b>
<b>Weapon Law Violations</b>	<b>0</b>	<b>0.0</b>	<b>0</b>	<b>0.0</b>

GROUP B OFFENSES	Offenses	Rate per 1,000
Bad Checks	0	0.0
Curfew/Vagrancy	0	0.0
Disorderly Conduct	0	0.0
DUI	0	0.0
Drunkenness	0	0.0
Family-Non Violent	0	0.0
Liquor Law Violations	0	0.0
Peeping Tom	0	0.0
Runaway	0	0.0
Trespass	0	0.0
All Other Offenses	0	0.0

2009 Fall Term Campus Population	
Undergraduate Enrollment	1,699
Graduate Enrollment	0
Staff Personnel	72
Faculty Personnel	124
Security Personnel	0
<b>Total Campus Population</b>	<b>1,895</b>

The institution is currently decertified for failure to comply with TIBRS rules. Please see [www.tncrimeonline.com](http://www.tncrimeonline.com) for updates.



## Dyersburg State Community College - 2009

GROUP A OFFENSES	Offense	Rate per 1,000	Cleared	% Cleared
<b>Homicide Offenses (Total)</b>	<b>0</b>	<b>0.0</b>	<b>0</b>	<b>0.0</b>
Murder	0	0.0	0	0.0
Negligent Manslaughter	0	0.0	0	0.0
<b>Kidnaping/Abduction</b>	<b>0</b>	<b>0.0</b>	<b>0</b>	<b>0.0</b>
<b>Sex Offenses (Forcible) (Total)</b>	<b>0</b>	<b>0.0</b>	<b>0</b>	<b>0.0</b>
Forcible Rape	0	0.0	0	0.0
Forcible Sodomy	0	0.0	0	0.0
Sexual Assault W/Object	0	0.0	0	0.0
Forcible Fondling	0	0.0	0	0.0
<b>Robbery</b>	<b>0</b>	<b>0.0</b>	<b>0</b>	<b>0.0</b>
<b>Assault Offenses (Total)</b>	<b>0</b>	<b>0.0</b>	<b>0</b>	<b>0.0</b>
Aggravated Assault	0	0.0	0	0.0
Simple Assault	0	0.0	0	0.0
Intimidation	0	0.0	0	0.0
Stalking	0	0.0	0	0.0
<b>Arson</b>	<b>0</b>	<b>0.0</b>	<b>0</b>	<b>0.0</b>
<b>Extortion/Blackmail</b>	<b>0</b>	<b>0.0</b>	<b>0</b>	<b>0.0</b>
<b>Burglary</b>	<b>0</b>	<b>0.0</b>	<b>0</b>	<b>0.0</b>
<b>Larceny/Theft Offenses (Total)</b>	<b>5</b>	<b>1.6</b>	<b>0</b>	<b>0.0</b>
Theft - Pocket-picking	0	0.0	0	0.0
Theft - Purse Snatching	0	0.0	0	0.0
Theft - Shoplifting	1	0.3	0	0.0
Theft From Building	4	1.2	0	0.0
Theft From Coin Machine	0	0.0	0	0.0
Theft From Motor Vehicle	0	0.0	0	0.0
Theft of Motor Vehicle Parts	0	0.0	0	0.0
Theft - All Other Larceny	0	0.0	0	0.0
<b>Motor Vehicle Theft</b>	<b>1</b>	<b>0.3</b>	<b>0</b>	<b>0.0</b>
<b>Counterfeiting/Forgery</b>	<b>0</b>	<b>0.0</b>	<b>0</b>	<b>0.0</b>
<b>Fraud Offenses (Total)</b>	<b>0</b>	<b>0.0</b>	<b>0</b>	<b>0.0</b>
Fraud - False Pretenses	0	0.0	0	0.0
Fraud - Credit Card/ATM	0	0.0	0	0.0
Fraud - Impersonation	0	0.0	0	0.0
Fraud - Welfare	0	0.0	0	0.0
Fraud - Wire	0	0.0	0	0.0
<b>Embezzlement</b>	<b>0</b>	<b>0.0</b>	<b>0</b>	<b>0.0</b>
<b>Stolen Property Offenses</b>	<b>0</b>	<b>0.0</b>	<b>0</b>	<b>0.0</b>
<b>Destruction/Damage/Vandalism</b>	<b>0</b>	<b>0.0</b>	<b>0</b>	<b>0.0</b>
<b>Drug/Narcotic Violations (Total)</b>	<b>1</b>	<b>0.3</b>	<b>0</b>	<b>0.0</b>
Drug/Narcotic Violations	0	0.0	0	0.0
Drug/Narcotic Equipment Violations	1	0.3	0	0.0

GROUP A OFFENSES	Offense	Rate per 1,000	Cleared	% Cleared
<b>Sex Offenses (Nonforcible) (Total)</b>	<b>0</b>	<b>0.0</b>	<b>0</b>	<b>0.0</b>
Incest	0	0.0	0	0.0
Statutory Rape	0	0.0	0	0.0
<b>Pornography/Obscene Material</b>	<b>0</b>	<b>0.0</b>	<b>0</b>	<b>0.0</b>
<b>Gambling Offenses (Total)</b>	<b>0</b>	<b>0.0</b>	<b>0</b>	<b>0.0</b>
Gambling - Betting/Wagering	0	0.0	0	0.0
Gambling - Operating/Promoting	0	0.0	0	0.0
Gambling - Equipment Violations	0	0.0	0	0.0
Gambling - Sports Tampering	0	0.0	0	0.0
<b>Prostitution Offenses (Total)</b>	<b>0</b>	<b>0.0</b>	<b>0</b>	<b>0.0</b>
Prostitution	0	0.0	0	0.0
Prostitution Assisting/Promoting	0	0.0	0	0.0
<b>Bribery</b>	<b>0</b>	<b>0.0</b>	<b>0</b>	<b>0.0</b>
<b>Weapon Law Violations</b>	<b>0</b>	<b>0.0</b>	<b>0</b>	<b>0.0</b>

GROUP B OFFENSES	Offenses	Rate per 1,000
Bad Checks	0	0.0
Curfew/Vagrancy	0	0.0
Disorderly Conduct	0	0.0
DUI	0	0.0
Drunkenness	1	0.3
Family-Non Violent	0	0.0
Liquor Law Violations	0	0.0
Peeping Tom	0	0.0
Runaway	0	0.0
Trespass	0	0.0
All Other Offenses	0	0.0

2009 Fall Term Campus Population	
Undergraduate Enrollment	3,014
Graduate Enrollment	0
Staff Personnel	133
Faculty Personnel	53
Security Personnel	6
<b>Total Campus Population</b>	<b>3,206</b>



## East Tennessee State University - 2009

GROUP A OFFENSES	Offense	Rate per 1,000	Cleared	% Cleared
<b>Homicide Offenses (Total)</b>	<b>0</b>	<b>0.0</b>	<b>0</b>	<b>0.0</b>
Murder	0	0.0	0	0.0
Negligent Manslaughter	0	0.0	0	0.0
<b>Kidnaping/Abduction</b>	<b>1</b>	<b>0.1</b>	<b>1</b>	<b>100.0</b>
<b>Sex Offenses (Forcible) (Total)</b>	<b>4</b>	<b>0.2</b>	<b>4</b>	<b>100.0</b>
Forcible Rape	4	0.2	4	100.0
Forcible Sodomy	0	0.0	0	0.0
Sexual Assault W/Object	0	0.0	0	0.0
Forcible Fondling	0	0.0	0	0.0
<b>Robbery</b>	<b>1</b>	<b>0.1</b>	<b>1</b>	<b>100.0</b>
<b>Assault Offenses (Total)</b>	<b>61</b>	<b>3.7</b>	<b>38</b>	<b>62.3</b>
Aggravated Assault	2	0.1	1	50.0
Simple Assault	29	1.8	22	75.9
Intimidation	30	1.8	15	50.0
Stalking	0	0.0	0	0.0
<b>Arson</b>	<b>1</b>	<b>0.1</b>	<b>0</b>	<b>0.0</b>
<b>Extortion/Blackmail</b>	<b>0</b>	<b>0.0</b>	<b>0</b>	<b>0.0</b>
<b>Burglary</b>	<b>28</b>	<b>1.7</b>	<b>3</b>	<b>10.7</b>
<b>Larceny/Theft Offenses (Total)</b>	<b>121</b>	<b>7.4</b>	<b>11</b>	<b>9.1</b>
Theft - Pocket-picking	0	0.0	0	0.0
Theft - Purse Snatching	0	0.0	0	0.0
Theft - Shoplifting	2	0.1	2	100.0
Theft From Building	69	4.2	3	4.3
Theft From Coin Machine	0	0.0	0	0.0
Theft From Motor Vehicle	19	1.2	1	5.3
Theft of Motor Vehicle Parts	13	0.8	1	7.7
Theft - All Other Larceny	18	1.1	4	22.2
<b>Motor Vehicle Theft</b>	<b>2</b>	<b>0.1</b>	<b>0</b>	<b>0.0</b>
<b>Counterfeiting/Forgery</b>	<b>2</b>	<b>0.1</b>	<b>1</b>	<b>50.0</b>
<b>Fraud Offenses (Total)</b>	<b>10</b>	<b>0.6</b>	<b>5</b>	<b>50.0</b>
Fraud - False Pretenses	0	0.0	0	0.0
Fraud - Credit Card/ATM	7	0.4	3	42.9
Fraud - Impersonation	3	0.2	2	66.7
Fraud - Welfare	0	0.0	0	0.0
Fraud - Wire	0	0.0	0	0.0
<b>Embezzlement</b>	<b>0</b>	<b>0.0</b>	<b>0</b>	<b>0.0</b>
<b>Stolen Property Offenses</b>	<b>0</b>	<b>0.0</b>	<b>0</b>	<b>0.0</b>
<b>Destruction/Damage/Vandalism</b>	<b>84</b>	<b>5.1</b>	<b>9</b>	<b>10.7</b>
<b>Drug/Narcotic Violations (Total)</b>	<b>32</b>	<b>2.0</b>	<b>32</b>	<b>100.0</b>
Drug/Narcotic Violations	17	1.0	17	100.0
Drug/Narcotic Equipment Violations	15	0.9	15	100.0

GROUP A OFFENSES	Offense	Rate per 1,000	Cleared	% Cleared
<b>Sex Offenses (Nonforcible) (Total)</b>	<b>1</b>	<b>0.1</b>	<b>1</b>	<b>100.0</b>
Incest	0	0.0	0	0.0
Statutory Rape	1	0.1	1	100.0
<b>Pornography/Obscene Material</b>	<b>0</b>	<b>0.0</b>	<b>0</b>	<b>0.0</b>
<b>Gambling Offenses (Total)</b>	<b>0</b>	<b>0.0</b>	<b>0</b>	<b>0.0</b>
Gambling - Betting/Wagering	0	0.0	0	0.0
Gambling - Operating/Promoting	0	0.0	0	0.0
Gambling - Equipment Violations	0	0.0	0	0.0
Gambling - Sports Tampering	0	0.0	0	0.0
<b>Prostitution Offenses (Total)</b>	<b>0</b>	<b>0.0</b>	<b>0</b>	<b>0.0</b>
Prostitution	0	0.0	0	0.0
Prostitution Assisting/Promoting	0	0.0	0	0.0
<b>Bribery</b>	<b>0</b>	<b>0.0</b>	<b>0</b>	<b>0.0</b>
<b>Weapon Law Violations</b>	<b>3</b>	<b>0.2</b>	<b>3</b>	<b>100.0</b>

GROUP B OFFENSES	Offenses	Rate per 1,000
Bad Checks	0	0.0
Curfew/Vagrancy	0	0.0
Disorderly Conduct	1	0.1
DUI	6	0.4
Drunkenness	14	0.9
Family-Non Violent	0	0.0
Liquor Law Violations	82	5.0
Peeping Tom	0	0.0
Runaway	0	0.0
Trespass	1	0.1
All Other Offenses	6	0.4

2009 Fall Term Campus Population	
Undergraduate Enrollment	11,870
Graduate Enrollment	1,894
Staff Personnel	1,410
Faculty Personnel	1,118
Security Personnel	36
<b>Total Campus Population</b>	<b>16,328</b>



## Emmanuel School of Religion - 2009

GROUP A OFFENSES	Offense	Rate per 1,000	Cleared	% Cleared
<b>Homicide Offenses (Total)</b>	<b>0</b>	<b>0.0</b>	<b>0</b>	<b>0.0</b>
Murder	0	0.0	0	0.0
Negligent Manslaughter	0	0.0	0	0.0
<b>Kidnaping/Abduction</b>	<b>0</b>	<b>0.0</b>	<b>0</b>	<b>0.0</b>
<b>Sex Offenses (Forcible) (Total)</b>	<b>0</b>	<b>0.0</b>	<b>0</b>	<b>0.0</b>
Forcible Rape	0	0.0	0	0.0
Forcible Sodomy	0	0.0	0	0.0
Sexual Assault W/Object	0	0.0	0	0.0
Forcible Fondling	0	0.0	0	0.0
<b>Robbery</b>	<b>0</b>	<b>0.0</b>	<b>0</b>	<b>0.0</b>
<b>Assault Offenses (Total)</b>	<b>0</b>	<b>0.0</b>	<b>0</b>	<b>0.0</b>
Aggravated Assault	0	0.0	0	0.0
Simple Assault	0	0.0	0	0.0
Intimidation	0	0.0	0	0.0
Stalking	0	0.0	0	0.0
<b>Arson</b>	<b>0</b>	<b>0.0</b>	<b>0</b>	<b>0.0</b>
<b>Extortion/Blackmail</b>	<b>0</b>	<b>0.0</b>	<b>0</b>	<b>0.0</b>
<b>Burglary</b>	<b>0</b>	<b>0.0</b>	<b>0</b>	<b>0.0</b>
<b>Larceny/Theft Offenses (Total)</b>	<b>0</b>	<b>0.0</b>	<b>0</b>	<b>0.0</b>
Theft - Pocket-picking	0	0.0	0	0.0
Theft - Purse Snatching	0	0.0	0	0.0
Theft - Shoplifting	0	0.0	0	0.0
Theft From Building	0	0.0	0	0.0
Theft From Coin Machine	0	0.0	0	0.0
Theft From Motor Vehicle	0	0.0	0	0.0
Theft of Motor Vehicle Parts	0	0.0	0	0.0
Theft - All Other Larceny	0	0.0	0	0.0
<b>Motor Vehicle Theft</b>	<b>0</b>	<b>0.0</b>	<b>0</b>	<b>0.0</b>
<b>Counterfeiting/Forgery</b>	<b>0</b>	<b>0.0</b>	<b>0</b>	<b>0.0</b>
<b>Fraud Offenses (Total)</b>	<b>0</b>	<b>0.0</b>	<b>0</b>	<b>0.0</b>
Fraud - False Pretenses	0	0.0	0	0.0
Fraud - Credit Card/ATM	0	0.0	0	0.0
Fraud - Impersonation	0	0.0	0	0.0
Fraud - Welfare	0	0.0	0	0.0
Fraud - Wire	0	0.0	0	0.0
<b>Embezzlement</b>	<b>0</b>	<b>0.0</b>	<b>0</b>	<b>0.0</b>
<b>Stolen Property Offenses</b>	<b>0</b>	<b>0.0</b>	<b>0</b>	<b>0.0</b>
<b>Destruction/Damage/Vandalism</b>	<b>0</b>	<b>0.0</b>	<b>0</b>	<b>0.0</b>
<b>Drug/Narcotic Violations (Total)</b>	<b>0</b>	<b>0.0</b>	<b>0</b>	<b>0.0</b>
Drug/Narcotic Violations	0	0.0	0	0.0
Drug/Narcotic Equipment Violations	0	0.0	0	0.0

GROUP A OFFENSES	Offense	Rate per 1,000	Cleared	% Cleared
<b>Sex Offenses (Nonforcible) (Total)</b>	<b>0</b>	<b>0.0</b>	<b>0</b>	<b>0.0</b>
Incest	0	0.0	0	0.0
Statutory Rape	0	0.0	0	0.0
<b>Pornography/Obscene Material</b>	<b>0</b>	<b>0.0</b>	<b>0</b>	<b>0.0</b>
<b>Gambling Offenses (Total)</b>	<b>0</b>	<b>0.0</b>	<b>0</b>	<b>0.0</b>
Gambling - Betting/Wagering	0	0.0	0	0.0
Gambling - Operating/Promoting	0	0.0	0	0.0
Gambling - Equipment Violations	0	0.0	0	0.0
Gambling - Sports Tampering	0	0.0	0	0.0
<b>Prostitution Offenses (Total)</b>	<b>0</b>	<b>0.0</b>	<b>0</b>	<b>0.0</b>
Prostitution	0	0.0	0	0.0
Prostitution Assisting/Promoting	0	0.0	0	0.0
<b>Bribery</b>	<b>0</b>	<b>0.0</b>	<b>0</b>	<b>0.0</b>
<b>Weapon Law Violations</b>	<b>0</b>	<b>0.0</b>	<b>0</b>	<b>0.0</b>

GROUP B OFFENSES	Offenses	Rate per 1,000
Bad Checks	0	0.0
Curfew/Vagrancy	0	0.0
Disorderly Conduct	0	0.0
DUI	0	0.0
Drunkenness	0	0.0
Family-Non Violent	0	0.0
Liquor Law Violations	0	0.0
Peeping Tom	0	0.0
Runaway	0	0.0
Trespass	0	0.0
All Other Offenses	0	0.0

2009 Fall Term Campus Population	
Undergraduate Enrollment	0
Graduate Enrollment	94
Staff Personnel	20
Faculty Personnel	13
Security Personnel	1
<b>Total Campus Population</b>	<b>128</b>



## Fisk University - 2009

GROUP A OFFENSES	Offense	Rate per 1,000	Cleared	% Cleared
<b>Homicide Offenses (Total)</b>	<b>0</b>	<b>0.0</b>	<b>0</b>	<b>0.0</b>
Murder	0	0.0	0	0.0
Negligent Manslaughter	0	0.0	0	0.0
<b>Kidnaping/Abduction</b>	<b>0</b>	<b>0.0</b>	<b>0</b>	<b>0.0</b>
<b>Sex Offenses (Forcible) (Total)</b>	<b>1</b>	<b>1.2</b>	<b>0</b>	<b>0.0</b>
Forcible Rape	0	0.0	0	0.0
Forcible Sodomy	0	0.0	0	0.0
Sexual Assault W/Object	0	0.0	0	0.0
Forcible Fondling	1	1.2	0	0.0
<b>Robbery</b>	<b>0</b>	<b>0.0</b>	<b>0</b>	<b>0.0</b>
<b>Assault Offenses (Total)</b>	<b>7</b>	<b>8.3</b>	<b>4</b>	<b>57.1</b>
Aggravated Assault	0	0.0	0	0.0
Simple Assault	7	8.3	4	57.1
Intimidation	0	0.0	0	0.0
Stalking	0	0.0	0	0.0
<b>Arson</b>	<b>0</b>	<b>0.0</b>	<b>0</b>	<b>0.0</b>
<b>Extortion/Blackmail</b>	<b>0</b>	<b>0.0</b>	<b>0</b>	<b>0.0</b>
<b>Burglary</b>	<b>4</b>	<b>4.8</b>	<b>0</b>	<b>0.0</b>
<b>Larceny/Theft Offenses (Total)</b>	<b>10</b>	<b>11.9</b>	<b>0</b>	<b>0.0</b>
Theft - Pocket-picking	0	0.0	0	0.0
Theft - Purse Snatching	0	0.0	0	0.0
Theft - Shoplifting	0	0.0	0	0.0
Theft From Building	6	7.1	0	0.0
Theft From Coin Machine	0	0.0	0	0.0
Theft From Motor Vehicle	4	4.8	0	0.0
Theft of Motor Vehicle Parts	0	0.0	0	0.0
Theft - All Other Larceny	0	0.0	0	0.0
<b>Motor Vehicle Theft</b>	<b>0</b>	<b>0.0</b>	<b>0</b>	<b>0.0</b>
<b>Counterfeiting/Forgery</b>	<b>0</b>	<b>0.0</b>	<b>0</b>	<b>0.0</b>
<b>Fraud Offenses (Total)</b>	<b>0</b>	<b>0.0</b>	<b>0</b>	<b>0.0</b>
Fraud - False Pretenses	0	0.0	0	0.0
Fraud - Credit Card/ATM	0	0.0	0	0.0
Fraud - Impersonation	0	0.0	0	0.0
Fraud - Welfare	0	0.0	0	0.0
Fraud - Wire	0	0.0	0	0.0
<b>Embezzlement</b>	<b>0</b>	<b>0.0</b>	<b>0</b>	<b>0.0</b>
<b>Stolen Property Offenses</b>	<b>0</b>	<b>0.0</b>	<b>0</b>	<b>0.0</b>
<b>Destruction/Damage/Vandalism</b>	<b>5</b>	<b>5.9</b>	<b>1</b>	<b>20.0</b>
<b>Drug/Narcotic Violations (Total)</b>	<b>0</b>	<b>0.0</b>	<b>0</b>	<b>0.0</b>
Drug/Narcotic Violations	0	0.0	0	0.0
Drug/Narcotic Equipment Violations	0	0.0	0	0.0

GROUP A OFFENSES	Offense	Rate per 1,000	Cleared	% Cleared
<b>Sex Offenses (Nonforcible) (Total)</b>	<b>0</b>	<b>0.0</b>	<b>0</b>	<b>0.0</b>
Incest	0	0.0	0	0.0
Statutory Rape	0	0.0	0	0.0
<b>Pornography/Obscene Material</b>	<b>0</b>	<b>0.0</b>	<b>0</b>	<b>0.0</b>
<b>Gambling Offenses (Total)</b>	<b>0</b>	<b>0.0</b>	<b>0</b>	<b>0.0</b>
Gambling - Betting/Wagering	0	0.0	0	0.0
Gambling - Operating/Promoting	0	0.0	0	0.0
Gambling - Equipment Violations	0	0.0	0	0.0
Gambling - Sports Tampering	0	0.0	0	0.0
<b>Prostitution Offenses (Total)</b>	<b>0</b>	<b>0.0</b>	<b>0</b>	<b>0.0</b>
Prostitution	0	0.0	0	0.0
Prostitution Assisting/Promoting	0	0.0	0	0.0
<b>Bribery</b>	<b>0</b>	<b>0.0</b>	<b>0</b>	<b>0.0</b>
<b>Weapon Law Violations</b>	<b>0</b>	<b>0.0</b>	<b>0</b>	<b>0.0</b>

GROUP B OFFENSES	Offenses	Rate per 1,000
Bad Checks	0	0.0
Curfew/Vagrancy	0	0.0
Disorderly Conduct	0	0.0
DUI	0	0.0
Drunkenness	0	0.0
Family-Non Violent	0	0.0
Liquor Law Violations	1	1.2
Peeping Tom	0	0.0
Runaway	0	0.0
Trespass	0	0.0
All Other Offenses	0	0.0

2009 Fall Term Campus Population	
Undergraduate Enrollment	648
Graduate Enrollment	0
Staff Personnel	119
Faculty Personnel	63
Security Personnel	12
<b>Total Campus Population</b>	<b>842</b>



## Free Will Baptist Bible College - 2009

GROUP A OFFENSES	Offense	Rate per 1,000	Cleared	% Cleared
<b>Homicide Offenses (Total)</b>	<b>0</b>	<b>0.0</b>	<b>0</b>	<b>0.0</b>
Murder	0	0.0	0	0.0
Negligent Manslaughter	0	0.0	0	0.0
<b>Kidnaping/Abduction</b>	<b>0</b>	<b>0.0</b>	<b>0</b>	<b>0.0</b>
<b>Sex Offenses (Forcible) (Total)</b>	<b>0</b>	<b>0.0</b>	<b>0</b>	<b>0.0</b>
Forcible Rape	0	0.0	0	0.0
Forcible Sodomy	0	0.0	0	0.0
Sexual Assault W/Object	0	0.0	0	0.0
Forcible Fondling	0	0.0	0	0.0
<b>Robbery</b>	<b>0</b>	<b>0.0</b>	<b>0</b>	<b>0.0</b>
<b>Assault Offenses (Total)</b>	<b>0</b>	<b>0.0</b>	<b>0</b>	<b>0.0</b>
Aggravated Assault	0	0.0	0	0.0
Simple Assault	0	0.0	0	0.0
Intimidation	0	0.0	0	0.0
Stalking	0	0.0	0	0.0
<b>Arson</b>	<b>0</b>	<b>0.0</b>	<b>0</b>	<b>0.0</b>
<b>Extortion/Blackmail</b>	<b>0</b>	<b>0.0</b>	<b>0</b>	<b>0.0</b>
<b>Burglary</b>	<b>0</b>	<b>0.0</b>	<b>0</b>	<b>0.0</b>
<b>Larceny/Theft Offenses (Total)</b>	<b>0</b>	<b>0.0</b>	<b>0</b>	<b>0.0</b>
Theft - Pocket-picking	0	0.0	0	0.0
Theft - Purse Snatching	0	0.0	0	0.0
Theft - Shoplifting	0	0.0	0	0.0
Theft From Building	0	0.0	0	0.0
Theft From Coin Machine	0	0.0	0	0.0
Theft From Motor Vehicle	0	0.0	0	0.0
Theft of Motor Vehicle Parts	0	0.0	0	0.0
Theft - All Other Larceny	0	0.0	0	0.0
<b>Motor Vehicle Theft</b>	<b>0</b>	<b>0.0</b>	<b>0</b>	<b>0.0</b>
<b>Counterfeiting/Forgery</b>	<b>0</b>	<b>0.0</b>	<b>0</b>	<b>0.0</b>
<b>Fraud Offenses (Total)</b>	<b>0</b>	<b>0.0</b>	<b>0</b>	<b>0.0</b>
Fraud - False Pretenses	0	0.0	0	0.0
Fraud - Credit Card/ATM	0	0.0	0	0.0
Fraud - Impersonation	0	0.0	0	0.0
Fraud - Welfare	0	0.0	0	0.0
Fraud - Wire	0	0.0	0	0.0
<b>Embezzlement</b>	<b>0</b>	<b>0.0</b>	<b>0</b>	<b>0.0</b>
<b>Stolen Property Offenses</b>	<b>0</b>	<b>0.0</b>	<b>0</b>	<b>0.0</b>
<b>Destruction/Damage/Vandalism</b>	<b>0</b>	<b>0.0</b>	<b>0</b>	<b>0.0</b>
<b>Drug/Narcotic Violations (Total)</b>	<b>0</b>	<b>0.0</b>	<b>0</b>	<b>0.0</b>
Drug/Narcotic Violations	0	0.0	0	0.0
Drug/Narcotic Equipment Violations	0	0.0	0	0.0

GROUP A OFFENSES	Offense	Rate per 1,000	Cleared	% Cleared
<b>Sex Offenses (Nonforcible) (Total)</b>	<b>0</b>	<b>0.0</b>	<b>0</b>	<b>0.0</b>
Incest	0	0.0	0	0.0
Statutory Rape	0	0.0	0	0.0
<b>Pornography/Obscene Material</b>	<b>0</b>	<b>0.0</b>	<b>0</b>	<b>0.0</b>
<b>Gambling Offenses (Total)</b>	<b>0</b>	<b>0.0</b>	<b>0</b>	<b>0.0</b>
Gambling - Betting/Wagering	0	0.0	0	0.0
Gambling - Operating/Promoting	0	0.0	0	0.0
Gambling - Equipment Violations	0	0.0	0	0.0
Gambling - Sports Tampering	0	0.0	0	0.0
<b>Prostitution Offenses (Total)</b>	<b>0</b>	<b>0.0</b>	<b>0</b>	<b>0.0</b>
Prostitution	0	0.0	0	0.0
Prostitution Assisting/Promoting	0	0.0	0	0.0
<b>Bribery</b>	<b>0</b>	<b>0.0</b>	<b>0</b>	<b>0.0</b>
<b>Weapon Law Violations</b>	<b>0</b>	<b>0.0</b>	<b>0</b>	<b>0.0</b>

GROUP B OFFENSES	Offenses	Rate per 1,000
Bad Checks	0	0.0
Curfew/Vagrancy	0	0.0
Disorderly Conduct	0	0.0
DUI	0	0.0
Drunkenness	0	0.0
Family-Non Violent	0	0.0
Liquor Law Violations	0	0.0
Peeping Tom	0	0.0
Runaway	0	0.0
Trespass	0	0.0
All Other Offenses	0	0.0

2009 Fall Term Campus Population	
Undergraduate Enrollment	264
Graduate Enrollment	0
Staff Personnel	29
Faculty Personnel	19
Security Personnel	1
<b>Total Campus Population</b>	<b>313</b>





## Freed-Hardeman University - 2009

GROUP A OFFENSES	Offense	Rate per 1,000	Cleared	% Cleared
<b>Homicide Offenses (Total)</b>	<b>0</b>	<b>0.0</b>	<b>0</b>	<b>0.0</b>
Murder	0	0.0	0	0.0
Negligent Manslaughter	0	0.0	0	0.0
<b>Kidnaping/Abduction</b>	<b>0</b>	<b>0.0</b>	<b>0</b>	<b>0.0</b>
<b>Sex Offenses (Forcible) (Total)</b>	<b>0</b>	<b>0.0</b>	<b>0</b>	<b>0.0</b>
Forcible Rape	0	0.0	0	0.0
Forcible Sodomy	0	0.0	0	0.0
Sexual Assault W/Object	0	0.0	0	0.0
Forcible Fondling	0	0.0	0	0.0
<b>Robbery</b>	<b>0</b>	<b>0.0</b>	<b>0</b>	<b>0.0</b>
<b>Assault Offenses (Total)</b>	<b>1</b>	<b>0.6</b>	<b>0</b>	<b>0.0</b>
Aggravated Assault	0	0.0	0	0.0
Simple Assault	0	0.0	0	0.0
Intimidation	1	0.6	0	0.0
Stalking	0	0.0	0	0.0
<b>Arson</b>	<b>0</b>	<b>0.0</b>	<b>0</b>	<b>0.0</b>
<b>Extortion/Blackmail</b>	<b>0</b>	<b>0.0</b>	<b>0</b>	<b>0.0</b>
<b>Burglary</b>	<b>1</b>	<b>0.6</b>	<b>0</b>	<b>0.0</b>
<b>Larceny/Theft Offenses (Total)</b>	<b>19</b>	<b>9.7</b>	<b>1</b>	<b>5.3</b>
Theft - Pocket-picking	0	0.0	0	0.0
Theft - Purse Snatching	0	0.0	0	0.0
Theft - Shoplifting	0	0.0	0	0.0
Theft From Building	15	8.5	1	6.7
Theft From Coin Machine	0	0.0	0	0.0
Theft From Motor Vehicle	4	2.3	0	0.0
Theft of Motor Vehicle Parts	0	0.0	0	0.0
Theft - All Other Larceny	0	0.0	0	0.0
<b>Motor Vehicle Theft</b>	<b>0</b>	<b>0.0</b>	<b>0</b>	<b>0.0</b>
<b>Counterfeiting/Forgery</b>	<b>0</b>	<b>0.0</b>	<b>0</b>	<b>0.0</b>
<b>Fraud Offenses (Total)</b>	<b>0</b>	<b>0.0</b>	<b>0</b>	<b>0.0</b>
Fraud - False Pretenses	0	0.0	0	0.0
Fraud - Credit Card/ATM	0	0.0	0	0.0
Fraud - Impersonation	0	0.0	0	0.0
Fraud - Welfare	0	0.0	0	0.0
Fraud - Wire	0	0.0	0	0.0
<b>Embezzlement</b>	<b>0</b>	<b>0.0</b>	<b>0</b>	<b>0.0</b>
<b>Stolen Property Offenses</b>	<b>0</b>	<b>0.0</b>	<b>0</b>	<b>0.0</b>
<b>Destruction/Damage/Vandalism</b>	<b>3</b>	<b>1.7</b>	<b>0</b>	<b>0.0</b>
<b>Drug/Narcotic Violations (Total)</b>	<b>2</b>	<b>1.1</b>	<b>0</b>	<b>0.0</b>
Drug/Narcotic Violations	1	0.6	0	0.0
Drug/Narcotic Equipment Violations	1	0.6	0	0.0

GROUP A OFFENSES	Offense	Rate per 1,000	Cleared	% Cleared
<b>Sex Offenses (Nonforcible) (Total)</b>	<b>0</b>	<b>0.0</b>	<b>0</b>	<b>0.0</b>
Incest	0	0.0	0	0.0
Statutory Rape	0	0.0	0	0.0
<b>Pornography/Obscene Material</b>	<b>0</b>	<b>0.0</b>	<b>0</b>	<b>0.0</b>
<b>Gambling Offenses (Total)</b>	<b>0</b>	<b>0.0</b>	<b>0</b>	<b>0.0</b>
Gambling - Betting/Wagering	0	0.0	0	0.0
Gambling - Operating/Promoting	0	0.0	0	0.0
Gambling - Equipment Violations	0	0.0	0	0.0
Gambling - Sports Tampering	0	0.0	0	0.0
<b>Prostitution Offenses (Total)</b>	<b>0</b>	<b>0.0</b>	<b>0</b>	<b>0.0</b>
Prostitution	0	0.0	0	0.0
Prostitution Assisting/Promoting	0	0.0	0	0.0
<b>Bribery</b>	<b>0</b>	<b>0.0</b>	<b>0</b>	<b>0.0</b>
<b>Weapon Law Violations</b>	<b>0</b>	<b>0.0</b>	<b>0</b>	<b>0.0</b>

GROUP B OFFENSES	Offenses	Rate per 1,000
Bad Checks	0	0.0
Curfew/Vagrancy	0	0.0
Disorderly Conduct	0	0.0
DUI	0	0.0
Drunkenness	0	0.0
Family-Non Violent	0	0.0
Liquor Law Violations	0	0.0
Peeping Tom	0	0.0
Runaway	0	0.0
Trespass	0	0.0
All Other Offenses	0	0.0

2009 Fall Term Campus Population	
Undergraduate Enrollment	1,404
Graduate Enrollment	94
Staff Personnel	156
Faculty Personnel	107
Security Personnel	7
<b>Total Campus Population</b>	<b>1,768</b>



## Harding University Graduate School of Religion - 2009

GROUP A OFFENSES	Offense	Rate per 1,000	Cleared	% Cleared
<b>Homicide Offenses (Total)</b>	<b>0</b>	<b>0.0</b>	<b>0</b>	<b>0.0</b>
Murder	0	0.0	0	0.0
Negligent Manslaughter	0	0.0	0	0.0
<b>Kidnaping/Abduction</b>	<b>0</b>	<b>0.0</b>	<b>0</b>	<b>0.0</b>
<b>Sex Offenses (Forcible) (Total)</b>	<b>0</b>	<b>0.0</b>	<b>0</b>	<b>0.0</b>
Forcible Rape	0	0.0	0	0.0
Forcible Sodomy	0	0.0	0	0.0
Sexual Assault W/Object	0	0.0	0	0.0
Forcible Fondling	0	0.0	0	0.0
<b>Robbery</b>	<b>0</b>	<b>0.0</b>	<b>0</b>	<b>0.0</b>
<b>Assault Offenses (Total)</b>	<b>0</b>	<b>0.0</b>	<b>0</b>	<b>0.0</b>
Aggravated Assault	0	0.0	0	0.0
Simple Assault	0	0.0	0	0.0
Intimidation	0	0.0	0	0.0
Stalking	0	0.0	0	0.0
<b>Arson</b>	<b>0</b>	<b>0.0</b>	<b>0</b>	<b>0.0</b>
<b>Extortion/Blackmail</b>	<b>0</b>	<b>0.0</b>	<b>0</b>	<b>0.0</b>
<b>Burglary</b>	<b>1</b>	<b>5.4</b>	<b>0</b>	<b>0.0</b>
<b>Larceny/Theft Offenses (Total)</b>	<b>0</b>	<b>0.0</b>	<b>0</b>	<b>0.0</b>
Theft - Pocket-picking	0	0.0	0	0.0
Theft - Purse Snatching	0	0.0	0	0.0
Theft - Shoplifting	0	0.0	0	0.0
Theft From Building	0	0.0	0	0.0
Theft From Coin Machine	0	0.0	0	0.0
Theft From Motor Vehicle	0	0.0	0	0.0
Theft of Motor Vehicle Parts	0	0.0	0	0.0
Theft - All Other Larceny	0	0.0	0	0.0
<b>Motor Vehicle Theft</b>	<b>0</b>	<b>0.0</b>	<b>0</b>	<b>0.0</b>
<b>Counterfeiting/Forgery</b>	<b>0</b>	<b>0.0</b>	<b>0</b>	<b>0.0</b>
<b>Fraud Offenses (Total)</b>	<b>0</b>	<b>0.0</b>	<b>0</b>	<b>0.0</b>
Fraud - False Pretenses	0	0.0	0	0.0
Fraud - Credit Card/ATM	0	0.0	0	0.0
Fraud - Impersonation	0	0.0	0	0.0
Fraud - Welfare	0	0.0	0	0.0
Fraud - Wire	0	0.0	0	0.0
<b>Embezzlement</b>	<b>0</b>	<b>0.0</b>	<b>0</b>	<b>0.0</b>
<b>Stolen Property Offenses</b>	<b>0</b>	<b>0.0</b>	<b>0</b>	<b>0.0</b>
<b>Destruction/Damage/Vandalism</b>	<b>0</b>	<b>0.0</b>	<b>0</b>	<b>0.0</b>
<b>Drug/Narcotic Violations (Total)</b>	<b>0</b>	<b>0.0</b>	<b>0</b>	<b>0.0</b>
Drug/Narcotic Violations	0	0.0	0	0.0
Drug/Narcotic Equipment Violations	0	0.0	0	0.0

GROUP A OFFENSES	Offense	Rate per 1,000	Cleared	% Cleared
<b>Sex Offenses (Nonforcible) (Total)</b>	<b>0</b>	<b>0.0</b>	<b>0</b>	<b>0.0</b>
Incest	0	0.0	0	0.0
Statutory Rape	0	0.0	0	0.0
<b>Pornography/Obscene Material</b>	<b>0</b>	<b>0.0</b>	<b>0</b>	<b>0.0</b>
<b>Gambling Offenses (Total)</b>	<b>0</b>	<b>0.0</b>	<b>0</b>	<b>0.0</b>
Gambling - Betting/Wagering	0	0.0	0	0.0
Gambling - Operating/Promoting	0	0.0	0	0.0
Gambling - Equipment Violations	0	0.0	0	0.0
Gambling - Sports Tampering	0	0.0	0	0.0
<b>Prostitution Offenses (Total)</b>	<b>0</b>	<b>0.0</b>	<b>0</b>	<b>0.0</b>
Prostitution	0	0.0	0	0.0
Prostitution Assisting/Promoting	0	0.0	0	0.0
<b>Bribery</b>	<b>0</b>	<b>0.0</b>	<b>0</b>	<b>0.0</b>
<b>Weapon Law Violations</b>	<b>0</b>	<b>0.0</b>	<b>0</b>	<b>0.0</b>

GROUP B OFFENSES	Offenses	Rate per 1,000
Bad Checks	0	0.0
Curfew/Vagrancy	0	0.0
Disorderly Conduct	0	0.0
DUI	0	0.0
Drunkenness	0	0.0
Family-Non Violent	0	0.0
Liquor Law Violations	0	0.0
Peeping Tom	0	0.0
Runaway	0	0.0
Trespass	1	5.4
All Other Offenses	0	0.0

2009 Fall Term Campus Population	
Undergraduate Enrollment	0
Graduate Enrollment	159
Staff Personnel	7
Faculty Personnel	17
Security Personnel	3
<b>Total Campus Population</b>	<b>186</b>



## Hiwassee College - 2009

GROUP A OFFENSES	Offense	Rate per 1,000	Cleared	% Cleared
<b>Homicide Offenses (Total)</b>	<b>0</b>	<b>0.0</b>	<b>0</b>	<b>0.0</b>
Murder	0	0.0	0	0.0
Negligent Manslaughter	0	0.0	0	0.0
<b>Kidnaping/Abduction</b>	<b>0</b>	<b>0.0</b>	<b>0</b>	<b>0.0</b>
<b>Sex Offenses (Forcible) (Total)</b>	<b>0</b>	<b>0.0</b>	<b>0</b>	<b>0.0</b>
Forcible Rape	0	0.0	0	0.0
Forcible Sodomy	0	0.0	0	0.0
Sexual Assault W/Object	0	0.0	0	0.0
Forcible Fondling	0	0.0	0	0.0
<b>Robbery</b>	<b>0</b>	<b>0.0</b>	<b>0</b>	<b>0.0</b>
<b>Assault Offenses (Total)</b>	<b>1</b>	<b>4.5</b>	<b>0</b>	<b>0.0</b>
Aggravated Assault	0	0.0	0	0.0
Simple Assault	1	4.5	0	0.0
Intimidation	0	0.0	0	0.0
Stalking	0	0.0	0	0.0
<b>Arson</b>	<b>0</b>	<b>0.0</b>	<b>0</b>	<b>0.0</b>
<b>Extortion/Blackmail</b>	<b>0</b>	<b>0.0</b>	<b>0</b>	<b>0.0</b>
<b>Burglary</b>	<b>2</b>	<b>9.0</b>	<b>0</b>	<b>0.0</b>
<b>Larceny/Theft Offenses (Total)</b>	<b>1</b>	<b>4.5</b>	<b>0</b>	<b>0.0</b>
Theft - Pocket-picking	0	0.0	0	0.0
Theft - Purse Snatching	0	0.0	0	0.0
Theft - Shoplifting	0	0.0	0	0.0
Theft From Building	1	4.5	0	0.0
Theft From Coin Machine	0	0.0	0	0.0
Theft From Motor Vehicle	0	0.0	0	0.0
Theft of Motor Vehicle Parts	0	0.0	0	0.0
Theft - All Other Larceny	0	0.0	0	0.0
<b>Motor Vehicle Theft</b>	<b>0</b>	<b>0.0</b>	<b>0</b>	<b>0.0</b>
<b>Counterfeiting/Forgery</b>	<b>0</b>	<b>0.0</b>	<b>0</b>	<b>0.0</b>
<b>Fraud Offenses (Total)</b>	<b>0</b>	<b>0.0</b>	<b>0</b>	<b>0.0</b>
Fraud - False Pretenses	0	0.0	0	0.0
Fraud - Credit Card/ATM	0	0.0	0	0.0
Fraud - Impersonation	0	0.0	0	0.0
Fraud - Welfare	0	0.0	0	0.0
Fraud - Wire	0	0.0	0	0.0
<b>Embezzlement</b>	<b>0</b>	<b>0.0</b>	<b>0</b>	<b>0.0</b>
<b>Stolen Property Offenses</b>	<b>0</b>	<b>0.0</b>	<b>0</b>	<b>0.0</b>
<b>Destruction/Damage/Vandalism</b>	<b>0</b>	<b>0.0</b>	<b>0</b>	<b>0.0</b>
<b>Drug/Narcotic Violations (Total)</b>	<b>1</b>	<b>4.5</b>	<b>0</b>	<b>0.0</b>
Drug/Narcotic Violations	1	4.5	0	0.0
Drug/Narcotic Equipment Violations	0	0.0	0	0.0

GROUP A OFFENSES	Offense	Rate per 1,000	Cleared	% Cleared
<b>Sex Offenses (Nonforcible) (Total)</b>	<b>0</b>	<b>0.0</b>	<b>0</b>	<b>0.0</b>
Incest	0	0.0	0	0.0
Statutory Rape	0	0.0	0	0.0
<b>Pornography/Obscene Material</b>	<b>0</b>	<b>0.0</b>	<b>0</b>	<b>0.0</b>
<b>Gambling Offenses (Total)</b>	<b>0</b>	<b>0.0</b>	<b>0</b>	<b>0.0</b>
Gambling - Betting/Wagering	0	0.0	0	0.0
Gambling - Operating/Promoting	0	0.0	0	0.0
Gambling - Equipment Violations	0	0.0	0	0.0
Gambling - Sports Tampering	0	0.0	0	0.0
<b>Prostitution Offenses (Total)</b>	<b>0</b>	<b>0.0</b>	<b>0</b>	<b>0.0</b>
Prostitution	0	0.0	0	0.0
Prostitution Assisting/Promoting	0	0.0	0	0.0
<b>Bribery</b>	<b>0</b>	<b>0.0</b>	<b>0</b>	<b>0.0</b>
<b>Weapon Law Violations</b>	<b>0</b>	<b>0.0</b>	<b>0</b>	<b>0.0</b>

GROUP B OFFENSES	Offenses	Rate per 1,000
Bad Checks	0	0.0
Curfew/Vagrancy	0	0.0
Disorderly Conduct	0	0.0
DUI	0	0.0
Drunkenness	0	0.0
Family-Non Violent	0	0.0
Liquor Law Violations	0	0.0
Peeping Tom	0	0.0
Runaway	0	0.0
Trespass	0	0.0
All Other Offenses	0	0.0

2009 Fall Term Campus Population	
Undergraduate Enrollment	139
Graduate Enrollment	0
Staff Personnel	54
Faculty Personnel	27
Security Personnel	3
<b>Total Campus Population</b>	<b>223</b>



## International Academy of Design - 2009

GROUP A OFFENSES	Offense	Rate per 1,000	Cleared	% Cleared
<b>Homicide Offenses (Total)</b>	<b>0</b>	<b>0.0</b>	<b>0</b>	<b>0.0</b>
Murder	0	0.0	0	0.0
Negligent Manslaughter	0	0.0	0	0.0
<b>Kidnaping/Abduction</b>	<b>0</b>	<b>0.0</b>	<b>0</b>	<b>0.0</b>
<b>Sex Offenses (Forcible) (Total)</b>	<b>0</b>	<b>0.0</b>	<b>0</b>	<b>0.0</b>
Forcible Rape	0	0.0	0	0.0
Forcible Sodomy	0	0.0	0	0.0
Sexual Assault W/Object	0	0.0	0	0.0
Forcible Fondling	0	0.0	0	0.0
<b>Robbery</b>	<b>0</b>	<b>0.0</b>	<b>0</b>	<b>0.0</b>
<b>Assault Offenses (Total)</b>	<b>0</b>	<b>0.0</b>	<b>0</b>	<b>0.0</b>
Aggravated Assault	0	0.0	0	0.0
Simple Assault	0	0.0	0	0.0
Intimidation	0	0.0	0	0.0
Stalking	0	0.0	0	0.0
<b>Arson</b>	<b>0</b>	<b>0.0</b>	<b>0</b>	<b>0.0</b>
<b>Extortion/Blackmail</b>	<b>0</b>	<b>0.0</b>	<b>0</b>	<b>0.0</b>
<b>Burglary</b>	<b>0</b>	<b>0.0</b>	<b>0</b>	<b>0.0</b>
<b>Larceny/Theft Offenses (Total)</b>	<b>0</b>	<b>0.0</b>	<b>0</b>	<b>0.0</b>
Theft - Pocket-picking	0	0.0	0	0.0
Theft - Purse Snatching	0	0.0	0	0.0
Theft - Shoplifting	0	0.0	0	0.0
Theft From Building	0	0.0	0	0.0
Theft From Coin Machine	0	0.0	0	0.0
Theft From Motor Vehicle	0	0.0	0	0.0
Theft of Motor Vehicle Parts	0	0.0	0	0.0
Theft - All Other Larceny	0	0.0	0	0.0
<b>Motor Vehicle Theft</b>	<b>0</b>	<b>0.0</b>	<b>0</b>	<b>0.0</b>
<b>Counterfeiting/Forgery</b>	<b>0</b>	<b>0.0</b>	<b>0</b>	<b>0.0</b>
<b>Fraud Offenses (Total)</b>	<b>0</b>	<b>0.0</b>	<b>0</b>	<b>0.0</b>
Fraud - False Pretenses	0	0.0	0	0.0
Fraud - Credit Card/ATM	0	0.0	0	0.0
Fraud - Impersonation	0	0.0	0	0.0
Fraud - Welfare	0	0.0	0	0.0
Fraud - Wire	0	0.0	0	0.0
<b>Embezzlement</b>	<b>0</b>	<b>0.0</b>	<b>0</b>	<b>0.0</b>
<b>Stolen Property Offenses</b>	<b>0</b>	<b>0.0</b>	<b>0</b>	<b>0.0</b>
<b>Destruction/Damage/Vandalism</b>	<b>0</b>	<b>0.0</b>	<b>0</b>	<b>0.0</b>
<b>Drug/Narcotic Violations (Total)</b>	<b>0</b>	<b>0.0</b>	<b>0</b>	<b>0.0</b>
Drug/Narcotic Violations	0	0.0	0	0.0
Drug/Narcotic Equipment Violations	0	0.0	0	0.0

GROUP A OFFENSES	Offense	Rate per 1,000	Cleared	% Cleared
<b>Sex Offenses (Nonforcible) (Total)</b>	<b>0</b>	<b>0.0</b>	<b>0</b>	<b>0.0</b>
Incest	0	0.0	0	0.0
Statutory Rape	0	0.0	0	0.0
<b>Pornography/Obscene Material</b>	<b>0</b>	<b>0.0</b>	<b>0</b>	<b>0.0</b>
<b>Gambling Offenses (Total)</b>	<b>0</b>	<b>0.0</b>	<b>0</b>	<b>0.0</b>
Gambling - Betting/Wagering	0	0.0	0	0.0
Gambling - Operating/Promoting	0	0.0	0	0.0
Gambling - Equipment Violations	0	0.0	0	0.0
Gambling - Sports Tampering	0	0.0	0	0.0
<b>Prostitution Offenses (Total)</b>	<b>0</b>	<b>0.0</b>	<b>0</b>	<b>0.0</b>
Prostitution	0	0.0	0	0.0
Prostitution Assisting/Promoting	0	0.0	0	0.0
<b>Bribery</b>	<b>0</b>	<b>0.0</b>	<b>0</b>	<b>0.0</b>
<b>Weapon Law Violations</b>	<b>0</b>	<b>0.0</b>	<b>0</b>	<b>0.0</b>

GROUP B OFFENSES	Offenses	Rate per 1,000
Bad Checks	0	0.0
Curfew/Vagrancy	0	0.0
Disorderly Conduct	0	0.0
DUI	0	0.0
Drunkenness	0	0.0
Family-Non Violent	0	0.0
Liquor Law Violations	0	0.0
Peeping Tom	0	0.0
Runaway	0	0.0
Trespass	0	0.0
All Other Offenses	0	0.0

2009 Fall Term Campus Population	
Undergraduate Enrollment	503
Graduate Enrollment	0
Staff Personnel	25
Faculty Personnel	51
Security Personnel	1
<b>Total Campus Population</b>	<b>580</b>



## Jackson State Community College - 2009

GROUP A OFFENSES	Offense	Rate per 1,000	Cleared	% Cleared
<b>Homicide Offenses (Total)</b>	<b>0</b>	<b>0.0</b>	<b>0</b>	<b>0.0</b>
Murder	0	0.0	0	0.0
Negligent Manslaughter	0	0.0	0	0.0
<b>Kidnaping/Abduction</b>	<b>0</b>	<b>0.0</b>	<b>0</b>	<b>0.0</b>
<b>Sex Offenses (Forcible) (Total)</b>	<b>0</b>	<b>0.0</b>	<b>0</b>	<b>0.0</b>
Forcible Rape	0	0.0	0	0.0
Forcible Sodomy	0	0.0	0	0.0
Sexual Assault W/Object	0	0.0	0	0.0
Forcible Fondling	0	0.0	0	0.0
<b>Robbery</b>	<b>0</b>	<b>0.0</b>	<b>0</b>	<b>0.0</b>
<b>Assault Offenses (Total)</b>	<b>1</b>	<b>0.3</b>	<b>0</b>	<b>0.0</b>
Aggravated Assault	0	0.0	0	0.0
Simple Assault	0	0.0	0	0.0
Intimidation	1	0.3	0	0.0
Stalking	0	0.0	0	0.0
<b>Arson</b>	<b>0</b>	<b>0.0</b>	<b>0</b>	<b>0.0</b>
<b>Extortion/Blackmail</b>	<b>0</b>	<b>0.0</b>	<b>0</b>	<b>0.0</b>
<b>Burglary</b>	<b>0</b>	<b>0.0</b>	<b>0</b>	<b>0.0</b>
<b>Larceny/Theft Offenses (Total)</b>	<b>7</b>	<b>2.0</b>	<b>2</b>	<b>28.6</b>
Theft - Pocket-picking	0	0.0	0	0.0
Theft - Purse Snatching	0	0.0	0	0.0
Theft - Shoplifting	2	0.6	0	0.0
Theft From Building	3	0.8	2	66.7
Theft From Coin Machine	0	0.0	0	0.0
Theft From Motor Vehicle	2	0.6	0	0.0
Theft of Motor Vehicle Parts	0	0.0	0	0.0
Theft - All Other Larceny	0	0.0	0	0.0
<b>Motor Vehicle Theft</b>	<b>1</b>	<b>0.3</b>	<b>0</b>	<b>0.0</b>
<b>Counterfeiting/Forgery</b>	<b>0</b>	<b>0.0</b>	<b>0</b>	<b>0.0</b>
<b>Fraud Offenses (Total)</b>	<b>0</b>	<b>0.0</b>	<b>0</b>	<b>0.0</b>
Fraud - False Pretenses	0	0.0	0	0.0
Fraud - Credit Card/ATM	0	0.0	0	0.0
Fraud - Impersonation	0	0.0	0	0.0
Fraud - Welfare	0	0.0	0	0.0
Fraud - Wire	0	0.0	0	0.0
<b>Embezzlement</b>	<b>0</b>	<b>0.0</b>	<b>0</b>	<b>0.0</b>
<b>Stolen Property Offenses</b>	<b>0</b>	<b>0.0</b>	<b>0</b>	<b>0.0</b>
<b>Destruction/Damage/Vandalism</b>	<b>0</b>	<b>0.0</b>	<b>0</b>	<b>0.0</b>
<b>Drug/Narcotic Violations (Total)</b>	<b>0</b>	<b>0.0</b>	<b>0</b>	<b>0.0</b>
Drug/Narcotic Violations	0	0.0	0	0.0
Drug/Narcotic Equipment Violations	0	0.0	0	0.0

GROUP A OFFENSES	Offense	Rate per 1,000	Cleared	% Cleared
<b>Sex Offenses (Nonforcible) (Total)</b>	<b>0</b>	<b>0.0</b>	<b>0</b>	<b>0.0</b>
Incest	0	0.0	0	0.0
Statutory Rape	0	0.0	0	0.0
<b>Pornography/Obscene Material</b>	<b>0</b>	<b>0.0</b>	<b>0</b>	<b>0.0</b>
<b>Gambling Offenses (Total)</b>	<b>0</b>	<b>0.0</b>	<b>0</b>	<b>0.0</b>
Gambling - Betting/Wagering	0	0.0	0	0.0
Gambling - Operating/Promoting	0	0.0	0	0.0
Gambling - Equipment Violations	0	0.0	0	0.0
Gambling - Sports Tampering	0	0.0	0	0.0
<b>Prostitution Offenses (Total)</b>	<b>0</b>	<b>0.0</b>	<b>0</b>	<b>0.0</b>
Prostitution	0	0.0	0	0.0
Prostitution Assisting/Promoting	0	0.0	0	0.0
<b>Bribery</b>	<b>0</b>	<b>0.0</b>	<b>0</b>	<b>0.0</b>
<b>Weapon Law Violations</b>	<b>0</b>	<b>0.0</b>	<b>0</b>	<b>0.0</b>

GROUP B OFFENSES	Offenses	Rate per 1,000
Bad Checks	0	0.0
Curfew/Vagrancy	0	0.0
Disorderly Conduct	0	0.0
DUI	0	0.0
Drunkenness	0	0.0
Family-Non Violent	0	0.0
Liquor Law Violations	0	0.0
Peeping Tom	0	0.0
Runaway	0	0.0
Trespass	1	0.3
All Other Offenses	0	0.0

2009 Fall Term Campus Population	
Undergraduate Enrollment	3,312
Graduate Enrollment	0
Staff Personnel	155
Faculty Personnel	100
Security Personnel	6
<b>Total Campus Population</b>	<b>3,573</b>



## John A. Gupton College - 2009

GROUP A OFFENSES	Offense	Rate per 1,000	Cleared	% Cleared
<b>Homicide Offenses (Total)</b>	<b>0</b>	<b>0.0</b>	<b>0</b>	<b>0.0</b>
Murder	0	0.0	0	0.0
Negligent Manslaughter	0	0.0	0	0.0
<b>Kidnaping/Abduction</b>	<b>0</b>	<b>0.0</b>	<b>0</b>	<b>0.0</b>
<b>Sex Offenses (Forcible) (Total)</b>	<b>0</b>	<b>0.0</b>	<b>0</b>	<b>0.0</b>
Forcible Rape	0	0.0	0	0.0
Forcible Sodomy	0	0.0	0	0.0
Sexual Assault W/Object	0	0.0	0	0.0
Forcible Fondling	0	0.0	0	0.0
<b>Robbery</b>	<b>0</b>	<b>0.0</b>	<b>0</b>	<b>0.0</b>
<b>Assault Offenses (Total)</b>	<b>0</b>	<b>0.0</b>	<b>0</b>	<b>0.0</b>
Aggravated Assault	0	0.0	0	0.0
Simple Assault	0	0.0	0	0.0
Intimidation	0	0.0	0	0.0
Stalking	0	0.0	0	0.0
<b>Arson</b>	<b>0</b>	<b>0.0</b>	<b>0</b>	<b>0.0</b>
<b>Extortion/Blackmail</b>	<b>0</b>	<b>0.0</b>	<b>0</b>	<b>0.0</b>
<b>Burglary</b>	<b>0</b>	<b>0.0</b>	<b>0</b>	<b>0.0</b>
<b>Larceny/Theft Offenses (Total)</b>	<b>0</b>	<b>0.0</b>	<b>0</b>	<b>0.0</b>
Theft - Pocket-picking	0	0.0	0	0.0
Theft - Purse Snatching	0	0.0	0	0.0
Theft - Shoplifting	0	0.0	0	0.0
Theft From Building	0	0.0	0	0.0
Theft From Coin Machine	0	0.0	0	0.0
Theft From Motor Vehicle	0	0.0	0	0.0
Theft of Motor Vehicle Parts	0	0.0	0	0.0
Theft - All Other Larceny	0	0.0	0	0.0
<b>Motor Vehicle Theft</b>	<b>0</b>	<b>0.0</b>	<b>0</b>	<b>0.0</b>
<b>Counterfeiting/Forgery</b>	<b>0</b>	<b>0.0</b>	<b>0</b>	<b>0.0</b>
<b>Fraud Offenses (Total)</b>	<b>0</b>	<b>0.0</b>	<b>0</b>	<b>0.0</b>
Fraud - False Pretenses	0	0.0	0	0.0
Fraud - Credit Card/ATM	0	0.0	0	0.0
Fraud - Impersonation	0	0.0	0	0.0
Fraud - Welfare	0	0.0	0	0.0
Fraud - Wire	0	0.0	0	0.0
<b>Embezzlement</b>	<b>0</b>	<b>0.0</b>	<b>0</b>	<b>0.0</b>
<b>Stolen Property Offenses</b>	<b>0</b>	<b>0.0</b>	<b>0</b>	<b>0.0</b>
<b>Destruction/Damage/Vandalism</b>	<b>0</b>	<b>0.0</b>	<b>0</b>	<b>0.0</b>
<b>Drug/Narcotic Violations (Total)</b>	<b>0</b>	<b>0.0</b>	<b>0</b>	<b>0.0</b>
Drug/Narcotic Violations	0	0.0	0	0.0
Drug/Narcotic Equipment Violations	0	0.0	0	0.0

GROUP A OFFENSES	Offense	Rate per 1,000	Cleared	% Cleared
<b>Sex Offenses (Nonforcible) (Total)</b>	<b>0</b>	<b>0.0</b>	<b>0</b>	<b>0.0</b>
Incest	0	0.0	0	0.0
Statutory Rape	0	0.0	0	0.0
<b>Pornography/Obscene Material</b>	<b>0</b>	<b>0.0</b>	<b>0</b>	<b>0.0</b>
<b>Gambling Offenses (Total)</b>	<b>0</b>	<b>0.0</b>	<b>0</b>	<b>0.0</b>
Gambling - Betting/Wagering	0	0.0	0	0.0
Gambling - Operating/Promoting	0	0.0	0	0.0
Gambling - Equipment Violations	0	0.0	0	0.0
Gambling - Sports Tampering	0	0.0	0	0.0
<b>Prostitution Offenses (Total)</b>	<b>0</b>	<b>0.0</b>	<b>0</b>	<b>0.0</b>
Prostitution	0	0.0	0	0.0
Prostitution Assisting/Promoting	0	0.0	0	0.0
<b>Bribery</b>	<b>0</b>	<b>0.0</b>	<b>0</b>	<b>0.0</b>
<b>Weapon Law Violations</b>	<b>0</b>	<b>0.0</b>	<b>0</b>	<b>0.0</b>

GROUP B OFFENSES	Offenses	Rate per 1,000
Bad Checks	0	0.0
Curfew/Vagrancy	0	0.0
Disorderly Conduct	0	0.0
DUI	0	0.0
Drunkenness	0	0.0
Family-Non Violent	0	0.0
Liquor Law Violations	0	0.0
Peeping Tom	0	0.0
Runaway	0	0.0
Trespass	0	0.0
All Other Offenses	0	0.0

2009 Fall Term Campus Population	
Undergraduate Enrollment	113
Graduate Enrollment	0
Staff Personnel	4
Faculty Personnel	13
Security Personnel	1
<b>Total Campus Population</b>	<b>131</b>



## Johnson Bible College - 2009

GROUP A OFFENSES	Offense	Rate per 1,000	Cleared	% Cleared
<b>Homicide Offenses (Total)</b>	<b>0</b>	<b>0.0</b>	<b>0</b>	<b>0.0</b>
Murder	0	0.0	0	0.0
Negligent Manslaughter	0	0.0	0	0.0
<b>Kidnaping/Abduction</b>	<b>0</b>	<b>0.0</b>	<b>0</b>	<b>0.0</b>
<b>Sex Offenses (Forcible) (Total)</b>	<b>0</b>	<b>0.0</b>	<b>0</b>	<b>0.0</b>
Forcible Rape	0	0.0	0	0.0
Forcible Sodomy	0	0.0	0	0.0
Sexual Assault W/Object	0	0.0	0	0.0
Forcible Fondling	0	0.0	0	0.0
<b>Robbery</b>	<b>0</b>	<b>0.0</b>	<b>0</b>	<b>0.0</b>
<b>Assault Offenses (Total)</b>	<b>0</b>	<b>0.0</b>	<b>0</b>	<b>0.0</b>
Aggravated Assault	0	0.0	0	0.0
Simple Assault	0	0.0	0	0.0
Intimidation	0	0.0	0	0.0
Stalking	0	0.0	0	0.0
<b>Arson</b>	<b>0</b>	<b>0.0</b>	<b>0</b>	<b>0.0</b>
<b>Extortion/Blackmail</b>	<b>0</b>	<b>0.0</b>	<b>0</b>	<b>0.0</b>
<b>Burglary</b>	<b>2</b>	<b>2.4</b>	<b>0</b>	<b>0.0</b>
<b>Larceny/Theft Offenses (Total)</b>	<b>4</b>	<b>4.7</b>	<b>0</b>	<b>0.0</b>
Theft - Pocket-picking	0	0.0	0	0.0
Theft - Purse Snatching	0	0.0	0	0.0
Theft - Shoplifting	0	0.0	0	0.0
Theft From Building	3	3.6	0	0.0
Theft From Coin Machine	0	0.0	0	0.0
Theft From Motor Vehicle	0	0.0	0	0.0
Theft of Motor Vehicle Parts	0	0.0	0	0.0
Theft - All Other Larceny	1	1.2	0	0.0
<b>Motor Vehicle Theft</b>	<b>0</b>	<b>0.0</b>	<b>0</b>	<b>0.0</b>
<b>Counterfeiting/Forgery</b>	<b>0</b>	<b>0.0</b>	<b>0</b>	<b>0.0</b>
<b>Fraud Offenses (Total)</b>	<b>0</b>	<b>0.0</b>	<b>0</b>	<b>0.0</b>
Fraud - False Pretenses	0	0.0	0	0.0
Fraud - Credit Card/ATM	0	0.0	0	0.0
Fraud - Impersonation	0	0.0	0	0.0
Fraud - Welfare	0	0.0	0	0.0
Fraud - Wire	0	0.0	0	0.0
<b>Embezzlement</b>	<b>0</b>	<b>0.0</b>	<b>0</b>	<b>0.0</b>
<b>Stolen Property Offenses</b>	<b>0</b>	<b>0.0</b>	<b>0</b>	<b>0.0</b>
<b>Destruction/Damage/Vandalism</b>	<b>0</b>	<b>0.0</b>	<b>0</b>	<b>0.0</b>
<b>Drug/Narcotic Violations (Total)</b>	<b>0</b>	<b>0.0</b>	<b>0</b>	<b>0.0</b>
Drug/Narcotic Violations	0	0.0	0	0.0
Drug/Narcotic Equipment Violations	0	0.0	0	0.0

GROUP A OFFENSES	Offense	Rate per 1,000	Cleared	% Cleared
<b>Sex Offenses (Nonforcible) (Total)</b>	<b>0</b>	<b>0.0</b>	<b>0</b>	<b>0.0</b>
Incest	0	0.0	0	0.0
Statutory Rape	0	0.0	0	0.0
<b>Pornography/Obscene Material</b>	<b>0</b>	<b>0.0</b>	<b>0</b>	<b>0.0</b>
<b>Gambling Offenses (Total)</b>	<b>0</b>	<b>0.0</b>	<b>0</b>	<b>0.0</b>
Gambling - Betting/Wagering	0	0.0	0	0.0
Gambling - Operating/Promoting	0	0.0	0	0.0
Gambling - Equipment Violations	0	0.0	0	0.0
Gambling - Sports Tampering	0	0.0	0	0.0
<b>Prostitution Offenses (Total)</b>	<b>0</b>	<b>0.0</b>	<b>0</b>	<b>0.0</b>
Prostitution	0	0.0	0	0.0
Prostitution Assisting/Promoting	0	0.0	0	0.0
<b>Bribery</b>	<b>0</b>	<b>0.0</b>	<b>0</b>	<b>0.0</b>
<b>Weapon Law Violations</b>	<b>0</b>	<b>0.0</b>	<b>0</b>	<b>0.0</b>

GROUP B OFFENSES	Offenses	Rate per 1,000
Bad Checks	0	0.0
Curfew/Vagrancy	0	0.0
Disorderly Conduct	0	0.0
DUI	0	0.0
Drunkenness	0	0.0
Family-Non Violent	0	0.0
Liquor Law Violations	0	0.0
Peeping Tom	0	0.0
Runaway	0	0.0
Trespass	0	0.0
All Other Offenses	0	0.0

2009 Fall Term Campus Population	
Undergraduate Enrollment	639
Graduate Enrollment	30
Staff Personnel	86
Faculty Personnel	69
Security Personnel	20
<b>Total Campus Population</b>	<b>844</b>



## Kaplan Career Institute - 2009

GROUP A OFFENSES	Offense	Rate per 1,000	Cleared	% Cleared
<b>Homicide Offenses (Total)</b>	<b>0</b>	<b>0.0</b>	<b>0</b>	<b>0.0</b>
Murder	0	0.0	0	0.0
Negligent Manslaughter	0	0.0	0	0.0
<b>Kidnaping/Abduction</b>	<b>0</b>	<b>0.0</b>	<b>0</b>	<b>0.0</b>
<b>Sex Offenses (Forcible) (Total)</b>	<b>0</b>	<b>0.0</b>	<b>0</b>	<b>0.0</b>
Forcible Rape	0	0.0	0	0.0
Forcible Sodomy	0	0.0	0	0.0
Sexual Assault W/Object	0	0.0	0	0.0
Forcible Fondling	0	0.0	0	0.0
<b>Robbery</b>	<b>0</b>	<b>0.0</b>	<b>0</b>	<b>0.0</b>
<b>Assault Offenses (Total)</b>	<b>0</b>	<b>0.0</b>	<b>0</b>	<b>0.0</b>
Aggravated Assault	0	0.0	0	0.0
Simple Assault	0	0.0	0	0.0
Intimidation	0	0.0	0	0.0
Stalking	0	0.0	0	0.0
<b>Arson</b>	<b>0</b>	<b>0.0</b>	<b>0</b>	<b>0.0</b>
<b>Extortion/Blackmail</b>	<b>0</b>	<b>0.0</b>	<b>0</b>	<b>0.0</b>
<b>Burglary</b>	<b>0</b>	<b>0.0</b>	<b>0</b>	<b>0.0</b>
<b>Larceny/Theft Offenses (Total)</b>	<b>1</b>	<b>1.2</b>	<b>0</b>	<b>0.0</b>
Theft - Pocket-picking	0	0.0	0	0.0
Theft - Purse Snatching	0	0.0	0	0.0
Theft - Shoplifting	0	0.0	0	0.0
Theft From Building	0	0.0	0	0.0
Theft From Coin Machine	0	0.0	0	0.0
Theft From Motor Vehicle	1	1.2	0	0.0
Theft of Motor Vehicle Parts	0	0.0	0	0.0
Theft - All Other Larceny	0	0.0	0	0.0
<b>Motor Vehicle Theft</b>	<b>0</b>	<b>0.0</b>	<b>0</b>	<b>0.0</b>
<b>Counterfeiting/Forgery</b>	<b>0</b>	<b>0.0</b>	<b>0</b>	<b>0.0</b>
<b>Fraud Offenses (Total)</b>	<b>0</b>	<b>0.0</b>	<b>0</b>	<b>0.0</b>
Fraud - False Pretenses	0	0.0	0	0.0
Fraud - Credit Card/ATM	0	0.0	0	0.0
Fraud - Impersonation	0	0.0	0	0.0
Fraud - Welfare	0	0.0	0	0.0
Fraud - Wire	0	0.0	0	0.0
<b>Embezzlement</b>	<b>0</b>	<b>0.0</b>	<b>0</b>	<b>0.0</b>
<b>Stolen Property Offenses</b>	<b>0</b>	<b>0.0</b>	<b>0</b>	<b>0.0</b>
<b>Destruction/Damage/Vandalism</b>	<b>0</b>	<b>0.0</b>	<b>0</b>	<b>0.0</b>
<b>Drug/Narcotic Violations (Total)</b>	<b>0</b>	<b>0.0</b>	<b>0</b>	<b>0.0</b>
Drug/Narcotic Violations	0	0.0	0	0.0
Drug/Narcotic Equipment Violations	0	0.0	0	0.0

GROUP A OFFENSES	Offense	Rate per 1,000	Cleared	% Cleared
<b>Sex Offenses (Nonforcible) (Total)</b>	<b>0</b>	<b>0.0</b>	<b>0</b>	<b>0.0</b>
Incest	0	0.0	0	0.0
Statutory Rape	0	0.0	0	0.0
<b>Pornography/Obscene Material</b>	<b>0</b>	<b>0.0</b>	<b>0</b>	<b>0.0</b>
<b>Gambling Offenses (Total)</b>	<b>0</b>	<b>0.0</b>	<b>0</b>	<b>0.0</b>
Gambling - Betting/Wagering	0	0.0	0	0.0
Gambling - Operating/Promoting	0	0.0	0	0.0
Gambling - Equipment Violations	0	0.0	0	0.0
Gambling - Sports Tampering	0	0.0	0	0.0
<b>Prostitution Offenses (Total)</b>	<b>0</b>	<b>0.0</b>	<b>0</b>	<b>0.0</b>
Prostitution	0	0.0	0	0.0
Prostitution Assisting/Promoting	0	0.0	0	0.0
<b>Bribery</b>	<b>0</b>	<b>0.0</b>	<b>0</b>	<b>0.0</b>
<b>Weapon Law Violations</b>	<b>0</b>	<b>0.0</b>	<b>0</b>	<b>0.0</b>

GROUP B OFFENSES	Offenses	Rate per 1,000
Bad Checks	0	0.0
Curfew/Vagrancy	0	0.0
Disorderly Conduct	0	0.0
DUI	0	0.0
Drunkenness	0	0.0
Family-Non Violent	0	0.0
Liquor Law Violations	0	0.0
Peeping Tom	0	0.0
Runaway	0	0.0
Trespass	0	0.0
All Other Offenses	0	0.0

2009 Fall Term Campus Population	
Undergraduate Enrollment	713
Graduate Enrollment	20
Staff Personnel	35
Faculty Personnel	60
Security Personnel	0
<b>Total Campus Population</b>	<b>828</b>





## King College - 2009

GROUP A OFFENSES	Offense	Rate per 1,000	Cleared	% Cleared
<b>Homicide Offenses (Total)</b>	<b>0</b>	<b>0.0</b>	<b>0</b>	<b>0.0</b>
Murder	0	0.0	0	0.0
Negligent Manslaughter	0	0.0	0	0.0
<b>Kidnaping/Abduction</b>	<b>0</b>	<b>0.0</b>	<b>0</b>	<b>0.0</b>
<b>Sex Offenses (Forcible) (Total)</b>	<b>0</b>	<b>0.0</b>	<b>0</b>	<b>0.0</b>
Forcible Rape	0	0.0	0	0.0
Forcible Sodomy	0	0.0	0	0.0
Sexual Assault W/Object	0	0.0	0	0.0
Forcible Fondling	0	0.0	0	0.0
<b>Robbery</b>	<b>0</b>	<b>0.0</b>	<b>0</b>	<b>0.0</b>
<b>Assault Offenses (Total)</b>	<b>5</b>	<b>2.5</b>	<b>2</b>	<b>40.0</b>
Aggravated Assault	0	0.0	0	0.0
Simple Assault	0	0.0	0	0.0
Intimidation	5	2.5	2	40.0
Stalking	0	0.0	0	0.0
<b>Arson</b>	<b>0</b>	<b>0.0</b>	<b>0</b>	<b>0.0</b>
<b>Extortion/Blackmail</b>	<b>0</b>	<b>0.0</b>	<b>0</b>	<b>0.0</b>
<b>Burglary</b>	<b>7</b>	<b>3.5</b>	<b>0</b>	<b>0.0</b>
<b>Larceny/Theft Offenses (Total)</b>	<b>7</b>	<b>3.5</b>	<b>1</b>	<b>14.3</b>
Theft - Pocket-picking	0	0.0	0	0.0
Theft - Purse Snatching	0	0.0	0	0.0
Theft - Shoplifting	0	0.0	0	0.0
Theft From Building	5	2.5	1	20.0
Theft From Coin Machine	0	0.0	0	0.0
Theft From Motor Vehicle	1	0.5	0	0.0
Theft of Motor Vehicle Parts	0	0.0	0	0.0
Theft - All Other Larceny	1	0.5	0	0.0
<b>Motor Vehicle Theft</b>	<b>0</b>	<b>0.0</b>	<b>0</b>	<b>0.0</b>
<b>Counterfeiting/Forgery</b>	<b>0</b>	<b>0.0</b>	<b>0</b>	<b>0.0</b>
<b>Fraud Offenses (Total)</b>	<b>1</b>	<b>0.5</b>	<b>1</b>	<b>100.0</b>
Fraud - False Pretenses	0	0.0	0	0.0
Fraud - Credit Card/ATM	1	0.5	1	100.0
Fraud - Impersonation	0	0.0	0	0.0
Fraud - Welfare	0	0.0	0	0.0
Fraud - Wire	0	0.0	0	0.0
<b>Embezzlement</b>	<b>1</b>	<b>0.5</b>	<b>1</b>	<b>100.0</b>
<b>Stolen Property Offenses</b>	<b>0</b>	<b>0.0</b>	<b>0</b>	<b>0.0</b>
<b>Destruction/Damage/Vandalism</b>	<b>10</b>	<b>5.0</b>	<b>0</b>	<b>0.0</b>
<b>Drug/Narcotic Violations (Total)</b>	<b>2</b>	<b>1.0</b>	<b>0</b>	<b>0.0</b>
Drug/Narcotic Violations	1	0.5	0	0.0
Drug/Narcotic Equipment Violations	1	0.5	0	0.0

GROUP A OFFENSES	Offense	Rate per 1,000	Cleared	% Cleared
<b>Sex Offenses (Nonforcible) (Total)</b>	<b>0</b>	<b>0.0</b>	<b>0</b>	<b>0.0</b>
Incest	0	0.0	0	0.0
Statutory Rape	0	0.0	0	0.0
<b>Pornography/Obscene Material</b>	<b>1</b>	<b>0.5</b>	<b>0</b>	<b>0.0</b>
<b>Gambling Offenses (Total)</b>	<b>0</b>	<b>0.0</b>	<b>0</b>	<b>0.0</b>
Gambling - Betting/Wagering	0	0.0	0	0.0
Gambling - Operating/Promoting	0	0.0	0	0.0
Gambling - Equipment Violations	0	0.0	0	0.0
Gambling - Sports Tampering	0	0.0	0	0.0
<b>Prostitution Offenses (Total)</b>	<b>0</b>	<b>0.0</b>	<b>0</b>	<b>0.0</b>
Prostitution	0	0.0	0	0.0
Prostitution Assisting/Promoting	0	0.0	0	0.0
<b>Bribery</b>	<b>0</b>	<b>0.0</b>	<b>0</b>	<b>0.0</b>
<b>Weapon Law Violations</b>	<b>0</b>	<b>0.0</b>	<b>0</b>	<b>0.0</b>

GROUP B OFFENSES	Offenses	Rate per 1,000
Bad Checks	0	0.0
Curfew/Vagrancy	0	0.0
Disorderly Conduct	0	0.0
DUI	0	0.0
Drunkenness	0	0.0
Family-Non Violent	0	0.0
Liquor Law Violations	0	0.0
Peeping Tom	0	0.0
Runaway	0	0.0
Trespass	0	0.0
All Other Offenses	0	0.0

2009 Fall Term Campus Population	
Undergraduate Enrollment	1,460
Graduate Enrollment	258
Staff Personnel	139
Faculty Personnel	138
Security Personnel	8
<b>Total Campus Population</b>	<b>2,003</b>



## Knoxville College - 2009

GROUP A OFFENSES	Offense	Rate per 1,000	Cleared	% Cleared
<b>Homicide Offenses (Total)</b>	<b>0</b>	<b>0.0</b>	<b>0</b>	<b>0.0</b>
Murder	0	0.0	0	0.0
Negligent Manslaughter	0	0.0	0	0.0
<b>Kidnaping/Abduction</b>	<b>0</b>	<b>0.0</b>	<b>0</b>	<b>0.0</b>
<b>Sex Offenses (Forcible) (Total)</b>	<b>0</b>	<b>0.0</b>	<b>0</b>	<b>0.0</b>
Forcible Rape	0	0.0	0	0.0
Forcible Sodomy	0	0.0	0	0.0
Sexual Assault W/Object	0	0.0	0	0.0
Forcible Fondling	0	0.0	0	0.0
<b>Robbery</b>	<b>0</b>	<b>0.0</b>	<b>0</b>	<b>0.0</b>
<b>Assault Offenses (Total)</b>	<b>1</b>	<b>7.5</b>	<b>1</b>	<b>100.0</b>
Aggravated Assault	1	7.5	1	100.0
Simple Assault	0	0.0	0	0.0
Intimidation	0	0.0	0	0.0
Stalking	0	0.0	0	0.0
<b>Arson</b>	<b>0</b>	<b>0.0</b>	<b>0</b>	<b>0.0</b>
<b>Extortion/Blackmail</b>	<b>0</b>	<b>0.0</b>	<b>0</b>	<b>0.0</b>
<b>Burglary</b>	<b>0</b>	<b>0.0</b>	<b>0</b>	<b>0.0</b>
<b>Larceny/Theft Offenses (Total)</b>	<b>0</b>	<b>0.0</b>	<b>0</b>	<b>0.0</b>
Theft - Pocket-picking	0	0.0	0	0.0
Theft - Purse Snatching	0	0.0	0	0.0
Theft - Shoplifting	0	0.0	0	0.0
Theft From Building	0	0.0	0	0.0
Theft From Coin Machine	0	0.0	0	0.0
Theft From Motor Vehicle	0	0.0	0	0.0
Theft of Motor Vehicle Parts	0	0.0	0	0.0
Theft - All Other Larceny	0	0.0	0	0.0
<b>Motor Vehicle Theft</b>	<b>0</b>	<b>0.0</b>	<b>0</b>	<b>0.0</b>
<b>Counterfeiting/Forgery</b>	<b>0</b>	<b>0.0</b>	<b>0</b>	<b>0.0</b>
<b>Fraud Offenses (Total)</b>	<b>0</b>	<b>0.0</b>	<b>0</b>	<b>0.0</b>
Fraud - False Pretenses	0	0.0	0	0.0
Fraud - Credit Card/ATM	0	0.0	0	0.0
Fraud - Impersonation	0	0.0	0	0.0
Fraud - Welfare	0	0.0	0	0.0
Fraud - Wire	0	0.0	0	0.0
<b>Embezzlement</b>	<b>0</b>	<b>0.0</b>	<b>0</b>	<b>0.0</b>
<b>Stolen Property Offenses</b>	<b>0</b>	<b>0.0</b>	<b>0</b>	<b>0.0</b>
<b>Destruction/Damage/Vandalism</b>	<b>0</b>	<b>0.0</b>	<b>0</b>	<b>0.0</b>
<b>Drug/Narcotic Violations (Total)</b>	<b>0</b>	<b>0.0</b>	<b>0</b>	<b>0.0</b>
Drug/Narcotic Violations	0	0.0	0	0.0
Drug/Narcotic Equipment Violations	0	0.0	0	0.0

GROUP A OFFENSES	Offense	Rate per 1,000	Cleared	% Cleared
<b>Sex Offenses (Nonforcible) (Total)</b>	<b>0</b>	<b>0.0</b>	<b>0</b>	<b>0.0</b>
Incest	0	0.0	0	0.0
Statutory Rape	0	0.0	0	0.0
<b>Pornography/Obscene Material</b>	<b>0</b>	<b>0.0</b>	<b>0</b>	<b>0.0</b>
<b>Gambling Offenses (Total)</b>	<b>0</b>	<b>0.0</b>	<b>0</b>	<b>0.0</b>
Gambling - Betting/Wagering	0	0.0	0	0.0
Gambling - Operating/Promoting	0	0.0	0	0.0
Gambling - Equipment Violations	0	0.0	0	0.0
Gambling - Sports Tampering	0	0.0	0	0.0
<b>Prostitution Offenses (Total)</b>	<b>0</b>	<b>0.0</b>	<b>0</b>	<b>0.0</b>
Prostitution	0	0.0	0	0.0
Prostitution Assisting/Promoting	0	0.0	0	0.0
<b>Bribery</b>	<b>0</b>	<b>0.0</b>	<b>0</b>	<b>0.0</b>
<b>Weapon Law Violations</b>	<b>0</b>	<b>0.0</b>	<b>0</b>	<b>0.0</b>

GROUP B OFFENSES	Offenses	Rate per 1,000
Bad Checks	0	0.0
Curfew/Vagrancy	0	0.0
Disorderly Conduct	0	0.0
DUI	0	0.0
Drunkenness	0	0.0
Family-Non Violent	0	0.0
Liquor Law Violations	0	0.0
Peeping Tom	0	0.0
Runaway	0	0.0
Trespass	0	0.0
All Other Offenses	0	0.0

2009 Fall Term Campus Population	
Undergraduate Enrollment	68
Graduate Enrollment	0
Staff Personnel	32
Faculty Personnel	25
Security Personnel	8
<b>Total Campus Population</b>	<b>133</b>



## Lambuth University - 2009

GROUP A OFFENSES	Offense	Rate per 1,000	Cleared	% Cleared
<b>Homicide Offenses (Total)</b>	<b>0</b>	<b>0.0</b>	<b>0</b>	<b>0.0</b>
Murder	0	0.0	0	0.0
Negligent Manslaughter	0	0.0	0	0.0
<b>Kidnaping/Abduction</b>	<b>0</b>	<b>0.0</b>	<b>0</b>	<b>0.0</b>
<b>Sex Offenses (Forcible) (Total)</b>	<b>0</b>	<b>0.0</b>	<b>0</b>	<b>0.0</b>
Forcible Rape	0	0.0	0	0.0
Forcible Sodomy	0	0.0	0	0.0
Sexual Assault W/Object	0	0.0	0	0.0
Forcible Fondling	0	0.0	0	0.0
<b>Robbery</b>	<b>0</b>	<b>0.0</b>	<b>0</b>	<b>0.0</b>
<b>Assault Offenses (Total)</b>	<b>2</b>	<b>2.6</b>	<b>0</b>	<b>0.0</b>
Aggravated Assault	1	1.3	0	0.0
Simple Assault	1	1.3	0	0.0
Intimidation	0	0.0	0	0.0
Stalking	0	0.0	0	0.0
<b>Arson</b>	<b>0</b>	<b>0.0</b>	<b>0</b>	<b>0.0</b>
<b>Extortion/Blackmail</b>	<b>0</b>	<b>0.0</b>	<b>0</b>	<b>0.0</b>
<b>Burglary</b>	<b>5</b>	<b>6.5</b>	<b>0</b>	<b>0.0</b>
<b>Larceny/Theft Offenses (Total)</b>	<b>17</b>	<b>22.2</b>	<b>0</b>	<b>0.0</b>
Theft - Pocket-picking	0	0.0	0	0.0
Theft - Purse Snatching	0	0.0	0	0.0
Theft - Shoplifting	0	0.0	0	0.0
Theft From Building	8	10.4	0	0.0
Theft From Coin Machine	0	0.0	0	0.0
Theft From Motor Vehicle	9	11.7	0	0.0
Theft of Motor Vehicle Parts	0	0.0	0	0.0
Theft - All Other Larceny	0	0.0	0	0.0
<b>Motor Vehicle Theft</b>	<b>1</b>	<b>1.3</b>	<b>1</b>	<b>100.0</b>
<b>Counterfeiting/Forgery</b>	<b>0</b>	<b>0.0</b>	<b>0</b>	<b>0.0</b>
<b>Fraud Offenses (Total)</b>	<b>0</b>	<b>0.0</b>	<b>0</b>	<b>0.0</b>
Fraud - False Pretenses	0	0.0	0	0.0
Fraud - Credit Card/ATM	0	0.0	0	0.0
Fraud - Impersonation	0	0.0	0	0.0
Fraud - Welfare	0	0.0	0	0.0
Fraud - Wire	0	0.0	0	0.0
<b>Embezzlement</b>	<b>0</b>	<b>0.0</b>	<b>0</b>	<b>0.0</b>
<b>Stolen Property Offenses</b>	<b>0</b>	<b>0.0</b>	<b>0</b>	<b>0.0</b>
<b>Destruction/Damage/Vandalism</b>	<b>4</b>	<b>5.2</b>	<b>0</b>	<b>0.0</b>
<b>Drug/Narcotic Violations (Total)</b>	<b>1</b>	<b>1.3</b>	<b>1</b>	<b>100.0</b>
Drug/Narcotic Violations	1	1.3	1	100.0
Drug/Narcotic Equipment Violations	0	0.0	0	0.0

GROUP A OFFENSES	Offense	Rate per 1,000	Cleared	% Cleared
<b>Sex Offenses (Nonforcible) (Total)</b>	<b>0</b>	<b>0.0</b>	<b>0</b>	<b>0.0</b>
Incest	0	0.0	0	0.0
Statutory Rape	0	0.0	0	0.0
<b>Pornography/Obscene Material</b>	<b>0</b>	<b>0.0</b>	<b>0</b>	<b>0.0</b>
<b>Gambling Offenses (Total)</b>	<b>0</b>	<b>0.0</b>	<b>0</b>	<b>0.0</b>
Gambling - Betting/Wagering	0	0.0	0	0.0
Gambling - Operating/Promoting	0	0.0	0	0.0
Gambling - Equipment Violations	0	0.0	0	0.0
Gambling - Sports Tampering	0	0.0	0	0.0
<b>Prostitution Offenses (Total)</b>	<b>0</b>	<b>0.0</b>	<b>0</b>	<b>0.0</b>
Prostitution	0	0.0	0	0.0
Prostitution Assisting/Promoting	0	0.0	0	0.0
<b>Bribery</b>	<b>0</b>	<b>0.0</b>	<b>0</b>	<b>0.0</b>
<b>Weapon Law Violations</b>	<b>0</b>	<b>0.0</b>	<b>0</b>	<b>0.0</b>

GROUP B OFFENSES	Offenses	Rate per 1,000
Bad Checks	0	0.0
Curfew/Vagrancy	0	0.0
Disorderly Conduct	0	0.0
DUI	0	0.0
Drunkenness	0	0.0
Family-Non Violent	0	0.0
Liquor Law Violations	0	0.0
Peeping Tom	0	0.0
Runaway	0	0.0
Trespass	0	0.0
All Other Offenses	0	0.0

2009 Fall Term Campus Population	
Undergraduate Enrollment	607
Graduate Enrollment	0
Staff Personnel	68
Faculty Personnel	84
Security Personnel	7
Total Campus Population	766



## Lane College - 2009

GROUP A OFFENSES	Offense	Rate per 1,000	Cleared	% Cleared
<b>Homicide Offenses (Total)</b>	<b>0</b>	<b>0.0</b>	<b>0</b>	<b>0.0</b>
Murder	0	0.0	0	0.0
Negligent Manslaughter	0	0.0	0	0.0
<b>Kidnaping/Abduction</b>	<b>0</b>	<b>0.0</b>	<b>0</b>	<b>0.0</b>
<b>Sex Offenses (Forcible) (Total)</b>	<b>0</b>	<b>0.0</b>	<b>0</b>	<b>0.0</b>
Forcible Rape	0	0.0	0	0.0
Forcible Sodomy	0	0.0	0	0.0
Sexual Assault W/Object	0	0.0	0	0.0
Forcible Fondling	0	0.0	0	0.0
<b>Robbery</b>	<b>1</b>	<b>0.4</b>	<b>0</b>	<b>0.0</b>
<b>Assault Offenses (Total)</b>	<b>30</b>	<b>11.2</b>	<b>18</b>	<b>60.0</b>
Aggravated Assault	0	0.0	0	0.0
Simple Assault	26	9.7	18	69.2
Intimidation	4	1.5	0	0.0
Stalking	0	0.0	0	0.0
<b>Arson</b>	<b>0</b>	<b>0.0</b>	<b>0</b>	<b>0.0</b>
<b>Extortion/Blackmail</b>	<b>0</b>	<b>0.0</b>	<b>0</b>	<b>0.0</b>
<b>Burglary</b>	<b>8</b>	<b>3.0</b>	<b>2</b>	<b>25.0</b>
<b>Larceny/Theft Offenses (Total)</b>	<b>19</b>	<b>7.1</b>	<b>2</b>	<b>10.5</b>
Theft - Pocket-picking	0	0.0	0	0.0
Theft - Purse Snatching	0	0.0	0	0.0
Theft - Shoplifting	0	0.0	0	0.0
Theft From Building	14	5.2	2	14.3
Theft From Coin Machine	0	0.0	0	0.0
Theft From Motor Vehicle	1	0.4	0	0.0
Theft of Motor Vehicle Parts	3	1.1	0	0.0
Theft - All Other Larceny	1	0.4	0	0.0
<b>Motor Vehicle Theft</b>	<b>1</b>	<b>0.4</b>	<b>0</b>	<b>0.0</b>
<b>Counterfeiting/Forgery</b>	<b>0</b>	<b>0.0</b>	<b>0</b>	<b>0.0</b>
<b>Fraud Offenses (Total)</b>	<b>2</b>	<b>0.7</b>	<b>1</b>	<b>50.0</b>
Fraud - False Pretenses	0	0.0	0	0.0
Fraud - Credit Card/ATM	0	0.0	0	0.0
Fraud - Impersonation	2	0.7	1	50.0
Fraud - Welfare	0	0.0	0	0.0
Fraud - Wire	0	0.0	0	0.0
<b>Embezzlement</b>	<b>0</b>	<b>0.0</b>	<b>0</b>	<b>0.0</b>
<b>Stolen Property Offenses</b>	<b>0</b>	<b>0.0</b>	<b>0</b>	<b>0.0</b>
<b>Destruction/Damage/Vandalism</b>	<b>18</b>	<b>6.7</b>	<b>6</b>	<b>33.3</b>
<b>Drug/Narcotic Violations (Total)</b>	<b>17</b>	<b>6.3</b>	<b>11</b>	<b>64.7</b>
Drug/Narcotic Violations	17	6.3	11	64.7
Drug/Narcotic Equipment Violations	0	0.0	0	0.0

GROUP A OFFENSES	Offense	Rate per 1,000	Cleared	% Cleared
<b>Sex Offenses (Nonforcible) (Total)</b>	<b>0</b>	<b>0.0</b>	<b>0</b>	<b>0.0</b>
Incest	0	0.0	0	0.0
Statutory Rape	0	0.0	0	0.0
<b>Pornography/Obscene Material</b>	<b>0</b>	<b>0.0</b>	<b>0</b>	<b>0.0</b>
<b>Gambling Offenses (Total)</b>	<b>2</b>	<b>0.7</b>	<b>1</b>	<b>50.0</b>
Gambling - Betting/Wagering	1	0.4	1	100.0
Gambling - Operating/Promoting	0	0.0	0	0.0
Gambling - Equipment Violations	1	0.4	0	0.0
Gambling - Sports Tampering	0	0.0	0	0.0
<b>Prostitution Offenses (Total)</b>	<b>0</b>	<b>0.0</b>	<b>0</b>	<b>0.0</b>
Prostitution	0	0.0	0	0.0
Prostitution Assisting/Promoting	0	0.0	0	0.0
<b>Bribery</b>	<b>0</b>	<b>0.0</b>	<b>0</b>	<b>0.0</b>
<b>Weapon Law Violations</b>	<b>2</b>	<b>0.7</b>	<b>2</b>	<b>100.0</b>

GROUP B OFFENSES	Offenses	Rate per 1,000
Bad Checks	0	0.0
Curfew/Vagrancy	0	0.0
Disorderly Conduct	4	1.5
DUI	0	0.0
Drunkenness	0	0.0
Family-Non Violent	0	0.0
Liquor Law Violations	4	1.5
Peeping Tom	0	0.0
Runaway	0	0.0
Trespass	0	0.0
All Other Offenses	2	0.7

2009 Fall Term Campus Population	
Undergraduate Enrollment	2,131
Graduate Enrollment	0
Staff Personnel	419
Faculty Personnel	100
Security Personnel	31
<b>Total Campus Population</b>	<b>2,681</b>



## Lee University - 2009

GROUP A OFFENSES	Offense	Rate per 1,000	Cleared	% Cleared
<b>Homicide Offenses (Total)</b>	<b>0</b>	<b>0.0</b>	<b>0</b>	<b>0.0</b>
Murder	0	0.0	0	0.0
Negligent Manslaughter	0	0.0	0	0.0
<b>Kidnaping/Abduction</b>	<b>0</b>	<b>0.0</b>	<b>0</b>	<b>0.0</b>
<b>Sex Offenses (Forcible) (Total)</b>	<b>0</b>	<b>0.0</b>	<b>0</b>	<b>0.0</b>
Forcible Rape	0	0.0	0	0.0
Forcible Sodomy	0	0.0	0	0.0
Sexual Assault W/Object	0	0.0	0	0.0
Forcible Fondling	0	0.0	0	0.0
<b>Robbery</b>	<b>0</b>	<b>0.0</b>	<b>0</b>	<b>0.0</b>
<b>Assault Offenses (Total)</b>	<b>0</b>	<b>0.0</b>	<b>0</b>	<b>0.0</b>
Aggravated Assault	0	0.0	0	0.0
Simple Assault	0	0.0	0	0.0
Intimidation	0	0.0	0	0.0
Stalking	0	0.0	0	0.0
<b>Arson</b>	<b>0</b>	<b>0.0</b>	<b>0</b>	<b>0.0</b>
<b>Extortion/Blackmail</b>	<b>0</b>	<b>0.0</b>	<b>0</b>	<b>0.0</b>
<b>Burglary</b>	<b>2</b>	<b>0.5</b>	<b>0</b>	<b>0.0</b>
<b>Larceny/Theft Offenses (Total)</b>	<b>44</b>	<b>10.3</b>	<b>0</b>	<b>0.0</b>
Theft - Pocket-picking	0	0.0	0	0.0
Theft - Purse Snatching	0	0.0	0	0.0
Theft - Shoplifting	0	0.0	0	0.0
Theft From Building	18	4.2	0	0.0
Theft From Coin Machine	0	0.0	0	0.0
Theft From Motor Vehicle	16	3.7	0	0.0
Theft of Motor Vehicle Parts	1	0.2	0	0.0
Theft - All Other Larceny	9	2.1	0	0.0
<b>Motor Vehicle Theft</b>	<b>0</b>	<b>0.0</b>	<b>0</b>	<b>0.0</b>
<b>Counterfeiting/Forgery</b>	<b>0</b>	<b>0.0</b>	<b>0</b>	<b>0.0</b>
<b>Fraud Offenses (Total)</b>	<b>0</b>	<b>0.0</b>	<b>0</b>	<b>0.0</b>
Fraud - False Pretenses	0	0.0	0	0.0
Fraud - Credit Card/ATM	0	0.0	0	0.0
Fraud - Impersonation	0	0.0	0	0.0
Fraud - Welfare	0	0.0	0	0.0
Fraud - Wire	0	0.0	0	0.0
<b>Embezzlement</b>	<b>0</b>	<b>0.0</b>	<b>0</b>	<b>0.0</b>
<b>Stolen Property Offenses</b>	<b>0</b>	<b>0.0</b>	<b>0</b>	<b>0.0</b>
<b>Destruction/Damage/Vandalism</b>	<b>5</b>	<b>1.2</b>	<b>0</b>	<b>0.0</b>
<b>Drug/Narcotic Violations (Total)</b>	<b>0</b>	<b>0.0</b>	<b>0</b>	<b>0.0</b>
Drug/Narcotic Violations	0	0.0	0	0.0
Drug/Narcotic Equipment Violations	0	0.0	0	0.0

GROUP A OFFENSES	Offense	Rate per 1,000	Cleared	% Cleared
<b>Sex Offenses (Nonforcible) (Total)</b>	<b>0</b>	<b>0.0</b>	<b>0</b>	<b>0.0</b>
Incest	0	0.0	0	0.0
Statutory Rape	0	0.0	0	0.0
<b>Pornography/Obscene Material</b>	<b>0</b>	<b>0.0</b>	<b>0</b>	<b>0.0</b>
<b>Gambling Offenses (Total)</b>	<b>0</b>	<b>0.0</b>	<b>0</b>	<b>0.0</b>
Gambling - Betting/Wagering	0	0.0	0	0.0
Gambling - Operating/Promoting	0	0.0	0	0.0
Gambling - Equipment Violations	0	0.0	0	0.0
Gambling - Sports Tampering	0	0.0	0	0.0
<b>Prostitution Offenses (Total)</b>	<b>0</b>	<b>0.0</b>	<b>0</b>	<b>0.0</b>
Prostitution	0	0.0	0	0.0
Prostitution Assisting/Promoting	0	0.0	0	0.0
<b>Bribery</b>	<b>0</b>	<b>0.0</b>	<b>0</b>	<b>0.0</b>
<b>Weapon Law Violations</b>	<b>0</b>	<b>0.0</b>	<b>0</b>	<b>0.0</b>

GROUP B OFFENSES	Offenses	Rate per 1,000
Bad Checks	0	0.0
Curfew/Vagrancy	0	0.0
Disorderly Conduct	0	0.0
DUI	0	0.0
Drunkenness	0	0.0
Family-Non Violent	0	0.0
Liquor Law Violations	0	0.0
Peeping Tom	0	0.0
Runaway	0	0.0
Trespass	0	0.0
All Other Offenses	0	0.0

2009 Fall Term Campus Population	
Undergraduate Enrollment	3,557
Graduate Enrollment	254
Staff Personnel	308
Faculty Personnel	157
Security Personnel	14
<b>Total Campus Population</b>	<b>4,290</b>



## LeMoyne-Owen College - 2009

GROUP A OFFENSES	Offense	Rate per 1,000	Cleared	% Cleared
<b>Homicide Offenses (Total)</b>	<b>0</b>	<b>0.0</b>	<b>0</b>	<b>0.0</b>
Murder	0	0.0	0	0.0
Negligent Manslaughter	0	0.0	0	0.0
<b>Kidnaping/Abduction</b>	<b>0</b>	<b>0.0</b>	<b>0</b>	<b>0.0</b>
<b>Sex Offenses (Forcible) (Total)</b>	<b>0</b>	<b>0.0</b>	<b>0</b>	<b>0.0</b>
Forcible Rape	0	0.0	0	0.0
Forcible Sodomy	0	0.0	0	0.0
Sexual Assault W/Object	0	0.0	0	0.0
Forcible Fondling	0	0.0	0	0.0
<b>Robbery</b>	<b>2</b>	<b>2.0</b>	<b>0</b>	<b>0.0</b>
<b>Assault Offenses (Total)</b>	<b>7</b>	<b>6.9</b>	<b>0</b>	<b>0.0</b>
Aggravated Assault	0	0.0	0	0.0
Simple Assault	4	4.0	0	0.0
Intimidation	3	3.0	0	0.0
Stalking	0	0.0	0	0.0
<b>Arson</b>	<b>0</b>	<b>0.0</b>	<b>0</b>	<b>0.0</b>
<b>Extortion/Blackmail</b>	<b>0</b>	<b>0.0</b>	<b>0</b>	<b>0.0</b>
<b>Burglary</b>	<b>0</b>	<b>0.0</b>	<b>0</b>	<b>0.0</b>
<b>Larceny/Theft Offenses (Total)</b>	<b>9</b>	<b>8.9</b>	<b>0</b>	<b>0.0</b>
Theft - Pocket-picking	0	0.0	0	0.0
Theft - Purse Snatching	0	0.0	0	0.0
Theft - Shoplifting	0	0.0	0	0.0
Theft From Building	8	7.9	0	0.0
Theft From Coin Machine	0	0.0	0	0.0
Theft From Motor Vehicle	1	1.0	0	0.0
Theft of Motor Vehicle Parts	0	0.0	0	0.0
Theft - All Other Larceny	0	0.0	0	0.0
<b>Motor Vehicle Theft</b>	<b>0</b>	<b>0.0</b>	<b>0</b>	<b>0.0</b>
<b>Counterfeiting/Forgery</b>	<b>0</b>	<b>0.0</b>	<b>0</b>	<b>0.0</b>
<b>Fraud Offenses (Total)</b>	<b>0</b>	<b>0.0</b>	<b>0</b>	<b>0.0</b>
Fraud - False Pretenses	0	0.0	0	0.0
Fraud - Credit Card/ATM	0	0.0	0	0.0
Fraud - Impersonation	0	0.0	0	0.0
Fraud - Welfare	0	0.0	0	0.0
Fraud - Wire	0	0.0	0	0.0
<b>Embezzlement</b>	<b>0</b>	<b>0.0</b>	<b>0</b>	<b>0.0</b>
<b>Stolen Property Offenses</b>	<b>0</b>	<b>0.0</b>	<b>0</b>	<b>0.0</b>
<b>Destruction/Damage/Vandalism</b>	<b>5</b>	<b>5.0</b>	<b>0</b>	<b>0.0</b>
<b>Drug/Narcotic Violations (Total)</b>	<b>3</b>	<b>3.0</b>	<b>0</b>	<b>0.0</b>
Drug/Narcotic Violations	2	2.0	0	0.0
Drug/Narcotic Equipment Violations	1	1.0	0	0.0

GROUP A OFFENSES	Offense	Rate per 1,000	Cleared	% Cleared
<b>Sex Offenses (Nonforcible) (Total)</b>	<b>0</b>	<b>0.0</b>	<b>0</b>	<b>0.0</b>
Incest	0	0.0	0	0.0
Statutory Rape	0	0.0	0	0.0
<b>Pornography/Obscene Material</b>	<b>0</b>	<b>0.0</b>	<b>0</b>	<b>0.0</b>
<b>Gambling Offenses (Total)</b>	<b>0</b>	<b>0.0</b>	<b>0</b>	<b>0.0</b>
Gambling - Betting/Wagering	0	0.0	0	0.0
Gambling - Operating/Promoting	0	0.0	0	0.0
Gambling - Equipment Violations	0	0.0	0	0.0
Gambling - Sports Tampering	0	0.0	0	0.0
<b>Prostitution Offenses (Total)</b>	<b>0</b>	<b>0.0</b>	<b>0</b>	<b>0.0</b>
Prostitution	0	0.0	0	0.0
Prostitution Assisting/Promoting	0	0.0	0	0.0
<b>Bribery</b>	<b>0</b>	<b>0.0</b>	<b>0</b>	<b>0.0</b>
<b>Weapon Law Violations</b>	<b>3</b>	<b>3.0</b>	<b>0</b>	<b>0.0</b>

GROUP B OFFENSES	Offenses	Rate per 1,000
Bad Checks	0	0.0
Curfew/Vagrancy	0	0.0
Disorderly Conduct	0	0.0
DUI	0	0.0
Drunkenness	0	0.0
Family-Non Violent	0	0.0
Liquor Law Violations	0	0.0
Peeping Tom	0	0.0
Runaway	0	0.0
Trespass	0	0.0
All Other Offenses	0	0.0

2009 Fall Term Campus Population	
Undergraduate Enrollment	858
Graduate Enrollment	0
Staff Personnel	80
Faculty Personnel	60
Security Personnel	12
<b>Total Campus Population</b>	<b>1,010</b>



## Lincoln Memorial University - 2009

GROUP A OFFENSES	Offense	Rate per 1,000	Cleared	% Cleared
<b>Homicide Offenses (Total)</b>	<b>0</b>	<b>0.0</b>	<b>0</b>	<b>0.0</b>
Murder	0	0.0	0	0.0
Negligent Manslaughter	0	0.0	0	0.0
<b>Kidnaping/Abduction</b>	<b>0</b>	<b>0.0</b>	<b>0</b>	<b>0.0</b>
<b>Sex Offenses (Forcible) (Total)</b>	<b>0</b>	<b>0.0</b>	<b>0</b>	<b>0.0</b>
Forcible Rape	0	0.0	0	0.0
Forcible Sodomy	0	0.0	0	0.0
Sexual Assault W/Object	0	0.0	0	0.0
Forcible Fondling	0	0.0	0	0.0
<b>Robbery</b>	<b>0</b>	<b>0.0</b>	<b>0</b>	<b>0.0</b>
<b>Assault Offenses (Total)</b>	<b>0</b>	<b>0.0</b>	<b>0</b>	<b>0.0</b>
Aggravated Assault	0	0.0	0	0.0
Simple Assault	0	0.0	0	0.0
Intimidation	0	0.0	0	0.0
Stalking	0	0.0	0	0.0
<b>Arson</b>	<b>0</b>	<b>0.0</b>	<b>0</b>	<b>0.0</b>
<b>Extortion/Blackmail</b>	<b>0</b>	<b>0.0</b>	<b>0</b>	<b>0.0</b>
<b>Burglary</b>	<b>0</b>	<b>0.0</b>	<b>0</b>	<b>0.0</b>
<b>Larceny/Theft Offenses (Total)</b>	<b>2</b>	<b>0.7</b>	<b>0</b>	<b>0.0</b>
Theft - Pocket-picking	0	0.0	0	0.0
Theft - Purse Snatching	0	0.0	0	0.0
Theft - Shoplifting	0	0.0	0	0.0
Theft From Building	0	0.0	0	0.0
Theft From Coin Machine	0	0.0	0	0.0
Theft From Motor Vehicle	0	0.0	0	0.0
Theft of Motor Vehicle Parts	0	0.0	0	0.0
Theft - All Other Larceny	2	0.7	0	0.0
<b>Motor Vehicle Theft</b>	<b>0</b>	<b>0.0</b>	<b>0</b>	<b>0.0</b>
<b>Counterfeiting/Forgery</b>	<b>0</b>	<b>0.0</b>	<b>0</b>	<b>0.0</b>
<b>Fraud Offenses (Total)</b>	<b>0</b>	<b>0.0</b>	<b>0</b>	<b>0.0</b>
Fraud - False Pretenses	0	0.0	0	0.0
Fraud - Credit Card/ATM	0	0.0	0	0.0
Fraud - Impersonation	0	0.0	0	0.0
Fraud - Welfare	0	0.0	0	0.0
Fraud - Wire	0	0.0	0	0.0
<b>Embezzlement</b>	<b>0</b>	<b>0.0</b>	<b>0</b>	<b>0.0</b>
<b>Stolen Property Offenses</b>	<b>0</b>	<b>0.0</b>	<b>0</b>	<b>0.0</b>
<b>Destruction/Damage/Vandalism</b>	<b>0</b>	<b>0.0</b>	<b>0</b>	<b>0.0</b>
<b>Drug/Narcotic Violations (Total)</b>	<b>0</b>	<b>0.0</b>	<b>0</b>	<b>0.0</b>
Drug/Narcotic Violations	0	0.0	0	0.0
Drug/Narcotic Equipment Violations	0	0.0	0	0.0

GROUP A OFFENSES	Offense	Rate per 1,000	Cleared	% Cleared
<b>Sex Offenses (Nonforcible) (Total)</b>	<b>0</b>	<b>0.0</b>	<b>0</b>	<b>0.0</b>
Incest	0	0.0	0	0.0
Statutory Rape	0	0.0	0	0.0
<b>Pornography/Obscene Material</b>	<b>0</b>	<b>0.0</b>	<b>0</b>	<b>0.0</b>
<b>Gambling Offenses (Total)</b>	<b>0</b>	<b>0.0</b>	<b>0</b>	<b>0.0</b>
Gambling - Betting/Wagering	0	0.0	0	0.0
Gambling - Operating/Promoting	0	0.0	0	0.0
Gambling - Equipment Violations	0	0.0	0	0.0
Gambling - Sports Tampering	0	0.0	0	0.0
<b>Prostitution Offenses (Total)</b>	<b>0</b>	<b>0.0</b>	<b>0</b>	<b>0.0</b>
Prostitution	0	0.0	0	0.0
Prostitution Assisting/Promoting	0	0.0	0	0.0
<b>Bribery</b>	<b>0</b>	<b>0.0</b>	<b>0</b>	<b>0.0</b>
<b>Weapon Law Violations</b>	<b>0</b>	<b>0.0</b>	<b>0</b>	<b>0.0</b>

GROUP B OFFENSES	Offenses	Rate per 1,000
Bad Checks	0	0.0
Curfew/Vagrancy	18	6.7
Disorderly Conduct	0	0.0
DUI	0	0.0
Drunkenness	0	0.0
Family-Non Violent	0	0.0
Liquor Law Violations	9	3.4
Peeping Tom	0	0.0
Runaway	0	0.0
Trespass	0	0.0
All Other Offenses	0	0.0

2009 Fall Term Campus Population	
Undergraduate Enrollment	1,283
Graduate Enrollment	824
Staff Personnel	255
Faculty Personnel	302
Security Personnel	14
<b>Total Campus Population</b>	<b>2,678</b>



Lipscomb University - 2009

GROUP A OFFENSES	Offense	Rate per 1,000	Cleared	% Cleared
<b>Homicide Offenses (Total)</b>	<b>0</b>	<b>0.0</b>	<b>0</b>	<b>0.0</b>
Murder	0	0.0	0	0.0
Negligent Manslaughter	0	0.0	0	0.0
<b>Kidnaping/Abduction</b>	<b>0</b>	<b>0.0</b>	<b>0</b>	<b>0.0</b>
<b>Sex Offenses (Forcible) (Total)</b>	<b>0</b>	<b>0.0</b>	<b>0</b>	<b>0.0</b>
Forcible Rape	0	0.0	0	0.0
Forcible Sodomy	0	0.0	0	0.0
Sexual Assault W/Object	0	0.0	0	0.0
Forcible Fondling	0	0.0	0	0.0
<b>Robbery</b>	<b>0</b>	<b>0.0</b>	<b>0</b>	<b>0.0</b>
<b>Assault Offenses (Total)</b>	<b>0</b>	<b>0.0</b>	<b>0</b>	<b>0.0</b>
Aggravated Assault	0	0.0	0	0.0
Simple Assault	0	0.0	0	0.0
Intimidation	0	0.0	0	0.0
Stalking	0	0.0	0	0.0
<b>Arson</b>	<b>0</b>	<b>0.0</b>	<b>0</b>	<b>0.0</b>
<b>Extortion/Blackmail</b>	<b>0</b>	<b>0.0</b>	<b>0</b>	<b>0.0</b>
<b>Burglary</b>	<b>0</b>	<b>0.0</b>	<b>0</b>	<b>0.0</b>
<b>Larceny/Theft Offenses (Total)</b>	<b>28</b>	<b>5.3</b>	<b>0</b>	<b>0.0</b>
Theft - Pocket-picking	0	0.0	0	0.0
Theft - Purse Snatching	0	0.0	0	0.0
Theft - Shoplifting	0	0.0	0	0.0
Theft From Building	15	2.8	0	0.0
Theft From Coin Machine	0	0.0	0	0.0
Theft From Motor Vehicle	7	1.3	0	0.0
Theft of Motor Vehicle Parts	0	0.0	0	0.0
Theft - All Other Larceny	6	1.1	0	0.0
<b>Motor Vehicle Theft</b>	<b>0</b>	<b>0.0</b>	<b>0</b>	<b>0.0</b>
<b>Counterfeiting/Forgery</b>	<b>0</b>	<b>0.0</b>	<b>0</b>	<b>0.0</b>
<b>Fraud Offenses (Total)</b>	<b>0</b>	<b>0.0</b>	<b>0</b>	<b>0.0</b>
Fraud - False Pretenses	0	0.0	0	0.0
Fraud - Credit Card/ATM	0	0.0	0	0.0
Fraud - Impersonation	0	0.0	0	0.0
Fraud - Welfare	0	0.0	0	0.0
Fraud - Wire	0	0.0	0	0.0
<b>Embezzlement</b>	<b>0</b>	<b>0.0</b>	<b>0</b>	<b>0.0</b>
<b>Stolen Property Offenses</b>	<b>0</b>	<b>0.0</b>	<b>0</b>	<b>0.0</b>
<b>Destruction/Damage/Vandalism</b>	<b>7</b>	<b>1.3</b>	<b>0</b>	<b>0.0</b>
<b>Drug/Narcotic Violations (Total)</b>	<b>0</b>	<b>0.0</b>	<b>0</b>	<b>0.0</b>
Drug/Narcotic Violations	0	0.0	0	0.0
Drug/Narcotic Equipment Violations	0	0.0	0	0.0

GROUP A OFFENSES	Offense	Rate per 1,000	Cleared	% Cleared
<b>Sex Offenses (Nonforcible) (Total)</b>	<b>0</b>	<b>0.0</b>	<b>0</b>	<b>0.0</b>
Incest	0	0.0	0	0.0
Statutory Rape	0	0.0	0	0.0
<b>Pornography/Obscene Material</b>	<b>0</b>	<b>0.0</b>	<b>0</b>	<b>0.0</b>
<b>Gambling Offenses (Total)</b>	<b>0</b>	<b>0.0</b>	<b>0</b>	<b>0.0</b>
Gambling - Betting/Wagering	0	0.0	0	0.0
Gambling - Operating/Promoting	0	0.0	0	0.0
Gambling - Equipment Violations	0	0.0	0	0.0
Gambling - Sports Tampering	0	0.0	0	0.0
<b>Prostitution Offenses (Total)</b>	<b>0</b>	<b>0.0</b>	<b>0</b>	<b>0.0</b>
Prostitution	0	0.0	0	0.0
Prostitution Assisting/Promoting	0	0.0	0	0.0
<b>Bribery</b>	<b>0</b>	<b>0.0</b>	<b>0</b>	<b>0.0</b>
<b>Weapon Law Violations</b>	<b>0</b>	<b>0.0</b>	<b>0</b>	<b>0.0</b>

GROUP B OFFENSES	Offenses	Rate per 1,000
Bad Checks	0	0.0
Curfew/Vagrancy	0	0.0
Disorderly Conduct	0	0.0
DUI	0	0.0
Drunkenness	0	0.0
Family-Non Violent	0	0.0
Liquor Law Violations	0	0.0
Peeping Tom	0	0.0
Runaway	0	0.0
Trespass	0	0.0
All Other Offenses	0	0.0

2009 Fall Term Campus Population	
Undergraduate Enrollment	3,418
Graduate Enrollment	900
Staff Personnel	711
Faculty Personnel	268
Security Personnel	16
Total Campus Population	5,313





## Martin Methodist College - 2009

GROUP A OFFENSES	Offense	Rate per 1,000	Cleared	% Cleared
<b>Homicide Offenses (Total)</b>	<b>0</b>	<b>0.0</b>	<b>0</b>	<b>0.0</b>
Murder	0	0.0	0	0.0
Negligent Manslaughter	0	0.0	0	0.0
<b>Kidnaping/Abduction</b>	<b>0</b>	<b>0.0</b>	<b>0</b>	<b>0.0</b>
<b>Sex Offenses (Forcible) (Total)</b>	<b>0</b>	<b>0.0</b>	<b>0</b>	<b>0.0</b>
Forcible Rape	0	0.0	0	0.0
Forcible Sodomy	0	0.0	0	0.0
Sexual Assault W/Object	0	0.0	0	0.0
Forcible Fondling	0	0.0	0	0.0
<b>Robbery</b>	<b>0</b>	<b>0.0</b>	<b>0</b>	<b>0.0</b>
<b>Assault Offenses (Total)</b>	<b>2</b>	<b>4.7</b>	<b>2</b>	<b>100.0</b>
Aggravated Assault	0	0.0	0	0.0
Simple Assault	2	4.7	2	100.0
Intimidation	0	0.0	0	0.0
Stalking	0	0.0	0	0.0
<b>Arson</b>	<b>0</b>	<b>0.0</b>	<b>0</b>	<b>0.0</b>
<b>Extortion/Blackmail</b>	<b>0</b>	<b>0.0</b>	<b>0</b>	<b>0.0</b>
<b>Burglary</b>	<b>0</b>	<b>0.0</b>	<b>0</b>	<b>0.0</b>
<b>Larceny/Theft Offenses (Total)</b>	<b>3</b>	<b>7.0</b>	<b>0</b>	<b>0.0</b>
Theft - Pocket-picking	0	0.0	0	0.0
Theft - Purse Snatching	0	0.0	0	0.0
Theft - Shoplifting	0	0.0	0	0.0
Theft From Building	1	2.3	0	0.0
Theft From Coin Machine	0	0.0	0	0.0
Theft From Motor Vehicle	2	4.7	0	0.0
Theft of Motor Vehicle Parts	0	0.0	0	0.0
Theft - All Other Larceny	0	0.0	0	0.0
<b>Motor Vehicle Theft</b>	<b>0</b>	<b>0.0</b>	<b>0</b>	<b>0.0</b>
<b>Counterfeiting/Forgery</b>	<b>1</b>	<b>2.3</b>	<b>0</b>	<b>0.0</b>
<b>Fraud Offenses (Total)</b>	<b>0</b>	<b>0.0</b>	<b>0</b>	<b>0.0</b>
Fraud - False Pretenses	0	0.0	0	0.0
Fraud - Credit Card/ATM	0	0.0	0	0.0
Fraud - Impersonation	0	0.0	0	0.0
Fraud - Welfare	0	0.0	0	0.0
Fraud - Wire	0	0.0	0	0.0
<b>Embezzlement</b>	<b>0</b>	<b>0.0</b>	<b>0</b>	<b>0.0</b>
<b>Stolen Property Offenses</b>	<b>1</b>	<b>2.3</b>	<b>0</b>	<b>0.0</b>
<b>Destruction/Damage/Vandalism</b>	<b>0</b>	<b>0.0</b>	<b>0</b>	<b>0.0</b>
<b>Drug/Narcotic Violations (Total)</b>	<b>1</b>	<b>2.3</b>	<b>0</b>	<b>0.0</b>
Drug/Narcotic Violations	0	0.0	0	0.0
Drug/Narcotic Equipment Violations	1	2.3	0	0.0

GROUP A OFFENSES	Offense	Rate per 1,000	Cleared	% Cleared
<b>Sex Offenses (Nonforcible) (Total)</b>	<b>0</b>	<b>0.0</b>	<b>0</b>	<b>0.0</b>
Incest	0	0.0	0	0.0
Statutory Rape	0	0.0	0	0.0
<b>Pornography/Obscene Material</b>	<b>0</b>	<b>0.0</b>	<b>0</b>	<b>0.0</b>
<b>Gambling Offenses (Total)</b>	<b>0</b>	<b>0.0</b>	<b>0</b>	<b>0.0</b>
Gambling - Betting/Wagering	0	0.0	0	0.0
Gambling - Operating/Promoting	0	0.0	0	0.0
Gambling - Equipment Violations	0	0.0	0	0.0
Gambling - Sports Tampering	0	0.0	0	0.0
<b>Prostitution Offenses (Total)</b>	<b>0</b>	<b>0.0</b>	<b>0</b>	<b>0.0</b>
Prostitution	0	0.0	0	0.0
Prostitution Assisting/Promoting	0	0.0	0	0.0
<b>Bribery</b>	<b>0</b>	<b>0.0</b>	<b>0</b>	<b>0.0</b>
<b>Weapon Law Violations</b>	<b>0</b>	<b>0.0</b>	<b>0</b>	<b>0.0</b>

GROUP B OFFENSES	Offenses	Rate per 1,000
Bad Checks	0	0.0
Curfew/Vagrancy	0	0.0
Disorderly Conduct	0	0.0
DUI	0	0.0
Drunkenness	0	0.0
Family-Non Violent	0	0.0
Liquor Law Violations	0	0.0
Peeping Tom	0	0.0
Runaway	0	0.0
Trespass	0	0.0
All Other Offenses	1	2.3

2009 Fall Term Campus Population	
Undergraduate Enrollment	295
Graduate Enrollment	0
Staff Personnel	78
Faculty Personnel	44
Security Personnel	12
<b>Total Campus Population</b>	<b>429</b>



## Maryville College - 2009

GROUP A OFFENSES	Offense	Rate per 1,000	Cleared	% Cleared
<b>Homicide Offenses (Total)</b>	<b>0</b>	<b>0.0</b>	<b>0</b>	<b>0.0</b>
Murder	0	0.0	0	0.0
Negligent Manslaughter	0	0.0	0	0.0
<b>Kidnaping/Abduction</b>	<b>0</b>	<b>0.0</b>	<b>0</b>	<b>0.0</b>
<b>Sex Offenses (Forcible) (Total)</b>	<b>0</b>	<b>0.0</b>	<b>0</b>	<b>0.0</b>
Forcible Rape	0	0.0	0	0.0
Forcible Sodomy	0	0.0	0	0.0
Sexual Assault W/Object	0	0.0	0	0.0
Forcible Fondling	0	0.0	0	0.0
<b>Robbery</b>	<b>0</b>	<b>0.0</b>	<b>0</b>	<b>0.0</b>
<b>Assault Offenses (Total)</b>	<b>1</b>	<b>0.7</b>	<b>0</b>	<b>0.0</b>
Aggravated Assault	0	0.0	0	0.0
Simple Assault	1	0.7	0	0.0
Intimidation	0	0.0	0	0.0
Stalking	0	0.0	0	0.0
<b>Arson</b>	<b>0</b>	<b>0.0</b>	<b>0</b>	<b>0.0</b>
<b>Extortion/Blackmail</b>	<b>0</b>	<b>0.0</b>	<b>0</b>	<b>0.0</b>
<b>Burglary</b>	<b>2</b>	<b>1.5</b>	<b>0</b>	<b>0.0</b>
<b>Larceny/Theft Offenses (Total)</b>	<b>8</b>	<b>5.8</b>	<b>0</b>	<b>0.0</b>
Theft - Pocket-picking	0	0.0	0	0.0
Theft - Purse Snatching	0	0.0	0	0.0
Theft - Shoplifting	0	0.0	0	0.0
Theft From Building	5	3.6	0	0.0
Theft From Coin Machine	0	0.0	0	0.0
Theft From Motor Vehicle	2	1.5	0	0.0
Theft of Motor Vehicle Parts	0	0.0	0	0.0
Theft - All Other Larceny	1	0.7	0	0.0
<b>Motor Vehicle Theft</b>	<b>1</b>	<b>0.7</b>	<b>0</b>	<b>0.0</b>
<b>Counterfeiting/Forgery</b>	<b>0</b>	<b>0.0</b>	<b>0</b>	<b>0.0</b>
<b>Fraud Offenses (Total)</b>	<b>0</b>	<b>0.0</b>	<b>0</b>	<b>0.0</b>
Fraud - False Pretenses	0	0.0	0	0.0
Fraud - Credit Card/ATM	0	0.0	0	0.0
Fraud - Impersonation	0	0.0	0	0.0
Fraud - Welfare	0	0.0	0	0.0
Fraud - Wire	0	0.0	0	0.0
<b>Embezzlement</b>	<b>0</b>	<b>0.0</b>	<b>0</b>	<b>0.0</b>
<b>Stolen Property Offenses</b>	<b>0</b>	<b>0.0</b>	<b>0</b>	<b>0.0</b>
<b>Destruction/Damage/Vandalism</b>	<b>8</b>	<b>5.8</b>	<b>0</b>	<b>0.0</b>
<b>Drug/Narcotic Violations (Total)</b>	<b>5</b>	<b>3.6</b>	<b>3</b>	<b>60.0</b>
Drug/Narcotic Violations	3	2.2	2	66.7
Drug/Narcotic Equipment Violations	2	1.5	1	50.0

GROUP A OFFENSES	Offense	Rate per 1,000	Cleared	% Cleared
<b>Sex Offenses (Nonforcible) (Total)</b>	<b>0</b>	<b>0.0</b>	<b>0</b>	<b>0.0</b>
Incest	0	0.0	0	0.0
Statutory Rape	0	0.0	0	0.0
<b>Pornography/Obscene Material</b>	<b>0</b>	<b>0.0</b>	<b>0</b>	<b>0.0</b>
<b>Gambling Offenses (Total)</b>	<b>0</b>	<b>0.0</b>	<b>0</b>	<b>0.0</b>
Gambling - Betting/Wagering	0	0.0	0	0.0
Gambling - Operating/Promoting	0	0.0	0	0.0
Gambling - Equipment Violations	0	0.0	0	0.0
Gambling - Sports Tampering	0	0.0	0	0.0
<b>Prostitution Offenses (Total)</b>	<b>0</b>	<b>0.0</b>	<b>0</b>	<b>0.0</b>
Prostitution	0	0.0	0	0.0
Prostitution Assisting/Promoting	0	0.0	0	0.0
<b>Bribery</b>	<b>0</b>	<b>0.0</b>	<b>0</b>	<b>0.0</b>
<b>Weapon Law Violations</b>	<b>0</b>	<b>0.0</b>	<b>0</b>	<b>0.0</b>

GROUP B OFFENSES	Offenses	Rate per 1,000
Bad Checks	0	0.0
Curfew/Vagrancy	0	0.0
Disorderly Conduct	0	0.0
DUI	1	0.7
Drunkenness	0	0.0
Family-Non Violent	0	0.0
Liquor Law Violations	3	2.2
Peeping Tom	0	0.0
Runaway	0	0.0
Trespass	0	0.0
All Other Offenses	2	1.5

2009 Fall Term Campus Population	
Undergraduate Enrollment	1,110
Graduate Enrollment	0
Staff Personnel	178
Faculty Personnel	79
Security Personnel	6
Total Campus Population	1,373



## Meharry Medical College - 2009

GROUP A OFFENSES	Offense	Rate per 1,000	Cleared	% Cleared
<b>Homicide Offenses (Total)</b>	<b>0</b>	<b>0.0</b>	<b>0</b>	<b>0.0</b>
Murder	0	0.0	0	0.0
Negligent Manslaughter	0	0.0	0	0.0
<b>Kidnaping/Abduction</b>	<b>0</b>	<b>0.0</b>	<b>0</b>	<b>0.0</b>
<b>Sex Offenses (Forcible) (Total)</b>	<b>0</b>	<b>0.0</b>	<b>0</b>	<b>0.0</b>
Forcible Rape	0	0.0	0	0.0
Forcible Sodomy	0	0.0	0	0.0
Sexual Assault W/Object	0	0.0	0	0.0
Forcible Fondling	0	0.0	0	0.0
<b>Robbery</b>	<b>0</b>	<b>0.0</b>	<b>0</b>	<b>0.0</b>
<b>Assault Offenses (Total)</b>	<b>1</b>	<b>0.6</b>	<b>0</b>	<b>0.0</b>
Aggravated Assault	0	0.0	0	0.0
Simple Assault	1	0.6	0	0.0
Intimidation	0	0.0	0	0.0
Stalking	0	0.0	0	0.0
<b>Arson</b>	<b>0</b>	<b>0.0</b>	<b>0</b>	<b>0.0</b>
<b>Extortion/Blackmail</b>	<b>0</b>	<b>0.0</b>	<b>0</b>	<b>0.0</b>
<b>Burglary</b>	<b>0</b>	<b>0.0</b>	<b>0</b>	<b>0.0</b>
<b>Larceny/Theft Offenses (Total)</b>	<b>21</b>	<b>12.4</b>	<b>0</b>	<b>0.0</b>
Theft - Pocket-picking	0	0.0	0	0.0
Theft - Purse Snatching	0	0.0	0	0.0
Theft - Shoplifting	0	0.0	0	0.0
Theft From Building	14	8.3	0	0.0
Theft From Coin Machine	0	0.0	0	0.0
Theft From Motor Vehicle	7	4.1	0	0.0
Theft of Motor Vehicle Parts	0	0.0	0	0.0
Theft - All Other Larceny	0	0.0	0	0.0
<b>Motor Vehicle Theft</b>	<b>0</b>	<b>0.0</b>	<b>0</b>	<b>0.0</b>
<b>Counterfeiting/Forgery</b>	<b>0</b>	<b>0.0</b>	<b>0</b>	<b>0.0</b>
<b>Fraud Offenses (Total)</b>	<b>0</b>	<b>0.0</b>	<b>0</b>	<b>0.0</b>
Fraud - False Pretenses	0	0.0	0	0.0
Fraud - Credit Card/ATM	0	0.0	0	0.0
Fraud - Impersonation	0	0.0	0	0.0
Fraud - Welfare	0	0.0	0	0.0
Fraud - Wire	0	0.0	0	0.0
<b>Embezzlement</b>	<b>0</b>	<b>0.0</b>	<b>0</b>	<b>0.0</b>
<b>Stolen Property Offenses</b>	<b>0</b>	<b>0.0</b>	<b>0</b>	<b>0.0</b>
<b>Destruction/Damage/Vandalism</b>	<b>6</b>	<b>3.6</b>	<b>0</b>	<b>0.0</b>
<b>Drug/Narcotic Violations (Total)</b>	<b>0</b>	<b>0.0</b>	<b>0</b>	<b>0.0</b>
Drug/Narcotic Violations	0	0.0	0	0.0
Drug/Narcotic Equipment Violations	0	0.0	0	0.0

GROUP A OFFENSES	Offense	Rate per 1,000	Cleared	% Cleared
<b>Sex Offenses (Nonforcible) (Total)</b>	<b>0</b>	<b>0.0</b>	<b>0</b>	<b>0.0</b>
Incest	0	0.0	0	0.0
Statutory Rape	0	0.0	0	0.0
<b>Pornography/Obscene Material</b>	<b>0</b>	<b>0.0</b>	<b>0</b>	<b>0.0</b>
<b>Gambling Offenses (Total)</b>	<b>0</b>	<b>0.0</b>	<b>0</b>	<b>0.0</b>
Gambling - Betting/Wagering	0	0.0	0	0.0
Gambling - Operating/Promoting	0	0.0	0	0.0
Gambling - Equipment Violations	0	0.0	0	0.0
Gambling - Sports Tampering	0	0.0	0	0.0
<b>Prostitution Offenses (Total)</b>	<b>0</b>	<b>0.0</b>	<b>0</b>	<b>0.0</b>
Prostitution	0	0.0	0	0.0
Prostitution Assisting/Promoting	0	0.0	0	0.0
<b>Bribery</b>	<b>0</b>	<b>0.0</b>	<b>0</b>	<b>0.0</b>
<b>Weapon Law Violations</b>	<b>0</b>	<b>0.0</b>	<b>0</b>	<b>0.0</b>

GROUP B OFFENSES	Offenses	Rate per 1,000
Bad Checks	0	0.0
Curfew/Vagrancy	0	0.0
Disorderly Conduct	0	0.0
DUI	0	0.0
Drunkenness	0	0.0
Family-Non Violent	0	0.0
Liquor Law Violations	0	0.0
Peeping Tom	0	0.0
Runaway	0	0.0
Trespass	0	0.0
All Other Offenses	0	0.0

2009 Fall Term Campus Population	
Undergraduate Enrollment	0
Graduate Enrollment	786
Staff Personnel	530
Faculty Personnel	341
Security Personnel	30
<b>Total Campus Population</b>	<b>1,687</b>



## Memphis College of Art - 2009

GROUP A OFFENSES	Offense	Rate per 1,000	Cleared	% Cleared
<b>Homicide Offenses (Total)</b>	<b>0</b>	<b>0.0</b>	<b>0</b>	<b>0.0</b>
Murder	0	0.0	0	0.0
Negligent Manslaughter	0	0.0	0	0.0
<b>Kidnaping/Abduction</b>	<b>0</b>	<b>0.0</b>	<b>0</b>	<b>0.0</b>
<b>Sex Offenses (Forcible) (Total)</b>	<b>0</b>	<b>0.0</b>	<b>0</b>	<b>0.0</b>
Forcible Rape	0	0.0	0	0.0
Forcible Sodomy	0	0.0	0	0.0
Sexual Assault W/Object	0	0.0	0	0.0
Forcible Fondling	0	0.0	0	0.0
<b>Robbery</b>	<b>1</b>	<b>2.0</b>	<b>0</b>	<b>0.0</b>
<b>Assault Offenses (Total)</b>	<b>0</b>	<b>0.0</b>	<b>0</b>	<b>0.0</b>
Aggravated Assault	0	0.0	0	0.0
Simple Assault	0	0.0	0	0.0
Intimidation	0	0.0	0	0.0
Stalking	0	0.0	0	0.0
<b>Arson</b>	<b>0</b>	<b>0.0</b>	<b>0</b>	<b>0.0</b>
<b>Extortion/Blackmail</b>	<b>0</b>	<b>0.0</b>	<b>0</b>	<b>0.0</b>
<b>Burglary</b>	<b>0</b>	<b>0.0</b>	<b>0</b>	<b>0.0</b>
<b>Larceny/Theft Offenses (Total)</b>	<b>0</b>	<b>0.0</b>	<b>0</b>	<b>0.0</b>
Theft - Pocket-picking	0	0.0	0	0.0
Theft - Purse Snatching	0	0.0	0	0.0
Theft - Shoplifting	0	0.0	0	0.0
Theft From Building	0	0.0	0	0.0
Theft From Coin Machine	0	0.0	0	0.0
Theft From Motor Vehicle	0	0.0	0	0.0
Theft of Motor Vehicle Parts	0	0.0	0	0.0
Theft - All Other Larceny	0	0.0	0	0.0
<b>Motor Vehicle Theft</b>	<b>0</b>	<b>0.0</b>	<b>0</b>	<b>0.0</b>
<b>Counterfeiting/Forgery</b>	<b>0</b>	<b>0.0</b>	<b>0</b>	<b>0.0</b>
<b>Fraud Offenses (Total)</b>	<b>0</b>	<b>0.0</b>	<b>0</b>	<b>0.0</b>
Fraud - False Pretenses	0	0.0	0	0.0
Fraud - Credit Card/ATM	0	0.0	0	0.0
Fraud - Impersonation	0	0.0	0	0.0
Fraud - Welfare	0	0.0	0	0.0
Fraud - Wire	0	0.0	0	0.0
<b>Embezzlement</b>	<b>0</b>	<b>0.0</b>	<b>0</b>	<b>0.0</b>
<b>Stolen Property Offenses</b>	<b>0</b>	<b>0.0</b>	<b>0</b>	<b>0.0</b>
<b>Destruction/Damage/Vandalism</b>	<b>0</b>	<b>0.0</b>	<b>0</b>	<b>0.0</b>
<b>Drug/Narcotic Violations (Total)</b>	<b>0</b>	<b>0.0</b>	<b>0</b>	<b>0.0</b>
Drug/Narcotic Violations	0	0.0	0	0.0
Drug/Narcotic Equipment Violations	0	0.0	0	0.0

GROUP A OFFENSES	Offense	Rate per 1,000	Cleared	% Cleared
<b>Sex Offenses (Nonforcible) (Total)</b>	<b>0</b>	<b>0.0</b>	<b>0</b>	<b>0.0</b>
Incest	0	0.0	0	0.0
Statutory Rape	0	0.0	0	0.0
<b>Pornography/Obscene Material</b>	<b>0</b>	<b>0.0</b>	<b>0</b>	<b>0.0</b>
<b>Gambling Offenses (Total)</b>	<b>0</b>	<b>0.0</b>	<b>0</b>	<b>0.0</b>
Gambling - Betting/Wagering	0	0.0	0	0.0
Gambling - Operating/Promoting	0	0.0	0	0.0
Gambling - Equipment Violations	0	0.0	0	0.0
Gambling - Sports Tampering	0	0.0	0	0.0
<b>Prostitution Offenses (Total)</b>	<b>0</b>	<b>0.0</b>	<b>0</b>	<b>0.0</b>
Prostitution	0	0.0	0	0.0
Prostitution Assisting/Promoting	0	0.0	0	0.0
<b>Bribery</b>	<b>0</b>	<b>0.0</b>	<b>0</b>	<b>0.0</b>
<b>Weapon Law Violations</b>	<b>0</b>	<b>0.0</b>	<b>0</b>	<b>0.0</b>

GROUP B OFFENSES	Offenses	Rate per 1,000
Bad Checks	0	0.0
Curfew/Vagrancy	0	0.0
Disorderly Conduct	0	0.0
DUI	0	0.0
Drunkenness	0	0.0
Family-Non Violent	0	0.0
Liquor Law Violations	1	2.0
Peeping Tom	0	0.0
Runaway	0	0.0
Trespass	0	0.0
All Other Offenses	0	0.0

2009 Fall Term Campus Population	
Undergraduate Enrollment	352
Graduate Enrollment	46
Staff Personnel	35
Faculty Personnel	63
Security Personnel	10
<b>Total Campus Population</b>	<b>506</b>



## Middle Tennessee State University - 2009

GROUP A OFFENSES	Offense	Rate per 1,000	Cleared	% Cleared
<b>Homicide Offenses (Total)</b>	<b>0</b>	<b>0.0</b>	<b>0</b>	<b>0.0</b>
Murder	0	0.0	0	0.0
Negligent Manslaughter	0	0.0	0	0.0
<b>Kidnaping/Abduction</b>	<b>0</b>	<b>0.0</b>	<b>0</b>	<b>0.0</b>
<b>Sex Offenses (Forcible) (Total)</b>	<b>4</b>	<b>0.2</b>	<b>0</b>	<b>0.0</b>
Forcible Rape	3	0.1	0	0.0
Forcible Sodomy	0	0.0	0	0.0
Sexual Assault W/Object	0	0.0	0	0.0
Forcible Fondling	1	0.0	0	0.0
<b>Robbery</b>	<b>1</b>	<b>0.0</b>	<b>0</b>	<b>0.0</b>
<b>Assault Offenses (Total)</b>	<b>50</b>	<b>2.1</b>	<b>23</b>	<b>46.0</b>
Aggravated Assault	2	0.1	0	0.0
Simple Assault	31	1.3	16	51.6
Intimidation	17	0.7	7	41.2
Stalking	0	0.0	0	0.0
<b>Arson</b>	<b>0</b>	<b>0.0</b>	<b>0</b>	<b>0.0</b>
<b>Extortion/Blackmail</b>	<b>2</b>	<b>0.1</b>	<b>1</b>	<b>50.0</b>
<b>Burglary</b>	<b>41</b>	<b>1.8</b>	<b>2</b>	<b>4.9</b>
<b>Larceny/Theft Offenses (Total)</b>	<b>260</b>	<b>11.2</b>	<b>12</b>	<b>4.6</b>
Theft - Pocket-picking	0	0.0	0	0.0
Theft - Purse Snatching	0	0.0	0	0.0
Theft - Shoplifting	0	0.0	0	0.0
Theft From Building	147	6.3	9	6.1
Theft From Coin Machine	1	0.0	0	0.0
Theft From Motor Vehicle	21	0.9	0	0.0
Theft of Motor Vehicle Parts	25	1.1	0	0.0
Theft - All Other Larceny	66	2.8	3	4.5
<b>Motor Vehicle Theft</b>	<b>7</b>	<b>0.3</b>	<b>2</b>	<b>28.6</b>
<b>Counterfeiting/Forgery</b>	<b>1</b>	<b>0.0</b>	<b>0</b>	<b>0.0</b>
<b>Fraud Offenses (Total)</b>	<b>2</b>	<b>0.1</b>	<b>1</b>	<b>50.0</b>
Fraud - False Pretenses	0	0.0	0	0.0
Fraud - Credit Card/ATM	1	0.0	0	0.0
Fraud - Impersonation	1	0.0	1	100.0
Fraud - Welfare	0	0.0	0	0.0
Fraud - Wire	0	0.0	0	0.0
<b>Embezzlement</b>	<b>0</b>	<b>0.0</b>	<b>0</b>	<b>0.0</b>
<b>Stolen Property Offenses</b>	<b>0</b>	<b>0.0</b>	<b>0</b>	<b>0.0</b>
<b>Destruction/Damage/Vandalism</b>	<b>71</b>	<b>3.1</b>	<b>1</b>	<b>1.4</b>
<b>Drug/Narcotic Violations (Total)</b>	<b>80</b>	<b>3.4</b>	<b>80</b>	<b>100.0</b>
Drug/Narcotic Violations	44	1.9	44	100.0
Drug/Narcotic Equipment Violations	36	1.5	36	100.0

GROUP A OFFENSES	Offense	Rate per 1,000	Cleared	% Cleared
<b>Sex Offenses (Nonforcible) (Total)</b>	<b>0</b>	<b>0.0</b>	<b>0</b>	<b>0.0</b>
Incest	0	0.0	0	0.0
Statutory Rape	0	0.0	0	0.0
<b>Pornography/Obscene Material</b>	<b>0</b>	<b>0.0</b>	<b>0</b>	<b>0.0</b>
<b>Gambling Offenses (Total)</b>	<b>0</b>	<b>0.0</b>	<b>0</b>	<b>0.0</b>
Gambling - Betting/Wagering	0	0.0	0	0.0
Gambling - Operating/Promoting	0	0.0	0	0.0
Gambling - Equipment Violations	0	0.0	0	0.0
Gambling - Sports Tampering	0	0.0	0	0.0
<b>Prostitution Offenses (Total)</b>	<b>0</b>	<b>0.0</b>	<b>0</b>	<b>0.0</b>
Prostitution	0	0.0	0	0.0
Prostitution Assisting/Promoting	0	0.0	0	0.0
<b>Bribery</b>	<b>0</b>	<b>0.0</b>	<b>0</b>	<b>0.0</b>
<b>Weapon Law Violations</b>	<b>10</b>	<b>0.4</b>	<b>10</b>	<b>100.0</b>

GROUP B OFFENSES	Offenses	Rate per 1,000
Bad Checks	0	0.0
Curfew/Vagrancy	0	0.0
Disorderly Conduct	4	0.2
DUI	55	2.4
Drunkenness	25	1.1
Family-Non Violent	0	0.0
Liquor Law Violations	102	4.4
Peeping Tom	0	0.0
Runaway	0	0.0
Trespass	7	0.3
All Other Offenses	4	0.2

2009 Fall Term Campus Population	
Undergraduate Enrollment	19,457
Graduate Enrollment	1,592
Staff Personnel	1,243
Faculty Personnel	936
Security Personnel	35
<b>Total Campus Population</b>	<b>23,263</b>



## Milligan College - 2009

GROUP A OFFENSES	Offense	Rate per 1,000	Cleared	% Cleared
<b>Homicide Offenses (Total)</b>	<b>0</b>	<b>0.0</b>	<b>0</b>	<b>0.0</b>
Murder	0	0.0	0	0.0
Negligent Manslaughter	0	0.0	0	0.0
<b>Kidnaping/Abduction</b>	<b>0</b>	<b>0.0</b>	<b>0</b>	<b>0.0</b>
<b>Sex Offenses (Forcible) (Total)</b>	<b>0</b>	<b>0.0</b>	<b>0</b>	<b>0.0</b>
Forcible Rape	0	0.0	0	0.0
Forcible Sodomy	0	0.0	0	0.0
Sexual Assault W/Object	0	0.0	0	0.0
Forcible Fondling	0	0.0	0	0.0
<b>Robbery</b>	<b>0</b>	<b>0.0</b>	<b>0</b>	<b>0.0</b>
<b>Assault Offenses (Total)</b>	<b>0</b>	<b>0.0</b>	<b>0</b>	<b>0.0</b>
Aggravated Assault	0	0.0	0	0.0
Simple Assault	0	0.0	0	0.0
Intimidation	0	0.0	0	0.0
Stalking	0	0.0	0	0.0
<b>Arson</b>	<b>0</b>	<b>0.0</b>	<b>0</b>	<b>0.0</b>
<b>Extortion/Blackmail</b>	<b>0</b>	<b>0.0</b>	<b>0</b>	<b>0.0</b>
<b>Burglary</b>	<b>1</b>	<b>0.8</b>	<b>0</b>	<b>0.0</b>
<b>Larceny/Theft Offenses (Total)</b>	<b>3</b>	<b>2.4</b>	<b>1</b>	<b>33.3</b>
Theft - Pocket-picking	0	0.0	0	0.0
Theft - Purse Snatching	0	0.0	0	0.0
Theft - Shoplifting	0	0.0	0	0.0
Theft From Building	2	1.6	1	50.0
Theft From Coin Machine	0	0.0	0	0.0
Theft From Motor Vehicle	1	0.8	0	0.0
Theft of Motor Vehicle Parts	0	0.0	0	0.0
Theft - All Other Larceny	0	0.0	0	0.0
<b>Motor Vehicle Theft</b>	<b>0</b>	<b>0.0</b>	<b>0</b>	<b>0.0</b>
<b>Counterfeiting/Forgery</b>	<b>0</b>	<b>0.0</b>	<b>0</b>	<b>0.0</b>
<b>Fraud Offenses (Total)</b>	<b>0</b>	<b>0.0</b>	<b>0</b>	<b>0.0</b>
Fraud - False Pretenses	0	0.0	0	0.0
Fraud - Credit Card/ATM	0	0.0	0	0.0
Fraud - Impersonation	0	0.0	0	0.0
Fraud - Welfare	0	0.0	0	0.0
Fraud - Wire	0	0.0	0	0.0
<b>Embezzlement</b>	<b>0</b>	<b>0.0</b>	<b>0</b>	<b>0.0</b>
<b>Stolen Property Offenses</b>	<b>0</b>	<b>0.0</b>	<b>0</b>	<b>0.0</b>
<b>Destruction/Damage/Vandalism</b>	<b>2</b>	<b>1.6</b>	<b>0</b>	<b>0.0</b>
<b>Drug/Narcotic Violations (Total)</b>	<b>0</b>	<b>0.0</b>	<b>0</b>	<b>0.0</b>
Drug/Narcotic Violations	0	0.0	0	0.0
Drug/Narcotic Equipment Violations	0	0.0	0	0.0

GROUP A OFFENSES	Offense	Rate per 1,000	Cleared	% Cleared
<b>Sex Offenses (Nonforcible) (Total)</b>	<b>0</b>	<b>0.0</b>	<b>0</b>	<b>0.0</b>
Incest	0	0.0	0	0.0
Statutory Rape	0	0.0	0	0.0
<b>Pornography/Obscene Material</b>	<b>0</b>	<b>0.0</b>	<b>0</b>	<b>0.0</b>
<b>Gambling Offenses (Total)</b>	<b>0</b>	<b>0.0</b>	<b>0</b>	<b>0.0</b>
Gambling - Betting/Wagering	0	0.0	0	0.0
Gambling - Operating/Promoting	0	0.0	0	0.0
Gambling - Equipment Violations	0	0.0	0	0.0
Gambling - Sports Tampering	0	0.0	0	0.0
<b>Prostitution Offenses (Total)</b>	<b>0</b>	<b>0.0</b>	<b>0</b>	<b>0.0</b>
Prostitution	0	0.0	0	0.0
Prostitution Assisting/Promoting	0	0.0	0	0.0
<b>Bribery</b>	<b>0</b>	<b>0.0</b>	<b>0</b>	<b>0.0</b>
<b>Weapon Law Violations</b>	<b>0</b>	<b>0.0</b>	<b>0</b>	<b>0.0</b>

GROUP B OFFENSES	Offenses	Rate per 1,000
Bad Checks	0	0.0
Curfew/Vagrancy	0	0.0
Disorderly Conduct	0	0.0
DUI	0	0.0
Drunkenness	0	0.0
Family-Non Violent	0	0.0
Liquor Law Violations	0	0.0
Peeping Tom	0	0.0
Runaway	0	0.0
Trespass	0	0.0
All Other Offenses	0	0.0

2009 Fall Term Campus Population	
Undergraduate Enrollment	850
Graduate Enrollment	184
Staff Personnel	106
Faculty Personnel	82
Security Personnel	5
<b>Total Campus Population</b>	<b>1,227</b>



## Motlow State Community College - 2009

GROUP A OFFENSES	Offense	Rate per 1,000	Cleared	% Cleared
<b>Homicide Offenses (Total)</b>	<b>0</b>	<b>0.0</b>	<b>0</b>	<b>0.0</b>
Murder	0	0.0	0	0.0
Negligent Manslaughter	0	0.0	0	0.0
<b>Kidnaping/Abduction</b>	<b>0</b>	<b>0.0</b>	<b>0</b>	<b>0.0</b>
<b>Sex Offenses (Forcible) (Total)</b>	<b>0</b>	<b>0.0</b>	<b>0</b>	<b>0.0</b>
Forcible Rape	0	0.0	0	0.0
Forcible Sodomy	0	0.0	0	0.0
Sexual Assault W/Object	0	0.0	0	0.0
Forcible Fondling	0	0.0	0	0.0
<b>Robbery</b>	<b>0</b>	<b>0.0</b>	<b>0</b>	<b>0.0</b>
<b>Assault Offenses (Total)</b>	<b>0</b>	<b>0.0</b>	<b>0</b>	<b>0.0</b>
Aggravated Assault	0	0.0	0	0.0
Simple Assault	0	0.0	0	0.0
Intimidation	0	0.0	0	0.0
Stalking	0	0.0	0	0.0
<b>Arson</b>	<b>0</b>	<b>0.0</b>	<b>0</b>	<b>0.0</b>
<b>Extortion/Blackmail</b>	<b>0</b>	<b>0.0</b>	<b>0</b>	<b>0.0</b>
<b>Burglary</b>	<b>2</b>	<b>0.4</b>	<b>1</b>	<b>50.0</b>
<b>Larceny/Theft Offenses (Total)</b>	<b>0</b>	<b>0.0</b>	<b>0</b>	<b>0.0</b>
Theft - Pocket-picking	0	0.0	0	0.0
Theft - Purse Snatching	0	0.0	0	0.0
Theft - Shoplifting	0	0.0	0	0.0
Theft From Building	0	0.0	0	0.0
Theft From Coin Machine	0	0.0	0	0.0
Theft From Motor Vehicle	0	0.0	0	0.0
Theft of Motor Vehicle Parts	0	0.0	0	0.0
Theft - All Other Larceny	0	0.0	0	0.0
<b>Motor Vehicle Theft</b>	<b>0</b>	<b>0.0</b>	<b>0</b>	<b>0.0</b>
<b>Counterfeiting/Forgery</b>	<b>0</b>	<b>0.0</b>	<b>0</b>	<b>0.0</b>
<b>Fraud Offenses (Total)</b>	<b>0</b>	<b>0.0</b>	<b>0</b>	<b>0.0</b>
Fraud - False Pretenses	0	0.0	0	0.0
Fraud - Credit Card/ATM	0	0.0	0	0.0
Fraud - Impersonation	0	0.0	0	0.0
Fraud - Welfare	0	0.0	0	0.0
Fraud - Wire	0	0.0	0	0.0
<b>Embezzlement</b>	<b>0</b>	<b>0.0</b>	<b>0</b>	<b>0.0</b>
<b>Stolen Property Offenses</b>	<b>0</b>	<b>0.0</b>	<b>0</b>	<b>0.0</b>
<b>Destruction/Damage/Vandalism</b>	<b>2</b>	<b>0.4</b>	<b>1</b>	<b>50.0</b>
<b>Drug/Narcotic Violations (Total)</b>	<b>1</b>	<b>0.2</b>	<b>1</b>	<b>100.0</b>
Drug/Narcotic Violations	1	0.2	1	100.0
Drug/Narcotic Equipment Violations	0	0.0	0	0.0

GROUP A OFFENSES	Offense	Rate per 1,000	Cleared	% Cleared
<b>Sex Offenses (Nonforcible) (Total)</b>	<b>0</b>	<b>0.0</b>	<b>0</b>	<b>0.0</b>
Incest	0	0.0	0	0.0
Statutory Rape	0	0.0	0	0.0
<b>Pornography/Obscene Material</b>	<b>0</b>	<b>0.0</b>	<b>0</b>	<b>0.0</b>
<b>Gambling Offenses (Total)</b>	<b>0</b>	<b>0.0</b>	<b>0</b>	<b>0.0</b>
Gambling - Betting/Wagering	0	0.0	0	0.0
Gambling - Operating/Promoting	0	0.0	0	0.0
Gambling - Equipment Violations	0	0.0	0	0.0
Gambling - Sports Tampering	0	0.0	0	0.0
<b>Prostitution Offenses (Total)</b>	<b>0</b>	<b>0.0</b>	<b>0</b>	<b>0.0</b>
Prostitution	0	0.0	0	0.0
Prostitution Assisting/Promoting	0	0.0	0	0.0
<b>Bribery</b>	<b>0</b>	<b>0.0</b>	<b>0</b>	<b>0.0</b>
<b>Weapon Law Violations</b>	<b>1</b>	<b>0.2</b>	<b>1</b>	<b>100.0</b>

GROUP B OFFENSES	Offenses	Rate per 1,000
Bad Checks	0	0.0
Curfew/Vagrancy	0	0.0
Disorderly Conduct	0	0.0
DUI	0	0.0
Drunkenness	1	0.2
Family-Non Violent	0	0.0
Liquor Law Violations	0	0.0
Peeping Tom	0	0.0
Runaway	0	0.0
Trespass	0	0.0
All Other Offenses	0	0.0

2009 Fall Term Campus Population	
Undergraduate Enrollment	4,306
Graduate Enrollment	0
Staff Personnel	119
Faculty Personnel	208
Security Personnel	0
<b>Total Campus Population</b>	<b>4,633</b>



## Nashville State Community College - 2009

GROUP A OFFENSES	Offense	Rate per 1,000	Cleared	% Cleared
<b>Homicide Offenses (Total)</b>	<b>0</b>	<b>0.0</b>	<b>0</b>	<b>0.0</b>
Murder	0	0.0	0	0.0
Negligent Manslaughter	0	0.0	0	0.0
<b>Kidnaping/Abduction</b>	<b>0</b>	<b>0.0</b>	<b>0</b>	<b>0.0</b>
<b>Sex Offenses (Forcible) (Total)</b>	<b>0</b>	<b>0.0</b>	<b>0</b>	<b>0.0</b>
Forcible Rape	0	0.0	0	0.0
Forcible Sodomy	0	0.0	0	0.0
Sexual Assault W/Object	0	0.0	0	0.0
Forcible Fondling	0	0.0	0	0.0
<b>Robbery</b>	<b>0</b>	<b>0.0</b>	<b>0</b>	<b>0.0</b>
<b>Assault Offenses (Total)</b>	<b>4</b>	<b>0.5</b>	<b>1</b>	<b>25.0</b>
Aggravated Assault	1	0.1	0	0.0
Simple Assault	0	0.0	0	0.0
Intimidation	3	0.4	1	33.3
Stalking	0	0.0	0	0.0
<b>Arson</b>	<b>0</b>	<b>0.0</b>	<b>0</b>	<b>0.0</b>
<b>Extortion/Blackmail</b>	<b>0</b>	<b>0.0</b>	<b>0</b>	<b>0.0</b>
<b>Burglary</b>	<b>2</b>	<b>0.3</b>	<b>0</b>	<b>0.0</b>
<b>Larceny/Theft Offenses (Total)</b>	<b>15</b>	<b>2.0</b>	<b>2</b>	<b>13.3</b>
Theft - Pocket-picking	0	0.0	0	0.0
Theft - Purse Snatching	0	0.0	0	0.0
Theft - Shoplifting	0	0.0	0	0.0
Theft From Building	13	1.8	2	15.4
Theft From Coin Machine	0	0.0	0	0.0
Theft From Motor Vehicle	0	0.0	0	0.0
Theft of Motor Vehicle Parts	2	0.3	0	0.0
Theft - All Other Larceny	0	0.0	0	0.0
<b>Motor Vehicle Theft</b>	<b>1</b>	<b>0.1</b>	<b>0</b>	<b>0.0</b>
<b>Counterfeiting/Forgery</b>	<b>0</b>	<b>0.0</b>	<b>0</b>	<b>0.0</b>
<b>Fraud Offenses (Total)</b>	<b>0</b>	<b>0.0</b>	<b>0</b>	<b>0.0</b>
Fraud - False Pretenses	0	0.0	0	0.0
Fraud - Credit Card/ATM	0	0.0	0	0.0
Fraud - Impersonation	0	0.0	0	0.0
Fraud - Welfare	0	0.0	0	0.0
Fraud - Wire	0	0.0	0	0.0
<b>Embezzlement</b>	<b>0</b>	<b>0.0</b>	<b>0</b>	<b>0.0</b>
<b>Stolen Property Offenses</b>	<b>0</b>	<b>0.0</b>	<b>0</b>	<b>0.0</b>
<b>Destruction/Damage/Vandalism</b>	<b>0</b>	<b>0.0</b>	<b>0</b>	<b>0.0</b>
<b>Drug/Narcotic Violations (Total)</b>	<b>2</b>	<b>0.3</b>	<b>1</b>	<b>50.0</b>
Drug/Narcotic Violations	2	0.3	1	50.0
Drug/Narcotic Equipment Violations	0	0.0	0	0.0

GROUP A OFFENSES	Offense	Rate per 1,000	Cleared	% Cleared
<b>Sex Offenses (Nonforcible) (Total)</b>	<b>0</b>	<b>0.0</b>	<b>0</b>	<b>0.0</b>
Incest	0	0.0	0	0.0
Statutory Rape	0	0.0	0	0.0
<b>Pornography/Obscene Material</b>	<b>0</b>	<b>0.0</b>	<b>0</b>	<b>0.0</b>
<b>Gambling Offenses (Total)</b>	<b>0</b>	<b>0.0</b>	<b>0</b>	<b>0.0</b>
Gambling - Betting/Wagering	0	0.0	0	0.0
Gambling - Operating/Promoting	0	0.0	0	0.0
Gambling - Equipment Violations	0	0.0	0	0.0
Gambling - Sports Tampering	0	0.0	0	0.0
<b>Prostitution Offenses (Total)</b>	<b>0</b>	<b>0.0</b>	<b>0</b>	<b>0.0</b>
Prostitution	0	0.0	0	0.0
Prostitution Assisting/Promoting	0	0.0	0	0.0
<b>Bribery</b>	<b>0</b>	<b>0.0</b>	<b>0</b>	<b>0.0</b>
<b>Weapon Law Violations</b>	<b>1</b>	<b>0.1</b>	<b>1</b>	<b>100.0</b>

GROUP B OFFENSES	Offenses	Rate per 1,000
Bad Checks	0	0.0
Curfew/Vagrancy	0	0.0
Disorderly Conduct	0	0.0
DUI	0	0.0
Drunkenness	0	0.0
Family-Non Violent	0	0.0
Liquor Law Violations	0	0.0
Peeping Tom	0	0.0
Runaway	0	0.0
Trespass	0	0.0
All Other Offenses	1	0.1

2009 Fall Term Campus Population	
Undergraduate Enrollment	7,018
Graduate Enrollment	0
Staff Personnel	219
Faculty Personnel	162
Security Personnel	15
<b>Total Campus Population</b>	<b>7,414</b>





## Northeast State Community College - 2009

GROUP A OFFENSES	Offense	Rate per 1,000	Cleared	% Cleared
<b>Homicide Offenses (Total)</b>	<b>0</b>	<b>0.0</b>	<b>0</b>	<b>0.0</b>
Murder	0	0.0	0	0.0
Negligent Manslaughter	0	0.0	0	0.0
<b>Kidnaping/Abduction</b>	<b>0</b>	<b>0.0</b>	<b>0</b>	<b>0.0</b>
<b>Sex Offenses (Forcible) (Total)</b>	<b>0</b>	<b>0.0</b>	<b>0</b>	<b>0.0</b>
Forcible Rape	0	0.0	0	0.0
Forcible Sodomy	0	0.0	0	0.0
Sexual Assault W/Object	0	0.0	0	0.0
Forcible Fondling	0	0.0	0	0.0
<b>Robbery</b>	<b>0</b>	<b>0.0</b>	<b>0</b>	<b>0.0</b>
<b>Assault Offenses (Total)</b>	<b>1</b>	<b>0.2</b>	<b>0</b>	<b>0.0</b>
Aggravated Assault	0	0.0	0	0.0
Simple Assault	0	0.0	0	0.0
Intimidation	1	0.2	0	0.0
Stalking	0	0.0	0	0.0
<b>Arson</b>	<b>0</b>	<b>0.0</b>	<b>0</b>	<b>0.0</b>
<b>Extortion/Blackmail</b>	<b>0</b>	<b>0.0</b>	<b>0</b>	<b>0.0</b>
<b>Burglary</b>	<b>0</b>	<b>0.0</b>	<b>0</b>	<b>0.0</b>
<b>Larceny/Theft Offenses (Total)</b>	<b>23</b>	<b>3.9</b>	<b>4</b>	<b>17.4</b>
Theft - Pocket-picking	0	0.0	0	0.0
Theft - Purse Snatching	0	0.0	0	0.0
Theft - Shoplifting	0	0.0	0	0.0
Theft From Building	10	1.7	4	40.0
Theft From Coin Machine	0	0.0	0	0.0
Theft From Motor Vehicle	11	1.9	0	0.0
Theft of Motor Vehicle Parts	2	0.3	0	0.0
Theft - All Other Larceny	0	0.0	0	0.0
<b>Motor Vehicle Theft</b>	<b>0</b>	<b>0.0</b>	<b>0</b>	<b>0.0</b>
<b>Counterfeiting/Forgery</b>	<b>0</b>	<b>0.0</b>	<b>0</b>	<b>0.0</b>
<b>Fraud Offenses (Total)</b>	<b>0</b>	<b>0.0</b>	<b>0</b>	<b>0.0</b>
Fraud - False Pretenses	0	0.0	0	0.0
Fraud - Credit Card/ATM	0	0.0	0	0.0
Fraud - Impersonation	0	0.0	0	0.0
Fraud - Welfare	0	0.0	0	0.0
Fraud - Wire	0	0.0	0	0.0
<b>Embezzlement</b>	<b>0</b>	<b>0.0</b>	<b>0</b>	<b>0.0</b>
<b>Stolen Property Offenses</b>	<b>0</b>	<b>0.0</b>	<b>0</b>	<b>0.0</b>
<b>Destruction/Damage/Vandalism</b>	<b>2</b>	<b>0.3</b>	<b>0</b>	<b>0.0</b>
<b>Drug/Narcotic Violations (Total)</b>	<b>2</b>	<b>0.3</b>	<b>2</b>	<b>100.0</b>
Drug/Narcotic Violations	1	0.2	1	100.0
Drug/Narcotic Equipment Violations	1	0.2	1	100.0

GROUP A OFFENSES	Offense	Rate per 1,000	Cleared	% Cleared
<b>Sex Offenses (Nonforcible) (Total)</b>	<b>0</b>	<b>0.0</b>	<b>0</b>	<b>0.0</b>
Incest	0	0.0	0	0.0
Statutory Rape	0	0.0	0	0.0
<b>Pornography/Obscene Material</b>	<b>0</b>	<b>0.0</b>	<b>0</b>	<b>0.0</b>
<b>Gambling Offenses (Total)</b>	<b>0</b>	<b>0.0</b>	<b>0</b>	<b>0.0</b>
Gambling - Betting/Wagering	0	0.0	0	0.0
Gambling - Operating/Promoting	0	0.0	0	0.0
Gambling - Equipment Violations	0	0.0	0	0.0
Gambling - Sports Tampering	0	0.0	0	0.0
<b>Prostitution Offenses (Total)</b>	<b>0</b>	<b>0.0</b>	<b>0</b>	<b>0.0</b>
Prostitution	0	0.0	0	0.0
Prostitution Assisting/Promoting	0	0.0	0	0.0
<b>Bribery</b>	<b>0</b>	<b>0.0</b>	<b>0</b>	<b>0.0</b>
<b>Weapon Law Violations</b>	<b>1</b>	<b>0.2</b>	<b>1</b>	<b>100.0</b>

GROUP B OFFENSES	Offenses	Rate per 1,000
Bad Checks	0	0.0
Curfew/Vagrancy	0	0.0
Disorderly Conduct	0	0.0
DUI	0	0.0
Drunkenness	0	0.0
Family-Non Violent	0	0.0
Liquor Law Violations	0	0.0
Peeping Tom	0	0.0
Runaway	0	0.0
Trespass	0	0.0
All Other Offenses	0	0.0

2009 Fall Term Campus Population	
Undergraduate Enrollment	5,341
Graduate Enrollment	0
Staff Personnel	187
Faculty Personnel	296
Security Personnel	14
<b>Total Campus Population</b>	<b>5,838</b>



**Pellissippi State Community College - 2009**

<b>GROUP A OFFENSES</b>	Offense	Rate per 1,000	Cleared	% Cleared
<b>Homicide Offenses (Total)</b>	<b>0</b>	<b>0.0</b>	<b>0</b>	<b>0.0</b>
Murder	0	0.0	0	0.0
Negligent Manslaughter	0	0.0	0	0.0
<b>Kidnaping/Abduction</b>	<b>0</b>	<b>0.0</b>	<b>0</b>	<b>0.0</b>
<b>Sex Offenses (Forcible) (Total)</b>	<b>0</b>	<b>0.0</b>	<b>0</b>	<b>0.0</b>
Forcible Rape	0	0.0	0	0.0
Forcible Sodomy	0	0.0	0	0.0
Sexual Assault W/Object	0	0.0	0	0.0
Forcible Fondling	0	0.0	0	0.0
<b>Robbery</b>	<b>0</b>	<b>0.0</b>	<b>0</b>	<b>0.0</b>
<b>Assault Offenses (Total)</b>	<b>3</b>	<b>0.4</b>	<b>0</b>	<b>0.0</b>
Aggravated Assault	0	0.0	0	0.0
Simple Assault	1	0.1	0	0.0
Intimidation	2	0.3	0	0.0
Stalking	0	0.0	0	0.0
<b>Arson</b>	<b>0</b>	<b>0.0</b>	<b>0</b>	<b>0.0</b>
<b>Extortion/Blackmail</b>	<b>0</b>	<b>0.0</b>	<b>0</b>	<b>0.0</b>
<b>Burglary</b>	<b>0</b>	<b>0.0</b>	<b>0</b>	<b>0.0</b>
<b>Larceny/Theft Offenses (Total)</b>	<b>43</b>	<b>6.0</b>	<b>1</b>	<b>2.3</b>
Theft - Pocket-picking	1	0.1	0	0.0
Theft - Purse Snatching	0	0.0	0	0.0
Theft - Shoplifting	1	0.1	0	0.0
Theft From Building	31	4.3	0	0.0
Theft From Coin Machine	0	0.0	0	0.0
Theft From Motor Vehicle	7	1.0	0	0.0
Theft of Motor Vehicle Parts	0	0.0	0	0.0
Theft - All Other Larceny	3	0.4	1	33.3
<b>Motor Vehicle Theft</b>	<b>0</b>	<b>0.0</b>	<b>0</b>	<b>0.0</b>
<b>Counterfeiting/Forgery</b>	<b>0</b>	<b>0.0</b>	<b>0</b>	<b>0.0</b>
<b>Fraud Offenses (Total)</b>	<b>0</b>	<b>0.0</b>	<b>0</b>	<b>0.0</b>
Fraud - False Pretenses	0	0.0	0	0.0
Fraud - Credit Card/ATM	0	0.0	0	0.0
Fraud - Impersonation	0	0.0	0	0.0
Fraud - Welfare	0	0.0	0	0.0
Fraud - Wire	0	0.0	0	0.0
<b>Embezzlement</b>	<b>0</b>	<b>0.0</b>	<b>0</b>	<b>0.0</b>
<b>Stolen Property Offenses</b>	<b>0</b>	<b>0.0</b>	<b>0</b>	<b>0.0</b>
<b>Destruction/Damage/Vandalism</b>	<b>8</b>	<b>1.1</b>	<b>0</b>	<b>0.0</b>
<b>Drug/Narcotic Violations (Total)</b>	<b>0</b>	<b>0.0</b>	<b>0</b>	<b>0.0</b>
Drug/Narcotic Violations	0	0.0	0	0.0
Drug/Narcotic Equipment Violations	0	0.0	0	0.0

<b>GROUP A OFFENSES</b>	Offense	Rate per 1,000	Cleared	% Cleared
<b>Sex Offenses (Nonforcible) (Total)</b>	<b>0</b>	<b>0.0</b>	<b>0</b>	<b>0.0</b>
Incest	0	0.0	0	0.0
Statutory Rape	0	0.0	0	0.0
<b>Pornography/Obscene Material</b>	<b>0</b>	<b>0.0</b>	<b>0</b>	<b>0.0</b>
<b>Gambling Offenses (Total)</b>	<b>0</b>	<b>0.0</b>	<b>0</b>	<b>0.0</b>
Gambling - Betting/Wagering	0	0.0	0	0.0
Gambling - Operating/Promoting	0	0.0	0	0.0
Gambling - Equipment Violations	0	0.0	0	0.0
Gambling - Sports Tampering	0	0.0	0	0.0
<b>Prostitution Offenses (Total)</b>	<b>0</b>	<b>0.0</b>	<b>0</b>	<b>0.0</b>
Prostitution	0	0.0	0	0.0
Prostitution Assisting/Promoting	0	0.0	0	0.0
<b>Bribery</b>	<b>0</b>	<b>0.0</b>	<b>0</b>	<b>0.0</b>
<b>Weapon Law Violations</b>	<b>0</b>	<b>0.0</b>	<b>0</b>	<b>0.0</b>

<b>GROUP B OFFENSES</b>	Offenses	Rate per 1,000
Bad Checks	0	0.0
Curfew/Vagrancy	0	0.0
Disorderly Conduct	0	0.0
DUI	0	0.0
Drunkenness	1	0.1
Family-Non Violent	0	0.0
Liquor Law Violations	0	0.0
Peeping Tom	0	0.0
Runaway	0	0.0
Trespass	0	0.0
All Other Offenses	0	0.0

<b>2009 Fall Term Campus Population</b>	
Undergraduate Enrollment	6,220
Graduate Enrollment	0
Staff Personnel	449
Faculty Personnel	494
Security Personnel	26
<b>Total Campus Population</b>	<b>7,189</b>



## Rhodes College - 2009

GROUP A OFFENSES	Offense	Rate per 1,000	Cleared	% Cleared
<b>Homicide Offenses (Total)</b>	<b>0</b>	<b>0.0</b>	<b>0</b>	<b>0.0</b>
Murder	0	0.0	0	0.0
Negligent Manslaughter	0	0.0	0	0.0
<b>Kidnaping/Abduction</b>	<b>0</b>	<b>0.0</b>	<b>0</b>	<b>0.0</b>
<b>Sex Offenses (Forcible) (Total)</b>	<b>0</b>	<b>0.0</b>	<b>0</b>	<b>0.0</b>
Forcible Rape	0	0.0	0	0.0
Forcible Sodomy	0	0.0	0	0.0
Sexual Assault W/Object	0	0.0	0	0.0
Forcible Fondling	0	0.0	0	0.0
<b>Robbery</b>	<b>0</b>	<b>0.0</b>	<b>0</b>	<b>0.0</b>
<b>Assault Offenses (Total)</b>	<b>1</b>	<b>0.5</b>	<b>1</b>	<b>100.0</b>
Aggravated Assault	0	0.0	0	0.0
Simple Assault	1	0.5	1	100.0
Intimidation	0	0.0	0	0.0
Stalking	0	0.0	0	0.0
<b>Arson</b>	<b>0</b>	<b>0.0</b>	<b>0</b>	<b>0.0</b>
<b>Extortion/Blackmail</b>	<b>0</b>	<b>0.0</b>	<b>0</b>	<b>0.0</b>
<b>Burglary</b>	<b>2</b>	<b>0.9</b>	<b>0</b>	<b>0.0</b>
<b>Larceny/Theft Offenses (Total)</b>	<b>39</b>	<b>18.2</b>	<b>3</b>	<b>7.7</b>
Theft - Pocket-picking	0	0.0	0	0.0
Theft - Purse Snatching	0	0.0	0	0.0
Theft - Shoplifting	0	0.0	0	0.0
Theft From Building	36	16.8	3	8.3
Theft From Coin Machine	0	0.0	0	0.0
Theft From Motor Vehicle	0	0.0	0	0.0
Theft of Motor Vehicle Parts	0	0.0	0	0.0
Theft - All Other Larceny	3	1.4	0	0.0
<b>Motor Vehicle Theft</b>	<b>0</b>	<b>0.0</b>	<b>0</b>	<b>0.0</b>
<b>Counterfeiting/Forgery</b>	<b>0</b>	<b>0.0</b>	<b>0</b>	<b>0.0</b>
<b>Fraud Offenses (Total)</b>	<b>2</b>	<b>0.9</b>	<b>0</b>	<b>0.0</b>
Fraud - False Pretenses	0	0.0	0	0.0
Fraud - Credit Card/ATM	2	0.9	0	0.0
Fraud - Impersonation	0	0.0	0	0.0
Fraud - Welfare	0	0.0	0	0.0
Fraud - Wire	0	0.0	0	0.0
<b>Embezzlement</b>	<b>0</b>	<b>0.0</b>	<b>0</b>	<b>0.0</b>
<b>Stolen Property Offenses</b>	<b>0</b>	<b>0.0</b>	<b>0</b>	<b>0.0</b>
<b>Destruction/Damage/Vandalism</b>	<b>2</b>	<b>0.9</b>	<b>1</b>	<b>50.0</b>
<b>Drug/Narcotic Violations (Total)</b>	<b>15</b>	<b>7.0</b>	<b>15</b>	<b>100.0</b>
Drug/Narcotic Violations	10	4.7	10	100.0
Drug/Narcotic Equipment Violations	5	2.3	5	100.0

GROUP A OFFENSES	Offense	Rate per 1,000	Cleared	% Cleared
<b>Sex Offenses (Nonforcible) (Total)</b>	<b>0</b>	<b>0.0</b>	<b>0</b>	<b>0.0</b>
Incest	0	0.0	0	0.0
Statutory Rape	0	0.0	0	0.0
<b>Pornography/Obscene Material</b>	<b>0</b>	<b>0.0</b>	<b>0</b>	<b>0.0</b>
<b>Gambling Offenses (Total)</b>	<b>0</b>	<b>0.0</b>	<b>0</b>	<b>0.0</b>
Gambling - Betting/Wagering	0	0.0	0	0.0
Gambling - Operating/Promoting	0	0.0	0	0.0
Gambling - Equipment Violations	0	0.0	0	0.0
Gambling - Sports Tampering	0	0.0	0	0.0
<b>Prostitution Offenses (Total)</b>	<b>0</b>	<b>0.0</b>	<b>0</b>	<b>0.0</b>
Prostitution	0	0.0	0	0.0
Prostitution Assisting/Promoting	0	0.0	0	0.0
<b>Bribery</b>	<b>0</b>	<b>0.0</b>	<b>0</b>	<b>0.0</b>
<b>Weapon Law Violations</b>	<b>0</b>	<b>0.0</b>	<b>0</b>	<b>0.0</b>

GROUP B OFFENSES	Offenses	Rate per 1,000
Bad Checks	0	0.0
Curfew/Vagrancy	0	0.0
Disorderly Conduct	0	0.0
DUI	2	0.9
Drunkenness	0	0.0
Family-Non Violent	0	0.0
Liquor Law Violations	108	50.4
Peeping Tom	0	0.0
Runaway	0	0.0
Trespass	1	0.5
All Other Offenses	1	0.5

2009 Fall Term Campus Population	
Undergraduate Enrollment	1,666
Graduate Enrollment	10
Staff Personnel	268
Faculty Personnel	169
Security Personnel	29
<b>Total Campus Population</b>	<b>2,142</b>



## Roane State Community College - 2009

GROUP A OFFENSES	Offense	Rate per 1,000	Cleared	% Cleared
<b>Homicide Offenses (Total)</b>	<b>0</b>	<b>0.0</b>	<b>0</b>	<b>0.0</b>
Murder	0	0.0	0	0.0
Negligent Manslaughter	0	0.0	0	0.0
<b>Kidnaping/Abduction</b>	<b>0</b>	<b>0.0</b>	<b>0</b>	<b>0.0</b>
<b>Sex Offenses (Forcible) (Total)</b>	<b>0</b>	<b>0.0</b>	<b>0</b>	<b>0.0</b>
Forcible Rape	0	0.0	0	0.0
Forcible Sodomy	0	0.0	0	0.0
Sexual Assault W/Object	0	0.0	0	0.0
Forcible Fondling	0	0.0	0	0.0
<b>Robbery</b>	<b>0</b>	<b>0.0</b>	<b>0</b>	<b>0.0</b>
<b>Assault Offenses (Total)</b>	<b>3</b>	<b>0.7</b>	<b>0</b>	<b>0.0</b>
Aggravated Assault	0	0.0	0	0.0
Simple Assault	3	0.7	0	0.0
Intimidation	0	0.0	0	0.0
Stalking	0	0.0	0	0.0
<b>Arson</b>	<b>0</b>	<b>0.0</b>	<b>0</b>	<b>0.0</b>
<b>Extortion/Blackmail</b>	<b>0</b>	<b>0.0</b>	<b>0</b>	<b>0.0</b>
<b>Burglary</b>	<b>1</b>	<b>0.2</b>	<b>0</b>	<b>0.0</b>
<b>Larceny/Theft Offenses (Total)</b>	<b>15</b>	<b>3.3</b>	<b>0</b>	<b>0.0</b>
Theft - Pocket-picking	0	0.0	0	0.0
Theft - Purse Snatching	0	0.0	0	0.0
Theft - Shoplifting	0	0.0	0	0.0
Theft From Building	10	2.2	0	0.0
Theft From Coin Machine	1	0.2	0	0.0
Theft From Motor Vehicle	2	0.4	0	0.0
Theft of Motor Vehicle Parts	1	0.2	0	0.0
Theft - All Other Larceny	1	0.2	0	0.0
<b>Motor Vehicle Theft</b>	<b>0</b>	<b>0.0</b>	<b>0</b>	<b>0.0</b>
<b>Counterfeiting/Forgery</b>	<b>2</b>	<b>0.4</b>	<b>0</b>	<b>0.0</b>
<b>Fraud Offenses (Total)</b>	<b>0</b>	<b>0.0</b>	<b>0</b>	<b>0.0</b>
Fraud - False Pretenses	0	0.0	0	0.0
Fraud - Credit Card/ATM	0	0.0	0	0.0
Fraud - Impersonation	0	0.0	0	0.0
Fraud - Welfare	0	0.0	0	0.0
Fraud - Wire	0	0.0	0	0.0
<b>Embezzlement</b>	<b>1</b>	<b>0.2</b>	<b>0</b>	<b>0.0</b>
<b>Stolen Property Offenses</b>	<b>0</b>	<b>0.0</b>	<b>0</b>	<b>0.0</b>
<b>Destruction/Damage/Vandalism</b>	<b>3</b>	<b>0.7</b>	<b>0</b>	<b>0.0</b>
<b>Drug/Narcotic Violations (Total)</b>	<b>0</b>	<b>0.0</b>	<b>0</b>	<b>0.0</b>
Drug/Narcotic Violations	0	0.0	0	0.0
Drug/Narcotic Equipment Violations	0	0.0	0	0.0

GROUP A OFFENSES	Offense	Rate per 1,000	Cleared	% Cleared
<b>Sex Offenses (Nonforcible) (Total)</b>	<b>0</b>	<b>0.0</b>	<b>0</b>	<b>0.0</b>
Incest	0	0.0	0	0.0
Statutory Rape	0	0.0	0	0.0
<b>Pornography/Obscene Material</b>	<b>0</b>	<b>0.0</b>	<b>0</b>	<b>0.0</b>
<b>Gambling Offenses (Total)</b>	<b>0</b>	<b>0.0</b>	<b>0</b>	<b>0.0</b>
Gambling - Betting/Wagering	0	0.0	0	0.0
Gambling - Operating/Promoting	0	0.0	0	0.0
Gambling - Equipment Violations	0	0.0	0	0.0
Gambling - Sports Tampering	0	0.0	0	0.0
<b>Prostitution Offenses (Total)</b>	<b>0</b>	<b>0.0</b>	<b>0</b>	<b>0.0</b>
Prostitution	0	0.0	0	0.0
Prostitution Assisting/Promoting	0	0.0	0	0.0
<b>Bribery</b>	<b>0</b>	<b>0.0</b>	<b>0</b>	<b>0.0</b>
<b>Weapon Law Violations</b>	<b>0</b>	<b>0.0</b>	<b>0</b>	<b>0.0</b>

GROUP B OFFENSES	Offenses	Rate per 1,000
Bad Checks	0	0.0
Curfew/Vagrancy	0	0.0
Disorderly Conduct	0	0.0
DUI	0	0.0
Drunkenness	0	0.0
Family-Non Violent	0	0.0
Liquor Law Violations	0	0.0
Peeping Tom	0	0.0
Runaway	0	0.0
Trespass	0	0.0
All Other Offenses	0	0.0

2009 Fall Term Campus Population	
Undergraduate Enrollment	4,227
Graduate Enrollment	0
Staff Personnel	197
Faculty Personnel	153
Security Personnel	7
<b>Total Campus Population</b>	<b>4,584</b>



## Southern Adventist University - 2009

GROUP A OFFENSES	Offense	Rate per 1,000	Cleared	% Cleared
<b>Homicide Offenses (Total)</b>	<b>0</b>	<b>0.0</b>	<b>0</b>	<b>0.0</b>
Murder	0	0.0	0	0.0
Negligent Manslaughter	0	0.0	0	0.0
<b>Kidnaping/Abduction</b>	<b>0</b>	<b>0.0</b>	<b>0</b>	<b>0.0</b>
<b>Sex Offenses (Forcible) (Total)</b>	<b>0</b>	<b>0.0</b>	<b>0</b>	<b>0.0</b>
Forcible Rape	0	0.0	0	0.0
Forcible Sodomy	0	0.0	0	0.0
Sexual Assault W/Object	0	0.0	0	0.0
Forcible Fondling	0	0.0	0	0.0
<b>Robbery</b>	<b>0</b>	<b>0.0</b>	<b>0</b>	<b>0.0</b>
<b>Assault Offenses (Total)</b>	<b>0</b>	<b>0.0</b>	<b>0</b>	<b>0.0</b>
Aggravated Assault	0	0.0	0	0.0
Simple Assault	0	0.0	0	0.0
Intimidation	0	0.0	0	0.0
Stalking	0	0.0	0	0.0
<b>Arson</b>	<b>0</b>	<b>0.0</b>	<b>0</b>	<b>0.0</b>
<b>Extortion/Blackmail</b>	<b>0</b>	<b>0.0</b>	<b>0</b>	<b>0.0</b>
<b>Burglary</b>	<b>0</b>	<b>0.0</b>	<b>0</b>	<b>0.0</b>
<b>Larceny/Theft Offenses (Total)</b>	<b>0</b>	<b>0.0</b>	<b>0</b>	<b>0.0</b>
Theft - Pocket-picking	0	0.0	0	0.0
Theft - Purse Snatching	0	0.0	0	0.0
Theft - Shoplifting	0	0.0	0	0.0
Theft From Building	0	0.0	0	0.0
Theft From Coin Machine	0	0.0	0	0.0
Theft From Motor Vehicle	0	0.0	0	0.0
Theft of Motor Vehicle Parts	0	0.0	0	0.0
Theft - All Other Larceny	0	0.0	0	0.0
<b>Motor Vehicle Theft</b>	<b>0</b>	<b>0.0</b>	<b>0</b>	<b>0.0</b>
<b>Counterfeiting/Forgery</b>	<b>0</b>	<b>0.0</b>	<b>0</b>	<b>0.0</b>
<b>Fraud Offenses (Total)</b>	<b>0</b>	<b>0.0</b>	<b>0</b>	<b>0.0</b>
Fraud - False Pretenses	0	0.0	0	0.0
Fraud - Credit Card/ATM	0	0.0	0	0.0
Fraud - Impersonation	0	0.0	0	0.0
Fraud - Welfare	0	0.0	0	0.0
Fraud - Wire	0	0.0	0	0.0
<b>Embezzlement</b>	<b>0</b>	<b>0.0</b>	<b>0</b>	<b>0.0</b>
<b>Stolen Property Offenses</b>	<b>0</b>	<b>0.0</b>	<b>0</b>	<b>0.0</b>
<b>Destruction/Damage/Vandalism</b>	<b>0</b>	<b>0.0</b>	<b>0</b>	<b>0.0</b>
<b>Drug/Narcotic Violations (Total)</b>	<b>0</b>	<b>0.0</b>	<b>0</b>	<b>0.0</b>
Drug/Narcotic Violations	0	0.0	0	0.0
Drug/Narcotic Equipment Violations	0	0.0	0	0.0

GROUP A OFFENSES	Offense	Rate per 1,000	Cleared	% Cleared
<b>Sex Offenses (Nonforcible) (Total)</b>	<b>0</b>	<b>0.0</b>	<b>0</b>	<b>0.0</b>
Incest	0	0.0	0	0.0
Statutory Rape	0	0.0	0	0.0
<b>Pornography/Obscene Material</b>	<b>0</b>	<b>0.0</b>	<b>0</b>	<b>0.0</b>
<b>Gambling Offenses (Total)</b>	<b>0</b>	<b>0.0</b>	<b>0</b>	<b>0.0</b>
Gambling - Betting/Wagering	0	0.0	0	0.0
Gambling - Operating/Promoting	0	0.0	0	0.0
Gambling - Equipment Violations	0	0.0	0	0.0
Gambling - Sports Tampering	0	0.0	0	0.0
<b>Prostitution Offenses (Total)</b>	<b>0</b>	<b>0.0</b>	<b>0</b>	<b>0.0</b>
Prostitution	0	0.0	0	0.0
Prostitution Assisting/Promoting	0	0.0	0	0.0
<b>Bribery</b>	<b>0</b>	<b>0.0</b>	<b>0</b>	<b>0.0</b>
<b>Weapon Law Violations</b>	<b>0</b>	<b>0.0</b>	<b>0</b>	<b>0.0</b>

GROUP B OFFENSES	Offenses	Rate per 1,000
Bad Checks	0	0.0
Curfew/Vagrancy	0	0.0
Disorderly Conduct	0	0.0
DUI	0	0.0
Drunkenness	0	0.0
Family-Non Violent	0	0.0
Liquor Law Violations	0	0.0
Peeping Tom	0	0.0
Runaway	0	0.0
Trespass	0	0.0
All Other Offenses	0	0.0

2009 Fall Term Campus Population	
Undergraduate Enrollment	2,647
Graduate Enrollment	244
Staff Personnel	394
Faculty Personnel	220
Security Personnel	7
<b>Total Campus Population</b>	<b>3,512</b>



## Southern College of Optometry - 2009

GROUP A OFFENSES	Offense	Rate per 1,000	Cleared	% Cleared
<b>Homicide Offenses (Total)</b>	<b>0</b>	<b>0.0</b>	<b>0</b>	<b>0.0</b>
Murder	0	0.0	0	0.0
Negligent Manslaughter	0	0.0	0	0.0
<b>Kidnaping/Abduction</b>	<b>0</b>	<b>0.0</b>	<b>0</b>	<b>0.0</b>
<b>Sex Offenses (Forcible) (Total)</b>	<b>0</b>	<b>0.0</b>	<b>0</b>	<b>0.0</b>
Forcible Rape	0	0.0	0	0.0
Forcible Sodomy	0	0.0	0	0.0
Sexual Assault W/Object	0	0.0	0	0.0
Forcible Fondling	0	0.0	0	0.0
<b>Robbery</b>	<b>0</b>	<b>0.0</b>	<b>0</b>	<b>0.0</b>
<b>Assault Offenses (Total)</b>	<b>0</b>	<b>0.0</b>	<b>0</b>	<b>0.0</b>
Aggravated Assault	0	0.0	0	0.0
Simple Assault	0	0.0	0	0.0
Intimidation	0	0.0	0	0.0
Stalking	0	0.0	0	0.0
<b>Arson</b>	<b>0</b>	<b>0.0</b>	<b>0</b>	<b>0.0</b>
<b>Extortion/Blackmail</b>	<b>0</b>	<b>0.0</b>	<b>0</b>	<b>0.0</b>
<b>Burglary</b>	<b>1</b>	<b>1.5</b>	<b>1</b>	<b>100.0</b>
<b>Larceny/Theft Offenses (Total)</b>	<b>5</b>	<b>7.6</b>	<b>0</b>	<b>0.0</b>
Theft - Pocket-picking	0	0.0	0	0.0
Theft - Purse Snatching	0	0.0	0	0.0
Theft - Shoplifting	0	0.0	0	0.0
Theft From Building	4	6.1	0	0.0
Theft From Coin Machine	0	0.0	0	0.0
Theft From Motor Vehicle	0	0.0	0	0.0
Theft of Motor Vehicle Parts	0	0.0	0	0.0
Theft - All Other Larceny	1	1.5	0	0.0
<b>Motor Vehicle Theft</b>	<b>0</b>	<b>0.0</b>	<b>0</b>	<b>0.0</b>
<b>Counterfeiting/Forgery</b>	<b>0</b>	<b>0.0</b>	<b>0</b>	<b>0.0</b>
<b>Fraud Offenses (Total)</b>	<b>0</b>	<b>0.0</b>	<b>0</b>	<b>0.0</b>
Fraud - False Pretenses	0	0.0	0	0.0
Fraud - Credit Card/ATM	0	0.0	0	0.0
Fraud - Impersonation	0	0.0	0	0.0
Fraud - Welfare	0	0.0	0	0.0
Fraud - Wire	0	0.0	0	0.0
<b>Embezzlement</b>	<b>0</b>	<b>0.0</b>	<b>0</b>	<b>0.0</b>
<b>Stolen Property Offenses</b>	<b>0</b>	<b>0.0</b>	<b>0</b>	<b>0.0</b>
<b>Destruction/Damage/Vandalism</b>	<b>0</b>	<b>0.0</b>	<b>0</b>	<b>0.0</b>
<b>Drug/Narcotic Violations (Total)</b>	<b>0</b>	<b>0.0</b>	<b>0</b>	<b>0.0</b>
Drug/Narcotic Violations	0	0.0	0	0.0
Drug/Narcotic Equipment Violations	0	0.0	0	0.0

GROUP A OFFENSES	Offense	Rate per 1,000	Cleared	% Cleared
<b>Sex Offenses (Nonforcible) (Total)</b>	<b>0</b>	<b>0.0</b>	<b>0</b>	<b>0.0</b>
Incest	0	0.0	0	0.0
Statutory Rape	0	0.0	0	0.0
<b>Pornography/Obscene Material</b>	<b>0</b>	<b>0.0</b>	<b>0</b>	<b>0.0</b>
<b>Gambling Offenses (Total)</b>	<b>0</b>	<b>0.0</b>	<b>0</b>	<b>0.0</b>
Gambling - Betting/Wagering	0	0.0	0	0.0
Gambling - Operating/Promoting	0	0.0	0	0.0
Gambling - Equipment Violations	0	0.0	0	0.0
Gambling - Sports Tampering	0	0.0	0	0.0
<b>Prostitution Offenses (Total)</b>	<b>0</b>	<b>0.0</b>	<b>0</b>	<b>0.0</b>
Prostitution	0	0.0	0	0.0
Prostitution Assisting/Promoting	0	0.0	0	0.0
<b>Bribery</b>	<b>0</b>	<b>0.0</b>	<b>0</b>	<b>0.0</b>
<b>Weapon Law Violations</b>	<b>0</b>	<b>0.0</b>	<b>0</b>	<b>0.0</b>

GROUP B OFFENSES	Offenses	Rate per 1,000
Bad Checks	0	0.0
Curfew/Vagrancy	0	0.0
Disorderly Conduct	0	0.0
DUI	0	0.0
Drunkenness	0	0.0
Family-Non Violent	0	0.0
Liquor Law Violations	0	0.0
Peeping Tom	0	0.0
Runaway	0	0.0
Trespass	0	0.0
All Other Offenses	0	0.0

2009 Fall Term Campus Population	
Undergraduate Enrollment	0
Graduate Enrollment	484
Staff Personnel	97
Faculty Personnel	64
Security Personnel	14
<b>Total Campus Population</b>	<b>659</b>



## Southwest Tennessee Community College - 2009

GROUP A OFFENSES	Offense	Rate per 1,000	Cleared	% Cleared
<b>Homicide Offenses (Total)</b>	<b>0</b>	<b>0.0</b>	<b>0</b>	<b>0.0</b>
Murder	0	0.0	0	0.0
Negligent Manslaughter	0	0.0	0	0.0
<b>Kidnaping/Abduction</b>	<b>0</b>	<b>0.0</b>	<b>0</b>	<b>0.0</b>
<b>Sex Offenses (Forcible) (Total)</b>	<b>0</b>	<b>0.0</b>	<b>0</b>	<b>0.0</b>
Forcible Rape	0	0.0	0	0.0
Forcible Sodomy	0	0.0	0	0.0
Sexual Assault W/Object	0	0.0	0	0.0
Forcible Fondling	0	0.0	0	0.0
<b>Robbery</b>	<b>0</b>	<b>0.0</b>	<b>0</b>	<b>0.0</b>
<b>Assault Offenses (Total)</b>	<b>6</b>	<b>0.4</b>	<b>2</b>	<b>33.3</b>
Aggravated Assault	2	0.1	1	50.0
Simple Assault	4	0.3	1	25.0
Intimidation	0	0.0	0	0.0
Stalking	0	0.0	0	0.0
<b>Arson</b>	<b>0</b>	<b>0.0</b>	<b>0</b>	<b>0.0</b>
<b>Extortion/Blackmail</b>	<b>0</b>	<b>0.0</b>	<b>0</b>	<b>0.0</b>
<b>Burglary</b>	<b>0</b>	<b>0.0</b>	<b>0</b>	<b>0.0</b>
<b>Larceny/Theft Offenses (Total)</b>	<b>23</b>	<b>1.6</b>	<b>1</b>	<b>4.3</b>
Theft - Pocket-picking	0	0.0	0	0.0
Theft - Purse Snatching	0	0.0	0	0.0
Theft - Shoplifting	1	0.1	1	100.0
Theft From Building	16	1.1	0	0.0
Theft From Coin Machine	0	0.0	0	0.0
Theft From Motor Vehicle	1	0.1	0	0.0
Theft of Motor Vehicle Parts	5	0.4	0	0.0
Theft - All Other Larceny	0	0.0	0	0.0
<b>Motor Vehicle Theft</b>	<b>0</b>	<b>0.0</b>	<b>0</b>	<b>0.0</b>
<b>Counterfeiting/Forgery</b>	<b>0</b>	<b>0.0</b>	<b>0</b>	<b>0.0</b>
<b>Fraud Offenses (Total)</b>	<b>0</b>	<b>0.0</b>	<b>0</b>	<b>0.0</b>
Fraud - False Pretenses	0	0.0	0	0.0
Fraud - Credit Card/ATM	0	0.0	0	0.0
Fraud - Impersonation	0	0.0	0	0.0
Fraud - Welfare	0	0.0	0	0.0
Fraud - Wire	0	0.0	0	0.0
<b>Embezzlement</b>	<b>2</b>	<b>0.1</b>	<b>1</b>	<b>50.0</b>
<b>Stolen Property Offenses</b>	<b>0</b>	<b>0.0</b>	<b>0</b>	<b>0.0</b>
<b>Destruction/Damage/Vandalism</b>	<b>3</b>	<b>0.2</b>	<b>0</b>	<b>0.0</b>
<b>Drug/Narcotic Violations (Total)</b>	<b>0</b>	<b>0.0</b>	<b>0</b>	<b>0.0</b>
Drug/Narcotic Violations	0	0.0	0	0.0
Drug/Narcotic Equipment Violations	0	0.0	0	0.0

GROUP A OFFENSES	Offense	Rate per 1,000	Cleared	% Cleared
<b>Sex Offenses (Nonforcible) (Total)</b>	<b>0</b>	<b>0.0</b>	<b>0</b>	<b>0.0</b>
Incest	0	0.0	0	0.0
Statutory Rape	0	0.0	0	0.0
<b>Pornography/Obscene Material</b>	<b>0</b>	<b>0.0</b>	<b>0</b>	<b>0.0</b>
<b>Gambling Offenses (Total)</b>	<b>0</b>	<b>0.0</b>	<b>0</b>	<b>0.0</b>
Gambling - Betting/Wagering	0	0.0	0	0.0
Gambling - Operating/Promoting	0	0.0	0	0.0
Gambling - Equipment Violations	0	0.0	0	0.0
Gambling - Sports Tampering	0	0.0	0	0.0
<b>Prostitution Offenses (Total)</b>	<b>0</b>	<b>0.0</b>	<b>0</b>	<b>0.0</b>
Prostitution	0	0.0	0	0.0
Prostitution Assisting/Promoting	0	0.0	0	0.0
<b>Bribery</b>	<b>0</b>	<b>0.0</b>	<b>0</b>	<b>0.0</b>
<b>Weapon Law Violations</b>	<b>1</b>	<b>0.1</b>	<b>1</b>	<b>100.0</b>

GROUP B OFFENSES	Offenses	Rate per 1,000
Bad Checks	0	0.0
Curfew/Vagrancy	0	0.0
Disorderly Conduct	2	0.1
DUI	0	0.0
Drunkenness	0	0.0
Family-Non Violent	0	0.0
Liquor Law Violations	0	0.0
Peeping Tom	0	0.0
Runaway	0	0.0
Trespass	0	0.0
All Other Offenses	4	0.3

2009 Fall Term Campus Population	
Undergraduate Enrollment	13,016
Graduate Enrollment	0
Staff Personnel	422
Faculty Personnel	585
Security Personnel	30
<b>Total Campus Population</b>	<b>14,053</b>



## Tennessee State University - 2009

GROUP A OFFENSES	Offense	Rate per 1,000	Cleared	% Cleared
<b>Homicide Offenses (Total)</b>	<b>2</b>	<b>0.2</b>	<b>2</b>	<b>100.0</b>
Murder	2	0.2	2	100.0
Negligent Manslaughter	0	0.0	0	0.0
<b>Kidnaping/Abduction</b>	<b>1</b>	<b>0.1</b>	<b>0</b>	<b>0.0</b>
<b>Sex Offenses (Forcible) (Total)</b>	<b>1</b>	<b>0.1</b>	<b>0</b>	<b>0.0</b>
Forcible Rape	0	0.0	0	0.0
Forcible Sodomy	0	0.0	0	0.0
Sexual Assault W/Object	1	0.1	0	0.0
Forcible Fondling	0	0.0	0	0.0
<b>Robbery</b>	<b>6</b>	<b>0.7</b>	<b>1</b>	<b>16.7</b>
<b>Assault Offenses (Total)</b>	<b>58</b>	<b>7.0</b>	<b>6</b>	<b>10.3</b>
Aggravated Assault	3	0.4	0	0.0
Simple Assault	37	4.5	5	13.5
Intimidation	17	2.0	1	5.9
Stalking	1	0.1	0	0.0
<b>Arson</b>	<b>1</b>	<b>0.1</b>	<b>0</b>	<b>0.0</b>
<b>Extortion/Blackmail</b>	<b>0</b>	<b>0.0</b>	<b>0</b>	<b>0.0</b>
<b>Burglary</b>	<b>18</b>	<b>2.2</b>	<b>1</b>	<b>5.6</b>
<b>Larceny/Theft Offenses (Total)</b>	<b>156</b>	<b>18.8</b>	<b>2</b>	<b>1.3</b>
Theft - Pocket-picking	1	0.1	0	0.0
Theft - Purse Snatching	0	0.0	0	0.0
Theft - Shoplifting	2	0.2	0	0.0
Theft From Building	65	7.8	2	3.1
Theft From Coin Machine	1	0.1	0	0.0
Theft From Motor Vehicle	15	1.8	0	0.0
Theft of Motor Vehicle Parts	7	0.8	0	0.0
Theft - All Other Larceny	65	7.8	0	0.0
<b>Motor Vehicle Theft</b>	<b>5</b>	<b>0.6</b>	<b>0</b>	<b>0.0</b>
<b>Counterfeiting/Forgery</b>	<b>0</b>	<b>0.0</b>	<b>0</b>	<b>0.0</b>
<b>Fraud Offenses (Total)</b>	<b>6</b>	<b>0.7</b>	<b>0</b>	<b>0.0</b>
Fraud - False Pretenses	4	0.5	0	0.0
Fraud - Credit Card/ATM	2	0.2	0	0.0
Fraud - Impersonation	0	0.0	0	0.0
Fraud - Welfare	0	0.0	0	0.0
Fraud - Wire	0	0.0	0	0.0
<b>Embezzlement</b>	<b>0</b>	<b>0.0</b>	<b>0</b>	<b>0.0</b>
<b>Stolen Property Offenses</b>	<b>0</b>	<b>0.0</b>	<b>0</b>	<b>0.0</b>
<b>Destruction/Damage/Vandalism</b>	<b>30</b>	<b>3.6</b>	<b>0</b>	<b>0.0</b>
<b>Drug/Narcotic Violations (Total)</b>	<b>13</b>	<b>1.6</b>	<b>7</b>	<b>53.8</b>
Drug/Narcotic Violations	13	1.6	7	53.8
Drug/Narcotic Equipment Violations	0	0.0	0	0.0

GROUP A OFFENSES	Offense	Rate per 1,000	Cleared	% Cleared
<b>Sex Offenses (Nonforcible) (Total)</b>	<b>0</b>	<b>0.0</b>	<b>0</b>	<b>0.0</b>
Incest	0	0.0	0	0.0
Statutory Rape	0	0.0	0	0.0
<b>Pornography/Obscene Material</b>	<b>0</b>	<b>0.0</b>	<b>0</b>	<b>0.0</b>
<b>Gambling Offenses (Total)</b>	<b>0</b>	<b>0.0</b>	<b>0</b>	<b>0.0</b>
Gambling - Betting/Wagering	0	0.0	0	0.0
Gambling - Operating/Promoting	0	0.0	0	0.0
Gambling - Equipment Violations	0	0.0	0	0.0
Gambling - Sports Tampering	0	0.0	0	0.0
<b>Prostitution Offenses (Total)</b>	<b>0</b>	<b>0.0</b>	<b>0</b>	<b>0.0</b>
Prostitution	0	0.0	0	0.0
Prostitution Assisting/Promoting	0	0.0	0	0.0
<b>Bribery</b>	<b>0</b>	<b>0.0</b>	<b>0</b>	<b>0.0</b>
<b>Weapon Law Violations</b>	<b>4</b>	<b>0.5</b>	<b>3</b>	<b>75.0</b>

GROUP B OFFENSES	Offenses	Rate per 1,000
Bad Checks	0	0.0
Curfew/Vagrancy	0	0.0
Disorderly Conduct	7	0.8
DUI	1	0.1
Drunkenness	0	0.0
Family-Non Violent	0	0.0
Liquor Law Violations	2	0.2
Peeping Tom	0	0.0
Runaway	0	0.0
Trespass	6	0.7
All Other Offenses	5	0.6

2009 Fall Term Campus Population	
Undergraduate Enrollment	5,847
Graduate Enrollment	1,177
Staff Personnel	825
Faculty Personnel	408
Security Personnel	46
Total Campus Population	8,303





## Tennessee Technological University - 2009

GROUP A OFFENSES	Offense	Rate per 1,000	Cleared	% Cleared
<b>Homicide Offenses (Total)</b>	<b>0</b>	<b>0.0</b>	<b>0</b>	<b>0.0</b>
Murder	0	0.0	0	0.0
Negligent Manslaughter	0	0.0	0	0.0
<b>Kidnaping/Abduction</b>	<b>0</b>	<b>0.0</b>	<b>0</b>	<b>0.0</b>
<b>Sex Offenses (Forcible) (Total)</b>	<b>0</b>	<b>0.0</b>	<b>0</b>	<b>0.0</b>
Forcible Rape	0	0.0	0	0.0
Forcible Sodomy	0	0.0	0	0.0
Sexual Assault W/Object	0	0.0	0	0.0
Forcible Fondling	0	0.0	0	0.0
<b>Robbery</b>	<b>1</b>	<b>0.1</b>	<b>1</b>	<b>100.0</b>
<b>Assault Offenses (Total)</b>	<b>25</b>	<b>2.5</b>	<b>10</b>	<b>40.0</b>
Aggravated Assault	2	0.2	0	0.0
Simple Assault	10	1.0	7	70.0
Intimidation	13	1.3	3	23.1
Stalking	0	0.0	0	0.0
<b>Arson</b>	<b>2</b>	<b>0.2</b>	<b>0</b>	<b>0.0</b>
<b>Extortion/Blackmail</b>	<b>0</b>	<b>0.0</b>	<b>0</b>	<b>0.0</b>
<b>Burglary</b>	<b>24</b>	<b>2.4</b>	<b>4</b>	<b>16.7</b>
<b>Larceny/Theft Offenses (Total)</b>	<b>81</b>	<b>8.0</b>	<b>15</b>	<b>18.5</b>
Theft - Pocket-picking	0	0.0	0	0.0
Theft - Purse Snatching	0	0.0	0	0.0
Theft - Shoplifting	0	0.0	0	0.0
Theft From Building	38	3.7	11	28.9
Theft From Coin Machine	0	0.0	0	0.0
Theft From Motor Vehicle	19	1.9	2	10.5
Theft of Motor Vehicle Parts	6	0.6	0	0.0
Theft - All Other Larceny	18	1.8	2	11.1
<b>Motor Vehicle Theft</b>	<b>1</b>	<b>0.1</b>	<b>0</b>	<b>0.0</b>
<b>Counterfeiting/Forgery</b>	<b>2</b>	<b>0.2</b>	<b>2</b>	<b>100.0</b>
<b>Fraud Offenses (Total)</b>	<b>4</b>	<b>0.4</b>	<b>1</b>	<b>25.0</b>
Fraud - False Pretenses	1	0.1	0	0.0
Fraud - Credit Card/ATM	1	0.1	0	0.0
Fraud - Impersonation	1	0.1	1	100.0
Fraud - Welfare	0	0.0	0	0.0
Fraud - Wire	1	0.1	0	0.0
<b>Embezzlement</b>	<b>0</b>	<b>0.0</b>	<b>0</b>	<b>0.0</b>
<b>Stolen Property Offenses</b>	<b>1</b>	<b>0.1</b>	<b>1</b>	<b>100.0</b>
<b>Destruction/Damage/Vandalism</b>	<b>27</b>	<b>2.7</b>	<b>5</b>	<b>18.5</b>
<b>Drug/Narcotic Violations (Total)</b>	<b>12</b>	<b>1.2</b>	<b>11</b>	<b>91.7</b>
Drug/Narcotic Violations	8	0.8	7	87.5
Drug/Narcotic Equipment Violations	4	0.4	4	100.0

GROUP A OFFENSES	Offense	Rate per 1,000	Cleared	% Cleared
<b>Sex Offenses (Nonforcible) (Total)</b>	<b>0</b>	<b>0.0</b>	<b>0</b>	<b>0.0</b>
Incest	0	0.0	0	0.0
Statutory Rape	0	0.0	0	0.0
<b>Pornography/Obscene Material</b>	<b>0</b>	<b>0.0</b>	<b>0</b>	<b>0.0</b>
<b>Gambling Offenses (Total)</b>	<b>0</b>	<b>0.0</b>	<b>0</b>	<b>0.0</b>
Gambling - Betting/Wagering	0	0.0	0	0.0
Gambling - Operating/Promoting	0	0.0	0	0.0
Gambling - Equipment Violations	0	0.0	0	0.0
Gambling - Sports Tampering	0	0.0	0	0.0
<b>Prostitution Offenses (Total)</b>	<b>0</b>	<b>0.0</b>	<b>0</b>	<b>0.0</b>
Prostitution	0	0.0	0	0.0
Prostitution Assisting/Promoting	0	0.0	0	0.0
<b>Bribery</b>	<b>0</b>	<b>0.0</b>	<b>0</b>	<b>0.0</b>
<b>Weapon Law Violations</b>	<b>0</b>	<b>0.0</b>	<b>0</b>	<b>0.0</b>

GROUP B OFFENSES	Offenses	Rate per 1,000
Bad Checks	0	0.0
Curfew/Vagrancy	0	0.0
Disorderly Conduct	10	1.0
DUI	2	0.2
Drunkenness	6	0.6
Family-Non Violent	0	0.0
Liquor Law Violations	7	0.7
Peeping Tom	0	0.0
Runaway	0	0.0
Trespass	0	0.0
All Other Offenses	2	0.2

2009 Fall Term Campus Population	
Undergraduate Enrollment	8,089
Graduate Enrollment	971
Staff Personnel	414
Faculty Personnel	681
Security Personnel	23
<b>Total Campus Population</b>	<b>10,178</b>



## Tennessee Technology Center at Athens - 2009

GROUP A OFFENSES	Offense	Rate per 1,000	Cleared	% Cleared
<b>Homicide Offenses (Total)</b>	<b>0</b>	<b>0.0</b>	<b>0</b>	<b>0.0</b>
Murder	0	0.0	0	0.0
Negligent Manslaughter	0	0.0	0	0.0
<b>Kidnaping/Abduction</b>	<b>0</b>	<b>0.0</b>	<b>0</b>	<b>0.0</b>
<b>Sex Offenses (Forcible) (Total)</b>	<b>0</b>	<b>0.0</b>	<b>0</b>	<b>0.0</b>
Forcible Rape	0	0.0	0	0.0
Forcible Sodomy	0	0.0	0	0.0
Sexual Assault W/Object	0	0.0	0	0.0
Forcible Fondling	0	0.0	0	0.0
<b>Robbery</b>	<b>0</b>	<b>0.0</b>	<b>0</b>	<b>0.0</b>
<b>Assault Offenses (Total)</b>	<b>0</b>	<b>0.0</b>	<b>0</b>	<b>0.0</b>
Aggravated Assault	0	0.0	0	0.0
Simple Assault	0	0.0	0	0.0
Intimidation	0	0.0	0	0.0
Stalking	0	0.0	0	0.0
<b>Arson</b>	<b>0</b>	<b>0.0</b>	<b>0</b>	<b>0.0</b>
<b>Extortion/Blackmail</b>	<b>0</b>	<b>0.0</b>	<b>0</b>	<b>0.0</b>
<b>Burglary</b>	<b>0</b>	<b>0.0</b>	<b>0</b>	<b>0.0</b>
<b>Larceny/Theft Offenses (Total)</b>	<b>0</b>	<b>0.0</b>	<b>0</b>	<b>0.0</b>
Theft - Pocket-picking	0	0.0	0	0.0
Theft - Purse Snatching	0	0.0	0	0.0
Theft - Shoplifting	0	0.0	0	0.0
Theft From Building	0	0.0	0	0.0
Theft From Coin Machine	0	0.0	0	0.0
Theft From Motor Vehicle	0	0.0	0	0.0
Theft of Motor Vehicle Parts	0	0.0	0	0.0
Theft - All Other Larceny	0	0.0	0	0.0
<b>Motor Vehicle Theft</b>	<b>0</b>	<b>0.0</b>	<b>0</b>	<b>0.0</b>
<b>Counterfeiting/Forgery</b>	<b>0</b>	<b>0.0</b>	<b>0</b>	<b>0.0</b>
<b>Fraud Offenses (Total)</b>	<b>0</b>	<b>0.0</b>	<b>0</b>	<b>0.0</b>
Fraud - False Pretenses	0	0.0	0	0.0
Fraud - Credit Card/ATM	0	0.0	0	0.0
Fraud - Impersonation	0	0.0	0	0.0
Fraud - Welfare	0	0.0	0	0.0
Fraud - Wire	0	0.0	0	0.0
<b>Embezzlement</b>	<b>0</b>	<b>0.0</b>	<b>0</b>	<b>0.0</b>
<b>Stolen Property Offenses</b>	<b>0</b>	<b>0.0</b>	<b>0</b>	<b>0.0</b>
<b>Destruction/Damage/Vandalism</b>	<b>0</b>	<b>0.0</b>	<b>0</b>	<b>0.0</b>
<b>Drug/Narcotic Violations (Total)</b>	<b>0</b>	<b>0.0</b>	<b>0</b>	<b>0.0</b>
Drug/Narcotic Violations	0	0.0	0	0.0
Drug/Narcotic Equipment Violations	0	0.0	0	0.0

GROUP A OFFENSES	Offense	Rate per 1,000	Cleared	% Cleared
<b>Sex Offenses (Nonforcible) (Total)</b>	<b>0</b>	<b>0.0</b>	<b>0</b>	<b>0.0</b>
Incest	0	0.0	0	0.0
Statutory Rape	0	0.0	0	0.0
<b>Pornography/Obscene Material</b>	<b>0</b>	<b>0.0</b>	<b>0</b>	<b>0.0</b>
<b>Gambling Offenses (Total)</b>	<b>0</b>	<b>0.0</b>	<b>0</b>	<b>0.0</b>
Gambling - Betting/Wagering	0	0.0	0	0.0
Gambling - Operating/Promoting	0	0.0	0	0.0
Gambling - Equipment Violations	0	0.0	0	0.0
Gambling - Sports Tampering	0	0.0	0	0.0
<b>Prostitution Offenses (Total)</b>	<b>0</b>	<b>0.0</b>	<b>0</b>	<b>0.0</b>
Prostitution	0	0.0	0	0.0
Prostitution Assisting/Promoting	0	0.0	0	0.0
<b>Bribery</b>	<b>0</b>	<b>0.0</b>	<b>0</b>	<b>0.0</b>
<b>Weapon Law Violations</b>	<b>0</b>	<b>0.0</b>	<b>0</b>	<b>0.0</b>

GROUP B OFFENSES	Offenses	Rate per 1,000
Bad Checks	0	0.0
Curfew/Vagrancy	0	0.0
Disorderly Conduct	0	0.0
DUI	0	0.0
Drunkenness	0	0.0
Family-Non Violent	0	0.0
Liquor Law Violations	0	0.0
Peeping Tom	0	0.0
Runaway	0	0.0
Trespass	0	0.0
All Other Offenses	0	0.0

2009 Fall Term Campus Population	
Undergraduate Enrollment	261
Graduate Enrollment	0
Staff Personnel	12
Faculty Personnel	15
Security Personnel	0
<b>Total Campus Population</b>	<b>288</b>



## Tennessee Technology Center at Covington - 2009

GROUP A OFFENSES	Offense	Rate per 1,000	Cleared	% Cleared
<b>Homicide Offenses (Total)</b>	<b>0</b>	<b>0.0</b>	<b>0</b>	<b>0.0</b>
Murder	0	0.0	0	0.0
Negligent Manslaughter	0	0.0	0	0.0
<b>Kidnaping/Abduction</b>	<b>0</b>	<b>0.0</b>	<b>0</b>	<b>0.0</b>
<b>Sex Offenses (Forcible) (Total)</b>	<b>0</b>	<b>0.0</b>	<b>0</b>	<b>0.0</b>
Forcible Rape	0	0.0	0	0.0
Forcible Sodomy	0	0.0	0	0.0
Sexual Assault W/Object	0	0.0	0	0.0
Forcible Fondling	0	0.0	0	0.0
<b>Robbery</b>	<b>0</b>	<b>0.0</b>	<b>0</b>	<b>0.0</b>
<b>Assault Offenses (Total)</b>	<b>1</b>	<b>4.1</b>	<b>0</b>	<b>0.0</b>
Aggravated Assault	0	0.0	0	0.0
Simple Assault	0	0.0	0	0.0
Intimidation	1	4.1	0	0.0
Stalking	0	0.0	0	0.0
<b>Arson</b>	<b>0</b>	<b>0.0</b>	<b>0</b>	<b>0.0</b>
<b>Extortion/Blackmail</b>	<b>0</b>	<b>0.0</b>	<b>0</b>	<b>0.0</b>
<b>Burglary</b>	<b>0</b>	<b>0.0</b>	<b>0</b>	<b>0.0</b>
<b>Larceny/Theft Offenses (Total)</b>	<b>7</b>	<b>28.8</b>	<b>3</b>	<b>42.9</b>
Theft - Pocket-picking	0	0.0	0	0.0
Theft - Purse Snatching	0	0.0	0	0.0
Theft - Shoplifting	0	0.0	0	0.0
Theft From Building	5	20.6	2	40.0
Theft From Coin Machine	1	4.1	1	100.0
Theft From Motor Vehicle	1	4.1	0	0.0
Theft of Motor Vehicle Parts	0	0.0	0	0.0
Theft - All Other Larceny	0	0.0	0	0.0
<b>Motor Vehicle Theft</b>	<b>0</b>	<b>0.0</b>	<b>0</b>	<b>0.0</b>
<b>Counterfeiting/Forgery</b>	<b>0</b>	<b>0.0</b>	<b>0</b>	<b>0.0</b>
<b>Fraud Offenses (Total)</b>	<b>0</b>	<b>0.0</b>	<b>0</b>	<b>0.0</b>
Fraud - False Pretenses	0	0.0	0	0.0
Fraud - Credit Card/ATM	0	0.0	0	0.0
Fraud - Impersonation	0	0.0	0	0.0
Fraud - Welfare	0	0.0	0	0.0
Fraud - Wire	0	0.0	0	0.0
<b>Embezzlement</b>	<b>0</b>	<b>0.0</b>	<b>0</b>	<b>0.0</b>
<b>Stolen Property Offenses</b>	<b>0</b>	<b>0.0</b>	<b>0</b>	<b>0.0</b>
<b>Destruction/Damage/Vandalism</b>	<b>2</b>	<b>8.2</b>	<b>0</b>	<b>0.0</b>
<b>Drug/Narcotic Violations (Total)</b>	<b>1</b>	<b>4.1</b>	<b>0</b>	<b>0.0</b>
Drug/Narcotic Violations	1	4.1	0	0.0
Drug/Narcotic Equipment Violations	0	0.0	0	0.0

GROUP A OFFENSES	Offense	Rate per 1,000	Cleared	% Cleared
<b>Sex Offenses (Nonforcible) (Total)</b>	<b>0</b>	<b>0.0</b>	<b>0</b>	<b>0.0</b>
Incest	0	0.0	0	0.0
Statutory Rape	0	0.0	0	0.0
<b>Pornography/Obscene Material</b>	<b>0</b>	<b>0.0</b>	<b>0</b>	<b>0.0</b>
<b>Gambling Offenses (Total)</b>	<b>0</b>	<b>0.0</b>	<b>0</b>	<b>0.0</b>
Gambling - Betting/Wagering	0	0.0	0	0.0
Gambling - Operating/Promoting	0	0.0	0	0.0
Gambling - Equipment Violations	0	0.0	0	0.0
Gambling - Sports Tampering	0	0.0	0	0.0
<b>Prostitution Offenses (Total)</b>	<b>0</b>	<b>0.0</b>	<b>0</b>	<b>0.0</b>
Prostitution	0	0.0	0	0.0
Prostitution Assisting/Promoting	0	0.0	0	0.0
<b>Bribery</b>	<b>0</b>	<b>0.0</b>	<b>0</b>	<b>0.0</b>
<b>Weapon Law Violations</b>	<b>0</b>	<b>0.0</b>	<b>0</b>	<b>0.0</b>

GROUP B OFFENSES	Offenses	Rate per 1,000
Bad Checks	0	0.0
Curfew/Vagrancy	0	0.0
Disorderly Conduct	2	8.2
DUI	0	0.0
Drunkenness	0	0.0
Family-Non Violent	0	0.0
Liquor Law Violations	0	0.0
Peeping Tom	0	0.0
Runaway	0	0.0
Trespass	0	0.0
All Other Offenses	1	4.1

2009 Fall Term Campus Population	
Undergraduate Enrollment	223
Graduate Enrollment	0
Staff Personnel	7
Faculty Personnel	13
Security Personnel	0
<b>Total Campus Population</b>	<b>243</b>



## Tennessee Technology Center at Crossville - 2009

GROUP A OFFENSES	Offense	Rate per 1,000	Cleared	% Cleared
<b>Homicide Offenses (Total)</b>	<b>0</b>	<b>0.0</b>	<b>0</b>	<b>0.0</b>
Murder	0	0.0	0	0.0
Negligent Manslaughter	0	0.0	0	0.0
<b>Kidnaping/Abduction</b>	<b>0</b>	<b>0.0</b>	<b>0</b>	<b>0.0</b>
<b>Sex Offenses (Forcible) (Total)</b>	<b>0</b>	<b>0.0</b>	<b>0</b>	<b>0.0</b>
Forcible Rape	0	0.0	0	0.0
Forcible Sodomy	0	0.0	0	0.0
Sexual Assault W/Object	0	0.0	0	0.0
Forcible Fondling	0	0.0	0	0.0
<b>Robbery</b>	<b>0</b>	<b>0.0</b>	<b>0</b>	<b>0.0</b>
<b>Assault Offenses (Total)</b>	<b>0</b>	<b>0.0</b>	<b>0</b>	<b>0.0</b>
Aggravated Assault	0	0.0	0	0.0
Simple Assault	0	0.0	0	0.0
Intimidation	0	0.0	0	0.0
Stalking	0	0.0	0	0.0
<b>Arson</b>	<b>0</b>	<b>0.0</b>	<b>0</b>	<b>0.0</b>
<b>Extortion/Blackmail</b>	<b>0</b>	<b>0.0</b>	<b>0</b>	<b>0.0</b>
<b>Burglary</b>	<b>0</b>	<b>0.0</b>	<b>0</b>	<b>0.0</b>
<b>Larceny/Theft Offenses (Total)</b>	<b>0</b>	<b>0.0</b>	<b>0</b>	<b>0.0</b>
Theft - Pocket-picking	0	0.0	0	0.0
Theft - Purse Snatching	0	0.0	0	0.0
Theft - Shoplifting	0	0.0	0	0.0
Theft From Building	0	0.0	0	0.0
Theft From Coin Machine	0	0.0	0	0.0
Theft From Motor Vehicle	0	0.0	0	0.0
Theft of Motor Vehicle Parts	0	0.0	0	0.0
Theft - All Other Larceny	0	0.0	0	0.0
<b>Motor Vehicle Theft</b>	<b>0</b>	<b>0.0</b>	<b>0</b>	<b>0.0</b>
<b>Counterfeiting/Forgery</b>	<b>0</b>	<b>0.0</b>	<b>0</b>	<b>0.0</b>
<b>Fraud Offenses (Total)</b>	<b>0</b>	<b>0.0</b>	<b>0</b>	<b>0.0</b>
Fraud - False Pretenses	0	0.0	0	0.0
Fraud - Credit Card/ATM	0	0.0	0	0.0
Fraud - Impersonation	0	0.0	0	0.0
Fraud - Welfare	0	0.0	0	0.0
Fraud - Wire	0	0.0	0	0.0
<b>Embezzlement</b>	<b>0</b>	<b>0.0</b>	<b>0</b>	<b>0.0</b>
<b>Stolen Property Offenses</b>	<b>0</b>	<b>0.0</b>	<b>0</b>	<b>0.0</b>
<b>Destruction/Damage/Vandalism</b>	<b>0</b>	<b>0.0</b>	<b>0</b>	<b>0.0</b>
<b>Drug/Narcotic Violations (Total)</b>	<b>0</b>	<b>0.0</b>	<b>0</b>	<b>0.0</b>
Drug/Narcotic Violations	0	0.0	0	0.0
Drug/Narcotic Equipment Violations	0	0.0	0	0.0

GROUP A OFFENSES	Offense	Rate per 1,000	Cleared	% Cleared
<b>Sex Offenses (Nonforcible) (Total)</b>	<b>0</b>	<b>0.0</b>	<b>0</b>	<b>0.0</b>
Incest	0	0.0	0	0.0
Statutory Rape	0	0.0	0	0.0
<b>Pornography/Obscene Material</b>	<b>0</b>	<b>0.0</b>	<b>0</b>	<b>0.0</b>
<b>Gambling Offenses (Total)</b>	<b>0</b>	<b>0.0</b>	<b>0</b>	<b>0.0</b>
Gambling - Betting/Wagering	0	0.0	0	0.0
Gambling - Operating/Promoting	0	0.0	0	0.0
Gambling - Equipment Violations	0	0.0	0	0.0
Gambling - Sports Tampering	0	0.0	0	0.0
<b>Prostitution Offenses (Total)</b>	<b>0</b>	<b>0.0</b>	<b>0</b>	<b>0.0</b>
Prostitution	0	0.0	0	0.0
Prostitution Assisting/Promoting	0	0.0	0	0.0
<b>Bribery</b>	<b>0</b>	<b>0.0</b>	<b>0</b>	<b>0.0</b>
<b>Weapon Law Violations</b>	<b>0</b>	<b>0.0</b>	<b>0</b>	<b>0.0</b>

GROUP B OFFENSES	Offenses	Rate per 1,000
Bad Checks	0	0.0
Curfew/Vagrancy	0	0.0
Disorderly Conduct	0	0.0
DUI	0	0.0
Drunkenness	0	0.0
Family-Non Violent	0	0.0
Liquor Law Violations	0	0.0
Peeping Tom	0	0.0
Runaway	0	0.0
Trespass	0	0.0
All Other Offenses	0	0.0

2009 Fall Term Campus Population	
Undergraduate Enrollment	400
Graduate Enrollment	0
Staff Personnel	20
Faculty Personnel	31
Security Personnel	0
<b>Total Campus Population</b>	<b>451</b>



## Tennessee Technology Center at Crump - 2009

GROUP A OFFENSES	Offense	Rate per 1,000	Cleared	% Cleared
<b>Homicide Offenses (Total)</b>	<b>0</b>	<b>0.0</b>	<b>0</b>	<b>0.0</b>
Murder	0	0.0	0	0.0
Negligent Manslaughter	0	0.0	0	0.0
<b>Kidnaping/Abduction</b>	<b>0</b>	<b>0.0</b>	<b>0</b>	<b>0.0</b>
<b>Sex Offenses (Forcible) (Total)</b>	<b>0</b>	<b>0.0</b>	<b>0</b>	<b>0.0</b>
Forcible Rape	0	0.0	0	0.0
Forcible Sodomy	0	0.0	0	0.0
Sexual Assault W/Object	0	0.0	0	0.0
Forcible Fondling	0	0.0	0	0.0
<b>Robbery</b>	<b>0</b>	<b>0.0</b>	<b>0</b>	<b>0.0</b>
<b>Assault Offenses (Total)</b>	<b>0</b>	<b>0.0</b>	<b>0</b>	<b>0.0</b>
Aggravated Assault	0	0.0	0	0.0
Simple Assault	0	0.0	0	0.0
Intimidation	0	0.0	0	0.0
Stalking	0	0.0	0	0.0
<b>Arson</b>	<b>0</b>	<b>0.0</b>	<b>0</b>	<b>0.0</b>
<b>Extortion/Blackmail</b>	<b>0</b>	<b>0.0</b>	<b>0</b>	<b>0.0</b>
<b>Burglary</b>	<b>0</b>	<b>0.0</b>	<b>0</b>	<b>0.0</b>
<b>Larceny/Theft Offenses (Total)</b>	<b>0</b>	<b>0.0</b>	<b>0</b>	<b>0.0</b>
Theft - Pocket-picking	0	0.0	0	0.0
Theft - Purse Snatching	0	0.0	0	0.0
Theft - Shoplifting	0	0.0	0	0.0
Theft From Building	0	0.0	0	0.0
Theft From Coin Machine	0	0.0	0	0.0
Theft From Motor Vehicle	0	0.0	0	0.0
Theft of Motor Vehicle Parts	0	0.0	0	0.0
Theft - All Other Larceny	0	0.0	0	0.0
<b>Motor Vehicle Theft</b>	<b>0</b>	<b>0.0</b>	<b>0</b>	<b>0.0</b>
<b>Counterfeiting/Forgery</b>	<b>0</b>	<b>0.0</b>	<b>0</b>	<b>0.0</b>
<b>Fraud Offenses (Total)</b>	<b>0</b>	<b>0.0</b>	<b>0</b>	<b>0.0</b>
Fraud - False Pretenses	0	0.0	0	0.0
Fraud - Credit Card/ATM	0	0.0	0	0.0
Fraud - Impersonation	0	0.0	0	0.0
Fraud - Welfare	0	0.0	0	0.0
Fraud - Wire	0	0.0	0	0.0
<b>Embezzlement</b>	<b>0</b>	<b>0.0</b>	<b>0</b>	<b>0.0</b>
<b>Stolen Property Offenses</b>	<b>0</b>	<b>0.0</b>	<b>0</b>	<b>0.0</b>
<b>Destruction/Damage/Vandalism</b>	<b>1</b>	<b>2.9</b>	<b>0</b>	<b>0.0</b>
<b>Drug/Narcotic Violations (Total)</b>	<b>0</b>	<b>0.0</b>	<b>0</b>	<b>0.0</b>
Drug/Narcotic Violations	0	0.0	0	0.0
Drug/Narcotic Equipment Violations	0	0.0	0	0.0

GROUP A OFFENSES	Offense	Rate per 1,000	Cleared	% Cleared
<b>Sex Offenses (Nonforcible) (Total)</b>	<b>0</b>	<b>0.0</b>	<b>0</b>	<b>0.0</b>
Incest	0	0.0	0	0.0
Statutory Rape	0	0.0	0	0.0
<b>Pornography/Obscene Material</b>	<b>0</b>	<b>0.0</b>	<b>0</b>	<b>0.0</b>
<b>Gambling Offenses (Total)</b>	<b>0</b>	<b>0.0</b>	<b>0</b>	<b>0.0</b>
Gambling - Betting/Wagering	0	0.0	0	0.0
Gambling - Operating/Promoting	0	0.0	0	0.0
Gambling - Equipment Violations	0	0.0	0	0.0
Gambling - Sports Tampering	0	0.0	0	0.0
<b>Prostitution Offenses (Total)</b>	<b>0</b>	<b>0.0</b>	<b>0</b>	<b>0.0</b>
Prostitution	0	0.0	0	0.0
Prostitution Assisting/Promoting	0	0.0	0	0.0
<b>Bribery</b>	<b>0</b>	<b>0.0</b>	<b>0</b>	<b>0.0</b>
<b>Weapon Law Violations</b>	<b>0</b>	<b>0.0</b>	<b>0</b>	<b>0.0</b>

GROUP B OFFENSES	Offenses	Rate per 1,000
Bad Checks	0	0.0
Curfew/Vagrancy	0	0.0
Disorderly Conduct	0	0.0
DUI	0	0.0
Drunkenness	0	0.0
Family-Non Violent	0	0.0
Liquor Law Violations	0	0.0
Peeping Tom	0	0.0
Runaway	0	0.0
Trespass	0	0.0
All Other Offenses	0	0.0

2009 Fall Term Campus Population	
Undergraduate Enrollment	316
Graduate Enrollment	0
Staff Personnel	10
Faculty Personnel	16
Security Personnel	0
<b>Total Campus Population</b>	<b>342</b>



## Tennessee Technology Center at Dickson - 2009

GROUP A OFFENSES	Offense	Rate per 1,000	Cleared	% Cleared
<b>Homicide Offenses (Total)</b>	<b>0</b>	<b>0.0</b>	<b>0</b>	<b>0.0</b>
Murder	0	0.0	0	0.0
Negligent Manslaughter	0	0.0	0	0.0
<b>Kidnaping/Abduction</b>	<b>0</b>	<b>0.0</b>	<b>0</b>	<b>0.0</b>
<b>Sex Offenses (Forcible) (Total)</b>	<b>0</b>	<b>0.0</b>	<b>0</b>	<b>0.0</b>
Forcible Rape	0	0.0	0	0.0
Forcible Sodomy	0	0.0	0	0.0
Sexual Assault W/Object	0	0.0	0	0.0
Forcible Fondling	0	0.0	0	0.0
<b>Robbery</b>	<b>0</b>	<b>0.0</b>	<b>0</b>	<b>0.0</b>
<b>Assault Offenses (Total)</b>	<b>0</b>	<b>0.0</b>	<b>0</b>	<b>0.0</b>
Aggravated Assault	0	0.0	0	0.0
Simple Assault	0	0.0	0	0.0
Intimidation	0	0.0	0	0.0
Stalking	0	0.0	0	0.0
<b>Arson</b>	<b>0</b>	<b>0.0</b>	<b>0</b>	<b>0.0</b>
<b>Extortion/Blackmail</b>	<b>0</b>	<b>0.0</b>	<b>0</b>	<b>0.0</b>
<b>Burglary</b>	<b>2</b>	<b>3.1</b>	<b>0</b>	<b>0.0</b>
<b>Larceny/Theft Offenses (Total)</b>	<b>0</b>	<b>0.0</b>	<b>0</b>	<b>0.0</b>
Theft - Pocket-picking	0	0.0	0	0.0
Theft - Purse Snatching	0	0.0	0	0.0
Theft - Shoplifting	0	0.0	0	0.0
Theft From Building	0	0.0	0	0.0
Theft From Coin Machine	0	0.0	0	0.0
Theft From Motor Vehicle	0	0.0	0	0.0
Theft of Motor Vehicle Parts	0	0.0	0	0.0
Theft - All Other Larceny	0	0.0	0	0.0
<b>Motor Vehicle Theft</b>	<b>0</b>	<b>0.0</b>	<b>0</b>	<b>0.0</b>
<b>Counterfeiting/Forgery</b>	<b>0</b>	<b>0.0</b>	<b>0</b>	<b>0.0</b>
<b>Fraud Offenses (Total)</b>	<b>0</b>	<b>0.0</b>	<b>0</b>	<b>0.0</b>
Fraud - False Pretenses	0	0.0	0	0.0
Fraud - Credit Card/ATM	0	0.0	0	0.0
Fraud - Impersonation	0	0.0	0	0.0
Fraud - Welfare	0	0.0	0	0.0
Fraud - Wire	0	0.0	0	0.0
<b>Embezzlement</b>	<b>0</b>	<b>0.0</b>	<b>0</b>	<b>0.0</b>
<b>Stolen Property Offenses</b>	<b>0</b>	<b>0.0</b>	<b>0</b>	<b>0.0</b>
<b>Destruction/Damage/Vandalism</b>	<b>4</b>	<b>6.2</b>	<b>0</b>	<b>0.0</b>
<b>Drug/Narcotic Violations (Total)</b>	<b>0</b>	<b>0.0</b>	<b>0</b>	<b>0.0</b>
Drug/Narcotic Violations	0	0.0	0	0.0
Drug/Narcotic Equipment Violations	0	0.0	0	0.0

GROUP A OFFENSES	Offense	Rate per 1,000	Cleared	% Cleared
<b>Sex Offenses (Nonforcible) (Total)</b>	<b>0</b>	<b>0.0</b>	<b>0</b>	<b>0.0</b>
Incest	0	0.0	0	0.0
Statutory Rape	0	0.0	0	0.0
<b>Pornography/Obscene Material</b>	<b>0</b>	<b>0.0</b>	<b>0</b>	<b>0.0</b>
<b>Gambling Offenses (Total)</b>	<b>0</b>	<b>0.0</b>	<b>0</b>	<b>0.0</b>
Gambling - Betting/Wagering	0	0.0	0	0.0
Gambling - Operating/Promoting	0	0.0	0	0.0
Gambling - Equipment Violations	0	0.0	0	0.0
Gambling - Sports Tampering	0	0.0	0	0.0
<b>Prostitution Offenses (Total)</b>	<b>0</b>	<b>0.0</b>	<b>0</b>	<b>0.0</b>
Prostitution	0	0.0	0	0.0
Prostitution Assisting/Promoting	0	0.0	0	0.0
<b>Bribery</b>	<b>0</b>	<b>0.0</b>	<b>0</b>	<b>0.0</b>
<b>Weapon Law Violations</b>	<b>0</b>	<b>0.0</b>	<b>0</b>	<b>0.0</b>

GROUP B OFFENSES	Offenses	Rate per 1,000
Bad Checks	0	0.0
Curfew/Vagrancy	0	0.0
Disorderly Conduct	0	0.0
DUI	0	0.0
Drunkenness	0	0.0
Family-Non Violent	0	0.0
Liquor Law Violations	0	0.0
Peeping Tom	0	0.0
Runaway	0	0.0
Trespass	0	0.0
All Other Offenses	0	0.0

2009 Fall Term Campus Population	
Undergraduate Enrollment	593
Graduate Enrollment	0
Staff Personnel	17
Faculty Personnel	34
Security Personnel	0
<b>Total Campus Population</b>	<b>644</b>



## Tennessee Technology Center at Elizabethton - 2009

GROUP A OFFENSES	Offense	Rate per 1,000	Cleared	% Cleared
<b>Homicide Offenses (Total)</b>	<b>0</b>	<b>0.0</b>	<b>0</b>	<b>0.0</b>
Murder	0	0.0	0	0.0
Negligent Manslaughter	0	0.0	0	0.0
<b>Kidnaping/Abduction</b>	<b>0</b>	<b>0.0</b>	<b>0</b>	<b>0.0</b>
<b>Sex Offenses (Forcible) (Total)</b>	<b>0</b>	<b>0.0</b>	<b>0</b>	<b>0.0</b>
Forcible Rape	0	0.0	0	0.0
Forcible Sodomy	0	0.0	0	0.0
Sexual Assault W/Object	0	0.0	0	0.0
Forcible Fondling	0	0.0	0	0.0
<b>Robbery</b>	<b>0</b>	<b>0.0</b>	<b>0</b>	<b>0.0</b>
<b>Assault Offenses (Total)</b>	<b>1</b>	<b>2.5</b>	<b>0</b>	<b>0.0</b>
Aggravated Assault	0	0.0	0	0.0
Simple Assault	1	2.5	0	0.0
Intimidation	0	0.0	0	0.0
Stalking	0	0.0	0	0.0
<b>Arson</b>	<b>0</b>	<b>0.0</b>	<b>0</b>	<b>0.0</b>
<b>Extortion/Blackmail</b>	<b>0</b>	<b>0.0</b>	<b>0</b>	<b>0.0</b>
<b>Burglary</b>	<b>0</b>	<b>0.0</b>	<b>0</b>	<b>0.0</b>
<b>Larceny/Theft Offenses (Total)</b>	<b>0</b>	<b>0.0</b>	<b>0</b>	<b>0.0</b>
Theft - Pocket-picking	0	0.0	0	0.0
Theft - Purse Snatching	0	0.0	0	0.0
Theft - Shoplifting	0	0.0	0	0.0
Theft From Building	0	0.0	0	0.0
Theft From Coin Machine	0	0.0	0	0.0
Theft From Motor Vehicle	0	0.0	0	0.0
Theft of Motor Vehicle Parts	0	0.0	0	0.0
Theft - All Other Larceny	0	0.0	0	0.0
<b>Motor Vehicle Theft</b>	<b>0</b>	<b>0.0</b>	<b>0</b>	<b>0.0</b>
<b>Counterfeiting/Forgery</b>	<b>0</b>	<b>0.0</b>	<b>0</b>	<b>0.0</b>
<b>Fraud Offenses (Total)</b>	<b>0</b>	<b>0.0</b>	<b>0</b>	<b>0.0</b>
Fraud - False Pretenses	0	0.0	0	0.0
Fraud - Credit Card/ATM	0	0.0	0	0.0
Fraud - Impersonation	0	0.0	0	0.0
Fraud - Welfare	0	0.0	0	0.0
Fraud - Wire	0	0.0	0	0.0
<b>Embezzlement</b>	<b>0</b>	<b>0.0</b>	<b>0</b>	<b>0.0</b>
<b>Stolen Property Offenses</b>	<b>0</b>	<b>0.0</b>	<b>0</b>	<b>0.0</b>
<b>Destruction/Damage/Vandalism</b>	<b>1</b>	<b>2.5</b>	<b>0</b>	<b>0.0</b>
<b>Drug/Narcotic Violations (Total)</b>	<b>0</b>	<b>0.0</b>	<b>0</b>	<b>0.0</b>
Drug/Narcotic Violations	0	0.0	0	0.0
Drug/Narcotic Equipment Violations	0	0.0	0	0.0

GROUP A OFFENSES	Offense	Rate per 1,000	Cleared	% Cleared
<b>Sex Offenses (Nonforcible) (Total)</b>	<b>0</b>	<b>0.0</b>	<b>0</b>	<b>0.0</b>
Incest	0	0.0	0	0.0
Statutory Rape	0	0.0	0	0.0
<b>Pornography/Obscene Material</b>	<b>0</b>	<b>0.0</b>	<b>0</b>	<b>0.0</b>
<b>Gambling Offenses (Total)</b>	<b>0</b>	<b>0.0</b>	<b>0</b>	<b>0.0</b>
Gambling - Betting/Wagering	0	0.0	0	0.0
Gambling - Operating/Promoting	0	0.0	0	0.0
Gambling - Equipment Violations	0	0.0	0	0.0
Gambling - Sports Tampering	0	0.0	0	0.0
<b>Prostitution Offenses (Total)</b>	<b>0</b>	<b>0.0</b>	<b>0</b>	<b>0.0</b>
Prostitution	0	0.0	0	0.0
Prostitution Assisting/Promoting	0	0.0	0	0.0
<b>Bribery</b>	<b>0</b>	<b>0.0</b>	<b>0</b>	<b>0.0</b>
<b>Weapon Law Violations</b>	<b>0</b>	<b>0.0</b>	<b>0</b>	<b>0.0</b>

GROUP B OFFENSES	Offenses	Rate per 1,000
Bad Checks	0	0.0
Curfew/Vagrancy	0	0.0
Disorderly Conduct	0	0.0
DUI	0	0.0
Drunkenness	0	0.0
Family-Non Violent	0	0.0
Liquor Law Violations	0	0.0
Peeping Tom	0	0.0
Runaway	0	0.0
Trespass	0	0.0
All Other Offenses	0	0.0

2009 Fall Term Campus Population	
Undergraduate Enrollment	346
Graduate Enrollment	0
Staff Personnel	14
Faculty Personnel	34
Security Personnel	0
<b>Total Campus Population</b>	<b>394</b>



## Tennessee Technology Center at Harriman - 2009

GROUP A OFFENSES	Offense	Rate per 1,000	Cleared	% Cleared
<b>Homicide Offenses (Total)</b>	<b>0</b>	<b>0.0</b>	<b>0</b>	<b>0.0</b>
Murder	0	0.0	0	0.0
Negligent Manslaughter	0	0.0	0	0.0
<b>Kidnaping/Abduction</b>	<b>0</b>	<b>0.0</b>	<b>0</b>	<b>0.0</b>
<b>Sex Offenses (Forcible) (Total)</b>	<b>0</b>	<b>0.0</b>	<b>0</b>	<b>0.0</b>
Forcible Rape	0	0.0	0	0.0
Forcible Sodomy	0	0.0	0	0.0
Sexual Assault W/Object	0	0.0	0	0.0
Forcible Fondling	0	0.0	0	0.0
<b>Robbery</b>	<b>0</b>	<b>0.0</b>	<b>0</b>	<b>0.0</b>
<b>Assault Offenses (Total)</b>	<b>0</b>	<b>0.0</b>	<b>0</b>	<b>0.0</b>
Aggravated Assault	0	0.0	0	0.0
Simple Assault	0	0.0	0	0.0
Intimidation	0	0.0	0	0.0
Stalking	0	0.0	0	0.0
<b>Arson</b>	<b>0</b>	<b>0.0</b>	<b>0</b>	<b>0.0</b>
<b>Extortion/Blackmail</b>	<b>0</b>	<b>0.0</b>	<b>0</b>	<b>0.0</b>
<b>Burglary</b>	<b>1</b>	<b>2.7</b>	<b>0</b>	<b>0.0</b>
<b>Larceny/Theft Offenses (Total)</b>	<b>1</b>	<b>2.7</b>	<b>0</b>	<b>0.0</b>
Theft - Pocket-picking	0	0.0	0	0.0
Theft - Purse Snatching	0	0.0	0	0.0
Theft - Shoplifting	0	0.0	0	0.0
Theft From Building	0	0.0	0	0.0
Theft From Coin Machine	0	0.0	0	0.0
Theft From Motor Vehicle	0	0.0	0	0.0
Theft of Motor Vehicle Parts	0	0.0	0	0.0
Theft - All Other Larceny	1	2.7	0	0.0
<b>Motor Vehicle Theft</b>	<b>0</b>	<b>0.0</b>	<b>0</b>	<b>0.0</b>
<b>Counterfeiting/Forgery</b>	<b>0</b>	<b>0.0</b>	<b>0</b>	<b>0.0</b>
<b>Fraud Offenses (Total)</b>	<b>0</b>	<b>0.0</b>	<b>0</b>	<b>0.0</b>
Fraud - False Pretenses	0	0.0	0	0.0
Fraud - Credit Card/ATM	0	0.0	0	0.0
Fraud - Impersonation	0	0.0	0	0.0
Fraud - Welfare	0	0.0	0	0.0
Fraud - Wire	0	0.0	0	0.0
<b>Embezzlement</b>	<b>0</b>	<b>0.0</b>	<b>0</b>	<b>0.0</b>
<b>Stolen Property Offenses</b>	<b>0</b>	<b>0.0</b>	<b>0</b>	<b>0.0</b>
<b>Destruction/Damage/Vandalism</b>	<b>0</b>	<b>0.0</b>	<b>0</b>	<b>0.0</b>
<b>Drug/Narcotic Violations (Total)</b>	<b>0</b>	<b>0.0</b>	<b>0</b>	<b>0.0</b>
Drug/Narcotic Violations	0	0.0	0	0.0
Drug/Narcotic Equipment Violations	0	0.0	0	0.0

GROUP A OFFENSES	Offense	Rate per 1,000	Cleared	% Cleared
<b>Sex Offenses (Nonforcible) (Total)</b>	<b>0</b>	<b>0.0</b>	<b>0</b>	<b>0.0</b>
Incest	0	0.0	0	0.0
Statutory Rape	0	0.0	0	0.0
<b>Pornography/Obscene Material</b>	<b>0</b>	<b>0.0</b>	<b>0</b>	<b>0.0</b>
<b>Gambling Offenses (Total)</b>	<b>0</b>	<b>0.0</b>	<b>0</b>	<b>0.0</b>
Gambling - Betting/Wagering	0	0.0	0	0.0
Gambling - Operating/Promoting	0	0.0	0	0.0
Gambling - Equipment Violations	0	0.0	0	0.0
Gambling - Sports Tampering	0	0.0	0	0.0
<b>Prostitution Offenses (Total)</b>	<b>0</b>	<b>0.0</b>	<b>0</b>	<b>0.0</b>
Prostitution	0	0.0	0	0.0
Prostitution Assisting/Promoting	0	0.0	0	0.0
<b>Bribery</b>	<b>0</b>	<b>0.0</b>	<b>0</b>	<b>0.0</b>
<b>Weapon Law Violations</b>	<b>0</b>	<b>0.0</b>	<b>0</b>	<b>0.0</b>

GROUP B OFFENSES	Offenses	Rate per 1,000
Bad Checks	0	0.0
Curfew/Vagrancy	0	0.0
Disorderly Conduct	0	0.0
DUI	0	0.0
Drunkenness	0	0.0
Family-Non Violent	0	0.0
Liquor Law Violations	0	0.0
Peeping Tom	0	0.0
Runaway	0	0.0
Trespass	0	0.0
All Other Offenses	0	0.0

2009 Fall Term Campus Population	
Undergraduate Enrollment	350
Graduate Enrollment	0
Staff Personnel	9
Faculty Personnel	14
Security Personnel	0
<b>Total Campus Population</b>	<b>373</b>





## Tennessee Technology Center at Hartsville - 2009

GROUP A OFFENSES	Offense	Rate per 1,000	Cleared	% Cleared
<b>Homicide Offenses (Total)</b>	<b>0</b>	<b>0.0</b>	<b>0</b>	<b>0.0</b>
Murder	0	0.0	0	0.0
Negligent Manslaughter	0	0.0	0	0.0
<b>Kidnaping/Abduction</b>	<b>0</b>	<b>0.0</b>	<b>0</b>	<b>0.0</b>
<b>Sex Offenses (Forcible) (Total)</b>	<b>0</b>	<b>0.0</b>	<b>0</b>	<b>0.0</b>
Forcible Rape	0	0.0	0	0.0
Forcible Sodomy	0	0.0	0	0.0
Sexual Assault W/Object	0	0.0	0	0.0
Forcible Fondling	0	0.0	0	0.0
<b>Robbery</b>	<b>0</b>	<b>0.0</b>	<b>0</b>	<b>0.0</b>
<b>Assault Offenses (Total)</b>	<b>0</b>	<b>0.0</b>	<b>0</b>	<b>0.0</b>
Aggravated Assault	0	0.0	0	0.0
Simple Assault	0	0.0	0	0.0
Intimidation	0	0.0	0	0.0
Stalking	0	0.0	0	0.0
<b>Arson</b>	<b>0</b>	<b>0.0</b>	<b>0</b>	<b>0.0</b>
<b>Extortion/Blackmail</b>	<b>0</b>	<b>0.0</b>	<b>0</b>	<b>0.0</b>
<b>Burglary</b>	<b>0</b>	<b>0.0</b>	<b>0</b>	<b>0.0</b>
<b>Larceny/Theft Offenses (Total)</b>	<b>0</b>	<b>0.0</b>	<b>0</b>	<b>0.0</b>
Theft - Pocket-picking	0	0.0	0	0.0
Theft - Purse Snatching	0	0.0	0	0.0
Theft - Shoplifting	0	0.0	0	0.0
Theft From Building	0	0.0	0	0.0
Theft From Coin Machine	0	0.0	0	0.0
Theft From Motor Vehicle	0	0.0	0	0.0
Theft of Motor Vehicle Parts	0	0.0	0	0.0
Theft - All Other Larceny	0	0.0	0	0.0
<b>Motor Vehicle Theft</b>	<b>0</b>	<b>0.0</b>	<b>0</b>	<b>0.0</b>
<b>Counterfeiting/Forgery</b>	<b>0</b>	<b>0.0</b>	<b>0</b>	<b>0.0</b>
<b>Fraud Offenses (Total)</b>	<b>0</b>	<b>0.0</b>	<b>0</b>	<b>0.0</b>
Fraud - False Pretenses	0	0.0	0	0.0
Fraud - Credit Card/ATM	0	0.0	0	0.0
Fraud - Impersonation	0	0.0	0	0.0
Fraud - Welfare	0	0.0	0	0.0
Fraud - Wire	0	0.0	0	0.0
<b>Embezzlement</b>	<b>0</b>	<b>0.0</b>	<b>0</b>	<b>0.0</b>
<b>Stolen Property Offenses</b>	<b>0</b>	<b>0.0</b>	<b>0</b>	<b>0.0</b>
<b>Destruction/Damage/Vandalism</b>	<b>0</b>	<b>0.0</b>	<b>0</b>	<b>0.0</b>
<b>Drug/Narcotic Violations (Total)</b>	<b>0</b>	<b>0.0</b>	<b>0</b>	<b>0.0</b>
Drug/Narcotic Violations	0	0.0	0	0.0
Drug/Narcotic Equipment Violations	0	0.0	0	0.0

GROUP A OFFENSES	Offense	Rate per 1,000	Cleared	% Cleared
<b>Sex Offenses (Nonforcible) (Total)</b>	<b>0</b>	<b>0.0</b>	<b>0</b>	<b>0.0</b>
Incest	0	0.0	0	0.0
Statutory Rape	0	0.0	0	0.0
<b>Pornography/Obscene Material</b>	<b>0</b>	<b>0.0</b>	<b>0</b>	<b>0.0</b>
<b>Gambling Offenses (Total)</b>	<b>0</b>	<b>0.0</b>	<b>0</b>	<b>0.0</b>
Gambling - Betting/Wagering	0	0.0	0	0.0
Gambling - Operating/Promoting	0	0.0	0	0.0
Gambling - Equipment Violations	0	0.0	0	0.0
Gambling - Sports Tampering	0	0.0	0	0.0
<b>Prostitution Offenses (Total)</b>	<b>0</b>	<b>0.0</b>	<b>0</b>	<b>0.0</b>
Prostitution	0	0.0	0	0.0
Prostitution Assisting/Promoting	0	0.0	0	0.0
<b>Bribery</b>	<b>0</b>	<b>0.0</b>	<b>0</b>	<b>0.0</b>
<b>Weapon Law Violations</b>	<b>0</b>	<b>0.0</b>	<b>0</b>	<b>0.0</b>

GROUP B OFFENSES	Offenses	Rate per 1,000
Bad Checks	0	0.0
Curfew/Vagrancy	0	0.0
Disorderly Conduct	0	0.0
DUI	0	0.0
Drunkenness	0	0.0
Family-Non Violent	0	0.0
Liquor Law Violations	0	0.0
Peeping Tom	0	0.0
Runaway	0	0.0
Trespass	0	0.0
All Other Offenses	0	0.0

2009 Fall Term Campus Population	
Undergraduate Enrollment	294
Graduate Enrollment	0
Staff Personnel	16
Faculty Personnel	8
Security Personnel	0
<b>Total Campus Population</b>	<b>318</b>



## Tennessee Technology Center at Hohenwald - 2009

GROUP A OFFENSES	Offense	Rate per 1,000	Cleared	% Cleared
<b>Homicide Offenses (Total)</b>	<b>0</b>	<b>0.0</b>	<b>0</b>	<b>0.0</b>
Murder	0	0.0	0	0.0
Negligent Manslaughter	0	0.0	0	0.0
<b>Kidnaping/Abduction</b>	<b>0</b>	<b>0.0</b>	<b>0</b>	<b>0.0</b>
<b>Sex Offenses (Forcible) (Total)</b>	<b>0</b>	<b>0.0</b>	<b>0</b>	<b>0.0</b>
Forcible Rape	0	0.0	0	0.0
Forcible Sodomy	0	0.0	0	0.0
Sexual Assault W/Object	0	0.0	0	0.0
Forcible Fondling	0	0.0	0	0.0
<b>Robbery</b>	<b>0</b>	<b>0.0</b>	<b>0</b>	<b>0.0</b>
<b>Assault Offenses (Total)</b>	<b>0</b>	<b>0.0</b>	<b>0</b>	<b>0.0</b>
Aggravated Assault	0	0.0	0	0.0
Simple Assault	0	0.0	0	0.0
Intimidation	0	0.0	0	0.0
Stalking	0	0.0	0	0.0
<b>Arson</b>	<b>0</b>	<b>0.0</b>	<b>0</b>	<b>0.0</b>
<b>Extortion/Blackmail</b>	<b>0</b>	<b>0.0</b>	<b>0</b>	<b>0.0</b>
<b>Burglary</b>	<b>0</b>	<b>0.0</b>	<b>0</b>	<b>0.0</b>
<b>Larceny/Theft Offenses (Total)</b>	<b>0</b>	<b>0.0</b>	<b>0</b>	<b>0.0</b>
Theft - Pocket-picking	0	0.0	0	0.0
Theft - Purse Snatching	0	0.0	0	0.0
Theft - Shoplifting	0	0.0	0	0.0
Theft From Building	0	0.0	0	0.0
Theft From Coin Machine	0	0.0	0	0.0
Theft From Motor Vehicle	0	0.0	0	0.0
Theft of Motor Vehicle Parts	0	0.0	0	0.0
Theft - All Other Larceny	0	0.0	0	0.0
<b>Motor Vehicle Theft</b>	<b>0</b>	<b>0.0</b>	<b>0</b>	<b>0.0</b>
<b>Counterfeiting/Forgery</b>	<b>0</b>	<b>0.0</b>	<b>0</b>	<b>0.0</b>
<b>Fraud Offenses (Total)</b>	<b>0</b>	<b>0.0</b>	<b>0</b>	<b>0.0</b>
Fraud - False Pretenses	0	0.0	0	0.0
Fraud - Credit Card/ATM	0	0.0	0	0.0
Fraud - Impersonation	0	0.0	0	0.0
Fraud - Welfare	0	0.0	0	0.0
Fraud - Wire	0	0.0	0	0.0
<b>Embezzlement</b>	<b>0</b>	<b>0.0</b>	<b>0</b>	<b>0.0</b>
<b>Stolen Property Offenses</b>	<b>0</b>	<b>0.0</b>	<b>0</b>	<b>0.0</b>
<b>Destruction/Damage/Vandalism</b>	<b>0</b>	<b>0.0</b>	<b>0</b>	<b>0.0</b>
<b>Drug/Narcotic Violations (Total)</b>	<b>0</b>	<b>0.0</b>	<b>0</b>	<b>0.0</b>
Drug/Narcotic Violations	0	0.0	0	0.0
Drug/Narcotic Equipment Violations	0	0.0	0	0.0

GROUP A OFFENSES	Offense	Rate per 1,000	Cleared	% Cleared
<b>Sex Offenses (Nonforcible) (Total)</b>	<b>0</b>	<b>0.0</b>	<b>0</b>	<b>0.0</b>
Incest	0	0.0	0	0.0
Statutory Rape	0	0.0	0	0.0
<b>Pornography/Obscene Material</b>	<b>0</b>	<b>0.0</b>	<b>0</b>	<b>0.0</b>
<b>Gambling Offenses (Total)</b>	<b>0</b>	<b>0.0</b>	<b>0</b>	<b>0.0</b>
Gambling - Betting/Wagering	0	0.0	0	0.0
Gambling - Operating/Promoting	0	0.0	0	0.0
Gambling - Equipment Violations	0	0.0	0	0.0
Gambling - Sports Tampering	0	0.0	0	0.0
<b>Prostitution Offenses (Total)</b>	<b>0</b>	<b>0.0</b>	<b>0</b>	<b>0.0</b>
Prostitution	0	0.0	0	0.0
Prostitution Assisting/Promoting	0	0.0	0	0.0
<b>Bribery</b>	<b>0</b>	<b>0.0</b>	<b>0</b>	<b>0.0</b>
<b>Weapon Law Violations</b>	<b>0</b>	<b>0.0</b>	<b>0</b>	<b>0.0</b>

GROUP B OFFENSES	Offenses	Rate per 1,000
Bad Checks	0	0.0
Curfew/Vagrancy	0	0.0
Disorderly Conduct	0	0.0
DUI	0	0.0
Drunkenness	0	0.0
Family-Non Violent	0	0.0
Liquor Law Violations	0	0.0
Peeping Tom	0	0.0
Runaway	0	0.0
Trespass	0	0.0
All Other Offenses	0	0.0

2009 Fall Term Campus Population	
Undergraduate Enrollment	434
Graduate Enrollment	0
Staff Personnel	19
Faculty Personnel	26
Security Personnel	0
<b>Total Campus Population</b>	<b>479</b>



## Tennessee Technology Center at Jacksboro - 2009

GROUP A OFFENSES	Offense	Rate per 1,000	Cleared	% Cleared
<b>Homicide Offenses (Total)</b>	<b>0</b>	<b>0.0</b>	<b>0</b>	<b>0.0</b>
Murder	0	0.0	0	0.0
Negligent Manslaughter	0	0.0	0	0.0
<b>Kidnaping/Abduction</b>	<b>0</b>	<b>0.0</b>	<b>0</b>	<b>0.0</b>
<b>Sex Offenses (Forcible) (Total)</b>	<b>0</b>	<b>0.0</b>	<b>0</b>	<b>0.0</b>
Forcible Rape	0	0.0	0	0.0
Forcible Sodomy	0	0.0	0	0.0
Sexual Assault W/Object	0	0.0	0	0.0
Forcible Fondling	0	0.0	0	0.0
<b>Robbery</b>	<b>0</b>	<b>0.0</b>	<b>0</b>	<b>0.0</b>
<b>Assault Offenses (Total)</b>	<b>0</b>	<b>0.0</b>	<b>0</b>	<b>0.0</b>
Aggravated Assault	0	0.0	0	0.0
Simple Assault	0	0.0	0	0.0
Intimidation	0	0.0	0	0.0
Stalking	0	0.0	0	0.0
<b>Arson</b>	<b>0</b>	<b>0.0</b>	<b>0</b>	<b>0.0</b>
<b>Extortion/Blackmail</b>	<b>0</b>	<b>0.0</b>	<b>0</b>	<b>0.0</b>
<b>Burglary</b>	<b>0</b>	<b>0.0</b>	<b>0</b>	<b>0.0</b>
<b>Larceny/Theft Offenses (Total)</b>	<b>0</b>	<b>0.0</b>	<b>0</b>	<b>0.0</b>
Theft - Pocket-picking	0	0.0	0	0.0
Theft - Purse Snatching	0	0.0	0	0.0
Theft - Shoplifting	0	0.0	0	0.0
Theft From Building	0	0.0	0	0.0
Theft From Coin Machine	0	0.0	0	0.0
Theft From Motor Vehicle	0	0.0	0	0.0
Theft of Motor Vehicle Parts	0	0.0	0	0.0
Theft - All Other Larceny	0	0.0	0	0.0
<b>Motor Vehicle Theft</b>	<b>0</b>	<b>0.0</b>	<b>0</b>	<b>0.0</b>
<b>Counterfeiting/Forgery</b>	<b>0</b>	<b>0.0</b>	<b>0</b>	<b>0.0</b>
<b>Fraud Offenses (Total)</b>	<b>0</b>	<b>0.0</b>	<b>0</b>	<b>0.0</b>
Fraud - False Pretenses	0	0.0	0	0.0
Fraud - Credit Card/ATM	0	0.0	0	0.0
Fraud - Impersonation	0	0.0	0	0.0
Fraud - Welfare	0	0.0	0	0.0
Fraud - Wire	0	0.0	0	0.0
<b>Embezzlement</b>	<b>0</b>	<b>0.0</b>	<b>0</b>	<b>0.0</b>
<b>Stolen Property Offenses</b>	<b>0</b>	<b>0.0</b>	<b>0</b>	<b>0.0</b>
<b>Destruction/Damage/Vandalism</b>	<b>1</b>	<b>4.3</b>	<b>0</b>	<b>0.0</b>
<b>Drug/Narcotic Violations (Total)</b>	<b>0</b>	<b>0.0</b>	<b>0</b>	<b>0.0</b>
Drug/Narcotic Violations	0	0.0	0	0.0
Drug/Narcotic Equipment Violations	0	0.0	0	0.0

GROUP A OFFENSES	Offense	Rate per 1,000	Cleared	% Cleared
<b>Sex Offenses (Nonforcible) (Total)</b>	<b>0</b>	<b>0.0</b>	<b>0</b>	<b>0.0</b>
Incest	0	0.0	0	0.0
Statutory Rape	0	0.0	0	0.0
<b>Pornography/Obscene Material</b>	<b>0</b>	<b>0.0</b>	<b>0</b>	<b>0.0</b>
<b>Gambling Offenses (Total)</b>	<b>0</b>	<b>0.0</b>	<b>0</b>	<b>0.0</b>
Gambling - Betting/Wagering	0	0.0	0	0.0
Gambling - Operating/Promoting	0	0.0	0	0.0
Gambling - Equipment Violations	0	0.0	0	0.0
Gambling - Sports Tampering	0	0.0	0	0.0
<b>Prostitution Offenses (Total)</b>	<b>0</b>	<b>0.0</b>	<b>0</b>	<b>0.0</b>
Prostitution	0	0.0	0	0.0
Prostitution Assisting/Promoting	0	0.0	0	0.0
<b>Bribery</b>	<b>0</b>	<b>0.0</b>	<b>0</b>	<b>0.0</b>
<b>Weapon Law Violations</b>	<b>0</b>	<b>0.0</b>	<b>0</b>	<b>0.0</b>

GROUP B OFFENSES	Offenses	Rate per 1,000
Bad Checks	0	0.0
Curfew/Vagrancy	0	0.0
Disorderly Conduct	0	0.0
DUI	0	0.0
Drunkenness	0	0.0
Family-Non Violent	0	0.0
Liquor Law Violations	0	0.0
Peeping Tom	0	0.0
Runaway	0	0.0
Trespass	0	0.0
All Other Offenses	0	0.0

2009 Fall Term Campus Population	
Undergraduate Enrollment	216
Graduate Enrollment	0
Staff Personnel	7
Faculty Personnel	9
Security Personnel	1
<b>Total Campus Population</b>	<b>233</b>



## Tennessee Technology Center at Jackson - 2009

GROUP A OFFENSES	Offense	Rate per 1,000	Cleared	% Cleared
<b>Homicide Offenses (Total)</b>	<b>0</b>	<b>0.0</b>	<b>0</b>	<b>0.0</b>
Murder	0	0.0	0	0.0
Negligent Manslaughter	0	0.0	0	0.0
<b>Kidnaping/Abduction</b>	<b>0</b>	<b>0.0</b>	<b>0</b>	<b>0.0</b>
<b>Sex Offenses (Forcible) (Total)</b>	<b>0</b>	<b>0.0</b>	<b>0</b>	<b>0.0</b>
Forcible Rape	0	0.0	0	0.0
Forcible Sodomy	0	0.0	0	0.0
Sexual Assault W/Object	0	0.0	0	0.0
Forcible Fondling	0	0.0	0	0.0
<b>Robbery</b>	<b>0</b>	<b>0.0</b>	<b>0</b>	<b>0.0</b>
<b>Assault Offenses (Total)</b>	<b>0</b>	<b>0.0</b>	<b>0</b>	<b>0.0</b>
Aggravated Assault	0	0.0	0	0.0
Simple Assault	0	0.0	0	0.0
Intimidation	0	0.0	0	0.0
Stalking	0	0.0	0	0.0
<b>Arson</b>	<b>0</b>	<b>0.0</b>	<b>0</b>	<b>0.0</b>
<b>Extortion/Blackmail</b>	<b>0</b>	<b>0.0</b>	<b>0</b>	<b>0.0</b>
<b>Burglary</b>	<b>0</b>	<b>0.0</b>	<b>0</b>	<b>0.0</b>
<b>Larceny/Theft Offenses (Total)</b>	<b>1</b>	<b>1.6</b>	<b>0</b>	<b>0.0</b>
Theft - Pocket-picking	0	0.0	0	0.0
Theft - Purse Snatching	0	0.0	0	0.0
Theft - Shoplifting	0	0.0	0	0.0
Theft From Building	0	0.0	0	0.0
Theft From Coin Machine	0	0.0	0	0.0
Theft From Motor Vehicle	0	0.0	0	0.0
Theft of Motor Vehicle Parts	0	0.0	0	0.0
Theft - All Other Larceny	1	1.6	0	0.0
<b>Motor Vehicle Theft</b>	<b>0</b>	<b>0.0</b>	<b>0</b>	<b>0.0</b>
<b>Counterfeiting/Forgery</b>	<b>0</b>	<b>0.0</b>	<b>0</b>	<b>0.0</b>
<b>Fraud Offenses (Total)</b>	<b>0</b>	<b>0.0</b>	<b>0</b>	<b>0.0</b>
Fraud - False Pretenses	0	0.0	0	0.0
Fraud - Credit Card/ATM	0	0.0	0	0.0
Fraud - Impersonation	0	0.0	0	0.0
Fraud - Welfare	0	0.0	0	0.0
Fraud - Wire	0	0.0	0	0.0
<b>Embezzlement</b>	<b>0</b>	<b>0.0</b>	<b>0</b>	<b>0.0</b>
<b>Stolen Property Offenses</b>	<b>0</b>	<b>0.0</b>	<b>0</b>	<b>0.0</b>
<b>Destruction/Damage/Vandalism</b>	<b>0</b>	<b>0.0</b>	<b>0</b>	<b>0.0</b>
<b>Drug/Narcotic Violations (Total)</b>	<b>0</b>	<b>0.0</b>	<b>0</b>	<b>0.0</b>
Drug/Narcotic Violations	0	0.0	0	0.0
Drug/Narcotic Equipment Violations	0	0.0	0	0.0

GROUP A OFFENSES	Offense	Rate per 1,000	Cleared	% Cleared
<b>Sex Offenses (Nonforcible) (Total)</b>	<b>0</b>	<b>0.0</b>	<b>0</b>	<b>0.0</b>
Incest	0	0.0	0	0.0
Statutory Rape	0	0.0	0	0.0
<b>Pornography/Obscene Material</b>	<b>0</b>	<b>0.0</b>	<b>0</b>	<b>0.0</b>
<b>Gambling Offenses (Total)</b>	<b>0</b>	<b>0.0</b>	<b>0</b>	<b>0.0</b>
Gambling - Betting/Wagering	0	0.0	0	0.0
Gambling - Operating/Promoting	0	0.0	0	0.0
Gambling - Equipment Violations	0	0.0	0	0.0
Gambling - Sports Tampering	0	0.0	0	0.0
<b>Prostitution Offenses (Total)</b>	<b>0</b>	<b>0.0</b>	<b>0</b>	<b>0.0</b>
Prostitution	0	0.0	0	0.0
Prostitution Assisting/Promoting	0	0.0	0	0.0
<b>Bribery</b>	<b>0</b>	<b>0.0</b>	<b>0</b>	<b>0.0</b>
<b>Weapon Law Violations</b>	<b>0</b>	<b>0.0</b>	<b>0</b>	<b>0.0</b>

GROUP B OFFENSES	Offenses	Rate per 1,000
Bad Checks	0	0.0
Curfew/Vagrancy	0	0.0
Disorderly Conduct	0	0.0
DUI	0	0.0
Drunkenness	0	0.0
Family-Non Violent	0	0.0
Liquor Law Violations	0	0.0
Peeping Tom	0	0.0
Runaway	0	0.0
Trespass	0	0.0
All Other Offenses	0	0.0

2009 Fall Term Campus Population	
Undergraduate Enrollment	578
Graduate Enrollment	0
Staff Personnel	26
Faculty Personnel	38
Security Personnel	0
<b>Total Campus Population</b>	<b>642</b>



## Tennessee Technology Center at Knoxville - 2009

GROUP A OFFENSES	Offense	Rate per 1,000	Cleared	% Cleared
<b>Homicide Offenses (Total)</b>	<b>0</b>	<b>0.0</b>	<b>0</b>	<b>0.0</b>
Murder	0	0.0	0	0.0
Negligent Manslaughter	0	0.0	0	0.0
<b>Kidnaping/Abduction</b>	<b>0</b>	<b>0.0</b>	<b>0</b>	<b>0.0</b>
<b>Sex Offenses (Forcible) (Total)</b>	<b>0</b>	<b>0.0</b>	<b>0</b>	<b>0.0</b>
Forcible Rape	0	0.0	0	0.0
Forcible Sodomy	0	0.0	0	0.0
Sexual Assault W/Object	0	0.0	0	0.0
Forcible Fondling	0	0.0	0	0.0
<b>Robbery</b>	<b>0</b>	<b>0.0</b>	<b>0</b>	<b>0.0</b>
<b>Assault Offenses (Total)</b>	<b>0</b>	<b>0.0</b>	<b>0</b>	<b>0.0</b>
Aggravated Assault	0	0.0	0	0.0
Simple Assault	0	0.0	0	0.0
Intimidation	0	0.0	0	0.0
Stalking	0	0.0	0	0.0
<b>Arson</b>	<b>0</b>	<b>0.0</b>	<b>0</b>	<b>0.0</b>
<b>Extortion/Blackmail</b>	<b>0</b>	<b>0.0</b>	<b>0</b>	<b>0.0</b>
<b>Burglary</b>	<b>0</b>	<b>0.0</b>	<b>0</b>	<b>0.0</b>
<b>Larceny/Theft Offenses (Total)</b>	<b>2</b>	<b>2.3</b>	<b>0</b>	<b>0.0</b>
Theft - Pocket-picking	0	0.0	0	0.0
Theft - Purse Snatching	0	0.0	0	0.0
Theft - Shoplifting	0	0.0	0	0.0
Theft From Building	0	0.0	0	0.0
Theft From Coin Machine	0	0.0	0	0.0
Theft From Motor Vehicle	1	1.1	0	0.0
Theft of Motor Vehicle Parts	1	1.1	0	0.0
Theft - All Other Larceny	0	0.0	0	0.0
<b>Motor Vehicle Theft</b>	<b>0</b>	<b>0.0</b>	<b>0</b>	<b>0.0</b>
<b>Counterfeiting/Forgery</b>	<b>0</b>	<b>0.0</b>	<b>0</b>	<b>0.0</b>
<b>Fraud Offenses (Total)</b>	<b>0</b>	<b>0.0</b>	<b>0</b>	<b>0.0</b>
Fraud - False Pretenses	0	0.0	0	0.0
Fraud - Credit Card/ATM	0	0.0	0	0.0
Fraud - Impersonation	0	0.0	0	0.0
Fraud - Welfare	0	0.0	0	0.0
Fraud - Wire	0	0.0	0	0.0
<b>Embezzlement</b>	<b>0</b>	<b>0.0</b>	<b>0</b>	<b>0.0</b>
<b>Stolen Property Offenses</b>	<b>0</b>	<b>0.0</b>	<b>0</b>	<b>0.0</b>
<b>Destruction/Damage/Vandalism</b>	<b>0</b>	<b>0.0</b>	<b>0</b>	<b>0.0</b>
<b>Drug/Narcotic Violations (Total)</b>	<b>0</b>	<b>0.0</b>	<b>0</b>	<b>0.0</b>
Drug/Narcotic Violations	0	0.0	0	0.0
Drug/Narcotic Equipment Violations	0	0.0	0	0.0

GROUP A OFFENSES	Offense	Rate per 1,000	Cleared	% Cleared
<b>Sex Offenses (Nonforcible) (Total)</b>	<b>0</b>	<b>0.0</b>	<b>0</b>	<b>0.0</b>
Incest	0	0.0	0	0.0
Statutory Rape	0	0.0	0	0.0
<b>Pornography/Obscene Material</b>	<b>0</b>	<b>0.0</b>	<b>0</b>	<b>0.0</b>
<b>Gambling Offenses (Total)</b>	<b>0</b>	<b>0.0</b>	<b>0</b>	<b>0.0</b>
Gambling - Betting/Wagering	0	0.0	0	0.0
Gambling - Operating/Promoting	0	0.0	0	0.0
Gambling - Equipment Violations	0	0.0	0	0.0
Gambling - Sports Tampering	0	0.0	0	0.0
<b>Prostitution Offenses (Total)</b>	<b>0</b>	<b>0.0</b>	<b>0</b>	<b>0.0</b>
Prostitution	0	0.0	0	0.0
Prostitution Assisting/Promoting	0	0.0	0	0.0
<b>Bribery</b>	<b>0</b>	<b>0.0</b>	<b>0</b>	<b>0.0</b>
<b>Weapon Law Violations</b>	<b>0</b>	<b>0.0</b>	<b>0</b>	<b>0.0</b>

GROUP B OFFENSES	Offenses	Rate per 1,000
Bad Checks	0	0.0
Curfew/Vagrancy	0	0.0
Disorderly Conduct	0	0.0
DUI	0	0.0
Drunkenness	0	0.0
Family-Non Violent	0	0.0
Liquor Law Violations	0	0.0
Peeping Tom	0	0.0
Runaway	0	0.0
Trespass	0	0.0
All Other Offenses	0	0.0

2009 Fall Term Campus Population	
Undergraduate Enrollment	831
Graduate Enrollment	0
Staff Personnel	13
Faculty Personnel	35
Security Personnel	3
<b>Total Campus Population</b>	<b>882</b>



## Tennessee Technology Center at Livingston - 2009

GROUP A OFFENSES	Offense	Rate per 1,000	Cleared	% Cleared
<b>Homicide Offenses (Total)</b>	<b>0</b>	<b>0.0</b>	<b>0</b>	<b>0.0</b>
Murder	0	0.0	0	0.0
Negligent Manslaughter	0	0.0	0	0.0
<b>Kidnaping/Abduction</b>	<b>0</b>	<b>0.0</b>	<b>0</b>	<b>0.0</b>
<b>Sex Offenses (Forcible) (Total)</b>	<b>0</b>	<b>0.0</b>	<b>0</b>	<b>0.0</b>
Forcible Rape	0	0.0	0	0.0
Forcible Sodomy	0	0.0	0	0.0
Sexual Assault W/Object	0	0.0	0	0.0
Forcible Fondling	0	0.0	0	0.0
<b>Robbery</b>	<b>0</b>	<b>0.0</b>	<b>0</b>	<b>0.0</b>
<b>Assault Offenses (Total)</b>	<b>0</b>	<b>0.0</b>	<b>0</b>	<b>0.0</b>
Aggravated Assault	0	0.0	0	0.0
Simple Assault	0	0.0	0	0.0
Intimidation	0	0.0	0	0.0
Stalking	0	0.0	0	0.0
<b>Arson</b>	<b>0</b>	<b>0.0</b>	<b>0</b>	<b>0.0</b>
<b>Extortion/Blackmail</b>	<b>0</b>	<b>0.0</b>	<b>0</b>	<b>0.0</b>
<b>Burglary</b>	<b>0</b>	<b>0.0</b>	<b>0</b>	<b>0.0</b>
<b>Larceny/Theft Offenses (Total)</b>	<b>1</b>	<b>3.0</b>	<b>1</b>	<b>100.0</b>
Theft - Pocket-picking	0	0.0	0	0.0
Theft - Purse Snatching	0	0.0	0	0.0
Theft - Shoplifting	0	0.0	0	0.0
Theft From Building	1	3.0	1	100.0
Theft From Coin Machine	0	0.0	0	0.0
Theft From Motor Vehicle	0	0.0	0	0.0
Theft of Motor Vehicle Parts	0	0.0	0	0.0
Theft - All Other Larceny	0	0.0	0	0.0
<b>Motor Vehicle Theft</b>	<b>0</b>	<b>0.0</b>	<b>0</b>	<b>0.0</b>
<b>Counterfeiting/Forgery</b>	<b>0</b>	<b>0.0</b>	<b>0</b>	<b>0.0</b>
<b>Fraud Offenses (Total)</b>	<b>0</b>	<b>0.0</b>	<b>0</b>	<b>0.0</b>
Fraud - False Pretenses	0	0.0	0	0.0
Fraud - Credit Card/ATM	0	0.0	0	0.0
Fraud - Impersonation	0	0.0	0	0.0
Fraud - Welfare	0	0.0	0	0.0
Fraud - Wire	0	0.0	0	0.0
<b>Embezzlement</b>	<b>0</b>	<b>0.0</b>	<b>0</b>	<b>0.0</b>
<b>Stolen Property Offenses</b>	<b>0</b>	<b>0.0</b>	<b>0</b>	<b>0.0</b>
<b>Destruction/Damage/Vandalism</b>	<b>0</b>	<b>0.0</b>	<b>0</b>	<b>0.0</b>
<b>Drug/Narcotic Violations (Total)</b>	<b>0</b>	<b>0.0</b>	<b>0</b>	<b>0.0</b>
Drug/Narcotic Violations	0	0.0	0	0.0
Drug/Narcotic Equipment Violations	0	0.0	0	0.0

GROUP A OFFENSES	Offense	Rate per 1,000	Cleared	% Cleared
<b>Sex Offenses (Nonforcible) (Total)</b>	<b>0</b>	<b>0.0</b>	<b>0</b>	<b>0.0</b>
Incest	0	0.0	0	0.0
Statutory Rape	0	0.0	0	0.0
<b>Pornography/Obscene Material</b>	<b>0</b>	<b>0.0</b>	<b>0</b>	<b>0.0</b>
<b>Gambling Offenses (Total)</b>	<b>0</b>	<b>0.0</b>	<b>0</b>	<b>0.0</b>
Gambling - Betting/Wagering	0	0.0	0	0.0
Gambling - Operating/Promoting	0	0.0	0	0.0
Gambling - Equipment Violations	0	0.0	0	0.0
Gambling - Sports Tampering	0	0.0	0	0.0
<b>Prostitution Offenses (Total)</b>	<b>0</b>	<b>0.0</b>	<b>0</b>	<b>0.0</b>
Prostitution	0	0.0	0	0.0
Prostitution Assisting/Promoting	0	0.0	0	0.0
<b>Bribery</b>	<b>0</b>	<b>0.0</b>	<b>0</b>	<b>0.0</b>
<b>Weapon Law Violations</b>	<b>0</b>	<b>0.0</b>	<b>0</b>	<b>0.0</b>

GROUP B OFFENSES	Offenses	Rate per 1,000
Bad Checks	0	0.0
Curfew/Vagrancy	0	0.0
Disorderly Conduct	0	0.0
DUI	0	0.0
Drunkenness	0	0.0
Family-Non Violent	0	0.0
Liquor Law Violations	0	0.0
Peeping Tom	0	0.0
Runaway	0	0.0
Trespass	0	0.0
All Other Offenses	0	0.0

2009 Fall Term Campus Population	
Undergraduate Enrollment	301
Graduate Enrollment	0
Staff Personnel	12
Faculty Personnel	19
Security Personnel	0
<b>Total Campus Population</b>	<b>332</b>



## Tennessee Technology Center at McKenzie - 2009

GROUP A OFFENSES	Offense	Rate per 1,000	Cleared	% Cleared
<b>Homicide Offenses (Total)</b>	<b>0</b>	<b>0.0</b>	<b>0</b>	<b>0.0</b>
Murder	0	0.0	0	0.0
Negligent Manslaughter	0	0.0	0	0.0
<b>Kidnaping/Abduction</b>	<b>0</b>	<b>0.0</b>	<b>0</b>	<b>0.0</b>
<b>Sex Offenses (Forcible) (Total)</b>	<b>0</b>	<b>0.0</b>	<b>0</b>	<b>0.0</b>
Forcible Rape	0	0.0	0	0.0
Forcible Sodomy	0	0.0	0	0.0
Sexual Assault W/Object	0	0.0	0	0.0
Forcible Fondling	0	0.0	0	0.0
<b>Robbery</b>	<b>0</b>	<b>0.0</b>	<b>0</b>	<b>0.0</b>
<b>Assault Offenses (Total)</b>	<b>0</b>	<b>0.0</b>	<b>0</b>	<b>0.0</b>
Aggravated Assault	0	0.0	0	0.0
Simple Assault	0	0.0	0	0.0
Intimidation	0	0.0	0	0.0
Stalking	0	0.0	0	0.0
<b>Arson</b>	<b>0</b>	<b>0.0</b>	<b>0</b>	<b>0.0</b>
<b>Extortion/Blackmail</b>	<b>0</b>	<b>0.0</b>	<b>0</b>	<b>0.0</b>
<b>Burglary</b>	<b>0</b>	<b>0.0</b>	<b>0</b>	<b>0.0</b>
<b>Larceny/Theft Offenses (Total)</b>	<b>0</b>	<b>0.0</b>	<b>0</b>	<b>0.0</b>
Theft - Pocket-picking	0	0.0	0	0.0
Theft - Purse Snatching	0	0.0	0	0.0
Theft - Shoplifting	0	0.0	0	0.0
Theft From Building	0	0.0	0	0.0
Theft From Coin Machine	0	0.0	0	0.0
Theft From Motor Vehicle	0	0.0	0	0.0
Theft of Motor Vehicle Parts	0	0.0	0	0.0
Theft - All Other Larceny	0	0.0	0	0.0
<b>Motor Vehicle Theft</b>	<b>0</b>	<b>0.0</b>	<b>0</b>	<b>0.0</b>
<b>Counterfeiting/Forgery</b>	<b>0</b>	<b>0.0</b>	<b>0</b>	<b>0.0</b>
<b>Fraud Offenses (Total)</b>	<b>0</b>	<b>0.0</b>	<b>0</b>	<b>0.0</b>
Fraud - False Pretenses	0	0.0	0	0.0
Fraud - Credit Card/ATM	0	0.0	0	0.0
Fraud - Impersonation	0	0.0	0	0.0
Fraud - Welfare	0	0.0	0	0.0
Fraud - Wire	0	0.0	0	0.0
<b>Embezzlement</b>	<b>0</b>	<b>0.0</b>	<b>0</b>	<b>0.0</b>
<b>Stolen Property Offenses</b>	<b>0</b>	<b>0.0</b>	<b>0</b>	<b>0.0</b>
<b>Destruction/Damage/Vandalism</b>	<b>0</b>	<b>0.0</b>	<b>0</b>	<b>0.0</b>
<b>Drug/Narcotic Violations (Total)</b>	<b>0</b>	<b>0.0</b>	<b>0</b>	<b>0.0</b>
Drug/Narcotic Violations	0	0.0	0	0.0
Drug/Narcotic Equipment Violations	0	0.0	0	0.0

GROUP A OFFENSES	Offense	Rate per 1,000	Cleared	% Cleared
<b>Sex Offenses (Nonforcible) (Total)</b>	<b>0</b>	<b>0.0</b>	<b>0</b>	<b>0.0</b>
Incest	0	0.0	0	0.0
Statutory Rape	0	0.0	0	0.0
<b>Pornography/Obscene Material</b>	<b>0</b>	<b>0.0</b>	<b>0</b>	<b>0.0</b>
<b>Gambling Offenses (Total)</b>	<b>0</b>	<b>0.0</b>	<b>0</b>	<b>0.0</b>
Gambling - Betting/Wagering	0	0.0	0	0.0
Gambling - Operating/Promoting	0	0.0	0	0.0
Gambling - Equipment Violations	0	0.0	0	0.0
Gambling - Sports Tampering	0	0.0	0	0.0
<b>Prostitution Offenses (Total)</b>	<b>0</b>	<b>0.0</b>	<b>0</b>	<b>0.0</b>
Prostitution	0	0.0	0	0.0
Prostitution Assisting/Promoting	0	0.0	0	0.0
<b>Bribery</b>	<b>0</b>	<b>0.0</b>	<b>0</b>	<b>0.0</b>
<b>Weapon Law Violations</b>	<b>0</b>	<b>0.0</b>	<b>0</b>	<b>0.0</b>

GROUP B OFFENSES	Offenses	Rate per 1,000
Bad Checks	0	0.0
Curfew/Vagrancy	0	0.0
Disorderly Conduct	0	0.0
DUI	0	0.0
Drunkenness	0	0.0
Family-Non Violent	0	0.0
Liquor Law Violations	0	0.0
Peeping Tom	0	0.0
Runaway	0	0.0
Trespass	0	0.0
All Other Offenses	0	0.0

2009 Fall Term Campus Population	
Undergraduate Enrollment	269
Graduate Enrollment	0
Staff Personnel	9
Faculty Personnel	14
Security Personnel	0
<b>Total Campus Population</b>	<b>292</b>



## Tennessee Technology Center at McMinnville - 2009

GROUP A OFFENSES	Offense	Rate per 1,000	Cleared	% Cleared
<b>Homicide Offenses (Total)</b>	<b>0</b>	<b>0.0</b>	<b>0</b>	<b>0.0</b>
Murder	0	0.0	0	0.0
Negligent Manslaughter	0	0.0	0	0.0
<b>Kidnaping/Abduction</b>	<b>0</b>	<b>0.0</b>	<b>0</b>	<b>0.0</b>
<b>Sex Offenses (Forcible) (Total)</b>	<b>0</b>	<b>0.0</b>	<b>0</b>	<b>0.0</b>
Forcible Rape	0	0.0	0	0.0
Forcible Sodomy	0	0.0	0	0.0
Sexual Assault W/Object	0	0.0	0	0.0
Forcible Fondling	0	0.0	0	0.0
<b>Robbery</b>	<b>0</b>	<b>0.0</b>	<b>0</b>	<b>0.0</b>
<b>Assault Offenses (Total)</b>	<b>0</b>	<b>0.0</b>	<b>0</b>	<b>0.0</b>
Aggravated Assault	0	0.0	0	0.0
Simple Assault	0	0.0	0	0.0
Intimidation	0	0.0	0	0.0
Stalking	0	0.0	0	0.0
<b>Arson</b>	<b>0</b>	<b>0.0</b>	<b>0</b>	<b>0.0</b>
<b>Extortion/Blackmail</b>	<b>0</b>	<b>0.0</b>	<b>0</b>	<b>0.0</b>
<b>Burglary</b>	<b>0</b>	<b>0.0</b>	<b>0</b>	<b>0.0</b>
<b>Larceny/Theft Offenses (Total)</b>	<b>0</b>	<b>0.0</b>	<b>0</b>	<b>0.0</b>
Theft - Pocket-picking	0	0.0	0	0.0
Theft - Purse Snatching	0	0.0	0	0.0
Theft - Shoplifting	0	0.0	0	0.0
Theft From Building	0	0.0	0	0.0
Theft From Coin Machine	0	0.0	0	0.0
Theft From Motor Vehicle	0	0.0	0	0.0
Theft of Motor Vehicle Parts	0	0.0	0	0.0
Theft - All Other Larceny	0	0.0	0	0.0
<b>Motor Vehicle Theft</b>	<b>0</b>	<b>0.0</b>	<b>0</b>	<b>0.0</b>
<b>Counterfeiting/Forgery</b>	<b>0</b>	<b>0.0</b>	<b>0</b>	<b>0.0</b>
<b>Fraud Offenses (Total)</b>	<b>0</b>	<b>0.0</b>	<b>0</b>	<b>0.0</b>
Fraud - False Pretenses	0	0.0	0	0.0
Fraud - Credit Card/ATM	0	0.0	0	0.0
Fraud - Impersonation	0	0.0	0	0.0
Fraud - Welfare	0	0.0	0	0.0
Fraud - Wire	0	0.0	0	0.0
<b>Embezzlement</b>	<b>0</b>	<b>0.0</b>	<b>0</b>	<b>0.0</b>
<b>Stolen Property Offenses</b>	<b>0</b>	<b>0.0</b>	<b>0</b>	<b>0.0</b>
<b>Destruction/Damage/Vandalism</b>	<b>0</b>	<b>0.0</b>	<b>0</b>	<b>0.0</b>
<b>Drug/Narcotic Violations (Total)</b>	<b>0</b>	<b>0.0</b>	<b>0</b>	<b>0.0</b>
Drug/Narcotic Violations	0	0.0	0	0.0
Drug/Narcotic Equipment Violations	0	0.0	0	0.0

GROUP A OFFENSES	Offense	Rate per 1,000	Cleared	% Cleared
<b>Sex Offenses (Nonforcible) (Total)</b>	<b>0</b>	<b>0.0</b>	<b>0</b>	<b>0.0</b>
Incest	0	0.0	0	0.0
Statutory Rape	0	0.0	0	0.0
<b>Pornography/Obscene Material</b>	<b>0</b>	<b>0.0</b>	<b>0</b>	<b>0.0</b>
<b>Gambling Offenses (Total)</b>	<b>0</b>	<b>0.0</b>	<b>0</b>	<b>0.0</b>
Gambling - Betting/Wagering	0	0.0	0	0.0
Gambling - Operating/Promoting	0	0.0	0	0.0
Gambling - Equipment Violations	0	0.0	0	0.0
Gambling - Sports Tampering	0	0.0	0	0.0
<b>Prostitution Offenses (Total)</b>	<b>0</b>	<b>0.0</b>	<b>0</b>	<b>0.0</b>
Prostitution	0	0.0	0	0.0
Prostitution Assisting/Promoting	0	0.0	0	0.0
<b>Bribery</b>	<b>0</b>	<b>0.0</b>	<b>0</b>	<b>0.0</b>
<b>Weapon Law Violations</b>	<b>0</b>	<b>0.0</b>	<b>0</b>	<b>0.0</b>

GROUP B OFFENSES	Offenses	Rate per 1,000
Bad Checks	0	0.0
Curfew/Vagrancy	0	0.0
Disorderly Conduct	0	0.0
DUI	0	0.0
Drunkenness	0	0.0
Family-Non Violent	0	0.0
Liquor Law Violations	0	0.0
Peeping Tom	0	0.0
Runaway	0	0.0
Trespass	0	0.0
All Other Offenses	0	0.0

2009 Fall Term Campus Population	
Undergraduate Enrollment	285
Graduate Enrollment	0
Staff Personnel	8
Faculty Personnel	15
Security Personnel	0
<b>Total Campus Population</b>	<b>308</b>





## Tennessee Technology Center at Memphis - 2009

GROUP A OFFENSES	Offense	Rate per 1,000	Cleared	% Cleared
<b>Homicide Offenses (Total)</b>	<b>0</b>	<b>0.0</b>	<b>0</b>	<b>0.0</b>
Murder	0	0.0	0	0.0
Negligent Manslaughter	0	0.0	0	0.0
<b>Kidnaping/Abduction</b>	<b>0</b>	<b>0.0</b>	<b>0</b>	<b>0.0</b>
<b>Sex Offenses (Forcible) (Total)</b>	<b>0</b>	<b>0.0</b>	<b>0</b>	<b>0.0</b>
Forcible Rape	0	0.0	0	0.0
Forcible Sodomy	0	0.0	0	0.0
Sexual Assault W/Object	0	0.0	0	0.0
Forcible Fondling	0	0.0	0	0.0
<b>Robbery</b>	<b>0</b>	<b>0.0</b>	<b>0</b>	<b>0.0</b>
<b>Assault Offenses (Total)</b>	<b>5</b>	<b>7.8</b>	<b>0</b>	<b>0.0</b>
Aggravated Assault	0	0.0	0	0.0
Simple Assault	4	6.3	0	0.0
Intimidation	0	0.0	0	0.0
Stalking	1	1.6	0	0.0
<b>Arson</b>	<b>0</b>	<b>0.0</b>	<b>0</b>	<b>0.0</b>
<b>Extortion/Blackmail</b>	<b>0</b>	<b>0.0</b>	<b>0</b>	<b>0.0</b>
<b>Burglary</b>	<b>0</b>	<b>0.0</b>	<b>0</b>	<b>0.0</b>
<b>Larceny/Theft Offenses (Total)</b>	<b>13</b>	<b>20.4</b>	<b>0</b>	<b>0.0</b>
Theft - Pocket-picking	0	0.0	0	0.0
Theft - Purse Snatching	0	0.0	0	0.0
Theft - Shoplifting	0	0.0	0	0.0
Theft From Building	7	11.0	0	0.0
Theft From Coin Machine	0	0.0	0	0.0
Theft From Motor Vehicle	3	4.7	0	0.0
Theft of Motor Vehicle Parts	3	4.7	0	0.0
Theft - All Other Larceny	0	0.0	0	0.0
<b>Motor Vehicle Theft</b>	<b>0</b>	<b>0.0</b>	<b>0</b>	<b>0.0</b>
<b>Counterfeiting/Forgery</b>	<b>0</b>	<b>0.0</b>	<b>0</b>	<b>0.0</b>
<b>Fraud Offenses (Total)</b>	<b>0</b>	<b>0.0</b>	<b>0</b>	<b>0.0</b>
Fraud - False Pretenses	0	0.0	0	0.0
Fraud - Credit Card/ATM	0	0.0	0	0.0
Fraud - Impersonation	0	0.0	0	0.0
Fraud - Welfare	0	0.0	0	0.0
Fraud - Wire	0	0.0	0	0.0
<b>Embezzlement</b>	<b>0</b>	<b>0.0</b>	<b>0</b>	<b>0.0</b>
<b>Stolen Property Offenses</b>	<b>0</b>	<b>0.0</b>	<b>0</b>	<b>0.0</b>
<b>Destruction/Damage/Vandalism</b>	<b>1</b>	<b>1.6</b>	<b>0</b>	<b>0.0</b>
<b>Drug/Narcotic Violations (Total)</b>	<b>0</b>	<b>0.0</b>	<b>0</b>	<b>0.0</b>
Drug/Narcotic Violations	0	0.0	0	0.0
Drug/Narcotic Equipment Violations	0	0.0	0	0.0

GROUP A OFFENSES	Offense	Rate per 1,000	Cleared	% Cleared
<b>Sex Offenses (Nonforcible) (Total)</b>	<b>0</b>	<b>0.0</b>	<b>0</b>	<b>0.0</b>
Incest	0	0.0	0	0.0
Statutory Rape	0	0.0	0	0.0
<b>Pornography/Obscene Material</b>	<b>0</b>	<b>0.0</b>	<b>0</b>	<b>0.0</b>
<b>Gambling Offenses (Total)</b>	<b>0</b>	<b>0.0</b>	<b>0</b>	<b>0.0</b>
Gambling - Betting/Wagering	0	0.0	0	0.0
Gambling - Operating/Promoting	0	0.0	0	0.0
Gambling - Equipment Violations	0	0.0	0	0.0
Gambling - Sports Tampering	0	0.0	0	0.0
<b>Prostitution Offenses (Total)</b>	<b>0</b>	<b>0.0</b>	<b>0</b>	<b>0.0</b>
Prostitution	0	0.0	0	0.0
Prostitution Assisting/Promoting	0	0.0	0	0.0
<b>Bribery</b>	<b>0</b>	<b>0.0</b>	<b>0</b>	<b>0.0</b>
<b>Weapon Law Violations</b>	<b>0</b>	<b>0.0</b>	<b>0</b>	<b>0.0</b>

GROUP B OFFENSES	Offenses	Rate per 1,000
Bad Checks	0	0.0
Curfew/Vagrancy	0	0.0
Disorderly Conduct	0	0.0
DUI	0	0.0
Drunkenness	0	0.0
Family-Non Violent	0	0.0
Liquor Law Violations	0	0.0
Peeping Tom	0	0.0
Runaway	0	0.0
Trespass	0	0.0
All Other Offenses	0	0.0

2009 Fall Term Campus Population	
Undergraduate Enrollment	570
Graduate Enrollment	0
Staff Personnel	25
Faculty Personnel	41
Security Personnel	2
<b>Total Campus Population</b>	<b>638</b>



## Tennessee Technology Center at Morristown - 2009

GROUP A OFFENSES	Offense	Rate per 1,000	Cleared	% Cleared
<b>Homicide Offenses (Total)</b>	<b>0</b>	<b>0.0</b>	<b>0</b>	<b>0.0</b>
Murder	0	0.0	0	0.0
Negligent Manslaughter	0	0.0	0	0.0
<b>Kidnaping/Abduction</b>	<b>0</b>	<b>0.0</b>	<b>0</b>	<b>0.0</b>
<b>Sex Offenses (Forcible) (Total)</b>	<b>0</b>	<b>0.0</b>	<b>0</b>	<b>0.0</b>
Forcible Rape	0	0.0	0	0.0
Forcible Sodomy	0	0.0	0	0.0
Sexual Assault W/Object	0	0.0	0	0.0
Forcible Fondling	0	0.0	0	0.0
<b>Robbery</b>	<b>0</b>	<b>0.0</b>	<b>0</b>	<b>0.0</b>
<b>Assault Offenses (Total)</b>	<b>0</b>	<b>0.0</b>	<b>0</b>	<b>0.0</b>
Aggravated Assault	0	0.0	0	0.0
Simple Assault	0	0.0	0	0.0
Intimidation	0	0.0	0	0.0
Stalking	0	0.0	0	0.0
<b>Arson</b>	<b>1</b>	<b>1.3</b>	<b>0</b>	<b>0.0</b>
<b>Extortion/Blackmail</b>	<b>0</b>	<b>0.0</b>	<b>0</b>	<b>0.0</b>
<b>Burglary</b>	<b>0</b>	<b>0.0</b>	<b>0</b>	<b>0.0</b>
<b>Larceny/Theft Offenses (Total)</b>	<b>3</b>	<b>4.0</b>	<b>0</b>	<b>0.0</b>
Theft - Pocket-picking	0	0.0	0	0.0
Theft - Purse Snatching	0	0.0	0	0.0
Theft - Shoplifting	0	0.0	0	0.0
Theft From Building	1	1.3	0	0.0
Theft From Coin Machine	0	0.0	0	0.0
Theft From Motor Vehicle	2	2.7	0	0.0
Theft of Motor Vehicle Parts	0	0.0	0	0.0
Theft - All Other Larceny	0	0.0	0	0.0
<b>Motor Vehicle Theft</b>	<b>0</b>	<b>0.0</b>	<b>0</b>	<b>0.0</b>
<b>Counterfeiting/Forgery</b>	<b>0</b>	<b>0.0</b>	<b>0</b>	<b>0.0</b>
<b>Fraud Offenses (Total)</b>	<b>0</b>	<b>0.0</b>	<b>0</b>	<b>0.0</b>
Fraud - False Pretenses	0	0.0	0	0.0
Fraud - Credit Card/ATM	0	0.0	0	0.0
Fraud - Impersonation	0	0.0	0	0.0
Fraud - Welfare	0	0.0	0	0.0
Fraud - Wire	0	0.0	0	0.0
<b>Embezzlement</b>	<b>0</b>	<b>0.0</b>	<b>0</b>	<b>0.0</b>
<b>Stolen Property Offenses</b>	<b>0</b>	<b>0.0</b>	<b>0</b>	<b>0.0</b>
<b>Destruction/Damage/Vandalism</b>	<b>1</b>	<b>1.3</b>	<b>0</b>	<b>0.0</b>
<b>Drug/Narcotic Violations (Total)</b>	<b>0</b>	<b>0.0</b>	<b>0</b>	<b>0.0</b>
Drug/Narcotic Violations	0	0.0	0	0.0
Drug/Narcotic Equipment Violations	0	0.0	0	0.0

GROUP A OFFENSES	Offense	Rate per 1,000	Cleared	% Cleared
<b>Sex Offenses (Nonforcible) (Total)</b>	<b>0</b>	<b>0.0</b>	<b>0</b>	<b>0.0</b>
Incest	0	0.0	0	0.0
Statutory Rape	0	0.0	0	0.0
<b>Pornography/Obscene Material</b>	<b>0</b>	<b>0.0</b>	<b>0</b>	<b>0.0</b>
<b>Gambling Offenses (Total)</b>	<b>0</b>	<b>0.0</b>	<b>0</b>	<b>0.0</b>
Gambling - Betting/Wagering	0	0.0	0	0.0
Gambling - Operating/Promoting	0	0.0	0	0.0
Gambling - Equipment Violations	0	0.0	0	0.0
Gambling - Sports Tampering	0	0.0	0	0.0
<b>Prostitution Offenses (Total)</b>	<b>0</b>	<b>0.0</b>	<b>0</b>	<b>0.0</b>
Prostitution	0	0.0	0	0.0
Prostitution Assisting/Promoting	0	0.0	0	0.0
<b>Bribery</b>	<b>0</b>	<b>0.0</b>	<b>0</b>	<b>0.0</b>
<b>Weapon Law Violations</b>	<b>0</b>	<b>0.0</b>	<b>0</b>	<b>0.0</b>

GROUP B OFFENSES	Offenses	Rate per 1,000
Bad Checks	0	0.0
Curfew/Vagrancy	0	0.0
Disorderly Conduct	0	0.0
DUI	0	0.0
Drunkenness	0	0.0
Family-Non Violent	0	0.0
Liquor Law Violations	0	0.0
Peeping Tom	0	0.0
Runaway	0	0.0
Trespass	0	0.0
All Other Offenses	0	0.0

2009 Fall Term Campus Population	
Undergraduate Enrollment	699
Graduate Enrollment	0
Staff Personnel	17
Faculty Personnel	30
Security Personnel	0
<b>Total Campus Population</b>	<b>746</b>



## Tennessee Technology Center at Murfreesboro - 2009

GROUP A OFFENSES	Offense	Rate per 1,000	Cleared	% Cleared
<b>Homicide Offenses (Total)</b>	<b>0</b>	<b>0.0</b>	<b>0</b>	<b>0.0</b>
Murder	0	0.0	0	0.0
Negligent Manslaughter	0	0.0	0	0.0
<b>Kidnaping/Abduction</b>	<b>0</b>	<b>0.0</b>	<b>0</b>	<b>0.0</b>
<b>Sex Offenses (Forcible) (Total)</b>	<b>0</b>	<b>0.0</b>	<b>0</b>	<b>0.0</b>
Forcible Rape	0	0.0	0	0.0
Forcible Sodomy	0	0.0	0	0.0
Sexual Assault W/Object	0	0.0	0	0.0
Forcible Fondling	0	0.0	0	0.0
<b>Robbery</b>	<b>0</b>	<b>0.0</b>	<b>0</b>	<b>0.0</b>
<b>Assault Offenses (Total)</b>	<b>2</b>	<b>5.5</b>	<b>0</b>	<b>0.0</b>
Aggravated Assault	0	0.0	0	0.0
Simple Assault	0	0.0	0	0.0
Intimidation	1	2.7	0	0.0
Stalking	1	2.7	0	0.0
<b>Arson</b>	<b>0</b>	<b>0.0</b>	<b>0</b>	<b>0.0</b>
<b>Extortion/Blackmail</b>	<b>0</b>	<b>0.0</b>	<b>0</b>	<b>0.0</b>
<b>Burglary</b>	<b>0</b>	<b>0.0</b>	<b>0</b>	<b>0.0</b>
<b>Larceny/Theft Offenses (Total)</b>	<b>0</b>	<b>0.0</b>	<b>0</b>	<b>0.0</b>
Theft - Pocket-picking	0	0.0	0	0.0
Theft - Purse Snatching	0	0.0	0	0.0
Theft - Shoplifting	0	0.0	0	0.0
Theft From Building	0	0.0	0	0.0
Theft From Coin Machine	0	0.0	0	0.0
Theft From Motor Vehicle	0	0.0	0	0.0
Theft of Motor Vehicle Parts	0	0.0	0	0.0
Theft - All Other Larceny	0	0.0	0	0.0
<b>Motor Vehicle Theft</b>	<b>0</b>	<b>0.0</b>	<b>0</b>	<b>0.0</b>
<b>Counterfeiting/Forgery</b>	<b>0</b>	<b>0.0</b>	<b>0</b>	<b>0.0</b>
<b>Fraud Offenses (Total)</b>	<b>0</b>	<b>0.0</b>	<b>0</b>	<b>0.0</b>
Fraud - False Pretenses	0	0.0	0	0.0
Fraud - Credit Card/ATM	0	0.0	0	0.0
Fraud - Impersonation	0	0.0	0	0.0
Fraud - Welfare	0	0.0	0	0.0
Fraud - Wire	0	0.0	0	0.0
<b>Embezzlement</b>	<b>0</b>	<b>0.0</b>	<b>0</b>	<b>0.0</b>
<b>Stolen Property Offenses</b>	<b>0</b>	<b>0.0</b>	<b>0</b>	<b>0.0</b>
<b>Destruction/Damage/Vandalism</b>	<b>0</b>	<b>0.0</b>	<b>0</b>	<b>0.0</b>
<b>Drug/Narcotic Violations (Total)</b>	<b>0</b>	<b>0.0</b>	<b>0</b>	<b>0.0</b>
Drug/Narcotic Violations	0	0.0	0	0.0
Drug/Narcotic Equipment Violations	0	0.0	0	0.0

GROUP A OFFENSES	Offense	Rate per 1,000	Cleared	% Cleared
<b>Sex Offenses (Nonforcible) (Total)</b>	<b>0</b>	<b>0.0</b>	<b>0</b>	<b>0.0</b>
Incest	0	0.0	0	0.0
Statutory Rape	0	0.0	0	0.0
<b>Pornography/Obscene Material</b>	<b>0</b>	<b>0.0</b>	<b>0</b>	<b>0.0</b>
<b>Gambling Offenses (Total)</b>	<b>0</b>	<b>0.0</b>	<b>0</b>	<b>0.0</b>
Gambling - Betting/Wagering	0	0.0	0	0.0
Gambling - Operating/Promoting	0	0.0	0	0.0
Gambling - Equipment Violations	0	0.0	0	0.0
Gambling - Sports Tampering	0	0.0	0	0.0
<b>Prostitution Offenses (Total)</b>	<b>0</b>	<b>0.0</b>	<b>0</b>	<b>0.0</b>
Prostitution	0	0.0	0	0.0
Prostitution Assisting/Promoting	0	0.0	0	0.0
<b>Bribery</b>	<b>0</b>	<b>0.0</b>	<b>0</b>	<b>0.0</b>
<b>Weapon Law Violations</b>	<b>0</b>	<b>0.0</b>	<b>0</b>	<b>0.0</b>

GROUP B OFFENSES	Offenses	Rate per 1,000
Bad Checks	0	0.0
Curfew/Vagrancy	0	0.0
Disorderly Conduct	0	0.0
DUI	0	0.0
Drunkenness	0	0.0
Family-Non Violent	0	0.0
Liquor Law Violations	0	0.0
Peeping Tom	0	0.0
Runaway	0	0.0
Trespass	0	0.0
All Other Offenses	0	0.0

2009 Fall Term Campus Population	
Undergraduate Enrollment	336
Graduate Enrollment	0
Staff Personnel	12
Faculty Personnel	16
Security Personnel	1
<b>Total Campus Population</b>	<b>365</b>



## Tennessee Technology Center at Nashville - 2009

GROUP A OFFENSES	Offense	Rate per 1,000	Cleared	% Cleared
<b>Homicide Offenses (Total)</b>	<b>0</b>	<b>0.0</b>	<b>0</b>	<b>0.0</b>
Murder	0	0.0	0	0.0
Negligent Manslaughter	0	0.0	0	0.0
<b>Kidnaping/Abduction</b>	<b>0</b>	<b>0.0</b>	<b>0</b>	<b>0.0</b>
<b>Sex Offenses (Forcible) (Total)</b>	<b>0</b>	<b>0.0</b>	<b>0</b>	<b>0.0</b>
Forcible Rape	0	0.0	0	0.0
Forcible Sodomy	0	0.0	0	0.0
Sexual Assault W/Object	0	0.0	0	0.0
Forcible Fondling	0	0.0	0	0.0
<b>Robbery</b>	<b>0</b>	<b>0.0</b>	<b>0</b>	<b>0.0</b>
<b>Assault Offenses (Total)</b>	<b>0</b>	<b>0.0</b>	<b>0</b>	<b>0.0</b>
Aggravated Assault	0	0.0	0	0.0
Simple Assault	0	0.0	0	0.0
Intimidation	0	0.0	0	0.0
Stalking	0	0.0	0	0.0
<b>Arson</b>	<b>0</b>	<b>0.0</b>	<b>0</b>	<b>0.0</b>
<b>Extortion/Blackmail</b>	<b>0</b>	<b>0.0</b>	<b>0</b>	<b>0.0</b>
<b>Burglary</b>	<b>0</b>	<b>0.0</b>	<b>0</b>	<b>0.0</b>
<b>Larceny/Theft Offenses (Total)</b>	<b>0</b>	<b>0.0</b>	<b>0</b>	<b>0.0</b>
Theft - Pocket-picking	0	0.0	0	0.0
Theft - Purse Snatching	0	0.0	0	0.0
Theft - Shoplifting	0	0.0	0	0.0
Theft From Building	0	0.0	0	0.0
Theft From Coin Machine	0	0.0	0	0.0
Theft From Motor Vehicle	0	0.0	0	0.0
Theft of Motor Vehicle Parts	0	0.0	0	0.0
Theft - All Other Larceny	0	0.0	0	0.0
<b>Motor Vehicle Theft</b>	<b>0</b>	<b>0.0</b>	<b>0</b>	<b>0.0</b>
<b>Counterfeiting/Forgery</b>	<b>0</b>	<b>0.0</b>	<b>0</b>	<b>0.0</b>
<b>Fraud Offenses (Total)</b>	<b>0</b>	<b>0.0</b>	<b>0</b>	<b>0.0</b>
Fraud - False Pretenses	0	0.0	0	0.0
Fraud - Credit Card/ATM	0	0.0	0	0.0
Fraud - Impersonation	0	0.0	0	0.0
Fraud - Welfare	0	0.0	0	0.0
Fraud - Wire	0	0.0	0	0.0
<b>Embezzlement</b>	<b>0</b>	<b>0.0</b>	<b>0</b>	<b>0.0</b>
<b>Stolen Property Offenses</b>	<b>0</b>	<b>0.0</b>	<b>0</b>	<b>0.0</b>
<b>Destruction/Damage/Vandalism</b>	<b>0</b>	<b>0.0</b>	<b>0</b>	<b>0.0</b>
<b>Drug/Narcotic Violations (Total)</b>	<b>0</b>	<b>0.0</b>	<b>0</b>	<b>0.0</b>
Drug/Narcotic Violations	0	0.0	0	0.0
Drug/Narcotic Equipment Violations	0	0.0	0	0.0

GROUP A OFFENSES	Offense	Rate per 1,000	Cleared	% Cleared
<b>Sex Offenses (Nonforcible) (Total)</b>	<b>0</b>	<b>0.0</b>	<b>0</b>	<b>0.0</b>
Incest	0	0.0	0	0.0
Statutory Rape	0	0.0	0	0.0
<b>Pornography/Obscene Material</b>	<b>0</b>	<b>0.0</b>	<b>0</b>	<b>0.0</b>
<b>Gambling Offenses (Total)</b>	<b>0</b>	<b>0.0</b>	<b>0</b>	<b>0.0</b>
Gambling - Betting/Wagering	0	0.0	0	0.0
Gambling - Operating/Promoting	0	0.0	0	0.0
Gambling - Equipment Violations	0	0.0	0	0.0
Gambling - Sports Tampering	0	0.0	0	0.0
<b>Prostitution Offenses (Total)</b>	<b>0</b>	<b>0.0</b>	<b>0</b>	<b>0.0</b>
Prostitution	0	0.0	0	0.0
Prostitution Assisting/Promoting	0	0.0	0	0.0
<b>Bribery</b>	<b>0</b>	<b>0.0</b>	<b>0</b>	<b>0.0</b>
<b>Weapon Law Violations</b>	<b>0</b>	<b>0.0</b>	<b>0</b>	<b>0.0</b>

GROUP B OFFENSES	Offenses	Rate per 1,000
Bad Checks	0	0.0
Curfew/Vagrancy	0	0.0
Disorderly Conduct	0	0.0
DUI	0	0.0
Drunkenness	0	0.0
Family-Non Violent	0	0.0
Liquor Law Violations	0	0.0
Peeping Tom	0	0.0
Runaway	0	0.0
Trespass	0	0.0
All Other Offenses	0	0.0

2009 Fall Term Campus Population	
Undergraduate Enrollment	652
Graduate Enrollment	0
Staff Personnel	20
Faculty Personnel	44
Security Personnel	2
<b>Total Campus Population</b>	<b>718</b>



## Tennessee Technology Center at Newbern - 2009

GROUP A OFFENSES	Offense	Rate per 1,000	Cleared	% Cleared
<b>Homicide Offenses (Total)</b>	<b>0</b>	<b>0.0</b>	<b>0</b>	<b>0.0</b>
Murder	0	0.0	0	0.0
Negligent Manslaughter	0	0.0	0	0.0
<b>Kidnaping/Abduction</b>	<b>0</b>	<b>0.0</b>	<b>0</b>	<b>0.0</b>
<b>Sex Offenses (Forcible) (Total)</b>	<b>0</b>	<b>0.0</b>	<b>0</b>	<b>0.0</b>
Forcible Rape	0	0.0	0	0.0
Forcible Sodomy	0	0.0	0	0.0
Sexual Assault W/Object	0	0.0	0	0.0
Forcible Fondling	0	0.0	0	0.0
<b>Robbery</b>	<b>0</b>	<b>0.0</b>	<b>0</b>	<b>0.0</b>
<b>Assault Offenses (Total)</b>	<b>0</b>	<b>0.0</b>	<b>0</b>	<b>0.0</b>
Aggravated Assault	0	0.0	0	0.0
Simple Assault	0	0.0	0	0.0
Intimidation	0	0.0	0	0.0
Stalking	0	0.0	0	0.0
<b>Arson</b>	<b>0</b>	<b>0.0</b>	<b>0</b>	<b>0.0</b>
<b>Extortion/Blackmail</b>	<b>0</b>	<b>0.0</b>	<b>0</b>	<b>0.0</b>
<b>Burglary</b>	<b>0</b>	<b>0.0</b>	<b>0</b>	<b>0.0</b>
<b>Larceny/Theft Offenses (Total)</b>	<b>1</b>	<b>3.2</b>	<b>1</b>	<b>100.0</b>
Theft - Pocket-picking	0	0.0	0	0.0
Theft - Purse Snatching	0	0.0	0	0.0
Theft - Shoplifting	0	0.0	0	0.0
Theft From Building	1	3.2	1	100.0
Theft From Coin Machine	0	0.0	0	0.0
Theft From Motor Vehicle	0	0.0	0	0.0
Theft of Motor Vehicle Parts	0	0.0	0	0.0
Theft - All Other Larceny	0	0.0	0	0.0
<b>Motor Vehicle Theft</b>	<b>0</b>	<b>0.0</b>	<b>0</b>	<b>0.0</b>
<b>Counterfeiting/Forgery</b>	<b>0</b>	<b>0.0</b>	<b>0</b>	<b>0.0</b>
<b>Fraud Offenses (Total)</b>	<b>0</b>	<b>0.0</b>	<b>0</b>	<b>0.0</b>
Fraud - False Pretenses	0	0.0	0	0.0
Fraud - Credit Card/ATM	0	0.0	0	0.0
Fraud - Impersonation	0	0.0	0	0.0
Fraud - Welfare	0	0.0	0	0.0
Fraud - Wire	0	0.0	0	0.0
<b>Embezzlement</b>	<b>0</b>	<b>0.0</b>	<b>0</b>	<b>0.0</b>
<b>Stolen Property Offenses</b>	<b>0</b>	<b>0.0</b>	<b>0</b>	<b>0.0</b>
<b>Destruction/Damage/Vandalism</b>	<b>0</b>	<b>0.0</b>	<b>0</b>	<b>0.0</b>
<b>Drug/Narcotic Violations (Total)</b>	<b>0</b>	<b>0.0</b>	<b>0</b>	<b>0.0</b>
Drug/Narcotic Violations	0	0.0	0	0.0
Drug/Narcotic Equipment Violations	0	0.0	0	0.0

GROUP A OFFENSES	Offense	Rate per 1,000	Cleared	% Cleared
<b>Sex Offenses (Nonforcible) (Total)</b>	<b>0</b>	<b>0.0</b>	<b>0</b>	<b>0.0</b>
Incest	0	0.0	0	0.0
Statutory Rape	0	0.0	0	0.0
<b>Pornography/Obscene Material</b>	<b>0</b>	<b>0.0</b>	<b>0</b>	<b>0.0</b>
<b>Gambling Offenses (Total)</b>	<b>0</b>	<b>0.0</b>	<b>0</b>	<b>0.0</b>
Gambling - Betting/Wagering	0	0.0	0	0.0
Gambling - Operating/Promoting	0	0.0	0	0.0
Gambling - Equipment Violations	0	0.0	0	0.0
Gambling - Sports Tampering	0	0.0	0	0.0
<b>Prostitution Offenses (Total)</b>	<b>0</b>	<b>0.0</b>	<b>0</b>	<b>0.0</b>
Prostitution	0	0.0	0	0.0
Prostitution Assisting/Promoting	0	0.0	0	0.0
<b>Bribery</b>	<b>0</b>	<b>0.0</b>	<b>0</b>	<b>0.0</b>
<b>Weapon Law Violations</b>	<b>0</b>	<b>0.0</b>	<b>0</b>	<b>0.0</b>

GROUP B OFFENSES	Offenses	Rate per 1,000
Bad Checks	0	0.0
Curfew/Vagrancy	0	0.0
Disorderly Conduct	1	3.2
DUI	0	0.0
Drunkenness	0	0.0
Family-Non Violent	0	0.0
Liquor Law Violations	0	0.0
Peeping Tom	0	0.0
Runaway	0	0.0
Trespass	0	0.0
All Other Offenses	0	0.0

2009 Fall Term Campus Population	
Undergraduate Enrollment	289
Graduate Enrollment	0
Staff Personnel	8
Faculty Personnel	12
Security Personnel	0
<b>Total Campus Population</b>	<b>309</b>



## Tennessee Technology Center at Oneida - 2009

GROUP A OFFENSES	Offense	Rate per 1,000	Cleared	% Cleared
<b>Homicide Offenses (Total)</b>	<b>0</b>	<b>0.0</b>	<b>0</b>	<b>0.0</b>
Murder	0	0.0	0	0.0
Negligent Manslaughter	0	0.0	0	0.0
<b>Kidnaping/Abduction</b>	<b>0</b>	<b>0.0</b>	<b>0</b>	<b>0.0</b>
<b>Sex Offenses (Forcible) (Total)</b>	<b>0</b>	<b>0.0</b>	<b>0</b>	<b>0.0</b>
Forcible Rape	0	0.0	0	0.0
Forcible Sodomy	0	0.0	0	0.0
Sexual Assault W/Object	0	0.0	0	0.0
Forcible Fondling	0	0.0	0	0.0
<b>Robbery</b>	<b>0</b>	<b>0.0</b>	<b>0</b>	<b>0.0</b>
<b>Assault Offenses (Total)</b>	<b>0</b>	<b>0.0</b>	<b>0</b>	<b>0.0</b>
Aggravated Assault	0	0.0	0	0.0
Simple Assault	0	0.0	0	0.0
Intimidation	0	0.0	0	0.0
Stalking	0	0.0	0	0.0
<b>Arson</b>	<b>0</b>	<b>0.0</b>	<b>0</b>	<b>0.0</b>
<b>Extortion/Blackmail</b>	<b>0</b>	<b>0.0</b>	<b>0</b>	<b>0.0</b>
<b>Burglary</b>	<b>1</b>	<b>2.2</b>	<b>0</b>	<b>0.0</b>
<b>Larceny/Theft Offenses (Total)</b>	<b>2</b>	<b>4.4</b>	<b>0</b>	<b>0.0</b>
Theft - Pocket-picking	0	0.0	0	0.0
Theft - Purse Snatching	0	0.0	0	0.0
Theft - Shoplifting	0	0.0	0	0.0
Theft From Building	2	4.4	0	0.0
Theft From Coin Machine	0	0.0	0	0.0
Theft From Motor Vehicle	0	0.0	0	0.0
Theft of Motor Vehicle Parts	0	0.0	0	0.0
Theft - All Other Larceny	0	0.0	0	0.0
<b>Motor Vehicle Theft</b>	<b>1</b>	<b>2.2</b>	<b>0</b>	<b>0.0</b>
<b>Counterfeiting/Forgery</b>	<b>0</b>	<b>0.0</b>	<b>0</b>	<b>0.0</b>
<b>Fraud Offenses (Total)</b>	<b>0</b>	<b>0.0</b>	<b>0</b>	<b>0.0</b>
Fraud - False Pretenses	0	0.0	0	0.0
Fraud - Credit Card/ATM	0	0.0	0	0.0
Fraud - Impersonation	0	0.0	0	0.0
Fraud - Welfare	0	0.0	0	0.0
Fraud - Wire	0	0.0	0	0.0
<b>Embezzlement</b>	<b>0</b>	<b>0.0</b>	<b>0</b>	<b>0.0</b>
<b>Stolen Property Offenses</b>	<b>0</b>	<b>0.0</b>	<b>0</b>	<b>0.0</b>
<b>Destruction/Damage/Vandalism</b>	<b>1</b>	<b>2.2</b>	<b>0</b>	<b>0.0</b>
<b>Drug/Narcotic Violations (Total)</b>	<b>0</b>	<b>0.0</b>	<b>0</b>	<b>0.0</b>
Drug/Narcotic Violations	0	0.0	0	0.0
Drug/Narcotic Equipment Violations	0	0.0	0	0.0

GROUP A OFFENSES	Offense	Rate per 1,000	Cleared	% Cleared
<b>Sex Offenses (Nonforcible) (Total)</b>	<b>0</b>	<b>0.0</b>	<b>0</b>	<b>0.0</b>
Incest	0	0.0	0	0.0
Statutory Rape	0	0.0	0	0.0
<b>Pornography/Obscene Material</b>	<b>0</b>	<b>0.0</b>	<b>0</b>	<b>0.0</b>
<b>Gambling Offenses (Total)</b>	<b>0</b>	<b>0.0</b>	<b>0</b>	<b>0.0</b>
Gambling - Betting/Wagering	0	0.0	0	0.0
Gambling - Operating/Promoting	0	0.0	0	0.0
Gambling - Equipment Violations	0	0.0	0	0.0
Gambling - Sports Tampering	0	0.0	0	0.0
<b>Prostitution Offenses (Total)</b>	<b>0</b>	<b>0.0</b>	<b>0</b>	<b>0.0</b>
Prostitution	0	0.0	0	0.0
Prostitution Assisting/Promoting	0	0.0	0	0.0
<b>Bribery</b>	<b>0</b>	<b>0.0</b>	<b>0</b>	<b>0.0</b>
<b>Weapon Law Violations</b>	<b>0</b>	<b>0.0</b>	<b>0</b>	<b>0.0</b>

GROUP B OFFENSES	Offenses	Rate per 1,000
Bad Checks	0	0.0
Curfew/Vagrancy	0	0.0
Disorderly Conduct	0	0.0
DUI	0	0.0
Drunkenness	0	0.0
Family-Non Violent	0	0.0
Liquor Law Violations	0	0.0
Peeping Tom	0	0.0
Runaway	0	0.0
Trespass	0	0.0
All Other Offenses	0	0.0

2009 Fall Term Campus Population	
Undergraduate Enrollment	419
Graduate Enrollment	0
Staff Personnel	11
Faculty Personnel	24
Security Personnel	0
<b>Total Campus Population</b>	<b>454</b>



## Tennessee Technology Center at Paris - 2009

GROUP A OFFENSES	Offense	Rate per 1,000	Cleared	% Cleared
<b>Homicide Offenses (Total)</b>	<b>0</b>	<b>0.0</b>	<b>0</b>	<b>0.0</b>
Murder	0	0.0	0	0.0
Negligent Manslaughter	0	0.0	0	0.0
<b>Kidnaping/Abduction</b>	<b>0</b>	<b>0.0</b>	<b>0</b>	<b>0.0</b>
<b>Sex Offenses (Forcible) (Total)</b>	<b>0</b>	<b>0.0</b>	<b>0</b>	<b>0.0</b>
Forcible Rape	0	0.0	0	0.0
Forcible Sodomy	0	0.0	0	0.0
Sexual Assault W/Object	0	0.0	0	0.0
Forcible Fondling	0	0.0	0	0.0
<b>Robbery</b>	<b>0</b>	<b>0.0</b>	<b>0</b>	<b>0.0</b>
<b>Assault Offenses (Total)</b>	<b>0</b>	<b>0.0</b>	<b>0</b>	<b>0.0</b>
Aggravated Assault	0	0.0	0	0.0
Simple Assault	0	0.0	0	0.0
Intimidation	0	0.0	0	0.0
Stalking	0	0.0	0	0.0
<b>Arson</b>	<b>0</b>	<b>0.0</b>	<b>0</b>	<b>0.0</b>
<b>Extortion/Blackmail</b>	<b>0</b>	<b>0.0</b>	<b>0</b>	<b>0.0</b>
<b>Burglary</b>	<b>0</b>	<b>0.0</b>	<b>0</b>	<b>0.0</b>
<b>Larceny/Theft Offenses (Total)</b>	<b>0</b>	<b>0.0</b>	<b>0</b>	<b>0.0</b>
Theft - Pocket-picking	0	0.0	0	0.0
Theft - Purse Snatching	0	0.0	0	0.0
Theft - Shoplifting	0	0.0	0	0.0
Theft From Building	0	0.0	0	0.0
Theft From Coin Machine	0	0.0	0	0.0
Theft From Motor Vehicle	0	0.0	0	0.0
Theft of Motor Vehicle Parts	0	0.0	0	0.0
Theft - All Other Larceny	0	0.0	0	0.0
<b>Motor Vehicle Theft</b>	<b>0</b>	<b>0.0</b>	<b>0</b>	<b>0.0</b>
<b>Counterfeiting/Forgery</b>	<b>0</b>	<b>0.0</b>	<b>0</b>	<b>0.0</b>
<b>Fraud Offenses (Total)</b>	<b>0</b>	<b>0.0</b>	<b>0</b>	<b>0.0</b>
Fraud - False Pretenses	0	0.0	0	0.0
Fraud - Credit Card/ATM	0	0.0	0	0.0
Fraud - Impersonation	0	0.0	0	0.0
Fraud - Welfare	0	0.0	0	0.0
Fraud - Wire	0	0.0	0	0.0
<b>Embezzlement</b>	<b>0</b>	<b>0.0</b>	<b>0</b>	<b>0.0</b>
<b>Stolen Property Offenses</b>	<b>0</b>	<b>0.0</b>	<b>0</b>	<b>0.0</b>
<b>Destruction/Damage/Vandalism</b>	<b>0</b>	<b>0.0</b>	<b>0</b>	<b>0.0</b>
<b>Drug/Narcotic Violations (Total)</b>	<b>1</b>	<b>3.1</b>	<b>1</b>	<b>100.0</b>
Drug/Narcotic Violations	1	3.1	1	100.0
Drug/Narcotic Equipment Violations	0	0.0	0	0.0

GROUP A OFFENSES	Offense	Rate per 1,000	Cleared	% Cleared
<b>Sex Offenses (Nonforcible) (Total)</b>	<b>0</b>	<b>0.0</b>	<b>0</b>	<b>0.0</b>
Incest	0	0.0	0	0.0
Statutory Rape	0	0.0	0	0.0
<b>Pornography/Obscene Material</b>	<b>0</b>	<b>0.0</b>	<b>0</b>	<b>0.0</b>
<b>Gambling Offenses (Total)</b>	<b>0</b>	<b>0.0</b>	<b>0</b>	<b>0.0</b>
Gambling - Betting/Wagering	0	0.0	0	0.0
Gambling - Operating/Promoting	0	0.0	0	0.0
Gambling - Equipment Violations	0	0.0	0	0.0
Gambling - Sports Tampering	0	0.0	0	0.0
<b>Prostitution Offenses (Total)</b>	<b>0</b>	<b>0.0</b>	<b>0</b>	<b>0.0</b>
Prostitution	0	0.0	0	0.0
Prostitution Assisting/Promoting	0	0.0	0	0.0
<b>Bribery</b>	<b>0</b>	<b>0.0</b>	<b>0</b>	<b>0.0</b>
<b>Weapon Law Violations</b>	<b>0</b>	<b>0.0</b>	<b>0</b>	<b>0.0</b>

GROUP B OFFENSES	Offenses	Rate per 1,000
Bad Checks	0	0.0
Curfew/Vagrancy	0	0.0
Disorderly Conduct	0	0.0
DUI	0	0.0
Drunkenness	0	0.0
Family-Non Violent	0	0.0
Liquor Law Violations	0	0.0
Peeping Tom	0	0.0
Runaway	0	0.0
Trespass	0	0.0
All Other Offenses	0	0.0

2009 Fall Term Campus Population	
Undergraduate Enrollment	294
Graduate Enrollment	0
Staff Personnel	13
Faculty Personnel	19
Security Personnel	0
<b>Total Campus Population</b>	<b>326</b>



## Tennessee Technology Center at Pulaski - 2009

GROUP A OFFENSES	Offense	Rate per 1,000	Cleared	% Cleared
<b>Homicide Offenses (Total)</b>	<b>0</b>	<b>0.0</b>	<b>0</b>	<b>0.0</b>
Murder	0	0.0	0	0.0
Negligent Manslaughter	0	0.0	0	0.0
<b>Kidnaping/Abduction</b>	<b>0</b>	<b>0.0</b>	<b>0</b>	<b>0.0</b>
<b>Sex Offenses (Forcible) (Total)</b>	<b>0</b>	<b>0.0</b>	<b>0</b>	<b>0.0</b>
Forcible Rape	0	0.0	0	0.0
Forcible Sodomy	0	0.0	0	0.0
Sexual Assault W/Object	0	0.0	0	0.0
Forcible Fondling	0	0.0	0	0.0
<b>Robbery</b>	<b>0</b>	<b>0.0</b>	<b>0</b>	<b>0.0</b>
<b>Assault Offenses (Total)</b>	<b>1</b>	<b>2.2</b>	<b>1</b>	<b>100.0</b>
Aggravated Assault	0	0.0	0	0.0
Simple Assault	1	2.2	1	100.0
Intimidation	0	0.0	0	0.0
Stalking	0	0.0	0	0.0
<b>Arson</b>	<b>0</b>	<b>0.0</b>	<b>0</b>	<b>0.0</b>
<b>Extortion/Blackmail</b>	<b>0</b>	<b>0.0</b>	<b>0</b>	<b>0.0</b>
<b>Burglary</b>	<b>0</b>	<b>0.0</b>	<b>0</b>	<b>0.0</b>
<b>Larceny/Theft Offenses (Total)</b>	<b>1</b>	<b>2.2</b>	<b>0</b>	<b>0.0</b>
Theft - Pocket-picking	0	0.0	0	0.0
Theft - Purse Snatching	0	0.0	0	0.0
Theft - Shoplifting	0	0.0	0	0.0
Theft From Building	1	2.2	0	0.0
Theft From Coin Machine	0	0.0	0	0.0
Theft From Motor Vehicle	0	0.0	0	0.0
Theft of Motor Vehicle Parts	0	0.0	0	0.0
Theft - All Other Larceny	0	0.0	0	0.0
<b>Motor Vehicle Theft</b>	<b>0</b>	<b>0.0</b>	<b>0</b>	<b>0.0</b>
<b>Counterfeiting/Forgery</b>	<b>0</b>	<b>0.0</b>	<b>0</b>	<b>0.0</b>
<b>Fraud Offenses (Total)</b>	<b>0</b>	<b>0.0</b>	<b>0</b>	<b>0.0</b>
Fraud - False Pretenses	0	0.0	0	0.0
Fraud - Credit Card/ATM	0	0.0	0	0.0
Fraud - Impersonation	0	0.0	0	0.0
Fraud - Welfare	0	0.0	0	0.0
Fraud - Wire	0	0.0	0	0.0
<b>Embezzlement</b>	<b>0</b>	<b>0.0</b>	<b>0</b>	<b>0.0</b>
<b>Stolen Property Offenses</b>	<b>0</b>	<b>0.0</b>	<b>0</b>	<b>0.0</b>
<b>Destruction/Damage/Vandalism</b>	<b>0</b>	<b>0.0</b>	<b>0</b>	<b>0.0</b>
<b>Drug/Narcotic Violations (Total)</b>	<b>0</b>	<b>0.0</b>	<b>0</b>	<b>0.0</b>
Drug/Narcotic Violations	0	0.0	0	0.0
Drug/Narcotic Equipment Violations	0	0.0	0	0.0

GROUP A OFFENSES	Offense	Rate per 1,000	Cleared	% Cleared
<b>Sex Offenses (Nonforcible) (Total)</b>	<b>0</b>	<b>0.0</b>	<b>0</b>	<b>0.0</b>
Incest	0	0.0	0	0.0
Statutory Rape	0	0.0	0	0.0
<b>Pornography/Obscene Material</b>	<b>0</b>	<b>0.0</b>	<b>0</b>	<b>0.0</b>
<b>Gambling Offenses (Total)</b>	<b>0</b>	<b>0.0</b>	<b>0</b>	<b>0.0</b>
Gambling - Betting/Wagering	0	0.0	0	0.0
Gambling - Operating/Promoting	0	0.0	0	0.0
Gambling - Equipment Violations	0	0.0	0	0.0
Gambling - Sports Tampering	0	0.0	0	0.0
<b>Prostitution Offenses (Total)</b>	<b>0</b>	<b>0.0</b>	<b>0</b>	<b>0.0</b>
Prostitution	0	0.0	0	0.0
Prostitution Assisting/Promoting	0	0.0	0	0.0
<b>Bribery</b>	<b>0</b>	<b>0.0</b>	<b>0</b>	<b>0.0</b>
<b>Weapon Law Violations</b>	<b>0</b>	<b>0.0</b>	<b>0</b>	<b>0.0</b>

GROUP B OFFENSES	Offenses	Rate per 1,000
Bad Checks	0	0.0
Curfew/Vagrancy	0	0.0
Disorderly Conduct	0	0.0
DUI	0	0.0
Drunkenness	0	0.0
Family-Non Violent	0	0.0
Liquor Law Violations	0	0.0
Peeping Tom	0	0.0
Runaway	0	0.0
Trespass	0	0.0
All Other Offenses	0	0.0

2009 Fall Term Campus Population	
Undergraduate Enrollment	213
Graduate Enrollment	214
Staff Personnel	12
Faculty Personnel	24
Security Personnel	1
<b>Total Campus Population</b>	<b>464</b>





## Tennessee Technology Center at Ripley - 2009

GROUP A OFFENSES	Offense	Rate per 1,000	Cleared	% Cleared
<b>Homicide Offenses (Total)</b>	<b>0</b>	<b>0.0</b>	<b>0</b>	<b>0.0</b>
Murder	0	0.0	0	0.0
Negligent Manslaughter	0	0.0	0	0.0
<b>Kidnaping/Abduction</b>	<b>0</b>	<b>0.0</b>	<b>0</b>	<b>0.0</b>
<b>Sex Offenses (Forcible) (Total)</b>	<b>0</b>	<b>0.0</b>	<b>0</b>	<b>0.0</b>
Forcible Rape	0	0.0	0	0.0
Forcible Sodomy	0	0.0	0	0.0
Sexual Assault W/Object	0	0.0	0	0.0
Forcible Fondling	0	0.0	0	0.0
<b>Robbery</b>	<b>0</b>	<b>0.0</b>	<b>0</b>	<b>0.0</b>
<b>Assault Offenses (Total)</b>	<b>0</b>	<b>0.0</b>	<b>0</b>	<b>0.0</b>
Aggravated Assault	0	0.0	0	0.0
Simple Assault	0	0.0	0	0.0
Intimidation	0	0.0	0	0.0
Stalking	0	0.0	0	0.0
<b>Arson</b>	<b>0</b>	<b>0.0</b>	<b>0</b>	<b>0.0</b>
<b>Extortion/Blackmail</b>	<b>0</b>	<b>0.0</b>	<b>0</b>	<b>0.0</b>
<b>Burglary</b>	<b>0</b>	<b>0.0</b>	<b>0</b>	<b>0.0</b>
<b>Larceny/Theft Offenses (Total)</b>	<b>1</b>	<b>4.8</b>	<b>0</b>	<b>0.0</b>
Theft - Pocket-picking	0	0.0	0	0.0
Theft - Purse Snatching	0	0.0	0	0.0
Theft - Shoplifting	0	0.0	0	0.0
Theft From Building	0	0.0	0	0.0
Theft From Coin Machine	1	4.8	0	0.0
Theft From Motor Vehicle	0	0.0	0	0.0
Theft of Motor Vehicle Parts	0	0.0	0	0.0
Theft - All Other Larceny	0	0.0	0	0.0
<b>Motor Vehicle Theft</b>	<b>0</b>	<b>0.0</b>	<b>0</b>	<b>0.0</b>
<b>Counterfeiting/Forgery</b>	<b>0</b>	<b>0.0</b>	<b>0</b>	<b>0.0</b>
<b>Fraud Offenses (Total)</b>	<b>0</b>	<b>0.0</b>	<b>0</b>	<b>0.0</b>
Fraud - False Pretenses	0	0.0	0	0.0
Fraud - Credit Card/ATM	0	0.0	0	0.0
Fraud - Impersonation	0	0.0	0	0.0
Fraud - Welfare	0	0.0	0	0.0
Fraud - Wire	0	0.0	0	0.0
<b>Embezzlement</b>	<b>0</b>	<b>0.0</b>	<b>0</b>	<b>0.0</b>
<b>Stolen Property Offenses</b>	<b>0</b>	<b>0.0</b>	<b>0</b>	<b>0.0</b>
<b>Destruction/Damage/Vandalism</b>	<b>1</b>	<b>4.8</b>	<b>0</b>	<b>0.0</b>
<b>Drug/Narcotic Violations (Total)</b>	<b>0</b>	<b>0.0</b>	<b>0</b>	<b>0.0</b>
Drug/Narcotic Violations	0	0.0	0	0.0
Drug/Narcotic Equipment Violations	0	0.0	0	0.0

GROUP A OFFENSES	Offense	Rate per 1,000	Cleared	% Cleared
<b>Sex Offenses (Nonforcible) (Total)</b>	<b>0</b>	<b>0.0</b>	<b>0</b>	<b>0.0</b>
Incest	0	0.0	0	0.0
Statutory Rape	0	0.0	0	0.0
<b>Pornography/Obscene Material</b>	<b>0</b>	<b>0.0</b>	<b>0</b>	<b>0.0</b>
<b>Gambling Offenses (Total)</b>	<b>0</b>	<b>0.0</b>	<b>0</b>	<b>0.0</b>
Gambling - Betting/Wagering	0	0.0	0	0.0
Gambling - Operating/Promoting	0	0.0	0	0.0
Gambling - Equipment Violations	0	0.0	0	0.0
Gambling - Sports Tampering	0	0.0	0	0.0
<b>Prostitution Offenses (Total)</b>	<b>0</b>	<b>0.0</b>	<b>0</b>	<b>0.0</b>
Prostitution	0	0.0	0	0.0
Prostitution Assisting/Promoting	0	0.0	0	0.0
<b>Bribery</b>	<b>0</b>	<b>0.0</b>	<b>0</b>	<b>0.0</b>
<b>Weapon Law Violations</b>	<b>0</b>	<b>0.0</b>	<b>0</b>	<b>0.0</b>

GROUP B OFFENSES	Offenses	Rate per 1,000
Bad Checks	0	0.0
Curfew/Vagrancy	0	0.0
Disorderly Conduct	0	0.0
DUI	0	0.0
Drunkenness	0	0.0
Family-Non Violent	0	0.0
Liquor Law Violations	0	0.0
Peeping Tom	0	0.0
Runaway	0	0.0
Trespass	0	0.0
All Other Offenses	0	0.0

2009 Fall Term Campus Population	
Undergraduate Enrollment	187
Graduate Enrollment	0
Staff Personnel	9
Faculty Personnel	12
Security Personnel	0
<b>Total Campus Population</b>	<b>208</b>



## Tennessee Technology Center at Shelbyville - 2009

GROUP A OFFENSES	Offense	Rate per 1,000	Cleared	% Cleared
<b>Homicide Offenses (Total)</b>	<b>0</b>	<b>0.0</b>	<b>0</b>	<b>0.0</b>
Murder	0	0.0	0	0.0
Negligent Manslaughter	0	0.0	0	0.0
<b>Kidnaping/Abduction</b>	<b>0</b>	<b>0.0</b>	<b>0</b>	<b>0.0</b>
<b>Sex Offenses (Forcible) (Total)</b>	<b>0</b>	<b>0.0</b>	<b>0</b>	<b>0.0</b>
Forcible Rape	0	0.0	0	0.0
Forcible Sodomy	0	0.0	0	0.0
Sexual Assault W/Object	0	0.0	0	0.0
Forcible Fondling	0	0.0	0	0.0
<b>Robbery</b>	<b>0</b>	<b>0.0</b>	<b>0</b>	<b>0.0</b>
<b>Assault Offenses (Total)</b>	<b>1</b>	<b>1.4</b>	<b>0</b>	<b>0.0</b>
Aggravated Assault	0	0.0	0	0.0
Simple Assault	0	0.0	0	0.0
Intimidation	1	1.4	0	0.0
Stalking	0	0.0	0	0.0
<b>Arson</b>	<b>0</b>	<b>0.0</b>	<b>0</b>	<b>0.0</b>
<b>Extortion/Blackmail</b>	<b>0</b>	<b>0.0</b>	<b>0</b>	<b>0.0</b>
<b>Burglary</b>	<b>0</b>	<b>0.0</b>	<b>0</b>	<b>0.0</b>
<b>Larceny/Theft Offenses (Total)</b>	<b>0</b>	<b>0.0</b>	<b>0</b>	<b>0.0</b>
Theft - Pocket-picking	0	0.0	0	0.0
Theft - Purse Snatching	0	0.0	0	0.0
Theft - Shoplifting	0	0.0	0	0.0
Theft From Building	0	0.0	0	0.0
Theft From Coin Machine	0	0.0	0	0.0
Theft From Motor Vehicle	0	0.0	0	0.0
Theft of Motor Vehicle Parts	0	0.0	0	0.0
Theft - All Other Larceny	0	0.0	0	0.0
<b>Motor Vehicle Theft</b>	<b>0</b>	<b>0.0</b>	<b>0</b>	<b>0.0</b>
<b>Counterfeiting/Forgery</b>	<b>0</b>	<b>0.0</b>	<b>0</b>	<b>0.0</b>
<b>Fraud Offenses (Total)</b>	<b>0</b>	<b>0.0</b>	<b>0</b>	<b>0.0</b>
Fraud - False Pretenses	0	0.0	0	0.0
Fraud - Credit Card/ATM	0	0.0	0	0.0
Fraud - Impersonation	0	0.0	0	0.0
Fraud - Welfare	0	0.0	0	0.0
Fraud - Wire	0	0.0	0	0.0
<b>Embezzlement</b>	<b>0</b>	<b>0.0</b>	<b>0</b>	<b>0.0</b>
<b>Stolen Property Offenses</b>	<b>0</b>	<b>0.0</b>	<b>0</b>	<b>0.0</b>
<b>Destruction/Damage/Vandalism</b>	<b>0</b>	<b>0.0</b>	<b>0</b>	<b>0.0</b>
<b>Drug/Narcotic Violations (Total)</b>	<b>0</b>	<b>0.0</b>	<b>0</b>	<b>0.0</b>
Drug/Narcotic Violations	0	0.0	0	0.0
Drug/Narcotic Equipment Violations	0	0.0	0	0.0

GROUP A OFFENSES	Offense	Rate per 1,000	Cleared	% Cleared
<b>Sex Offenses (Nonforcible) (Total)</b>	<b>0</b>	<b>0.0</b>	<b>0</b>	<b>0.0</b>
Incest	0	0.0	0	0.0
Statutory Rape	0	0.0	0	0.0
<b>Pornography/Obscene Material</b>	<b>0</b>	<b>0.0</b>	<b>0</b>	<b>0.0</b>
<b>Gambling Offenses (Total)</b>	<b>0</b>	<b>0.0</b>	<b>0</b>	<b>0.0</b>
Gambling - Betting/Wagering	0	0.0	0	0.0
Gambling - Operating/Promoting	0	0.0	0	0.0
Gambling - Equipment Violations	0	0.0	0	0.0
Gambling - Sports Tampering	0	0.0	0	0.0
<b>Prostitution Offenses (Total)</b>	<b>0</b>	<b>0.0</b>	<b>0</b>	<b>0.0</b>
Prostitution	0	0.0	0	0.0
Prostitution Assisting/Promoting	0	0.0	0	0.0
<b>Bribery</b>	<b>0</b>	<b>0.0</b>	<b>0</b>	<b>0.0</b>
<b>Weapon Law Violations</b>	<b>0</b>	<b>0.0</b>	<b>0</b>	<b>0.0</b>

GROUP B OFFENSES	Offenses	Rate per 1,000
Bad Checks	0	0.0
Curfew/Vagrancy	0	0.0
Disorderly Conduct	0	0.0
DUI	0	0.0
Drunkenness	0	0.0
Family-Non Violent	0	0.0
Liquor Law Violations	0	0.0
Peeping Tom	0	0.0
Runaway	0	0.0
Trespass	0	0.0
All Other Offenses	0	0.0

2009 Fall Term Campus Population	
Undergraduate Enrollment	698
Graduate Enrollment	0
Staff Personnel	9
Faculty Personnel	31
Security Personnel	0
<b>Total Campus Population</b>	<b>738</b>



## Tennessee Technology Center at Whiteville - 2009

GROUP A OFFENSES	Offense	Rate per 1,000	Cleared	% Cleared
<b>Homicide Offenses (Total)</b>	<b>0</b>	<b>0.0</b>	<b>0</b>	<b>0.0</b>
Murder	0	0.0	0	0.0
Negligent Manslaughter	0	0.0	0	0.0
<b>Kidnaping/Abduction</b>	<b>0</b>	<b>0.0</b>	<b>0</b>	<b>0.0</b>
<b>Sex Offenses (Forcible) (Total)</b>	<b>0</b>	<b>0.0</b>	<b>0</b>	<b>0.0</b>
Forcible Rape	0	0.0	0	0.0
Forcible Sodomy	0	0.0	0	0.0
Sexual Assault W/Object	0	0.0	0	0.0
Forcible Fondling	0	0.0	0	0.0
<b>Robbery</b>	<b>0</b>	<b>0.0</b>	<b>0</b>	<b>0.0</b>
<b>Assault Offenses (Total)</b>	<b>0</b>	<b>0.0</b>	<b>0</b>	<b>0.0</b>
Aggravated Assault	0	0.0	0	0.0
Simple Assault	0	0.0	0	0.0
Intimidation	0	0.0	0	0.0
Stalking	0	0.0	0	0.0
<b>Arson</b>	<b>0</b>	<b>0.0</b>	<b>0</b>	<b>0.0</b>
<b>Extortion/Blackmail</b>	<b>0</b>	<b>0.0</b>	<b>0</b>	<b>0.0</b>
<b>Burglary</b>	<b>0</b>	<b>0.0</b>	<b>0</b>	<b>0.0</b>
<b>Larceny/Theft Offenses (Total)</b>	<b>2</b>	<b>10.2</b>	<b>0</b>	<b>0.0</b>
Theft - Pocket-picking	0	0.0	0	0.0
Theft - Purse Snatching	0	0.0	0	0.0
Theft - Shoplifting	0	0.0	0	0.0
Theft From Building	0	0.0	0	0.0
Theft From Coin Machine	0	0.0	0	0.0
Theft From Motor Vehicle	2	10.2	0	0.0
Theft of Motor Vehicle Parts	0	0.0	0	0.0
Theft - All Other Larceny	0	0.0	0	0.0
<b>Motor Vehicle Theft</b>	<b>0</b>	<b>0.0</b>	<b>0</b>	<b>0.0</b>
<b>Counterfeiting/Forgery</b>	<b>0</b>	<b>0.0</b>	<b>0</b>	<b>0.0</b>
<b>Fraud Offenses (Total)</b>	<b>0</b>	<b>0.0</b>	<b>0</b>	<b>0.0</b>
Fraud - False Pretenses	0	0.0	0	0.0
Fraud - Credit Card/ATM	0	0.0	0	0.0
Fraud - Impersonation	0	0.0	0	0.0
Fraud - Welfare	0	0.0	0	0.0
Fraud - Wire	0	0.0	0	0.0
<b>Embezzlement</b>	<b>0</b>	<b>0.0</b>	<b>0</b>	<b>0.0</b>
<b>Stolen Property Offenses</b>	<b>0</b>	<b>0.0</b>	<b>0</b>	<b>0.0</b>
<b>Destruction/Damage/Vandalism</b>	<b>0</b>	<b>0.0</b>	<b>0</b>	<b>0.0</b>
<b>Drug/Narcotic Violations (Total)</b>	<b>0</b>	<b>0.0</b>	<b>0</b>	<b>0.0</b>
Drug/Narcotic Violations	0	0.0	0	0.0
Drug/Narcotic Equipment Violations	0	0.0	0	0.0

GROUP A OFFENSES	Offense	Rate per 1,000	Cleared	% Cleared
<b>Sex Offenses (Nonforcible) (Total)</b>	<b>0</b>	<b>0.0</b>	<b>0</b>	<b>0.0</b>
Incest	0	0.0	0	0.0
Statutory Rape	0	0.0	0	0.0
<b>Pornography/Obscene Material</b>	<b>0</b>	<b>0.0</b>	<b>0</b>	<b>0.0</b>
<b>Gambling Offenses (Total)</b>	<b>0</b>	<b>0.0</b>	<b>0</b>	<b>0.0</b>
Gambling - Betting/Wagering	0	0.0	0	0.0
Gambling - Operating/Promoting	0	0.0	0	0.0
Gambling - Equipment Violations	0	0.0	0	0.0
Gambling - Sports Tampering	0	0.0	0	0.0
<b>Prostitution Offenses (Total)</b>	<b>0</b>	<b>0.0</b>	<b>0</b>	<b>0.0</b>
Prostitution	0	0.0	0	0.0
Prostitution Assisting/Promoting	0	0.0	0	0.0
<b>Bribery</b>	<b>0</b>	<b>0.0</b>	<b>0</b>	<b>0.0</b>
<b>Weapon Law Violations</b>	<b>0</b>	<b>0.0</b>	<b>0</b>	<b>0.0</b>

GROUP B OFFENSES	Offenses	Rate per 1,000
Bad Checks	0	0.0
Curfew/Vagrancy	0	0.0
Disorderly Conduct	0	0.0
DUI	0	0.0
Drunkenness	0	0.0
Family-Non Violent	0	0.0
Liquor Law Violations	0	0.0
Peeping Tom	0	0.0
Runaway	0	0.0
Trespass	0	0.0
All Other Offenses	0	0.0

2009 Fall Term Campus Population	
Undergraduate Enrollment	178
Graduate Enrollment	0
Staff Personnel	8
Faculty Personnel	10
Security Personnel	0
<b>Total Campus Population</b>	<b>196</b>



## Tennessee Temple University - 2009

GROUP A OFFENSES	Offense	Rate per 1,000	Cleared	% Cleared
<b>Homicide Offenses (Total)</b>	<b>0</b>	<b>0.0</b>	<b>0</b>	<b>0.0</b>
Murder	0	0.0	0	0.0
Negligent Manslaughter	0	0.0	0	0.0
<b>Kidnaping/Abduction</b>	<b>0</b>	<b>0.0</b>	<b>0</b>	<b>0.0</b>
<b>Sex Offenses (Forcible) (Total)</b>	<b>0</b>	<b>0.0</b>	<b>0</b>	<b>0.0</b>
Forcible Rape	0	0.0	0	0.0
Forcible Sodomy	0	0.0	0	0.0
Sexual Assault W/Object	0	0.0	0	0.0
Forcible Fondling	0	0.0	0	0.0
<b>Robbery</b>	<b>1</b>	<b>1.9</b>	<b>0</b>	<b>0.0</b>
<b>Assault Offenses (Total)</b>	<b>1</b>	<b>1.9</b>	<b>0</b>	<b>0.0</b>
Aggravated Assault	1	1.9	0	0.0
Simple Assault	0	0.0	0	0.0
Intimidation	0	0.0	0	0.0
Stalking	0	0.0	0	0.0
<b>Arson</b>	<b>0</b>	<b>0.0</b>	<b>0</b>	<b>0.0</b>
<b>Extortion/Blackmail</b>	<b>0</b>	<b>0.0</b>	<b>0</b>	<b>0.0</b>
<b>Burglary</b>	<b>3</b>	<b>5.7</b>	<b>0</b>	<b>0.0</b>
<b>Larceny/Theft Offenses (Total)</b>	<b>17</b>	<b>32.1</b>	<b>0</b>	<b>0.0</b>
Theft - Pocket-picking	0	0.0	0	0.0
Theft - Purse Snatching	0	0.0	0	0.0
Theft - Shoplifting	0	0.0	0	0.0
Theft From Building	8	15.1	0	0.0
Theft From Coin Machine	0	0.0	0	0.0
Theft From Motor Vehicle	7	13.2	0	0.0
Theft of Motor Vehicle Parts	2	3.8	0	0.0
Theft - All Other Larceny	0	0.0	0	0.0
<b>Motor Vehicle Theft</b>	<b>0</b>	<b>0.0</b>	<b>0</b>	<b>0.0</b>
<b>Counterfeiting/Forgery</b>	<b>1</b>	<b>1.9</b>	<b>0</b>	<b>0.0</b>
<b>Fraud Offenses (Total)</b>	<b>1</b>	<b>1.9</b>	<b>0</b>	<b>0.0</b>
Fraud - False Pretenses	1	1.9	0	0.0
Fraud - Credit Card/ATM	0	0.0	0	0.0
Fraud - Impersonation	0	0.0	0	0.0
Fraud - Welfare	0	0.0	0	0.0
Fraud - Wire	0	0.0	0	0.0
<b>Embezzlement</b>	<b>0</b>	<b>0.0</b>	<b>0</b>	<b>0.0</b>
<b>Stolen Property Offenses</b>	<b>0</b>	<b>0.0</b>	<b>0</b>	<b>0.0</b>
<b>Destruction/Damage/Vandalism</b>	<b>3</b>	<b>5.7</b>	<b>0</b>	<b>0.0</b>
<b>Drug/Narcotic Violations (Total)</b>	<b>1</b>	<b>1.9</b>	<b>0</b>	<b>0.0</b>
Drug/Narcotic Violations	1	1.9	0	0.0
Drug/Narcotic Equipment Violations	0	0.0	0	0.0

GROUP A OFFENSES	Offense	Rate per 1,000	Cleared	% Cleared
<b>Sex Offenses (Nonforcible) (Total)</b>	<b>0</b>	<b>0.0</b>	<b>0</b>	<b>0.0</b>
Incest	0	0.0	0	0.0
Statutory Rape	0	0.0	0	0.0
<b>Pornography/Obscene Material</b>	<b>0</b>	<b>0.0</b>	<b>0</b>	<b>0.0</b>
<b>Gambling Offenses (Total)</b>	<b>0</b>	<b>0.0</b>	<b>0</b>	<b>0.0</b>
Gambling - Betting/Wagering	0	0.0	0	0.0
Gambling - Operating/Promoting	0	0.0	0	0.0
Gambling - Equipment Violations	0	0.0	0	0.0
Gambling - Sports Tampering	0	0.0	0	0.0
<b>Prostitution Offenses (Total)</b>	<b>0</b>	<b>0.0</b>	<b>0</b>	<b>0.0</b>
Prostitution	0	0.0	0	0.0
Prostitution Assisting/Promoting	0	0.0	0	0.0
<b>Bribery</b>	<b>0</b>	<b>0.0</b>	<b>0</b>	<b>0.0</b>
<b>Weapon Law Violations</b>	<b>0</b>	<b>0.0</b>	<b>0</b>	<b>0.0</b>

GROUP B OFFENSES	Offenses	Rate per 1,000
Bad Checks	0	0.0
Curfew/Vagrancy	0	0.0
Disorderly Conduct	0	0.0
DUI	0	0.0
Drunkenness	0	0.0
Family-Non Violent	0	0.0
Liquor Law Violations	0	0.0
Peeping Tom	0	0.0
Runaway	0	0.0
Trespass	0	0.0
All Other Offenses	0	0.0

2009 Fall Term Campus Population	
Undergraduate Enrollment	369
Graduate Enrollment	18
Staff Personnel	63
Faculty Personnel	72
Security Personnel	7
<b>Total Campus Population</b>	<b>529</b>



## Tennessee Wesleyan College - 2009

GROUP A OFFENSES	Offense	Rate per 1,000	Cleared	% Cleared
<b>Homicide Offenses (Total)</b>	<b>0</b>	<b>0.0</b>	<b>0</b>	<b>0.0</b>
Murder	0	0.0	0	0.0
Negligent Manslaughter	0	0.0	0	0.0
<b>Kidnaping/Abduction</b>	<b>0</b>	<b>0.0</b>	<b>0</b>	<b>0.0</b>
<b>Sex Offenses (Forcible) (Total)</b>	<b>0</b>	<b>0.0</b>	<b>0</b>	<b>0.0</b>
Forcible Rape	0	0.0	0	0.0
Forcible Sodomy	0	0.0	0	0.0
Sexual Assault W/Object	0	0.0	0	0.0
Forcible Fondling	0	0.0	0	0.0
<b>Robbery</b>	<b>0</b>	<b>0.0</b>	<b>0</b>	<b>0.0</b>
<b>Assault Offenses (Total)</b>	<b>1</b>	<b>0.8</b>	<b>0</b>	<b>0.0</b>
Aggravated Assault	0	0.0	0	0.0
Simple Assault	0	0.0	0	0.0
Intimidation	1	0.8	0	0.0
Stalking	0	0.0	0	0.0
<b>Arson</b>	<b>0</b>	<b>0.0</b>	<b>0</b>	<b>0.0</b>
<b>Extortion/Blackmail</b>	<b>0</b>	<b>0.0</b>	<b>0</b>	<b>0.0</b>
<b>Burglary</b>	<b>2</b>	<b>1.7</b>	<b>0</b>	<b>0.0</b>
<b>Larceny/Theft Offenses (Total)</b>	<b>11</b>	<b>9.3</b>	<b>0</b>	<b>0.0</b>
Theft - Pocket-picking	0	0.0	0	0.0
Theft - Purse Snatching	0	0.0	0	0.0
Theft - Shoplifting	0	0.0	0	0.0
Theft From Building	11	9.3	0	0.0
Theft From Coin Machine	0	0.0	0	0.0
Theft From Motor Vehicle	0	0.0	0	0.0
Theft of Motor Vehicle Parts	0	0.0	0	0.0
Theft - All Other Larceny	0	0.0	0	0.0
<b>Motor Vehicle Theft</b>	<b>0</b>	<b>0.0</b>	<b>0</b>	<b>0.0</b>
<b>Counterfeiting/Forgery</b>	<b>0</b>	<b>0.0</b>	<b>0</b>	<b>0.0</b>
<b>Fraud Offenses (Total)</b>	<b>0</b>	<b>0.0</b>	<b>0</b>	<b>0.0</b>
Fraud - False Pretenses	0	0.0	0	0.0
Fraud - Credit Card/ATM	0	0.0	0	0.0
Fraud - Impersonation	0	0.0	0	0.0
Fraud - Welfare	0	0.0	0	0.0
Fraud - Wire	0	0.0	0	0.0
<b>Embezzlement</b>	<b>0</b>	<b>0.0</b>	<b>0</b>	<b>0.0</b>
<b>Stolen Property Offenses</b>	<b>0</b>	<b>0.0</b>	<b>0</b>	<b>0.0</b>
<b>Destruction/Damage/Vandalism</b>	<b>2</b>	<b>1.7</b>	<b>0</b>	<b>0.0</b>
<b>Drug/Narcotic Violations (Total)</b>	<b>2</b>	<b>1.7</b>	<b>2</b>	<b>100.0</b>
Drug/Narcotic Violations	2	1.7	2	100.0
Drug/Narcotic Equipment Violations	0	0.0	0	0.0

GROUP A OFFENSES	Offense	Rate per 1,000	Cleared	% Cleared
<b>Sex Offenses (Nonforcible) (Total)</b>	<b>0</b>	<b>0.0</b>	<b>0</b>	<b>0.0</b>
Incest	0	0.0	0	0.0
Statutory Rape	0	0.0	0	0.0
<b>Pornography/Obscene Material</b>	<b>0</b>	<b>0.0</b>	<b>0</b>	<b>0.0</b>
<b>Gambling Offenses (Total)</b>	<b>0</b>	<b>0.0</b>	<b>0</b>	<b>0.0</b>
Gambling - Betting/Wagering	0	0.0	0	0.0
Gambling - Operating/Promoting	0	0.0	0	0.0
Gambling - Equipment Violations	0	0.0	0	0.0
Gambling - Sports Tampering	0	0.0	0	0.0
<b>Prostitution Offenses (Total)</b>	<b>0</b>	<b>0.0</b>	<b>0</b>	<b>0.0</b>
Prostitution	0	0.0	0	0.0
Prostitution Assisting/Promoting	0	0.0	0	0.0
<b>Bribery</b>	<b>0</b>	<b>0.0</b>	<b>0</b>	<b>0.0</b>
<b>Weapon Law Violations</b>	<b>0</b>	<b>0.0</b>	<b>0</b>	<b>0.0</b>

GROUP B OFFENSES	Offenses	Rate per 1,000
Bad Checks	0	0.0
Curfew/Vagrancy	0	0.0
Disorderly Conduct	0	0.0
DUI	0	0.0
Drunkenness	0	0.0
Family-Non Violent	0	0.0
Liquor Law Violations	36	30.5
Peeping Tom	0	0.0
Runaway	0	0.0
Trespass	0	0.0
All Other Offenses	0	0.0

2009 Fall Term Campus Population	
Undergraduate Enrollment	1,025
Graduate Enrollment	0
Staff Personnel	74
Faculty Personnel	76
Security Personnel	7
<b>Total Campus Population</b>	<b>1,182</b>



## Trevecca Nazarene University - 2009

GROUP A OFFENSES	Offense	Rate per 1,000	Cleared	% Cleared
<b>Homicide Offenses (Total)</b>	<b>0</b>	<b>0.0</b>	<b>0</b>	<b>0.0</b>
Murder	0	0.0	0	0.0
Negligent Manslaughter	0	0.0	0	0.0
<b>Kidnaping/Abduction</b>	<b>0</b>	<b>0.0</b>	<b>0</b>	<b>0.0</b>
<b>Sex Offenses (Forcible) (Total)</b>	<b>0</b>	<b>0.0</b>	<b>0</b>	<b>0.0</b>
Forcible Rape	0	0.0	0	0.0
Forcible Sodomy	0	0.0	0	0.0
Sexual Assault W/Object	0	0.0	0	0.0
Forcible Fondling	0	0.0	0	0.0
<b>Robbery</b>	<b>0</b>	<b>0.0</b>	<b>0</b>	<b>0.0</b>
<b>Assault Offenses (Total)</b>	<b>0</b>	<b>0.0</b>	<b>0</b>	<b>0.0</b>
Aggravated Assault	0	0.0	0	0.0
Simple Assault	0	0.0	0	0.0
Intimidation	0	0.0	0	0.0
Stalking	0	0.0	0	0.0
<b>Arson</b>	<b>0</b>	<b>0.0</b>	<b>0</b>	<b>0.0</b>
<b>Extortion/Blackmail</b>	<b>0</b>	<b>0.0</b>	<b>0</b>	<b>0.0</b>
<b>Burglary</b>	<b>2</b>	<b>0.8</b>	<b>0</b>	<b>0.0</b>
<b>Larceny/Theft Offenses (Total)</b>	<b>4</b>	<b>1.5</b>	<b>2</b>	<b>50.0</b>
Theft - Pocket-picking	0	0.0	0	0.0
Theft - Purse Snatching	0	0.0	0	0.0
Theft - Shoplifting	0	0.0	0	0.0
Theft From Building	2	0.8	0	0.0
Theft From Coin Machine	0	0.0	0	0.0
Theft From Motor Vehicle	2	0.8	2	100.0
Theft of Motor Vehicle Parts	0	0.0	0	0.0
Theft - All Other Larceny	0	0.0	0	0.0
<b>Motor Vehicle Theft</b>	<b>0</b>	<b>0.0</b>	<b>0</b>	<b>0.0</b>
<b>Counterfeiting/Forgery</b>	<b>0</b>	<b>0.0</b>	<b>0</b>	<b>0.0</b>
<b>Fraud Offenses (Total)</b>	<b>2</b>	<b>0.8</b>	<b>0</b>	<b>0.0</b>
Fraud - False Pretenses	1	0.4	0	0.0
Fraud - Credit Card/ATM	0	0.0	0	0.0
Fraud - Impersonation	1	0.4	0	0.0
Fraud - Welfare	0	0.0	0	0.0
Fraud - Wire	0	0.0	0	0.0
<b>Embezzlement</b>	<b>0</b>	<b>0.0</b>	<b>0</b>	<b>0.0</b>
<b>Stolen Property Offenses</b>	<b>0</b>	<b>0.0</b>	<b>0</b>	<b>0.0</b>
<b>Destruction/Damage/Vandalism</b>	<b>1</b>	<b>0.4</b>	<b>0</b>	<b>0.0</b>
<b>Drug/Narcotic Violations (Total)</b>	<b>1</b>	<b>0.4</b>	<b>0</b>	<b>0.0</b>
Drug/Narcotic Violations	1	0.4	0	0.0
Drug/Narcotic Equipment Violations	0	0.0	0	0.0

GROUP A OFFENSES	Offense	Rate per 1,000	Cleared	% Cleared
<b>Sex Offenses (Nonforcible) (Total)</b>	<b>0</b>	<b>0.0</b>	<b>0</b>	<b>0.0</b>
Incest	0	0.0	0	0.0
Statutory Rape	0	0.0	0	0.0
<b>Pornography/Obscene Material</b>	<b>0</b>	<b>0.0</b>	<b>0</b>	<b>0.0</b>
<b>Gambling Offenses (Total)</b>	<b>0</b>	<b>0.0</b>	<b>0</b>	<b>0.0</b>
Gambling - Betting/Wagering	0	0.0	0	0.0
Gambling - Operating/Promoting	0	0.0	0	0.0
Gambling - Equipment Violations	0	0.0	0	0.0
Gambling - Sports Tampering	0	0.0	0	0.0
<b>Prostitution Offenses (Total)</b>	<b>0</b>	<b>0.0</b>	<b>0</b>	<b>0.0</b>
Prostitution	0	0.0	0	0.0
Prostitution Assisting/Promoting	0	0.0	0	0.0
<b>Bribery</b>	<b>0</b>	<b>0.0</b>	<b>0</b>	<b>0.0</b>
<b>Weapon Law Violations</b>	<b>0</b>	<b>0.0</b>	<b>0</b>	<b>0.0</b>

GROUP B OFFENSES	Offenses	Rate per 1,000
Bad Checks	0	0.0
Curfew/Vagrancy	0	0.0
Disorderly Conduct	0	0.0
DUI	0	0.0
Drunkenness	0	0.0
Family-Non Violent	0	0.0
Liquor Law Violations	0	0.0
Peeping Tom	0	0.0
Runaway	0	0.0
Trespass	0	0.0
All Other Offenses	0	0.0

2009 Fall Term Campus Population	
Undergraduate Enrollment	1,207
Graduate Enrollment	1,104
Staff Personnel	125
Faculty Personnel	212
Security Personnel	5
<b>Total Campus Population</b>	<b>2,653</b>



## Tusculum College - 2009

GROUP A OFFENSES	Offense	Rate per 1,000	Cleared	% Cleared
<b>Homicide Offenses (Total)</b>	<b>0</b>	<b>0.0</b>	<b>0</b>	<b>0.0</b>
Murder	0	0.0	0	0.0
Negligent Manslaughter	0	0.0	0	0.0
<b>Kidnaping/Abduction</b>	<b>0</b>	<b>0.0</b>	<b>0</b>	<b>0.0</b>
<b>Sex Offenses (Forcible) (Total)</b>	<b>0</b>	<b>0.0</b>	<b>0</b>	<b>0.0</b>
Forcible Rape	0	0.0	0	0.0
Forcible Sodomy	0	0.0	0	0.0
Sexual Assault W/Object	0	0.0	0	0.0
Forcible Fondling	0	0.0	0	0.0
<b>Robbery</b>	<b>0</b>	<b>0.0</b>	<b>0</b>	<b>0.0</b>
<b>Assault Offenses (Total)</b>	<b>8</b>	<b>3.2</b>	<b>0</b>	<b>0.0</b>
Aggravated Assault	0	0.0	0	0.0
Simple Assault	1	0.4	0	0.0
Intimidation	7	2.8	0	0.0
Stalking	0	0.0	0	0.0
<b>Arson</b>	<b>1</b>	<b>0.4</b>	<b>0</b>	<b>0.0</b>
<b>Extortion/Blackmail</b>	<b>0</b>	<b>0.0</b>	<b>0</b>	<b>0.0</b>
<b>Burglary</b>	<b>37</b>	<b>14.9</b>	<b>0</b>	<b>0.0</b>
<b>Larceny/Theft Offenses (Total)</b>	<b>11</b>	<b>4.4</b>	<b>0</b>	<b>0.0</b>
Theft - Pocket-picking	0	0.0	0	0.0
Theft - Purse Snatching	0	0.0	0	0.0
Theft - Shoplifting	0	0.0	0	0.0
Theft From Building	5	2.0	0	0.0
Theft From Coin Machine	0	0.0	0	0.0
Theft From Motor Vehicle	3	1.2	0	0.0
Theft of Motor Vehicle Parts	1	0.4	0	0.0
Theft - All Other Larceny	2	0.8	0	0.0
<b>Motor Vehicle Theft</b>	<b>0</b>	<b>0.0</b>	<b>0</b>	<b>0.0</b>
<b>Counterfeiting/Forgery</b>	<b>0</b>	<b>0.0</b>	<b>0</b>	<b>0.0</b>
<b>Fraud Offenses (Total)</b>	<b>0</b>	<b>0.0</b>	<b>0</b>	<b>0.0</b>
Fraud - False Pretenses	0	0.0	0	0.0
Fraud - Credit Card/ATM	0	0.0	0	0.0
Fraud - Impersonation	0	0.0	0	0.0
Fraud - Welfare	0	0.0	0	0.0
Fraud - Wire	0	0.0	0	0.0
<b>Embezzlement</b>	<b>0</b>	<b>0.0</b>	<b>0</b>	<b>0.0</b>
<b>Stolen Property Offenses</b>	<b>0</b>	<b>0.0</b>	<b>0</b>	<b>0.0</b>
<b>Destruction/Damage/Vandalism</b>	<b>30</b>	<b>12.1</b>	<b>0</b>	<b>0.0</b>
<b>Drug/Narcotic Violations (Total)</b>	<b>12</b>	<b>4.8</b>	<b>0</b>	<b>0.0</b>
Drug/Narcotic Violations	9	3.6	0	0.0
Drug/Narcotic Equipment Violations	3	1.2	0	0.0

GROUP A OFFENSES	Offense	Rate per 1,000	Cleared	% Cleared
<b>Sex Offenses (Nonforcible) (Total)</b>	<b>0</b>	<b>0.0</b>	<b>0</b>	<b>0.0</b>
Incest	0	0.0	0	0.0
Statutory Rape	0	0.0	0	0.0
<b>Pornography/Obscene Material</b>	<b>0</b>	<b>0.0</b>	<b>0</b>	<b>0.0</b>
<b>Gambling Offenses (Total)</b>	<b>0</b>	<b>0.0</b>	<b>0</b>	<b>0.0</b>
Gambling - Betting/Wagering	0	0.0	0	0.0
Gambling - Operating/Promoting	0	0.0	0	0.0
Gambling - Equipment Violations	0	0.0	0	0.0
Gambling - Sports Tampering	0	0.0	0	0.0
<b>Prostitution Offenses (Total)</b>	<b>0</b>	<b>0.0</b>	<b>0</b>	<b>0.0</b>
Prostitution	0	0.0	0	0.0
Prostitution Assisting/Promoting	0	0.0	0	0.0
<b>Bribery</b>	<b>0</b>	<b>0.0</b>	<b>0</b>	<b>0.0</b>
<b>Weapon Law Violations</b>	<b>0</b>	<b>0.0</b>	<b>0</b>	<b>0.0</b>

GROUP B OFFENSES	Offenses	Rate per 1,000
Bad Checks	0	0.0
Curfew/Vagrancy	0	0.0
Disorderly Conduct	0	0.0
DUI	0	0.0
Drunkenness	0	0.0
Family-Non Violent	0	0.0
Liquor Law Violations	0	0.0
Peeping Tom	0	0.0
Runaway	0	0.0
Trespass	0	0.0
All Other Offenses	0	0.0

2009 Fall Term Campus Population	
Undergraduate Enrollment	1,981
Graduate Enrollment	183
Staff Personnel	241
Faculty Personnel	76
Security Personnel	6
<b>Total Campus Population</b>	<b>2,487</b>



## Union University - 2009

GROUP A OFFENSES	Offense	Rate per 1,000	Cleared	% Cleared
<b>Homicide Offenses (Total)</b>	<b>0</b>	<b>0.0</b>	<b>0</b>	<b>0.0</b>
Murder	0	0.0	0	0.0
Negligent Manslaughter	0	0.0	0	0.0
<b>Kidnaping/Abduction</b>	<b>0</b>	<b>0.0</b>	<b>0</b>	<b>0.0</b>
<b>Sex Offenses (Forcible) (Total)</b>	<b>0</b>	<b>0.0</b>	<b>0</b>	<b>0.0</b>
Forcible Rape	0	0.0	0	0.0
Forcible Sodomy	0	0.0	0	0.0
Sexual Assault W/Object	0	0.0	0	0.0
Forcible Fondling	0	0.0	0	0.0
<b>Robbery</b>	<b>0</b>	<b>0.0</b>	<b>0</b>	<b>0.0</b>
<b>Assault Offenses (Total)</b>	<b>0</b>	<b>0.0</b>	<b>0</b>	<b>0.0</b>
Aggravated Assault	0	0.0	0	0.0
Simple Assault	0	0.0	0	0.0
Intimidation	0	0.0	0	0.0
Stalking	0	0.0	0	0.0
<b>Arson</b>	<b>0</b>	<b>0.0</b>	<b>0</b>	<b>0.0</b>
<b>Extortion/Blackmail</b>	<b>0</b>	<b>0.0</b>	<b>0</b>	<b>0.0</b>
<b>Burglary</b>	<b>2</b>	<b>0.5</b>	<b>0</b>	<b>0.0</b>
<b>Larceny/Theft Offenses (Total)</b>	<b>27</b>	<b>7.1</b>	<b>1</b>	<b>3.7</b>
Theft - Pocket-picking	0	0.0	0	0.0
Theft - Purse Snatching	0	0.0	0	0.0
Theft - Shoplifting	0	0.0	0	0.0
Theft From Building	14	3.6	1	7.1
Theft From Coin Machine	0	0.0	0	0.0
Theft From Motor Vehicle	1	0.3	0	0.0
Theft of Motor Vehicle Parts	9	2.3	0	0.0
Theft - All Other Larceny	3	0.8	0	0.0
<b>Motor Vehicle Theft</b>	<b>0</b>	<b>0.0</b>	<b>0</b>	<b>0.0</b>
<b>Counterfeiting/Forgery</b>	<b>0</b>	<b>0.0</b>	<b>0</b>	<b>0.0</b>
<b>Fraud Offenses (Total)</b>	<b>1</b>	<b>0.3</b>	<b>0</b>	<b>0.0</b>
Fraud - False Pretenses	0	0.0	0	0.0
Fraud - Credit Card/ATM	1	0.3	0	0.0
Fraud - Impersonation	0	0.0	0	0.0
Fraud - Welfare	0	0.0	0	0.0
Fraud - Wire	0	0.0	0	0.0
<b>Embezzlement</b>	<b>0</b>	<b>0.0</b>	<b>0</b>	<b>0.0</b>
<b>Stolen Property Offenses</b>	<b>0</b>	<b>0.0</b>	<b>0</b>	<b>0.0</b>
<b>Destruction/Damage/Vandalism</b>	<b>2</b>	<b>0.5</b>	<b>0</b>	<b>0.0</b>
<b>Drug/Narcotic Violations (Total)</b>	<b>0</b>	<b>0.0</b>	<b>0</b>	<b>0.0</b>
Drug/Narcotic Violations	0	0.0	0	0.0
Drug/Narcotic Equipment Violations	0	0.0	0	0.0

GROUP A OFFENSES	Offense	Rate per 1,000	Cleared	% Cleared
<b>Sex Offenses (Nonforcible) (Total)</b>	<b>0</b>	<b>0.0</b>	<b>0</b>	<b>0.0</b>
Incest	0	0.0	0	0.0
Statutory Rape	0	0.0	0	0.0
<b>Pornography/Obscene Material</b>	<b>0</b>	<b>0.0</b>	<b>0</b>	<b>0.0</b>
<b>Gambling Offenses (Total)</b>	<b>0</b>	<b>0.0</b>	<b>0</b>	<b>0.0</b>
Gambling - Betting/Wagering	0	0.0	0	0.0
Gambling - Operating/Promoting	0	0.0	0	0.0
Gambling - Equipment Violations	0	0.0	0	0.0
Gambling - Sports Tampering	0	0.0	0	0.0
<b>Prostitution Offenses (Total)</b>	<b>0</b>	<b>0.0</b>	<b>0</b>	<b>0.0</b>
Prostitution	0	0.0	0	0.0
Prostitution Assisting/Promoting	0	0.0	0	0.0
<b>Bribery</b>	<b>0</b>	<b>0.0</b>	<b>0</b>	<b>0.0</b>
<b>Weapon Law Violations</b>	<b>0</b>	<b>0.0</b>	<b>0</b>	<b>0.0</b>

GROUP B OFFENSES	Offenses	Rate per 1,000
Bad Checks	0	0.0
Curfew/Vagrancy	0	0.0
Disorderly Conduct	0	0.0
DUI	0	0.0
Drunkenness	0	0.0
Family-Non Violent	0	0.0
Liquor Law Violations	1	0.3
Peeping Tom	0	0.0
Runaway	0	0.0
Trespass	0	0.0
All Other Offenses	0	0.0

2009 Fall Term Campus Population	
Undergraduate Enrollment	2,349
Graduate Enrollment	1,038
Staff Personnel	212
Faculty Personnel	275
Security Personnel	9
<b>Total Campus Population</b>	<b>3,883</b>





## University of Memphis - 2009

GROUP A OFFENSES	Offense	Rate per 1,000	Cleared	% Cleared
<b>Homicide Offenses (Total)</b>	<b>0</b>	<b>0.0</b>	<b>0</b>	<b>0.0</b>
Murder	0	0.0	0	0.0
Negligent Manslaughter	0	0.0	0	0.0
<b>Kidnaping/Abduction</b>	<b>0</b>	<b>0.0</b>	<b>0</b>	<b>0.0</b>
<b>Sex Offenses (Forcible) (Total)</b>	<b>1</b>	<b>0.0</b>	<b>1</b>	<b>100.0</b>
Forcible Rape	1	0.0	1	100.0
Forcible Sodomy	0	0.0	0	0.0
Sexual Assault W/Object	0	0.0	0	0.0
Forcible Fondling	0	0.0	0	0.0
<b>Robbery</b>	<b>1</b>	<b>0.0</b>	<b>1</b>	<b>100.0</b>
<b>Assault Offenses (Total)</b>	<b>63</b>	<b>2.8</b>	<b>48</b>	<b>76.2</b>
Aggravated Assault	3	0.1	2	66.7
Simple Assault	39	1.7	33	84.6
Intimidation	20	0.9	12	60.0
Stalking	1	0.0	1	100.0
<b>Arson</b>	<b>2</b>	<b>0.1</b>	<b>1</b>	<b>50.0</b>
<b>Extortion/Blackmail</b>	<b>1</b>	<b>0.0</b>	<b>1</b>	<b>100.0</b>
<b>Burglary</b>	<b>51</b>	<b>2.3</b>	<b>5</b>	<b>9.8</b>
<b>Larceny/Theft Offenses (Total)</b>	<b>135</b>	<b>6.0</b>	<b>27</b>	<b>20.0</b>
Theft - Pocket-picking	0	0.0	0	0.0
Theft - Purse Snatching	0	0.0	0	0.0
Theft - Shoplifting	3	0.1	3	100.0
Theft From Building	73	3.3	14	19.2
Theft From Coin Machine	0	0.0	0	0.0
Theft From Motor Vehicle	16	0.7	2	12.5
Theft of Motor Vehicle Parts	17	0.8	1	5.9
Theft - All Other Larceny	26	1.2	7	26.9
<b>Motor Vehicle Theft</b>	<b>2</b>	<b>0.1</b>	<b>2</b>	<b>100.0</b>
<b>Counterfeiting/Forgery</b>	<b>2</b>	<b>0.1</b>	<b>0</b>	<b>0.0</b>
<b>Fraud Offenses (Total)</b>	<b>12</b>	<b>0.5</b>	<b>2</b>	<b>16.7</b>
Fraud - False Pretenses	2	0.1	1	50.0
Fraud - Credit Card/ATM	8	0.4	1	12.5
Fraud - Impersonation	2	0.1	0	0.0
Fraud - Welfare	0	0.0	0	0.0
Fraud - Wire	0	0.0	0	0.0
<b>Embezzlement</b>	<b>1</b>	<b>0.0</b>	<b>1</b>	<b>100.0</b>
<b>Stolen Property Offenses</b>	<b>1</b>	<b>0.0</b>	<b>1</b>	<b>100.0</b>
<b>Destruction/Damage/Vandalism</b>	<b>54</b>	<b>2.4</b>	<b>5</b>	<b>9.3</b>
<b>Drug/Narcotic Violations (Total)</b>	<b>17</b>	<b>0.8</b>	<b>16</b>	<b>94.1</b>
Drug/Narcotic Violations	14	0.6	13	92.9
Drug/Narcotic Equipment Violations	3	0.1	3	100.0

GROUP A OFFENSES	Offense	Rate per 1,000	Cleared	% Cleared
<b>Sex Offenses (Nonforcible) (Total)</b>	<b>0</b>	<b>0.0</b>	<b>0</b>	<b>0.0</b>
Incest	0	0.0	0	0.0
Statutory Rape	0	0.0	0	0.0
<b>Pornography/Obscene Material</b>	<b>0</b>	<b>0.0</b>	<b>0</b>	<b>0.0</b>
<b>Gambling Offenses (Total)</b>	<b>0</b>	<b>0.0</b>	<b>0</b>	<b>0.0</b>
Gambling - Betting/Wagering	0	0.0	0	0.0
Gambling - Operating/Promoting	0	0.0	0	0.0
Gambling - Equipment Violations	0	0.0	0	0.0
Gambling - Sports Tampering	0	0.0	0	0.0
<b>Prostitution Offenses (Total)</b>	<b>0</b>	<b>0.0</b>	<b>0</b>	<b>0.0</b>
Prostitution	0	0.0	0	0.0
Prostitution Assisting/Promoting	0	0.0	0	0.0
<b>Bribery</b>	<b>0</b>	<b>0.0</b>	<b>0</b>	<b>0.0</b>
<b>Weapon Law Violations</b>	<b>2</b>	<b>0.1</b>	<b>1</b>	<b>50.0</b>

GROUP B OFFENSES	Offenses	Rate per 1,000
Bad Checks	1	0.0
Curfew/Vagrancy	0	0.0
Disorderly Conduct	1	0.0
DUI	2	0.1
Drunkenness	4	0.2
Family-Non Violent	0	0.0
Liquor Law Violations	4	0.2
Peeping Tom	0	0.0
Runaway	0	0.0
Trespass	12	0.5
All Other Offenses	4	0.2

2009 Fall Term Campus Population	
Undergraduate Enrollment	15,291
Graduate Enrollment	3,849
Staff Personnel	1,804
Faculty Personnel	1,365
Security Personnel	43
<b>Total Campus Population</b>	<b>22,352</b>



## University of Tennessee at Chattanooga - 2009

GROUP A OFFENSES	Offense	Rate per 1,000	Cleared	% Cleared
<b>Homicide Offenses (Total)</b>	<b>0</b>	<b>0.0</b>	<b>0</b>	<b>0.0</b>
Murder	0	0.0	0	0.0
Negligent Manslaughter	0	0.0	0	0.0
<b>Kidnaping/Abduction</b>	<b>0</b>	<b>0.0</b>	<b>0</b>	<b>0.0</b>
<b>Sex Offenses (Forcible) (Total)</b>	<b>3</b>	<b>0.3</b>	<b>0</b>	<b>0.0</b>
Forcible Rape	3	0.3	0	0.0
Forcible Sodomy	0	0.0	0	0.0
Sexual Assault W/Object	0	0.0	0	0.0
Forcible Fondling	0	0.0	0	0.0
<b>Robbery</b>	<b>1</b>	<b>0.1</b>	<b>0</b>	<b>0.0</b>
<b>Assault Offenses (Total)</b>	<b>20</b>	<b>2.0</b>	<b>8</b>	<b>40.0</b>
Aggravated Assault	3	0.3	3	100.0
Simple Assault	14	1.4	5	35.7
Intimidation	3	0.3	0	0.0
Stalking	0	0.0	0	0.0
<b>Arson</b>	<b>0</b>	<b>0.0</b>	<b>0</b>	<b>0.0</b>
<b>Extortion/Blackmail</b>	<b>0</b>	<b>0.0</b>	<b>0</b>	<b>0.0</b>
<b>Burglary</b>	<b>14</b>	<b>1.4</b>	<b>4</b>	<b>28.6</b>
<b>Larceny/Theft Offenses (Total)</b>	<b>164</b>	<b>16.0</b>	<b>10</b>	<b>6.1</b>
Theft - Pocket-picking	0	0.0	0	0.0
Theft - Purse Snatching	0	0.0	0	0.0
Theft - Shoplifting	1	0.1	1	100.0
Theft From Building	60	5.9	4	6.7
Theft From Coin Machine	8	0.8	0	0.0
Theft From Motor Vehicle	57	5.6	2	3.5
Theft of Motor Vehicle Parts	3	0.3	0	0.0
Theft - All Other Larceny	35	3.4	3	8.6
<b>Motor Vehicle Theft</b>	<b>5</b>	<b>0.5</b>	<b>1</b>	<b>20.0</b>
<b>Counterfeiting/Forgery</b>	<b>5</b>	<b>0.5</b>	<b>3</b>	<b>60.0</b>
<b>Fraud Offenses (Total)</b>	<b>5</b>	<b>0.5</b>	<b>2</b>	<b>40.0</b>
Fraud - False Pretenses	0	0.0	0	0.0
Fraud - Credit Card/ATM	4	0.4	1	25.0
Fraud - Impersonation	1	0.1	1	100.0
Fraud - Welfare	0	0.0	0	0.0
Fraud - Wire	0	0.0	0	0.0
<b>Embezzlement</b>	<b>0</b>	<b>0.0</b>	<b>0</b>	<b>0.0</b>
<b>Stolen Property Offenses</b>	<b>0</b>	<b>0.0</b>	<b>0</b>	<b>0.0</b>
<b>Destruction/Damage/Vandalism</b>	<b>48</b>	<b>4.7</b>	<b>4</b>	<b>8.3</b>
<b>Drug/Narcotic Violations (Total)</b>	<b>65</b>	<b>6.4</b>	<b>62</b>	<b>95.4</b>
Drug/Narcotic Violations	41	4.0	39	95.1
Drug/Narcotic Equipment Violations	24	2.3	23	95.8

GROUP A OFFENSES	Offense	Rate per 1,000	Cleared	% Cleared
<b>Sex Offenses (Nonforcible) (Total)</b>	<b>0</b>	<b>0.0</b>	<b>0</b>	<b>0.0</b>
Incest	0	0.0	0	0.0
Statutory Rape	0	0.0	0	0.0
<b>Pornography/Obscene Material</b>	<b>0</b>	<b>0.0</b>	<b>0</b>	<b>0.0</b>
<b>Gambling Offenses (Total)</b>	<b>0</b>	<b>0.0</b>	<b>0</b>	<b>0.0</b>
Gambling - Betting/Wagering	0	0.0	0	0.0
Gambling - Operating/Promoting	0	0.0	0	0.0
Gambling - Equipment Violations	0	0.0	0	0.0
Gambling - Sports Tampering	0	0.0	0	0.0
<b>Prostitution Offenses (Total)</b>	<b>1</b>	<b>0.1</b>	<b>1</b>	<b>100.0</b>
Prostitution	1	0.1	1	100.0
Prostitution Assisting/Promoting	0	0.0	0	0.0
<b>Bribery</b>	<b>0</b>	<b>0.0</b>	<b>0</b>	<b>0.0</b>
<b>Weapon Law Violations</b>	<b>1</b>	<b>0.1</b>	<b>1</b>	<b>100.0</b>

GROUP B OFFENSES	Offenses	Rate per 1,000
Bad Checks	2	0.2
Curfew/Vagrancy	0	0.0
Disorderly Conduct	7	0.7
DUI	4	0.4
Drunkenness	17	1.7
Family-Non Violent	0	0.0
Liquor Law Violations	119	11.6
Peeping Tom	0	0.0
Runaway	0	0.0
Trespass	16	1.6
All Other Offenses	3	0.3

2009 Fall Term Campus Population	
Undergraduate Enrollment	8,229
Graduate Enrollment	876
Staff Personnel	649
Faculty Personnel	445
Security Personnel	28
<b>Total Campus Population</b>	<b>10,227</b>



## University of Tennessee at Knoxville - 2009

GROUP A OFFENSES	Offense	Rate per 1,000	Cleared	% Cleared
<b>Homicide Offenses (Total)</b>	<b>0</b>	<b>0.0</b>	<b>0</b>	<b>0.0</b>
Murder	0	0.0	0	0.0
Negligent Manslaughter	0	0.0	0	0.0
<b>Kidnaping/Abduction</b>	<b>0</b>	<b>0.0</b>	<b>0</b>	<b>0.0</b>
<b>Sex Offenses (Forcible) (Total)</b>	<b>5</b>	<b>0.1</b>	<b>1</b>	<b>20.0</b>
Forcible Rape	3	0.1	0	0.0
Forcible Sodomy	0	0.0	0	0.0
Sexual Assault W/Object	0	0.0	0	0.0
Forcible Fondling	2	0.1	1	50.0
<b>Robbery</b>	<b>2</b>	<b>0.1</b>	<b>1</b>	<b>50.0</b>
<b>Assault Offenses (Total)</b>	<b>19</b>	<b>0.5</b>	<b>6</b>	<b>31.6</b>
Aggravated Assault	1	0.0	0	0.0
Simple Assault	17	0.5	6	35.3
Intimidation	1	0.0	0	0.0
Stalking	0	0.0	0	0.0
<b>Arson</b>	<b>1</b>	<b>0.0</b>	<b>0</b>	<b>0.0</b>
<b>Extortion/Blackmail</b>	<b>0</b>	<b>0.0</b>	<b>0</b>	<b>0.0</b>
<b>Burglary</b>	<b>19</b>	<b>0.5</b>	<b>1</b>	<b>5.3</b>
<b>Larceny/Theft Offenses (Total)</b>	<b>386</b>	<b>10.4</b>	<b>8</b>	<b>2.1</b>
Theft - Pocket-picking	2	0.1	0	0.0
Theft - Purse Snatching	1	0.0	0	0.0
Theft - Shoplifting	1	0.0	0	0.0
Theft From Building	175	4.7	6	3.4
Theft From Coin Machine	2	0.1	0	0.0
Theft From Motor Vehicle	106	2.9	1	0.9
Theft of Motor Vehicle Parts	17	0.5	1	5.9
Theft - All Other Larceny	82	2.2	0	0.0
<b>Motor Vehicle Theft</b>	<b>10</b>	<b>0.3</b>	<b>2</b>	<b>20.0</b>
<b>Counterfeiting/Forgery</b>	<b>1</b>	<b>0.0</b>	<b>0</b>	<b>0.0</b>
<b>Fraud Offenses (Total)</b>	<b>3</b>	<b>0.1</b>	<b>0</b>	<b>0.0</b>
Fraud - False Pretenses	1	0.0	0	0.0
Fraud - Credit Card/ATM	2	0.1	0	0.0
Fraud - Impersonation	0	0.0	0	0.0
Fraud - Welfare	0	0.0	0	0.0
Fraud - Wire	0	0.0	0	0.0
<b>Embezzlement</b>	<b>0</b>	<b>0.0</b>	<b>0</b>	<b>0.0</b>
<b>Stolen Property Offenses</b>	<b>0</b>	<b>0.0</b>	<b>0</b>	<b>0.0</b>
<b>Destruction/Damage/Vandalism</b>	<b>104</b>	<b>2.8</b>	<b>3</b>	<b>2.9</b>
<b>Drug/Narcotic Violations (Total)</b>	<b>89</b>	<b>2.4</b>	<b>44</b>	<b>49.4</b>
Drug/Narcotic Violations	69	1.9	34	49.3
Drug/Narcotic Equipment Violations	20	0.5	10	50.0

GROUP A OFFENSES	Offense	Rate per 1,000	Cleared	% Cleared
<b>Sex Offenses (Nonforcible) (Total)</b>	<b>0</b>	<b>0.0</b>	<b>0</b>	<b>0.0</b>
Incest	0	0.0	0	0.0
Statutory Rape	0	0.0	0	0.0
<b>Pornography/Obscene Material</b>	<b>0</b>	<b>0.0</b>	<b>0</b>	<b>0.0</b>
<b>Gambling Offenses (Total)</b>	<b>0</b>	<b>0.0</b>	<b>0</b>	<b>0.0</b>
Gambling - Betting/Wagering	0	0.0	0	0.0
Gambling - Operating/Promoting	0	0.0	0	0.0
Gambling - Equipment Violations	0	0.0	0	0.0
Gambling - Sports Tampering	0	0.0	0	0.0
<b>Prostitution Offenses (Total)</b>	<b>0</b>	<b>0.0</b>	<b>0</b>	<b>0.0</b>
Prostitution	0	0.0	0	0.0
Prostitution Assisting/Promoting	0	0.0	0	0.0
<b>Bribery</b>	<b>0</b>	<b>0.0</b>	<b>0</b>	<b>0.0</b>
<b>Weapon Law Violations</b>	<b>1</b>	<b>0.0</b>	<b>1</b>	<b>100.0</b>

GROUP B OFFENSES	Offenses	Rate per 1,000
Bad Checks	0	0.0
Curfew/Vagrancy	1	0.0
Disorderly Conduct	3	0.1
DUI	62	1.7
Drunkenness	153	4.2
Family-Non Violent	0	0.0
Liquor Law Violations	202	5.4
Peeping Tom	0	0.0
Runaway	0	0.0
Trespass	19	0.5
All Other Offenses	4	0.1

2009 Fall Term Campus Population	
Undergraduate Enrollment	21,475
Graduate Enrollment	6,264
Staff Personnel	7,393
Faculty Personnel	1,915
Security Personnel	144
<b>Total Campus Population</b>	<b>37,191</b>



## University of Tennessee at Martin - 2009

GROUP A OFFENSES	Offense	Rate per 1,000	Cleared	% Cleared
<b>Homicide Offenses (Total)</b>	<b>0</b>	<b>0.0</b>	<b>0</b>	<b>0.0</b>
Murder	0	0.0	0	0.0
Negligent Manslaughter	0	0.0	0	0.0
<b>Kidnaping/Abduction</b>	<b>0</b>	<b>0.0</b>	<b>0</b>	<b>0.0</b>
<b>Sex Offenses (Forcible) (Total)</b>	<b>0</b>	<b>0.0</b>	<b>0</b>	<b>0.0</b>
Forcible Rape	0	0.0	0	0.0
Forcible Sodomy	0	0.0	0	0.0
Sexual Assault W/Object	0	0.0	0	0.0
Forcible Fondling	0	0.0	0	0.0
<b>Robbery</b>	<b>0</b>	<b>0.0</b>	<b>0</b>	<b>0.0</b>
<b>Assault Offenses (Total)</b>	<b>16</b>	<b>1.9</b>	<b>16</b>	<b>100.0</b>
Aggravated Assault	0	0.0	0	0.0
Simple Assault	12	1.5	12	100.0
Intimidation	3	0.4	3	100.0
Stalking	1	0.1	1	100.0
<b>Arson</b>	<b>0</b>	<b>0.0</b>	<b>0</b>	<b>0.0</b>
<b>Extortion/Blackmail</b>	<b>0</b>	<b>0.0</b>	<b>0</b>	<b>0.0</b>
<b>Burglary</b>	<b>4</b>	<b>0.5</b>	<b>0</b>	<b>0.0</b>
<b>Larceny/Theft Offenses (Total)</b>	<b>45</b>	<b>5.5</b>	<b>11</b>	<b>24.4</b>
Theft - Pocket-picking	0	0.0	0	0.0
Theft - Purse Snatching	0	0.0	0	0.0
Theft - Shoplifting	0	0.0	0	0.0
Theft From Building	25	3.0	9	36.0
Theft From Coin Machine	3	0.4	0	0.0
Theft From Motor Vehicle	5	0.6	0	0.0
Theft of Motor Vehicle Parts	4	0.5	1	25.0
Theft - All Other Larceny	8	1.0	1	12.5
<b>Motor Vehicle Theft</b>	<b>0</b>	<b>0.0</b>	<b>0</b>	<b>0.0</b>
<b>Counterfeiting/Forgery</b>	<b>2</b>	<b>0.2</b>	<b>2</b>	<b>100.0</b>
<b>Fraud Offenses (Total)</b>	<b>7</b>	<b>0.9</b>	<b>7</b>	<b>100.0</b>
Fraud - False Pretenses	0	0.0	0	0.0
Fraud - Credit Card/ATM	3	0.4	3	100.0
Fraud - Impersonation	4	0.5	4	100.0
Fraud - Welfare	0	0.0	0	0.0
Fraud - Wire	0	0.0	0	0.0
<b>Embezzlement</b>	<b>0</b>	<b>0.0</b>	<b>0</b>	<b>0.0</b>
<b>Stolen Property Offenses</b>	<b>0</b>	<b>0.0</b>	<b>0</b>	<b>0.0</b>
<b>Destruction/Damage/Vandalism</b>	<b>21</b>	<b>2.6</b>	<b>6</b>	<b>28.6</b>
<b>Drug/Narcotic Violations (Total)</b>	<b>19</b>	<b>2.3</b>	<b>18</b>	<b>94.7</b>
Drug/Narcotic Violations	10	1.2	9	90.0
Drug/Narcotic Equipment Violations	9	1.1	9	100.0

GROUP A OFFENSES	Offense	Rate per 1,000	Cleared	% Cleared
<b>Sex Offenses (Nonforcible) (Total)</b>	<b>0</b>	<b>0.0</b>	<b>0</b>	<b>0.0</b>
Incest	0	0.0	0	0.0
Statutory Rape	0	0.0	0	0.0
<b>Pornography/Obscene Material</b>	<b>0</b>	<b>0.0</b>	<b>0</b>	<b>0.0</b>
<b>Gambling Offenses (Total)</b>	<b>0</b>	<b>0.0</b>	<b>0</b>	<b>0.0</b>
Gambling - Betting/Wagering	0	0.0	0	0.0
Gambling - Operating/Promoting	0	0.0	0	0.0
Gambling - Equipment Violations	0	0.0	0	0.0
Gambling - Sports Tampering	0	0.0	0	0.0
<b>Prostitution Offenses (Total)</b>	<b>0</b>	<b>0.0</b>	<b>0</b>	<b>0.0</b>
Prostitution	0	0.0	0	0.0
Prostitution Assisting/Promoting	0	0.0	0	0.0
<b>Bribery</b>	<b>0</b>	<b>0.0</b>	<b>0</b>	<b>0.0</b>
<b>Weapon Law Violations</b>	<b>1</b>	<b>0.1</b>	<b>1</b>	<b>100.0</b>

GROUP B OFFENSES	Offenses	Rate per 1,000
Bad Checks	0	0.0
Curfew/Vagrancy	0	0.0
Disorderly Conduct	1	0.1
DUI	8	1.0
Drunkenness	6	0.7
Family-Non Violent	0	0.0
Liquor Law Violations	53	6.5
Peeping Tom	0	0.0
Runaway	0	0.0
Trespass	1	0.1
All Other Offenses	2	0.2

2009 Fall Term Campus Population	
Undergraduate Enrollment	6,994
Graduate Enrollment	374
Staff Personnel	535
Faculty Personnel	292
Security Personnel	12
<b>Total Campus Population</b>	<b>8,207</b>



## University of Tennessee Health Science Center - 2009

GROUP A OFFENSES	Offense	Rate per 1,000	Cleared	% Cleared
<b>Homicide Offenses (Total)</b>	<b>0</b>	<b>0.0</b>	<b>0</b>	<b>0.0</b>
Murder	0	0.0	0	0.0
Negligent Manslaughter	0	0.0	0	0.0
<b>Kidnaping/Abduction</b>	<b>0</b>	<b>0.0</b>	<b>0</b>	<b>0.0</b>
<b>Sex Offenses (Forcible) (Total)</b>	<b>0</b>	<b>0.0</b>	<b>0</b>	<b>0.0</b>
Forcible Rape	0	0.0	0	0.0
Forcible Sodomy	0	0.0	0	0.0
Sexual Assault W/Object	0	0.0	0	0.0
Forcible Fondling	0	0.0	0	0.0
<b>Robbery</b>	<b>0</b>	<b>0.0</b>	<b>0</b>	<b>0.0</b>
<b>Assault Offenses (Total)</b>	<b>14</b>	<b>1.8</b>	<b>9</b>	<b>64.3</b>
Aggravated Assault	3	0.4	2	66.7
Simple Assault	8	1.1	7	87.5
Intimidation	3	0.4	0	0.0
Stalking	0	0.0	0	0.0
<b>Arson</b>	<b>0</b>	<b>0.0</b>	<b>0</b>	<b>0.0</b>
<b>Extortion/Blackmail</b>	<b>0</b>	<b>0.0</b>	<b>0</b>	<b>0.0</b>
<b>Burglary</b>	<b>6</b>	<b>0.8</b>	<b>2</b>	<b>33.3</b>
<b>Larceny/Theft Offenses (Total)</b>	<b>52</b>	<b>6.9</b>	<b>4</b>	<b>7.7</b>
Theft - Pocket-picking	0	0.0	0	0.0
Theft - Purse Snatching	0	0.0	0	0.0
Theft - Shoplifting	1	0.1	1	100.0
Theft From Building	39	5.1	2	5.1
Theft From Coin Machine	0	0.0	0	0.0
Theft From Motor Vehicle	6	0.8	1	16.7
Theft of Motor Vehicle Parts	6	0.8	0	0.0
Theft - All Other Larceny	0	0.0	0	0.0
<b>Motor Vehicle Theft</b>	<b>1</b>	<b>0.1</b>	<b>0</b>	<b>0.0</b>
<b>Counterfeiting/Forgery</b>	<b>0</b>	<b>0.0</b>	<b>0</b>	<b>0.0</b>
<b>Fraud Offenses (Total)</b>	<b>0</b>	<b>0.0</b>	<b>0</b>	<b>0.0</b>
Fraud - False Pretenses	0	0.0	0	0.0
Fraud - Credit Card/ATM	0	0.0	0	0.0
Fraud - Impersonation	0	0.0	0	0.0
Fraud - Welfare	0	0.0	0	0.0
Fraud - Wire	0	0.0	0	0.0
<b>Embezzlement</b>	<b>0</b>	<b>0.0</b>	<b>0</b>	<b>0.0</b>
<b>Stolen Property Offenses</b>	<b>0</b>	<b>0.0</b>	<b>0</b>	<b>0.0</b>
<b>Destruction/Damage/Vandalism</b>	<b>6</b>	<b>0.8</b>	<b>0</b>	<b>0.0</b>
<b>Drug/Narcotic Violations (Total)</b>	<b>1</b>	<b>0.1</b>	<b>1</b>	<b>100.0</b>
Drug/Narcotic Violations	1	0.1	1	100.0
Drug/Narcotic Equipment Violations	0	0.0	0	0.0

GROUP A OFFENSES	Offense	Rate per 1,000	Cleared	% Cleared
<b>Sex Offenses (Nonforcible) (Total)</b>	<b>0</b>	<b>0.0</b>	<b>0</b>	<b>0.0</b>
Incest	0	0.0	0	0.0
Statutory Rape	0	0.0	0	0.0
<b>Pornography/Obscene Material</b>	<b>0</b>	<b>0.0</b>	<b>0</b>	<b>0.0</b>
<b>Gambling Offenses (Total)</b>	<b>0</b>	<b>0.0</b>	<b>0</b>	<b>0.0</b>
Gambling - Betting/Wagering	0	0.0	0	0.0
Gambling - Operating/Promoting	0	0.0	0	0.0
Gambling - Equipment Violations	0	0.0	0	0.0
Gambling - Sports Tampering	0	0.0	0	0.0
<b>Prostitution Offenses (Total)</b>	<b>0</b>	<b>0.0</b>	<b>0</b>	<b>0.0</b>
Prostitution	0	0.0	0	0.0
Prostitution Assisting/Promoting	0	0.0	0	0.0
<b>Bribery</b>	<b>0</b>	<b>0.0</b>	<b>0</b>	<b>0.0</b>
<b>Weapon Law Violations</b>	<b>1</b>	<b>0.1</b>	<b>1</b>	<b>100.0</b>

GROUP B OFFENSES	Offenses	Rate per 1,000
Bad Checks	0	0.0
Curfew/Vagrancy	0	0.0
Disorderly Conduct	2	0.3
DUI	3	0.4
Drunkenness	0	0.0
Family-Non Violent	0	0.0
Liquor Law Violations	0	0.0
Peeping Tom	0	0.0
Runaway	0	0.0
Trespass	5	0.7
All Other Offenses	0	0.0

2009 Fall Term Campus Population	
Undergraduate Enrollment	173
Graduate Enrollment	3,136
Staff Personnel	2,739
Faculty Personnel	1,471
Security Personnel	56
<b>Total Campus Population</b>	<b>7,575</b>



## University of Tennessee Space Institute - 2009

GROUP A OFFENSES	Offense	Rate per 1,000	Cleared	% Cleared
<b>Homicide Offenses (Total)</b>	<b>0</b>	<b>0.0</b>	<b>0</b>	<b>0.0</b>
Murder	0	0.0	0	0.0
Negligent Manslaughter	0	0.0	0	0.0
<b>Kidnaping/Abduction</b>	<b>0</b>	<b>0.0</b>	<b>0</b>	<b>0.0</b>
<b>Sex Offenses (Forcible) (Total)</b>	<b>0</b>	<b>0.0</b>	<b>0</b>	<b>0.0</b>
Forcible Rape	0	0.0	0	0.0
Forcible Sodomy	0	0.0	0	0.0
Sexual Assault W/Object	0	0.0	0	0.0
Forcible Fondling	0	0.0	0	0.0
<b>Robbery</b>	<b>0</b>	<b>0.0</b>	<b>0</b>	<b>0.0</b>
<b>Assault Offenses (Total)</b>	<b>0</b>	<b>0.0</b>	<b>0</b>	<b>0.0</b>
Aggravated Assault	0	0.0	0	0.0
Simple Assault	0	0.0	0	0.0
Intimidation	0	0.0	0	0.0
Stalking	0	0.0	0	0.0
<b>Arson</b>	<b>0</b>	<b>0.0</b>	<b>0</b>	<b>0.0</b>
<b>Extortion/Blackmail</b>	<b>0</b>	<b>0.0</b>	<b>0</b>	<b>0.0</b>
<b>Burglary</b>	<b>0</b>	<b>0.0</b>	<b>0</b>	<b>0.0</b>
<b>Larceny/Theft Offenses (Total)</b>	<b>0</b>	<b>0.0</b>	<b>0</b>	<b>0.0</b>
Theft - Pocket-picking	0	0.0	0	0.0
Theft - Purse Snatching	0	0.0	0	0.0
Theft - Shoplifting	0	0.0	0	0.0
Theft From Building	0	0.0	0	0.0
Theft From Coin Machine	0	0.0	0	0.0
Theft From Motor Vehicle	0	0.0	0	0.0
Theft of Motor Vehicle Parts	0	0.0	0	0.0
Theft - All Other Larceny	0	0.0	0	0.0
<b>Motor Vehicle Theft</b>	<b>0</b>	<b>0.0</b>	<b>0</b>	<b>0.0</b>
<b>Counterfeiting/Forgery</b>	<b>0</b>	<b>0.0</b>	<b>0</b>	<b>0.0</b>
<b>Fraud Offenses (Total)</b>	<b>0</b>	<b>0.0</b>	<b>0</b>	<b>0.0</b>
Fraud - False Pretenses	0	0.0	0	0.0
Fraud - Credit Card/ATM	0	0.0	0	0.0
Fraud - Impersonation	0	0.0	0	0.0
Fraud - Welfare	0	0.0	0	0.0
Fraud - Wire	0	0.0	0	0.0
<b>Embezzlement</b>	<b>0</b>	<b>0.0</b>	<b>0</b>	<b>0.0</b>
<b>Stolen Property Offenses</b>	<b>0</b>	<b>0.0</b>	<b>0</b>	<b>0.0</b>
<b>Destruction/Damage/Vandalism</b>	<b>0</b>	<b>0.0</b>	<b>0</b>	<b>0.0</b>
<b>Drug/Narcotic Violations (Total)</b>	<b>0</b>	<b>0.0</b>	<b>0</b>	<b>0.0</b>
Drug/Narcotic Violations	0	0.0	0	0.0
Drug/Narcotic Equipment Violations	0	0.0	0	0.0

GROUP A OFFENSES	Offense	Rate per 1,000	Cleared	% Cleared
<b>Sex Offenses (Nonforcible) (Total)</b>	<b>0</b>	<b>0.0</b>	<b>0</b>	<b>0.0</b>
Incest	0	0.0	0	0.0
Statutory Rape	0	0.0	0	0.0
<b>Pornography/Obscene Material</b>	<b>0</b>	<b>0.0</b>	<b>0</b>	<b>0.0</b>
<b>Gambling Offenses (Total)</b>	<b>0</b>	<b>0.0</b>	<b>0</b>	<b>0.0</b>
Gambling - Betting/Wagering	0	0.0	0	0.0
Gambling - Operating/Promoting	0	0.0	0	0.0
Gambling - Equipment Violations	0	0.0	0	0.0
Gambling - Sports Tampering	0	0.0	0	0.0
<b>Prostitution Offenses (Total)</b>	<b>0</b>	<b>0.0</b>	<b>0</b>	<b>0.0</b>
Prostitution	0	0.0	0	0.0
Prostitution Assisting/Promoting	0	0.0	0	0.0
<b>Bribery</b>	<b>0</b>	<b>0.0</b>	<b>0</b>	<b>0.0</b>
<b>Weapon Law Violations</b>	<b>0</b>	<b>0.0</b>	<b>0</b>	<b>0.0</b>

GROUP B OFFENSES	Offenses	Rate per 1,000
Bad Checks	0	0.0
Curfew/Vagrancy	0	0.0
Disorderly Conduct	0	0.0
DUI	0	0.0
Drunkenness	0	0.0
Family-Non Violent	0	0.0
Liquor Law Violations	0	0.0
Peeping Tom	0	0.0
Runaway	0	0.0
Trespass	0	0.0
All Other Offenses	0	0.0

2009 Fall Term Campus Population	
Undergraduate Enrollment	0
Graduate Enrollment	128
Staff Personnel	82
Faculty Personnel	67
Security Personnel	0
<b>Total Campus Population</b>	<b>277</b>



## University of the South - 2009

GROUP A OFFENSES	Offense	Rate per 1,000	Cleared	% Cleared
<b>Homicide Offenses (Total)</b>	<b>0</b>	<b>0.0</b>	<b>0</b>	<b>0.0</b>
Murder	0	0.0	0	0.0
Negligent Manslaughter	0	0.0	0	0.0
<b>Kidnaping/Abduction</b>	<b>0</b>	<b>0.0</b>	<b>0</b>	<b>0.0</b>
<b>Sex Offenses (Forcible) (Total)</b>	<b>0</b>	<b>0.0</b>	<b>0</b>	<b>0.0</b>
Forcible Rape	0	0.0	0	0.0
Forcible Sodomy	0	0.0	0	0.0
Sexual Assault W/Object	0	0.0	0	0.0
Forcible Fondling	0	0.0	0	0.0
<b>Robbery</b>	<b>0</b>	<b>0.0</b>	<b>0</b>	<b>0.0</b>
<b>Assault Offenses (Total)</b>	<b>2</b>	<b>0.9</b>	<b>1</b>	<b>50.0</b>
Aggravated Assault	0	0.0	0	0.0
Simple Assault	0	0.0	0	0.0
Intimidation	0	0.0	0	0.0
Stalking	2	0.9	1	50.0
<b>Arson</b>	<b>1</b>	<b>0.5</b>	<b>0</b>	<b>0.0</b>
<b>Extortion/Blackmail</b>	<b>0</b>	<b>0.0</b>	<b>0</b>	<b>0.0</b>
<b>Burglary</b>	<b>31</b>	<b>14.6</b>	<b>0</b>	<b>0.0</b>
<b>Larceny/Theft Offenses (Total)</b>	<b>84</b>	<b>39.6</b>	<b>3</b>	<b>3.6</b>
Theft - Pocket-picking	0	0.0	0	0.0
Theft - Purse Snatching	0	0.0	0	0.0
Theft - Shoplifting	0	0.0	0	0.0
Theft From Building	43	20.3	3	7.0
Theft From Coin Machine	0	0.0	0	0.0
Theft From Motor Vehicle	17	8.0	0	0.0
Theft of Motor Vehicle Parts	1	0.5	0	0.0
Theft - All Other Larceny	23	10.9	0	0.0
<b>Motor Vehicle Theft</b>	<b>1</b>	<b>0.5</b>	<b>0</b>	<b>0.0</b>
<b>Counterfeiting/Forgery</b>	<b>0</b>	<b>0.0</b>	<b>0</b>	<b>0.0</b>
<b>Fraud Offenses (Total)</b>	<b>1</b>	<b>0.5</b>	<b>1</b>	<b>100.0</b>
Fraud - False Pretenses	0	0.0	0	0.0
Fraud - Credit Card/ATM	0	0.0	0	0.0
Fraud - Impersonation	1	0.5	1	100.0
Fraud - Welfare	0	0.0	0	0.0
Fraud - Wire	0	0.0	0	0.0
<b>Embezzlement</b>	<b>0</b>	<b>0.0</b>	<b>0</b>	<b>0.0</b>
<b>Stolen Property Offenses</b>	<b>0</b>	<b>0.0</b>	<b>0</b>	<b>0.0</b>
<b>Destruction/Damage/Vandalism</b>	<b>21</b>	<b>9.9</b>	<b>1</b>	<b>4.8</b>
<b>Drug/Narcotic Violations (Total)</b>	<b>52</b>	<b>24.5</b>	<b>49</b>	<b>94.2</b>
Drug/Narcotic Violations	27	12.7	25	92.6
Drug/Narcotic Equipment Violations	25	11.8	24	96.0

GROUP A OFFENSES	Offense	Rate per 1,000	Cleared	% Cleared
<b>Sex Offenses (Nonforcible) (Total)</b>	<b>0</b>	<b>0.0</b>	<b>0</b>	<b>0.0</b>
Incest	0	0.0	0	0.0
Statutory Rape	0	0.0	0	0.0
<b>Pornography/Obscene Material</b>	<b>0</b>	<b>0.0</b>	<b>0</b>	<b>0.0</b>
<b>Gambling Offenses (Total)</b>	<b>0</b>	<b>0.0</b>	<b>0</b>	<b>0.0</b>
Gambling - Betting/Wagering	0	0.0	0	0.0
Gambling - Operating/Promoting	0	0.0	0	0.0
Gambling - Equipment Violations	0	0.0	0	0.0
Gambling - Sports Tampering	0	0.0	0	0.0
<b>Prostitution Offenses (Total)</b>	<b>0</b>	<b>0.0</b>	<b>0</b>	<b>0.0</b>
Prostitution	0	0.0	0	0.0
Prostitution Assisting/Promoting	0	0.0	0	0.0
<b>Bribery</b>	<b>0</b>	<b>0.0</b>	<b>0</b>	<b>0.0</b>
<b>Weapon Law Violations</b>	<b>0</b>	<b>0.0</b>	<b>0</b>	<b>0.0</b>

GROUP B OFFENSES	Offenses	Rate per 1,000
Bad Checks	0	0.0
Curfew/Vagrancy	0	0.0
Disorderly Conduct	8	3.8
DUI	1	0.5
Drunkenness	7	3.3
Family-Non Violent	0	0.0
Liquor Law Violations	51	24.1
Peeping Tom	0	0.0
Runaway	0	0.0
Trespass	5	2.4
All Other Offenses	4	1.9

2009 Fall Term Campus Population	
Undergraduate Enrollment	1,450
Graduate Enrollment	71
Staff Personnel	419
Faculty Personnel	167
Security Personnel	12
<b>Total Campus Population</b>	<b>2,119</b>



## Vanderbilt University - 2009

GROUP A OFFENSES	Offense	Rate per 1,000	Cleared	% Cleared
<b>Homicide Offenses (Total)</b>	<b>0</b>	<b>0.0</b>	<b>0</b>	<b>0.0</b>
Murder	0	0.0	0	0.0
Negligent Manslaughter	0	0.0	0	0.0
<b>Kidnaping/Abduction</b>	<b>0</b>	<b>0.0</b>	<b>0</b>	<b>0.0</b>
<b>Sex Offenses (Forcible) (Total)</b>	<b>4</b>	<b>0.1</b>	<b>2</b>	<b>50.0</b>
Forcible Rape	0	0.0	0	0.0
Forcible Sodomy	1	0.0	1	100.0
Sexual Assault W/Object	0	0.0	0	0.0
Forcible Fondling	3	0.1	1	33.3
<b>Robbery</b>	<b>2</b>	<b>0.1</b>	<b>2</b>	<b>100.0</b>
<b>Assault Offenses (Total)</b>	<b>114</b>	<b>3.1</b>	<b>68</b>	<b>59.6</b>
Aggravated Assault	7	0.2	4	57.1
Simple Assault	85	2.3	55	64.7
Intimidation	21	0.6	8	38.1
Stalking	1	0.0	1	100.0
<b>Arson</b>	<b>0</b>	<b>0.0</b>	<b>0</b>	<b>0.0</b>
<b>Extortion/Blackmail</b>	<b>0</b>	<b>0.0</b>	<b>0</b>	<b>0.0</b>
<b>Burglary</b>	<b>36</b>	<b>1.0</b>	<b>5</b>	<b>13.9</b>
<b>Larceny/Theft Offenses (Total)</b>	<b>601</b>	<b>16.4</b>	<b>178</b>	<b>29.6</b>
Theft - Pocket-picking	3	0.1	0	0.0
Theft - Purse Snatching	0	0.0	0	0.0
Theft - Shoplifting	152	4.1	144	94.7
Theft From Building	229	6.2	21	9.2
Theft From Coin Machine	1	0.0	0	0.0
Theft From Motor Vehicle	89	2.4	3	3.4
Theft of Motor Vehicle Parts	46	1.3	0	0.0
Theft - All Other Larceny	81	2.2	10	12.3
<b>Motor Vehicle Theft</b>	<b>4</b>	<b>0.1</b>	<b>1</b>	<b>25.0</b>
<b>Counterfeiting/Forgery</b>	<b>25</b>	<b>0.7</b>	<b>13</b>	<b>52.0</b>
<b>Fraud Offenses (Total)</b>	<b>36</b>	<b>1.0</b>	<b>21</b>	<b>58.3</b>
Fraud - False Pretenses	16	0.4	7	43.8
Fraud - Credit Card/ATM	4	0.1	1	25.0
Fraud - Impersonation	16	0.4	13	81.3
Fraud - Welfare	0	0.0	0	0.0
Fraud - Wire	0	0.0	0	0.0
<b>Embezzlement</b>	<b>12</b>	<b>0.3</b>	<b>5</b>	<b>41.7</b>
<b>Stolen Property Offenses</b>	<b>5</b>	<b>0.1</b>	<b>3</b>	<b>60.0</b>
<b>Destruction/Damage/Vandalism</b>	<b>85</b>	<b>2.3</b>	<b>19</b>	<b>22.4</b>
<b>Drug/Narcotic Violations (Total)</b>	<b>142</b>	<b>3.9</b>	<b>116</b>	<b>81.7</b>
Drug/Narcotic Violations	90	2.5	75	83.3
Drug/Narcotic Equipment Violations	52	1.4	41	78.8

GROUP A OFFENSES	Offense	Rate per 1,000	Cleared	% Cleared
<b>Sex Offenses (Nonforcible) (Total)</b>	<b>0</b>	<b>0.0</b>	<b>0</b>	<b>0.0</b>
Incest	0	0.0	0	0.0
Statutory Rape	0	0.0	0	0.0
<b>Pornography/Obscene Material</b>	<b>0</b>	<b>0.0</b>	<b>0</b>	<b>0.0</b>
<b>Gambling Offenses (Total)</b>	<b>1</b>	<b>0.0</b>	<b>1</b>	<b>100.0</b>
Gambling - Betting/Wagering	0	0.0	0	0.0
Gambling - Operating/Promoting	0	0.0	0	0.0
Gambling - Equipment Violations	1	0.0	1	100.0
Gambling - Sports Tampering	0	0.0	0	0.0
<b>Prostitution Offenses (Total)</b>	<b>0</b>	<b>0.0</b>	<b>0</b>	<b>0.0</b>
Prostitution	0	0.0	0	0.0
Prostitution Assisting/Promoting	0	0.0	0	0.0
<b>Bribery</b>	<b>0</b>	<b>0.0</b>	<b>0</b>	<b>0.0</b>
<b>Weapon Law Violations</b>	<b>9</b>	<b>0.2</b>	<b>8</b>	<b>88.9</b>

GROUP B OFFENSES	Offenses	Rate per 1,000
Bad Checks	0	0.0
Curfew/Vagrancy	1	0.0
Disorderly Conduct	24	0.7
DUI	77	2.1
Drunkenness	157	4.3
Family-Non Violent	0	0.0
Liquor Law Violations	152	4.1
Peeping Tom	0	0.0
Runaway	1	0.0
Trespass	55	1.5
All Other Offenses	7	0.2

2009 Fall Term Campus Population	
Undergraduate Enrollment	6,794
Graduate Enrollment	5,720
Staff Personnel	21,450
Faculty Personnel	2,599
Security Personnel	122
<b>Total Campus Population</b>	<b>36,685</b>





## Volunteer State Community College - 2009

GROUP A OFFENSES	Offense	Rate per 1,000	Cleared	% Cleared
<b>Homicide Offenses (Total)</b>	<b>0</b>	<b>0.0</b>	<b>0</b>	<b>0.0</b>
Murder	0	0.0	0	0.0
Negligent Manslaughter	0	0.0	0	0.0
<b>Kidnaping/Abduction</b>	<b>0</b>	<b>0.0</b>	<b>0</b>	<b>0.0</b>
<b>Sex Offenses (Forcible) (Total)</b>	<b>0</b>	<b>0.0</b>	<b>0</b>	<b>0.0</b>
Forcible Rape	0	0.0	0	0.0
Forcible Sodomy	0	0.0	0	0.0
Sexual Assault W/Object	0	0.0	0	0.0
Forcible Fondling	0	0.0	0	0.0
<b>Robbery</b>	<b>0</b>	<b>0.0</b>	<b>0</b>	<b>0.0</b>
<b>Assault Offenses (Total)</b>	<b>5</b>	<b>0.6</b>	<b>0</b>	<b>0.0</b>
Aggravated Assault	0	0.0	0	0.0
Simple Assault	1	0.1	0	0.0
Intimidation	4	0.5	0	0.0
Stalking	0	0.0	0	0.0
<b>Arson</b>	<b>0</b>	<b>0.0</b>	<b>0</b>	<b>0.0</b>
<b>Extortion/Blackmail</b>	<b>0</b>	<b>0.0</b>	<b>0</b>	<b>0.0</b>
<b>Burglary</b>	<b>0</b>	<b>0.0</b>	<b>0</b>	<b>0.0</b>
<b>Larceny/Theft Offenses (Total)</b>	<b>25</b>	<b>2.8</b>	<b>0</b>	<b>0.0</b>
Theft - Pocket-picking	0	0.0	0	0.0
Theft - Purse Snatching	0	0.0	0	0.0
Theft - Shoplifting	0	0.0	0	0.0
Theft From Building	13	1.5	0	0.0
Theft From Coin Machine	0	0.0	0	0.0
Theft From Motor Vehicle	11	1.2	0	0.0
Theft of Motor Vehicle Parts	0	0.0	0	0.0
Theft - All Other Larceny	1	0.1	0	0.0
<b>Motor Vehicle Theft</b>	<b>0</b>	<b>0.0</b>	<b>0</b>	<b>0.0</b>
<b>Counterfeiting/Forgery</b>	<b>0</b>	<b>0.0</b>	<b>0</b>	<b>0.0</b>
<b>Fraud Offenses (Total)</b>	<b>0</b>	<b>0.0</b>	<b>0</b>	<b>0.0</b>
Fraud - False Pretenses	0	0.0	0	0.0
Fraud - Credit Card/ATM	0	0.0	0	0.0
Fraud - Impersonation	0	0.0	0	0.0
Fraud - Welfare	0	0.0	0	0.0
Fraud - Wire	0	0.0	0	0.0
<b>Embezzlement</b>	<b>0</b>	<b>0.0</b>	<b>0</b>	<b>0.0</b>
<b>Stolen Property Offenses</b>	<b>0</b>	<b>0.0</b>	<b>0</b>	<b>0.0</b>
<b>Destruction/Damage/Vandalism</b>	<b>10</b>	<b>1.1</b>	<b>0</b>	<b>0.0</b>
<b>Drug/Narcotic Violations (Total)</b>	<b>0</b>	<b>0.0</b>	<b>0</b>	<b>0.0</b>
Drug/Narcotic Violations	0	0.0	0	0.0
Drug/Narcotic Equipment Violations	0	0.0	0	0.0

GROUP A OFFENSES	Offense	Rate per 1,000	Cleared	% Cleared
<b>Sex Offenses (Nonforcible) (Total)</b>	<b>0</b>	<b>0.0</b>	<b>0</b>	<b>0.0</b>
Incest	0	0.0	0	0.0
Statutory Rape	0	0.0	0	0.0
<b>Pornography/Obscene Material</b>	<b>0</b>	<b>0.0</b>	<b>0</b>	<b>0.0</b>
<b>Gambling Offenses (Total)</b>	<b>0</b>	<b>0.0</b>	<b>0</b>	<b>0.0</b>
Gambling - Betting/Wagering	0	0.0	0	0.0
Gambling - Operating/Promoting	0	0.0	0	0.0
Gambling - Equipment Violations	0	0.0	0	0.0
Gambling - Sports Tampering	0	0.0	0	0.0
<b>Prostitution Offenses (Total)</b>	<b>0</b>	<b>0.0</b>	<b>0</b>	<b>0.0</b>
Prostitution	0	0.0	0	0.0
Prostitution Assisting/Promoting	0	0.0	0	0.0
<b>Bribery</b>	<b>0</b>	<b>0.0</b>	<b>0</b>	<b>0.0</b>
<b>Weapon Law Violations</b>	<b>0</b>	<b>0.0</b>	<b>0</b>	<b>0.0</b>

GROUP B OFFENSES	Offenses	Rate per 1,000
Bad Checks	0	0.0
Curfew/Vagrancy	0	0.0
Disorderly Conduct	0	0.0
DUI	0	0.0
Drunkenness	0	0.0
Family-Non Violent	0	0.0
Liquor Law Violations	0	0.0
Peeping Tom	0	0.0
Runaway	0	0.0
Trespass	0	0.0
All Other Offenses	1	0.1

2009 Fall Term Campus Population	
Undergraduate Enrollment	8,430
Graduate Enrollment	0
Staff Personnel	242
Faculty Personnel	143
Security Personnel	28
<b>Total Campus Population</b>	<b>8,843</b>



## Walters State Community College - 2009

GROUP A OFFENSES	Offense	Rate per 1,000	Cleared	% Cleared
<b>Homicide Offenses (Total)</b>	<b>0</b>	<b>0.0</b>	<b>0</b>	<b>0.0</b>
Murder	0	0.0	0	0.0
Negligent Manslaughter	0	0.0	0	0.0
<b>Kidnaping/Abduction</b>	<b>0</b>	<b>0.0</b>	<b>0</b>	<b>0.0</b>
<b>Sex Offenses (Forcible) (Total)</b>	<b>0</b>	<b>0.0</b>	<b>0</b>	<b>0.0</b>
Forcible Rape	0	0.0	0	0.0
Forcible Sodomy	0	0.0	0	0.0
Sexual Assault W/Object	0	0.0	0	0.0
Forcible Fondling	0	0.0	0	0.0
<b>Robbery</b>	<b>0</b>	<b>0.0</b>	<b>0</b>	<b>0.0</b>
<b>Assault Offenses (Total)</b>	<b>1</b>	<b>0.2</b>	<b>0</b>	<b>0.0</b>
Aggravated Assault	0	0.0	0	0.0
Simple Assault	1	0.2	0	0.0
Intimidation	0	0.0	0	0.0
Stalking	0	0.0	0	0.0
<b>Arson</b>	<b>0</b>	<b>0.0</b>	<b>0</b>	<b>0.0</b>
<b>Extortion/Blackmail</b>	<b>0</b>	<b>0.0</b>	<b>0</b>	<b>0.0</b>
<b>Burglary</b>	<b>0</b>	<b>0.0</b>	<b>0</b>	<b>0.0</b>
<b>Larceny/Theft Offenses (Total)</b>	<b>7</b>	<b>1.1</b>	<b>1</b>	<b>14.3</b>
Theft - Pocket-picking	0	0.0	0	0.0
Theft - Purse Snatching	0	0.0	0	0.0
Theft - Shoplifting	0	0.0	0	0.0
Theft From Building	7	1.1	1	14.3
Theft From Coin Machine	0	0.0	0	0.0
Theft From Motor Vehicle	0	0.0	0	0.0
Theft of Motor Vehicle Parts	0	0.0	0	0.0
Theft - All Other Larceny	0	0.0	0	0.0
<b>Motor Vehicle Theft</b>	<b>0</b>	<b>0.0</b>	<b>0</b>	<b>0.0</b>
<b>Counterfeiting/Forgery</b>	<b>1</b>	<b>0.2</b>	<b>0</b>	<b>0.0</b>
<b>Fraud Offenses (Total)</b>	<b>1</b>	<b>0.2</b>	<b>1</b>	<b>100.0</b>
Fraud - False Pretenses	0	0.0	0	0.0
Fraud - Credit Card/ATM	0	0.0	0	0.0
Fraud - Impersonation	1	0.2	1	100.0
Fraud - Welfare	0	0.0	0	0.0
Fraud - Wire	0	0.0	0	0.0
<b>Embezzlement</b>	<b>0</b>	<b>0.0</b>	<b>0</b>	<b>0.0</b>
<b>Stolen Property Offenses</b>	<b>0</b>	<b>0.0</b>	<b>0</b>	<b>0.0</b>
<b>Destruction/Damage/Vandalism</b>	<b>3</b>	<b>0.5</b>	<b>0</b>	<b>0.0</b>
<b>Drug/Narcotic Violations (Total)</b>	<b>2</b>	<b>0.3</b>	<b>2</b>	<b>100.0</b>
Drug/Narcotic Violations	1	0.2	1	100.0
Drug/Narcotic Equipment Violations	1	0.2	1	100.0


GROUP A OFFENSES	Offense	Rate per 1,000	Cleared	% Cleared
<b>Sex Offenses (Nonforcible) (Total)</b>	<b>0</b>	<b>0.0</b>	<b>0</b>	<b>0.0</b>
Incest	0	0.0	0	0.0
Statutory Rape	0	0.0	0	0.0
<b>Pornography/Obscene Material</b>	<b>1</b>	<b>0.2</b>	<b>0</b>	<b>0.0</b>
<b>Gambling Offenses (Total)</b>	<b>0</b>	<b>0.0</b>	<b>0</b>	<b>0.0</b>
Gambling - Betting/Wagering	0	0.0	0	0.0
Gambling - Operating/Promoting	0	0.0	0	0.0
Gambling - Equipment Violations	0	0.0	0	0.0
Gambling - Sports Tampering	0	0.0	0	0.0
<b>Prostitution Offenses (Total)</b>	<b>0</b>	<b>0.0</b>	<b>0</b>	<b>0.0</b>
Prostitution	0	0.0	0	0.0
Prostitution Assisting/Promoting	0	0.0	0	0.0
<b>Bribery</b>	<b>0</b>	<b>0.0</b>	<b>0</b>	<b>0.0</b>
<b>Weapon Law Violations</b>	<b>0</b>	<b>0.0</b>	<b>0</b>	<b>0.0</b>

GROUP B OFFENSES	Offenses	Rate per 1,000
Bad Checks	0	0.0
Curfew/Vagrancy	0	0.0
Disorderly Conduct	0	0.0
DUI	0	0.0
Drunkenness	0	0.0
Family-Non Violent	0	0.0
Liquor Law Violations	0	0.0
Peeping Tom	0	0.0
Runaway	0	0.0
Trespass	1	0.2
All Other Offenses	0	0.0

2009 Fall Term Campus Population	
Undergraduate Enrollment	5,862
Graduate Enrollment	0
Staff Personnel	285
Faculty Personnel	242
Security Personnel	11
<b>Total Campus Population</b>	<b>6,400</b>



# Off-Campus Institutions' Summaries



**American Baptist College - 2009**

GROUP A OFFENSES	Total # of Incidents	Total # of Clearances
<b>Arson</b>	0	0
<b>Assault</b>	0	0
Aggravated Assault	0	0
Simple Assault	0	0
Intimidation	0	0
Stalking	0	0
<b>Bribery</b>	0	0
<b>Burglary</b>	0	0
<b>Counterfeiting/Forgery</b>	0	0
<b>Destruction/Damage/Vandalism</b>	1	0
<b>Drug/Narcotic Offenses</b>	0	0
Drug/Narcotic Violations	0	0
Drug/Narcotic Equipment Violations	0	0
<b>Embezzlement</b>	0	0
<b>Extortion/Blackmail</b>	0	0
<b>Fraud Offenses</b>	0	0
Fraud - False Pretenses	0	0
Fraud - Credit Card/ATM	0	0
Fraud - Impersonation	0	0
Fraud - Welfare	0	0
Fraud - Wire	0	0
<b>Gambling Offenses</b>	0	0
Gambling - Betting/Wagering	0	0
Gambling - Operating/Promoting	0	0
Gambling - Equipment Violations	0	0
Gambling - Sports Tampering	0	0
<b>Homicide Offenses</b>	0	0
Murder	0	0
Negligent Manslaughter	0	0
<b>Motor Vehicle Theft</b>	0	0
<b>Pornography/Obscene Material</b>	0	0
<b>Robbery</b>	0	0
<b>Stolen Property Offenses</b>	0	0
<b>Weapon Law Violations</b>	0	0
<b>Kidnaping/Abduction</b>	0	0

GROUP A OFFENSES	Total # of Incidents	Total # of Clearances
<b>Larceny/Theft Offenses</b>	0	0
Theft - Pocket-picking	0	0
Theft - Purse Snatching	0	0
Theft - Shoplifting	0	0
Theft From Building	0	0
Theft From Coin Machine	0	0
Theft From Motor Vehicle	0	0
Theft of Motor Vehicle Parts	0	0
Theft - All Other Larceny	0	0
<b>Prostitution Offenses</b>	0	0
Prostitution	0	0
Prostitution Assisting/Promoting	0	0
<b>Sex Offenses, Forcible</b>	0	0
Forcible Rape	0	0
Forcible Sodomy	0	0
Sexual Assault W/Object	0	0
Forcible Fondling	0	0
<b>Sex Offenses, Non Forcible</b>	0	0
Incest	0	0
Statutory Rape	0	0

Reporting Agency: Nashville Metro Police Department



Crimes Against College Students as Reported by Local Agencies

**Aquinas College - 2009**

GROUP A OFFENSES	Total # of Incidents	Total # of Clearances
<b>Arson</b>	0	0
<b>Assault</b>	4	2
Aggravated Assault	0	0
Simple Assault	2	1
Intimidation	0	0
Stalking	2	1
<b>Bribery</b>	0	0
<b>Burglary</b>	1	0
<b>Counterfeiting/Forgery</b>	0	0
<b>Destruction/Damage/Vandalism</b>	0	0
<b>Drug/Narcotic Offenses</b>	0	0
Drug/Narcotic Violations	0	0
Drug/Narcotic Equipment Violations	0	0
<b>Embezzlement</b>	0	0
<b>Extortion/Blackmail</b>	0	0
<b>Fraud Offenses</b>	0	0
Fraud - False Pretenses	0	0
Fraud - Credit Card/ATM	0	0
Fraud - Impersonation	0	0
Fraud - Welfare	0	0
Fraud - Wire	0	0
<b>Gambling Offenses</b>	0	0
Gambling - Betting/Wagering	0	0
Gambling - Operating/Promoting	0	0
Gambling - Equipment Violations	0	0
Gambling - Sports Tampering	0	0
<b>Homicide Offenses</b>	0	0
Murder	0	0
Negligent Manslaughter	0	0
<b>Motor Vehicle Theft</b>	0	0
<b>Pornography/Obscene Material</b>	0	0
<b>Robbery</b>	1	0
<b>Stolen Property Offenses</b>	0	0
<b>Weapon Law Violations</b>	0	0
<b>Kidnaping/Abduction</b>	0	0

GROUP A OFFENSES	Total # of Incidents	Total # of Clearances
<b>Larceny/Theft Offenses</b>	1	0
Theft - Pocket-picking	0	0
Theft - Purse Snatching	0	0
Theft - Shoplifting	0	0
Theft From Building	0	0
Theft From Coin Machine	0	0
Theft From Motor Vehicle	1	0
Theft of Motor Vehicle Parts	0	0
Theft - All Other Larceny	0	0
<b>Prostitution Offenses</b>	0	0
Prostitution	0	0
Prostitution Assisting/Promoting	0	0
<b>Sex Offenses, Forcible</b>	0	0
Forcible Rape	0	0
Forcible Sodomy	0	0
Sexual Assault W/Object	0	0
Forcible Fondling	0	0
<b>Sex Offenses, Non Forcible</b>	0	0
Incest	0	0
Statutory Rape	0	0

Reporting Agency: Nashville Metro Police Department



Crimes Against College Students as Reported by Local Agencies

**Austin Peay State University - 2009**

GROUP A OFFENSES	Total # of Incidents	Total # of Clearances
<b>Arson</b>	0	0
<b>Assault</b>	0	0
Aggravated Assault	0	0
Simple Assault	0	0
Intimidation	0	0
Stalking	0	0
<b>Bribery</b>	0	0
<b>Burglary</b>	0	0
<b>Counterfeiting/Forgery</b>	0	0
<b>Destruction/Damage/Vandalism</b>	1	0
<b>Drug/Narcotic Offenses</b>	0	0
Drug/Narcotic Violations	0	0
Drug/Narcotic Equipment Violations	0	0
<b>Embezzlement</b>	0	0
<b>Extortion/Blackmail</b>	0	0
<b>Fraud Offenses</b>	0	0
Fraud - False Pretenses	0	0
Fraud - Credit Card/ATM	0	0
Fraud - Impersonation	0	0
Fraud - Welfare	0	0
Fraud - Wire	0	0
<b>Gambling Offenses</b>	0	0
Gambling - Betting/Wagering	0	0
Gambling - Operating/Promoting	0	0
Gambling - Equipment Violations	0	0
Gambling - Sports Tampering	0	0
<b>Homicide Offenses</b>	0	0
Murder	0	0
Negligent Manslaughter	0	0
<b>Motor Vehicle Theft</b>	0	0
<b>Pornography/Obscene Material</b>	0	0
<b>Robbery</b>	0	0
<b>Stolen Property Offenses</b>	0	0
<b>Weapon Law Violations</b>	0	0
<b>Kidnaping/Abduction</b>	0	0

GROUP A OFFENSES	Total # of Incidents	Total # of Clearances
<b>Larceny/Theft Offenses</b>	1	0
Theft - Pocket-picking	0	0
Theft - Purse Snatching	0	0
Theft - Shoplifting	0	0
Theft From Building	0	0
Theft From Coin Machine	0	0
Theft From Motor Vehicle	1	0
Theft of Motor Vehicle Parts	0	0
Theft - All Other Larceny	0	0
<b>Prostitution Offenses</b>	0	0
Prostitution	0	0
Prostitution Assisting/Promoting	0	0
<b>Sex Offenses, Forcible</b>	0	0
Forcible Rape	0	0
Forcible Sodomy	0	0
Sexual Assault W/Object	0	0
Forcible Fondling	0	0
<b>Sex Offenses, Non Forcible</b>	0	0
Incest	0	0
Statutory Rape	0	0

Reporting Agency: Clarksville Police Department



Crimes Against College Students as Reported by Local Agencies

**Belmont University - 2009**

GROUP A OFFENSES	Total # of Incidents	Total # of Clearances
<b>Arson</b>	<b>0</b>	<b>0</b>
<b>Assault</b>	<b>5</b>	<b>2</b>
Aggravated Assault	1	1
Simple Assault	4	1
Intimidation	0	0
Stalking	0	0
<b>Bribery</b>	<b>0</b>	<b>0</b>
<b>Burglary</b>	<b>21</b>	<b>1</b>
<b>Counterfeiting/Forgery</b>	<b>0</b>	<b>0</b>
<b>Destruction/Damage/Vandalism</b>	<b>14</b>	<b>0</b>
<b>Drug/Narcotic Offenses</b>	<b>0</b>	<b>0</b>
Drug/Narcotic Violations	0	0
Drug/Narcotic Equipment Violations	0	0
<b>Embezzlement</b>	<b>0</b>	<b>0</b>
<b>Extortion/Blackmail</b>	<b>0</b>	<b>0</b>
<b>Fraud Offenses</b>	<b>2</b>	<b>0</b>
Fraud - False Pretenses	1	0
Fraud - Credit Card/ATM	1	0
Fraud - Impersonation	0	0
Fraud - Welfare	0	0
Fraud - Wire	0	0
<b>Gambling Offenses</b>	<b>0</b>	<b>0</b>
Gambling - Betting/Wagering	0	0
Gambling - Operating/Promoting	0	0
Gambling - Equipment Violations	0	0
Gambling - Sports Tampering	0	0
<b>Homicide Offenses</b>	<b>0</b>	<b>0</b>
Murder	0	0
Negligent Manslaughter	0	0
<b>Motor Vehicle Theft</b>	<b>3</b>	<b>0</b>
<b>Pornography/Obscene Material</b>	<b>0</b>	<b>0</b>
<b>Robbery</b>	<b>0</b>	<b>0</b>
<b>Stolen Property Offenses</b>	<b>0</b>	<b>0</b>
<b>Weapon Law Violations</b>	<b>0</b>	<b>0</b>
<b>Kidnaping/Abduction</b>	<b>0</b>	<b>0</b>

GROUP A OFFENSES	Total # of Incidents	Total # of Clearances
<b>Larceny/Theft Offenses</b>	<b>57</b>	<b>0</b>
Theft - Pocket-picking	0	0
Theft - Purse Snatching	0	0
Theft - Shoplifting	0	0
Theft From Building	4	0
Theft From Coin Machine	0	0
Theft From Motor Vehicle	37	0
Theft of Motor Vehicle Parts	3	0
Theft - All Other Larceny	13	0
<b>Prostitution Offenses</b>	<b>0</b>	<b>0</b>
Prostitution	0	0
Prostitution Assisting/Promoting	0	0
<b>Sex Offenses, Forcible</b>	<b>1</b>	<b>0</b>
Forcible Rape	1	0
Forcible Sodomy	0	0
Sexual Assault W/Object	0	0
Forcible Fondling	0	0
<b>Sex Offenses, Non Forcible</b>	<b>0</b>	<b>0</b>
Incest	0	0
Statutory Rape	0	0

Reporting Agency: Nashville Metro Police Department



Crimes Against College Students as Reported by Local Agencies

**Bryan College - 2009**

GROUP A OFFENSES	Total # of Incidents	Total # of Clearances
<b>Arson</b>	0	0
<b>Assault</b>	0	0
Aggravated Assault	0	0
Simple Assault	0	0
Intimidation	0	0
Stalking	0	0
<b>Bribery</b>	0	0
<b>Burglary</b>	0	0
<b>Counterfeiting/Forgery</b>	0	0
<b>Destruction/Damage/Vandalism</b>	0	0
<b>Drug/Narcotic Offenses</b>	0	0
Drug/Narcotic Violations	0	0
Drug/Narcotic Equipment Violations	0	0
<b>Embezzlement</b>	0	0
<b>Extortion/Blackmail</b>	0	0
<b>Fraud Offenses</b>	0	0
Fraud - False Pretenses	0	0
Fraud - Credit Card/ATM	0	0
Fraud - Impersonation	0	0
Fraud - Welfare	0	0
Fraud - Wire	0	0
<b>Gambling Offenses</b>	0	0
Gambling - Betting/Wagering	0	0
Gambling - Operating/Promoting	0	0
Gambling - Equipment Violations	0	0
Gambling - Sports Tampering	0	0
<b>Homicide Offenses</b>	0	0
Murder	0	0
Negligent Manslaughter	0	0
<b>Motor Vehicle Theft</b>	0	0
<b>Pornography/Obscene Material</b>	0	0
<b>Robbery</b>	0	0
<b>Stolen Property Offenses</b>	0	0
<b>Weapon Law Violations</b>	0	0
<b>Kidnaping/Abduction</b>	0	0

GROUP A OFFENSES	Total # of Incidents	Total # of Clearances
<b>Larceny/Theft Offenses</b>	2	0
Theft - Pocket-picking	0	0
Theft - Purse Snatching	0	0
Theft - Shoplifting	0	0
Theft From Building	0	0
Theft From Coin Machine	0	0
Theft From Motor Vehicle	2	0
Theft of Motor Vehicle Parts	0	0
Theft - All Other Larceny	0	0
<b>Prostitution Offenses</b>	0	0
Prostitution	0	0
Prostitution Assisting/Promoting	0	0
<b>Sex Offenses, Forcible</b>	0	0
Forcible Rape	0	0
Forcible Sodomy	0	0
Sexual Assault W/Object	0	0
Forcible Fondling	0	0
<b>Sex Offenses, Non Forcible</b>	0	0
Incest	0	0
Statutory Rape	0	0

Reporting Agency: Dayton Police Department





Crimes Against College Students as Reported by Local Agencies

**Carson Newman College - 2009**

GROUP A OFFENSES	Total # of Incidents	Total # of Clearances
<b>Arson</b>	<b>0</b>	<b>0</b>
<b>Assault</b>	<b>1</b>	<b>0</b>
Aggravated Assault	0	0
Simple Assault	1	0
Intimidation	0	0
Stalking	0	0
<b>Bribery</b>	<b>0</b>	<b>0</b>
<b>Burglary</b>	<b>8</b>	<b>0</b>
<b>Counterfeiting/Forgery</b>	<b>0</b>	<b>0</b>
<b>Destruction/Damage/Vandalism</b>	<b>5</b>	<b>0</b>
<b>Drug/Narcotic Offenses</b>	<b>0</b>	<b>0</b>
Drug/Narcotic Violations	0	0
Drug/Narcotic Equipment Violations	0	0
<b>Embezzlement</b>	<b>0</b>	<b>0</b>
<b>Extortion/Blackmail</b>	<b>0</b>	<b>0</b>
<b>Fraud Offenses</b>	<b>0</b>	<b>0</b>
Fraud - False Pretenses	0	0
Fraud - Credit Card/ATM	0	0
Fraud - Impersonation	0	0
Fraud - Welfare	0	0
Fraud - Wire	0	0
<b>Gambling Offenses</b>	<b>0</b>	<b>0</b>
Gambling - Betting/Wagering	0	0
Gambling - Operating/Promoting	0	0
Gambling - Equipment Violations	0	0
Gambling - Sports Tampering	0	0
<b>Homicide Offenses</b>	<b>0</b>	<b>0</b>
Murder	0	0
Negligent Manslaughter	0	0
<b>Motor Vehicle Theft</b>	<b>0</b>	<b>0</b>
<b>Pornography/Obscene Material</b>	<b>0</b>	<b>0</b>
<b>Robbery</b>	<b>0</b>	<b>0</b>
<b>Stolen Property Offenses</b>	<b>0</b>	<b>0</b>
<b>Weapon Law Violations</b>	<b>0</b>	<b>0</b>
<b>Kidnaping/Abduction</b>	<b>0</b>	<b>0</b>

GROUP A OFFENSES	Total # of Incidents	Total # of Clearances
<b>Larceny/Theft Offenses</b>	<b>14</b>	<b>0</b>
Theft - Pocket-picking	0	0
Theft - Purse Snatching	0	0
Theft - Shoplifting	0	0
Theft From Building	8	0
Theft From Coin Machine	0	0
Theft From Motor Vehicle	4	0
Theft of Motor Vehicle Parts	1	0
Theft - All Other Larceny	1	0
<b>Prostitution Offenses</b>	<b>0</b>	<b>0</b>
Prostitution	0	0
Prostitution Assisting/Promoting	0	0
<b>Sex Offenses, Forcible</b>	<b>2</b>	<b>1</b>
Forcible Rape	2	1
Forcible Sodomy	0	0
Sexual Assault W/Object	0	0
Forcible Fondling	0	0
<b>Sex Offenses, Non Forcible</b>	<b>0</b>	<b>0</b>
Incest	0	0
Statutory Rape	0	0

Reporting Agency: Jefferson City Police Department



Crimes Against College Students as Reported by Local Agencies

**Chattanooga State Community College - 2009**

GROUP A OFFENSES	Total # of Incidents	Total # of Clearances
<b>Arson</b>	<b>0</b>	<b>0</b>
<b>Assault</b>	<b>6</b>	<b>3</b>
Aggravated Assault	1	1
Simple Assault	4	1
Intimidation	1	1
Stalking	0	0
<b>Bribery</b>	<b>0</b>	<b>0</b>
<b>Burglary</b>	<b>4</b>	<b>2</b>
<b>Counterfeiting/Forgery</b>	<b>0</b>	<b>0</b>
<b>Destruction/Damage/Vandalism</b>	<b>3</b>	<b>0</b>
<b>Drug/Narcotic Offenses</b>	<b>0</b>	<b>0</b>
Drug/Narcotic Violations	0	0
Drug/Narcotic Equipment Violations	0	0
<b>Embezzlement</b>	<b>0</b>	<b>0</b>
<b>Extortion/Blackmail</b>	<b>0</b>	<b>0</b>
<b>Fraud Offenses</b>	<b>0</b>	<b>0</b>
Fraud - False Pretenses	0	0
Fraud - Credit Card/ATM	0	0
Fraud - Impersonation	0	0
Fraud - Welfare	0	0
Fraud - Wire	0	0
<b>Gambling Offenses</b>	<b>0</b>	<b>0</b>
Gambling - Betting/Wagering	0	0
Gambling - Operating/Promoting	0	0
Gambling - Equipment Violations	0	0
Gambling - Sports Tampering	0	0
<b>Homicide Offenses</b>	<b>0</b>	<b>0</b>
Murder	0	0
Negligent Manslaughter	0	0
<b>Motor Vehicle Theft</b>	<b>0</b>	<b>0</b>
<b>Pornography/Obscene Material</b>	<b>0</b>	<b>0</b>
<b>Robbery</b>	<b>0</b>	<b>0</b>
<b>Stolen Property Offenses</b>	<b>0</b>	<b>0</b>
<b>Weapon Law Violations</b>	<b>0</b>	<b>0</b>
<b>Kidnaping/Abduction</b>	<b>0</b>	<b>0</b>

GROUP A OFFENSES	Total # of Incidents	Total # of Clearances
<b>Larceny/Theft Offenses</b>	<b>20</b>	<b>0</b>
Theft - Pocket-picking	0	0
Theft - Purse Snatching	0	0
Theft - Shoplifting	0	0
Theft From Building	1	0
Theft From Coin Machine	0	0
Theft From Motor Vehicle	15	0
Theft of Motor Vehicle Parts	3	0
Theft - All Other Larceny	1	0
<b>Prostitution Offenses</b>	<b>0</b>	<b>0</b>
Prostitution	0	0
Prostitution Assisting/Promoting	0	0
<b>Sex Offenses, Forcible</b>	<b>0</b>	<b>0</b>
Forcible Rape	0	0
Forcible Sodomy	0	0
Sexual Assault W/Object	0	0
Forcible Fondling	0	0
<b>Sex Offenses, Non Forcible</b>	<b>0</b>	<b>0</b>
Incest	0	0
Statutory Rape	0	0

Reporting Agency: Hamilton County Sheriff's Department  
 Chattanooga Police Department  
 University of Tennessee at Chattanooga



Crimes Against College Students as Reported by Local Agencies

**Christian Brothers University - 2009**

GROUP A OFFENSES	Total # of Incidents	Total # of Clearances
<b>Arson</b>	<b>0</b>	<b>0</b>
<b>Assault</b>	<b>28</b>	<b>7</b>
Aggravated Assault	4	2
Simple Assault	19	5
Intimidation	4	0
Stalking	1	0
<b>Bribery</b>	<b>0</b>	<b>0</b>
<b>Burglary</b>	<b>6</b>	<b>0</b>
<b>Counterfeiting/Forgery</b>	<b>0</b>	<b>0</b>
<b>Destruction/Damage/Vandalism</b>	<b>4</b>	<b>0</b>
<b>Drug/Narcotic Offenses</b>	<b>1</b>	<b>1</b>
Drug/Narcotic Violations	1	1
Drug/Narcotic Equipment Violations	0	0
<b>Embezzlement</b>	<b>0</b>	<b>0</b>
<b>Extortion/Blackmail</b>	<b>0</b>	<b>0</b>
<b>Fraud Offenses</b>	<b>3</b>	<b>2</b>
Fraud - False Pretenses	1	1
Fraud - Credit Card/ATM	0	0
Fraud - Impersonation	2	1
Fraud - Welfare	0	0
Fraud - Wire	0	0
<b>Gambling Offenses</b>	<b>0</b>	<b>0</b>
Gambling - Betting/Wagering	0	0
Gambling - Operating/Promoting	0	0
Gambling - Equipment Violations	0	0
Gambling - Sports Tampering	0	0
<b>Homicide Offenses</b>	<b>0</b>	<b>0</b>
Murder	0	0
Negligent Manslaughter	0	0
<b>Motor Vehicle Theft</b>	<b>2</b>	<b>0</b>
<b>Pornography/Obscene Material</b>	<b>0</b>	<b>0</b>
<b>Robbery</b>	<b>1</b>	<b>1</b>
<b>Stolen Property Offenses</b>	<b>0</b>	<b>0</b>
<b>Weapon Law Violations</b>	<b>1</b>	<b>1</b>
<b>Kidnaping/Abduction</b>	<b>0</b>	<b>0</b>

GROUP A OFFENSES	Total # of Incidents	Total # of Clearances
<b>Larceny/Theft Offenses</b>	<b>21</b>	<b>0</b>
Theft - Pocket-picking	1	0
Theft - Purse Snatching	0	0
Theft - Shoplifting	1	0
Theft From Building	1	0
Theft From Coin Machine	0	0
Theft From Motor Vehicle	7	0
Theft of Motor Vehicle Parts	6	0
Theft - All Other Larceny	5	0
<b>Prostitution Offenses</b>	<b>0</b>	<b>0</b>
Prostitution	0	0
Prostitution Assisting/Promoting	0	0
<b>Sex Offenses, Forcible</b>	<b>1</b>	<b>1</b>
Forcible Rape	1	1
Forcible Sodomy	0	0
Sexual Assault W/Object	0	0
Forcible Fondling	0	0
<b>Sex Offenses, Non Forcible</b>	<b>0</b>	<b>0</b>
Incest	0	0
Statutory Rape	0	0

Reporting Agency: Shelby County Sheriff's Department  
 Memphis Police Department



Crimes Against College Students as Reported by Local Agencies

**Crichton College - 2009**

GROUP A OFFENSES	Total # of Incidents	Total # of Clearances
<b>Arson</b>	0	0
<b>Assault</b>	6	1
Aggravated Assault	0	0
Simple Assault	4	1
Intimidation	2	0
Stalking	0	0
<b>Bribery</b>	0	0
<b>Burglary</b>	5	0
<b>Counterfeiting/Forgery</b>	0	0
<b>Destruction/Damage/Vandalism</b>	4	0
<b>Drug/Narcotic Offenses</b>	0	0
Drug/Narcotic Violations	0	0
Drug/Narcotic Equipment Violations	0	0
<b>Embezzlement</b>	0	0
<b>Extortion/Blackmail</b>	0	0
<b>Fraud Offenses</b>	0	0
Fraud - False Pretenses	0	0
Fraud - Credit Card/ATM	0	0
Fraud - Impersonation	0	0
Fraud - Welfare	0	0
Fraud - Wire	0	0
<b>Gambling Offenses</b>	0	0
Gambling - Betting/Wagering	0	0
Gambling - Operating/Promoting	0	0
Gambling - Equipment Violations	0	0
Gambling - Sports Tampering	0	0
<b>Homicide Offenses</b>	0	0
Murder	0	0
Negligent Manslaughter	0	0
<b>Motor Vehicle Theft</b>	2	0
<b>Pornography/Obscene Material</b>	0	0
<b>Robbery</b>	1	0
<b>Stolen Property Offenses</b>	0	0
<b>Weapon Law Violations</b>	0	0
<b>Kidnaping/Abduction</b>	0	0

GROUP A OFFENSES	Total # of Incidents	Total # of Clearances
<b>Larceny/Theft Offenses</b>	6	0
Theft - Pocket-picking	0	0
Theft - Purse Snatching	0	0
Theft - Shoplifting	0	0
Theft From Building	0	0
Theft From Coin Machine	0	0
Theft From Motor Vehicle	2	0
Theft of Motor Vehicle Parts	3	0
Theft - All Other Larceny	1	0
<b>Prostitution Offenses</b>	0	0
Prostitution	0	0
Prostitution Assisting/Promoting	0	0
<b>Sex Offenses, Forcible</b>	0	0
Forcible Rape	0	0
Forcible Sodomy	0	0
Sexual Assault W/Object	0	0
Forcible Fondling	0	0
<b>Sex Offenses, Non Forcible</b>	0	0
Incest	0	0
Statutory Rape	0	0

Reporting Agency: Shelby County Sheriff's Department  
 Memphis Police Department



Crimes Against College Students as Reported by Local Agencies

**East Tennessee State University - 2009**

GROUP A OFFENSES	Total # of Incidents	Total # of Clearances
<b>Arson</b>	<b>0</b>	<b>0</b>
<b>Assault</b>	<b>22</b>	<b>17</b>
Aggravated Assault	3	1
Simple Assault	17	15
Intimidation	2	1
Stalking	0	0
<b>Bribery</b>	<b>0</b>	<b>0</b>
<b>Burglary</b>	<b>19</b>	<b>5</b>
<b>Counterfeiting/Forgery</b>	<b>3</b>	<b>3</b>
<b>Destruction/Damage/Vandalism</b>	<b>17</b>	<b>1</b>
<b>Drug/Narcotic Offenses</b>	<b>0</b>	<b>0</b>
Drug/Narcotic Violations	0	0
Drug/Narcotic Equipment Violations	0	0
<b>Embezzlement</b>	<b>0</b>	<b>0</b>
<b>Extortion/Blackmail</b>	<b>0</b>	<b>0</b>
<b>Fraud Offenses</b>	<b>11</b>	<b>4</b>
Fraud - False Pretenses	2	1
Fraud - Credit Card/ATM	8	3
Fraud - Impersonation	1	0
Fraud - Welfare	0	0
Fraud - Wire	0	0
<b>Gambling Offenses</b>	<b>0</b>	<b>0</b>
Gambling - Betting/Wagering	0	0
Gambling - Operating/Promoting	0	0
Gambling - Equipment Violations	0	0
Gambling - Sports Tampering	0	0
<b>Homicide Offenses</b>	<b>0</b>	<b>0</b>
Murder	0	0
Negligent Manslaughter	0	0
<b>Motor Vehicle Theft</b>	<b>4</b>	<b>1</b>
<b>Pornography/Obscene Material</b>	<b>0</b>	<b>0</b>
<b>Robbery</b>	<b>2</b>	<b>0</b>
<b>Stolen Property Offenses</b>	<b>0</b>	<b>0</b>
<b>Weapon Law Violations</b>	<b>0</b>	<b>0</b>
<b>Kidnaping/Abduction</b>	<b>0</b>	<b>0</b>

GROUP A OFFENSES	Total # of Incidents	Total # of Clearances
<b>Larceny/Theft Offenses</b>	<b>49</b>	<b>12</b>
Theft - Pocket-picking	0	0
Theft - Purse Snatching	0	0
Theft - Shoplifting	0	0
Theft From Building	9	4
Theft From Coin Machine	0	0
Theft From Motor Vehicle	24	5
Theft of Motor Vehicle Parts	9	2
Theft - All Other Larceny	7	1
<b>Prostitution Offenses</b>	<b>0</b>	<b>0</b>
Prostitution	0	0
Prostitution Assisting/Promoting	0	0
<b>Sex Offenses, Forcible</b>	<b>0</b>	<b>0</b>
Forcible Rape	0	0
Forcible Sodomy	0	0
Sexual Assault W/Object	0	0
Forcible Fondling	0	0
<b>Sex Offenses, Non Forcible</b>	<b>0</b>	<b>0</b>
Incest	0	0
Statutory Rape	0	0

Reporting Agency: Washington County Sheriff's Department  
 Johnson City Police Department



Crimes Against College Students as Reported by Local Agencies

**Fisk University - 2009**

GROUP A OFFENSES	Total # of Incidents	Total # of Clearances
<b>Arson</b>	0	0
<b>Assault</b>	5	2
Aggravated Assault	0	0
Simple Assault	5	2
Intimidation	0	0
Stalking	0	0
<b>Bribery</b>	0	0
<b>Burglary</b>	2	0
<b>Counterfeiting/Forgery</b>	0	0
<b>Destruction/Damage/Vandalism</b>	2	1
<b>Drug/Narcotic Offenses</b>	0	0
Drug/Narcotic Violations	0	0
Drug/Narcotic Equipment Violations	0	0
<b>Embezzlement</b>	0	0
<b>Extortion/Blackmail</b>	0	0
<b>Fraud Offenses</b>	0	0
Fraud - False Pretenses	0	0
Fraud - Credit Card/ATM	0	0
Fraud - Impersonation	0	0
Fraud - Welfare	0	0
Fraud - Wire	0	0
<b>Gambling Offenses</b>	0	0
Gambling - Betting/Wagering	0	0
Gambling - Operating/Promoting	0	0
Gambling - Equipment Violations	0	0
Gambling - Sports Tampering	0	0
<b>Homicide Offenses</b>	0	0
Murder	0	0
Negligent Manslaughter	0	0
<b>Motor Vehicle Theft</b>	3	0
<b>Pornography/Obscene Material</b>	0	0
<b>Robbery</b>	3	0
<b>Stolen Property Offenses</b>	0	0
<b>Weapon Law Violations</b>	0	0
<b>Kidnaping/Abduction</b>	0	0

GROUP A OFFENSES	Total # of Incidents	Total # of Clearances
<b>Larceny/Theft Offenses</b>	7	2
Theft - Pocket-picking	0	0
Theft - Purse Snatching	0	0
Theft - Shoplifting	0	0
Theft From Building	0	0
Theft From Coin Machine	0	0
Theft From Motor Vehicle	3	0
Theft of Motor Vehicle Parts	2	0
Theft - All Other Larceny	2	2
<b>Prostitution Offenses</b>	0	0
Prostitution	0	0
Prostitution Assisting/Promoting	0	0
<b>Sex Offenses, Forcible</b>	0	0
Forcible Rape	0	0
Forcible Sodomy	0	0
Sexual Assault W/Object	0	0
Forcible Fondling	0	0
<b>Sex Offenses, Non Forcible</b>	0	0
Incest	0	0
Statutory Rape	0	0

Reporting Agency: Nashville Metro Police Department



Crimes Against College Students as Reported by Local Agencies

**Free-Will Baptist Bible College - 2009**

GROUP A OFFENSES	Total # of Incidents	Total # of Clearances
<b>Arson</b>	0	0
<b>Assault</b>	0	0
Aggravated Assault	0	0
Simple Assault	0	0
Intimidation	0	0
Stalking	0	0
<b>Bribery</b>	0	0
<b>Burglary</b>	0	0
<b>Counterfeiting/Forgery</b>	0	0
<b>Destruction/Damage/Vandalism</b>	0	0
<b>Drug/Narcotic Offenses</b>	0	0
Drug/Narcotic Violations	0	0
Drug/Narcotic Equipment Violations	0	0
<b>Embezzlement</b>	0	0
<b>Extortion/Blackmail</b>	0	0
<b>Fraud Offenses</b>	1	0
Fraud - False Pretenses	0	0
Fraud - Credit Card/ATM	1	0
Fraud - Impersonation	0	0
Fraud - Welfare	0	0
Fraud - Wire	0	0
<b>Gambling Offenses</b>	0	0
Gambling - Betting/Wagering	0	0
Gambling - Operating/Promoting	0	0
Gambling - Equipment Violations	0	0
Gambling - Sports Tampering	0	0
<b>Homicide Offenses</b>	0	0
Murder	0	0
Negligent Manslaughter	0	0
<b>Motor Vehicle Theft</b>	0	0
<b>Pornography/Obscene Material</b>	0	0
<b>Robbery</b>	0	0
<b>Stolen Property Offenses</b>	0	0
<b>Weapon Law Violations</b>	0	0
<b>Kidnaping/Abduction</b>	0	0

GROUP A OFFENSES	Total # of Incidents	Total # of Clearances
<b>Larceny/Theft Offenses</b>	0	0
Theft - Pocket-picking	0	0
Theft - Purse Snatching	0	0
Theft - Shoplifting	0	0
Theft From Building	0	0
Theft From Coin Machine	0	0
Theft From Motor Vehicle	0	0
Theft of Motor Vehicle Parts	0	0
Theft - All Other Larceny	0	0
<b>Prostitution Offenses</b>	0	0
Prostitution	0	0
Prostitution Assisting/Promoting	0	0
<b>Sex Offenses, Forcible</b>	0	0
Forcible Rape	0	0
Forcible Sodomy	0	0
Sexual Assault W/Object	0	0
Forcible Fondling	0	0
<b>Sex Offenses, Non Forcible</b>	0	0
Incest	0	0
Statutory Rape	0	0

Reporting Agency: Nashville Metro Police Department



Crimes Against College Students as Reported by Local Agencies  
**Harding University Graduate School of Religion - 2009**

GROUP A OFFENSES	Total # of Incidents	Total # of Clearances
<b>Arson</b>	0	0
<b>Assault</b>	1	0
Aggravated Assault	0	0
Simple Assault	1	0
Intimidation	0	0
Stalking	0	0
<b>Bribery</b>	0	0
<b>Burglary</b>	0	0
<b>Counterfeiting/Forgery</b>	0	0
<b>Destruction/Damage/Vandalism</b>	1	0
<b>Drug/Narcotic Offenses</b>	0	0
Drug/Narcotic Violations	0	0
Drug/Narcotic Equipment Violations	0	0
<b>Embezzlement</b>	0	0
<b>Extortion/Blackmail</b>	0	0
<b>Fraud Offenses</b>	0	0
Fraud - False Pretenses	0	0
Fraud - Credit Card/ATM	0	0
Fraud - Impersonation	0	0
Fraud - Welfare	0	0
Fraud - Wire	0	0
<b>Gambling Offenses</b>	0	0
Gambling - Betting/Wagering	0	0
Gambling - Operating/Promoting	0	0
Gambling - Equipment Violations	0	0
Gambling - Sports Tampering	0	0
<b>Homicide Offenses</b>	0	0
Murder	0	0
Negligent Manslaughter	0	0
<b>Motor Vehicle Theft</b>	0	0
<b>Pornography/Obscene Material</b>	0	0
<b>Robbery</b>	0	0
<b>Stolen Property Offenses</b>	0	0
<b>Weapon Law Violations</b>	0	0
<b>Kidnaping/Abduction</b>	0	0

GROUP A OFFENSES	Total # of Incidents	Total # of Clearances
<b>Larceny/Theft Offenses</b>	0	0
Theft - Pocket-picking	0	0
Theft - Purse Snatching	0	0
Theft - Shoplifting	0	0
Theft From Building	0	0
Theft From Coin Machine	0	0
Theft From Motor Vehicle	0	0
Theft of Motor Vehicle Parts	0	0
Theft - All Other Larceny	0	0
<b>Prostitution Offenses</b>	0	0
Prostitution	0	0
Prostitution Assisting/Promoting	0	0
<b>Sex Offenses, Forcible</b>	0	0
Forcible Rape	0	0
Forcible Sodomy	0	0
Sexual Assault W/Object	0	0
Forcible Fondling	0	0
<b>Sex Offenses, Non Forcible</b>	0	0
Incest	0	0
Statutory Rape	0	0

Reporting Agency: Memphis Police Department





Crimes Against College Students as Reported by Local Agencies

Hiwassee College - 2009

GROUP A OFFENSES	Total # of Incidents	Total # of Clearances
<b>Arson</b>	0	0
<b>Assault</b>	0	0
Aggravated Assault	0	0
Simple Assault	0	0
Intimidation	0	0
Stalking	0	0
<b>Bribery</b>	0	0
<b>Burglary</b>	1	0
<b>Counterfeiting/Forgery</b>	0	0
<b>Destruction/Damage/Vandalism</b>	0	0
<b>Drug/Narcotic Offenses</b>	0	0
Drug/Narcotic Violations	0	0
Drug/Narcotic Equipment Violations	0	0
<b>Embezzlement</b>	0	0
<b>Extortion/Blackmail</b>	0	0
<b>Fraud Offenses</b>	0	0
Fraud - False Pretenses	0	0
Fraud - Credit Card/ATM	0	0
Fraud - Impersonation	0	0
Fraud - Welfare	0	0
Fraud - Wire	0	0
<b>Gambling Offenses</b>	0	0
Gambling - Betting/Wagering	0	0
Gambling - Operating/Promoting	0	0
Gambling - Equipment Violations	0	0
Gambling - Sports Tampering	0	0
<b>Homicide Offenses</b>	0	0
Murder	0	0
Negligent Manslaughter	0	0
<b>Motor Vehicle Theft</b>	0	0
<b>Pornography/Obscene Material</b>	0	0
<b>Robbery</b>	0	0
<b>Stolen Property Offenses</b>	0	0
<b>Weapon Law Violations</b>	0	0
<b>Kidnaping/Abduction</b>	0	0

GROUP A OFFENSES	Total # of Incidents	Total # of Clearances
<b>Larceny/Theft Offenses</b>	0	0
Theft - Pocket-picking	0	0
Theft - Purse Snatching	0	0
Theft - Shoplifting	0	0
Theft From Building	0	0
Theft From Coin Machine	0	0
Theft From Motor Vehicle	0	0
Theft of Motor Vehicle Parts	0	0
Theft - All Other Larceny	0	0
<b>Prostitution Offenses</b>	0	0
Prostitution	0	0
Prostitution Assisting/Promoting	0	0
<b>Sex Offenses, Forcible</b>	0	0
Forcible Rape	0	0
Forcible Sodomy	0	0
Sexual Assault W/Object	0	0
Forcible Fondling	0	0
<b>Sex Offenses, Non Forcible</b>	0	0
Incest	0	0
Statutory Rape	0	0

Reporting Agency: Monroe County Sheriff's Department



Crimes Against College Students as Reported by Local Agencies

John A. Gupton College - 2009

GROUP A OFFENSES	Total # of Incidents	Total # of Clearances
<b>Arson</b>	0	0
<b>Assault</b>	1	1
Aggravated Assault	0	0
Simple Assault	0	0
Intimidation	1	1
Stalking	0	0
<b>Bribery</b>	0	0
<b>Burglary</b>	0	0
<b>Counterfeiting/Forgery</b>	0	0
<b>Destruction/Damage/Vandalism</b>	0	0
<b>Drug/Narcotic Offenses</b>	0	0
Drug/Narcotic Violations	0	0
Drug/Narcotic Equipment Violations	0	0
<b>Embezzlement</b>	0	0
<b>Extortion/Blackmail</b>	0	0
<b>Fraud Offenses</b>	0	0
Fraud - False Pretenses	0	0
Fraud - Credit Card/ATM	0	0
Fraud - Impersonation	0	0
Fraud - Welfare	0	0
Fraud - Wire	0	0
<b>Gambling Offenses</b>	0	0
Gambling - Betting/Wagering	0	0
Gambling - Operating/Promoting	0	0
Gambling - Equipment Violations	0	0
Gambling - Sports Tampering	0	0
<b>Homicide Offenses</b>	0	0
Murder	0	0
Negligent Manslaughter	0	0
<b>Motor Vehicle Theft</b>	0	0
<b>Pornography/Obscene Material</b>	0	0
<b>Robbery</b>	0	0
<b>Stolen Property Offenses</b>	0	0
<b>Weapon Law Violations</b>	0	0
<b>Kidnaping/Abduction</b>	0	0

GROUP A OFFENSES	Total # of Incidents	Total # of Clearances
<b>Larceny/Theft Offenses</b>	0	0
Theft - Pocket-picking	0	0
Theft - Purse Snatching	0	0
Theft - Shoplifting	0	0
Theft From Building	0	0
Theft From Coin Machine	0	0
Theft From Motor Vehicle	0	0
Theft of Motor Vehicle Parts	0	0
Theft - All Other Larceny	0	0
<b>Prostitution Offenses</b>	0	0
Prostitution	0	0
Prostitution Assisting/Promoting	0	0
<b>Sex Offenses, Forcible</b>	0	0
Forcible Rape	0	0
Forcible Sodomy	0	0
Sexual Assault W/Object	0	0
Forcible Fondling	0	0
<b>Sex Offenses, Non Forcible</b>	0	0
Incest	0	0
Statutory Rape	0	0

Reporting Agency: Nashville Metro Police Department



Crimes Against College Students as Reported by Local Agencies

Lemoyne-Owen College - 2009

GROUP A OFFENSES	Total # of Incidents	Total # of Clearances
<b>Arson</b>	0	0
<b>Assault</b>	13	1
Aggravated Assault	3	0
Simple Assault	7	1
Intimidation	3	0
Stalking	0	0
<b>Bribery</b>	0	0
<b>Burglary</b>	5	0
<b>Counterfeiting/Forgery</b>	0	0
<b>Destruction/Damage/Vandalism</b>	4	0
<b>Drug/Narcotic Offenses</b>	0	0
Drug/Narcotic Violations	0	0
Drug/Narcotic Equipment Violations	0	0
<b>Embezzlement</b>	0	0
<b>Extortion/Blackmail</b>	0	0
<b>Fraud Offenses</b>	1	0
Fraud - False Pretenses	0	0
Fraud - Credit Card/ATM	1	0
Fraud - Impersonation	0	0
Fraud - Welfare	0	0
Fraud - Wire	0	0
<b>Gambling Offenses</b>	0	0
Gambling - Betting/Wagering	0	0
Gambling - Operating/Promoting	0	0
Gambling - Equipment Violations	0	0
Gambling - Sports Tampering	0	0
<b>Homicide Offenses</b>	0	0
Murder	0	0
Negligent Manslaughter	0	0
<b>Motor Vehicle Theft</b>	0	0
<b>Pornography/Obscene Material</b>	0	0
<b>Robbery</b>	2	0
<b>Stolen Property Offenses</b>	0	0
<b>Weapon Law Violations</b>	0	0
<b>Kidnaping/Abduction</b>	0	0

GROUP A OFFENSES	Total # of Incidents	Total # of Clearances
<b>Larceny/Theft Offenses</b>	12	1
Theft - Pocket-picking	0	0
Theft - Purse Snatching	0	0
Theft - Shoplifting	0	0
Theft From Building	0	0
Theft From Coin Machine	0	0
Theft From Motor Vehicle	8	1
Theft of Motor Vehicle Parts	3	0
Theft - All Other Larceny	1	0
<b>Prostitution Offenses</b>	0	0
Prostitution	0	0
Prostitution Assisting/Promoting	0	0
<b>Sex Offenses, Forcible</b>	0	0
Forcible Rape	0	0
Forcible Sodomy	0	0
Sexual Assault W/Object	0	0
Forcible Fondling	0	0
<b>Sex Offenses, Non Forcible</b>	0	0
Incest	0	0
Statutory Rape	0	0

Reporting Agency: Shelby County Sheriff's Department  
 Collierville Police Department  
 Memphis Police Department



Crimes Against College Students as Reported by Local Agencies

Lipscomb University - 2009

GROUP A OFFENSES	Total # of Incidents	Total # of Clearances
<b>Arson</b>	0	0
<b>Assault</b>	2	1
Aggravated Assault	0	0
Simple Assault	2	1
Intimidation	0	0
Stalking	0	0
<b>Bribery</b>	0	0
<b>Burglary</b>	1	0
<b>Counterfeiting/Forgery</b>	0	0
<b>Destruction/Damage/Vandalism</b>	2	0
<b>Drug/Narcotic Offenses</b>	0	0
Drug/Narcotic Violations	0	0
Drug/Narcotic Equipment Violations	0	0
<b>Embezzlement</b>	0	0
<b>Extortion/Blackmail</b>	0	0
<b>Fraud Offenses</b>	0	0
Fraud - False Pretenses	0	0
Fraud - Credit Card/ATM	0	0
Fraud - Impersonation	0	0
Fraud - Welfare	0	0
Fraud - Wire	0	0
<b>Gambling Offenses</b>	0	0
Gambling - Betting/Wagering	0	0
Gambling - Operating/Promoting	0	0
Gambling - Equipment Violations	0	0
Gambling - Sports Tampering	0	0
<b>Homicide Offenses</b>	0	0
Murder	0	0
Negligent Manslaughter	0	0
<b>Motor Vehicle Theft</b>	0	0
<b>Pornography/Obscene Material</b>	0	0
<b>Robbery</b>	0	0
<b>Stolen Property Offenses</b>	0	0
<b>Weapon Law Violations</b>	0	0
<b>Kidnaping/Abduction</b>	0	0

GROUP A OFFENSES	Total # of Incidents	Total # of Clearances
<b>Larceny/Theft Offenses</b>	13	1
Theft - Pocket-picking	0	0
Theft - Purse Snatching	0	0
Theft - Shoplifting	0	0
Theft From Building	1	0
Theft From Coin Machine	0	0
Theft From Motor Vehicle	7	0
Theft of Motor Vehicle Parts	0	0
Theft - All Other Larceny	5	1
<b>Prostitution Offenses</b>	0	0
Prostitution	0	0
Prostitution Assisting/Promoting	0	0
<b>Sex Offenses, Forcible</b>	1	1
Forcible Rape	1	1
Forcible Sodomy	0	0
Sexual Assault W/Object	0	0
Forcible Fondling	0	0
<b>Sex Offenses, Non Forcible</b>	0	0
Incest	0	0
Statutory Rape	0	0

Reporting Agency: Nashville Metro Police Department



Crimes Against College Students as Reported by Local Agencies

**Martin Methodist College - 2009**

GROUP A OFFENSES	Total # of Incidents	Total # of Clearances
<b>Arson</b>	0	0
<b>Assault</b>	0	0
Aggravated Assault	0	0
Simple Assault	0	0
Intimidation	0	0
Stalking	0	0
<b>Bribery</b>	0	0
<b>Burglary</b>	0	0
<b>Counterfeiting/Forgery</b>	0	0
<b>Destruction/Damage/Vandalism</b>	0	0
<b>Drug/Narcotic Offenses</b>	0	0
Drug/Narcotic Violations	0	0
Drug/Narcotic Equipment Violations	0	0
<b>Embezzlement</b>	0	0
<b>Extortion/Blackmail</b>	0	0
<b>Fraud Offenses</b>	0	0
Fraud - False Pretenses	0	0
Fraud - Credit Card/ATM	0	0
Fraud - Impersonation	0	0
Fraud - Welfare	0	0
Fraud - Wire	0	0
<b>Gambling Offenses</b>	0	0
Gambling - Betting/Wagering	0	0
Gambling - Operating/Promoting	0	0
Gambling - Equipment Violations	0	0
Gambling - Sports Tampering	0	0
<b>Homicide Offenses</b>	0	0
Murder	0	0
Negligent Manslaughter	0	0
<b>Motor Vehicle Theft</b>	0	0
<b>Pornography/Obscene Material</b>	0	0
<b>Robbery</b>	0	0
<b>Stolen Property Offenses</b>	0	0
<b>Weapon Law Violations</b>	0	0
<b>Kidnaping/Abduction</b>	0	0

GROUP A OFFENSES	Total # of Incidents	Total # of Clearances
<b>Larceny/Theft Offenses</b>	0	0
Theft - Pocket-picking	0	0
Theft - Purse Snatching	0	0
Theft - Shoplifting	0	0
Theft From Building	0	0
Theft From Coin Machine	0	0
Theft From Motor Vehicle	0	0
Theft of Motor Vehicle Parts	0	0
Theft - All Other Larceny	0	0
<b>Prostitution Offenses</b>	0	0
Prostitution	0	0
Prostitution Assisting/Promoting	0	0
<b>Sex Offenses, Forcible</b>	1	0
Forcible Rape	1	0
Forcible Sodomy	0	0
Sexual Assault W/Object	0	0
Forcible Fondling	0	0
<b>Sex Offenses, Non Forcible</b>	0	0
Incest	0	0
Statutory Rape	0	0

Reporting Agency: Pulaski Police Department



Crimes Against College Students as Reported by Local Agencies

**Meharry Medical College - 2009**

GROUP A OFFENSES	Total # of Incidents	Total # of Clearances
<b>Arson</b>	<b>0</b>	<b>0</b>
<b>Assault</b>	<b>5</b>	<b>4</b>
Aggravated Assault	0	0
Simple Assault	3	2
Intimidation	2	2
Stalking	0	0
<b>Bribery</b>	<b>0</b>	<b>0</b>
<b>Burglary</b>	<b>3</b>	<b>0</b>
<b>Counterfeiting/Forgery</b>	<b>0</b>	<b>0</b>
<b>Destruction/Damage/Vandalism</b>	<b>6</b>	<b>0</b>
<b>Drug/Narcotic Offenses</b>	<b>0</b>	<b>0</b>
Drug/Narcotic Violations	0	0
Drug/Narcotic Equipment Violations	0	0
<b>Embezzlement</b>	<b>0</b>	<b>0</b>
<b>Extortion/Blackmail</b>	<b>0</b>	<b>0</b>
<b>Fraud Offenses</b>	<b>1</b>	<b>0</b>
Fraud - False Pretenses	0	0
Fraud - Credit Card/ATM	1	0
Fraud - Impersonation	0	0
Fraud - Welfare	0	0
Fraud - Wire	0	0
<b>Gambling Offenses</b>	<b>0</b>	<b>0</b>
Gambling - Betting/Wagering	0	0
Gambling - Operating/Promoting	0	0
Gambling - Equipment Violations	0	0
Gambling - Sports Tampering	0	0
<b>Homicide Offenses</b>	<b>0</b>	<b>0</b>
Murder	0	0
Negligent Manslaughter	0	0
<b>Motor Vehicle Theft</b>	<b>3</b>	<b>0</b>
<b>Pornography/Obscene Material</b>	<b>0</b>	<b>0</b>
<b>Robbery</b>	<b>0</b>	<b>0</b>
<b>Stolen Property Offenses</b>	<b>0</b>	<b>0</b>
<b>Weapon Law Violations</b>	<b>0</b>	<b>0</b>
<b>Kidnaping/Abduction</b>	<b>0</b>	<b>0</b>

GROUP A OFFENSES	Total # of Incidents	Total # of Clearances
<b>Larceny/Theft Offenses</b>	<b>19</b>	<b>2</b>
Theft - Pocket-picking	0	0
Theft - Purse Snatching	0	0
Theft - Shoplifting	0	0
Theft From Building	0	0
Theft From Coin Machine	0	0
Theft From Motor Vehicle	11	1
Theft of Motor Vehicle Parts	4	0
Theft - All Other Larceny	4	1
<b>Prostitution Offenses</b>	<b>0</b>	<b>0</b>
Prostitution	0	0
Prostitution Assisting/Promoting	0	0
<b>Sex Offenses, Forcible</b>	<b>0</b>	<b>0</b>
Forcible Rape	0	0
Forcible Sodomy	0	0
Sexual Assault W/Object	0	0
Forcible Fondling	0	0
<b>Sex Offenses, Non Forcible</b>	<b>0</b>	<b>0</b>
Incest	0	0
Statutory Rape	0	0

Reporting Agency: Nashville Metro Police Department



**Memphis College of Art - 2009**

GROUP A OFFENSES	Total # of Incidents	Total # of Clearances
<b>Arson</b>	0	0
<b>Assault</b>	2	0
Aggravated Assault	1	0
Simple Assault	1	0
Intimidation	0	0
Stalking	0	0
<b>Bribery</b>	0	0
<b>Burglary</b>	2	0
<b>Counterfeiting/Forgery</b>	0	0
<b>Destruction/Damage/Vandalism</b>	0	0
<b>Drug/Narcotic Offenses</b>	0	0
Drug/Narcotic Violations	0	0
Drug/Narcotic Equipment Violations	0	0
<b>Embezzlement</b>	0	0
<b>Extortion/Blackmail</b>	0	0
<b>Fraud Offenses</b>	0	0
Fraud - False Pretenses	0	0
Fraud - Credit Card/ATM	0	0
Fraud - Impersonation	0	0
Fraud - Welfare	0	0
Fraud - Wire	0	0
<b>Gambling Offenses</b>	0	0
Gambling - Betting/Wagering	0	0
Gambling - Operating/Promoting	0	0
Gambling - Equipment Violations	0	0
Gambling - Sports Tampering	0	0
<b>Homicide Offenses</b>	0	0
Murder	0	0
Negligent Manslaughter	0	0
<b>Motor Vehicle Theft</b>	0	0
<b>Pornography/Obscene Material</b>	0	0
<b>Robbery</b>	2	0
<b>Stolen Property Offenses</b>	0	0
<b>Weapon Law Violations</b>	0	0
<b>Kidnaping/Abduction</b>	0	0

GROUP A OFFENSES	Total # of Incidents	Total # of Clearances
<b>Larceny/Theft Offenses</b>	6	0
Theft - Pocket-picking	0	0
Theft - Purse Snatching	0	0
Theft - Shoplifting	0	0
Theft From Building	0	0
Theft From Coin Machine	0	0
Theft From Motor Vehicle	4	0
Theft of Motor Vehicle Parts	2	0
Theft - All Other Larceny	0	0
<b>Prostitution Offenses</b>	0	0
Prostitution	0	0
Prostitution Assisting/Promoting	0	0
<b>Sex Offenses, Forcible</b>	0	0
Forcible Rape	0	0
Forcible Sodomy	0	0
Sexual Assault W/Object	0	0
Forcible Fondling	0	0
<b>Sex Offenses, Non Forcible</b>	0	0
Incest	0	0
Statutory Rape	0	0

Reporting Agency: Shelby County Sheriff's Department  
 Memphis Police Department



**Memphis Theological Seminary - 2009**

GROUP A OFFENSES	Total # of Incidents	Total # of Clearances
<b>Arson</b>	0	0
<b>Assault</b>	1	0
Aggravated Assault	0	0
Simple Assault	0	0
Intimidation	1	0
Stalking	0	0
<b>Bribery</b>	0	0
<b>Burglary</b>	0	0
<b>Counterfeiting/Forgery</b>	0	0
<b>Destruction/Damage/Vandalism</b>	1	0
<b>Drug/Narcotic Offenses</b>	0	0
Drug/Narcotic Violations	0	0
Drug/Narcotic Equipment Violations	0	0
<b>Embezzlement</b>	0	0
<b>Extortion/Blackmail</b>	0	0
<b>Fraud Offenses</b>	0	0
Fraud - False Pretenses	0	0
Fraud - Credit Card/ATM	0	0
Fraud - Impersonation	0	0
Fraud - Welfare	0	0
Fraud - Wire	0	0
<b>Gambling Offenses</b>	0	0
Gambling - Betting/Wagering	0	0
Gambling - Operating/Promoting	0	0
Gambling - Equipment Violations	0	0
Gambling - Sports Tampering	0	0
<b>Homicide Offenses</b>	0	0
Murder	0	0
Negligent Manslaughter	0	0
<b>Motor Vehicle Theft</b>	0	0
<b>Pornography/Obscene Material</b>	0	0
<b>Robbery</b>	0	0
<b>Stolen Property Offenses</b>	0	0
<b>Weapon Law Violations</b>	0	0
<b>Kidnaping/Abduction</b>	0	0

GROUP A OFFENSES	Total # of Incidents	Total # of Clearances
<b>Larceny/Theft Offenses</b>	2	0
Theft - Pocket-picking	0	0
Theft - Purse Snatching	0	0
Theft - Shoplifting	0	0
Theft From Building	0	0
Theft From Coin Machine	0	0
Theft From Motor Vehicle	1	0
Theft of Motor Vehicle Parts	0	0
Theft - All Other Larceny	1	0
<b>Prostitution Offenses</b>	0	0
Prostitution	0	0
Prostitution Assisting/Promoting	0	0
<b>Sex Offenses, Forcible</b>	0	0
Forcible Rape	0	0
Forcible Sodomy	0	0
Sexual Assault W/Object	0	0
Forcible Fondling	0	0
<b>Sex Offenses, Non Forcible</b>	0	0
Incest	0	0
Statutory Rape	0	0

Reporting Agency: Memphis Police Department





Crimes Against College Students as Reported by Local Agencies

Mid-America Baptist Theological Seminary - 2009

GROUP A OFFENSES	Total # of Incidents	Total # of Clearances
<b>Arson</b>	0	0
<b>Assault</b>	1	0
Aggravated Assault	0	0
Simple Assault	0	0
Intimidation	1	0
Stalking	0	0
<b>Bribery</b>	0	0
<b>Burglary</b>	2	0
<b>Counterfeiting/Forgery</b>	0	0
<b>Destruction/Damage/Vandalism</b>	0	0
<b>Drug/Narcotic Offenses</b>	0	0
Drug/Narcotic Violations	0	0
Drug/Narcotic Equipment Violations	0	0
<b>Embezzlement</b>	0	0
<b>Extortion/Blackmail</b>	0	0
<b>Fraud Offenses</b>	0	0
Fraud - False Pretenses	0	0
Fraud - Credit Card/ATM	0	0
Fraud - Impersonation	0	0
Fraud - Welfare	0	0
Fraud - Wire	0	0
<b>Gambling Offenses</b>	0	0
Gambling - Betting/Wagering	0	0
Gambling - Operating/Promoting	0	0
Gambling - Equipment Violations	0	0
Gambling - Sports Tampering	0	0
<b>Homicide Offenses</b>	0	0
Murder	0	0
Negligent Manslaughter	0	0
<b>Motor Vehicle Theft</b>	0	0
<b>Pornography/Obscene Material</b>	0	0
<b>Robbery</b>	0	0
<b>Stolen Property Offenses</b>	0	0
<b>Weapon Law Violations</b>	0	0
<b>Kidnaping/Abduction</b>	0	0

GROUP A OFFENSES	Total # of Incidents	Total # of Clearances
<b>Larceny/Theft Offenses</b>	2	0
Theft - Pocket-picking	0	0
Theft - Purse Snatching	0	0
Theft - Shoplifting	0	0
Theft From Building	0	0
Theft From Coin Machine	0	0
Theft From Motor Vehicle	2	0
Theft of Motor Vehicle Parts	0	0
Theft - All Other Larceny	0	0
<b>Prostitution Offenses</b>	0	0
Prostitution	0	0
Prostitution Assisting/Promoting	0	0
<b>Sex Offenses, Forcible</b>	0	0
Forcible Rape	0	0
Forcible Sodomy	0	0
Sexual Assault W/Object	0	0
Forcible Fondling	0	0
<b>Sex Offenses, Non Forcible</b>	0	0
Incest	0	0
Statutory Rape	0	0

Reporting Agency: Shelby County Sheriff's Department  
 Memphis Police Department



Crimes Against College Students as Reported by Local Agencies

**Middle Tennessee State University - 2009**

GROUP A OFFENSES	Total # of Incidents	Total # of Clearances
<b>Arson</b>	0	0
<b>Assault</b>	2	0
Aggravated Assault	1	0
Simple Assault	1	0
Intimidation	0	0
Stalking	0	0
<b>Bribery</b>	0	0
<b>Burglary</b>	5	0
<b>Counterfeiting/Forgery</b>	0	0
<b>Destruction/Damage/Vandalism</b>	2	0
<b>Drug/Narcotic Offenses</b>	0	0
Drug/Narcotic Violations	0	0
Drug/Narcotic Equipment Violations	0	0
<b>Embezzlement</b>	0	0
<b>Extortion/Blackmail</b>	0	0
<b>Fraud Offenses</b>	0	0
Fraud - False Pretenses	0	0
Fraud - Credit Card/ATM	0	0
Fraud - Impersonation	0	0
Fraud - Welfare	0	0
Fraud - Wire	0	0
<b>Gambling Offenses</b>	0	0
Gambling - Betting/Wagering	0	0
Gambling - Operating/Promoting	0	0
Gambling - Equipment Violations	0	0
Gambling - Sports Tampering	0	0
<b>Homicide Offenses</b>	0	0
Murder	0	0
Negligent Manslaughter	0	0
<b>Motor Vehicle Theft</b>	0	0
<b>Pornography/Obscene Material</b>	0	0
<b>Robbery</b>	0	0
<b>Stolen Property Offenses</b>	0	0
<b>Weapon Law Violations</b>	0	0
<b>Kidnaping/Abduction</b>	0	0

GROUP A OFFENSES	Total # of Incidents	Total # of Clearances
<b>Larceny/Theft Offenses</b>	8	1
Theft - Pocket-picking	0	0
Theft - Purse Snatching	0	0
Theft - Shoplifting	0	0
Theft From Building	2	0
Theft From Coin Machine	0	0
Theft From Motor Vehicle	5	1
Theft of Motor Vehicle Parts	0	0
Theft - All Other Larceny	1	0
<b>Prostitution Offenses</b>	0	0
Prostitution	0	0
Prostitution Assisting/Promoting	0	0
<b>Sex Offenses, Forcible</b>	0	0
Forcible Rape	0	0
Forcible Sodomy	0	0
Sexual Assault W/Object	0	0
Forcible Fondling	0	0
<b>Sex Offenses, Non Forcible</b>	0	0
Incest	0	0
Statutory Rape	0	0

Reporting Agency: Murfreesboro Police Department



Crimes Against College Students as Reported by Local Agencies

**Miller-Motte Business College - 2009**

GROUP A OFFENSES	Total # of Incidents	Total # of Clearances
<b>Arson</b>	0	0
<b>Assault</b>	0	0
Aggravated Assault	0	0
Simple Assault	0	0
Intimidation	0	0
Stalking	0	0
<b>Bribery</b>	0	0
<b>Burglary</b>	0	0
<b>Counterfeiting/Forgery</b>	0	0
<b>Destruction/Damage/Vandalism</b>	0	0
<b>Drug/Narcotic Offenses</b>	0	0
Drug/Narcotic Violations	0	0
Drug/Narcotic Equipment Violations	0	0
<b>Embezzlement</b>	0	0
<b>Extortion/Blackmail</b>	0	0
<b>Fraud Offenses</b>	0	0
Fraud - False Pretenses	0	0
Fraud - Credit Card/ATM	0	0
Fraud - Impersonation	0	0
Fraud - Welfare	0	0
Fraud - Wire	0	0
<b>Gambling Offenses</b>	0	0
Gambling - Betting/Wagering	0	0
Gambling - Operating/Promoting	0	0
Gambling - Equipment Violations	0	0
Gambling - Sports Tampering	0	0
<b>Homicide Offenses</b>	0	0
Murder	0	0
Negligent Manslaughter	0	0
<b>Motor Vehicle Theft</b>	1	0
<b>Pornography/Obscene Material</b>	0	0
<b>Robbery</b>	0	0
<b>Stolen Property Offenses</b>	0	0
<b>Weapon Law Violations</b>	0	0
<b>Kidnaping/Abduction</b>	0	0

GROUP A OFFENSES	Total # of Incidents	Total # of Clearances
<b>Larceny/Theft Offenses</b>	2	0
Theft - Pocket-picking	0	0
Theft - Purse Snatching	0	0
Theft - Shoplifting	0	0
Theft From Building	0	0
Theft From Coin Machine	0	0
Theft From Motor Vehicle	2	0
Theft of Motor Vehicle Parts	0	0
Theft - All Other Larceny	0	0
<b>Prostitution Offenses</b>	0	0
Prostitution	0	0
Prostitution Assisting/Promoting	0	0
<b>Sex Offenses, Forcible</b>	0	0
Forcible Rape	0	0
Forcible Sodomy	0	0
Sexual Assault W/Object	0	0
Forcible Fondling	0	0
<b>Sex Offenses, Non Forcible</b>	0	0
Incest	0	0
Statutory Rape	0	0

Reporting Agency: Chattanooga Police Department



Crimes Against College Students as Reported by Local Agencies

Milligan College - 2009

GROUP A OFFENSES	Total # of Incidents	Total # of Clearances
<b>Arson</b>	0	0
<b>Assault</b>	0	0
Aggravated Assault	0	0
Simple Assault	0	0
Intimidation	0	0
Stalking	0	0
<b>Bribery</b>	0	0
<b>Burglary</b>	1	0
<b>Counterfeiting/Forgery</b>	0	0
<b>Destruction/Damage/Vandalism</b>	1	0
<b>Drug/Narcotic Offenses</b>	0	0
Drug/Narcotic Violations	0	0
Drug/Narcotic Equipment Violations	0	0
<b>Embezzlement</b>	0	0
<b>Extortion/Blackmail</b>	0	0
<b>Fraud Offenses</b>	0	0
Fraud - False Pretenses	0	0
Fraud - Credit Card/ATM	0	0
Fraud - Impersonation	0	0
Fraud - Welfare	0	0
Fraud - Wire	0	0
<b>Gambling Offenses</b>	0	0
Gambling - Betting/Wagering	0	0
Gambling - Operating/Promoting	0	0
Gambling - Equipment Violations	0	0
Gambling - Sports Tampering	0	0
<b>Homicide Offenses</b>	0	0
Murder	0	0
Negligent Manslaughter	0	0
<b>Motor Vehicle Theft</b>	0	0
<b>Pornography/Obscene Material</b>	0	0
<b>Robbery</b>	0	0
<b>Stolen Property Offenses</b>	0	0
<b>Weapon Law Violations</b>	0	0
<b>Kidnaping/Abduction</b>	0	0

GROUP A OFFENSES	Total # of Incidents	Total # of Clearances
<b>Larceny/Theft Offenses</b>	1	0
Theft - Pocket-picking	0	0
Theft - Purse Snatching	0	0
Theft - Shoplifting	0	0
Theft From Building	1	0
Theft From Coin Machine	0	0
Theft From Motor Vehicle	0	0
Theft of Motor Vehicle Parts	0	0
Theft - All Other Larceny	0	0
<b>Prostitution Offenses</b>	0	0
Prostitution	0	0
Prostitution Assisting/Promoting	0	0
<b>Sex Offenses, Forcible</b>	0	0
Forcible Rape	0	0
Forcible Sodomy	0	0
Sexual Assault W/Object	0	0
Forcible Fondling	0	0
<b>Sex Offenses, Non Forcible</b>	0	0
Incest	0	0
Statutory Rape	0	0

Reporting Agency: Elizabethton Police Department



Crimes Against College Students as Reported by Local Agencies

**Nashville State Community College - 2009**

GROUP A OFFENSES	Total # of Incidents	Total # of Clearances
<b>Arson</b>	<b>0</b>	<b>0</b>
<b>Assault</b>	<b>40</b>	<b>22</b>
Aggravated Assault	5	2
Simple Assault	24	16
Intimidation	10	4
Stalking	1	0
<b>Bribery</b>	<b>0</b>	<b>0</b>
<b>Burglary</b>	<b>9</b>	<b>1</b>
<b>Counterfeiting/Forgery</b>	<b>1</b>	<b>0</b>
<b>Destruction/Damage/Vandalism</b>	<b>11</b>	<b>2</b>
<b>Drug/Narcotic Offenses</b>	<b>0</b>	<b>0</b>
Drug/Narcotic Violations	0	0
Drug/Narcotic Equipment Violations	0	0
<b>Embezzlement</b>	<b>0</b>	<b>0</b>
<b>Extortion/Blackmail</b>	<b>0</b>	<b>0</b>
<b>Fraud Offenses</b>	<b>0</b>	<b>0</b>
Fraud - False Pretenses	0	0
Fraud - Credit Card/ATM	0	0
Fraud - Impersonation	0	0
Fraud - Welfare	0	0
Fraud - Wire	0	0
<b>Gambling Offenses</b>	<b>0</b>	<b>0</b>
Gambling - Betting/Wagering	0	0
Gambling - Operating/Promoting	0	0
Gambling - Equipment Violations	0	0
Gambling - Sports Tampering	0	0
<b>Homicide Offenses</b>	<b>0</b>	<b>0</b>
Murder	0	0
Negligent Manslaughter	0	0
<b>Motor Vehicle Theft</b>	<b>3</b>	<b>1</b>
<b>Pornography/Obscene Material</b>	<b>0</b>	<b>0</b>
<b>Robbery</b>	<b>4</b>	<b>0</b>
<b>Stolen Property Offenses</b>	<b>0</b>	<b>0</b>
<b>Weapon Law Violations</b>	<b>0</b>	<b>0</b>
<b>Kidnaping/Abduction</b>	<b>0</b>	<b>0</b>

GROUP A OFFENSES	Total # of Incidents	Total # of Clearances
<b>Larceny/Theft Offenses</b>	<b>20</b>	<b>0</b>
Theft - Pocket-picking	0	0
Theft - Purse Snatching	0	0
Theft - Shoplifting	0	0
Theft From Building	1	0
Theft From Coin Machine	0	0
Theft From Motor Vehicle	12	0
Theft of Motor Vehicle Parts	3	0
Theft - All Other Larceny	4	0
<b>Prostitution Offenses</b>	<b>0</b>	<b>0</b>
Prostitution	0	0
Prostitution Assisting/Promoting	0	0
<b>Sex Offenses, Forcible</b>	<b>0</b>	<b>0</b>
Forcible Rape	0	0
Forcible Sodomy	0	0
Sexual Assault W/Object	0	0
Forcible Fondling	0	0
<b>Sex Offenses, Non Forcible</b>	<b>0</b>	<b>0</b>
Incest	0	0
Statutory Rape	0	0

Reporting Agency: Nashville Metro Police Department



Crimes Against College Students as Reported by Local Agencies

**Rhodes College - 2009**

GROUP A OFFENSES	Total # of Incidents	Total # of Clearances
<b>Arson</b>	<b>0</b>	<b>0</b>
<b>Assault</b>	<b>2</b>	<b>0</b>
Aggravated Assault	0	0
Simple Assault	1	0
Intimidation	1	0
Stalking	0	0
<b>Bribery</b>	<b>0</b>	<b>0</b>
<b>Burglary</b>	<b>1</b>	<b>0</b>
<b>Counterfeiting/Forgery</b>	<b>0</b>	<b>0</b>
<b>Destruction/Damage/Vandalism</b>	<b>3</b>	<b>0</b>
<b>Drug/Narcotic Offenses</b>	<b>0</b>	<b>0</b>
Drug/Narcotic Violations	0	0
Drug/Narcotic Equipment Violations	0	0
<b>Embezzlement</b>	<b>0</b>	<b>0</b>
<b>Extortion/Blackmail</b>	<b>0</b>	<b>0</b>
<b>Fraud Offenses</b>	<b>0</b>	<b>0</b>
Fraud - False Pretenses	0	0
Fraud - Credit Card/ATM	0	0
Fraud - Impersonation	0	0
Fraud - Welfare	0	0
Fraud - Wire	0	0
<b>Gambling Offenses</b>	<b>0</b>	<b>0</b>
Gambling - Betting/Wagering	0	0
Gambling - Operating/Promoting	0	0
Gambling - Equipment Violations	0	0
Gambling - Sports Tampering	0	0
<b>Homicide Offenses</b>	<b>0</b>	<b>0</b>
Murder	0	0
Negligent Manslaughter	0	0
<b>Motor Vehicle Theft</b>	<b>0</b>	<b>0</b>
<b>Pornography/Obscene Material</b>	<b>0</b>	<b>0</b>
<b>Robbery</b>	<b>1</b>	<b>0</b>
<b>Stolen Property Offenses</b>	<b>0</b>	<b>0</b>
<b>Weapon Law Violations</b>	<b>0</b>	<b>0</b>
<b>Kidnaping/Abduction</b>	<b>0</b>	<b>0</b>

GROUP A OFFENSES	Total # of Incidents	Total # of Clearances
<b>Larceny/Theft Offenses</b>	<b>12</b>	<b>1</b>
Theft - Pocket-picking	0	0
Theft - Purse Snatching	0	0
Theft - Shoplifting	0	0
Theft From Building	0	0
Theft From Coin Machine	0	0
Theft From Motor Vehicle	11	1
Theft of Motor Vehicle Parts	1	0
Theft - All Other Larceny	0	0
<b>Prostitution Offenses</b>	<b>0</b>	<b>0</b>
Prostitution	0	0
Prostitution Assisting/Promoting	0	0
<b>Sex Offenses, Forcible</b>	<b>0</b>	<b>0</b>
Forcible Rape	0	0
Forcible Sodomy	0	0
Sexual Assault W/Object	0	0
Forcible Fondling	0	0
<b>Sex Offenses, Non Forcible</b>	<b>0</b>	<b>0</b>
Incest	0	0
Statutory Rape	0	0

Reporting Agency: Memphis Police Department



Crimes Against College Students as Reported by Local Agencies

**Southern College of Optometry - 2009**

GROUP A OFFENSES	Total # of Incidents	Total # of Clearances
<b>Arson</b>	0	0
<b>Assault</b>	0	0
Aggravated Assault	0	0
Simple Assault	0	0
Intimidation	0	0
Stalking	0	0
<b>Bribery</b>	0	0
<b>Burglary</b>	2	0
<b>Counterfeiting/Forgery</b>	0	0
<b>Destruction/Damage/Vandalism</b>	2	0
<b>Drug/Narcotic Offenses</b>	0	0
Drug/Narcotic Violations	0	0
Drug/Narcotic Equipment Violations	0	0
<b>Embezzlement</b>	0	0
<b>Extortion/Blackmail</b>	0	0
<b>Fraud Offenses</b>	0	0
Fraud - False Pretenses	0	0
Fraud - Credit Card/ATM	0	0
Fraud - Impersonation	0	0
Fraud - Welfare	0	0
Fraud - Wire	0	0
<b>Gambling Offenses</b>	0	0
Gambling - Betting/Wagering	0	0
Gambling - Operating/Promoting	0	0
Gambling - Equipment Violations	0	0
Gambling - Sports Tampering	0	0
<b>Homicide Offenses</b>	0	0
Murder	0	0
Negligent Manslaughter	0	0
<b>Motor Vehicle Theft</b>	0	0
<b>Pornography/Obscene Material</b>	0	0
<b>Robbery</b>	1	0
<b>Stolen Property Offenses</b>	0	0
<b>Weapon Law Violations</b>	0	0
<b>Kidnaping/Abduction</b>	0	0

GROUP A OFFENSES	Total # of Incidents	Total # of Clearances
<b>Larceny/Theft Offenses</b>	3	0
Theft - Pocket-picking	0	0
Theft - Purse Snatching	1	0
Theft - Shoplifting	0	0
Theft From Building	1	0
Theft From Coin Machine	0	0
Theft From Motor Vehicle	1	0
Theft of Motor Vehicle Parts	0	0
Theft - All Other Larceny	0	0
<b>Prostitution Offenses</b>	0	0
Prostitution	0	0
Prostitution Assisting/Promoting	0	0
<b>Sex Offenses, Forcible</b>	0	0
Forcible Rape	0	0
Forcible Sodomy	0	0
Sexual Assault W/Object	0	0
Forcible Fondling	0	0
<b>Sex Offenses, Non Forcible</b>	0	0
Incest	0	0
Statutory Rape	0	0

Reporting Agency: Memphis Police Department



Crimes Against College Students as Reported by Local Agencies

**Southern College of Seventh Day Adventist - 2009**

GROUP A OFFENSES	Total # of Incidents	Total # of Clearances
<b>Arson</b>	0	0
<b>Assault</b>	1	1
Aggravated Assault	1	1
Simple Assault	0	0
Intimidation	0	0
Stalking	0	0
<b>Bribery</b>	0	0
<b>Burglary</b>	0	0
<b>Counterfeiting/Forgery</b>	0	0
<b>Destruction/Damage/Vandalism</b>	1	1
<b>Drug/Narcotic Offenses</b>	0	0
Drug/Narcotic Violations	0	0
Drug/Narcotic Equipment Violations	0	0
<b>Embezzlement</b>	0	0
<b>Extortion/Blackmail</b>	0	0
<b>Fraud Offenses</b>	0	0
Fraud - False Pretenses	0	0
Fraud - Credit Card/ATM	0	0
Fraud - Impersonation	0	0
Fraud - Welfare	0	0
Fraud - Wire	0	0
<b>Gambling Offenses</b>	0	0
Gambling - Betting/Wagering	0	0
Gambling - Operating/Promoting	0	0
Gambling - Equipment Violations	0	0
Gambling - Sports Tampering	0	0
<b>Homicide Offenses</b>	0	0
Murder	0	0
Negligent Manslaughter	0	0
<b>Motor Vehicle Theft</b>	0	0
<b>Pornography/Obscene Material</b>	0	0
<b>Robbery</b>	0	0
<b>Stolen Property Offenses</b>	0	0
<b>Weapon Law Violations</b>	1	1
<b>Kidnaping/Abduction</b>	0	0

GROUP A OFFENSES	Total # of Incidents	Total # of Clearances
<b>Larceny/Theft Offenses</b>	0	0
Theft - Pocket-picking	0	0
Theft - Purse Snatching	0	0
Theft - Shoplifting	0	0
Theft From Building	0	0
Theft From Coin Machine	0	0
Theft From Motor Vehicle	0	0
Theft of Motor Vehicle Parts	0	0
Theft - All Other Larceny	0	0
<b>Prostitution Offenses</b>	0	0
Prostitution	0	0
Prostitution Assisting/Promoting	0	0
<b>Sex Offenses, Forcible</b>	0	0
Forcible Rape	0	0
Forcible Sodomy	0	0
Sexual Assault W/Object	0	0
Forcible Fondling	0	0
<b>Sex Offenses, Non Forcible</b>	0	0
Incest	0	0
Statutory Rape	0	0

Reporting Agency: Chattanooga Police Department





Crimes Against College Students as Reported by Local Agencies

**Southwest Tennessee Community College - 2009**

GROUP A OFFENSES	Total # of Incidents	Total # of Clearances
<b>Arson</b>	<b>1</b>	<b>0</b>
<b>Assault</b>	<b>83</b>	<b>15</b>
Aggravated Assault	12	3
Simple Assault	53	12
Intimidation	16	0
Stalking	2	0
<b>Bribery</b>	<b>0</b>	<b>0</b>
<b>Burglary</b>	<b>24</b>	<b>2</b>
<b>Counterfeiting/Forgery</b>	<b>0</b>	<b>0</b>
<b>Destruction/Damage/Vandalism</b>	<b>20</b>	<b>2</b>
<b>Drug/Narcotic Offenses</b>	<b>0</b>	<b>0</b>
Drug/Narcotic Violations	0	0
Drug/Narcotic Equipment Violations	0	0
<b>Embezzlement</b>	<b>0</b>	<b>0</b>
<b>Extortion/Blackmail</b>	<b>0</b>	<b>0</b>
<b>Fraud Offenses</b>	<b>6</b>	<b>0</b>
Fraud - False Pretenses	1	0
Fraud - Credit Card/ATM	3	0
Fraud - Impersonation	2	0
Fraud - Welfare	0	0
Fraud - Wire	0	0
<b>Gambling Offenses</b>	<b>0</b>	<b>0</b>
Gambling - Betting/Wagering	0	0
Gambling - Operating/Promoting	0	0
Gambling - Equipment Violations	0	0
Gambling - Sports Tampering	0	0
<b>Homicide Offenses</b>	<b>0</b>	<b>0</b>
Murder	0	0
Negligent Manslaughter	0	0
<b>Motor Vehicle Theft</b>	<b>3</b>	<b>0</b>
<b>Pornography/Obscene Material</b>	<b>0</b>	<b>0</b>
<b>Robbery</b>	<b>5</b>	<b>2</b>
<b>Stolen Property Offenses</b>	<b>0</b>	<b>0</b>
<b>Weapon Law Violations</b>	<b>0</b>	<b>0</b>
<b>Kidnaping/Abduction</b>	<b>0</b>	<b>0</b>

GROUP A OFFENSES	Total # of Incidents	Total # of Clearances
<b>Larceny/Theft Offenses</b>	<b>38</b>	<b>0</b>
Theft - Pocket-picking	0	0
Theft - Purse Snatching	2	0
Theft - Shoplifting	0	0
Theft From Building	4	0
Theft From Coin Machine	0	0
Theft From Motor Vehicle	18	0
Theft of Motor Vehicle Parts	10	0
Theft - All Other Larceny	4	0
<b>Prostitution Offenses</b>	<b>0</b>	<b>0</b>
Prostitution	0	0
Prostitution Assisting/Promoting	0	0
<b>Sex Offenses, Forcible</b>	<b>3</b>	<b>1</b>
Forcible Rape	3	1
Forcible Sodomy	0	0
Sexual Assault W/Object	0	0
Forcible Fondling	0	0
<b>Sex Offenses, Non Forcible</b>	<b>0</b>	<b>0</b>
Incest	0	0
Statutory Rape	0	0

Reporting Agency: Collierville Police Department  
 Memphis International Airport Police  
 Millington Police Department  
 Shelby County Sherrif's Department

Tennessee State University - 2009

GROUP A OFFENSES	Total # of Incidents	Total # of Clearances
<b>Arson</b>	<b>0</b>	<b>0</b>
<b>Assault</b>	<b>73</b>	<b>44</b>
Aggravated Assault	17	8
Simple Assault	37	25
Intimidation	19	11
Stalking	0	0
<b>Bribery</b>	<b>0</b>	<b>0</b>
<b>Burglary</b>	<b>22</b>	<b>2</b>
<b>Counterfeiting/Forgery</b>	<b>0</b>	<b>0</b>
<b>Destruction/Damage/Vandalism</b>	<b>23</b>	<b>5</b>
<b>Drug/Narcotic Offenses</b>	<b>0</b>	<b>0</b>
Drug/Narcotic Violations	0	0
Drug/Narcotic Equipment Violations	0	0
<b>Embezzlement</b>	<b>0</b>	<b>0</b>
<b>Extortion/Blackmail</b>	<b>0</b>	<b>0</b>
<b>Fraud Offenses</b>	<b>12</b>	<b>0</b>
Fraud - False Pretenses	3	0
Fraud - Credit Card/ATM	7	0
Fraud - Impersonation	2	0
Fraud - Welfare	0	0
Fraud - Wire	0	0
<b>Gambling Offenses</b>	<b>0</b>	<b>0</b>
Gambling - Betting/Wagering	0	0
Gambling - Operating/Promoting	0	0
Gambling - Equipment Violations	0	0
Gambling - Sports Tampering	0	0
<b>Homicide Offenses</b>	<b>0</b>	<b>0</b>
Murder	0	0
Negligent Manslaughter	0	0
<b>Motor Vehicle Theft</b>	<b>4</b>	<b>0</b>
<b>Pornography/Obscene Material</b>	<b>0</b>	<b>0</b>
<b>Robbery</b>	<b>12</b>	<b>2</b>
<b>Stolen Property Offenses</b>	<b>0</b>	<b>0</b>
<b>Weapon Law Violations</b>	<b>0</b>	<b>0</b>
<b>Kidnaping/Abduction</b>	<b>2</b>	<b>0</b>

GROUP A OFFENSES	Total # of Incidents	Total # of Clearances
<b>Larceny/Theft Offenses</b>	<b>63</b>	<b>1</b>
Theft - Pocket-picking	1	0
Theft - Purse Snatching	0	0
Theft - Shoplifting	2	0
Theft From Building	6	0
Theft From Coin Machine	0	0
Theft From Motor Vehicle	23	1
Theft of Motor Vehicle Parts	17	0
Theft - All Other Larceny	14	0
<b>Prostitution Offenses</b>	<b>0</b>	<b>0</b>
Prostitution	0	0
Prostitution Assisting/Promoting	0	0
<b>Sex Offenses, Forcible</b>	<b>5</b>	<b>2</b>
Forcible Rape	3	1
Forcible Sodomy	0	0
Sexual Assault W/Object	0	0
Forcible Fondling	2	1
<b>Sex Offenses, Non Forcible</b>	<b>0</b>	<b>0</b>
Incest	0	0
Statutory Rape	0	0

Reporting Agency: Nashville Metro Police Department



**Tennessee Technological University - 2009**

GROUP A OFFENSES	Total # of Incidents	Total # of Clearances
<b>Arson</b>	<b>0</b>	<b>0</b>
<b>Assault</b>	<b>1</b>	<b>0</b>
Aggravated Assault	0	0
Simple Assault	1	0
Intimidation	0	0
Stalking	0	0
<b>Bribery</b>	<b>0</b>	<b>0</b>
<b>Burglary</b>	<b>0</b>	<b>0</b>
<b>Counterfeiting/Forgery</b>	<b>0</b>	<b>0</b>
<b>Destruction/Damage/Vandalism</b>	<b>0</b>	<b>0</b>
<b>Drug/Narcotic Offenses</b>	<b>0</b>	<b>0</b>
Drug/Narcotic Violations	0	0
Drug/Narcotic Equipment Violations	0	0
<b>Embezzlement</b>	<b>0</b>	<b>0</b>
<b>Extortion/Blackmail</b>	<b>0</b>	<b>0</b>
<b>Fraud Offenses</b>	<b>0</b>	<b>0</b>
Fraud - False Pretenses	0	0
Fraud - Credit Card/ATM	0	0
Fraud - Impersonation	0	0
Fraud - Welfare	0	0
Fraud - Wire	0	0
<b>Gambling Offenses</b>	<b>0</b>	<b>0</b>
Gambling - Betting/Wagering	0	0
Gambling - Operating/Promoting	0	0
Gambling - Equipment Violations	0	0
Gambling - Sports Tampering	0	0
<b>Homicide Offenses</b>	<b>0</b>	<b>0</b>
Murder	0	0
Negligent Manslaughter	0	0
<b>Motor Vehicle Theft</b>	<b>0</b>	<b>0</b>
<b>Pornography/Obscene Material</b>	<b>0</b>	<b>0</b>
<b>Robbery</b>	<b>0</b>	<b>0</b>
<b>Stolen Property Offenses</b>	<b>0</b>	<b>0</b>
<b>Weapon Law Violations</b>	<b>0</b>	<b>0</b>
<b>Kidnaping/Abduction</b>	<b>0</b>	<b>0</b>

GROUP A OFFENSES	Total # of Incidents	Total # of Clearances
<b>Larceny/Theft Offenses</b>	<b>0</b>	<b>0</b>
Theft - Pocket-picking	0	0
Theft - Purse Snatching	0	0
Theft - Shoplifting	0	0
Theft From Building	0	0
Theft From Coin Machine	0	0
Theft From Motor Vehicle	0	0
Theft of Motor Vehicle Parts	0	0
Theft - All Other Larceny	0	0
<b>Prostitution Offenses</b>	<b>0</b>	<b>0</b>
Prostitution	0	0
Prostitution Assisting/Promoting	0	0
<b>Sex Offenses, Forcible</b>	<b>0</b>	<b>0</b>
Forcible Rape	0	0
Forcible Sodomy	0	0
Sexual Assault W/Object	0	0
Forcible Fondling	0	0
<b>Sex Offenses, Non Forcible</b>	<b>0</b>	<b>0</b>
Incest	0	0
Statutory Rape	0	0

Reporting Agency: Cookeville Police Department



Crimes Against College Students as Reported by Local Agencies

Tennessee Technology Center at Memphis - 2009

GROUP A OFFENSES	Total # of Incidents	Total # of Clearances
<b>Arson</b>	0	0
<b>Assault</b>	21	7
Aggravated Assault	3	1
Simple Assault	13	6
Intimidation	4	0
Stalking	1	0
<b>Bribery</b>	0	0
<b>Burglary</b>	5	0
<b>Counterfeiting/Forgery</b>	0	0
<b>Destruction/Damage/Vandalism</b>	6	0
<b>Drug/Narcotic Offenses</b>	0	0
Drug/Narcotic Violations	0	0
Drug/Narcotic Equipment Violations	0	0
<b>Embezzlement</b>	0	0
<b>Extortion/Blackmail</b>	0	0
<b>Fraud Offenses</b>	2	0
Fraud - False Pretenses	1	0
Fraud - Credit Card/ATM	0	0
Fraud - Impersonation	1	0
Fraud - Welfare	0	0
Fraud - Wire	0	0
<b>Gambling Offenses</b>	0	0
Gambling - Betting/Wagering	0	0
Gambling - Operating/Promoting	0	0
Gambling - Equipment Violations	0	0
Gambling - Sports Tampering	0	0
<b>Homicide Offenses</b>	0	0
Murder	0	0
Negligent Manslaughter	0	0
<b>Motor Vehicle Theft</b>	1	0
<b>Pornography/Obscene Material</b>	0	0
<b>Robbery</b>	1	0
<b>Stolen Property Offenses</b>	0	0
<b>Weapon Law Violations</b>	0	0
<b>Kidnaping/Abduction</b>	0	0

GROUP A OFFENSES	Total # of Incidents	Total # of Clearances
<b>Larceny/Theft Offenses</b>	8	0
Theft - Pocket-picking	0	0
Theft - Purse Snatching	0	0
Theft - Shoplifting	0	0
Theft From Building	0	0
Theft From Coin Machine	0	0
Theft From Motor Vehicle	4	0
Theft of Motor Vehicle Parts	3	0
Theft - All Other Larceny	1	0
<b>Prostitution Offenses</b>	0	0
Prostitution	0	0
Prostitution Assisting/Promoting	0	0
<b>Sex Offenses, Forcible</b>	0	0
Forcible Rape	0	0
Forcible Sodomy	0	0
Sexual Assault W/Object	0	0
Forcible Fondling	0	0
<b>Sex Offenses, Non Forcible</b>	0	0
Incest	0	0
Statutory Rape	0	0

Reporting Agency: Shelby County Sheriff's Department  
 Memphis Police Department



Crimes Against College Students as Reported by Local Agencies

Tennessee Technology Center at Morristown - 2009

GROUP A OFFENSES	Total # of Incidents	Total # of Clearances
<b>Arson</b>	0	0
<b>Assault</b>	1	1
Aggravated Assault	1	1
Simple Assault	0	0
Intimidation	0	0
Stalking	0	0
<b>Bribery</b>	0	0
<b>Burglary</b>	0	0
<b>Counterfeiting/Forgery</b>	0	0
<b>Destruction/Damage/Vandalism</b>	0	0
<b>Drug/Narcotic Offenses</b>	0	0
Drug/Narcotic Violations	0	0
Drug/Narcotic Equipment Violations	0	0
<b>Embezzlement</b>	0	0
<b>Extortion/Blackmail</b>	0	0
<b>Fraud Offenses</b>	0	0
Fraud - False Pretenses	0	0
Fraud - Credit Card/ATM	0	0
Fraud - Impersonation	0	0
Fraud - Welfare	0	0
Fraud - Wire	0	0
<b>Gambling Offenses</b>	0	0
Gambling - Betting/Wagering	0	0
Gambling - Operating/Promoting	0	0
Gambling - Equipment Violations	0	0
Gambling - Sports Tampering	0	0
<b>Homicide Offenses</b>	0	0
Murder	0	0
Negligent Manslaughter	0	0
<b>Motor Vehicle Theft</b>	0	0
<b>Pornography/Obscene Material</b>	0	0
<b>Robbery</b>	0	0
<b>Stolen Property Offenses</b>	0	0
<b>Weapon Law Violations</b>	0	0
<b>Kidnaping/Abduction</b>	0	0

GROUP A OFFENSES	Total # of Incidents	Total # of Clearances
<b>Larceny/Theft Offenses</b>	0	0
Theft - Pocket-picking	0	0
Theft - Purse Snatching	0	0
Theft - Shoplifting	0	0
Theft From Building	0	0
Theft From Coin Machine	0	0
Theft From Motor Vehicle	0	0
Theft of Motor Vehicle Parts	0	0
Theft - All Other Larceny	0	0
<b>Prostitution Offenses</b>	0	0
Prostitution	0	0
Prostitution Assisting/Promoting	0	0
<b>Sex Offenses, Forcible</b>	0	0
Forcible Rape	0	0
Forcible Sodomy	0	0
Sexual Assault W/Object	0	0
Forcible Fondling	0	0
<b>Sex Offenses, Non Forcible</b>	0	0
Incest	0	0
Statutory Rape	0	0

Reporting Agency: Hamblen County Sheriff's Department



Crimes Against College Students as Reported by Local Agencies

Tennessee Temple University - 2009

GROUP A OFFENSES	Total # of Incidents	Total # of Clearances
<b>Arson</b>	0	0
<b>Assault</b>	0	0
Aggravated Assault	0	0
Simple Assault	0	0
Intimidation	0	0
Stalking	0	0
<b>Bribery</b>	0	0
<b>Burglary</b>	0	0
<b>Counterfeiting/Forgery</b>	0	0
<b>Destruction/Damage/Vandalism</b>	0	0
<b>Drug/Narcotic Offenses</b>	0	0
Drug/Narcotic Violations	0	0
Drug/Narcotic Equipment Violations	0	0
<b>Embezzlement</b>	0	0
<b>Extortion/Blackmail</b>	0	0
<b>Fraud Offenses</b>	0	0
Fraud - False Pretenses	0	0
Fraud - Credit Card/ATM	0	0
Fraud - Impersonation	0	0
Fraud - Welfare	0	0
Fraud - Wire	0	0
<b>Gambling Offenses</b>	0	0
Gambling - Betting/Wagering	0	0
Gambling - Operating/Promoting	0	0
Gambling - Equipment Violations	0	0
Gambling - Sports Tampering	0	0
<b>Homicide Offenses</b>	0	0
Murder	0	0
Negligent Manslaughter	0	0
<b>Motor Vehicle Theft</b>	0	0
<b>Pornography/Obscene Material</b>	0	0
<b>Robbery</b>	0	0
<b>Stolen Property Offenses</b>	0	0
<b>Weapon Law Violations</b>	0	0
<b>Kidnaping/Abduction</b>	0	0

GROUP A OFFENSES	Total # of Incidents	Total # of Clearances
<b>Larceny/Theft Offenses</b>	2	0
Theft - Pocket-picking	0	0
Theft - Purse Snatching	0	0
Theft - Shoplifting	0	0
Theft From Building	0	0
Theft From Coin Machine	0	0
Theft From Motor Vehicle	0	0
Theft of Motor Vehicle Parts	2	0
Theft - All Other Larceny	0	0
<b>Prostitution Offenses</b>	0	0
Prostitution	0	0
Prostitution Assisting/Promoting	0	0
<b>Sex Offenses, Forcible</b>	0	0
Forcible Rape	0	0
Forcible Sodomy	0	0
Sexual Assault W/Object	0	0
Forcible Fondling	0	0
<b>Sex Offenses, Non Forcible</b>	0	0
Incest	0	0
Statutory Rape	0	0

Reporting Agency: Chattanooga Police Department



Crimes Against College Students as Reported by Local Agencies

Tennessee Wesleyan College - 2009

GROUP A OFFENSES	Total # of Incidents	Total # of Clearances
<b>Arson</b>	0	0
<b>Assault</b>	0	0
Aggravated Assault	0	0
Simple Assault	0	0
Intimidation	0	0
Stalking	0	0
<b>Bribery</b>	0	0
<b>Burglary</b>	0	0
<b>Counterfeiting/Forgery</b>	0	0
<b>Destruction/Damage/Vandalism</b>	0	0
<b>Drug/Narcotic Offenses</b>	0	0
Drug/Narcotic Violations	0	0
Drug/Narcotic Equipment Violations	0	0
<b>Embezzlement</b>	0	0
<b>Extortion/Blackmail</b>	0	0
<b>Fraud Offenses</b>	0	0
Fraud - False Pretenses	0	0
Fraud - Credit Card/ATM	0	0
Fraud - Impersonation	0	0
Fraud - Welfare	0	0
Fraud - Wire	0	0
<b>Gambling Offenses</b>	0	0
Gambling - Betting/Wagering	0	0
Gambling - Operating/Promoting	0	0
Gambling - Equipment Violations	0	0
Gambling - Sports Tampering	0	0
<b>Homicide Offenses</b>	0	0
Murder	0	0
Negligent Manslaughter	0	0
<b>Motor Vehicle Theft</b>	0	0
<b>Pornography/Obscene Material</b>	0	0
<b>Robbery</b>	0	0
<b>Stolen Property Offenses</b>	0	0
<b>Weapon Law Violations</b>	0	0
<b>Kidnaping/Abduction</b>	0	0

GROUP A OFFENSES	Total # of Incidents	Total # of Clearances
<b>Larceny/Theft Offenses</b>	1	0
Theft - Pocket-picking	0	0
Theft - Purse Snatching	0	0
Theft - Shoplifting	0	0
Theft From Building	1	0
Theft From Coin Machine	0	0
Theft From Motor Vehicle	0	0
Theft of Motor Vehicle Parts	0	0
Theft - All Other Larceny	0	0
<b>Prostitution Offenses</b>	0	0
Prostitution	0	0
Prostitution Assisting/Promoting	0	0
<b>Sex Offenses, Forcible</b>	0	0
Forcible Rape	0	0
Forcible Sodomy	0	0
Sexual Assault W/Object	0	0
Forcible Fondling	0	0
<b>Sex Offenses, Non Forcible</b>	0	0
Incest	0	0
Statutory Rape	0	0

Reporting Agency: Athens Police Department



Crimes Against College Students as Reported by Local Agencies

Trevecca Nazarene University - 2009

GROUP A OFFENSES	Total # of Incidents	Total # of Clearances
<b>Arson</b>	0	0
<b>Assault</b>	4	3
Aggravated Assault	2	1
Simple Assault	0	0
Intimidation	2	2
Stalking	0	0
<b>Bribery</b>	0	0
<b>Burglary</b>	1	0
<b>Counterfeiting/Forgery</b>	0	0
<b>Destruction/Damage/Vandalism</b>	1	1
<b>Drug/Narcotic Offenses</b>	0	0
Drug/Narcotic Violations	0	0
Drug/Narcotic Equipment Violations	0	0
<b>Embezzlement</b>	0	0
<b>Extortion/Blackmail</b>	0	0
<b>Fraud Offenses</b>	0	0
Fraud - False Pretenses	0	0
Fraud - Credit Card/ATM	0	0
Fraud - Impersonation	0	0
Fraud - Welfare	0	0
Fraud - Wire	0	0
<b>Gambling Offenses</b>	0	0
Gambling - Betting/Wagering	0	0
Gambling - Operating/Promoting	0	0
Gambling - Equipment Violations	0	0
Gambling - Sports Tampering	0	0
<b>Homicide Offenses</b>	0	0
Murder	0	0
Negligent Manslaughter	0	0
<b>Motor Vehicle Theft</b>	1	0
<b>Pornography/Obscene Material</b>	0	0
<b>Robbery</b>	0	0
<b>Stolen Property Offenses</b>	0	0
<b>Weapon Law Violations</b>	0	0
<b>Kidnaping/Abduction</b>	0	0

GROUP A OFFENSES	Total # of Incidents	Total # of Clearances
<b>Larceny/Theft Offenses</b>	5	0
Theft - Pocket-picking	0	0
Theft - Purse Snatching	0	0
Theft - Shoplifting	1	0
Theft From Building	0	0
Theft From Coin Machine	0	0
Theft From Motor Vehicle	3	0
Theft of Motor Vehicle Parts	1	0
Theft - All Other Larceny	0	0
<b>Prostitution Offenses</b>	0	0
Prostitution	0	0
Prostitution Assisting/Promoting	0	0
<b>Sex Offenses, Forcible</b>	0	0
Forcible Rape	0	0
Forcible Sodomy	0	0
Sexual Assault W/Object	0	0
Forcible Fondling	0	0
<b>Sex Offenses, Non Forcible</b>	0	0
Incest	0	0
Statutory Rape	0	0

Reporting Agency: Nashville Metro Police Department





Crimes Against College Students as Reported by Local Agencies

**Tusculum College - 2009**

GROUP A OFFENSES	Total # of Incidents	Total # of Clearances
<b>Arson</b>	0	0
<b>Assault</b>	0	0
Aggravated Assault	0	0
Simple Assault	0	0
Intimidation	0	0
Stalking	0	0
<b>Bribery</b>	0	0
<b>Burglary</b>	0	0
<b>Counterfeiting/Forgery</b>	0	0
<b>Destruction/Damage/Vandalism</b>	0	0
<b>Drug/Narcotic Offenses</b>	0	0
Drug/Narcotic Violations	0	0
Drug/Narcotic Equipment Violations	0	0
<b>Embezzlement</b>	0	0
<b>Extortion/Blackmail</b>	0	0
<b>Fraud Offenses</b>	0	0
Fraud - False Pretenses	0	0
Fraud - Credit Card/ATM	0	0
Fraud - Impersonation	0	0
Fraud - Welfare	0	0
Fraud - Wire	0	0
<b>Gambling Offenses</b>	0	0
Gambling - Betting/Wagering	0	0
Gambling - Operating/Promoting	0	0
Gambling - Equipment Violations	0	0
Gambling - Sports Tampering	0	0
<b>Homicide Offenses</b>	0	0
Murder	0	0
Negligent Manslaughter	0	0
<b>Motor Vehicle Theft</b>	0	0
<b>Pornography/Obscene Material</b>	0	0
<b>Robbery</b>	0	0
<b>Stolen Property Offenses</b>	0	0
<b>Weapon Law Violations</b>	0	0
<b>Kidnaping/Abduction</b>	0	0

GROUP A OFFENSES	Total # of Incidents	Total # of Clearances
<b>Larceny/Theft Offenses</b>	1	0
Theft - Pocket-picking	0	0
Theft - Purse Snatching	0	0
Theft - Shoplifting	0	0
Theft From Building	0	0
Theft From Coin Machine	0	0
Theft From Motor Vehicle	0	0
Theft of Motor Vehicle Parts	0	0
Theft - All Other Larceny	1	0
<b>Prostitution Offenses</b>	0	0
Prostitution	0	0
Prostitution Assisting/Promoting	0	0
<b>Sex Offenses, Forcible</b>	0	0
Forcible Rape	0	0
Forcible Sodomy	0	0
Sexual Assault W/Object	0	0
Forcible Fondling	0	0
<b>Sex Offenses, Non Forcible</b>	0	0
Incest	0	0
Statutory Rape	0	0

Reporting Agency: Tusculum Police Department



University of Memphis - 2009

GROUP A OFFENSES	Total # of Incidents	Total # of Clearances
<b>Arson</b>	<b>0</b>	<b>0</b>
<b>Assault</b>	<b>158</b>	<b>48</b>
Aggravated Assault	10	7
Simple Assault	105	37
Intimidation	41	4
Stalking	2	0
<b>Bribery</b>	<b>0</b>	<b>0</b>
<b>Burglary</b>	<b>69</b>	<b>4</b>
<b>Counterfeiting/Forgery</b>	<b>3</b>	<b>0</b>
<b>Destruction/Damage/Vandalism</b>	<b>70</b>	<b>7</b>
<b>Drug/Narcotic Offenses</b>	<b>2</b>	<b>2</b>
Drug/Narcotic Violations	2	2
Drug/Narcotic Equipment Violations	0	0
<b>Embezzlement</b>	<b>0</b>	<b>0</b>
<b>Extortion/Blackmail</b>	<b>0</b>	<b>0</b>
<b>Fraud Offenses</b>	<b>18</b>	<b>0</b>
Fraud - False Pretenses	0	0
Fraud - Credit Card/ATM	10	0
Fraud - Impersonation	7	0
Fraud - Welfare	0	0
Fraud - Wire	1	0
<b>Gambling Offenses</b>	<b>0</b>	<b>0</b>
Gambling - Betting/Wagering	0	0
Gambling - Operating/Promoting	0	0
Gambling - Equipment Violations	0	0
Gambling - Sports Tampering	0	0
<b>Homicide Offenses</b>	<b>1</b>	<b>1</b>
Murder	1	1
Negligent Manslaughter	0	0
<b>Motor Vehicle Theft</b>	<b>16</b>	<b>0</b>
<b>Pornography/Obscene Material</b>	<b>0</b>	<b>0</b>
<b>Robbery</b>	<b>25</b>	<b>8</b>
<b>Stolen Property Offenses</b>	<b>0</b>	<b>0</b>
<b>Weapon Law Violations</b>	<b>1</b>	<b>1</b>
<b>Kidnaping/Abduction</b>	<b>1</b>	<b>1</b>

GROUP A OFFENSES	Total # of Incidents	Total # of Clearances
<b>Larceny/Theft Offenses</b>	<b>169</b>	<b>9</b>
Theft - Pocket-picking	1	0
Theft - Purse Snatching	3	1
Theft - Shoplifting	1	1
Theft From Building	22	2
Theft From Coin Machine	0	0
Theft From Motor Vehicle	90	3
Theft of Motor Vehicle Parts	35	0
Theft - All Other Larceny	17	2
<b>Prostitution Offenses</b>	<b>0</b>	<b>0</b>
Prostitution	0	0
Prostitution Assisting/Promoting	0	0
<b>Sex Offenses, Forcible</b>	<b>3</b>	<b>2</b>
Forcible Rape	1	1
Forcible Sodomy	0	0
Sexual Assault W/Object	0	0
Forcible Fondling	2	1
<b>Sex Offenses, Non Forcible</b>	<b>0</b>	<b>0</b>
Incest	0	0
Statutory Rape	0	0

Reporting Agency: Shelby County Sheriff's Department  
 Collierville Police Department  
 Memphis Police Department  
 Millington Police Department



Crimes Against College Students as Reported by Local Agencies

University of Tennessee at Chattanooga - 2009

GROUP A OFFENSES	Total # of Incidents	Total # of Clearances
<b>Arson</b>	<b>0</b>	<b>0</b>
<b>Assault</b>	<b>17</b>	<b>5</b>
Aggravated Assault	5	3
Simple Assault	12	2
Intimidation	0	0
Stalking	0	0
<b>Bribery</b>	<b>0</b>	<b>0</b>
<b>Burglary</b>	<b>13</b>	<b>1</b>
<b>Counterfeiting/Forgery</b>	<b>1</b>	<b>0</b>
<b>Destruction/Damage/Vandalism</b>	<b>10</b>	<b>1</b>
<b>Drug/Narcotic Offenses</b>	<b>0</b>	<b>0</b>
Drug/Narcotic Violations	0	0
Drug/Narcotic Equipment Violations	0	0
<b>Embezzlement</b>	<b>0</b>	<b>0</b>
<b>Extortion/Blackmail</b>	<b>0</b>	<b>0</b>
<b>Fraud Offenses</b>	<b>2</b>	<b>1</b>
Fraud - False Pretenses	0	0
Fraud - Credit Card/ATM	2	1
Fraud - Impersonation	0	0
Fraud - Welfare	0	0
Fraud - Wire	0	0
<b>Gambling Offenses</b>	<b>0</b>	<b>0</b>
Gambling - Betting/Wagering	0	0
Gambling - Operating/Promoting	0	0
Gambling - Equipment Violations	0	0
Gambling - Sports Tampering	0	0
<b>Homicide Offenses</b>	<b>0</b>	<b>0</b>
Murder	0	0
Negligent Manslaughter	0	0
<b>Motor Vehicle Theft</b>	<b>2</b>	<b>1</b>
<b>Pornography/Obscene Material</b>	<b>0</b>	<b>0</b>
<b>Robbery</b>	<b>1</b>	<b>1</b>
<b>Stolen Property Offenses</b>	<b>0</b>	<b>0</b>
<b>Weapon Law Violations</b>	<b>0</b>	<b>0</b>
<b>Kidnaping/Abduction</b>	<b>0</b>	<b>0</b>

GROUP A OFFENSES	Total # of Incidents	Total # of Clearances
<b>Larceny/Theft Offenses</b>	<b>40</b>	<b>0</b>
Theft - Pocket-picking	0	0
Theft - Purse Snatching	1	0
Theft - Shoplifting	0	0
Theft From Building	7	0
Theft From Coin Machine	0	0
Theft From Motor Vehicle	16	0
Theft of Motor Vehicle Parts	8	0
Theft - All Other Larceny	8	0
<b>Prostitution Offenses</b>	<b>1</b>	<b>1</b>
Prostitution	1	1
Prostitution Assisting/Promoting	0	0
<b>Sex Offenses, Forcible</b>	<b>0</b>	<b>0</b>
Forcible Rape	0	0
Forcible Sodomy	0	0
Sexual Assault W/Object	0	0
Forcible Fondling	0	0
<b>Sex Offenses, Non Forcible</b>	<b>0</b>	<b>0</b>
Incest	0	0
Statutory Rape	0	0

Reporting Agency: Hamilton County Sheriff's Department  
 Chattanooga Police Department  
 University of Tennessee at Chattanooga



Crimes Against College Students as Reported by Local Agencies  
**University of Tennessee Health Science Center - 2009**

GROUP A OFFENSES	Total # of Incidents	Total # of Clearances
<b>Arson</b>	<b>0</b>	<b>0</b>
<b>Assault</b>	<b>12</b>	<b>3</b>
Aggravated Assault	1	0
Simple Assault	8	2
Intimidation	3	1
Stalking	0	0
<b>Bribery</b>	<b>0</b>	<b>0</b>
<b>Burglary</b>	<b>7</b>	<b>0</b>
<b>Counterfeiting/Forgery</b>	<b>2</b>	<b>0</b>
<b>Destruction/Damage/Vandalism</b>	<b>10</b>	<b>0</b>
<b>Drug/Narcotic Offenses</b>	<b>0</b>	<b>0</b>
Drug/Narcotic Violations	0	0
Drug/Narcotic Equipment Violations	0	0
<b>Embezzlement</b>	<b>0</b>	<b>0</b>
<b>Extortion/Blackmail</b>	<b>0</b>	<b>0</b>
<b>Fraud Offenses</b>	<b>4</b>	<b>0</b>
Fraud - False Pretenses	0	0
Fraud - Credit Card/ATM	3	0
Fraud - Impersonation	1	0
Fraud - Welfare	0	0
Fraud - Wire	0	0
<b>Gambling Offenses</b>	<b>0</b>	<b>0</b>
Gambling - Betting/Wagering	0	0
Gambling - Operating/Promoting	0	0
Gambling - Equipment Violations	0	0
Gambling - Sports Tampering	0	0
<b>Homicide Offenses</b>	<b>0</b>	<b>0</b>
Murder	0	0
Negligent Manslaughter	0	0
<b>Motor Vehicle Theft</b>	<b>2</b>	<b>1</b>
<b>Pornography/Obscene Material</b>	<b>0</b>	<b>0</b>
<b>Robbery</b>	<b>1</b>	<b>1</b>
<b>Stolen Property Offenses</b>	<b>0</b>	<b>0</b>
<b>Weapon Law Violations</b>	<b>0</b>	<b>0</b>
<b>Kidnaping/Abduction</b>	<b>0</b>	<b>0</b>

GROUP A OFFENSES	Total # of Incidents	Total # of Clearances
<b>Larceny/Theft Offenses</b>	<b>25</b>	<b>2</b>
Theft - Pocket-picking	0	0
Theft - Purse Snatching	0	0
Theft - Shoplifting	0	0
Theft From Building	0	0
Theft From Coin Machine	0	0
Theft From Motor Vehicle	18	2
Theft of Motor Vehicle Parts	6	0
Theft - All Other Larceny	1	0
<b>Prostitution Offenses</b>	<b>0</b>	<b>0</b>
Prostitution	0	0
Prostitution Assisting/Promoting	0	0
<b>Sex Offenses, Forcible</b>	<b>0</b>	<b>0</b>
Forcible Rape	0	0
Forcible Sodomy	0	0
Sexual Assault W/Object	0	0
Forcible Fondling	0	0
<b>Sex Offenses, Non Forcible</b>	<b>0</b>	<b>0</b>
Incest	0	0
Statutory Rape	0	0

Reporting Agency:   Shelby County Sheriff's Department  
                                   Collierville Police Department  
                                   Memphis Police Department



Crimes Against College Students as Reported by Local Agencies

**Vanderbilt University - 2009**

GROUP A OFFENSES	Total # of Incidents	Total # of Clearances
<b>Arson</b>	<b>0</b>	<b>0</b>
<b>Assault</b>	<b>14</b>	<b>5</b>
Aggravated Assault	1	0
Simple Assault	10	4
Intimidation	2	0
Stalking	1	1
<b>Bribery</b>	<b>0</b>	<b>0</b>
<b>Burglary</b>	<b>9</b>	<b>0</b>
<b>Counterfeiting/Forgery</b>	<b>0</b>	<b>0</b>
<b>Destruction/Damage/Vandalism</b>	<b>15</b>	<b>1</b>
<b>Drug/Narcotic Offenses</b>	<b>0</b>	<b>0</b>
Drug/Narcotic Violations	0	0
Drug/Narcotic Equipment Violations	0	0
<b>Embezzlement</b>	<b>0</b>	<b>0</b>
<b>Extortion/Blackmail</b>	<b>0</b>	<b>0</b>
<b>Fraud Offenses</b>	<b>4</b>	<b>0</b>
Fraud - False Pretenses	3	0
Fraud - Credit Card/ATM	1	0
Fraud - Impersonation	0	0
Fraud - Welfare	0	0
Fraud - Wire	0	0
<b>Gambling Offenses</b>	<b>0</b>	<b>0</b>
Gambling - Betting/Wagering	0	0
Gambling - Operating/Promoting	0	0
Gambling - Equipment Violations	0	0
Gambling - Sports Tampering	0	0
<b>Homicide Offenses</b>	<b>0</b>	<b>0</b>
Murder	0	0
Negligent Manslaughter	0	0
<b>Motor Vehicle Theft</b>	<b>3</b>	<b>0</b>
<b>Pornography/Obscene Material</b>	<b>0</b>	<b>0</b>
<b>Robbery</b>	<b>7</b>	<b>0</b>
<b>Stolen Property Offenses</b>	<b>0</b>	<b>0</b>
<b>Weapon Law Violations</b>	<b>0</b>	<b>0</b>
<b>Kidnaping/Abduction</b>	<b>0</b>	<b>0</b>

GROUP A OFFENSES	Total # of Incidents	Total # of Clearances
<b>Larceny/Theft Offenses</b>	<b>56</b>	<b>1</b>
Theft - Pocket-picking	0	0
Theft - Purse Snatching	0	0
Theft - Shoplifting	0	0
Theft From Building	6	0
Theft From Coin Machine	0	0
Theft From Motor Vehicle	35	1
Theft of Motor Vehicle Parts	8	0
Theft - All Other Larceny	7	0
<b>Prostitution Offenses</b>	<b>0</b>	<b>0</b>
Prostitution	0	0
Prostitution Assisting/Promoting	0	0
<b>Sex Offenses, Forcible</b>	<b>0</b>	<b>0</b>
Forcible Rape	0	0
Forcible Sodomy	0	0
Sexual Assault W/Object	0	0
Forcible Fondling	0	0
<b>Sex Offenses, Non Forcible</b>	<b>0</b>	<b>0</b>
Incest	0	0
Statutory Rape	0	0

Reporting Agency: Nashville Metro Police Department



Crimes Against College Students as Reported by Local Agencies

**Volunteer State Community College - 2009**


GROUP A OFFENSES	Total # of Incidents	Total # of Clearances
<b>Arson</b>	<b>0</b>	<b>0</b>
<b>Assault</b>	<b>2</b>	<b>2</b>
Aggravated Assault	0	0
Simple Assault	2	2
Intimidation	0	0
Stalking	0	0
<b>Bribery</b>	<b>0</b>	<b>0</b>
<b>Burglary</b>	<b>0</b>	<b>0</b>
<b>Counterfeiting/Forgery</b>	<b>0</b>	<b>0</b>
<b>Destruction/Damage/Vandalism</b>	<b>0</b>	<b>0</b>
<b>Drug/Narcotic Offenses</b>	<b>0</b>	<b>0</b>
Drug/Narcotic Violations	0	0
Drug/Narcotic Equipment Violations	0	0
<b>Embezzlement</b>	<b>0</b>	<b>0</b>
<b>Extortion/Blackmail</b>	<b>0</b>	<b>0</b>
<b>Fraud Offenses</b>	<b>0</b>	<b>0</b>
Fraud - False Pretenses	0	0
Fraud - Credit Card/ATM	0	0
Fraud - Impersonation	0	0
Fraud - Welfare	0	0
Fraud - Wire	0	0
<b>Gambling Offenses</b>	<b>0</b>	<b>0</b>
Gambling - Betting/Wagering	0	0
Gambling - Operating/Promoting	0	0
Gambling - Equipment Violations	0	0
Gambling - Sports Tampering	0	0
<b>Homicide Offenses</b>	<b>0</b>	<b>0</b>
Murder	0	0
Negligent Manslaughter	0	0
<b>Motor Vehicle Theft</b>	<b>0</b>	<b>0</b>
<b>Pornography/Obscene Material</b>	<b>0</b>	<b>0</b>
<b>Robbery</b>	<b>0</b>	<b>0</b>
<b>Stolen Property Offenses</b>	<b>0</b>	<b>0</b>
<b>Weapon Law Violations</b>	<b>0</b>	<b>0</b>
<b>Kidnaping/Abduction</b>	<b>0</b>	<b>0</b>

GROUP A OFFENSES	Total # of Incidents	Total # of Clearances
<b>Larceny/Theft Offenses</b>	<b>1</b>	<b>1</b>
Theft - Pocket-picking	0	0
Theft - Purse Snatching	0	0
Theft - Shoplifting	0	0
Theft From Building	0	0
Theft From Coin Machine	0	0
Theft From Motor Vehicle	1	1
Theft of Motor Vehicle Parts	0	0
Theft - All Other Larceny	0	0
<b>Prostitution Offenses</b>	<b>0</b>	<b>0</b>
Prostitution	0	0
Prostitution Assisting/Promoting	0	0
<b>Sex Offenses, Forcible</b>	<b>0</b>	<b>0</b>
Forcible Rape	0	0
Forcible Sodomy	0	0
Sexual Assault W/Object	0	0
Forcible Fondling	0	0
<b>Sex Offenses, Non Forcible</b>	<b>0</b>	<b>0</b>
Incest	0	0
Statutory Rape	0	0

Reporting Agency: Gallatin Police Department



Independent Reporting Colleges' Summaries



## Independent Reporting College Summaries

During the 2006 General Assembly session, changes were made to T.C.A. § 49-7-2202 and 47-7-2203. The change in the law requires that any college/institution that must submit criminal statistics to the Secretary of the U.S. Department of Education under 20 U.S.C.A. 1070, *et. seq.*, will be required to submit to the Tennessee Incident Based Reporting System. The colleges/institutions listed below fall under the Higher Education Commission category of Authorized Postsecondary Institutions that are required to report to the U.S Department of Education.

Data is included for those colleges that submitted reports.

### Independent Reporting Colleges Eligible to Report Criminal Statistics

All Saints Bible College	National College of Business & Technology - Bristol	O'More College of Design
American Baptist College	MedVance Institute - Cookeville	Remington College - Nashville Campus
Argosy University - Nashville	MedVance Institute - Nashville	Richmont Graduate University
Art Institute of Tennessee - Nashville	Memphis Theological Seminary	South College
Belhaven College	Mid-American Baptist Theological Seminary	Strayer University - Knoxville Campus
Chattanooga College Medical, Dental and Technical Careers	Middle Tennessee School of Anesthesia	Strayer University - Memphis - Thousand Oaks Campus
ConCorde College	Miller Motte Technical College - Chattanooga	Strayer University - Nashville Campus
Embry-Riddle Aeronautical University - Memphis	Miller-Motte Technical College - Goodlettsville	Strayer University - Shelby Oaks Campus
Fountainhead College of Technology	Nashville Auto Diesel College	Tech Skills - Memphis
Franklin Academy	Nashville College of Medical Careers	TechSkills - Nashville
High Tech Institute – Memphis	National College of Business & Technology - Bartlett	University of Phoenix - Chattanooga
High Tech Institute - Nashville	National College of Business & Technology - Bristol	University of Phoenix - Franklin
ITT Technical Institute- Chattanooga	National College of Business & Technology - Knoxville	University of Phoenix - Memphis
ITT Technical Institute - Cordova	National College of Business & Technology - Madison	University of Phoenix - Nashville
ITT Technical Institute - Knoxville	National College of Business & Technology – Memphis	Vatterott Career College
ITT Technical Institute – Nashville	National College of Business and Technology - Nashville	Visible School - Music and Worship Arts College
MedVance Institute - Cookeville	North Central Institute	West Tennessee Business College
	Nossi College of Art	



## All Saints Bible College 2009

Offense	Year	On Campus Property	*Residential Facilities	Non Campus Property	Public Property	Optional Total
Murder / Non-Negligent Manslaughter	2009	0	0	0	0	0
Negligent Manslaughter	2009	0	0	0	0	0
Sex Offenses, Forcible	2009	0	0	0	0	0
Sex Offenses, Non-Forcible	2009	0	0	0	0	0
Robbery	2009	0	0	0	0	0
Aggravated Assault	2009	0	0	0	0	0
Burglary	2009	0	0	0	0	0
Motor Vehicle Theft	2009	0	0	0	0	0
Arson	2009	0	0	0	0	0
Liquor Law Arrests	2009	0	0	0	0	0
Liquor Law Violations Referred For Disciplinary Action	2009	0	0	0	0	0
Drug Law Arrests	2009	0	0	0	0	0
Drug Law Violations Referred For Disciplinary Action	2009	0	0	0	0	0
Illegal Weapons Possession Arrests	2009	0	0	0	0	0
Illegal Weapons Possession Violations Referred For Disciplinary Action	2009	0	0	0	0	0

\* Crime In The Residential Facilities Column Are Included In The On-Campus Category.



## American Baptist College 2009

Offense	Year	On Campus Property	*Residential Facilities	Non Campus Property	Public Property	Optional Total
Murder / Non-Negligent Manslaughter	2009	0	0	0	0	0
Negligent Manslaughter	2009	0	0	0	0	0
Sex Offenses, Forcible	2009	0	0	0	0	0
Sex Offenses, Non-Forcible	2009	0	0	0	0	0
Robbery	2009	0	0	0	0	0
Aggravated Assault	2009	0	0	0	0	0
Burglary	2009	0	0	0	0	0
Motor Vehicle Theft	2009	0	0	0	0	0
Arson	2009	0	0	0	0	0
Liquor Law Arrests	2009	0	0	0	0	0
Liquor Law Violations Referred For Disciplinary Action	2009	0	0	0	0	0
Drug Law Arrests	2009	0	0	0	0	0
Drug Law Violations Referred For Disciplinary Action	2009	0	0	0	0	0
Illegal Weapons Possession Arrests	2009	0	0	0	0	0
Illegal Weapons Possession Violations Referred For Disciplinary Action	2009	0	0	0	0	0

\* Crime In The Residential Facilities Column Are Included In The On-Campus Category.



# Belhaven College 2009

Offense	Year	On Campus Property	*Residential Facilities	Non Campus Property	Public Property	Optional Total
Murder / Non-Negligent Manslaughter	2009	0	0	0	0	0
Negligent Manslaughter	2009	0	0	0	0	0
Sex Offenses, Forcible	2009	0	0	0	0	0
Sex Offenses, Non-Forcible	2009	0	0	0	0	0
Robbery	2009	0	0	0	0	0
Aggravated Assault	2009	0	0	0	0	0
Burglary	2009	0	0	0	0	0
Motor Vehicle Theft	2009	0	0	0	0	0
Arson	2009	0	0	0	0	0
Liquor Law Arrests	2009	0	0	0	0	0
Liquor Law Violations Referred For Disciplinary Action	2009	0	0	0	0	0
Drug Law Arrests	2009	0	0	0	0	0
Drug Law Violations Referred For Disciplinary Action	2009	0	0	0	0	0
Illegal Weapons Possession Arrests	2009	0	0	0	0	0
Illegal Weapons Possession Violations Referred For Disciplinary Action	2009	0	0	0	0	0

\* Crime In The Residential Facilities Column Are Included In The On-Campus Category.



## Chattanooga College Medical, Dental and Technical Careers 2009

Offense	Year	On Campus Property	*Residential Facilities	Non Campus Property	Public Property	Optional Total
Murder / Non-Negligent Manslaughter	2009	0	0	0	0	0
Negligent Manslaughter	2009	0	0	0	0	0
Sex Offenses, Forcible	2009	0	0	0	0	0
Sex Offenses, Non-Forcible	2009	0	0	0	0	0
Robbery	2009	0	0	0	0	0
Aggravated Assault	2009	0	0	0	0	0
Burglary	2009	0	0	0	0	0
Motor Vehicle Theft	2009	0	0	0	0	0
Arson	2009	0	0	0	0	0
Liquor Law Arrests	2009	0	0	0	0	0
Liquor Law Violations Referred For Disciplinary Action	2009	0	0	0	0	0
Drug Law Arrests	2009	0	0	0	0	0
Drug Law Violations Referred For Disciplinary Action	2009	0	0	0	0	0
Illegal Weapons Possession Arrests	2009	0	0	0	0	0
Illegal Weapons Possession Violations Referred For Disciplinary Action	2009	0	0	0	0	0

\* Crime In The Residential Facilities Column Are Included In The On-Campus Category.



## ConCorde College 2009

Offense	Year	On Campus Property	*Residential Facilities	Non Campus Property	Public Property	Optional Total
Murder / Non-Negligent Manslaughter	2009	0	0	0	0	0
Negligent Manslaughter	2009	0	0	0	0	0
Sex Offenses, Forcible	2009	0	0	0	0	0
Sex Offenses, Non-Forcible	2009	0	0	0	0	0
Robbery	2009	0	0	0	0	0
Aggravated Assault	2009	0	0	0	0	0
Burglary	2009	0	0	0	0	0
Motor Vehicle Theft	2009	0	0	0	0	0
Arson	2009	0	0	0	0	0
Liquor Law Arrests	2009	0	0	0	0	0
Liquor Law Violations Referred For Disciplinary Action	2009	0	0	0	0	0
Drug Law Arrests	2009	0	0	0	0	0
Drug Law Violations Referred For Disciplinary Action	2009	0	0	0	0	0
Illegal Weapons Possession Arrests	2009	0	0	0	0	0
Illegal Weapons Possession Violations Referred For Disciplinary Action	2009	0	0	0	0	0

\* Crime In The Residential Facilities Column Are Included In The On-Campus Category.



## Embry-Riddle Aeronautical University – Memphis 2009

Offense	Year	On Campus Property	*Residential Facilities	Non Campus Property	Public Property	Optional Total
Murder / Non-Negligent Manslaughter	2009	0	0	0	0	0
Negligent Manslaughter	2009	0	0	0	0	0
Sex Offenses, Forcible	2009	0	0	0	0	0
Sex Offenses, Non-Forcible	2009	0	0	0	0	0
Robbery	2009	0	0	0	0	0
Aggravated Assault	2009	0	0	0	0	0
Burglary	2009	0	0	0	0	0
Motor Vehicle Theft	2009	0	0	0	0	0
Arson	2009	0	0	0	0	0
Liquor Law Arrests	2009	0	0	0	0	0
Liquor Law Violations Referred For Disciplinary Action	2009	0	0	0	0	0
Drug Law Arrests	2009	0	0	0	0	0
Drug Law Violations Referred For Disciplinary Action	2009	0	0	0	0	0
Illegal Weapons Possession Arrests	2009	0	0	0	0	0
Illegal Weapons Possession Violations Referred For Disciplinary Action	2009	0	0	0	0	0

\* Crime In The Residential Facilities Column Are Included In The On-Campus Category.



## Fountainhead College of Technology 2009

Offense	Year	On Campus Property	*Residential Facilities	Non Campus Property	Public Property	Optional Total
Murder / Non-Negligent Manslaughter	2009	0	0	0	0	0
Negligent Manslaughter	2009	0	0	0	0	0
Sex Offenses, Forcible	2009	0	0	0	0	0
Sex Offenses, Non-Forcible	2009	0	0	0	0	0
Robbery	2009	0	0	0	0	0
Aggravated Assault	2009	0	0	0	0	0
Burglary	2009	1	0	0	0	1
Motor Vehicle Theft	2009	0	0	0	0	0
Arson	2009	0	0	0	0	0
Liquor Law Arrests	2009	0	0	0	0	0
Liquor Law Violations Referred For Disciplinary Action	2009	0	0	0	0	0
Drug Law Arrests	2009	0	0	0	0	0
Drug Law Violations Referred For Disciplinary Action	2009	0	0	0	0	0
Illegal Weapons Possession Arrests	2009	0	0	0	0	0
Illegal Weapons Possession Violations Referred For Disciplinary Action	2009	0	0	0	0	0

\* Crime In The Residential Facilities Column Are Included In The On-Campus Category.



## Franklin Academy 2009

Offense	Year	On Campus Property	*Residential Facilities	Non Campus Property	Public Property	Optional Total
Murder / Non-Negligent Manslaughter	2009	0	0	0	0	0
Negligent Manslaughter	2009	0	0	0	0	0
Sex Offenses, Forcible	2009	0	0	0	0	0
Sex Offenses, Non-Forcible	2009	0	0	0	0	0
Robbery	2009	0	0	0	0	0
Aggravated Assault	2009	0	0	0	0	0
Burglary	2009	0	0	0	0	0
Motor Vehicle Theft	2009	0	0	0	0	0
Arson	2009	0	0	0	0	0
Liquor Law Arrests	2009	0	0	0	0	0
Liquor Law Violations Referred For Disciplinary Action	2009	0	0	0	0	0
Drug Law Arrests	2009	0	0	0	0	0
Drug Law Violations Referred For Disciplinary Action	2009	0	0	0	0	0
Illegal Weapons Possession Arrests	2009	0	0	0	0	0
Illegal Weapons Possession Violations Referred For Disciplinary Action	2009	0	0	0	0	0

\* Crime In The Residential Facilities Column Are Included In The On-Campus Category.





## ITT Technical Institute - Chattanooga 2009

Offense	Year	On Campus Property	*Residential Facilities	Non Campus Property	Public Property	Optional Total
Murder / Non-Negligent Manslaughter	2009	0	0	0	0	0
Negligent Manslaughter	2009	0	0	0	0	0
Sex Offenses, Forcible	2009	0	0	0	0	0
Sex Offenses, Non-Forcible	2009	0	0	0	0	0
Robbery	2009	1	0	0	0	1
Aggravated Assault	2009	0	0	0	0	0
Burglary	2009	0	0	0	0	0
Motor Vehicle Theft	2009	0	0	0	0	0
Arson	2009	0	0	0	0	0
Liquor Law Arrests	2009	0	0	0	0	0
Liquor Law Violations Referred For Disciplinary Action	2009	0	0	0	0	0
Drug Law Arrests	2009	0	0	0	0	0
Drug Law Violations Referred For Disciplinary Action	2009	0	0	0	0	0
Illegal Weapons Possession Arrests	2009	0	0	0	0	0
Illegal Weapons Possession Violations Referred For Disciplinary Action	2009	0	0	0	0	0

\* Crime In The Residential Facilities Column Are Included In The On-Campus Category.



## ITT Technical Institute - Cordova 2009

Offense	Year	On Campus Property	*Residential Facilities	Non Campus Property	Public Property	Optional Total
Murder / Non-Negligent Manslaughter	2009	0	0	0	0	0
Negligent Manslaughter	2009	0	0	0	0	0
Sex Offenses, Forcible	2009	0	0	0	0	0
Sex Offenses, Non-Forcible	2009	0	0	0	0	0
Robbery	2009	1	0	0	0	1
Aggravated Assault	2009	1	0	0	0	1
Burglary	2009	0	0	0	0	0
Motor Vehicle Theft	2009	0	0	0	0	0
Arson	2009	0	0	0	0	0
Liquor Law Arrests	2009	0	0	0	0	0
Liquor Law Violations Referred For Disciplinary Action	2009	0	0	0	0	0
Drug Law Arrests	2009	0	0	0	0	0
Drug Law Violations Referred For Disciplinary Action	2009	0	0	0	0	0
Illegal Weapons Possession Arrests	2009	0	0	0	0	0
Illegal Weapons Possession Violations Referred For Disciplinary Action	2009	0	0	0	0	0

\* Crime In The Residential Facilities Column Are Included In The On-Campus Category.



## ITT Technical Institute - Knoxville 2009

Offense	Year	On Campus Property	*Residential Facilities	Non Campus Property	Public Property	Optional Total
Murder / Non-Negligent Manslaughter	2009	0	0	0	0	0
Negligent Manslaughter	2009	0	0	0	0	0
Sex Offenses, Forcible	2009	0	0	0	0	0
Sex Offenses, Non-Forcible	2009	0	0	0	0	0
Robbery	2009	0	0	0	0	0
Aggravated Assault	2009	1	0	0	0	1
Burglary	2009	0	0	0	0	0
Motor Vehicle Theft	2009	0	0	0	0	0
Arson	2009	0	0	0	0	0
Liquor Law Arrests	2009	0	0	0	0	0
Liquor Law Violations Referred For Disciplinary Action	2009	0	0	0	0	0
Drug Law Arrests	2009	0	0	0	0	0
Drug Law Violations Referred For Disciplinary Action	2009	0	0	0	0	0
Illegal Weapons Possession Arrests	2009	0	0	0	0	0
Illegal Weapons Possession Violations Referred For Disciplinary Action	2009	0	0	0	0	0

\* Crime In The Residential Facilities Column Are Included In The On-Campus Category.



## ITT Technical Institute - Nashville 2009

Offense	Year	On Campus Property	*Residential Facilities	Non Campus Property	Public Property	Optional Total
Murder / Non-Negligent Manslaughter	2009	0	0	0	0	0
Negligent Manslaughter	2009	0	0	0	0	0
Sex Offenses, Forcible	2009	0	0	0	0	0
Sex Offenses, Non-Forcible	2009	0	0	0	0	0
Robbery	2009	3	0	0	0	3
Aggravated Assault	2009	1	0	0	0	1
Burglary	2009	2	0	0	0	2
Motor Vehicle Theft	2009	1	0	0	0	1
Arson	2009	0	0	0	0	0
Liquor Law Arrests	2009	0	0	0	0	0
Liquor Law Violations Referred For Disciplinary Action	2009	0	0	0	0	0
Drug Law Arrests	2009	0	0	0	0	0
Drug Law Violations Referred For Disciplinary Action	2009	0	0	0	0	0
Illegal Weapons Possession Arrests	2009	0	0	0	0	0
Illegal Weapons Possession Violations Referred For Disciplinary Action	2009	0	0	0	0	0

\* Crime In The Residential Facilities Column Are Included In The On-Campus Category.



## MedVance Institute - Cookeville 2009

Offense	Year	On Campus Property	*Residential Facilities	Non Campus Property	Public Property	Optional Total
Murder / Non-Negligent Manslaughter	2009	0	0	0	0	0
Negligent Manslaughter	2009	0	0	0	0	0
Sex Offenses, Forcible	2009	0	0	0	0	0
Sex Offenses, Non-Forcible	2009	0	0	0	0	0
Robbery	2009	0	0	0	0	0
Aggravated Assault	2009	0	0	0	0	0
Burglary	2009	0	0	1	0	1
Motor Vehicle Theft	2009	0	0	0	0	0
Arson	2009	0	0	0	0	0
Liquor Law Arrests	2009	0	0	0	0	0
Liquor Law Violations Referred For Disciplinary Action	2009	0	0	0	0	0
Drug Law Arrests	2009	0	0	0	0	0
Drug Law Violations Referred For Disciplinary Action	2009	0	0	0	0	0
Illegal Weapons Possession Arrests	2009	0	0	0	0	0
Illegal Weapons Possession Violations Referred For Disciplinary Action	2009	0	0	0	0	0

\* Crime In The Residential Facilities Column Are Included In The On-Campus Category.



## MedVance Institute - Nashville 2009

Offense	Year	On Campus Property	*Residential Facilities	Non Campus Property	Public Property	Optional Total
Murder / Non-Negligent Manslaughter	2009	0	0	0	0	0
Negligent Manslaughter	2009	0	0	0	0	0
Sex Offenses, Forcible	2009	0	0	0	0	0
Sex Offenses, Non-Forcible	2009	0	0	0	0	0
Robbery	2009	0	0	0	0	0
Aggravated Assault	2009	0	0	0	0	0
Burglary	2009	0	0	0	0	0
Motor Vehicle Theft	2009	0	0	0	0	0
Arson	2009	0	0	0	0	0
Liquor Law Arrests	2009	0	0	0	0	0
Liquor Law Violations Referred For Disciplinary Action	2009	0	0	0	0	0
Drug Law Arrests	2009	0	0	0	0	0
Drug Law Violations Referred For Disciplinary Action	2009	0	0	0	0	0
Illegal Weapons Possession Arrests	2009	0	0	0	0	0
Illegal Weapons Possession Violations Referred For Disciplinary Action	2009	0	0	0	0	0

\* Crime In The Residential Facilities Column Are Included In The On-Campus Category.



## Memphis Theological Seminary 2009

Offense	Year	On Campus Property	*Residential Facilities	Non Campus Property	Public Property	Optional Total
Murder / Non-Negligent Manslaughter	2009	0	0	0	0	0
Negligent Manslaughter	2009	0	0	0	0	0
Sex Offenses, Forcible	2009	0	0	0	0	0
Sex Offenses, Non-Forcible	2009	0	0	0	0	0
Robbery	2009	0	0	0	0	0
Aggravated Assault	2009	0	0	0	0	0
Burglary	2009	0	0	0	0	0
Motor Vehicle Theft	2009	0	0	0	0	0
Arson	2009	0	0	0	0	0
Liquor Law Arrests	2009	0	0	0	0	0
Liquor Law Violations Referred For Disciplinary Action	2009	0	0	0	0	0
Drug Law Arrests	2009	0	0	0	0	0
Drug Law Violations Referred For Disciplinary Action	2009	0	0	0	0	0
Illegal Weapons Possession Arrests	2009	0	0	0	0	0
Illegal Weapons Possession Violations Referred For Disciplinary Action	2009	0	0	0	0	0

\* Crime In The Residential Facilities Column Are Included In The On-Campus Category.



## Mid-American Baptist Theological Seminary 2009

Offense	Year	On Campus Property	*Residential Facilities	Non Campus Property	Public Property	Optional Total
Murder / Non-Negligent Manslaughter	2009	0	0	0	0	0
Negligent Manslaughter	2009	0	0	0	0	0
Sex Offenses, Forcible	2009	0	0	0	0	0
Sex Offenses, Non-Forcible	2009	0	0	0	0	0
Robbery	2009	0	0	0	0	0
Aggravated Assault	2009	0	0	0	0	0
Burglary	2009	0	0	0	0	0
Motor Vehicle Theft	2009	0	0	0	0	0
Arson	2009	0	0	0	0	0
Liquor Law Arrests	2009	0	0	0	0	0
Liquor Law Violations Referred For Disciplinary Action	2009	0	0	0	0	0
Drug Law Arrests	2009	0	0	0	0	0
Drug Law Violations Referred For Disciplinary Action	2009	0	0	0	0	0
Illegal Weapons Possession Arrests	2009	0	0	0	0	0
Illegal Weapons Possession Violations Referred For Disciplinary Action	2009	0	0	0	0	0

\* Crime In The Residential Facilities Column Are Included In The On-Campus Category.





## Middle Tennessee School of Anesthesia 2009

Offense	Year	On Campus Property	*Residential Facilities	Non Campus Property	Public Property	Optional Total
Murder / Non-Negligent Manslaughter	2009	0	0	0	0	0
Negligent Manslaughter	2009	0	0	0	0	0
Sex Offenses, Forcible	2009	0	0	0	0	0
Sex Offenses, Non-Forcible	2009	0	0	0	0	0
Robbery	2009	0	0	0	0	0
Aggravated Assault	2009	0	0	0	0	0
Burglary	2009	0	0	0	0	0
Motor Vehicle Theft	2009	0	0	0	0	0
Arson	2009	0	0	0	0	0
Liquor Law Arrests	2009	0	0	0	0	0
Liquor Law Violations Referred For Disciplinary Action	2009	0	0	0	0	0
Drug Law Arrests	2009	0	0	0	0	0
Drug Law Violations Referred For Disciplinary Action	2009	0	0	0	0	0
Illegal Weapons Possession Arrests	2009	0	0	0	0	0
Illegal Weapons Possession Violations Referred For Disciplinary Action	2009	0	0	0	0	0

\* Crime In The Residential Facilities Column Are Included In The On-Campus Category.



## Miller Motte Technical College – Chattanooga 2009

Offense	Year	On Campus Property	*Residential Facilities	Non Campus Property	Public Property	Optional Total
Murder / Non-Negligent Manslaughter	2009	0	0	0	0	0
Negligent Manslaughter	2009	0	0	0	0	0
Sex Offenses, Forcible	2009	0	0	0	0	0
Sex Offenses, Non-Forcible	2009	0	0	0	0	0
Robbery	2009	0	0	0	0	0
Aggravated Assault	2009	0	0	0	0	0
Burglary	2009	0	0	0	0	0
Motor Vehicle Theft	2009	0	0	0	0	0
Arson	2009	0	0	0	0	0
Liquor Law Arrests	2009	0	0	0	0	0
Liquor Law Violations Referred For Disciplinary Action	2009	0	0	0	0	0
Drug Law Arrests	2009	0	0	0	0	0
Drug Law Violations Referred For Disciplinary Action	2009	0	0	0	0	0
Illegal Weapons Possession Arrests	2009	0	0	0	0	0
Illegal Weapons Possession Violations Referred For Disciplinary Action	2009	0	0	0	0	0

\* Crime In The Residential Facilities Column Are Included In The On-Campus Category.



## Miller Motte Technical College – Goodlettsville 2009

Offense	Year	On Campus Property	*Residential Facilities	Non Campus Property	Public Property	Optional Total
Murder / Non-Negligent Manslaughter	2009	0	0	0	0	0
Negligent Manslaughter	2009	0	0	0	0	0
Sex Offenses, Forcible	2009	0	0	0	0	0
Sex Offenses, Non-Forcible	2009	0	0	0	0	0
Robbery	2009	0	0	0	0	0
Aggravated Assault	2009	0	0	0	0	0
Burglary	2009	0	0	0	0	0
Motor Vehicle Theft	2009	0	0	0	0	0
Arson	2009	0	0	0	0	0
Liquor Law Arrests	2009	0	0	0	0	0
Liquor Law Violations Referred For Disciplinary Action	2009	0	0	0	0	0
Drug Law Arrests	2009	0	0	0	0	0
Drug Law Violations Referred For Disciplinary Action	2009	0	0	0	0	0
Illegal Weapons Possession Arrests	2009	0	0	0	0	0
Illegal Weapons Possession Violations Referred For Disciplinary Action	2009	0	0	0	0	0

\* Crime In The Residential Facilities Column Are Included In The On-Campus Category.



## Nashville Auto Diesel College 2009

Offense	Year	On Campus Property	*Residential Facilities	Non Campus Property	Public Property	Optional Total
Murder / Non-Negligent Manslaughter	2009	0	0	0	0	0
Negligent Manslaughter	2009	0	0	0	0	0
Sex Offenses, Forcible	2009	0	0	0	0	0
Sex Offenses, Non-Forcible	2009	0	0	0	0	0
Robbery	2009	0	0	1	0	1
Aggravated Assault	2009	7	1	2	0	9
Burglary	2009	31	30	4	0	35
Motor Vehicle Theft	2009	1	0	1	0	2
Arson	2009	0	0	0	0	0
Liquor Law Arrests	2009	0	0	0	0	0
Liquor Law Violations Referred For Disciplinary Action	2009	0	0	0	0	0
Drug Law Arrests	2009	0	0	0	0	0
Drug Law Violations Referred For Disciplinary Action	2009	30	18	0	0	30
Illegal Weapons Possession Arrests	2009	0	0	0	0	0
Illegal Weapons Possession Violations Referred For Disciplinary Action	2009	0	0	0	0	0

\* Crime In The Residential Facilities Column Are Included In The On-Campus Category.



## Nashville College of Medical Careers 2009

Offense	Year	On Campus Property	*Residential Facilities	Non Campus Property	Public Property	Optional Total
Murder / Non-Negligent Manslaughter	2009	0	0	0	0	0
Negligent Manslaughter	2009	0	0	0	0	0
Sex Offenses, Forcible	2009	0	0	0	0	0
Sex Offenses, Non-Forcible	2009	0	0	0	0	0
Robbery	2009	0	0	0	0	0
Aggravated Assault	2009	0	0	0	0	0
Burglary	2009	0	0	0	0	0
Motor Vehicle Theft	2009	0	0	0	0	0
Arson	2009	0	0	0	0	0
Liquor Law Arrests	2009	0	0	0	0	0
Liquor Law Violations Referred For Disciplinary Action	2009	0	0	0	0	0
Drug Law Arrests	2009	0	0	0	0	0
Drug Law Violations Referred For Disciplinary Action	2009	0	0	0	0	0
Illegal Weapons Possession Arrests	2009	0	0	0	0	0
Illegal Weapons Possession Violations Referred For Disciplinary Action	2009	0	0	0	0	0

\* Crime In The Residential Facilities Column Are Included In The On-Campus Category.



## National College of Business & Technology - Bartlett 2009

Offense	Year	On Campus Property	*Residential Facilities	Non Campus Property	Public Property	Optional Total
Murder / Non-Negligent Manslaughter	2009	0	0	0	0	0
Negligent Manslaughter	2009	0	0	0	0	0
Sex Offenses, Forcible	2009	0	0	0	0	0
Sex Offenses, Non-Forcible	2009	0	0	0	0	0
Robbery	2009	0	0	0	0	0
Aggravated Assault	2009	0	0	0	0	0
Burglary	2009	0	0	0	0	0
Motor Vehicle Theft	2009	0	0	0	0	0
Arson	2009	0	0	0	0	0
Liquor Law Arrests	2009	0	0	0	0	0
Liquor Law Violations Referred For Disciplinary Action	2009	0	0	0	0	0
Drug Law Arrests	2009	0	0	0	0	0
Drug Law Violations Referred For Disciplinary Action	2009	0	0	0	0	0
Illegal Weapons Possession Arrests	2009	0	0	0	0	0
Illegal Weapons Possession Violations Referred For Disciplinary Action	2009	0	0	0	0	0

\* Crime In The Residential Facilities Column Are Included In The On-Campus Category.



## National College of Business & Technology - Bristol 2009

Offense	Year	On Campus Property	*Residential Facilities	Non Campus Property	Public Property	Optional Total
Murder / Non-Negligent Manslaughter	2009	0	0	0	0	0
Negligent Manslaughter	2009	0	0	0	0	0
Sex Offenses, Forcible	2009	0	0	0	0	0
Sex Offenses, Non-Forcible	2009	0	0	0	0	0
Robbery	2009	0	0	0	0	0
Aggravated Assault	2009	0	0	0	0	0
Burglary	2009	0	0	0	0	0
Motor Vehicle Theft	2009	0	0	0	0	0
Arson	2009	0	0	0	0	0
Liquor Law Arrests	2009	0	0	0	0	0
Liquor Law Violations Referred For Disciplinary Action	2009	0	0	0	0	0
Drug Law Arrests	2009	0	0	0	0	0
Drug Law Violations Referred For Disciplinary Action	2009	0	0	0	0	0
Illegal Weapons Possession Arrests	2009	0	0	0	0	0
Illegal Weapons Possession Violations Referred For Disciplinary Action	2009	0	0	0	0	0

\* Crime In The Residential Facilities Column Are Included In The On-Campus Category.



## National College of Business & Technology - Knoxville 2009

Offense	Year	On Campus Property	*Residential Facilities	Non Campus Property	Public Property	Optional Total
Murder / Non-Negligent Manslaughter	2009	0	0	0	0	0
Negligent Manslaughter	2009	0	0	0	0	0
Sex Offenses, Forcible	2009	0	0	0	0	0
Sex Offenses, Non-Forcible	2009	0	0	0	0	0
Robbery	2009	0	0	0	0	0
Aggravated Assault	2009	0	0	0	0	0
Burglary	2009	0	0	0	0	0
Motor Vehicle Theft	2009	0	0	0	0	0
Arson	2009	0	0	0	0	0
Liquor Law Arrests	2009	0	0	0	0	0
Liquor Law Violations Referred For Disciplinary Action	2009	0	0	0	0	0
Drug Law Arrests	2009	0	0	0	0	0
Drug Law Violations Referred For Disciplinary Action	2009	0	0	0	0	0
Illegal Weapons Possession Arrests	2009	0	0	0	0	0
Illegal Weapons Possession Violations Referred For Disciplinary Action	2009	0	0	0	0	0

\* Crime In The Residential Facilities Column Are Included In The On-Campus Category.





## National College of Business & Technology - Madison 2009

Offense	Year	On Campus Property	*Residential Facilities	Non Campus Property	Public Property	Optional Total
Murder / Non-Negligent Manslaughter	2009	0	0	0	0	0
Negligent Manslaughter	2009	0	0	0	0	0
Sex Offenses, Forcible	2009	0	0	0	0	0
Sex Offenses, Non-Forcible	2009	0	0	0	0	0
Robbery	2009	0	0	0	0	0
Aggravated Assault	2009	0	0	0	0	0
Burglary	2009	0	0	0	0	0
Motor Vehicle Theft	2009	0	0	0	0	0
Arson	2009	0	0	0	0	0
Liquor Law Arrests	2009	0	0	0	0	0
Liquor Law Violations Referred For Disciplinary Action	2009	0	0	0	0	0
Drug Law Arrests	2009	0	0	0	0	0
Drug Law Violations Referred For Disciplinary Action	2009	0	0	0	0	0
Illegal Weapons Possession Arrests	2009	0	0	0	0	0
Illegal Weapons Possession Violations Referred For Disciplinary Action	2009	0	0	0	0	0

\* Crime In The Residential Facilities Column Are Included In The On-Campus Category.



## National College of Business & Technology - Memphis 2009

Offense	Year	On Campus Property	*Residential Facilities	Non Campus Property	Public Property	Optional Total
Murder / Non-Negligent Manslaughter	2009	0	0	0	0	0
Negligent Manslaughter	2009	0	0	0	0	0
Sex Offenses, Forcible	2009	0	0	0	0	0
Sex Offenses, Non-Forcible	2009	0	0	0	0	0
Robbery	2009	0	0	0	0	0
Aggravated Assault	2009	0	0	0	0	0
Burglary	2009	0	0	0	0	0
Motor Vehicle Theft	2009	0	0	0	0	0
Arson	2009	0	0	0	0	0
Liquor Law Arrests	2009	0	0	0	0	0
Liquor Law Violations Referred For Disciplinary Action	2009	0	0	0	0	0
Drug Law Arrests	2009	0	0	0	0	0
Drug Law Violations Referred For Disciplinary Action	2009	0	0	0	0	0
Illegal Weapons Possession Arrests	2009	0	0	0	0	0
Illegal Weapons Possession Violations Referred For Disciplinary Action	2009	0	0	0	0	0

\* Crime In The Residential Facilities Column Are Included In The On-Campus Category.



## National College of Business & Technology - Nashville 2009

Offense	Year	On Campus Property	*Residential Facilities	Non Campus Property	Public Property	Optional Total
Murder / Non-Negligent Manslaughter	2009	0	0	0	0	0
Negligent Manslaughter	2009	0	0	0	0	0
Sex Offenses, Forcible	2009	0	0	0	0	0
Sex Offenses, Non-Forcible	2009	0	0	0	0	0
Robbery	2009	0	0	0	0	0
Aggravated Assault	2009	0	0	0	0	0
Burglary	2009	0	0	0	0	0
Motor Vehicle Theft	2009	0	0	0	0	0
Arson	2009	0	0	0	0	0
Liquor Law Arrests	2009	0	0	0	0	0
Liquor Law Violations Referred For Disciplinary Action	2009	0	0	0	0	0
Drug Law Arrests	2009	0	0	0	0	0
Drug Law Violations Referred For Disciplinary Action	2009	0	0	0	0	0
Illegal Weapons Possession Arrests	2009	0	0	0	0	0
Illegal Weapons Possession Violations Referred For Disciplinary Action	2009	0	0	0	0	0

\* Crime In The Residential Facilities Column Are Included In The On-Campus Category.



## North Central Institute 2009

Offense	Year	On Campus Property	*Residential Facilities	Non Campus Property	Public Property	Optional Total
Murder / Non-Negligent Manslaughter	2009	0	0	0	0	0
Negligent Manslaughter	2009	0	0	0	0	0
Sex Offenses, Forcible	2009	0	0	0	0	0
Sex Offenses, Non-Forcible	2009	0	0	0	0	0
Robbery	2009	0	0	0	0	0
Aggravated Assault	2009	0	0	0	0	0
Burglary	2009	0	0	0	0	0
Motor Vehicle Theft	2009	0	0	0	0	0
Arson	2009	0	0	0	0	0
Liquor Law Arrests	2009	0	0	0	0	0
Liquor Law Violations Referred For Disciplinary Action	2009	0	0	0	0	0
Drug Law Arrests	2009	0	0	0	0	0
Drug Law Violations Referred For Disciplinary Action	2009	0	0	0	0	0
Illegal Weapons Possession Arrests	2009	0	0	0	0	0
Illegal Weapons Possession Violations Referred For Disciplinary Action	2009	0	0	0	0	0

\* Crime In The Residential Facilities Column Are Included In The On-Campus Category.



## Nossi College of Art 2009

Offense	Year	On Campus Property	*Residential Facilities	Non Campus Property	Public Property	Optional Total
Murder / Non-Negligent Manslaughter	2009	0	0	0	0	0
Negligent Manslaughter	2009	0	0	0	0	0
Sex Offenses, Forcible	2009	0	0	0	0	0
Sex Offenses, Non-Forcible	2009	0	0	0	0	0
Robbery	2009	0	0	0	0	0
Aggravated Assault	2009	0	0	0	0	0
Burglary	2009	0	0	0	0	0
Motor Vehicle Theft	2009	0	0	0	0	0
Arson	2009	0	0	0	0	0
Liquor Law Arrests	2009	0	0	0	0	0
Liquor Law Violations Referred For Disciplinary Action	2009	0	0	0	0	0
Drug Law Arrests	2009	0	0	0	0	0
Drug Law Violations Referred For Disciplinary Action	2009	0	0	0	0	0
Illegal Weapons Possession Arrests	2009	0	0	0	0	0
Illegal Weapons Possession Violations Referred For Disciplinary Action	2009	0	0	0	0	0

\* Crime In The Residential Facilities Column Are Included In The On-Campus Category.



## O'More College of Design 2009

Offense	Year	On Campus Property	*Residential Facilities	Non Campus Property	Public Property	Optional Total
Murder / Non-Negligent Manslaughter	2009	0	0	0	0	0
Negligent Manslaughter	2009	0	0	0	0	0
Sex Offenses, Forcible	2009	0	0	0	0	0
Sex Offenses, Non-Forcible	2009	0	0	0	0	0
Robbery	2009	0	0	0	0	0
Aggravated Assault	2009	0	0	0	0	0
Burglary	2009	0	0	0	0	0
Motor Vehicle Theft	2009	0	0	0	0	0
Arson	2009	0	0	0	0	0
Liquor Law Arrests	2009	0	0	0	0	0
Liquor Law Violations Referred For Disciplinary Action	2009	0	0	0	0	0
Drug Law Arrests	2009	0	0	0	0	0
Drug Law Violations Referred For Disciplinary Action	2009	0	0	0	0	0
Illegal Weapons Possession Arrests	2009	0	0	0	0	0
Illegal Weapons Possession Violations Referred For Disciplinary Action	2009	0	0	0	0	0

\* Crime In The Residential Facilities Column Are Included In The On-Campus Category.



## Richmont Graduate University 2009

Offense	Year	On Campus Property	*Residential Facilities	Non Campus Property	Public Property	Optional Total
Murder / Non-Negligent Manslaughter	2009	0	0	0	0	0
Negligent Manslaughter	2009	0	0	0	0	0
Sex Offenses, Forcible	2009	0	0	0	0	0
Sex Offenses, Non-Forcible	2009	0	0	0	0	0
Robbery	2009	0	0	0	0	0
Aggravated Assault	2009	0	0	0	0	0
Burglary	2009	2	0	0	0	2
Motor Vehicle Theft	2009	0	0	0	0	0
Arson	2009	0	0	0	0	0
Liquor Law Arrests	2009	0	0	0	0	0
Liquor Law Violations Referred For Disciplinary Action	2009	0	0	0	0	0
Drug Law Arrests	2009	0	0	0	0	0
Drug Law Violations Referred For Disciplinary Action	2009	0	0	0	0	0
Illegal Weapons Possession Arrests	2009	0	0	0	0	0
Illegal Weapons Possession Violations Referred For Disciplinary Action	2009	0	0	0	0	0

\* Crime In The Residential Facilities Column Are Included In The On-Campus Category.



## South College 2009

Offense	Year	On Campus Property	*Residential Facilities	Non Campus Property	Public Property	Optional Total
Murder / Non-Negligent Manslaughter	2009	0	0	0	0	0
Negligent Manslaughter	2009	0	0	0	0	0
Sex Offenses, Forcible	2009	0	0	0	0	0
Sex Offenses, Non-Forcible	2009	0	0	0	0	0
Robbery	2009	0	0	0	0	0
Aggravated Assault	2009	0	0	0	0	0
Burglary	2009	0	0	0	0	0
Motor Vehicle Theft	2009	0	0	0	0	0
Arson	2009	0	0	0	0	0
Liquor Law Arrests	2009	3	0	0	0	3
Liquor Law Violations Referred For Disciplinary Action	2009	0	0	0	0	0
Drug Law Arrests	2009	2	0	0	0	2
Drug Law Violations Referred For Disciplinary Action	2009	0	0	0	0	0
Illegal Weapons Possession Arrests	2009	0	0	0	0	0
Illegal Weapons Possession Violations Referred For Disciplinary Action	2009	0	0	0	0	0

\* Crime In The Residential Facilities Column Are Included In The On-Campus Category.





## Strayer University – Knoxville 2009

Offense	Year	On Campus Property	*Residential Facilities	Non Campus Property	Public Property	Optional Total
Murder / Non-Negligent Manslaughter	2009	0	0	0	0	0
Negligent Manslaughter	2009	0	0	0	0	0
Sex Offenses, Forcible	2009	0	0	0	0	0
Sex Offenses, Non-Forcible	2009	0	0	0	0	0
Robbery	2009	0	0	0	0	0
Aggravated Assault	2009	0	0	0	0	0
Burglary	2009	0	0	0	0	0
Motor Vehicle Theft	2009	0	0	0	0	0
Arson	2009	0	0	0	0	0
Liquor Law Arrests	2009	0	0	0	0	0
Liquor Law Violations Referred For Disciplinary Action	2009	0	0	0	0	0
Drug Law Arrests	2009	0	0	0	0	0
Drug Law Violations Referred For Disciplinary Action	2009	0	0	0	0	0
Illegal Weapons Possession Arrests	2009	0	0	0	0	0
Illegal Weapons Possession Violations Referred For Disciplinary Action	2009	0	0	0	0	0

\* Crime In The Residential Facilities Column Are Included In The On-Campus Category.



## Strayer University – Memphis – Shelby Oaks Campus 2009

Offense	Year	On Campus Property	*Residential Facilities	Non Campus Property	Public Property	Optional Total
Murder / Non-Negligent Manslaughter	2009	0	0	0	0	0
Negligent Manslaughter	2009	0	0	0	0	0
Sex Offenses, Forcible	2009	0	0	0	0	0
Sex Offenses, Non-Forcible	2009	0	0	0	0	0
Robbery	2009	0	0	0	0	0
Aggravated Assault	2009	0	0	0	0	0
Burglary	2009	0	0	0	0	0
Motor Vehicle Theft	2009	0	0	0	0	0
Arson	2009	0	0	0	0	0
Liquor Law Arrests	2009	0	0	0	0	0
Liquor Law Violations Referred For Disciplinary Action	2009	0	0	0	0	0
Drug Law Arrests	2009	0	0	0	0	0
Drug Law Violations Referred For Disciplinary Action	2009	0	0	0	0	0
Illegal Weapons Possession Arrests	2009	0	0	0	0	0
Illegal Weapons Possession Violations Referred For Disciplinary Action	2009	0	0	0	0	0

\* Crime In The Residential Facilities Column Are Included In The On-Campus Category.



## Strayer University – Memphis – Thousand Oaks Campus 2009

Offense	Year	On Campus Property	*Residential Facilities	Non Campus Property	Public Property	Optional Total
Murder / Non-Negligent Manslaughter	2009	0	0	0	0	0
Negligent Manslaughter	2009	0	0	0	0	0
Sex Offenses, Forcible	2009	0	0	0	0	0
Sex Offenses, Non-Forcible	2009	0	0	0	0	0
Robbery	2009	0	0	0	0	0
Aggravated Assault	2009	0	0	0	0	0
Burglary	2009	0	0	0	0	0
Motor Vehicle Theft	2009	0	0	0	0	0
Arson	2009	0	0	0	0	0
Liquor Law Arrests	2009	0	0	0	0	0
Liquor Law Violations Referred For Disciplinary Action	2009	0	0	0	0	0
Drug Law Arrests	2009	0	0	0	0	0
Drug Law Violations Referred For Disciplinary Action	2009	0	0	0	0	0
Illegal Weapons Possession Arrests	2009	0	0	0	0	0
Illegal Weapons Possession Violations Referred For Disciplinary Action	2009	0	0	0	0	0

\* Crime In The Residential Facilities Column Are Included In The On-Campus Category.



## Strayer University – Nashville 2009

Offense	Year	On Campus Property	*Residential Facilities	Non Campus Property	Public Property	Optional Total
Murder / Non-Negligent Manslaughter	2009	0	0	0	0	0
Negligent Manslaughter	2009	0	0	0	0	0
Sex Offenses, Forcible	2009	0	0	0	0	0
Sex Offenses, Non-Forcible	2009	0	0	0	0	0
Robbery	2009	0	0	0	0	0
Aggravated Assault	2009	0	0	0	0	0
Burglary	2009	0	0	0	0	0
Motor Vehicle Theft	2009	0	0	0	0	0
Arson	2009	0	0	0	0	0
Liquor Law Arrests	2009	0	0	0	0	0
Liquor Law Violations Referred For Disciplinary Action	2009	0	0	0	0	0
Drug Law Arrests	2009	0	0	0	0	0
Drug Law Violations Referred For Disciplinary Action	2009	0	0	0	0	0
Illegal Weapons Possession Arrests	2009	0	0	0	0	0
Illegal Weapons Possession Violations Referred For Disciplinary Action	2009	0	0	0	0	0

\* Crime In The Residential Facilities Column Are Included In The On-Campus Category.



## TechSkills – Nashville 2009

Offense	Year	On Campus Property	*Residential Facilities	Non Campus Property	Public Property	Optional Total
Murder / Non-Negligent Manslaughter	2009	0	0	0	0	0
Negligent Manslaughter	2009	0	0	0	0	0
Sex Offenses, Forcible	2009	0	0	0	0	0
Sex Offenses, Non-Forcible	2009	0	0	0	0	0
Robbery	2009	0	0	0	0	0
Aggravated Assault	2009	0	0	0	0	0
Burglary	2009	0	0	0	0	0
Motor Vehicle Theft	2009	0	0	0	0	0
Arson	2009	0	0	0	0	0
Liquor Law Arrests	2009	0	0	0	0	0
Liquor Law Violations Referred For Disciplinary Action	2009	0	0	0	0	0
Drug Law Arrests	2009	0	0	0	0	0
Drug Law Violations Referred For Disciplinary Action	2009	0	0	0	0	0
Illegal Weapons Possession Arrests	2009	0	0	0	0	0
Illegal Weapons Possession Violations Referred For Disciplinary Action	2009	0	0	0	0	0

\* Crime In The Residential Facilities Column Are Included In The On-Campus Category.



## University of Phoenix - Chattanooga 2009

Offense	Year	On Campus Property	*Residential Facilities	Non Campus Property	Public Property	Optional Total
Murder / Non-Negligent Manslaughter	2009	0	0	0	0	0
Negligent Manslaughter	2009	0	0	0	0	0
Sex Offenses, Forcible	2009	0	0	0	0	0
Sex Offenses, Non-Forcible	2009	0	0	0	0	0
Robbery	2009	0	0	0	0	0
Aggravated Assault	2009	0	0	0	0	0
Burglary	2009	0	0	0	0	0
Motor Vehicle Theft	2009	0	0	0	0	0
Arson	2009	0	0	0	0	0
Liquor Law Arrests	2009	0	0	0	0	0
Liquor Law Violations Referred For Disciplinary Action	2009	0	0	0	0	0
Drug Law Arrests	2009	0	0	0	0	0
Drug Law Violations Referred For Disciplinary Action	2009	0	0	0	0	0
Illegal Weapons Possession Arrests	2009	0	0	0	0	0
Illegal Weapons Possession Violations Referred For Disciplinary Action	2009	0	0	0	0	0

\* Crime In The Residential Facilities Column Are Included In The On-Campus Category.



## University of Phoenix - Memphis 2009

Offense	Year	On Campus Property	*Residential Facilities	Non Campus Property	Public Property	Optional Total
Murder / Non-Negligent Manslaughter	2009	0	0	0	0	0
Negligent Manslaughter	2009	0	0	0	0	0
Sex Offenses, Forcible	2009	0	0	0	0	0
Sex Offenses, Non-Forcible	2009	0	0	0	0	0
Robbery	2009	0	0	0	0	0
Aggravated Assault	2009	0	0	0	0	0
Burglary	2009	0	0	0	0	0
Motor Vehicle Theft	2009	0	0	0	0	0
Arson	2009	0	0	0	0	0
Liquor Law Arrests	2009	0	0	0	0	0
Liquor Law Violations Referred For Disciplinary Action	2009	0	0	0	0	0
Drug Law Arrests	2009	0	0	0	0	0
Drug Law Violations Referred For Disciplinary Action	2009	0	0	0	0	0
Illegal Weapons Possession Arrests	2009	0	0	0	0	0
Illegal Weapons Possession Violations Referred For Disciplinary Action	2009	0	0	0	0	0

\* Crime In The Residential Facilities Column Are Included In The On-Campus Category.



## Vatterott Career College 2009

Offense	Year	On Campus Property	*Residential Facilities	Non Campus Property	Public Property	Optional Total
Murder / Non-Negligent Manslaughter	2009	0	0	0	0	0
Negligent Manslaughter	2009	0	0	0	0	0
Sex Offenses, Forcible	2009	0	0	0	0	0
Sex Offenses, Non-Forcible	2009	0	0	0	0	0
Robbery	2009	0	0	0	0	0
Aggravated Assault	2009	0	0	0	0	0
Burglary	2009	0	0	0	0	0
Motor Vehicle Theft	2009	0	0	0	0	0
Arson	2009	0	0	0	0	0
Liquor Law Arrests	2009	0	0	0	0	0
Liquor Law Violations Referred For Disciplinary Action	2009	0	0	0	0	0
Drug Law Arrests	2009	0	0	0	0	0
Drug Law Violations Referred For Disciplinary Action	2009	0	0	0	0	0
Illegal Weapons Possession Arrests	2009	0	0	0	0	0
Illegal Weapons Possession Violations Referred For Disciplinary Action	2009	0	0	0	0	0

\* Crime In The Residential Facilities Column Are Included In The On-Campus Category.





## West Tennessee Business College 2009

Offense	Year	On Campus Property	*Residential Facilities	Non Campus Property	Public Property	Optional Total
<b>Murder / Non-Negligent Manslaughter</b>	2009	0	0	0	0	0
<b>Negligent Manslaughter</b>	2009	0	0	0	0	0
<b>Sex Offenses, Forcible</b>	2009	0	0	0	0	0
<b>Sex Offenses, Non-Forcible</b>	2009	0	0	0	0	0
<b>Robbery</b>	2009	0	0	0	0	0
<b>Aggravated Assault</b>	2009	0	0	0	0	0
<b>Burglary</b>	2009	0	0	0	0	0
<b>Motor Vehicle Theft</b>	2009	0	0	0	0	0
<b>Arson</b>	2009	0	0	0	0	0
<b>Liquor Law Arrests</b>	2009	0	0	0	0	0
<b>Liquor Law Violations Referred For Disciplinary Action</b>	2009	0	0	0	0	0
<b>Drug Law Arrests</b>	2009	0	0	0	0	0
<b>Drug Law Violations Referred For Disciplinary Action</b>	2009	0	0	0	0	0
<b>Illegal Weapons Possession Arrests</b>	2009	0	0	0	0	0
<b>Illegal Weapons Possession Violations Referred For Disciplinary Action</b>	2009	0	0	0	0	0

\* Crime In The Residential Facilities Column Are Included In The On-Campus Category.



# **TIBRS Group A Offense Definitions**

## **1. Arson (200)**

Definition – To unlawfully and intentionally damage, or attempt to damage, any real or personal property by fire or incendiary device.

## **2. Assault Offenses**

Definition – An unlawful attack by one person upon another.

### **A. Aggravated Assault (13A)**

Definition – An unlawful attack by one person upon another wherein the offender uses a weapon or displays it in a threatening manner, or the victim suffers obvious severe or aggravated bodily injury involving apparent broken bones, loss of teeth, possible internal injury, severe laceration or loss of consciousness.

### **B. Simple Assault (13B)**

Definition – An unlawful physical attack by one person upon another where neither the offender displays a weapon, nor the victim suffers obvious severe or aggravated bodily injury involving apparent broken bones, loss of teeth, possible internal injury, severe laceration or loss of consciousness.

### **C. Intimidation (13C)**

Definition – To unlawfully place another person in reasonable fear of bodily harm through the use of threatening words and/or other conduct, but without displaying a weapon or subjecting the victim to actual physical attack.

## **D. Stalking (13D)**

Definition – To intentionally and repeatedly follow or harass another person in such a manner as would cause that person to be in reasonable fear of being assaulted, suffering bodily injury or death.

### **3. Bribery (510)**

Definition – The offering, giving receiving or soliciting of any thing of value (i.e., a bribe, gratuity or kickback) to sway the judgment or action of a person in a position of trust or influence.

### **4. Burglary/Breaking and Entering (220)**

Definition – The unlawful entry into a building or other structure with the intent to commit a felony or a theft.

### **5. Counterfeiting/Forgery (250)**

Definition – The altering, copying or imitation of something, without authority or right, with the intent to deceive or defraud by passing the copy or thing altered or imitated as that which is original or genuine; or the selling, buying or possession of an altered, copied or imitated thing with the intent to deceive or defraud.

### **6. Vandalism Intentional Destruction/Damage of Property (290)**

Definition – To willfully or maliciously destroy, damage, deface or otherwise injure real or personal property without the consent of the owner or the person having custody or control of it.

### **7. Drug/Narcotic Offenses**

Definition – The violation of laws prohibiting the production, distribution, and/or use of certain controlled substances and the equipment or devices utilized in their preparation and/or use.

### **A. Drug/Narcotic Violations (35A)**

Definition – The unlawful cultivation, manufacture, distribution, sale, purchase, use, possession, transportation or importation of any controlled drug or narcotic substance.

### **B. Drug Equipment Violations (35B)**

Definition – The unlawful manufacture, sale, purchase, possession or transportation of equipment or devices utilized in preparing and/or using drugs or narcotics.

## **8. Embezzlement (270)**

Definition – The unlawful misappropriation by an offender to his/her own use or purpose of money, property, or some other thing of value entrusted to his/her care, custody or control.

## **9. Extortion/Blackmail (210)**

Definition – To unlawfully obtain money, property, or any other thing of value, either tangible or intangible, through the use or threat of force, misuse of authority, threat of criminal prosecution, threat of destruction of reputation or social standing or through other coercive means.

## **10. Fraud Offenses**

Definition – The intentional perversion of the truth for the purpose of inducing another person or other entity in reliance upon it to part with some thing of value or surrender a legal right.

### **A. False Pretenses/Swindle/Confidence Game (26A)**

Definition – The intentional misrepresentation of existing facts or conditions, or the use of some other deceptive scheme or device to obtain money, goods, or other things of value.

## **B. Credit Card/Automatic Teller Machine Fraud (26B)**

Definition – The unlawful use of a credit or debit card or automatic teller machine for fraudulent purposes.

## **C. Impersonation (26C)**

Definition – Falsely representing one's identity or position, and acting in the character or position thus unlawfully assumed, to deceive others and thereby gain a profit or advantage, enjoy some right or privilege, or subject another person or entity to an expense, charge, or liability which would not have otherwise been incurred.

## **D. Welfare Fraud (26D)**

Definition – The use of deceitful statements, practices or devices to unlawfully obtain welfare benefits.

## **E. Wire Fraud (26E)**

Definition – The use of an electric or electronic communications facility to intentionally transmit a false and/or deceptive message in furtherance of a fraudulent activity.

# **11. Gambling Offenses**

Definition – To unlawfully bet or wager money or something else of value; assist, promote or operate a game of chance for money or some other stake; possess or transmit wagering information; manufacture, sell, purchase, possess or transport gambling equipment, devices or goods; or tamper with the outcome of a sporting event or contest to gain a gambling advantage.

## **A. Betting/Wagering (39A)**

Definition – To unlawfully stake money or something else of value on the happening of an uncertain event or on the ascertainment of a fact in dispute.

### **B. Operating/Promoting/Assisting Gambling (39B)**

Definition – To unlawfully operate, promote or assist in the operation of a game of chance, lottery or other gambling activity.

### **C. Gambling Equipment Violations (39C)**

Definition – To unlawfully manufacture, sell, buy, possess or transport equipment, devices and/or goods used for gambling purposes.

### **D. Sports Tampering (39D)**

Definition – To unlawfully alter, meddle in or otherwise interfere with a sporting contest or event for the purpose of gaining a gambling advantage.

## **12. Homicide Offenses**

### **A. Murder and Nonnegligent Manslaughter (09A)**

Definition – The willful (nonnegligent) killing of one human being by another.

### **B. Negligent Manslaughter (09B)**

Definition – The killing of another person through negligence.

### **C. Justifiable Homicide (09C)**

Definition – The killing of a perpetrator of a serious criminal offense by a peace officer in the line of duty; or the killing, during the commission of a serious criminal offense, of the perpetrator by a private individual.

\* Justifiable homicide is not an actual offense and is not included in an agency's crime counts. Justifiable Homicide is not considered a crime.

### **13. Kidnapping/Abduction (100)**

Definition – The unlawful seizure, transportation, and/or detention of a person against his/her will, or of a minor without the consent of his/her custodial parent(s) or legal guardian.

### **14. Larceny/Theft Offenses**

Definition – The unlawful taking, carrying, leading or riding away of property from the possession, or constructive possession, of another person.

#### **A. Pocket-Picking (23A)**

Definition – The theft of articles from another person’s physical possession by stealth where the victim does not become immediately aware of the theft.

#### **B. Purse Snatching (23B)**

Definition – The grabbing or snatching of a purse, handbag, etc., from the physical possession of another person.

#### **C. Shoplifting (23C)**

Definition – The theft, by someone other than an employee of the victim, of goods or merchandise exposed for sale.

#### **D. Theft from a Building (23D)**

Definition – A theft from within a building which is either open to the general public or where the offender has legal access.

#### **E. Theft from Coin-Operated Machine or Device (23E)**

Definition – A theft from a machine or device which is operated or activated by the use of coins.

### **F. Theft from Motor Vehicle (23F)**

Definition – The theft of articles from a motor vehicle, whether locked or unlocked.

### **G. Theft of Motor Vehicle Parts or Accessories (23G)**

Definition – The theft of any part or accessory affixed to the interior or exterior of a motor vehicle in a manner which would make the item an attachment of the vehicle or necessary for its operation.

### **H. All Other Larceny (23H)**

Definition – All thefts which do not fit any of the definitions of the specific subcategories of Larceny/Theft listed above.

## **15. Motor Vehicle Theft (240)**

Definition – The theft of a motor vehicle.

## **16. Pornography/Obscene Material (370)**

Definition – The violation of laws or ordinances prohibiting the manufacture, publishing, sale, purchase or possession of sexually explicit material, e.g., literature, photographs, etc.

## **17. Prostitution Offenses**

### **A. Prostitution (40A)**

Definition – To unlawfully engage in sexual relations for profit.



## **B. Assisting or Promoting Prostitution (40B)**

Definition – To solicit customers or transport persons for prostitution purposes; to own, manage or operate a dwelling or other establishment for the purpose of providing a place where prostitution is performed; or to otherwise assist or promote prostitution.

## **18. Robbery (120)**

Definition – The taking, or attempting to take, anything of value under confrontational circumstance from the control, custody or care of another person by force or threat of force or violence, and/or by putting the victim in fear of immediate harm.

## **19. Sex Offenses, Forcible**

### **A. Forcible Rape (11A)**

Definition – The carnal knowledge of a person, forcibly and/or against that person's will; or not forcibly or against the person's will where the victim is incapable of giving consent because of his/her youth or because of his/her temporary or permanent mental or physical incapacity.

### **B. Forcible Sodomy (11B)**

Definition – Oral or anal sexual intercourse with another person, forcibly and/or against that person's will; or not forcibly or against the person's will where the victim is incapable of giving consent because of his/her youth or because of his/her temporary or permanent mental or physical incapacity.

### **C. Sexual Assault With An Object (11C)**

Definition – To use an object or instrument to unlawfully penetrate, however slightly, the genital or anal opening of the body of another person, forcibly and/or against that person's will; or not forcibly or against the person's will where the victim is incapable of giving consent because of his/her youth or his/her temporary or permanent mental or physical incapacity.

### **D. Forcible Fondling (11D)**

Definition – The touching of the private body parts of another person for the purpose of sexual gratification, forcibly and/or against that person’s will; or not forcibly or against the person’s will where the victim is incapable of giving consent because of his/her youth or because of his/her temporary or permanent mental or physical incapacity.

## **20. Sex Offenses, Nonforcible**

Definition – Unlawful, Nonforcible sexual intercourse.

### **A. Incest (36A)**

Definition – Nonforcible sexual intercourse between persons who are related to each other within the degrees wherein marriage is prohibited by law.

### **B. Statutory Rape (36B)**

Definition – Nonforcible sexual intercourse with a person who is under the statutory age of consent.

Note: By Tennessee Statute the victim must be between ages 13-17 and the offender must be at least four years older than the victim for an offense to be classified as Statutory Rape.

## **21. Stolen Property Offense (280)**

Definition – Receiving, buying, selling, possessing, concealing or transporting any property with the knowledge that it has been unlawfully taken, as by burglary, embezzlement, fraud, larceny, robbery, etc.

## **22. Weapon Law Violations (520)**

Definition – The violation of laws or ordinances prohibiting the manufacture, sale, purchase, transportation, possession, concealment or use of firearms, cutting instruments, explosives, incendiary devices or other deadly weapons. This category includes violations such as the manufacture, sale or possession of deadly weapons; carrying deadly weapons, concealed or openly; using, manufacturing, etc., silencers; and furnishing deadly weapons to minors.

# **TIBRS Group B Offense Definitions**

There are eleven Group B offense categories and they encompass all of the crimes which are not Group A offenses, with the exception of most traffic offenses which TIBRS does not collect information on.

## **1. Bad Checks (90A)**

Definition – Knowingly and intentionally writing and/or negotiating checks drawn against insufficient or nonexistent funds.

## **2. Curfew/Loitering/Vagrancy Violations (90B)**

Definition – The violation of a court order, regulation, ordinance or law requiring the withdrawal of persons from the streets or other specified areas; prohibiting persons from remaining in an area or place in an idle or aimless manner; or prohibiting persons from going from place to place without visible means of support.

## **3. Disorderly Conduct (90C)**

Definition – Any behavior that tends to disturb the public peace or decorum, scandalize the community or shock the public sense of morality.

## **4. Driving Under the Influence (90D)**

Definition – Driving or operating a motor vehicle or common carrier while mentally or physically impaired as the result of consuming an alcoholic beverage or using a drug or narcotic.

## **5. Drunkenness (90E)**

Definition – To drink alcoholic beverages to the extent that one's mental faculties and physical coordination are substantially impaired.

## **6. Family Offense, Nonviolent (90F)**

Definition – Unlawful, nonviolent acts by a family member (or legal guardian) which threaten the physical, mental or economic well-being or morals of another family member and which are not classifiable as other offenses, such as Assault, Incest, Statutory Rape, etc.

## **7. Liquor Law Violations (90G)**

Definition – The violation of laws or ordinances prohibiting the manufacture, sale, purchase, transportation, possession or use of alcoholic beverages.

## **8. Peeping Tom (90H)**

Definition – To secretly look through a window, doorway, keyhole or other aperture for the purpose of voyeurism.

## **9. Runaway (90I)**

Definition – A person under 18 years of age who has left home without the permission of his/her parent(s) or legal guardian.

## **10. Trespass of Real Property (90J)**

Definition – To unlawfully enter land, a dwelling or other real property.

## **11. All Other Offenses (90Z)**

Definition – All crimes which are not Group A offenses and not included in one of the specifically named Group B crime categories listed above.

Includes: Contempt of Court, Failure to Appear, Violation of Probation / Parole.

