

REPORT



# CRIME IN TENNESSEE 2016

A PUBLICATION OF THE  
TENNESSEE BUREAU OF INVESTIGATION  
CJIS SUPPORT CENTER



**Bill Haslam**  
Governor

## TENNESSEE BUREAU OF INVESTIGATION

901 R.S. Gass Boulevard  
Nashville, Tennessee 37216-2639  
(615) 744-4000  
TDD (615) 744-4001



**Mark Gwyn**  
Director

April 13, 2017

Ladies and Gentlemen:

I am pleased to present to you the 2016 Crime in Tennessee annual report. The Tennessee Bureau of Investigation's CJIS Support Center, housed within the Information Systems Division, compiles and publishes this report based upon crime statistics submitted by all law enforcement agencies across the state. The agencies report crimes to the Tennessee Incident Based Reporting System (TIBRS), which is the state's version of the FBI's National Incident Based Reporting System (NIBRS).

Incident-based reporting views a crime and all of its components as an "incident." Information about the crime, including details of the offense, victim, offender, property, arrestees, and the relationship between the people involved, are all reported. Because of the extent of detailed data collected, the TIBRS program provides an even more accurate depiction of crime in each community than the Uniform Crime Report (UCR) published by the FBI.

The TIBRS program continues to serve as a model for the nation and remains successful because of the continued cooperation by Tennessee's law enforcement community. The TBI provides TIBRS training to commissioned and non-commissioned law enforcement personnel across the state. TBI remains committed to this effort and will continue to provide the training and technical assistance necessary to collect the most accurate and comprehensive crime statistics for Tennessee and its citizens.

As always, we strongly discourage ranking of law enforcement agencies according to the statistics. There are too many demographic, socio-economic and other factors out of the control of law enforcement that contribute to the nature of the crimes committed. Crime varies from place to place and ranking the agencies based solely on numbers would neither be fair to the agencies nor their communities.

I would like to thank all participating law enforcement agencies for their hard work and contributions to making this report a thorough and accurate picture of crime in Tennessee. It is only with their support that our state continues to maintain such a successful program.

Sincerely,



Mark Gwyn  
Director





# CRIME IN TENNESSEE 2016

# STATEWIDE

A total of 542,968 Group A offenses were reported for 2016, an increase of 1.1% from 2015.



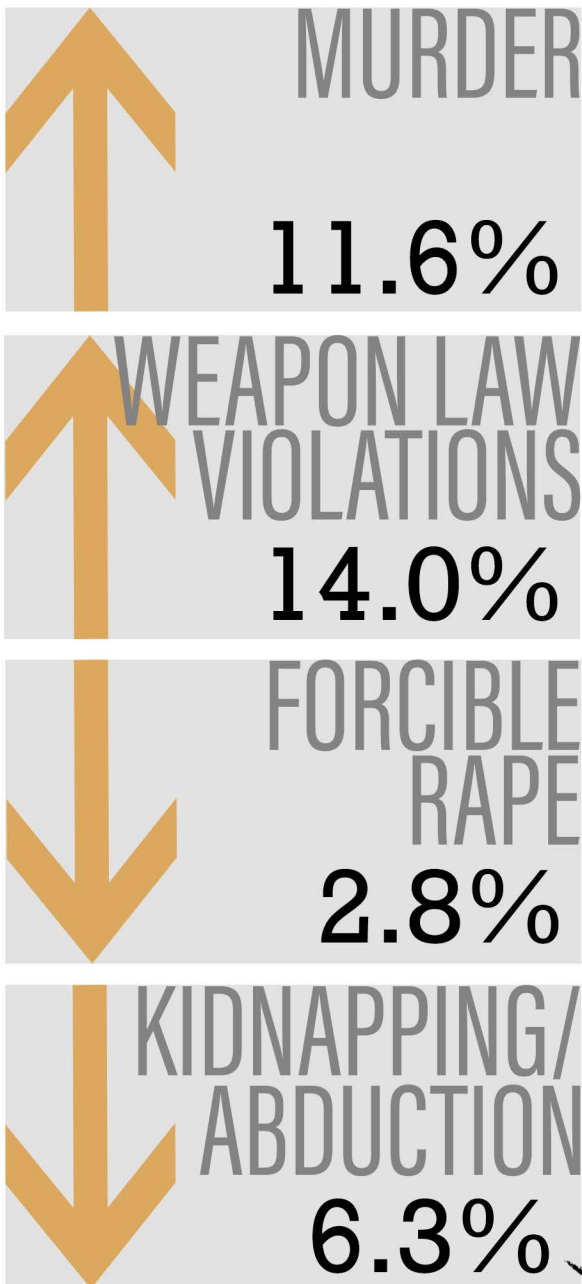
# Quick Facts

TENNESSEE'S LAW ENFORCEMENT AGENCIES REPORT CRIME DATA TO THE TENNESSEE BUREAU OF INVESTIGATION THROUGH THE TENNESSEE INCIDENT BASED REPORTING SYSTEM, ALSO KNOWN AS TIBRS.

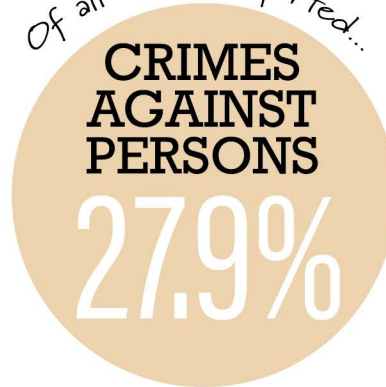
THIS COMPREHENSIVE SYSTEM COLLECTS INCIDENT-LEVEL DATA ON CRIMES, ALLOWING THE PUBLIC AND LAW ENFORCEMENT AGENCIES TO HAVE A THOROUGH UNDERSTANDING OF THE CRIMES IMPACTING COMMUNITIES ACROSS TENNESSEE.

THE DATA, AFTER BEING EXTENSIVELY AUDITED, WAS EXTRACTED ON MARCH 15, 2017 AND COMPILED INTO THIS YEAR'S REPORT.

FOR MORE INFORMATION ON TIBRS, VISIT OUR WEBSITE AT [TNCRIMEONLINE.COM](http://TNCRIMEONLINE.COM).



*Of all crimes reported...*



Looking at victim to offender relationship, however, the breakdown remained consistent from 2015 to 2016.

## Group A Offenses:

ARSON, ASSAULT, BRIBERY, BURGLARY/BREAKING & ENTERING, COUNTERFEITING/FORGERY, DESTRUCTION/DAMAGE/VANDALISM, DRUG/NARCOTIC OFFENSES, EMBEZZLEMENT, EXTORTION/BLACKMAIL, FRAUD, GAMBLING, HOMICIDE, HUMAN TRAFFICKING, KIDNAPPING/ABDUCTION, LARCENY/THEFT, MOTOR VEHICLE THEFT, PORNOGRAPHY/OBSCENE MATERIAL, PROSTITUTION, ROBBERY, SEX OFFENSES, STOLEN PROPERTY OFFENSES, WEAPON LAW VIOLATIONS

## Group B Offenses:

BAD CHECKS, CURFEW/LOITERING/VAGRANCY, DISORDERLY CONDUCT, DRIVING UNDER THE INFLUENCE, DRUNKENNESS, FAMILY OFFENSES (NON-VIOLENT), LIQUOR LAW VIOLATION, PEEPING TOM, TRESSPASS OF REAL PROPERTY, ALL OTHER OFFENSES



# CRIME IN TENNESSEE

## Who Reports?

ALL LAW ENFORCEMENT AGENCIES, AS WELL AS COLLEGES AND UNIVERSITIES, ARE MANDATED UNDER TENNESSEE LAW TO REPORT CRIME STATISTICS MONTHLY TO THE TENNESSEE BUREAU OF INVESTIGATION.

THE AGENCIES LISTED BELOW HAVE INCOMPLETE DATA AND HAVE BEEN 'FOOTNOTED' IN THE REPORT. AT THE TIME OF THIS REPORT'S RELEASE, ZERO AGENCIES FAILED TO BE IN COMPLIANCE WITH REPORTING REQUIREMENTS AND WERE LISTED AS DECERTIFIED.

THIS REPORT IS BASED UPON A 'SNAPSHOT' OF THE DATABASE AS OF MARCH 15, 2017. AS AGENCIES UPDATE THEIR 2016 DATA, CHANGES WILL BE REFLECTED AT [WWW.TNCRIMEONLINE.COM](http://WWW.TNCRIMEONLINE.COM).

### 2016 FOOTNOTES

#### Sheriff's Departments

- Cheatham County
- Hancock County
- Lake County
- Scott County

#### Police Departments

- Church Hill Public Safety
- Covington
- Dickson
- Goodlettsville
- Harriman
- Morristown
- Murfreesboro
- Newbern
- Newport
- Ridgetop
- University of Tennessee - Knoxville

### 'COVERED BY'

#### Agency

- 13th Judicial Drug Task Force
- Bethel Springs PD
- Copperhill PD
- Cumberland Gap Police Office
- LaGrange PD
- New Hope PD
- Powell's Crossroads
- Samburg PD
- Watauga PD

#### Covered By

- Cookeville PD
- McNairy County SO
- Polk County SO
- Claiborne County SO
- Fayette County SO
- Marion County SO
- Marion County SO
- Obion County SO
- Carter County SO

*Crime data from these agencies is reported by their 'covered by' agency.*

### DECERTIFIED

There are currently no decertified agencies.

# Group A Summary



Group A offenses are -- generally-speaking -- the most serious crimes, including homicide, rape, and robbery.

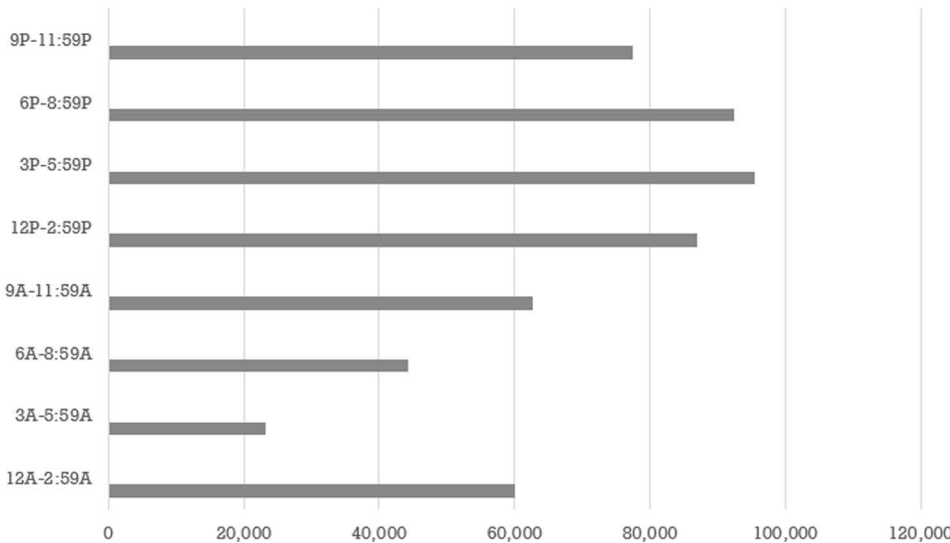
## OFFENSES

<b>JANUARY</b> 42,409	<b>FEBRUARY</b> 39,830	<b>MARCH</b> 46,256	<b>APRIL</b> 47,084	<b>MAY</b> 47,802	<b>JUNE</b> 46,468
<b>JULY</b> 46,421	<b>AUGUST</b> 47,608	<b>SEPTEMBER</b> 46,558	<b>OCTOBER</b> 47,049	<b>NOVEMBER</b> 42,737	<b>DECEMBER</b> 42,746

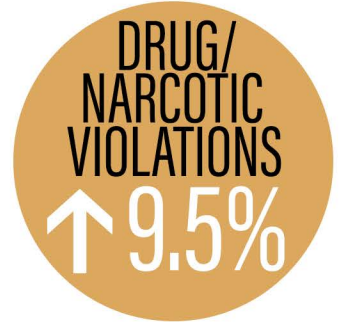
## CLEARANCES (Generally refers to the number of incidents cleared by arrest.)

<b>JANUARY</b> 17,919	<b>FEBRUARY</b> 17,868	<b>MARCH</b> 20,652	<b>APRIL</b> 19,953	<b>MAY</b> 19,768	<b>JUNE</b> 18,784
<b>JULY</b> 17,335	<b>AUGUST</b> 18,080	<b>SEPTEMBER</b> 17,560	<b>OCTOBER</b> 17,523	<b>NOVEMBER</b> 16,402	<b>DECEMBER</b> 16,025

## TIME OF DAY



419 incidents were reported without specific information about the time of the incident.



## GROUP A ARRESTS

↓ 1.9%  
YEAR-TO-YEAR

The crime rate for Group A offenses, per 100,000, was 8,226.6.

# Victim Data

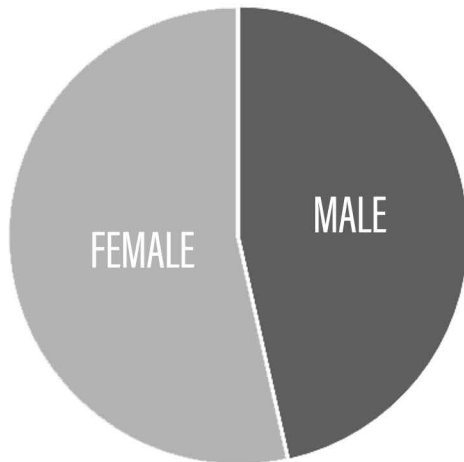


CRIME IN  
TENNESSEE  
2016

THE NUMBER OF TOTAL VICTIMS REPORTED IN 2016 WAS 359,380, A DECREASE OF 0.9% FROM 2015.

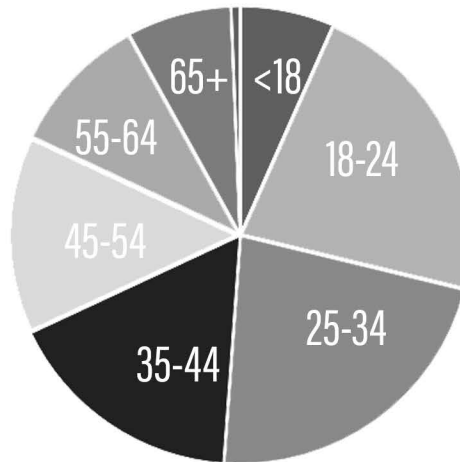
Juvenile victims made up 7.1% of total victims in 2016, a decrease of 4.2% from last year.

## GENDER



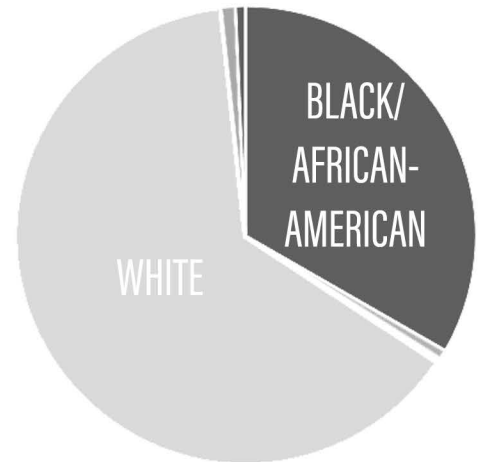
**MALE:** 166,449, 46.3%  
**FEMALE:** 191,522, 53.3%  
**UNKNOWN:** 1,409, 0.4%

## AGE



**UNDER 18:** 25,394, 7.1%  
**18-24:** 58,959, 16.4%  
**25-34:** 86,256, 24.0%  
**35-44:** 65,145, 18.1%  
**45-54:** 54,228, 15.1%  
**55-64:** 38,561, 10.7%  
**65+:** 28,395, 7.9%  
**UNKNOWN:** 2,442, 0.7%

## RACE



**BLACK/AFRICAN-AMERICAN:** 120,557, 33.5%  
**ASIAN:** 2,524, 0.7%  
**AMERICAN INDIAN/ALASKAN NATIVE:** 626, 0.2%  
**NATIVE HAWAIIAN/PACIFIC ISLANDER:** 318, 0.1%  
**WHITE:** 231,616, 64.4%  
**UNKNOWN:** 3,739, 1.0%

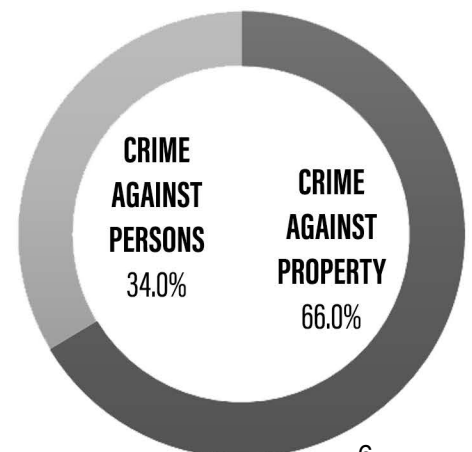


THE NUMBER OF STATUTORY RAPE VICTIMS DECREASED 18.0% SINCE 2015.



THE NUMBER OF AGGRAVATED ASSAULT VICTIMS INCREASED 2.9% IN 2016.

However, the number of victims of sexual Assault (with an Object) decreased 14.2% in 2016.

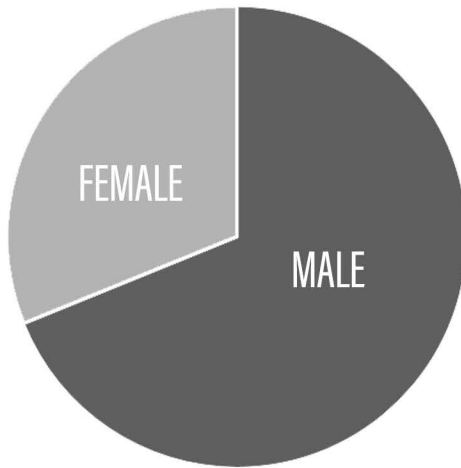


# Arrestee Data

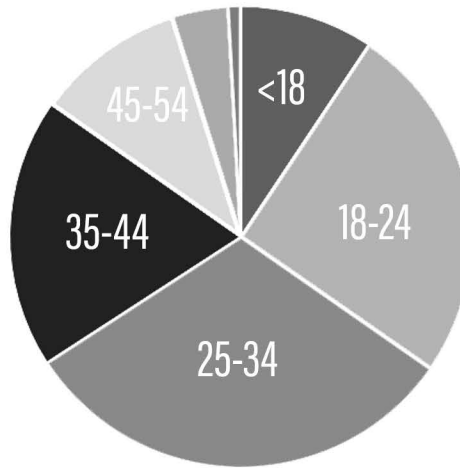


CRIME IN  
TENNESSEE  
2016

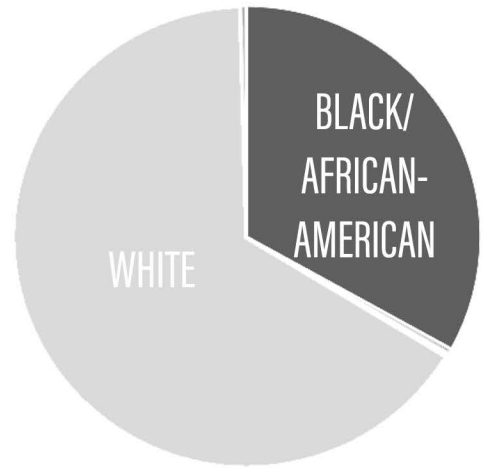
## GENDER



## AGE



## RACE



**MALE:** 109,919, 68.9%  
**FEMALE:** 49,686, 31.1%

**UNDER 18:** 14,852, 9.3%  
**18-24:** 40,931, 25.6%  
**25-34:** 49,489, 31.0%  
**35-44:** 30,061, 18.8%  
**45-54:** 16,631, 10.4%  
**55-64:** 6,239, 3.9%  
**65+:** 1,367, 0.9%  
**UNKNOWN:** 35, 0%

**BLACK/AFRICAN-AMERICAN:** 52,751, 33.0%  
**ASIAN:** 639, 0.4%  
**AMERICAN INDIAN/ALASKAN NATIVE:** 185, 0.1%  
**NATIVE HAWAIIAN/PACIFIC ISLANDER:** 120, 0.08%  
**WHITE:** 105,232, 65.9%

678 arrestees were reported as having an 'Unknown' race.

## JUVENILE ARRESTEES



MADE UP 9.3% OF GROUP A ARRESTS, DOWN FROM 9.8% IN 2015. THEY ALSO MADE UP 6.6% OF TOTAL ARRESTS, DOWN FROM 7.0% IN 2015.

A TOTAL OF 345,225 ARRESTS WERE REPORTED IN 2016, DECREASING 1.9% FROM 2015.

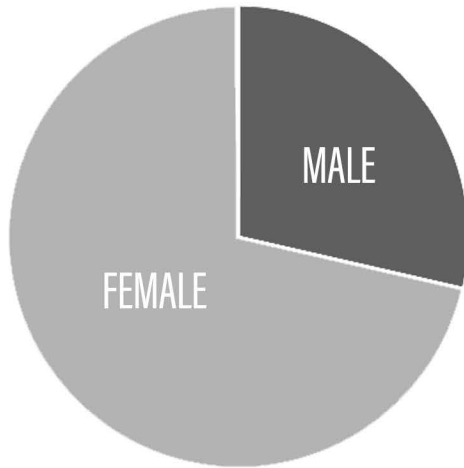


# Domestic Violence



CRIME IN  
TENNESSEE  
2016

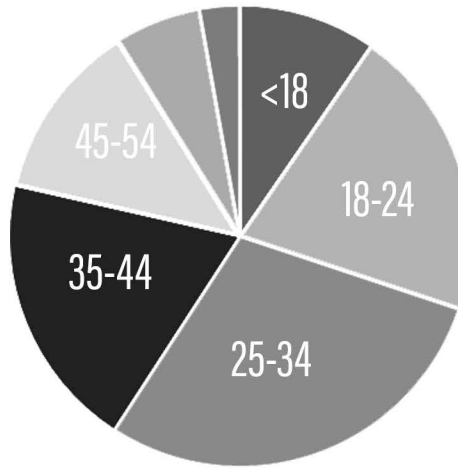
## VICTIM GENDER



**MALE:** 22,092, 28.6%  
**FEMALE:** 55,154, 71.3%  
**UNKNOWN:** 68, 0.1%

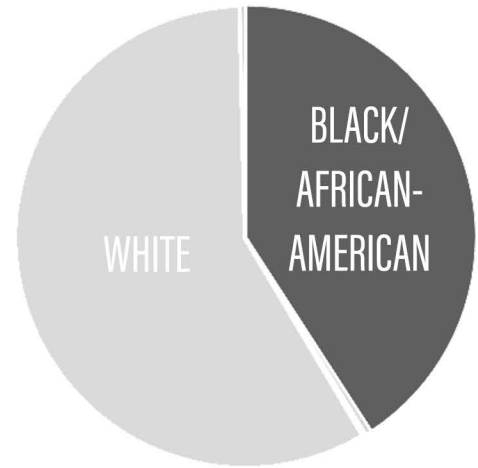
As for arrestees, 70.6% were male and 29.4% were female.

## VICTIM AGE



**UNDER 18:** 7,423, 9.6%  
**18-24:** 15,853, 20.5%  
**25-34:** 22,467, 29.1%  
**35-44:** 14,983, 19.4%  
**45-54:** 9,732, 12.6%  
**55-64:** 4,671, 6.0%  
**65+:** 2,149, 2.8%  
**UNKNOWN:** 36, .06%

## VICTIM RACE



**BLACK/AFRICAN-AMERICAN:** 31,559, 40.8%  
**ASIAN:** 337, 0.4%  
**AMERICAN INDIAN/ALASKAN NATIVE:** 90, 0.1%  
**NATIVE HAWAIIAN/PACIFIC ISLANDER:** 47, 0.1%  
**WHITE:** 45,004, 58.2%  
**UNKNOWN:** 277, 0.4%

In most cases, this indicates an offender was arrested in connection to the crime.

**SIMPLE ASSAULT ACCOUNTED FOR 66.7% OF ALL REPORTED DOMESTIC VIOLENCE OFFENSES.**


**59.2% OF DOMESTIC VIOLENCE OFFENSES WERE CLEARED IN 2016.**

**51.3% OF REPORTED 'CRIMES AGAINST PERSONS' IN 2016 WERE DOMESTIC-RELATED.**

Personal weapons (Hands, Feet, Teeth, Etc.) accounted for 76.7% of all "Weapon Type/Force Involved" categories in 2016.

**916 VICTIMS WERE REPORTED IN KINDAPPING/ABDUCTION INCIDENTS, MARKING A 6.1% DECREASE FROM 2015.**

# Three-Year Trends



**ASSAULT OFFENSES DECREASED 0.5% FROM '14 TO '15 AND INCREASED 0.9% FROM '15 TO '16.**

**LARCENY/THEFT OFFENSES DECREASED 1.9% FROM '14 TO '15 AND 4.2% FROM '15 TO '16.**

## ARRESTS

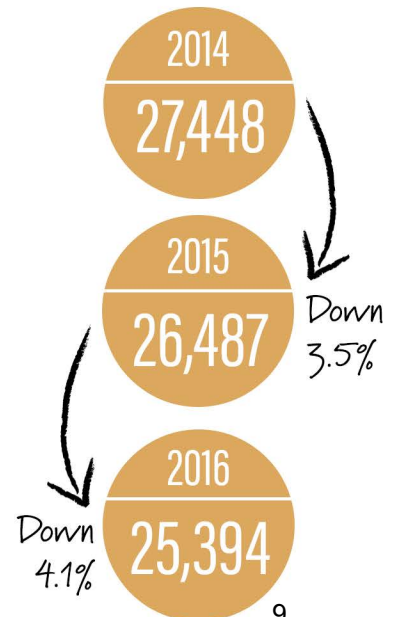
### GROUP A

2014: 167,822  
2015: 162,657  
2016: 159,570

### GROUP B

2014: 200,791  
2015: 189,293  
2016: 185,537

### JUVENILE VICTIMS



## Tennessee Statewide - 2016

<b>2015 Population Estimate</b>	<b>6,600,299</b>
<b>Offense Overview</b>	
Offense Total	542,968
Number Cleared	217,869
Percent Cleared	40.12 %
Group A Crimes per 100,000 population	8,226.6
<b>Arrest Overview</b>	
Total Arrests	345,225
Adult Arrests	322,444
Juvenile Arrests	22,663
Unknown Age	118
Arrests per 100,000 population	5,230.5
Average number offenses/incident	1.19

Domestic Violence Victims		
Offense	Reported	Cleared
Murder	90	75
Aggravated Assault	11,464	8,006
Simple Assault	51,906	32,486
Intimidation	10,730	3,851
Stalking	928	311
Forcible Rape	615	243
Forcible Sodomy	161	70
Sexual Assault W/Object	82	30
Forcible Fondling	715	240
Incest	25	12
Statutory Rape	130	70
Kidnapping/Abduction	916	644
<b>Total</b>	<b>77,762</b>	<b>46,038</b>

TIBRS Group B Arrests		
Offense	Adult	Juvenile
Bad Checks	1,320	0
Curfew/Vagrancy	25	1,252
Disorderly Conduct	5,273	1,955
DUI	22,986	144
Drunkenness	14,337	152
Family-Non Violent	4,082	57
Liquor Law Violations	3,836	595
Peeping Tom	10	4
Trespass	7,311	580
All Other Offenses	118,546	3,072
<b>Total Group B</b>	<b>177,726</b>	<b>7,811</b>

TIBRS Group A Offenses	Offenses		Arrests	
	Reported	Cleared	Adult	Juvenile
<b>Crimes Against Persons</b>				
Murder	470	260	257	23
Negligent Manslaughter	20	15	13	4
Negligent Vehicular Manslaughter	5	4	3	0
Kidnapping/Abduction	1,435	853	512	21
Forcible Rape	2,077	584	232	35
Forcible Sodomy	430	145	19	8
Sexual Assault W/Object	229	66	20	6
Forcible Fondling	2,509	881	248	105
Incest	25	12	13	0
Statutory Rape	427	169	124	1
Aggravated Assault	31,263	16,261	12,896	1,021
Simple Assault	83,283	46,024	23,272	3,779
Intimidation	27,582	8,120	2,540	369
Stalking	1,728	574	395	16
Commercial Sex Acts	58	29	21	0
Involuntary Servitude	2	0	0	0
<b>Crimes Against Property</b>				
Arson	1,070	206	125	51
Bribery	30	21	17	1
Burglary	40,216	5,475	4,420	850
Counterfeiting/Forgery	7,373	2,196	1,719	46
Destruction/Damage/Vandalism	51,702	10,096	3,552	1,063
Embezzlement	2,656	1,105	653	6
Extortion/Blackmail	236	46	23	3
Fraud - Computer Hacking/Invasion	28	2	0	2
Fraud - Credit Card/ATM	10,481	1,641	921	41
Fraud - False Pretenses	12,289	2,628	1,391	31
Fraud - Identity Theft	1,151	133	69	1
Fraud - Impersonation	5,296	2,080	1,681	72
Fraud - Welfare	145	48	37	0
Fraud - Wire	805	32	15	1
Motor Vehicle Theft	15,609	3,348	2,244	428
Robbery	7,855	1,759	1,532	365
Stolen Property Offenses	1,349	1,050	935	117
Theft - Pocket-picking	397	56	122	37
Theft - Purse Snatching	290	33	18	2
Theft - Shoplifting	36,142	19,479	19,141	1,947
Theft From Building	29,080	5,304	2,440	307
Theft From Coin Machine	272	38	23	1
Theft From Motor Vehicle	31,213	2,304	1,457	248
Theft of Motor Vehicle Parts	9,651	335	207	9
Theft - All Other Larceny	29,245	3,705	3,786	355
<b>Crimes Against Society</b>				
Animal Cruelty	217	95	91	5
Drug/Narcotic Violations	52,839	44,025	41,853	2,556
Drug/Narcotic Equipment Violations	32,018	28,526	11,952	438
Gambling - Betting/Wagering	36	29	69	25
Gambling - Operating/Promoting	28	19	25	3
Gambling - Equipment Violations	86	70	37	11
Gambling - Sports Tampering	2	1	0	0
Pornography/Obscene Material	655	188	81	39
Prostitution	991	916	1,023	0
Prostitution Assisting/Promoting	116	96	72	0
Purchasing Prostitution	140	136	49	0
Weapon Law Violations	9,716	6,651	2,373	403
<b>Total Group A Offenses</b>	<b>542,968</b>	<b>217,869</b>	<b>144,718</b>	<b>14,852</b>



REPORT



**CRIME IN  
TENNESSEE  
2016**

**SHERIFFS'  
OFFICES**

## Anderson County Sheriff's Office - 2016

2015 Population Estimate	N/A	TIBRS Group A Offenses	Offenses		Arrests	
			Reported	Cleared	Adult	Juvenile
<b>Offense Overview</b>		<b>Crimes Against Persons</b>				
Offense Total	1,198	Murder	0	0	0	0
Number Cleared	564	Negligent Manslaughter	0	0	0	0
Percent Cleared	47.08 %	Negligent Vehicular Manslaughter	0	0	0	0
Group A Crimes per 100,000 population	N/A	Kidnapping/Abduction	5	4	3	0
		Forcible Rape	2	2	1	0
		Forcible Sodomy	0	0	0	0
		Sexual Assault W/Object	0	0	0	0
		Forcible Fondling	2	1	0	0
		Incest	0	0	0	0
		Statutory Rape	2	1	0	0
		Aggravated Assault	92	66	44	4
		Simple Assault	171	136	85	15
		Intimidation	11	8	4	2
		Stalking	0	0	0	0
		Commercial Sex Acts	0	0	0	0
		Involuntary Servitude	0	0	0	0
<b>Arrest Overview</b>		<b>Crimes Against Property</b>				
Total Arrests	1,574	Arson	5	2	1	2
Adult Arrests	1,516	Bribery	0	0	0	0
Juvenile Arrests	58	Burglary	190	40	41	0
Unknown Age	0	Counterfeiting/Forgery	8	4	2	0
Arrests per 100,000 population	N/A	Destruction/Damage/Vandalism	128	39	12	2
Average number offenses/incident	1.21	Embezzlement	2	0	0	0
		Extortion/Blackmail	1	0	0	0
		Fraud - Computer Hacking/Invasion	0	0	0	0
		Fraud - Credit Card/ATM	16	4	2	0
		Fraud - False Pretenses	7	2	0	0
		Fraud - Identity Theft	0	0	0	0
		Fraud - Impersonation	9	1	0	0
		Fraud - Welfare	0	0	0	0
		Fraud - Wire	2	0	0	0
		Motor Vehicle Theft	59	20	16	0
		Robbery	5	3	3	1
		Stolen Property Offenses	11	10	7	0
		Theft - Pocket-picking	0	0	0	0
		Theft - Purse Snatching	0	0	0	0
		Theft - Shoplifting	5	1	0	0
		Theft From Building	104	37	28	2
		Theft From Coin Machine	1	0	0	0
		Theft From Motor Vehicle	76	8	3	0
		Theft of Motor Vehicle Parts	9	1	0	0
		Theft - All Other Larceny	121	24	10	2
		<b>Crimes Against Society</b>				
		Animal Cruelty	2	1	0	0
		Drug/Narcotic Violations	74	73	78	7
		Drug/Narcotic Equipment Violations	66	65	29	1
		Gambling - Betting/Wagering	0	0	0	0
		Gambling - Operating/Promoting	0	0	0	0
		Gambling - Equipment Violations	0	0	0	0
		Gambling - Sports Tampering	0	0	0	0
		Pornography/Obscene Material	0	0	0	0
		Prostitution	0	0	0	0
		Prostitution Assisting/Promoting	1	1	0	0
		Purchasing Prostitution	0	0	0	0
		Weapon Law Violations	11	10	4	0
		<b>Total Group A Offenses</b>	<b>1,198</b>	<b>564</b>	<b>373</b>	<b>38</b>

Domestic Violence Victims		
Offense	Reported	Cleared
Murder	0	0
Aggravated Assault	51	41
Simple Assault	119	94
Intimidation	6	5
Stalking	0	0
Forcible Rape	2	2
Forcible Sodomy	0	0
Sexual Assault W/Object	0	0
Forcible Fondling	1	0
Incest	0	0
Statutory Rape	0	0
Kidnapping/Abduction	3	3
<b>Total</b>	<b>182</b>	<b>145</b>

TIBRS Group B Arrests		
Offense	Adult	Juvenile
Bad Checks	1	0
Curfew/Vagrancy	0	0
Disorderly Conduct	4	9
DUI	20	0
Drunkenness	24	0
Family-Non Violent	0	0
Liquor Law Violations	3	1
Peeping Tom	0	0
Trespass	2	0
All Other Offenses	1,089	10
<b>Total Group B</b>	<b>1,143</b>	<b>20</b>



## Bedford County Sheriff's Office - 2016

2015 Population Estimate	N/A	TIBRS Group A Offenses	Offenses		Arrests	
			Reported	Cleared	Adult	Juvenile
<b>Offense Overview</b>		<b>Crimes Against Persons</b>				
Offense Total	917	Murder	1	0	0	0
Number Cleared	267	Negligent Manslaughter	0	0	0	0
Percent Cleared	29.12 %	Negligent Vehicular Manslaughter	0	0	0	0
Group A Crimes per 100,000 population	N/A	Kidnapping/Abduction	2	0	0	0
		Forcible Rape	6	1	0	0
		Forcible Sodomy	0	0	0	0
		Sexual Assault W/Object	0	0	0	0
		Forcible Fondling	12	11	1	2
		Incest	0	0	0	0
		Statutory Rape	0	0	0	0
		Aggravated Assault	68	39	27	0
		Simple Assault	166	87	35	4
		Intimidation	87	25	5	0
		Stalking	3	0	0	0
		Commercial Sex Acts	0	0	0	0
		Involuntary Servitude	0	0	0	0
<b>Arrest Overview</b>		<b>Crimes Against Property</b>				
Total Arrests	608	Arson	3	1	0	2
Adult Arrests	582	Bribery	0	0	0	0
Juvenile Arrests	26	Burglary	85	5	5	0
Unknown Age	0	Counterfeiting/Forgery	12	0	0	0
Arrests per 100,000 population	N/A	Destruction/Damage/Vandalism	102	6	1	0
Average number offenses/incident	1.20	Embezzlement	0	0	0	0
		Extortion/Blackmail	0	0	0	0
		Fraud - Computer Hacking/Invasion	0	0	0	0
		Fraud - Credit Card/ATM	31	1	0	0
		Fraud - False Pretenses	4	0	0	0
		Fraud - Identity Theft	1	0	0	0
		Fraud - Impersonation	20	2	1	0
		Fraud - Welfare	0	0	0	0
		Fraud - Wire	0	0	0	0
		Motor Vehicle Theft	33	4	2	0
		Robbery	0	0	0	0
		Stolen Property Offenses	0	0	0	0
		Theft - Pocket-picking	0	0	0	0
		Theft - Purse Snatching	0	0	0	0
		Theft - Shoplifting	2	1	2	0
		Theft From Building	14	1	0	0
		Theft From Coin Machine	0	0	0	0
		Theft From Motor Vehicle	21	0	0	0
		Theft of Motor Vehicle Parts	2	0	0	0
		Theft - All Other Larceny	148	13	2	1
		<b>Crimes Against Society</b>				
		Animal Cruelty	0	0	0	0
		Drug/Narcotic Violations	56	45	37	4
		Drug/Narcotic Equipment Violations	34	24	14	1
		Gambling - Betting/Wagering	0	0	0	0
		Gambling - Operating/Promoting	0	0	0	0
		Gambling - Equipment Violations	0	0	0	0
		Gambling - Sports Tampering	0	0	0	0
		Pornography/Obscene Material	1	1	1	0
		Prostitution	0	0	0	0
		Prostitution Assisting/Promoting	0	0	0	0
		Purchasing Prostitution	0	0	0	0
		Weapon Law Violations	3	0	0	0
		<b>Total Group A Offenses</b>	<b>917</b>	<b>267</b>	<b>133</b>	<b>14</b>

Domestic Violence Victims		
Offense	Reported	Cleared
Murder	0	0
Aggravated Assault	35	25
Simple Assault	102	57
Intimidation	42	16
Stalking	0	0
Forcible Rape	1	0
Forcible Sodomy	0	0
Sexual Assault W/Object	0	0
Forcible Fondling	2	1
Incest	0	0
Statutory Rape	0	0
Kidnapping/Abduction	2	0
<b>Total</b>	<b>184</b>	<b>99</b>

TIBRS Group B Arrests		
Offense	Adult	Juvenile
Bad Checks	1	0
Curfew/Vagrancy	0	0
Disorderly Conduct	14	6
DUI	30	0
Drunkenness	25	0
Family-Non Violent	2	0
Liquor Law Violations	7	0
Peeping Tom	0	0
Trespass	1	0
All Other Offenses	369	6
<b>Total Group B</b>	<b>449</b>	<b>12</b>



## Benton County Sheriff's Office - 2016

2015 Population Estimate	N/A	TIBRS Group A Offenses	Offenses		Arrests	
			Reported	Cleared	Adult	Juvenile
<b>Offense Overview</b>		<b>Crimes Against Persons</b>				
Offense Total	350	Murder	1	1	1	0
Number Cleared	163	Negligent Manslaughter	0	0	0	0
Percent Cleared	46.57 %	Negligent Vehicular Manslaughter	0	0	0	0
Group A Crimes per 100,000 population	N/A	Kidnapping/Abduction	0	0	0	0
		Forcible Rape	0	0	1	0
		Forcible Sodomy	0	0	1	0
		Sexual Assault W/Object	0	0	0	0
		Forcible Fondling	3	3	0	0
		Incest	0	0	0	0
		Statutory Rape	0	0	0	0
		Aggravated Assault	6	6	7	0
		Simple Assault	34	30	24	0
		Intimidation	1	1	1	0
		Stalking	0	0	0	0
		Commercial Sex Acts	0	0	0	0
		Involuntary Servitude	0	0	0	0
		<b>Crimes Against Property</b>				
		Arson	0	0	0	0
		Bribery	0	0	0	0
		Burglary	59	7	12	0
		Counterfeiting/Forgery	0	0	1	0
		Destruction/Damage/Vandalism	25	4	3	0
		Embezzlement	1	1	0	0
		Extortion/Blackmail	0	0	0	0
		Fraud - Computer Hacking/Invasion	0	0	0	0
		Fraud - Credit Card/ATM	3	0	0	0
		Fraud - False Pretenses	2	1	1	0
		Fraud - Identity Theft	0	0	0	0
		Fraud - Impersonation	2	1	1	0
		Fraud - Welfare	0	0	0	0
		Fraud - Wire	0	0	0	0
		Motor Vehicle Theft	9	3	2	0
		Robbery	0	0	0	0
		Stolen Property Offenses	1	1	2	0
		Theft - Pocket-picking	0	0	0	0
		Theft - Purse Snatching	0	0	0	0
		Theft - Shoplifting	0	0	0	0
		Theft From Building	50	8	4	0
		Theft From Coin Machine	0	0	0	0
		Theft From Motor Vehicle	23	6	5	0
		Theft of Motor Vehicle Parts	0	0	0	0
		Theft - All Other Larceny	40	6	11	0
		<b>Crimes Against Society</b>				
		Animal Cruelty	0	0	0	0
		Drug/Narcotic Violations	43	40	42	1
		Drug/Narcotic Equipment Violations	42	39	17	0
		Gambling - Betting/Wagering	0	0	0	0
		Gambling - Operating/Promoting	0	0	0	0
		Gambling - Equipment Violations	0	0	0	0
		Gambling - Sports Tampering	0	0	0	0
		Pornography/Obscene Material	0	0	0	0
		Prostitution	0	0	0	0
		Prostitution Assisting/Promoting	0	0	0	0
		Purchasing Prostitution	0	0	0	0
		Weapon Law Violations	5	5	1	0
		<b>Total Group A Offenses</b>	<b>350</b>	<b>163</b>	<b>137</b>	<b>1</b>

Domestic Violence Victims		
Offense	Reported	Cleared
Murder	0	0
Aggravated Assault	6	6
Simple Assault	24	21
Intimidation	0	0
Stalking	0	0
Forcible Rape	0	0
Forcible Sodomy	0	0
Sexual Assault W/Object	0	0
Forcible Fondling	2	2
Incest	0	0
Statutory Rape	0	0
Kidnapping/Abduction	0	0
<b>Total</b>	<b>32</b>	<b>29</b>

TIBRS Group B Arrests		
Offense	Adult	Juvenile
Bad Checks	25	0
Curfew/Vagrancy	0	0
Disorderly Conduct	3	0
DUI	15	0
Drunkenness	2	0
Family-Non Violent	5	0
Liquor Law Violations	1	4
Peeping Tom	0	0
Trespass	2	0
All Other Offenses	283	0
<b>Total Group B</b>	<b>336</b>	<b>4</b>



## Bledsoe County Sheriff's Office - 2016

			Offenses		Arrests	
			Reported	Cleared	Adult	Juvenile
<b>2015 Population Estimate</b>	N/A	<b>TIBRS Group A Offenses</b>				
<b>Offense Overview</b>		<b>Crimes Against Persons</b>				
Offense Total	198	Murder	0	0	0	0
Number Cleared	39	Negligent Manslaughter	0	0	0	0
Percent Cleared	19.70 %	Negligent Vehicular Manslaughter	0	0	0	0
Group A Crimes per 100,000 population	N/A	Kidnapping/Abduction	0	0	0	0
		Forcible Rape	2	0	0	0
		Forcible Sodomy	0	0	0	0
		Sexual Assault W/Object	0	0	0	0
		Forcible Fondling	1	0	0	0
		Incest	0	0	0	0
		Statutory Rape	0	0	0	0
		Aggravated Assault	17	10	9	0
		Simple Assault	12	4	4	0
		Intimidation	0	0	0	0
		Stalking	0	0	0	0
		Commercial Sex Acts	0	0	0	0
		Involuntary Servitude	0	0	0	0
		<b>Crimes Against Property</b>				
		Arson	0	0	0	0
		Bribery	0	0	0	0
		Burglary	17	2	2	0
		Counterfeiting/Forgery	0	0	0	0
		Destruction/Damage/Vandalism	29	2	2	0
		Embezzlement	0	0	0	0
		Extortion/Blackmail	0	0	0	0
		Fraud - Computer Hacking/Invasion	0	0	0	0
		Fraud - Credit Card/ATM	10	0	0	0
		Fraud - False Pretenses	0	0	0	0
		Fraud - Identity Theft	0	0	0	0
		Fraud - Impersonation	0	0	0	0
		Fraud - Welfare	0	0	0	0
		Fraud - Wire	1	0	0	0
		Motor Vehicle Theft	29	1	1	0
		Robbery	0	0	0	0
		Stolen Property Offenses	0	0	0	0
		Theft - Pocket-picking	0	0	0	0
		Theft - Purse Snatching	0	0	0	0
		Theft - Shoplifting	0	0	0	0
		Theft From Building	1	1	2	0
		Theft From Coin Machine	0	0	0	0
		Theft From Motor Vehicle	6	0	0	0
		Theft of Motor Vehicle Parts	3	0	0	0
		Theft - All Other Larceny	54	3	3	0
		<b>Crimes Against Society</b>				
		Animal Cruelty	0	0	0	0
		Drug/Narcotic Violations	11	11	11	0
		Drug/Narcotic Equipment Violations	5	5	5	0
		Gambling - Betting/Wagering	0	0	0	0
		Gambling - Operating/Promoting	0	0	0	0
		Gambling - Equipment Violations	0	0	0	0
		Gambling - Sports Tampering	0	0	0	0
		Pornography/Obscene Material	0	0	0	0
		Prostitution	0	0	0	0
		Prostitution Assisting/Promoting	0	0	0	0
		Purchasing Prostitution	0	0	0	0
		Weapon Law Violations	0	0	0	0
		<b>Total Group A Offenses</b>	<b>198</b>	<b>39</b>	<b>39</b>	<b>0</b>

<b>Domestic Violence Victims</b>				
Offense	Reported	Cleared		
Murder	0	0		
Aggravated Assault	3	1		
Simple Assault	3	1		
Intimidation	0	0		
Stalking	0	0		
Forcible Rape	1	0		
Forcible Sodomy	0	0		
Sexual Assault W/Object	0	0		
Forcible Fondling	0	0		
Incest	0	0		
Statutory Rape	0	0		
Kidnapping/Abduction	0	0		
<b>Total</b>	<b>7</b>	<b>2</b>		

<b>TIBRS Group B Arrests</b>				
Offense	Adult	Juvenile		
Bad Checks	0	0		
Curfew/Vagrancy	0	0		
Disorderly Conduct	2	9		
DUI	7	0		
Drunkenness	5	0		
Family-Non Violent	0	0		
Liquor Law Violations	0	0		
Peeping Tom	0	0		
Trespass	0	0		
All Other Offenses	36	0		
<b>Total Group B</b>	<b>50</b>	<b>9</b>		





## Blount County Sheriff's Office - 2016

2015 Population Estimate	N/A	TIBRS Group A Offenses	Offenses		Arrests	
			Reported	Cleared	Adult	Juvenile
<b>Offense Overview</b>		<b>Crimes Against Persons</b>				
Offense Total	3,456	Murder	3	2	1	0
Number Cleared	992	Negligent Manslaughter	0	0	0	0
Percent Cleared	28.70 %	Negligent Vehicular Manslaughter	0	0	0	0
Group A Crimes per 100,000 population	N/A	Kidnapping/Abduction	5	2	1	0
		Forcible Rape	13	6	1	1
		Forcible Sodomy	3	0	0	0
		Sexual Assault W/Object	3	0	0	0
		Forcible Fondling	26	2	1	0
		Incest	0	0	0	0
		Statutory Rape	3	2	1	0
		Aggravated Assault	362	178	117	16
		Simple Assault	770	277	167	30
		Intimidation	92	16	7	2
		Stalking	4	1	1	0
		Commercial Sex Acts	0	0	0	0
		Involuntary Servitude	0	0	0	0
		<b>Crimes Against Property</b>				
		Arson	13	0	0	0
		Bribery	0	0	0	0
		Burglary	435	59	47	7
		Counterfeiting/Forgery	5	1	1	0
		Destruction/Damage/Vandalism	329	42	6	9
		Embezzlement	3	3	3	0
		Extortion/Blackmail	1	0	0	0
		Fraud - Computer Hacking/Invasion	0	0	0	0
		Fraud - Credit Card/ATM	8	1	0	0
		Fraud - False Pretenses	62	8	5	0
		Fraud - Identity Theft	4	1	3	0
		Fraud - Impersonation	33	23	17	1
		Fraud - Welfare	0	0	0	0
		Fraud - Wire	85	2	2	0
		Motor Vehicle Theft	108	22	9	6
		Robbery	27	9	8	0
		Stolen Property Offenses	3	3	4	0
		Theft - Pocket-picking	0	0	0	0
		Theft - Purse Snatching	0	0	0	0
		Theft - Shoplifting	17	8	10	0
		Theft From Building	262	41	35	6
		Theft From Coin Machine	5	1	0	0
		Theft From Motor Vehicle	176	45	27	0
		Theft of Motor Vehicle Parts	35	2	1	0
		Theft - All Other Larceny	312	23	19	0
		<b>Crimes Against Society</b>				
		Animal Cruelty	0	0	0	0
		Drug/Narcotic Violations	124	113	97	17
		Drug/Narcotic Equipment Violations	87	76	29	1
		Gambling - Betting/Wagering	0	0	0	0
		Gambling - Operating/Promoting	0	0	0	0
		Gambling - Equipment Violations	0	0	0	0
		Gambling - Sports Tampering	0	0	0	0
		Pornography/Obscene Material	10	3	3	0
		Prostitution	1	1	9	0
		Prostitution Assisting/Promoting	1	1	0	0
		Purchasing Prostitution	0	0	0	0
		Weapon Law Violations	26	18	5	2
		<b>Total Group A Offenses</b>	<b>3,456</b>	<b>992</b>	<b>637</b>	<b>98</b>

Domestic Violence Victims		
Offense	Reported	Cleared
Murder	2	2
Aggravated Assault	194	104
Simple Assault	576	215
Intimidation	31	5
Stalking	2	1
Forcible Rape	2	2
Forcible Sodomy	0	0
Sexual Assault W/Object	0	0
Forcible Fondling	5	0
Incest	0	0
Statutory Rape	1	0
Kidnapping/Abduction	2	2
<b>Total</b>	<b>815</b>	<b>331</b>

TIBRS Group B Arrests		
Offense	Adult	Juvenile
Bad Checks	19	0
Curfew/Vagrancy	0	1
Disorderly Conduct	6	0
DUI	114	1
Drunkenness	53	0
Family-Non Violent	3	0
Liquor Law Violations	2	4
Peeping Tom	0	0
Trespass	11	0
All Other Offenses	2,228	204
<b>Total Group B</b>	<b>2,436</b>	<b>210</b>



## Bradley County Sheriff's Office - 2016

			Offenses		Arrests	
			Reported	Cleared	Adult	Juvenile
<b>2015 Population Estimate</b>	N/A	<b>TIBRS Group A Offenses</b>				
<b>Offense Overview</b>		<b>Crimes Against Persons</b>				
Offense Total	2,732	Murder	1	1	1	0
Number Cleared	1,780	Negligent Manslaughter	0	0	0	0
Percent Cleared	65.15 %	Negligent Vehicular Manslaughter	0	0	0	0
Group A Crimes per 100,000 population	N/A	Kidnapping/Abduction	12	11	12	0
		Forcible Rape	8	5	0	0
		Forcible Sodomy	1	1	0	0
		Sexual Assault W/Object	0	0	0	0
		Forcible Fondling	19	17	2	3
		Incest	0	0	0	0
		Statutory Rape	0	0	0	0
		Aggravated Assault	183	150	105	9
		Simple Assault	505	454	223	24
		Intimidation	98	72	28	1
		Stalking	4	4	2	0
		Commercial Sex Acts	0	0	0	0
		Involuntary Servitude	0	0	0	0
		<b>Crimes Against Property</b>				
		Arson	1	0	0	0
		Bribery	0	0	0	0
		Burglary	267	99	78	1
		Counterfeiting/Forgery	8	3	1	0
		Destruction/Damage/Vandalism	250	101	28	15
		Embezzlement	4	2	2	0
		Extortion/Blackmail	0	0	0	0
		Fraud - Computer Hacking/Invasion	0	0	0	0
		Fraud - Credit Card/ATM	19	8	3	0
		Fraud - False Pretenses	6	2	1	0
		Fraud - Identity Theft	0	0	0	0
		Fraud - Impersonation	16	6	4	0
		Fraud - Welfare	0	0	0	0
		Fraud - Wire	0	0	0	0
		Motor Vehicle Theft	128	59	31	4
		Robbery	13	9	12	0
		Stolen Property Offenses	0	0	0	0
		Theft - Pocket-picking	1	1	0	0
		Theft - Purse Snatching	1	0	0	0
		Theft - Shoplifting	17	12	7	0
		Theft From Building	187	102	32	4
		Theft From Coin Machine	2	0	0	0
		Theft From Motor Vehicle	125	41	25	0
		Theft of Motor Vehicle Parts	46	10	6	0
		Theft - All Other Larceny	213	50	21	0
		<b>Crimes Against Society</b>				
		Animal Cruelty	1	0	0	0
		Drug/Narcotic Violations	337	321	367	21
		Drug/Narcotic Equipment Violations	210	198	33	0
		Gambling - Betting/Wagering	0	0	0	0
		Gambling - Operating/Promoting	0	0	0	0
		Gambling - Equipment Violations	0	0	0	0
		Gambling - Sports Tampering	0	0	0	0
		Pornography/Obscene Material	3	0	0	0
		Prostitution	4	4	2	0
		Prostitution Assisting/Promoting	1	1	0	0
		Purchasing Prostitution	2	2	4	0
		Weapon Law Violations	39	34	7	1
		<b>Total Group A Offenses</b>	<b>2,732</b>	<b>1,780</b>	<b>1,037</b>	<b>83</b>

<b>Domestic Violence Victims</b>			
Offense	Reported	Cleared	
Murder	0	0	
Aggravated Assault	111	98	
Simple Assault	381	349	
Intimidation	46	41	
Stalking	2	2	
Forcible Rape	3	2	
Forcible Sodomy	0	0	
Sexual Assault W/Object	0	0	
Forcible Fondling	11	10	
Incest	0	0	
Statutory Rape	0	0	
Kidnapping/Abduction	11	10	
<b>Total</b>	<b>565</b>	<b>512</b>	

<b>TIBRS Group B Arrests</b>			
Offense	Adult	Juvenile	
Bad Checks	3	0	
Curfew/Vagrancy	0	0	
Disorderly Conduct	26	13	
DUI	104	0	
Drunkenness	24	1	
Family-Non Violent	107	0	
Liquor Law Violations	7	0	
Peeping Tom	1	0	
Trespass	20	0	
All Other Offenses	1,986	0	
<b>Total Group B</b>	<b>2,278</b>	<b>14</b>	



## Campbell County Sheriff's Office - 2016

2015 Population Estimate	N/A	TIBRS Group A Offenses	Offenses		Arrests	
			Reported	Cleared	Adult	Juvenile
<b>Offense Overview</b>		<b>Crimes Against Persons</b>				
Offense Total	1,320	Murder	0	0	0	0
Number Cleared	419	Negligent Manslaughter	0	0	0	0
Percent Cleared	31.74 %	Negligent Vehicular Manslaughter	0	0	0	0
Group A Crimes per 100,000 population	N/A	Kidnapping/Abduction	5	4	1	0
		Forcible Rape	16	6	0	0
		Forcible Sodomy	4	0	0	0
		Sexual Assault W/Object	3	0	0	0
		Forcible Fondling	8	3	0	0
		Incest	2	2	2	0
		Statutory Rape	3	3	2	0
		Aggravated Assault	84	56	42	1
		Simple Assault	89	58	47	2
		Intimidation	60	8	6	0
		Stalking	1	0	0	0
		Commercial Sex Acts	0	0	0	0
		Involuntary Servitude	0	0	0	0
		<b>Crimes Against Property</b>				
		Arson	3	2	1	0
		Bribery	0	0	0	0
		Burglary	220	31	31	0
		Counterfeiting/Forgery	11	6	6	0
		Destruction/Damage/Vandalism	224	26	7	0
		Embezzlement	0	0	0	0
		Extortion/Blackmail	0	0	0	0
		Fraud - Computer Hacking/Invasion	0	0	0	0
		Fraud - Credit Card/ATM	18	5	5	0
		Fraud - False Pretenses	39	11	7	0
		Fraud - Identity Theft	1	1	1	0
		Fraud - Impersonation	8	1	1	0
		Fraud - Welfare	0	0	0	0
		Fraud - Wire	0	0	0	0
		Motor Vehicle Theft	57	17	13	0
		Robbery	4	3	2	0
		Stolen Property Offenses	0	0	0	0
		Theft - Pocket-picking	1	0	0	0
		Theft - Purse Snatching	0	0	0	0
		Theft - Shoplifting	0	0	0	0
		Theft From Building	139	25	16	0
		Theft From Coin Machine	0	0	0	0
		Theft From Motor Vehicle	46	7	5	0
		Theft of Motor Vehicle Parts	2	0	0	0
		Theft - All Other Larceny	139	21	17	0
		<b>Crimes Against Society</b>				
		Animal Cruelty	1	0	0	0
		Drug/Narcotic Violations	86	81	77	1
		Drug/Narcotic Equipment Violations	42	39	11	0
		Gambling - Betting/Wagering	0	0	0	0
		Gambling - Operating/Promoting	0	0	0	0
		Gambling - Equipment Violations	0	0	0	0
		Gambling - Sports Tampering	0	0	0	0
		Pornography/Obscene Material	1	0	0	0
		Prostitution	0	0	0	0
		Prostitution Assisting/Promoting	0	0	0	0
		Purchasing Prostitution	0	0	0	0
		Weapon Law Violations	3	3	2	0
		<b>Total Group A Offenses</b>	<b>1,320</b>	<b>419</b>	<b>302</b>	<b>4</b>

Domestic Violence Victims		
Offense	Reported	Cleared
Murder	0	0
Aggravated Assault	29	24
Simple Assault	44	37
Intimidation	6	3
Stalking	0	0
Forcible Rape	7	2
Forcible Sodomy	0	0
Sexual Assault W/Object	1	0
Forcible Fondling	2	1
Incest	2	2
Statutory Rape	1	1
Kidnapping/Abduction	2	2
<b>Total</b>	<b>94</b>	<b>72</b>

TIBRS Group B Arrests		
Offense	Adult	Juvenile
Bad Checks	0	0
Curfew/Vagrancy	0	0
Disorderly Conduct	2	0
DUI	43	0
Drunkenness	42	0
Family-Non Violent	7	0
Liquor Law Violations	0	0
Peeping Tom	0	0
Trespass	8	0
All Other Offenses	336	5
<b>Total Group B</b>	<b>438</b>	<b>5</b>



# Cannon County Sheriff's Office - 2016

2015 Population Estimate	N/A	TIBRS Group A Offenses	Offenses		Arrests	
			Reported	Cleared	Adult	Juvenile
<b>Offense Overview</b>		<b>Crimes Against Persons</b>				
Offense Total	248	Murder	0	0	0	0
Number Cleared	85	Negligent Manslaughter	0	0	0	0
Percent Cleared	34.27 %	Negligent Vehicular Manslaughter	0	0	0	0
Group A Crimes per 100,000 population	N/A	Kidnapping/Abduction	0	0	0	0
		Forcible Rape	0	0	0	0
		Forcible Sodomy	0	0	0	0
		Sexual Assault W/Object	0	0	0	0
		Forcible Fondling	0	0	0	0
		Incest	0	0	0	0
<b>Arrest Overview</b>		Statutory Rape	0	0	0	0
Total Arrests	210	Aggravated Assault	13	12	9	1
Adult Arrests	206	Simple Assault	28	22	21	0
Juvenile Arrests	4	Intimidation	8	7	2	0
Unknown Age	0	Stalking	1	0	0	0
Arrests per 100,000 population	N/A	Commercial Sex Acts	0	0	0	0
Average number offenses/incident	1.16	Involuntary Servitude	0	0	0	0
		<b>Crimes Against Property</b>				
		Arson	2	0	0	0
		Bribery	0	0	0	0
		Burglary	42	6	6	0
		Counterfeiting/Forgery	2	0	0	0
		Destruction/Damage/Vandalism	48	8	3	0
		Embezzlement	0	0	0	0
		Extortion/Blackmail	0	0	0	0
		Fraud - Computer Hacking/Invasion	0	0	0	0
		Fraud - Credit Card/ATM	7	0	0	0
		Fraud - False Pretenses	3	0	0	0
		Fraud - Identity Theft	0	0	0	0
		Fraud - Impersonation	0	0	0	0
		Fraud - Welfare	0	0	0	0
		Fraud - Wire	0	0	0	0
		Motor Vehicle Theft	13	1	1	0
		Robbery	1	0	0	0
		Stolen Property Offenses	0	0	0	0
		Theft - Pocket-picking	0	0	0	0
		Theft - Purse Snatching	0	0	0	0
		Theft - Shoplifting	1	1	1	0
		Theft From Building	11	2	1	0
		Theft From Coin Machine	0	0	0	0
		Theft From Motor Vehicle	11	0	0	0
		Theft of Motor Vehicle Parts	4	0	0	0
		Theft - All Other Larceny	26	1	1	0
		<b>Crimes Against Society</b>				
		Animal Cruelty	0	0	0	0
		Drug/Narcotic Violations	10	10	10	1
		Drug/Narcotic Equipment Violations	10	9	4	0
		Gambling - Betting/Wagering	0	0	0	0
		Gambling - Operating/Promoting	0	0	0	0
		Gambling - Equipment Violations	0	0	0	0
		Gambling - Sports Tampering	0	0	0	0
		Pornography/Obscene Material	0	0	0	0
		Prostitution	0	0	0	0
		Prostitution Assisting/Promoting	0	0	0	0
		Purchasing Prostitution	0	0	0	0
		Weapon Law Violations	7	6	3	0
		<b>Total Group A Offenses</b>	<b>248</b>	<b>85</b>	<b>62</b>	<b>2</b>

Domestic Violence Victims		
Offense	Reported	Cleared
Murder	0	0
Aggravated Assault	9	9
Simple Assault	22	20
Intimidation	8	7
Stalking	0	0
Forcible Rape	0	0
Forcible Sodomy	0	0
Sexual Assault W/Object	0	0
Forcible Fondling	0	0
Incest	0	0
Statutory Rape	0	0
Kidnapping/Abduction	0	0
<b>Total</b>	<b>39</b>	<b>36</b>

TIBRS Group B Arrests		
Offense	Adult	Juvenile
Bad Checks	4	0
Curfew/Vagrancy	0	0
Disorderly Conduct	3	0
DUI	12	0
Drunkenness	4	0
Family-Non Violent	5	1
Liquor Law Violations	0	0
Peeping Tom	0	0
Trespass	1	0
All Other Offenses	115	1
<b>Total Group B</b>	<b>144</b>	<b>2</b>



## Carroll County Sheriff's Office - 2016

2015 Population Estimate	N/A	TIBRS Group A Offenses	Offenses		Arrests	
			Reported	Cleared	Adult	Juvenile
<b>Offense Overview</b>		<b>Crimes Against Persons</b>				
Offense Total	446	Murder	0	0	0	0
Number Cleared	210	Negligent Manslaughter	0	0	0	0
Percent Cleared	47.09 %	Negligent Vehicular Manslaughter	0	0	0	0
Group A Crimes per 100,000 population	N/A	Kidnapping/Abduction	0	0	0	0
		Forcible Rape	1	0	0	0
		Forcible Sodomy	1	0	0	0
		Sexual Assault W/Object	3	0	0	0
		Forcible Fondling	5	1	1	0
		Incest	0	0	0	0
		Statutory Rape	0	0	0	0
		Aggravated Assault	36	33	28	0
		Simple Assault	50	47	38	0
		Intimidation	1	1	0	0
		Stalking	3	3	2	0
		Commercial Sex Acts	0	0	0	0
		Involuntary Servitude	0	0	0	0
		<b>Crimes Against Property</b>				
		Arson	0	0	0	0
		Bribery	0	0	0	0
		Burglary	62	11	11	0
		Counterfeiting/Forgery	6	2	2	0
		Destruction/Damage/Vandalism	34	5	3	0
		Embezzlement	0	0	0	0
		Extortion/Blackmail	0	0	0	0
		Fraud - Computer Hacking/Invasion	0	0	0	0
		Fraud - Credit Card/ATM	43	1	0	0
		Fraud - False Pretenses	19	4	4	0
		Fraud - Identity Theft	0	0	0	0
		Fraud - Impersonation	4	0	1	0
		Fraud - Welfare	0	0	0	0
		Fraud - Wire	0	0	0	0
		Motor Vehicle Theft	22	4	2	0
		Robbery	1	0	0	0
		Stolen Property Offenses	0	0	1	0
		Theft - Pocket-picking	0	0	0	0
		Theft - Purse Snatching	0	0	0	0
		Theft - Shoplifting	1	1	1	0
		Theft From Building	12	3	0	0
		Theft From Coin Machine	0	0	0	0
		Theft From Motor Vehicle	10	0	0	0
		Theft of Motor Vehicle Parts	11	0	0	0
		Theft - All Other Larceny	26	1	3	0
		<b>Crimes Against Society</b>				
		Animal Cruelty	0	0	0	0
		Drug/Narcotic Violations	48	48	49	4
		Drug/Narcotic Equipment Violations	44	42	17	0
		Gambling - Betting/Wagering	0	0	0	0
		Gambling - Operating/Promoting	0	0	0	0
		Gambling - Equipment Violations	0	0	0	0
		Gambling - Sports Tampering	0	0	0	0
		Pornography/Obscene Material	0	0	0	0
		Prostitution	0	0	0	0
		Prostitution Assisting/Promoting	0	0	0	0
		Purchasing Prostitution	0	0	0	0
		Weapon Law Violations	3	3	0	0
		<b>Total Group A Offenses</b>	<b>446</b>	<b>210</b>	<b>163</b>	<b>4</b>

Domestic Violence Victims		
Offense	Reported	Cleared
Murder	0	0
Aggravated Assault	20	19
Simple Assault	42	39
Intimidation	0	0
Stalking	3	3
Forcible Rape	0	0
Forcible Sodomy	1	0
Sexual Assault W/Object	2	0
Forcible Fondling	3	1
Incest	0	0
Statutory Rape	0	0
Kidnapping/Abduction	0	0
<b>Total</b>	<b>71</b>	<b>62</b>

TIBRS Group B Arrests		
Offense	Adult	Juvenile
Bad Checks	11	0
Curfew/Vagrancy	0	0
Disorderly Conduct	3	0
DUI	10	1
Drunkenness	8	0
Family-Non Violent	53	0
Liquor Law Violations	0	0
Peeping Tom	0	0
Trespass	3	0
All Other Offenses	262	2
<b>Total Group B</b>	<b>350</b>	<b>3</b>



## Carter County Sheriff's Office - 2016

2015 Population Estimate	N/A	TIBRS Group A Offenses	Offenses		Arrests	
			Reported	Cleared	Adult	Juvenile
<b>Offense Overview</b>		<b>Crimes Against Persons</b>				
Offense Total	631	Murder	1	1	1	0
Number Cleared	130	Negligent Manslaughter	0	0	0	0
Percent Cleared	20.60 %	Negligent Vehicular Manslaughter	0	0	0	0
Group A Crimes per 100,000 population	N/A	Kidnapping/Abduction	0	0	0	0
		Forcible Rape	1	0	0	0
		Forcible Sodomy	1	1	0	0
		Sexual Assault W/Object	0	0	0	0
		Forcible Fondling	4	1	0	1
		Incest	0	0	0	0
		Statutory Rape	2	2	0	0
		Aggravated Assault	50	17	13	0
		Simple Assault	78	32	30	1
		Intimidation	4	1	1	0
		Stalking	0	0	0	0
		Commercial Sex Acts	0	0	0	0
		Involuntary Servitude	0	0	0	0
		<b>Crimes Against Property</b>				
		Arson	0	0	0	0
		Bribery	0	0	0	0
		Burglary	108	8	6	1
		Counterfeiting/Forgery	2	0	0	0
		Destruction/Damage/Vandalism	47	3	3	0
		Embezzlement	0	0	0	0
		Extortion/Blackmail	0	0	0	0
		Fraud - Computer Hacking/Invasion	0	0	0	0
		Fraud - Credit Card/ATM	4	3	1	0
		Fraud - False Pretenses	8	2	2	0
		Fraud - Identity Theft	0	0	0	0
		Fraud - Impersonation	1	1	1	0
		Fraud - Welfare	0	0	0	0
		Fraud - Wire	0	0	0	0
		Motor Vehicle Theft	35	11	3	1
		Robbery	4	1	1	0
		Stolen Property Offenses	2	2	2	0
		Theft - Pocket-picking	0	0	0	0
		Theft - Purse Snatching	1	0	0	0
		Theft - Shoplifting	4	4	6	0
		Theft From Building	60	4	4	0
		Theft From Coin Machine	0	0	0	0
		Theft From Motor Vehicle	31	0	0	0
		Theft of Motor Vehicle Parts	3	0	0	0
		Theft - All Other Larceny	155	17	18	0
		<b>Crimes Against Society</b>				
		Animal Cruelty	0	0	0	0
		Drug/Narcotic Violations	19	15	17	1
		Drug/Narcotic Equipment Violations	4	2	0	0
		Gambling - Betting/Wagering	0	0	0	0
		Gambling - Operating/Promoting	0	0	0	0
		Gambling - Equipment Violations	0	0	0	0
		Gambling - Sports Tampering	0	0	0	0
		Pornography/Obscene Material	0	0	0	0
		Prostitution	0	0	0	0
		Prostitution Assisting/Promoting	0	0	0	0
		Purchasing Prostitution	0	0	0	0
		Weapon Law Violations	2	2	1	0
		<b>Total Group A Offenses</b>	<b>631</b>	<b>130</b>	<b>110</b>	<b>5</b>

Domestic Violence Victims		
Offense	Reported	Cleared
Murder	1	1
Aggravated Assault	22	8
Simple Assault	61	27
Intimidation	0	0
Stalking	0	0
Forcible Rape	0	0
Forcible Sodomy	0	0
Sexual Assault W/Object	0	0
Forcible Fondling	2	0
Incest	0	0
Statutory Rape	0	0
Kidnapping/Abduction	0	0
<b>Total</b>	<b>86</b>	<b>36</b>

TIBRS Group B Arrests		
Offense	Adult	Juvenile
Bad Checks	0	0
Curfew/Vagrancy	0	0
Disorderly Conduct	1	0
DUI	27	0
Drunkenness	2	0
Family-Non Violent	0	0
Liquor Law Violations	0	0
Peeping Tom	0	0
Trespass	6	0
All Other Offenses	69	0
<b>Total Group B</b>	<b>105</b>	<b>0</b>



## Cheatham County Sheriff's Office - 2016

			Offenses		Arrests	
			Reported	Cleared	Adult	Juvenile
<b>2015 Population Estimate</b>	N/A	<b>TIBRS Group A Offenses</b>				
<b>Offense Overview</b>		<b>Crimes Against Persons</b>				
Offense Total	1,754	Murder	2	0	0	0
Number Cleared	878	Negligent Manslaughter	0	0	0	0
Percent Cleared	50.06 %	Negligent Vehicular Manslaughter	0	0	0	0
Group A Crimes per 100,000 population	N/A	Kidnapping/Abduction	1	1	0	0
		Forcible Rape	8	3	2	0
		Forcible Sodomy	2	2	0	0
		Sexual Assault W/Object	0	0	0	0
		Forcible Fondling	9	4	1	0
		Incest	0	0	0	0
		Statutory Rape	2	1	1	0
		Aggravated Assault	66	56	52	1
		Simple Assault	214	148	94	9
		Intimidation	80	13	7	1
		Stalking	6	0	0	0
		Commercial Sex Acts	0	0	0	0
		Involuntary Servitude	0	0	0	0
		<b>Crimes Against Property</b>				
		Arson	3	1	0	2
		Bribery	0	0	0	0
		Burglary	132	19	19	3
		Counterfeiting/Forgery	18	10	13	0
		Destruction/Damage/Vandalism	174	23	6	3
		Embezzlement	5	4	2	0
		Extortion/Blackmail	0	0	0	0
		Fraud - Computer Hacking/Invasion	0	0	0	0
		Fraud - Credit Card/ATM	10	3	1	0
		Fraud - False Pretenses	10	1	0	0
		Fraud - Identity Theft	0	0	0	0
		Fraud - Impersonation	27	6	6	0
		Fraud - Welfare	0	0	0	0
		Fraud - Wire	8	0	0	0
		Motor Vehicle Theft	49	9	8	0
		Robbery	7	4	6	0
		Stolen Property Offenses	13	12	9	1
		Theft - Pocket-picking	0	0	0	0
		Theft - Purse Snatching	1	0	0	0
		Theft - Shoplifting	11	3	4	0
		Theft From Building	164	33	14	2
		Theft From Coin Machine	0	0	0	0
		Theft From Motor Vehicle	76	4	5	0
		Theft of Motor Vehicle Parts	22	1	0	0
		Theft - All Other Larceny	66	7	17	0
		<b>Crimes Against Society</b>				
		Animal Cruelty	1	0	0	0
		Drug/Narcotic Violations	371	321	276	18
		Drug/Narcotic Equipment Violations	173	167	28	2
		Gambling - Betting/Wagering	0	0	0	0
		Gambling - Operating/Promoting	0	0	0	0
		Gambling - Equipment Violations	0	0	0	0
		Gambling - Sports Tampering	0	0	0	0
		Pornography/Obscene Material	3	2	0	0
		Prostitution	0	0	0	0
		Prostitution Assisting/Promoting	0	0	0	0
		Purchasing Prostitution	0	0	0	0
		Weapon Law Violations	20	20	18	0
		<b>Total Group A Offenses</b>	<b>1,754</b>	<b>878</b>	<b>589</b>	<b>42</b>

<b>Domestic Violence Victims</b>			
Offense	Reported	Cleared	
Murder	0	0	
Aggravated Assault	34	31	
Simple Assault	124	98	
Intimidation	24	3	
Stalking	3	0	
Forcible Rape	4	2	
Forcible Sodomy	2	2	
Sexual Assault W/Object	0	0	
Forcible Fondling	4	0	
Incest	0	0	
Statutory Rape	0	0	
Kidnapping/Abduction	1	1	
<b>Total</b>	<b>196</b>	<b>137</b>	

<b>TIBRS Group B Arrests</b>			
Offense	Adult	Juvenile	
Bad Checks	7	0	
Curfew/Vagrancy	0	0	
Disorderly Conduct	1	1	
DUI	65	1	
Drunkenness	21	2	
Family-Non Violent	0	0	
Liquor Law Violations	12	6	
Peeping Tom	0	0	
Trespass	3	0	
All Other Offenses	824	57	
<b>Total Group B</b>	<b>933</b>	<b>67</b>	

Please check [www.tncrimeonline.com](http://www.tncrimeonline.com) for additional 2016 data.



## Chester County Sheriff's Office - 2016

			Offenses		Arrests	
			Reported	Cleared	Adult	Juvenile
<b>2015 Population Estimate</b>	N/A	<b>TIBRS Group A Offenses</b>				
<b>Offense Overview</b>		<b>Crimes Against Persons</b>				
Offense Total	264	Murder	0	0	0	0
Number Cleared	116	Negligent Manslaughter	0	0	0	0
Percent Cleared	43.94 %	Negligent Vehicular Manslaughter	0	0	0	0
Group A Crimes per 100,000 population	N/A	Kidnapping/Abduction	0	0	0	0
		Forcible Rape	1	0	0	0
		Forcible Sodomy	0	0	0	0
		Sexual Assault W/Object	0	0	0	0
		Forcible Fondling	1	1	0	1
		Incest	0	0	0	0
		Statutory Rape	1	1	1	0
		Aggravated Assault	15	15	8	3
		Simple Assault	55	39	22	5
		Intimidation	8	2	1	0
		Stalking	0	0	0	0
		Commercial Sex Acts	0	0	0	0
		Involuntary Servitude	0	0	0	0
		<b>Crimes Against Property</b>				
		Arson	1	0	0	0
		Bribery	0	0	0	0
		Burglary	38	4	2	2
		Counterfeiting/Forgery	0	0	0	0
		Destruction/Damage/Vandalism	30	9	4	2
		Embezzlement	0	0	0	0
		Extortion/Blackmail	0	0	0	0
		Fraud - Computer Hacking/Invasion	0	0	0	0
		Fraud - Credit Card/ATM	4	1	1	0
		Fraud - False Pretenses	1	0	0	0
		Fraud - Identity Theft	0	0	0	0
		Fraud - Impersonation	2	2	2	0
		Fraud - Welfare	0	0	0	0
		Fraud - Wire	1	0	0	0
		Motor Vehicle Theft	11	2	0	2
		Robbery	0	0	0	0
		Stolen Property Offenses	0	0	0	0
		Theft - Pocket-picking	0	0	0	0
		Theft - Purse Snatching	0	0	0	0
		Theft - Shoplifting	0	0	0	0
		Theft From Building	23	4	2	0
		Theft From Coin Machine	0	0	0	0
		Theft From Motor Vehicle	4	0	0	0
		Theft of Motor Vehicle Parts	5	0	0	0
		Theft - All Other Larceny	30	4	3	0
		<b>Crimes Against Society</b>				
		Animal Cruelty	0	0	0	0
		Drug/Narcotic Violations	21	20	19	3
		Drug/Narcotic Equipment Violations	11	11	3	0
		Gambling - Betting/Wagering	0	0	0	0
		Gambling - Operating/Promoting	0	0	0	0
		Gambling - Equipment Violations	0	0	0	0
		Gambling - Sports Tampering	0	0	0	0
		Pornography/Obscene Material	0	0	0	0
		Prostitution	0	0	0	0
		Prostitution Assisting/Promoting	0	0	0	0
		Purchasing Prostitution	0	0	0	0
		Weapon Law Violations	1	1	0	0
		<b>Total Group A Offenses</b>	<b>264</b>	<b>116</b>	<b>68</b>	<b>18</b>

<b>Domestic Violence Victims</b>				
Offense	Reported	Cleared		
Murder	0	0		
Aggravated Assault	9	9		
Simple Assault	38	29		
Intimidation	6	2		
Stalking	0	0		
Forcible Rape	1	0		
Forcible Sodomy	0	0		
Sexual Assault W/Object	0	0		
Forcible Fondling	1	1		
Incest	0	0		
Statutory Rape	1	1		
Kidnapping/Abduction	0	0		
<b>Total</b>	<b>56</b>	<b>42</b>		

<b>TIBRS Group B Arrests</b>				
Offense	Adult	Juvenile		
Bad Checks	6	0		
Curfew/Vagrancy	0	0		
Disorderly Conduct	1	2		
DUI	4	0		
Drunkenness	3	0		
Family-Non Violent	0	0		
Liquor Law Violations	2	0		
Peeping Tom	0	0		
Trespass	1	0		
All Other Offenses	190	1		
<b>Total Group B</b>	<b>207</b>	<b>3</b>		





## Claiborne County Sheriff's Office - 2016

2015 Population Estimate	N/A	TIBRS Group A Offenses	Offenses		Arrests	
			Reported	Cleared	Adult	Juvenile
<b>Offense Overview</b>		<b>Crimes Against Persons</b>				
Offense Total	886	Murder	0	0	0	0
Number Cleared	393	Negligent Manslaughter	0	0	0	0
Percent Cleared	44.36 %	Negligent Vehicular Manslaughter	0	0	0	0
Group A Crimes per 100,000 population	N/A	Kidnapping/Abduction	8	8	6	0
		Forcible Rape	3	0	0	0
		Forcible Sodomy	0	0	0	0
		Sexual Assault W/Object	0	0	0	0
		Forcible Fondling	4	4	2	0
		Incest	0	0	0	0
		Statutory Rape	4	3	3	0
		Aggravated Assault	45	37	32	1
		Simple Assault	120	100	86	4
		Intimidation	8	5	4	0
		Stalking	0	0	0	0
		Commercial Sex Acts	0	0	0	0
		Involuntary Servitude	0	0	0	0
		<b>Crimes Against Property</b>				
		Arson	2	0	0	0
		Bribery	1	0	0	0
		Burglary	185	31	36	1
		Counterfeiting/Forgery	15	6	2	0
		Destruction/Damage/Vandalism	89	27	18	1
		Embezzlement	0	0	0	0
		Extortion/Blackmail	0	0	0	0
		Fraud - Computer Hacking/Invasion	0	0	0	0
		Fraud - Credit Card/ATM	3	0	0	0
		Fraud - False Pretenses	11	4	3	0
		Fraud - Identity Theft	0	0	0	0
		Fraud - Impersonation	0	0	0	0
		Fraud - Welfare	0	0	0	0
		Fraud - Wire	0	0	0	0
		Motor Vehicle Theft	49	17	16	0
		Robbery	10	1	0	0
		Stolen Property Offenses	0	0	0	0
		Theft - Pocket-picking	0	0	0	0
		Theft - Purse Snatching	0	0	0	0
		Theft - Shoplifting	19	8	7	0
		Theft From Building	55	13	10	0
		Theft From Coin Machine	0	0	0	0
		Theft From Motor Vehicle	37	0	0	0
		Theft of Motor Vehicle Parts	18	1	2	0
		Theft - All Other Larceny	81	11	10	0
		<b>Crimes Against Society</b>				
		Animal Cruelty	0	0	0	0
		Drug/Narcotic Violations	71	71	77	0
		Drug/Narcotic Equipment Violations	34	33	9	0
		Gambling - Betting/Wagering	0	0	0	0
		Gambling - Operating/Promoting	0	0	0	0
		Gambling - Equipment Violations	0	0	0	0
		Gambling - Sports Tampering	0	0	0	0
		Pornography/Obscene Material	2	2	2	1
		Prostitution	0	0	0	0
		Prostitution Assisting/Promoting	0	0	0	0
		Purchasing Prostitution	0	0	0	0
		Weapon Law Violations	12	11	7	0
		<b>Total Group A Offenses</b>	<b>886</b>	<b>393</b>	<b>332</b>	<b>8</b>

Domestic Violence Victims		
Offense	Reported	Cleared
Murder	0	0
Aggravated Assault	22	20
Simple Assault	87	77
Intimidation	4	3
Stalking	0	0
Forcible Rape	1	0
Forcible Sodomy	0	0
Sexual Assault W/Object	0	0
Forcible Fondling	2	2
Incest	0	0
Statutory Rape	3	2
Kidnapping/Abduction	6	6
<b>Total</b>	<b>125</b>	<b>110</b>

TIBRS Group B Arrests		
Offense	Adult	Juvenile
Bad Checks	2	0
Curfew/Vagrancy	0	0
Disorderly Conduct	7	0
DUI	30	0
Drunkenness	30	0
Family-Non Violent	2	2
Liquor Law Violations	1	1
Peeping Tom	0	0
Trespass	4	0
All Other Offenses	1,170	0
<b>Total Group B</b>	<b>1,246</b>	<b>3</b>



## Clay County Sheriff's Office - 2016

2015 Population Estimate	N/A	TIBRS Group A Offenses	Offenses		Arrests	
			Reported	Cleared	Adult	Juvenile
<b>Offense Overview</b>		<b>Crimes Against Persons</b>				
Offense Total	215	Murder	0	0	0	0
Number Cleared	144	Negligent Manslaughter	0	0	0	0
Percent Cleared	66.98 %	Negligent Vehicular Manslaughter	0	0	0	0
Group A Crimes per 100,000 population	N/A	Kidnapping/Abduction	0	0	0	0
		Forcible Rape	0	0	0	0
		Forcible Sodomy	0	0	0	0
		Sexual Assault W/Object	0	0	0	0
		Forcible Fondling	0	0	0	0
		Incest	0	0	0	0
		Statutory Rape	0	0	0	0
		Aggravated Assault	16	14	11	0
		Simple Assault	48	46	43	1
		Intimidation	4	2	2	0
		Stalking	0	0	0	0
		Commercial Sex Acts	0	0	0	0
		Involuntary Servitude	0	0	0	0
		<b>Crimes Against Property</b>				
		Arson	1	0	0	0
		Bribery	0	0	0	0
		Burglary	11	3	4	0
		Counterfeiting/Forgery	2	1	1	0
		Destruction/Damage/Vandalism	14	7	6	0
		Embezzlement	0	0	0	0
		Extortion/Blackmail	0	0	0	0
		Fraud - Computer Hacking/Invasion	0	0	0	0
		Fraud - Credit Card/ATM	0	0	0	0
		Fraud - False Pretenses	0	0	0	0
		Fraud - Identity Theft	3	1	0	0
		Fraud - Impersonation	2	0	0	0
		Fraud - Welfare	0	0	0	0
		Fraud - Wire	0	0	0	0
		Motor Vehicle Theft	10	4	3	3
		Robbery	0	0	0	0
		Stolen Property Offenses	0	0	0	0
		Theft - Pocket-picking	0	0	0	0
		Theft - Purse Snatching	0	0	0	0
		Theft - Shoplifting	0	0	0	0
		Theft From Building	1	0	0	0
		Theft From Coin Machine	0	0	0	0
		Theft From Motor Vehicle	3	0	0	0
		Theft of Motor Vehicle Parts	0	0	0	0
		Theft - All Other Larceny	22	7	6	3
		<b>Crimes Against Society</b>				
		Animal Cruelty	0	0	0	0
		Drug/Narcotic Violations	42	31	32	0
		Drug/Narcotic Equipment Violations	31	25	12	0
		Gambling - Betting/Wagering	0	0	0	0
		Gambling - Operating/Promoting	0	0	0	0
		Gambling - Equipment Violations	0	0	0	0
		Gambling - Sports Tampering	0	0	0	0
		Pornography/Obscene Material	0	0	0	0
		Prostitution	0	0	0	0
		Prostitution Assisting/Promoting	0	0	0	0
		Purchasing Prostitution	0	0	0	0
		Weapon Law Violations	5	3	3	0
		<b>Total Group A Offenses</b>	<b>215</b>	<b>144</b>	<b>123</b>	<b>7</b>

Domestic Violence Victims		
Offense	Reported	Cleared
Murder	0	0
Aggravated Assault	14	12
Simple Assault	42	40
Intimidation	3	2
Stalking	0	0
Forcible Rape	0	0
Forcible Sodomy	0	0
Sexual Assault W/Object	0	0
Forcible Fondling	0	0
Incest	0	0
Statutory Rape	0	0
Kidnapping/Abduction	0	0
<b>Total</b>	<b>59</b>	<b>54</b>

TIBRS Group B Arrests		
Offense	Adult	Juvenile
Bad Checks	0	0
Curfew/Vagrancy	0	0
Disorderly Conduct	3	0
DUI	35	0
Drunkenness	12	1
Family-Non Violent	6	0
Liquor Law Violations	3	1
Peeping Tom	0	0
Trespass	2	0
All Other Offenses	192	0
<b>Total Group B</b>	<b>253</b>	<b>2</b>



## Cocke County Sheriff's Office - 2016

2015 Population Estimate	N/A	TIBRS Group A Offenses	Offenses		Arrests	
			Reported	Cleared	Adult	Juvenile
<b>Offense Overview</b>		<b>Crimes Against Persons</b>				
Offense Total	1,629	Murder	3	3	2	0
Number Cleared	944	Negligent Manslaughter	0	0	0	0
Percent Cleared	57.95 %	Negligent Vehicular Manslaughter	0	0	0	0
Group A Crimes per 100,000 population	N/A	Kidnapping/Abduction	4	3	2	0
		Forcible Rape	5	2	1	0
		Forcible Sodomy	0	0	0	0
		Sexual Assault W/Object	1	0	0	0
		Forcible Fondling	6	3	3	0
		Incest	1	1	1	0
		Statutory Rape	0	0	0	0
		Aggravated Assault	127	104	89	4
		Simple Assault	236	201	182	5
		Intimidation	43	19	18	0
		Stalking	9	9	9	0
		Commercial Sex Acts	0	0	0	0
		Involuntary Servitude	0	0	0	0
		<b>Crimes Against Property</b>				
		Arson	9	2	6	0
		Bribery	1	1	1	0
		Burglary	193	47	51	0
		Counterfeiting/Forgery	19	11	7	0
		Destruction/Damage/Vandalism	177	52	14	1
		Embezzlement	2	2	3	0
		Extortion/Blackmail	0	0	0	0
		Fraud - Computer Hacking/Invasion	0	0	0	0
		Fraud - Credit Card/ATM	24	9	8	0
		Fraud - False Pretenses	43	25	17	0
		Fraud - Identity Theft	1	0	0	0
		Fraud - Impersonation	2	2	2	0
		Fraud - Welfare	0	0	0	0
		Fraud - Wire	1	0	0	0
		Motor Vehicle Theft	58	26	26	0
		Robbery	8	2	2	1
		Stolen Property Offenses	0	0	0	0
		Theft - Pocket-picking	0	0	0	0
		Theft - Purse Snatching	1	0	0	0
		Theft - Shoplifting	3	2	1	1
		Theft From Building	105	32	31	0
		Theft From Coin Machine	1	0	0	0
		Theft From Motor Vehicle	66	6	5	0
		Theft of Motor Vehicle Parts	21	2	1	0
		Theft - All Other Larceny	95	18	17	0
		<b>Crimes Against Society</b>				
		Animal Cruelty	5	3	3	0
		Drug/Narcotic Violations	169	169	189	4
		Drug/Narcotic Equipment Violations	147	147	51	1
		Gambling - Betting/Wagering	0	0	0	0
		Gambling - Operating/Promoting	0	0	0	0
		Gambling - Equipment Violations	0	0	0	0
		Gambling - Sports Tampering	0	0	0	0
		Pornography/Obscene Material	2	2	1	0
		Prostitution	0	0	0	0
		Prostitution Assisting/Promoting	0	0	0	0
		Purchasing Prostitution	0	0	0	0
		Weapon Law Violations	41	39	10	0
		<b>Total Group A Offenses</b>	<b>1,629</b>	<b>944</b>	<b>753</b>	<b>17</b>

Domestic Violence Victims		
Offense	Reported	Cleared
Murder	0	0
Aggravated Assault	67	59
Simple Assault	168	145
Intimidation	19	12
Stalking	7	7
Forcible Rape	2	2
Forcible Sodomy	0	0
Sexual Assault W/Object	0	0
Forcible Fondling	1	0
Incest	1	1
Statutory Rape	0	0
Kidnapping/Abduction	3	3
<b>Total</b>	<b>268</b>	<b>229</b>

TIBRS Group B Arrests		
Offense	Adult	Juvenile
Bad Checks	0	0
Curfew/Vagrancy	0	0
Disorderly Conduct	17	10
DUI	67	0
Drunkenness	68	1
Family-Non Violent	17	0
Liquor Law Violations	11	12
Peeping Tom	0	0
Trespass	12	0
All Other Offenses	483	2
<b>Total Group B</b>	<b>675</b>	<b>25</b>



## Coffee County Sheriff's Office - 2016

2015 Population Estimate	N/A	TIBRS Group A Offenses	Offenses		Arrests	
			Reported	Cleared	Adult	Juvenile
<b>Offense Overview</b>		<b>Crimes Against Persons</b>				
Offense Total	964	Murder	1	1	1	0
Number Cleared	536	Negligent Manslaughter	0	0	0	0
Percent Cleared	55.60 %	Negligent Vehicular Manslaughter	2	2	2	0
Group A Crimes per 100,000 population	N/A	Kidnapping/Abduction	0	0	0	0
		Forcible Rape	2	0	0	0
		Forcible Sodomy	1	0	0	0
		Sexual Assault W/Object	0	0	0	0
		Forcible Fondling	3	0	0	0
		Incest	0	0	0	0
		Statutory Rape	1	0	0	0
		Aggravated Assault	65	42	30	4
		Simple Assault	138	82	71	4
		Intimidation	38	3	3	0
		Stalking	2	1	1	0
		Commercial Sex Acts	0	0	0	0
		Involuntary Servitude	0	0	0	0
		<b>Crimes Against Property</b>				
		Arson	2	0	0	0
		Bribery	0	0	0	0
		Burglary	101	9	12	0
		Counterfeiting/Forgery	5	1	2	0
		Destruction/Damage/Vandalism	32	6	7	0
		Embezzlement	0	0	0	0
		Extortion/Blackmail	1	0	0	0
		Fraud - Computer Hacking/Invasion	0	0	0	0
		Fraud - Credit Card/ATM	6	0	0	0
		Fraud - False Pretenses	8	1	0	0
		Fraud - Identity Theft	0	0	0	0
		Fraud - Impersonation	0	0	0	0
		Fraud - Welfare	0	0	0	0
		Fraud - Wire	1	0	0	0
		Motor Vehicle Theft	21	0	0	0
		Robbery	1	1	1	0
		Stolen Property Offenses	0	0	0	0
		Theft - Pocket-picking	0	0	0	0
		Theft - Purse Snatching	0	0	0	0
		Theft - Shoplifting	5	4	4	0
		Theft From Building	52	1	1	0
		Theft From Coin Machine	1	0	0	0
		Theft From Motor Vehicle	19	0	0	0
		Theft of Motor Vehicle Parts	11	1	0	0
		Theft - All Other Larceny	64	3	3	0
		<b>Crimes Against Society</b>				
		Animal Cruelty	0	0	0	0
		Drug/Narcotic Violations	322	321	332	3
		Drug/Narcotic Equipment Violations	51	49	10	0
		Gambling - Betting/Wagering	0	0	0	0
		Gambling - Operating/Promoting	0	0	0	0
		Gambling - Equipment Violations	0	0	0	0
		Gambling - Sports Tampering	0	0	0	0
		Pornography/Obscene Material	0	0	0	0
		Prostitution	0	0	0	0
		Prostitution Assisting/Promoting	0	0	0	0
		Purchasing Prostitution	0	0	0	0
		Weapon Law Violations	8	8	2	0
		<b>Total Group A Offenses</b>	<b>964</b>	<b>536</b>	<b>482</b>	<b>11</b>

Domestic Violence Victims		
Offense	Reported	Cleared
Murder	0	0
Aggravated Assault	29	22
Simple Assault	100	69
Intimidation	14	3
Stalking	1	1
Forcible Rape	1	0
Forcible Sodomy	1	0
Sexual Assault W/Object	0	0
Forcible Fondling	2	0
Incest	0	0
Statutory Rape	0	0
Kidnapping/Abduction	0	0
<b>Total</b>	<b>148</b>	<b>95</b>

TIBRS Group B Arrests		
Offense	Adult	Juvenile
Bad Checks	0	0
Curfew/Vagrancy	0	0
Disorderly Conduct	6	1
DUI	29	0
Drunkenness	30	0
Family-Non Violent	1	0
Liquor Law Violations	0	1
Peeping Tom	0	0
Trespass	4	1
All Other Offenses	42	0
<b>Total Group B</b>	<b>112</b>	<b>3</b>



## Crockett County Sheriff's Office - 2016

			Offenses		Arrests	
			Reported	Cleared	Adult	Juvenile
<b>2015 Population Estimate</b>	N/A	<b>TIBRS Group A Offenses</b>				
<b>Offense Overview</b>		<b>Crimes Against Persons</b>				
Offense Total	366	Murder	0	0	0	0
Number Cleared	126	Negligent Manslaughter	0	0	0	0
Percent Cleared	34.43 %	Negligent Vehicular Manslaughter	0	0	0	0
Group A Crimes per 100,000 population	N/A	Kidnapping/Abduction	1	1	1	0
		Forcible Rape	0	0	0	0
		Forcible Sodomy	0	0	0	0
		Sexual Assault W/Object	0	0	0	0
		Forcible Fondling	1	0	0	0
		Incest	0	0	0	0
		Statutory Rape	0	0	0	0
		Aggravated Assault	22	19	15	1
		Simple Assault	54	32	28	2
		Intimidation	54	11	8	1
		Stalking	0	0	0	0
		Commercial Sex Acts	0	0	0	0
		Involuntary Servitude	0	0	0	0
<b>Arrest Overview</b>		<b>Crimes Against Property</b>				
Total Arrests	407	Arson	1	1	0	2
Adult Arrests	392	Bribery	0	0	0	0
Juvenile Arrests	15	Burglary	49	17	22	2
Unknown Age	0	Counterfeiting/Forgery	1	0	0	0
Arrests per 100,000 population	N/A	Destruction/Damage/Vandalism	52	10	2	0
Average number offenses/incident	1.17	Embezzlement	1	0	0	0
		Extortion/Blackmail	2	1	0	0
		Fraud - Computer Hacking/Invasion	0	0	0	0
		Fraud - Credit Card/ATM	0	0	0	0
		Fraud - False Pretenses	4	2	2	0
		Fraud - Identity Theft	0	0	0	0
		Fraud - Impersonation	0	0	0	0
		Fraud - Welfare	0	0	0	0
		Fraud - Wire	2	0	0	0
		Motor Vehicle Theft	12	4	3	0
		Robbery	0	0	0	0
		Stolen Property Offenses	0	0	0	0
		Theft - Pocket-picking	0	0	0	0
		Theft - Purse Snatching	0	0	0	0
		Theft - Shoplifting	4	2	2	0
		Theft From Building	28	4	4	0
		Theft From Coin Machine	2	0	0	0
		Theft From Motor Vehicle	17	3	3	0
		Theft of Motor Vehicle Parts	5	1	1	0
		Theft - All Other Larceny	35	1	1	0
		<b>Crimes Against Society</b>				
		Animal Cruelty	0	0	0	0
		Drug/Narcotic Violations	11	9	8	1
		Drug/Narcotic Equipment Violations	5	5	2	0
		Gambling - Betting/Wagering	0	0	0	0
		Gambling - Operating/Promoting	0	0	0	0
		Gambling - Equipment Violations	0	0	0	0
		Gambling - Sports Tampering	0	0	0	0
		Pornography/Obscene Material	0	0	0	0
		Prostitution	0	0	0	0
		Prostitution Assisting/Promoting	0	0	0	0
		Purchasing Prostitution	0	0	0	0
		Weapon Law Violations	3	3	2	0
		<b>Total Group A Offenses</b>	<b>366</b>	<b>126</b>	<b>104</b>	<b>9</b>

Domestic Violence Victims		
Offense	Reported	Cleared
Murder	0	0
Aggravated Assault	10	9
Simple Assault	34	24
Intimidation	16	5
Stalking	0	0
Forcible Rape	0	0
Forcible Sodomy	0	0
Sexual Assault W/Object	0	0
Forcible Fondling	0	0
Incest	0	0
Statutory Rape	0	0
Kidnapping/Abduction	0	0
<b>Total</b>	<b>60</b>	<b>38</b>

TIBRS Group B Arrests		
Offense	Adult	Juvenile
Bad Checks	32	0
Curfew/Vagrancy	0	0
Disorderly Conduct	2	2
DUI	5	1
Drunkenness	5	0
Family-Non Violent	37	2
Liquor Law Violations	0	1
Peeping Tom	0	0
Trespass	3	0
All Other Offenses	204	0
<b>Total Group B</b>	<b>288</b>	<b>6</b>



## Cumberland County Sheriff's Office - 2016

			Offenses		Arrests	
			Reported	Cleared	Adult	Juvenile
<b>2015 Population Estimate</b>	N/A	<b>TIBRS Group A Offenses</b>				
<b>Offense Overview</b>		<b>Crimes Against Persons</b>				
Offense Total	1,696	Murder	0	0	0	0
Number Cleared	695	Negligent Manslaughter	0	0	0	0
Percent Cleared	40.98 %	Negligent Vehicular Manslaughter	0	0	0	0
Group A Crimes per 100,000 population	N/A	Kidnapping/Abduction	3	3	1	0
		Forcible Rape	1	1	0	1
		Forcible Sodomy	0	0	0	0
		Sexual Assault W/Object	0	0	0	0
		Forcible Fondling	0	0	0	0
		Incest	0	0	0	0
		Statutory Rape	0	0	0	0
		Aggravated Assault	47	47	29	1
		Simple Assault	107	107	100	0
		Intimidation	7	7	7	0
		Stalking	2	2	2	0
		Commercial Sex Acts	0	0	0	0
		Involuntary Servitude	0	0	0	0
		<b>Crimes Against Property</b>				
		Arson	5	0	0	0
		Bribery	1	0	0	0
		Burglary	224	21	15	0
		Counterfeiting/Forgery	24	6	6	0
		Destruction/Damage/Vandalism	237	26	13	0
		Embezzlement	28	8	8	0
		Extortion/Blackmail	0	0	0	0
		Fraud - Computer Hacking/Invasion	0	0	0	0
		Fraud - Credit Card/ATM	40	6	5	0
		Fraud - False Pretenses	13	2	0	0
		Fraud - Identity Theft	0	0	0	0
		Fraud - Impersonation	1	0	0	0
		Fraud - Welfare	0	0	0	0
		Fraud - Wire	24	0	0	0
		Motor Vehicle Theft	100	22	17	0
		Robbery	2	1	1	0
		Stolen Property Offenses	7	7	9	0
		Theft - Pocket-picking	0	0	0	0
		Theft - Purse Snatching	0	0	0	0
		Theft - Shoplifting	13	5	4	0
		Theft From Building	101	13	12	0
		Theft From Coin Machine	0	0	0	0
		Theft From Motor Vehicle	90	8	7	0
		Theft of Motor Vehicle Parts	7	1	1	0
		Theft - All Other Larceny	217	18	15	0
		<b>Crimes Against Society</b>				
		Animal Cruelty	0	0	0	0
		Drug/Narcotic Violations	221	216	246	0
		Drug/Narcotic Equipment Violations	149	143	29	0
		Gambling - Betting/Wagering	0	0	0	0
		Gambling - Operating/Promoting	0	0	0	0
		Gambling - Equipment Violations	0	0	0	0
		Gambling - Sports Tampering	0	0	0	0
		Pornography/Obscene Material	0	0	0	0
		Prostitution	0	0	0	0
		Prostitution Assisting/Promoting	0	0	0	0
		Purchasing Prostitution	0	0	0	0
		Weapon Law Violations	25	25	13	0
		<b>Total Group A Offenses</b>	<b>1,696</b>	<b>695</b>	<b>540</b>	<b>2</b>

Domestic Violence Victims		
Offense	Reported	Cleared
Murder	0	0
Aggravated Assault	23	23
Simple Assault	102	102
Intimidation	7	7
Stalking	2	2
Forcible Rape	0	0
Forcible Sodomy	0	0
Sexual Assault W/Object	0	0
Forcible Fondling	0	0
Incest	0	0
Statutory Rape	0	0
Kidnapping/Abduction	0	0
<b>Total</b>	<b>134</b>	<b>134</b>

TIBRS Group B Arrests		
Offense	Adult	Juvenile
Bad Checks	5	0
Curfew/Vagrancy	0	0
Disorderly Conduct	14	0
DUI	95	0
Drunkenness	30	0
Family-Non Violent	99	0
Liquor Law Violations	8	0
Peeping Tom	0	0
Trespass	10	0
All Other Offenses	1,106	0
<b>Total Group B</b>	<b>1,367</b>	<b>0</b>



## Decatur County Sheriff's Office - 2016

2015 Population Estimate	N/A	TIBRS Group A Offenses	Offenses		Arrests	
			Reported	Cleared	Adult	Juvenile
<b>Offense Overview</b>		<b>Crimes Against Persons</b>				
Offense Total	397	Murder	0	0	0	0
Number Cleared	186	Negligent Manslaughter	0	0	0	0
Percent Cleared	46.85 %	Negligent Vehicular Manslaughter	0	0	0	0
Group A Crimes per 100,000 population	N/A	Kidnapping/Abduction	0	0	0	0
		Forcible Rape	1	1	1	0
		Forcible Sodomy	0	0	0	0
		Sexual Assault W/Object	0	0	0	0
		Forcible Fondling	0	0	0	0
		Incest	0	0	0	0
		Statutory Rape	0	0	0	0
		Aggravated Assault	11	7	4	1
		Simple Assault	50	29	24	0
		Intimidation	24	12	7	0
		Stalking	0	0	0	0
		Commercial Sex Acts	0	0	0	0
		Involuntary Servitude	0	0	0	0
		<b>Crimes Against Property</b>				
		Arson	1	1	1	0
		Bribery	0	0	0	0
		Burglary	51	4	2	0
		Counterfeiting/Forgery	0	0	0	0
		Destruction/Damage/Vandalism	43	10	6	1
		Embezzlement	0	0	0	0
		Extortion/Blackmail	0	0	0	0
		Fraud - Computer Hacking/Invasion	0	0	0	0
		Fraud - Credit Card/ATM	2	0	0	0
		Fraud - False Pretenses	1	0	0	0
		Fraud - Identity Theft	0	0	0	0
		Fraud - Impersonation	3	2	2	0
		Fraud - Welfare	0	0	0	0
		Fraud - Wire	0	0	0	0
		Motor Vehicle Theft	23	5	4	0
		Robbery	0	0	0	0
		Stolen Property Offenses	0	0	0	0
		Theft - Pocket-picking	0	0	0	0
		Theft - Purse Snatching	0	0	0	0
		Theft - Shoplifting	1	1	1	0
		Theft From Building	15	1	1	0
		Theft From Coin Machine	0	0	0	0
		Theft From Motor Vehicle	8	0	0	0
		Theft of Motor Vehicle Parts	2	0	0	0
		Theft - All Other Larceny	49	2	2	0
		<b>Crimes Against Society</b>				
		Animal Cruelty	0	0	0	0
		Drug/Narcotic Violations	55	54	45	0
		Drug/Narcotic Equipment Violations	43	43	6	0
		Gambling - Betting/Wagering	0	0	0	0
		Gambling - Operating/Promoting	1	1	0	0
		Gambling - Equipment Violations	1	1	0	0
		Gambling - Sports Tampering	0	0	0	0
		Pornography/Obscene Material	0	0	0	0
		Prostitution	0	0	0	0
		Prostitution Assisting/Promoting	0	0	0	0
		Purchasing Prostitution	0	0	0	0
		Weapon Law Violations	12	12	4	2
		<b>Total Group A Offenses</b>	<b>397</b>	<b>186</b>	<b>110</b>	<b>4</b>

Domestic Violence Victims		
Offense	Reported	Cleared
Murder	0	0
Aggravated Assault	7	6
Simple Assault	33	23
Intimidation	8	7
Stalking	0	0
Forcible Rape	1	1
Forcible Sodomy	0	0
Sexual Assault W/Object	0	0
Forcible Fondling	0	0
Incest	0	0
Statutory Rape	0	0
Kidnapping/Abduction	0	0
<b>Total</b>	<b>49</b>	<b>37</b>

TIBRS Group B Arrests		
Offense	Adult	Juvenile
Bad Checks	2	0
Curfew/Vagrancy	0	0
Disorderly Conduct	7	1
DUI	8	0
Drunkenness	10	0
Family-Non Violent	0	0
Liquor Law Violations	0	0
Peeping Tom	0	0
Trespass	10	0
All Other Offenses	18	1
<b>Total Group B</b>	<b>55</b>	<b>2</b>



## DeKalb County Sheriff's Office - 2016

2015 Population Estimate	N/A	TIBRS Group A Offenses	Offenses		Arrests	
			Reported	Cleared	Adult	Juvenile
<b>Offense Overview</b>		<b>Crimes Against Persons</b>				
Offense Total	410	Murder	0	0	0	0
Number Cleared	249	Negligent Manslaughter	0	0	0	0
Percent Cleared	60.73 %	Negligent Vehicular Manslaughter	0	0	0	0
Group A Crimes per 100,000 population	N/A	Kidnapping/Abduction	1	1	0	0
		Forcible Rape	2	1	0	1
		Forcible Sodomy	0	0	0	0
		Sexual Assault W/Object	0	0	0	0
		Forcible Fondling	1	0	0	0
		Incest	0	0	0	0
<b>Arrest Overview</b>		Statutory Rape	3	3	3	0
Total Arrests	774	Aggravated Assault	24	24	18	1
Adult Arrests	742	Simple Assault	64	61	45	12
Juvenile Arrests	32	Intimidation	10	9	8	0
Unknown Age	0	Stalking	2	2	2	0
Arrests per 100,000 population	N/A	Commercial Sex Acts	0	0	0	0
Average number offenses/incident	1.10	Involuntary Servitude	0	0	0	0
		<b>Crimes Against Property</b>				
		Arson	0	0	0	0
		Bribery	0	0	0	0
		Burglary	38	13	18	0
		Counterfeiting/Forgery	12	12	5	0
		Destruction/Damage/Vandalism	34	7	3	1
		Embezzlement	0	0	0	0
		Extortion/Blackmail	0	0	0	0
		Fraud - Computer Hacking/Invasion	0	0	0	0
		Fraud - Credit Card/ATM	27	21	2	0
		Fraud - False Pretenses	2	0	0	0
		Fraud - Identity Theft	0	0	0	0
		Fraud - Impersonation	6	2	2	0
		Fraud - Welfare	0	0	0	0
		Fraud - Wire	0	0	0	0
		Motor Vehicle Theft	20	5	6	0
		Robbery	2	1	2	0
		Stolen Property Offenses	1	1	1	0
		Theft - Pocket-picking	1	0	0	0
		Theft - Purse Snatching	0	0	0	0
		Theft - Shoplifting	0	0	0	0
		Theft From Building	24	12	11	1
		Theft From Coin Machine	0	0	0	0
		Theft From Motor Vehicle	20	3	2	0
		Theft of Motor Vehicle Parts	6	0	0	0
		Theft - All Other Larceny	47	8	9	0
		<b>Crimes Against Society</b>				
		Animal Cruelty	0	0	0	0
		Drug/Narcotic Violations	39	39	36	2
		Drug/Narcotic Equipment Violations	20	20	10	0
		Gambling - Betting/Wagering	0	0	0	0
		Gambling - Operating/Promoting	0	0	0	0
		Gambling - Equipment Violations	0	0	0	0
		Gambling - Sports Tampering	0	0	0	0
		Pornography/Obscene Material	0	0	0	0
		Prostitution	0	0	0	0
		Prostitution Assisting/Promoting	0	0	0	0
		Purchasing Prostitution	0	0	0	0
		Weapon Law Violations	4	4	2	0
		<b>Total Group A Offenses</b>	<b>410</b>	<b>249</b>	<b>185</b>	<b>18</b>

Domestic Violence Victims		
Offense	Reported	Cleared
Murder	0	0
Aggravated Assault	17	17
Simple Assault	33	31
Intimidation	2	2
Stalking	1	1
Forcible Rape	0	0
Forcible Sodomy	0	0
Sexual Assault W/Object	0	0
Forcible Fondling	0	0
Incest	0	0
Statutory Rape	3	3
Kidnapping/Abduction	0	0
<b>Total</b>	<b>56</b>	<b>54</b>

TIBRS Group B Arrests		
Offense	Adult	Juvenile
Bad Checks	13	0
Curfew/Vagrancy	0	0
Disorderly Conduct	3	5
DUI	31	0
Drunkenness	12	0
Family-Non Violent	3	0
Liquor Law Violations	3	0
Peeping Tom	0	0
Trespass	3	1
All Other Offenses	489	8
<b>Total Group B</b>	<b>557</b>	<b>14</b>





## Dickson County Sheriff's Office - 2016

			Offenses		Arrests	
			Reported	Cleared	Adult	Juvenile
<b>2015 Population Estimate</b>	N/A	<b>TIBRS Group A Offenses</b>				
<b>Offense Overview</b>		<b>Crimes Against Persons</b>				
Offense Total	1,377	Murder	2	2	2	0
Number Cleared	583	Negligent Manslaughter	0	0	0	0
Percent Cleared	42.34 %	Negligent Vehicular Manslaughter	0	0	0	0
Group A Crimes per 100,000 population	N/A	Kidnapping/Abduction	6	3	1	0
		Forcible Rape	11	4	3	0
		Forcible Sodomy	1	0	0	0
		Sexual Assault W/Object	0	0	0	0
		Forcible Fondling	28	5	2	0
		Incest	0	0	0	0
		Statutory Rape	2	0	0	0
		Aggravated Assault	99	73	56	3
		Simple Assault	195	132	66	6
		Intimidation	71	31	5	0
		Stalking	0	0	0	0
		Commercial Sex Acts	0	0	0	0
		Involuntary Servitude	0	0	0	0
		<b>Crimes Against Property</b>				
		Arson	4	0	0	0
		Bribery	0	0	0	0
		Burglary	200	32	28	1
		Counterfeiting/Forgery	9	4	4	0
		Destruction/Damage/Vandalism	122	28	16	4
		Embezzlement	1	0	0	0
		Extortion/Blackmail	1	0	0	0
		Fraud - Computer Hacking/Invasion	0	0	0	0
		Fraud - Credit Card/ATM	3	0	0	0
		Fraud - False Pretenses	64	7	4	0
		Fraud - Identity Theft	0	0	0	0
		Fraud - Impersonation	22	3	2	0
		Fraud - Welfare	1	0	0	0
		Fraud - Wire	1	0	0	0
		Motor Vehicle Theft	46	14	12	1
		Robbery	4	0	0	0
		Stolen Property Offenses	2	1	0	0
		Theft - Pocket-picking	0	0	0	0
		Theft - Purse Snatching	1	0	0	0
		Theft - Shoplifting	2	1	0	0
		Theft From Building	40	9	4	2
		Theft From Coin Machine	1	1	1	0
		Theft From Motor Vehicle	54	3	3	0
		Theft of Motor Vehicle Parts	3	1	1	0
		Theft - All Other Larceny	135	17	12	0
		<b>Crimes Against Society</b>				
		Animal Cruelty	3	0	0	0
		Drug/Narcotic Violations	149	134	142	7
		Drug/Narcotic Equipment Violations	76	64	25	0
		Gambling - Betting/Wagering	0	0	0	0
		Gambling - Operating/Promoting	0	0	0	0
		Gambling - Equipment Violations	0	0	0	0
		Gambling - Sports Tampering	0	0	0	0
		Pornography/Obscene Material	5	2	2	0
		Prostitution	0	0	0	0
		Prostitution Assisting/Promoting	0	0	0	0
		Purchasing Prostitution	0	0	0	0
		Weapon Law Violations	13	12	8	0
		<b>Total Group A Offenses</b>	<b>1,377</b>	<b>583</b>	<b>399</b>	<b>24</b>

Domestic Violence Victims		
Offense	Reported	Cleared
Murder	0	0
Aggravated Assault	48	37
Simple Assault	107	77
Intimidation	34	15
Stalking	0	0
Forcible Rape	2	0
Forcible Sodomy	1	0
Sexual Assault W/Object	0	0
Forcible Fondling	13	2
Incest	0	0
Statutory Rape	1	0
Kidnapping/Abduction	5	3
<b>Total</b>	<b>211</b>	<b>134</b>

TIBRS Group B Arrests		
Offense	Adult	Juvenile
Bad Checks	31	0
Curfew/Vagrancy	0	4
Disorderly Conduct	7	0
DUI	55	0
Drunkenness	15	0
Family-Non Violent	20	2
Liquor Law Violations	3	0
Peeping Tom	0	0
Trespass	8	1
All Other Offenses	1,180	17
<b>Total Group B</b>	<b>1,319</b>	<b>24</b>



## Dyer County Sheriff's Office - 2016

2015 Population Estimate	N/A	TIBRS Group A Offenses	Offenses		Arrests	
			Reported	Cleared	Adult	Juvenile
<b>Offense Overview</b>		<b>Crimes Against Persons</b>				
Offense Total	717	Murder	0	0	0	0
Number Cleared	241	Negligent Manslaughter	0	0	0	0
Percent Cleared	33.61 %	Negligent Vehicular Manslaughter	0	0	0	0
Group A Crimes per 100,000 population	N/A	Kidnapping/Abduction	0	0	0	0
		Forcible Rape	8	0	0	0
		Forcible Sodomy	0	0	0	0
		Sexual Assault W/Object	0	0	0	0
		Forcible Fondling	8	1	0	0
		Incest	0	0	0	0
		Statutory Rape	0	0	0	0
		Aggravated Assault	36	28	24	0
		Simple Assault	122	92	60	5
		Intimidation	19	4	4	0
		Stalking	0	0	0	0
		Commercial Sex Acts	0	0	0	0
		Involuntary Servitude	0	0	0	0
<b>Arrest Overview</b>		<b>Crimes Against Property</b>				
Total Arrests	1,058	Arson	1	0	0	0
Adult Arrests	993	Bribery	0	0	0	0
Juvenile Arrests	65	Burglary	71	4	5	0
Unknown Age	0	Counterfeiting/Forgery	7	0	0	0
Arrests per 100,000 population	N/A	Destruction/Damage/Vandalism	67	7	5	0
Average number offenses/incident	1.12	Embezzlement	0	0	0	0
		Extortion/Blackmail	0	0	0	0
		Fraud - Computer Hacking/Invasion	0	0	0	0
		Fraud - Credit Card/ATM	2	0	0	0
		Fraud - False Pretenses	1	0	0	0
		Fraud - Identity Theft	0	0	0	0
		Fraud - Impersonation	0	0	0	0
		Fraud - Welfare	0	0	0	0
		Fraud - Wire	0	0	0	0
		Motor Vehicle Theft	27	8	6	2
		Robbery	3	0	0	0
		Stolen Property Offenses	0	0	0	0
		Theft - Pocket-picking	1	0	0	0
		Theft - Purse Snatching	0	0	0	0
		Theft - Shoplifting	4	2	2	0
		Theft From Building	26	2	2	0
		Theft From Coin Machine	0	0	0	0
		Theft From Motor Vehicle	97	0	0	0
		Theft of Motor Vehicle Parts	8	0	0	0
		Theft - All Other Larceny	110	11	10	1
		<b>Crimes Against Society</b>				
		Animal Cruelty	1	0	0	0
		Drug/Narcotic Violations	65	56	61	6
		Drug/Narcotic Equipment Violations	29	23	19	1
		Gambling - Betting/Wagering	0	0	0	0
		Gambling - Operating/Promoting	0	0	0	0
		Gambling - Equipment Violations	0	0	0	0
		Gambling - Sports Tampering	0	0	0	0
		Pornography/Obscene Material	0	0	0	0
		Prostitution	0	0	0	0
		Prostitution Assisting/Promoting	0	0	0	0
		Purchasing Prostitution	0	0	0	0
		Weapon Law Violations	4	3	3	0
		<b>Total Group A Offenses</b>	<b>717</b>	<b>241</b>	<b>201</b>	<b>15</b>

Domestic Violence Victims		
Offense	Reported	Cleared
Murder	0	0
Aggravated Assault	20	16
Simple Assault	86	72
Intimidation	3	0
Stalking	0	0
Forcible Rape	5	0
Forcible Sodomy	0	0
Sexual Assault W/Object	0	0
Forcible Fondling	1	1
Incest	0	0
Statutory Rape	0	0
Kidnapping/Abduction	0	0
<b>Total</b>	<b>115</b>	<b>89</b>

TIBRS Group B Arrests		
Offense	Adult	Juvenile
Bad Checks	0	0
Curfew/Vagrancy	0	0
Disorderly Conduct	2	2
DUI	12	0
Drunkenness	6	0
Family-Non Violent	1	0
Liquor Law Violations	0	2
Peeping Tom	0	0
Trespass	6	0
All Other Offenses	765	46
<b>Total Group B</b>	<b>792</b>	<b>50</b>



## Fayette County Sheriff's Office - 2016

2015 Population Estimate	N/A	TIBRS Group A Offenses	Offenses		Arrests	
			Reported	Cleared	Adult	Juvenile
<b>Offense Overview</b>		<b>Crimes Against Persons</b>				
Offense Total	829	Murder	1	1	1	0
Number Cleared	207	Negligent Manslaughter	0	0	0	0
Percent Cleared	24.97 %	Negligent Vehicular Manslaughter	0	0	0	0
Group A Crimes per 100,000 population	N/A	Kidnapping/Abduction	1	1	1	0
		Forcible Rape	1	0	0	0
		Forcible Sodomy	0	0	0	0
		Sexual Assault W/Object	0	0	0	0
		Forcible Fondling	2	0	0	0
		Incest	0	0	0	0
		Statutory Rape	0	0	0	0
		Aggravated Assault	51	26	23	0
		Simple Assault	142	84	74	0
		Intimidation	31	0	0	0
		Stalking	3	2	2	0
		Commercial Sex Acts	0	0	0	0
		Involuntary Servitude	0	0	0	0
		<b>Crimes Against Property</b>				
		Arson	0	0	0	0
		Bribery	0	0	0	0
		Burglary	116	8	10	0
		Counterfeiting/Forgery	3	0	0	0
		Destruction/Damage/Vandalism	118	13	6	0
		Embezzlement	0	0	0	0
		Extortion/Blackmail	1	0	0	0
		Fraud - Computer Hacking/Invasion	0	0	0	0
		Fraud - Credit Card/ATM	4	0	0	0
		Fraud - False Pretenses	7	0	0	0
		Fraud - Identity Theft	0	0	0	0
		Fraud - Impersonation	23	1	0	1
		Fraud - Welfare	1	0	0	0
		Fraud - Wire	2	0	0	0
		Motor Vehicle Theft	46	6	2	1
		Robbery	7	1	0	1
		Stolen Property Offenses	0	0	0	0
		Theft - Pocket-picking	0	0	0	0
		Theft - Purse Snatching	0	0	0	0
		Theft - Shoplifting	0	0	0	0
		Theft From Building	77	10	7	1
		Theft From Coin Machine	0	0	0	0
		Theft From Motor Vehicle	38	1	1	0
		Theft of Motor Vehicle Parts	2	0	0	0
		Theft - All Other Larceny	80	2	2	0
		<b>Crimes Against Society</b>				
		Animal Cruelty	1	1	1	0
		Drug/Narcotic Violations	51	35	37	2
		Drug/Narcotic Equipment Violations	14	10	3	0
		Gambling - Betting/Wagering	0	0	0	0
		Gambling - Operating/Promoting	0	0	0	0
		Gambling - Equipment Violations	0	0	0	0
		Gambling - Sports Tampering	0	0	0	0
		Pornography/Obscene Material	0	0	0	0
		Prostitution	0	0	0	0
		Prostitution Assisting/Promoting	0	0	0	0
		Purchasing Prostitution	0	0	0	0
		Weapon Law Violations	6	5	4	0
		<b>Total Group A Offenses</b>	<b>829</b>	<b>207</b>	<b>174</b>	<b>6</b>

Domestic Violence Victims		
Offense	Reported	Cleared
Murder	0	0
Aggravated Assault	26	19
Simple Assault	66	45
Intimidation	9	0
Stalking	1	1
Forcible Rape	0	0
Forcible Sodomy	0	0
Sexual Assault W/Object	0	0
Forcible Fondling	1	0
Incest	0	0
Statutory Rape	0	0
Kidnapping/Abduction	1	1
<b>Total</b>	<b>104</b>	<b>66</b>

TIBRS Group B Arrests		
Offense	Adult	Juvenile
Bad Checks	9	0
Curfew/Vagrancy	0	0
Disorderly Conduct	8	0
DUI	10	0
Drunkenness	4	0
Family-Non Violent	0	0
Liquor Law Violations	0	0
Peeping Tom	0	0
Trespass	5	0
All Other Offenses	522	0
<b>Total Group B</b>	<b>558</b>	<b>0</b>



## Fentress County Sheriff's Office - 2016

			Offenses		Arrests	
			Reported	Cleared	Adult	Juvenile
<b>2015 Population Estimate</b>	N/A	<b>TIBRS Group A Offenses</b>				
<b>Offense Overview</b>		<b>Crimes Against Persons</b>				
Offense Total	549	Murder	0	0	0	0
Number Cleared	317	Negligent Manslaughter	0	0	0	0
Percent Cleared	57.74 %	Negligent Vehicular Manslaughter	0	0	0	0
Group A Crimes per 100,000 population	N/A	Kidnapping/Abduction	1	1	1	0
		Forcible Rape	4	2	1	0
		Forcible Sodomy	1	0	0	0
		Sexual Assault W/Object	0	0	0	0
		Forcible Fondling	0	0	0	0
		Incest	0	0	0	0
		Statutory Rape	2	1	1	0
		Aggravated Assault	15	14	11	0
		Simple Assault	70	62	52	0
		Intimidation	1	1	1	0
		Stalking	0	0	0	0
		Commercial Sex Acts	0	0	0	0
		Involuntary Servitude	0	0	0	0
		<b>Crimes Against Property</b>				
		Arson	0	0	0	0
		Bribery	0	0	0	0
		Burglary	24	3	4	0
		Counterfeiting/Forgery	9	3	4	0
		Destruction/Damage/Vandalism	40	5	3	8
		Embezzlement	2	1	0	0
		Extortion/Blackmail	0	0	0	0
		Fraud - Computer Hacking/Invasion	0	0	0	0
		Fraud - Credit Card/ATM	1	0	0	0
		Fraud - False Pretenses	1	0	0	0
		Fraud - Identity Theft	2	1	0	0
		Fraud - Impersonation	4	2	2	0
		Fraud - Welfare	0	0	0	0
		Fraud - Wire	0	0	0	0
		Motor Vehicle Theft	21	7	6	0
		Robbery	0	0	0	0
		Stolen Property Offenses	0	0	0	0
		Theft - Pocket-picking	0	0	0	0
		Theft - Purse Snatching	0	0	0	0
		Theft - Shoplifting	2	2	2	0
		Theft From Building	32	15	13	0
		Theft From Coin Machine	0	0	0	0
		Theft From Motor Vehicle	13	3	0	0
		Theft of Motor Vehicle Parts	1	0	0	0
		Theft - All Other Larceny	127	22	15	2
		<b>Crimes Against Society</b>				
		Animal Cruelty	0	0	0	0
		Drug/Narcotic Violations	123	121	138	0
		Drug/Narcotic Equipment Violations	50	48	20	0
		Gambling - Betting/Wagering	0	0	0	0
		Gambling - Operating/Promoting	0	0	0	0
		Gambling - Equipment Violations	0	0	0	0
		Gambling - Sports Tampering	0	0	0	0
		Pornography/Obscene Material	0	0	0	0
		Prostitution	0	0	0	0
		Prostitution Assisting/Promoting	0	0	0	0
		Purchasing Prostitution	0	0	0	0
		Weapon Law Violations	3	3	2	0
		<b>Total Group A Offenses</b>	<b>549</b>	<b>317</b>	<b>276</b>	<b>10</b>

<b>Domestic Violence Victims</b>			
Offense	Reported	Cleared	
Murder	0	0	
Aggravated Assault	11	10	
Simple Assault	39	35	
Intimidation	0	0	
Stalking	0	0	
Forcible Rape	1	0	
Forcible Sodomy	1	0	
Sexual Assault W/Object	0	0	
Forcible Fondling	0	0	
Incest	0	0	
Statutory Rape	0	0	
Kidnapping/Abduction	1	1	
<b>Total</b>	<b>53</b>	<b>46</b>	

<b>TIBRS Group B Arrests</b>			
Offense	Adult	Juvenile	
Bad Checks	1	0	
Curfew/Vagrancy	0	0	
Disorderly Conduct	5	1	
DUI	30	0	
Drunkenness	7	0	
Family-Non Violent	8	0	
Liquor Law Violations	0	0	
Peeping Tom	0	0	
Trespass	3	0	
All Other Offenses	128	4	
<b>Total Group B</b>	<b>182</b>	<b>5</b>	



## Franklin County Sheriff's Office - 2016

2015 Population Estimate	N/A	TIBRS Group A Offenses	Offenses		Arrests	
			Reported	Cleared	Adult	Juvenile
<b>Offense Overview</b>		<b>Crimes Against Persons</b>				
Offense Total	682	Murder	0	0	0	0
Number Cleared	136	Negligent Manslaughter	0	0	0	0
Percent Cleared	19.94 %	Negligent Vehicular Manslaughter	0	0	0	0
Group A Crimes per 100,000 population	N/A	Kidnapping/Abduction	0	0	0	0
		Forcible Rape	2	1	1	0
		Forcible Sodomy	0	0	0	0
		Sexual Assault W/Object	0	0	0	0
		Forcible Fondling	1	0	0	0
		Incest	0	0	0	0
		Statutory Rape	0	0	0	0
		Aggravated Assault	48	28	20	1
		Simple Assault	140	56	36	14
		Intimidation	95	2	2	0
		Stalking	5	0	0	0
		Commercial Sex Acts	0	0	0	0
		Involuntary Servitude	0	0	0	0
		<b>Crimes Against Property</b>				
		Arson	3	0	0	0
		Bribery	0	0	0	0
		Burglary	37	2	3	0
		Counterfeiting/Forgery	4	0	0	0
		Destruction/Damage/Vandalism	110	8	5	2
		Embezzlement	4	1	1	0
		Extortion/Blackmail	0	0	0	0
		Fraud - Computer Hacking/Invasion	0	0	0	0
		Fraud - Credit Card/ATM	13	2	0	0
		Fraud - False Pretenses	29	1	0	0
		Fraud - Identity Theft	0	0	0	0
		Fraud - Impersonation	5	0	0	0
		Fraud - Welfare	0	0	0	0
		Fraud - Wire	0	0	0	0
		Motor Vehicle Theft	18	1	0	2
		Robbery	1	0	0	0
		Stolen Property Offenses	5	1	1	0
		Theft - Pocket-picking	0	0	0	0
		Theft - Purse Snatching	0	0	0	0
		Theft - Shoplifting	1	1	2	0
		Theft From Building	39	0	0	0
		Theft From Coin Machine	1	0	0	0
		Theft From Motor Vehicle	29	0	0	0
		Theft of Motor Vehicle Parts	5	0	0	0
		Theft - All Other Larceny	34	1	0	0
		<b>Crimes Against Society</b>				
		Animal Cruelty	0	0	0	0
		Drug/Narcotic Violations	30	21	21	2
		Drug/Narcotic Equipment Violations	20	9	2	1
		Gambling - Betting/Wagering	0	0	0	0
		Gambling - Operating/Promoting	0	0	0	0
		Gambling - Equipment Violations	0	0	0	0
		Gambling - Sports Tampering	0	0	0	0
		Pornography/Obscene Material	1	1	0	0
		Prostitution	0	0	0	0
		Prostitution Assisting/Promoting	0	0	0	0
		Purchasing Prostitution	0	0	0	0
		Weapon Law Violations	2	0	0	0
		<b>Total Group A Offenses</b>	<b>682</b>	<b>136</b>	<b>94</b>	<b>22</b>

Domestic Violence Victims		
Offense	Reported	Cleared
Murder	0	0
Aggravated Assault	20	13
Simple Assault	69	33
Intimidation	11	0
Stalking	1	0
Forcible Rape	1	1
Forcible Sodomy	0	0
Sexual Assault W/Object	0	0
Forcible Fondling	1	0
Incest	0	0
Statutory Rape	0	0
Kidnapping/Abduction	0	0
<b>Total</b>	<b>103</b>	<b>47</b>

TIBRS Group B Arrests		
Offense	Adult	Juvenile
Bad Checks	0	0
Curfew/Vagrancy	0	0
Disorderly Conduct	14	0
DUI	24	0
Drunkenness	8	1
Family-Non Violent	1	0
Liquor Law Violations	0	1
Peeping Tom	0	0
Trespass	3	0
All Other Offenses	1,443	7
<b>Total Group B</b>	<b>1,493</b>	<b>9</b>



## Gibson County Sheriff's Office - 2016

2015 Population Estimate	N/A	TIBRS Group A Offenses	Offenses		Arrests	
			Reported	Cleared	Adult	Juvenile
<b>Offense Overview</b>		<b>Crimes Against Persons</b>				
Offense Total	764	Murder	0	0	0	0
Number Cleared	370	Negligent Manslaughter	0	0	0	0
Percent Cleared	48.43 %	Negligent Vehicular Manslaughter	0	0	0	0
Group A Crimes per 100,000 population	N/A	Kidnapping/Abduction	1	1	0	0
		Forcible Rape	1	0	0	0
		Forcible Sodomy	0	0	0	0
		Sexual Assault W/Object	2	1	1	0
		Forcible Fondling	4	3	2	0
		Incest	0	0	0	0
		Statutory Rape	2	1	1	0
		Aggravated Assault	55	38	34	1
		Simple Assault	129	77	66	1
		Intimidation	23	3	1	0
		Stalking	4	2	2	0
		Commercial Sex Acts	0	0	0	0
		Involuntary Servitude	0	0	0	0
		<b>Crimes Against Property</b>				
		Arson	2	0	0	0
		Bribery	0	0	0	0
		Burglary	59	5	4	0
		Counterfeiting/Forgery	0	0	0	0
		Destruction/Damage/Vandalism	52	13	5	0
		Embezzlement	0	0	0	0
		Extortion/Blackmail	1	0	0	0
		Fraud - Computer Hacking/Invasion	1	1	0	1
		Fraud - Credit Card/ATM	2	0	0	0
		Fraud - False Pretenses	1	0	0	0
		Fraud - Identity Theft	2	0	0	0
		Fraud - Impersonation	7	2	0	0
		Fraud - Welfare	0	0	0	0
		Fraud - Wire	2	0	0	0
		Motor Vehicle Theft	27	5	5	0
		Robbery	2	1	2	0
		Stolen Property Offenses	2	1	1	0
		Theft - Pocket-picking	0	0	0	0
		Theft - Purse Snatching	0	0	0	0
		Theft - Shoplifting	1	0	0	0
		Theft From Building	59	2	0	1
		Theft From Coin Machine	0	0	0	0
		Theft From Motor Vehicle	30	1	1	0
		Theft of Motor Vehicle Parts	10	2	0	0
		Theft - All Other Larceny	71	12	9	1
		<b>Crimes Against Society</b>				
		Animal Cruelty	1	1	1	0
		Drug/Narcotic Violations	122	116	123	0
		Drug/Narcotic Equipment Violations	66	60	19	0
		Gambling - Betting/Wagering	0	0	0	0
		Gambling - Operating/Promoting	0	0	0	0
		Gambling - Equipment Violations	0	0	0	0
		Gambling - Sports Tampering	0	0	0	0
		Pornography/Obscene Material	0	0	0	0
		Prostitution	0	0	0	0
		Prostitution Assisting/Promoting	0	0	0	0
		Purchasing Prostitution	0	0	0	0
		Weapon Law Violations	23	22	11	1
		<b>Total Group A Offenses</b>	<b>764</b>	<b>370</b>	<b>288</b>	<b>6</b>

Domestic Violence Victims		
Offense	Reported	Cleared
Murder	0	0
Aggravated Assault	31	24
Simple Assault	94	60
Intimidation	11	1
Stalking	0	0
Forcible Rape	0	0
Forcible Sodomy	0	0
Sexual Assault W/Object	1	1
Forcible Fondling	1	1
Incest	0	0
Statutory Rape	0	0
Kidnapping/Abduction	1	1
<b>Total</b>	<b>139</b>	<b>88</b>

TIBRS Group B Arrests		
Offense	Adult	Juvenile
Bad Checks	0	0
Curfew/Vagrancy	0	0
Disorderly Conduct	7	0
DUI	34	0
Drunkenness	14	0
Family-Non Violent	4	0
Liquor Law Violations	2	0
Peeping Tom	0	0
Trespass	4	0
All Other Offenses	154	4
<b>Total Group B</b>	<b>219</b>	<b>4</b>



## Giles County Sheriff's Office - 2016

2015 Population Estimate	N/A	TIBRS Group A Offenses	Offenses		Arrests	
			Reported	Cleared	Adult	Juvenile
<b>Offense Overview</b>		<b>Crimes Against Persons</b>				
Offense Total	654	Murder	0	0	0	0
Number Cleared	244	Negligent Manslaughter	0	0	0	0
Percent Cleared	37.31 %	Negligent Vehicular Manslaughter	0	0	0	0
Group A Crimes per 100,000 population	N/A	Kidnapping/Abduction	1	1	1	0
		Forcible Rape	6	5	1	0
		Forcible Sodomy	0	0	0	0
		Sexual Assault W/Object	0	0	0	0
		Forcible Fondling	5	0	0	0
		Incest	0	0	0	0
		Statutory Rape	1	1	1	0
		Aggravated Assault	37	23	15	1
		Simple Assault	139	74	55	4
		Intimidation	1	1	1	0
		Stalking	2	0	0	0
		Commercial Sex Acts	0	0	0	0
		Involuntary Servitude	0	0	0	0
		<b>Crimes Against Property</b>				
		Arson	2	0	0	0
		Bribery	0	0	0	0
		Burglary	72	11	9	0
		Counterfeiting/Forgery	8	4	2	0
		Destruction/Damage/Vandalism	82	16	8	6
		Embezzlement	0	0	0	0
		Extortion/Blackmail	0	0	0	0
		Fraud - Computer Hacking/Invasion	0	0	0	0
		Fraud - Credit Card/ATM	7	0	0	0
		Fraud - False Pretenses	5	0	0	0
		Fraud - Identity Theft	3	0	0	0
		Fraud - Impersonation	0	0	0	0
		Fraud - Welfare	0	0	0	0
		Fraud - Wire	0	0	0	0
		Motor Vehicle Theft	28	14	7	0
		Robbery	3	2	2	0
		Stolen Property Offenses	0	0	0	0
		Theft - Pocket-picking	0	0	0	0
		Theft - Purse Snatching	0	0	0	0
		Theft - Shoplifting	2	2	3	0
		Theft From Building	78	11	6	0
		Theft From Coin Machine	0	0	0	0
		Theft From Motor Vehicle	10	0	0	0
		Theft of Motor Vehicle Parts	1	0	0	0
		Theft - All Other Larceny	31	3	3	0
		<b>Crimes Against Society</b>				
		Animal Cruelty	1	0	0	0
		Drug/Narcotic Violations	87	43	41	3
		Drug/Narcotic Equipment Violations	35	28	14	1
		Gambling - Betting/Wagering	0	0	0	0
		Gambling - Operating/Promoting	0	0	0	0
		Gambling - Equipment Violations	0	0	0	0
		Gambling - Sports Tampering	0	0	0	0
		Pornography/Obscene Material	1	0	0	0
		Prostitution	0	0	0	0
		Prostitution Assisting/Promoting	0	0	0	0
		Purchasing Prostitution	0	0	0	0
		Weapon Law Violations	6	5	2	1
		<b>Total Group A Offenses</b>	<b>654</b>	<b>244</b>	<b>171</b>	<b>16</b>

Domestic Violence Victims		
Offense	Reported	Cleared
Murder	0	0
Aggravated Assault	28	19
Simple Assault	71	42
Intimidation	0	0
Stalking	1	0
Forcible Rape	2	1
Forcible Sodomy	0	0
Sexual Assault W/Object	0	0
Forcible Fondling	5	0
Incest	0	0
Statutory Rape	0	0
Kidnapping/Abduction	0	0
<b>Total</b>	<b>107</b>	<b>62</b>

TIBRS Group B Arrests		
Offense	Adult	Juvenile
Bad Checks	1	0
Curfew/Vagrancy	0	0
Disorderly Conduct	1	0
DUI	12	0
Drunkenness	1	0
Family-Non Violent	0	0
Liquor Law Violations	0	0
Peeping Tom	0	0
Trespass	2	0
All Other Offenses	759	2
<b>Total Group B</b>	<b>776</b>	<b>2</b>



## Grainger County Sheriff's Office - 2016

2015 Population Estimate	N/A	TIBRS Group A Offenses	Offenses		Arrests	
			Reported	Cleared	Adult	Juvenile
<b>Offense Overview</b>		<b>Crimes Against Persons</b>				
Offense Total	609	Murder	0	0	0	0
Number Cleared	383	Negligent Manslaughter	0	0	0	0
Percent Cleared	62.89 %	Negligent Vehicular Manslaughter	0	0	0	0
Group A Crimes per 100,000 population	N/A	Kidnapping/Abduction	1	1	2	0
		Forcible Rape	1	1	2	0
		Forcible Sodomy	2	2	0	0
		Sexual Assault W/Object	1	0	0	0
		Forcible Fondling	7	4	1	0
		Incest	0	0	1	0
		Statutory Rape	1	1	1	0
		Aggravated Assault	38	30	26	0
		Simple Assault	114	107	81	10
		Intimidation	16	12	5	0
		Stalking	1	1	1	0
		Commercial Sex Acts	0	0	0	0
		Involuntary Servitude	0	0	0	0
		<b>Crimes Against Property</b>				
		Arson	3	0	0	0
		Bribery	0	0	0	0
		Burglary	76	22	22	0
		Counterfeiting/Forgery	4	2	1	0
		Destruction/Damage/Vandalism	61	18	5	0
		Embezzlement	1	1	0	0
		Extortion/Blackmail	0	0	0	0
		Fraud - Computer Hacking/Invasion	0	0	0	0
		Fraud - Credit Card/ATM	2	0	0	0
		Fraud - False Pretenses	1	1	0	0
		Fraud - Identity Theft	0	0	0	0
		Fraud - Impersonation	6	5	6	0
		Fraud - Welfare	1	1	0	0
		Fraud - Wire	0	0	0	0
		Motor Vehicle Theft	18	8	4	0
		Robbery	0	0	0	0
		Stolen Property Offenses	4	3	1	0
		Theft - Pocket-picking	0	0	0	0
		Theft - Purse Snatching	0	0	0	0
		Theft - Shoplifting	10	6	4	0
		Theft From Building	18	3	2	0
		Theft From Coin Machine	0	0	0	0
		Theft From Motor Vehicle	14	2	0	0
		Theft of Motor Vehicle Parts	4	0	1	0
		Theft - All Other Larceny	80	29	27	0
		<b>Crimes Against Society</b>				
		Animal Cruelty	0	0	0	0
		Drug/Narcotic Violations	69	69	72	6
		Drug/Narcotic Equipment Violations	46	46	23	0
		Gambling - Betting/Wagering	0	0	0	0
		Gambling - Operating/Promoting	0	0	0	0
		Gambling - Equipment Violations	0	0	0	0
		Gambling - Sports Tampering	0	0	0	0
		Pornography/Obscene Material	1	0	0	0
		Prostitution	0	0	0	0
		Prostitution Assisting/Promoting	1	1	0	0
		Purchasing Prostitution	0	0	0	0
		Weapon Law Violations	7	7	2	1
		<b>Total Group A Offenses</b>	<b>609</b>	<b>383</b>	<b>290</b>	<b>17</b>

Domestic Violence Victims		
Offense	Reported	Cleared
Murder	0	0
Aggravated Assault	18	16
Simple Assault	78	76
Intimidation	5	4
Stalking	1	1
Forcible Rape	0	0
Forcible Sodomy	2	2
Sexual Assault W/Object	0	0
Forcible Fondling	3	3
Incest	0	0
Statutory Rape	0	0
Kidnapping/Abduction	1	1
<b>Total</b>	<b>108</b>	<b>103</b>

TIBRS Group B Arrests		
Offense	Adult	Juvenile
Bad Checks	18	0
Curfew/Vagrancy	0	0
Disorderly Conduct	5	0
DUI	25	1
Drunkenness	40	0
Family-Non Violent	3	0
Liquor Law Violations	6	0
Peeping Tom	0	0
Trespass	6	0
All Other Offenses	856	19
<b>Total Group B</b>	<b>959</b>	<b>20</b>





## Greene County Sheriff's Office - 2016

2015 Population Estimate	N/A	TIBRS Group A Offenses	Offenses		Arrests	
			Reported	Cleared	Adult	Juvenile
<b>Offense Overview</b>		<b>Crimes Against Persons</b>				
Offense Total	2,581	Murder	1	0	0	0
Number Cleared	1,075	Negligent Manslaughter	0	0	0	0
Percent Cleared	41.65 %	Negligent Vehicular Manslaughter	0	0	0	0
Group A Crimes per 100,000 population	N/A	Kidnapping/Abduction	6	5	3	0
		Forcible Rape	5	2	1	0
		Forcible Sodomy	0	0	0	0
		Sexual Assault W/Object	0	0	0	0
		Forcible Fondling	22	4	2	0
		Incest	0	0	0	0
		Statutory Rape	0	0	0	0
		Aggravated Assault	134	91	67	3
		Simple Assault	338	211	157	10
		Intimidation	162	68	45	0
		Stalking	2	0	0	0
		Commercial Sex Acts	0	0	0	0
		Involuntary Servitude	0	0	0	0
		<b>Crimes Against Property</b>				
		Arson	11	3	2	0
		Bribery	0	0	0	0
		Burglary	294	63	50	0
		Counterfeiting/Forgery	19	11	4	0
		Destruction/Damage/Vandalism	305	42	13	1
		Embezzlement	5	4	5	0
		Extortion/Blackmail	1	0	0	0
		Fraud - Computer Hacking/Invasion	0	0	0	0
		Fraud - Credit Card/ATM	34	20	1	0
		Fraud - False Pretenses	94	18	4	0
		Fraud - Identity Theft	0	0	0	0
		Fraud - Impersonation	15	3	2	0
		Fraud - Welfare	0	0	0	0
		Fraud - Wire	1	0	0	0
		Motor Vehicle Theft	155	61	46	2
		Robbery	15	6	2	0
		Stolen Property Offenses	3	3	2	0
		Theft - Pocket-picking	0	0	0	0
		Theft - Purse Snatching	0	0	0	0
		Theft - Shoplifting	37	15	13	0
		Theft From Building	197	44	23	1
		Theft From Coin Machine	2	2	1	0
		Theft From Motor Vehicle	75	6	3	0
		Theft of Motor Vehicle Parts	63	3	1	0
		Theft - All Other Larceny	193	24	18	1
		<b>Crimes Against Society</b>				
		Animal Cruelty	2	1	3	0
		Drug/Narcotic Violations	153	145	163	4
		Drug/Narcotic Equipment Violations	206	196	61	0
		Gambling - Betting/Wagering	0	0	0	0
		Gambling - Operating/Promoting	1	1	1	0
		Gambling - Equipment Violations	1	1	0	0
		Gambling - Sports Tampering	0	0	0	0
		Pornography/Obscene Material	3	1	0	0
		Prostitution	0	0	0	0
		Prostitution Assisting/Promoting	0	0	0	0
		Purchasing Prostitution	0	0	0	0
		Weapon Law Violations	26	21	8	0
		<b>Total Group A Offenses</b>	<b>2,581</b>	<b>1,075</b>	<b>701</b>	<b>22</b>

Domestic Violence Victims		
Offense	Reported	Cleared
Murder	0	0
Aggravated Assault	70	59
Simple Assault	230	162
Intimidation	70	39
Stalking	0	0
Forcible Rape	3	2
Forcible Sodomy	0	0
Sexual Assault W/Object	0	0
Forcible Fondling	8	1
Incest	0	0
Statutory Rape	0	0
Kidnapping/Abduction	4	4
<b>Total</b>	<b>385</b>	<b>267</b>

TIBRS Group B Arrests		
Offense	Adult	Juvenile
Bad Checks	6	0
Curfew/Vagrancy	0	0
Disorderly Conduct	19	4
DUI	81	0
Drunkenness	39	2
Family-Non Violent	56	0
Liquor Law Violations	2	1
Peeping Tom	0	0
Trespass	7	0
All Other Offenses	611	2
<b>Total Group B</b>	<b>821</b>	<b>9</b>



## Grundy County Sheriff's Office - 2016

2015 Population Estimate	N/A	TIBRS Group A Offenses	Offenses		Arrests	
			Reported	Cleared	Adult	Juvenile
<b>Offense Overview</b>		<b>Crimes Against Persons</b>				
Offense Total	682	Murder	0	0	0	0
Number Cleared	335	Negligent Manslaughter	0	0	0	0
Percent Cleared	49.12 %	Negligent Vehicular Manslaughter	0	0	0	0
Group A Crimes per 100,000 population	N/A	Kidnapping/Abduction	3	2	0	0
		Forcible Rape	4	1	1	0
		Forcible Sodomy	0	0	0	0
		Sexual Assault W/Object	0	0	0	0
		Forcible Fondling	1	0	0	0
		Incest	0	0	0	0
		Statutory Rape	1	0	0	0
		Aggravated Assault	50	28	25	0
		Simple Assault	142	87	59	15
		Intimidation	28	4	2	0
		Stalking	0	0	0	0
		Commercial Sex Acts	0	0	0	0
		Involuntary Servitude	0	0	0	0
		<b>Crimes Against Property</b>				
		Arson	3	1	0	0
		Bribery	0	0	0	0
		Burglary	92	13	15	0
		Counterfeiting/Forgery	14	3	0	0
		Destruction/Damage/Vandalism	33	5	1	0
		Embezzlement	0	0	0	0
		Extortion/Blackmail	0	0	0	0
		Fraud - Computer Hacking/Invasion	0	0	0	0
		Fraud - Credit Card/ATM	1	0	0	0
		Fraud - False Pretenses	3	0	0	0
		Fraud - Identity Theft	0	0	0	0
		Fraud - Impersonation	5	0	0	0
		Fraud - Welfare	0	0	0	0
		Fraud - Wire	0	0	0	0
		Motor Vehicle Theft	28	2	2	0
		Robbery	0	0	0	0
		Stolen Property Offenses	1	1	1	0
		Theft - Pocket-picking	2	0	0	0
		Theft - Purse Snatching	0	0	0	0
		Theft - Shoplifting	5	2	2	0
		Theft From Building	30	5	3	1
		Theft From Coin Machine	0	0	0	0
		Theft From Motor Vehicle	23	5	5	0
		Theft of Motor Vehicle Parts	0	0	0	0
		Theft - All Other Larceny	14	2	3	0
		<b>Crimes Against Society</b>				
		Animal Cruelty	0	0	0	0
		Drug/Narcotic Violations	116	98	104	1
		Drug/Narcotic Equipment Violations	68	63	20	1
		Gambling - Betting/Wagering	0	0	0	0
		Gambling - Operating/Promoting	0	0	0	0
		Gambling - Equipment Violations	0	0	0	0
		Gambling - Sports Tampering	0	0	0	0
		Pornography/Obscene Material	0	0	0	0
		Prostitution	0	0	0	0
		Prostitution Assisting/Promoting	0	0	0	0
		Purchasing Prostitution	0	0	0	0
		Weapon Law Violations	15	13	7	0
		<b>Total Group A Offenses</b>	<b>682</b>	<b>335</b>	<b>250</b>	<b>18</b>

Domestic Violence Victims		
Offense	Reported	Cleared
Murder	0	0
Aggravated Assault	29	19
Simple Assault	90	59
Intimidation	5	0
Stalking	0	0
Forcible Rape	4	1
Forcible Sodomy	0	0
Sexual Assault W/Object	0	0
Forcible Fondling	0	0
Incest	0	0
Statutory Rape	0	0
Kidnapping/Abduction	0	0
<b>Total</b>	<b>128</b>	<b>79</b>

TIBRS Group B Arrests		
Offense	Adult	Juvenile
Bad Checks	0	0
Curfew/Vagrancy	0	0
Disorderly Conduct	17	4
DUI	107	3
Drunkenness	34	0
Family-Non Violent	0	0
Liquor Law Violations	1	2
Peeping Tom	0	0
Trespass	4	0
All Other Offenses	309	20
<b>Total Group B</b>	<b>472</b>	<b>29</b>



# Hamblen County Sheriff's Office - 2016

2015 Population Estimate	N/A	TIBRS Group A Offenses	Offenses		Arrests	
			Reported	Cleared	Adult	Juvenile
<b>Offense Overview</b>		<b>Crimes Against Persons</b>				
Offense Total	1,275	Murder	0	0	0	0
Number Cleared	675	Negligent Manslaughter	0	0	0	0
Percent Cleared	52.94 %	Negligent Vehicular Manslaughter	0	0	0	0
Group A Crimes per 100,000 population	N/A	Kidnapping/Abduction	1	1	0	0
		Forcible Rape	3	3	0	0
		Forcible Sodomy	3	1	1	0
		Sexual Assault W/Object	1	1	0	0
		Forcible Fondling	9	5	2	1
		Incest	0	0	0	0
		Statutory Rape	4	3	1	0
		Aggravated Assault	99	82	65	2
		Simple Assault	189	144	123	15
		Intimidation	47	21	11	0
		Stalking	1	1	1	0
		Commercial Sex Acts	0	0	0	0
		Involuntary Servitude	0	0	0	0
		<b>Crimes Against Property</b>				
		Arson	5	2	2	0
		Bribery	0	0	0	0
		Burglary	152	56	26	1
		Counterfeiting/Forgery	6	5	0	0
		Destruction/Damage/Vandalism	111	58	13	4
		Embezzlement	8	4	3	0
		Extortion/Blackmail	2	0	0	0
		Fraud - Computer Hacking/Invasion	1	0	0	0
		Fraud - Credit Card/ATM	28	9	2	0
		Fraud - False Pretenses	24	5	1	0
		Fraud - Identity Theft	16	3	0	0
		Fraud - Impersonation	18	3	1	0
		Fraud - Welfare	0	0	0	0
		Fraud - Wire	1	0	0	0
		Motor Vehicle Theft	76	25	11	0
		Robbery	5	2	2	0
		Stolen Property Offenses	2	2	2	0
		Theft - Pocket-picking	0	0	0	0
		Theft - Purse Snatching	0	0	0	0
		Theft - Shoplifting	3	2	2	0
		Theft From Building	117	39	19	1
		Theft From Coin Machine	1	0	0	0
		Theft From Motor Vehicle	42	4	2	0
		Theft of Motor Vehicle Parts	36	2	1	0
		Theft - All Other Larceny	72	14	11	0
		<b>Crimes Against Society</b>				
		Animal Cruelty	3	3	3	0
		Drug/Narcotic Violations	84	83	92	0
		Drug/Narcotic Equipment Violations	54	54	14	0
		Gambling - Betting/Wagering	0	0	0	0
		Gambling - Operating/Promoting	0	0	0	0
		Gambling - Equipment Violations	0	0	0	0
		Gambling - Sports Tampering	0	0	0	0
		Pornography/Obscene Material	7	4	3	0
		Prostitution	0	0	0	0
		Prostitution Assisting/Promoting	0	0	0	0
		Purchasing Prostitution	0	0	0	0
		Weapon Law Violations	44	34	6	0
		<b>Total Group A Offenses</b>	<b>1,275</b>	<b>675</b>	<b>420</b>	<b>24</b>

Domestic Violence Victims		
Offense	Reported	Cleared
Murder	0	0
Aggravated Assault	51	49
Simple Assault	129	98
Intimidation	14	2
Stalking	0	0
Forcible Rape	1	1
Forcible Sodomy	0	0
Sexual Assault W/Object	0	0
Forcible Fondling	5	3
Incest	0	0
Statutory Rape	0	0
Kidnapping/Abduction	0	0
<b>Total</b>	<b>200</b>	<b>153</b>

TIBRS Group B Arrests		
Offense	Adult	Juvenile
Bad Checks	12	0
Curfew/Vagrancy	0	0
Disorderly Conduct	9	1
DUI	27	0
Drunkenness	21	0
Family-Non Violent	121	0
Liquor Law Violations	2	0
Peeping Tom	0	0
Trespass	5	1
All Other Offenses	1,302	2
<b>Total Group B</b>	<b>1,499</b>	<b>4</b>



# Hamilton County Sheriff's Office - 2016

2015 Population Estimate	N/A	TIBRS Group A Offenses	Offenses		Arrests	
			Reported	Cleared	Adult	Juvenile
<b>Offense Overview</b>		<b>Crimes Against Persons</b>				
Offense Total	4,846	Murder	2	2	1	0
Number Cleared	2,097	Negligent Manslaughter	2	2	1	0
Percent Cleared	43.27 %	Negligent Vehicular Manslaughter	0	0	0	0
Group A Crimes per 100,000 population	N/A	Kidnapping/Abduction	21	14	15	0
		Forcible Rape	31	1	0	0
		Forcible Sodomy	3	0	0	0
		Sexual Assault W/Object	3	0	0	0
		Forcible Fondling	41	19	4	3
		Incest	0	0	0	0
		Statutory Rape	1	0	0	0
		Aggravated Assault	219	145	102	7
		Simple Assault	720	400	203	52
		Intimidation	81	37	2	5
		Stalking	9	6	5	0
		Commercial Sex Acts	1	0	0	0
		Involuntary Servitude	0	0	0	0
		<b>Crimes Against Property</b>				
		Arson	3	1	1	0
		Bribery	0	0	1	0
		Burglary	411	51	37	2
		Counterfeiting/Forgery	28	16	17	1
		Destruction/Damage/Vandalism	391	85	24	6
		Embezzlement	6	4	3	0
		Extortion/Blackmail	1	1	0	0
		Fraud - Computer Hacking/Invasion	1	0	0	0
		Fraud - Credit Card/ATM	32	6	0	1
		Fraud - False Pretenses	35	2	0	1
		Fraud - Identity Theft	7	1	0	0
		Fraud - Impersonation	39	14	15	0
		Fraud - Welfare	0	0	0	0
		Fraud - Wire	10	0	0	0
		Motor Vehicle Theft	198	44	32	0
		Robbery	17	4	5	1
		Stolen Property Offenses	46	39	33	1
		Theft - Pocket-picking	0	0	2	0
		Theft - Purse Snatching	0	0	0	0
		Theft - Shoplifting	37	20	14	0
		Theft From Building	258	66	26	6
		Theft From Coin Machine	4	0	0	0
		Theft From Motor Vehicle	363	17	15	0
		Theft of Motor Vehicle Parts	65	2	1	0
		Theft - All Other Larceny	340	52	28	1
		<b>Crimes Against Society</b>				
		Animal Cruelty	0	0	0	0
		Drug/Narcotic Violations	807	543	517	45
		Drug/Narcotic Equipment Violations	521	439	173	7
		Gambling - Betting/Wagering	0	0	0	0
		Gambling - Operating/Promoting	0	0	0	0
		Gambling - Equipment Violations	0	0	0	0
		Gambling - Sports Tampering	0	0	0	0
		Pornography/Obscene Material	12	2	1	0
		Prostitution	0	0	0	0
		Prostitution Assisting/Promoting	0	0	0	0
		Purchasing Prostitution	0	0	0	0
		Weapon Law Violations	80	62	8	11
		<b>Total Group A Offenses</b>	<b>4,846</b>	<b>2,097</b>	<b>1,286</b>	<b>150</b>

Domestic Violence Victims		
Offense	Reported	Cleared
Murder	2	2
Aggravated Assault	83	62
Simple Assault	440	229
Intimidation	14	6
Stalking	2	2
Forcible Rape	12	0
Forcible Sodomy	2	0
Sexual Assault W/Object	0	0
Forcible Fondling	11	0
Incest	0	0
Statutory Rape	0	0
Kidnapping/Abduction	17	12
<b>Total</b>	<b>583</b>	<b>313</b>

TIBRS Group B Arrests		
Offense	Adult	Juvenile
Bad Checks	18	0
Curfew/Vagrancy	1	0
Disorderly Conduct	39	74
DUI	112	2
Drunkenness	41	0
Family-Non Violent	365	0
Liquor Law Violations	33	5
Peeping Tom	0	0
Trespass	23	2
All Other Offenses	4,354	7
<b>Total Group B</b>	<b>4,986</b>	<b>90</b>



## Hancock County Sheriff's Office - 2016

			Offenses		Arrests	
			Reported	Cleared	Adult	Juvenile
<b>2015 Population Estimate</b>	N/A	<b>TIBRS Group A Offenses</b>				
<b>Offense Overview</b>		<b>Crimes Against Persons</b>				
Offense Total	131	Murder	0	0	0	0
Number Cleared	32	Negligent Manslaughter	0	0	0	0
Percent Cleared	24.43 %	Negligent Vehicular Manslaughter	0	0	0	0
Group A Crimes per 100,000 population	N/A	Kidnapping/Abduction	1	1	1	0
		Forcible Rape	1	0	0	0
		Forcible Sodomy	0	0	0	0
		Sexual Assault W/Object	0	0	0	0
		Forcible Fondling	0	0	0	0
		Incest	0	0	0	0
		Statutory Rape	0	0	0	0
		Aggravated Assault	2	0	0	0
		Simple Assault	3	2	2	0
		Intimidation	1	0	0	0
		Stalking	0	0	0	0
		Commercial Sex Acts	0	0	0	0
		Involuntary Servitude	0	0	0	0
		<b>Crimes Against Property</b>				
		Arson	1	0	0	0
		Bribery	0	0	0	0
		Burglary	17	3	4	0
		Counterfeiting/Forgery	2	0	0	0
		Destruction/Damage/Vandalism	32	2	2	0
		Embezzlement	0	0	0	0
		Extortion/Blackmail	0	0	0	0
		Fraud - Computer Hacking/Invasion	0	0	0	0
		Fraud - Credit Card/ATM	1	0	0	0
		Fraud - False Pretenses	2	0	0	0
		Fraud - Identity Theft	0	0	0	0
		Fraud - Impersonation	0	0	0	0
		Fraud - Welfare	0	0	0	0
		Fraud - Wire	0	0	0	0
		Motor Vehicle Theft	11	4	6	0
		Robbery	0	0	0	0
		Stolen Property Offenses	0	0	0	0
		Theft - Pocket-picking	1	0	0	0
		Theft - Purse Snatching	0	0	0	0
		Theft - Shoplifting	1	1	1	0
		Theft From Building	9	4	5	0
		Theft From Coin Machine	0	0	0	0
		Theft From Motor Vehicle	1	0	0	0
		Theft of Motor Vehicle Parts	2	0	0	0
		Theft - All Other Larceny	29	2	2	0
		<b>Crimes Against Society</b>				
		Animal Cruelty	0	0	0	0
		Drug/Narcotic Violations	10	10	10	0
		Drug/Narcotic Equipment Violations	1	1	1	0
		Gambling - Betting/Wagering	0	0	0	0
		Gambling - Operating/Promoting	0	0	0	0
		Gambling - Equipment Violations	0	0	0	0
		Gambling - Sports Tampering	0	0	0	0
		Pornography/Obscene Material	0	0	0	0
		Prostitution	0	0	0	0
		Prostitution Assisting/Promoting	0	0	0	0
		Purchasing Prostitution	0	0	0	0
		Weapon Law Violations	3	2	2	0
		<b>Total Group A Offenses</b>	<b>131</b>	<b>32</b>	<b>36</b>	<b>0</b>

<b>Domestic Violence Victims</b>				
Offense	Reported	Cleared		
Murder	0	0		
Aggravated Assault	0	0		
Simple Assault	2	2		
Intimidation	0	0		
Stalking	0	0		
Forcible Rape	0	0		
Forcible Sodomy	0	0		
Sexual Assault W/Object	0	0		
Forcible Fondling	0	0		
Incest	0	0		
Statutory Rape	0	0		
Kidnapping/Abduction	1	1		
<b>Total</b>	<b>3</b>	<b>3</b>		

<b>TIBRS Group B Arrests</b>				
Offense	Adult	Juvenile		
Bad Checks	0	0		
Curfew/Vagrancy	0	0		
Disorderly Conduct	0	0		
DUI	10	1		
Drunkenness	3	0		
Family-Non Violent	0	0		
Liquor Law Violations	0	0		
Peeping Tom	0	0		
Trespass	2	0		
All Other Offenses	32	0		
<b>Total Group B</b>	<b>47</b>	<b>1</b>		

Please check [www.tncrimeonline.com](http://www.tncrimeonline.com) for additional 2016 data.



## Hardeman County Sheriff's Office - 2016

2015 Population Estimate	N/A	TIBRS Group A Offenses	Offenses		Arrests	
			Reported	Cleared	Adult	Juvenile
<b>Offense Overview</b>		<b>Crimes Against Persons</b>				
Offense Total	781	Murder	2	2	1	0
Number Cleared	354	Negligent Manslaughter	1	1	0	1
Percent Cleared	45.33 %	Negligent Vehicular Manslaughter	0	0	0	0
Group A Crimes per 100,000 population	N/A	Kidnapping/Abduction	1	0	0	0
		Forcible Rape	4	1	1	0
		Forcible Sodomy	1	0	0	0
		Sexual Assault W/Object	0	0	0	0
		Forcible Fondling	1	0	0	0
		Incest	0	0	0	0
<b>Arrest Overview</b>		Statutory Rape	1	1	1	0
Total Arrests	923	Aggravated Assault	44	31	30	3
Adult Arrests	867	Simple Assault	130	105	82	14
Juvenile Arrests	56	Intimidation	51	19	18	0
Unknown Age	0	Stalking	7	5	3	0
Arrests per 100,000 population	N/A	Commercial Sex Acts	0	0	0	0
Average number offenses/incident	1.15	Involuntary Servitude	0	0	0	0
		<b>Crimes Against Property</b>				
		Arson	6	0	0	0
		Bribery	0	0	0	0
		Burglary	128	27	36	0
		Counterfeiting/Forgery	7	5	4	0
		Destruction/Damage/Vandalism	97	31	18	8
		Embezzlement	0	0	0	0
		Extortion/Blackmail	0	0	0	0
		Fraud - Computer Hacking/Invasion	0	0	0	0
		Fraud - Credit Card/ATM	15	2	2	0
		Fraud - False Pretenses	11	4	4	0
		Fraud - Identity Theft	1	0	0	0
		Fraud - Impersonation	5	1	1	0
		Fraud - Welfare	0	0	0	0
		Fraud - Wire	2	0	0	0
		Motor Vehicle Theft	35	12	8	1
		Robbery	8	5	6	0
		Stolen Property Offenses	2	2	4	0
		Theft - Pocket-picking	1	0	0	0
		Theft - Purse Snatching	0	0	0	0
		Theft - Shoplifting	0	0	0	0
		Theft From Building	26	9	4	3
		Theft From Coin Machine	0	0	0	0
		Theft From Motor Vehicle	21	1	1	0
		Theft of Motor Vehicle Parts	15	2	1	0
		Theft - All Other Larceny	63	13	10	0
		<b>Crimes Against Society</b>				
		Animal Cruelty	0	0	0	0
		Drug/Narcotic Violations	62	46	47	9
		Drug/Narcotic Equipment Violations	20	19	10	1
		Gambling - Betting/Wagering	0	0	0	0
		Gambling - Operating/Promoting	0	0	0	0
		Gambling - Equipment Violations	0	0	0	0
		Gambling - Sports Tampering	0	0	0	0
		Pornography/Obscene Material	2	1	1	0
		Prostitution	0	0	0	0
		Prostitution Assisting/Promoting	0	0	0	0
		Purchasing Prostitution	0	0	0	0
		Weapon Law Violations	11	9	6	1
		<b>Total Group A Offenses</b>	<b>781</b>	<b>354</b>	<b>299</b>	<b>41</b>

Domestic Violence Victims		
Offense	Reported	Cleared
Murder	0	0
Aggravated Assault	26	21
Simple Assault	97	79
Intimidation	22	11
Stalking	2	2
Forcible Rape	3	1
Forcible Sodomy	1	0
Sexual Assault W/Object	0	0
Forcible Fondling	1	0
Incest	0	0
Statutory Rape	1	1
Kidnapping/Abduction	0	0
<b>Total</b>	<b>153</b>	<b>115</b>

TIBRS Group B Arrests		
Offense	Adult	Juvenile
Bad Checks	14	0
Curfew/Vagrancy	0	5
Disorderly Conduct	6	3
DUI	15	0
Drunkenness	3	0
Family-Non Violent	78	1
Liquor Law Violations	0	0
Peeping Tom	0	0
Trespass	3	0
All Other Offenses	449	6
<b>Total Group B</b>	<b>568</b>	<b>15</b>



## Hardin County Sheriff's Office - 2016

2015 Population Estimate	N/A	TIBRS Group A Offenses	Offenses		Arrests	
			Reported	Cleared	Adult	Juvenile
<b>Offense Overview</b>		<b>Crimes Against Persons</b>				
Offense Total	675	Murder	1	1	1	0
Number Cleared	270	Negligent Manslaughter	0	0	0	0
Percent Cleared	40.00 %	Negligent Vehicular Manslaughter	0	0	0	0
Group A Crimes per 100,000 population	N/A	Kidnapping/Abduction	1	0	0	0
		Forcible Rape	1	0	0	0
		Forcible Sodomy	0	0	0	0
		Sexual Assault W/Object	0	0	0	0
		Forcible Fondling	1	0	0	0
		Incest	0	0	0	0
		Statutory Rape	1	0	0	0
		Aggravated Assault	53	30	35	0
		Simple Assault	93	72	58	1
		Intimidation	19	5	5	0
		Stalking	2	1	1	0
		Commercial Sex Acts	0	0	0	0
		Involuntary Servitude	0	0	0	0
		<b>Crimes Against Property</b>				
		Arson	0	0	0	0
		Bribery	0	0	0	0
		Burglary	116	21	27	0
		Counterfeiting/Forgery	6	2	1	0
		Destruction/Damage/Vandalism	67	16	12	0
		Embezzlement	0	0	0	0
		Extortion/Blackmail	0	0	0	0
		Fraud - Computer Hacking/Invasion	0	0	0	0
		Fraud - Credit Card/ATM	11	2	2	0
		Fraud - False Pretenses	1	0	0	0
		Fraud - Identity Theft	1	0	0	0
		Fraud - Impersonation	6	1	1	0
		Fraud - Welfare	0	0	0	0
		Fraud - Wire	1	0	0	0
		Motor Vehicle Theft	40	8	8	0
		Robbery	5	2	5	0
		Stolen Property Offenses	1	1	2	0
		Theft - Pocket-picking	0	0	0	0
		Theft - Purse Snatching	0	0	0	0
		Theft - Shoplifting	1	0	0	0
		Theft From Building	38	9	9	0
		Theft From Coin Machine	2	1	1	0
		Theft From Motor Vehicle	21	1	1	0
		Theft of Motor Vehicle Parts	7	1	1	0
		Theft - All Other Larceny	85	8	5	1
		<b>Crimes Against Society</b>				
		Animal Cruelty	2	2	1	1
		Drug/Narcotic Violations	52	50	58	1
		Drug/Narcotic Equipment Violations	33	32	20	0
		Gambling - Betting/Wagering	0	0	0	0
		Gambling - Operating/Promoting	0	0	0	0
		Gambling - Equipment Violations	0	0	0	0
		Gambling - Sports Tampering	0	0	0	0
		Pornography/Obscene Material	2	0	0	0
		Prostitution	0	0	0	0
		Prostitution Assisting/Promoting	0	0	0	0
		Purchasing Prostitution	0	0	0	0
		Weapon Law Violations	5	4	4	0
		<b>Total Group A Offenses</b>	<b>675</b>	<b>270</b>	<b>258</b>	<b>4</b>

Domestic Violence Victims		
Offense	Reported	Cleared
Murder	0	0
Aggravated Assault	20	18
Simple Assault	66	58
Intimidation	6	2
Stalking	1	0
Forcible Rape	0	0
Forcible Sodomy	0	0
Sexual Assault W/Object	0	0
Forcible Fondling	0	0
Incest	0	0
Statutory Rape	1	0
Kidnapping/Abduction	0	0
<b>Total</b>	<b>94</b>	<b>78</b>

TIBRS Group B Arrests		
Offense	Adult	Juvenile
Bad Checks	12	0
Curfew/Vagrancy	0	0
Disorderly Conduct	3	0
DUI	34	0
Drunkenness	48	3
Family-Non Violent	1	0
Liquor Law Violations	2	1
Peeping Tom	0	0
Trespass	2	0
All Other Offenses	658	55
<b>Total Group B</b>	<b>760</b>	<b>59</b>



## Hawkins County Sheriff's Office - 2016

			Offenses		Arrests	
			Reported	Cleared	Adult	Juvenile
<b>2015 Population Estimate</b>	N/A	<b>TIBRS Group A Offenses</b>				
<b>Offense Overview</b>		<b>Crimes Against Persons</b>				
Offense Total	1,349	Murder	2	2	2	0
Number Cleared	434	Negligent Manslaughter	0	0	0	0
Percent Cleared	32.17 %	Negligent Vehicular Manslaughter	0	0	0	0
Group A Crimes per 100,000 population	N/A	Kidnapping/Abduction	1	1	1	0
		Forcible Rape	6	1	0	0
		Forcible Sodomy	1	0	0	0
		Sexual Assault W/Object	0	0	0	0
		Forcible Fondling	5	0	0	0
		Incest	0	0	0	0
		Statutory Rape	0	0	0	0
		Aggravated Assault	64	33	29	1
		Simple Assault	277	104	93	3
		Intimidation	40	3	2	0
		Stalking	1	0	0	0
		Commercial Sex Acts	0	0	0	0
		Involuntary Servitude	0	0	0	0
		<b>Crimes Against Property</b>				
		Arson	3	1	1	0
		Bribery	0	0	0	0
		Burglary	176	9	9	0
		Counterfeiting/Forgery	2	1	1	0
		Destruction/Damage/Vandalism	123	19	17	0
		Embezzlement	0	0	0	0
		Extortion/Blackmail	0	0	0	0
		Fraud - Computer Hacking/Invasion	0	0	0	0
		Fraud - Credit Card/ATM	13	3	3	0
		Fraud - False Pretenses	1	0	0	0
		Fraud - Identity Theft	0	0	0	0
		Fraud - Impersonation	3	1	0	0
		Fraud - Welfare	0	0	0	0
		Fraud - Wire	0	0	0	0
		Motor Vehicle Theft	61	11	7	0
		Robbery	1	0	0	0
		Stolen Property Offenses	0	0	0	0
		Theft - Pocket-picking	0	0	0	0
		Theft - Purse Snatching	0	0	0	0
		Theft - Shoplifting	6	3	3	0
		Theft From Building	159	14	9	0
		Theft From Coin Machine	0	0	0	0
		Theft From Motor Vehicle	41	2	1	0
		Theft of Motor Vehicle Parts	2	0	0	0
		Theft - All Other Larceny	129	12	10	0
		<b>Crimes Against Society</b>				
		Animal Cruelty	0	0	0	0
		Drug/Narcotic Violations	130	121	145	1
		Drug/Narcotic Equipment Violations	95	86	27	0
		Gambling - Betting/Wagering	0	0	0	0
		Gambling - Operating/Promoting	0	0	0	0
		Gambling - Equipment Violations	0	0	0	0
		Gambling - Sports Tampering	0	0	0	0
		Pornography/Obscene Material	0	0	0	0
		Prostitution	0	0	0	0
		Prostitution Assisting/Promoting	0	0	0	0
		Purchasing Prostitution	0	0	0	0
		Weapon Law Violations	7	7	2	0
		<b>Total Group A Offenses</b>	<b>1,349</b>	<b>434</b>	<b>362</b>	<b>5</b>
<b>Arrest Overview</b>						
Total Arrests	1,683					
Adult Arrests	1,676					
Juvenile Arrests	7					
Unknown Age	0					
Arrests per 100,000 population	N/A					
Average number offenses/incident	1.14					

Domestic Violence Victims		
Offense	Reported	Cleared
Murder	1	1
Aggravated Assault	35	20
Simple Assault	198	85
Intimidation	4	0
Stalking	0	0
Forcible Rape	0	0
Forcible Sodomy	1	0
Sexual Assault W/Object	0	0
Forcible Fondling	1	0
Incest	0	0
Statutory Rape	0	0
Kidnapping/Abduction	1	1
<b>Total</b>	<b>241</b>	<b>107</b>

TIBRS Group B Arrests		
Offense	Adult	Juvenile
Bad Checks	3	0
Curfew/Vagrancy	0	0
Disorderly Conduct	9	0
DUI	73	0
Drunkenness	48	0
Family-Non Violent	17	0
Liquor Law Violations	0	0
Peeping Tom	0	0
Trespass	8	0
All Other Offenses	1,156	2
<b>Total Group B</b>	<b>1,314</b>	<b>2</b>





## Haywood County Sheriff's Office - 2016

2015 Population Estimate	N/A	TIBRS Group A Offenses	Offenses		Arrests	
			Reported	Cleared	Adult	Juvenile
<b>Offense Overview</b>		<b>Crimes Against Persons</b>				
Offense Total	401	Murder	1	1	1	0
Number Cleared	112	Negligent Manslaughter	0	0	0	0
Percent Cleared	27.93 %	Negligent Vehicular Manslaughter	0	0	0	0
Group A Crimes per 100,000 population	N/A	Kidnapping/Abduction	4	3	3	0
		Forcible Rape	3	1	1	0
		Forcible Sodomy	1	0	0	0
		Sexual Assault W/Object	0	0	0	0
		Forcible Fondling	1	0	0	0
		Incest	1	0	0	0
		Statutory Rape	0	0	0	0
		Aggravated Assault	25	15	7	0
		Simple Assault	68	28	24	2
		Intimidation	25	1	1	0
		Stalking	0	0	0	0
		Commercial Sex Acts	0	0	0	0
		Involuntary Servitude	0	0	0	0
		<b>Crimes Against Property</b>				
		Arson	0	0	0	0
		Bribery	0	0	0	0
		Burglary	63	12	12	1
		Counterfeiting/Forgery	6	3	1	0
		Destruction/Damage/Vandalism	58	9	2	0
		Embezzlement	1	0	0	0
		Extortion/Blackmail	0	0	0	0
		Fraud - Computer Hacking/Invasion	2	0	0	0
		Fraud - Credit Card/ATM	3	0	0	0
		Fraud - False Pretenses	3	0	0	0
		Fraud - Identity Theft	3	0	0	0
		Fraud - Impersonation	2	0	0	0
		Fraud - Welfare	0	0	0	0
		Fraud - Wire	0	0	0	0
		Motor Vehicle Theft	13	4	1	0
		Robbery	5	1	2	0
		Stolen Property Offenses	0	0	0	0
		Theft - Pocket-picking	1	0	0	0
		Theft - Purse Snatching	0	0	0	0
		Theft - Shoplifting	0	0	0	0
		Theft From Building	13	3	2	0
		Theft From Coin Machine	0	0	0	0
		Theft From Motor Vehicle	21	3	4	0
		Theft of Motor Vehicle Parts	14	1	0	0
		Theft - All Other Larceny	38	5	6	0
		<b>Crimes Against Society</b>				
		Animal Cruelty	0	0	0	0
		Drug/Narcotic Violations	15	12	12	0
		Drug/Narcotic Equipment Violations	5	4	2	0
		Gambling - Betting/Wagering	0	0	0	0
		Gambling - Operating/Promoting	0	0	0	0
		Gambling - Equipment Violations	0	0	0	0
		Gambling - Sports Tampering	0	0	0	0
		Pornography/Obscene Material	0	0	0	0
		Prostitution	0	0	0	0
		Prostitution Assisting/Promoting	0	0	0	0
		Purchasing Prostitution	0	0	0	0
		Weapon Law Violations	6	6	1	0
		<b>Total Group A Offenses</b>	<b>401</b>	<b>112</b>	<b>82</b>	<b>3</b>

Domestic Violence Victims		
Offense	Reported	Cleared
Murder	0	0
Aggravated Assault	11	9
Simple Assault	48	16
Intimidation	15	1
Stalking	0	0
Forcible Rape	0	0
Forcible Sodomy	1	0
Sexual Assault W/Object	0	0
Forcible Fondling	0	0
Incest	1	0
Statutory Rape	0	0
Kidnapping/Abduction	3	3
<b>Total</b>	<b>79</b>	<b>29</b>

TIBRS Group B Arrests		
Offense	Adult	Juvenile
Bad Checks	22	0
Curfew/Vagrancy	0	0
Disorderly Conduct	2	1
DUI	3	0
Drunkenness	3	0
Family-Non Violent	114	0
Liquor Law Violations	0	0
Peeping Tom	0	0
Trespass	2	0
All Other Offenses	474	10
<b>Total Group B</b>	<b>620</b>	<b>11</b>



## Henderson County Sheriff's Office - 2016

			Offenses		Arrests	
			Reported	Cleared	Adult	Juvenile
<b>2015 Population Estimate</b>	N/A	<b>TIBRS Group A Offenses</b>				
<b>Offense Overview</b>		<b>Crimes Against Persons</b>				
Offense Total	947	Murder	0	0	0	0
Number Cleared	340	Negligent Manslaughter	1	1	0	1
Percent Cleared	35.90 %	Negligent Vehicular Manslaughter	0	0	0	0
Group A Crimes per 100,000 population	N/A	Kidnapping/Abduction	8	2	2	0
		Forcible Rape	5	3	3	0
		Forcible Sodomy	0	0	0	0
		Sexual Assault W/Object	0	0	0	0
		Forcible Fondling	9	7	0	1
		Incest	0	0	0	0
		Statutory Rape	2	1	1	0
		Aggravated Assault	60	50	34	4
		Simple Assault	174	86	70	4
		Intimidation	68	12	10	0
		Stalking	9	3	3	0
		Commercial Sex Acts	0	0	0	0
		Involuntary Servitude	0	0	0	0
		<b>Crimes Against Property</b>				
		Arson	1	0	0	0
		Bribery	0	0	0	0
		Burglary	119	18	16	7
		Counterfeiting/Forgery	24	6	8	0
		Destruction/Damage/Vandalism	109	13	2	0
		Embezzlement	0	0	0	0
		Extortion/Blackmail	0	0	0	0
		Fraud - Computer Hacking/Invasion	0	0	0	0
		Fraud - Credit Card/ATM	42	22	22	0
		Fraud - False Pretenses	9	1	2	0
		Fraud - Identity Theft	10	0	0	0
		Fraud - Impersonation	39	24	42	0
		Fraud - Welfare	0	0	0	0
		Fraud - Wire	0	0	0	0
		Motor Vehicle Theft	28	13	10	0
		Robbery	3	2	3	0
		Stolen Property Offenses	1	1	2	0
		Theft - Pocket-picking	0	0	0	0
		Theft - Purse Snatching	0	0	0	0
		Theft - Shoplifting	3	1	1	0
		Theft From Building	40	12	11	1
		Theft From Coin Machine	0	0	0	0
		Theft From Motor Vehicle	18	3	3	0
		Theft of Motor Vehicle Parts	8	0	1	0
		Theft - All Other Larceny	77	11	7	0
		<b>Crimes Against Society</b>				
		Animal Cruelty	3	1	1	0
		Drug/Narcotic Violations	56	30	27	1
		Drug/Narcotic Equipment Violations	13	12	2	0
		Gambling - Betting/Wagering	0	0	0	0
		Gambling - Operating/Promoting	0	0	0	0
		Gambling - Equipment Violations	0	0	0	0
		Gambling - Sports Tampering	0	0	0	0
		Pornography/Obscene Material	2	0	0	0
		Prostitution	0	0	0	0
		Prostitution Assisting/Promoting	0	0	0	0
		Purchasing Prostitution	0	0	0	0
		Weapon Law Violations	6	5	0	0
		<b>Total Group A Offenses</b>	<b>947</b>	<b>340</b>	<b>283</b>	<b>19</b>

<b>Domestic Violence Victims</b>				
Offense	Reported	Cleared		
Murder	0	0		
Aggravated Assault	33	27		
Simple Assault	122	78		
Intimidation	31	11		
Stalking	2	0		
Forcible Rape	2	2		
Forcible Sodomy	0	0		
Sexual Assault W/Object	0	0		
Forcible Fondling	9	7		
Incest	0	0		
Statutory Rape	0	0		
Kidnapping/Abduction	7	2		
<b>Total</b>	<b>206</b>	<b>127</b>		

<b>TIBRS Group B Arrests</b>				
Offense	Adult	Juvenile		
Bad Checks	46	0		
Curfew/Vagrancy	0	0		
Disorderly Conduct	5	0		
DUI	17	0		
Drunkenness	33	0		
Family-Non Violent	128	0		
Liquor Law Violations	0	0		
Peeping Tom	2	0		
Trespass	3	0		
All Other Offenses	454	3		
<b>Total Group B</b>	<b>688</b>	<b>3</b>		



## Henry County Sheriff's Office - 2016

2015 Population Estimate	N/A	TIBRS Group A Offenses	Offenses		Arrests	
			Reported	Cleared	Adult	Juvenile
<b>Offense Overview</b>		<b>Crimes Against Persons</b>				
Offense Total	929	Murder	2	1	1	0
Number Cleared	355	Negligent Manslaughter	0	0	0	0
Percent Cleared	38.21 %	Negligent Vehicular Manslaughter	0	0	0	0
Group A Crimes per 100,000 population	N/A	Kidnapping/Abduction	0	0	0	0
		Forcible Rape	4	0	0	0
		Forcible Sodomy	1	0	0	0
		Sexual Assault W/Object	0	0	0	0
		Forcible Fondling	5	4	4	0
		Incest	1	1	1	0
<b>Arrest Overview</b>		Statutory Rape	2	1	1	0
Total Arrests	971	Aggravated Assault	50	45	36	0
Adult Arrests	945	Simple Assault	91	75	67	5
Juvenile Arrests	26	Intimidation	64	21	21	1
Unknown Age	0	Stalking	2	1	1	0
Arrests per 100,000 population	N/A	Commercial Sex Acts	0	0	0	0
		Involuntary Servitude	0	0	0	0
Average number offenses/incident	1.08	<b>Crimes Against Property</b>				
		Arson	0	0	0	0
		Bribery	0	0	0	0
		Burglary	180	21	31	0
		Counterfeiting/Forgery	10	6	6	0
		Destruction/Damage/Vandalism	82	8	10	0
		Embezzlement	0	0	0	0
		Extortion/Blackmail	0	0	0	0
		Fraud - Computer Hacking/Invasion	0	0	0	0
		Fraud - Credit Card/ATM	7	0	0	0
		Fraud - False Pretenses	6	0	0	0
		Fraud - Identity Theft	0	0	0	0
		Fraud - Impersonation	11	0	0	0
		Fraud - Welfare	0	0	0	0
		Fraud - Wire	2	0	0	0
		Motor Vehicle Theft	38	8	10	0
		Robbery	3	1	2	0
		Stolen Property Offenses	0	0	0	0
		Theft - Pocket-picking	0	0	0	0
		Theft - Purse Snatching	0	0	0	0
		Theft - Shoplifting	3	0	0	0
		Theft From Building	57	6	5	1
		Theft From Coin Machine	0	0	0	0
		Theft From Motor Vehicle	61	6	4	0
		Theft of Motor Vehicle Parts	15	1	0	0
		Theft - All Other Larceny	97	18	21	0
		<b>Crimes Against Society</b>				
		Animal Cruelty	1	1	1	0
		Drug/Narcotic Violations	67	66	84	5
		Drug/Narcotic Equipment Violations	60	59	38	4
		Gambling - Betting/Wagering	0	0	0	0
		Gambling - Operating/Promoting	0	0	0	0
		Gambling - Equipment Violations	0	0	0	0
		Gambling - Sports Tampering	0	0	0	0
		Pornography/Obscene Material	2	0	0	0
		Prostitution	0	0	0	0
		Prostitution Assisting/Promoting	0	0	0	0
		Purchasing Prostitution	0	0	0	0
		Weapon Law Violations	5	5	4	0
		<b>Total Group A Offenses</b>	<b>929</b>	<b>355</b>	<b>348</b>	<b>16</b>

Domestic Violence Victims		
Offense	Reported	Cleared
Murder	1	0
Aggravated Assault	19	19
Simple Assault	59	50
Intimidation	22	10
Stalking	0	0
Forcible Rape	3	0
Forcible Sodomy	1	0
Sexual Assault W/Object	0	0
Forcible Fondling	1	0
Incest	1	1
Statutory Rape	1	0
Kidnapping/Abduction	0	0
<b>Total</b>	<b>108</b>	<b>80</b>

TIBRS Group B Arrests		
Offense	Adult	Juvenile
Bad Checks	63	0
Curfew/Vagrancy	0	0
Disorderly Conduct	4	1
DUI	19	0
Drunkenness	26	1
Family-Non Violent	2	0
Liquor Law Violations	13	3
Peeping Tom	0	0
Trespass	7	0
All Other Offenses	463	5
<b>Total Group B</b>	<b>597</b>	<b>10</b>



# Hickman County Sheriff's Office - 2016

2015 Population Estimate	N/A	TIBRS Group A Offenses	Offenses		Arrests	
			Reported	Cleared	Adult	Juvenile
<b>Offense Overview</b>		<b>Crimes Against Persons</b>				
Offense Total	1,308	Murder	0	0	0	0
Number Cleared	714	Negligent Manslaughter	1	1	0	0
Percent Cleared	54.59 %	Negligent Vehicular Manslaughter	0	0	0	0
Group A Crimes per 100,000 population	N/A	Kidnapping/Abduction	2	0	0	0
		Forcible Rape	4	3	0	0
		Forcible Sodomy	3	2	0	0
		Sexual Assault W/Object	0	0	0	0
		Forcible Fondling	11	10	2	0
		Incest	1	1	0	0
		Statutory Rape	2	2	0	0
		Aggravated Assault	77	69	46	4
		Simple Assault	209	180	138	5
		Intimidation	67	47	20	0
		Stalking	10	8	5	0
		Commercial Sex Acts	0	0	0	0
		Involuntary Servitude	0	0	0	0
		<b>Crimes Against Property</b>				
		Arson	1	0	0	0
		Bribery	0	0	0	0
		Burglary	136	13	12	0
		Counterfeiting/Forgery	10	5	4	0
		Destruction/Damage/Vandalism	145	29	14	1
		Embezzlement	1	1	0	0
		Extortion/Blackmail	0	0	0	0
		Fraud - Computer Hacking/Invasion	0	0	0	0
		Fraud - Credit Card/ATM	24	9	4	1
		Fraud - False Pretenses	7	2	2	0
		Fraud - Identity Theft	1	0	0	0
		Fraud - Impersonation	8	2	1	0
		Fraud - Welfare	0	0	0	0
		Fraud - Wire	3	0	0	0
		Motor Vehicle Theft	41	19	18	3
		Robbery	1	1	1	0
		Stolen Property Offenses	1	1	0	0
		Theft - Pocket-picking	0	0	0	0
		Theft - Purse Snatching	3	1	0	0
		Theft - Shoplifting	15	8	8	0
		Theft From Building	52	7	7	0
		Theft From Coin Machine	3	1	0	0
		Theft From Motor Vehicle	43	6	3	0
		Theft of Motor Vehicle Parts	3	0	0	0
		Theft - All Other Larceny	144	29	22	0
		<b>Crimes Against Society</b>				
		Animal Cruelty	1	0	0	0
		Drug/Narcotic Violations	164	152	159	2
		Drug/Narcotic Equipment Violations	101	93	68	0
		Gambling - Betting/Wagering	0	0	0	0
		Gambling - Operating/Promoting	0	0	0	0
		Gambling - Equipment Violations	0	0	0	0
		Gambling - Sports Tampering	0	0	0	0
		Pornography/Obscene Material	0	0	0	0
		Prostitution	0	0	0	0
		Prostitution Assisting/Promoting	0	0	0	0
		Purchasing Prostitution	0	0	0	0
		Weapon Law Violations	13	12	7	0
		<b>Total Group A Offenses</b>	<b>1,308</b>	<b>714</b>	<b>541</b>	<b>16</b>

Domestic Violence Victims		
Offense	Reported	Cleared
Murder	0	0
Aggravated Assault	48	46
Simple Assault	158	145
Intimidation	37	26
Stalking	7	7
Forcible Rape	2	1
Forcible Sodomy	2	2
Sexual Assault W/Object	0	0
Forcible Fondling	6	6
Incest	1	1
Statutory Rape	1	1
Kidnapping/Abduction	0	0
<b>Total</b>	<b>262</b>	<b>235</b>

TIBRS Group B Arrests		
Offense	Adult	Juvenile
Bad Checks	5	0
Curfew/Vagrancy	0	0
Disorderly Conduct	12	0
DUI	27	0
Drunkenness	20	0
Family-Non Violent	59	1
Liquor Law Violations	1	0
Peeping Tom	0	0
Trespass	4	0
All Other Offenses	505	2
<b>Total Group B</b>	<b>633</b>	<b>3</b>



## Houston County Sheriff's Office - 2016

			Offenses		Arrests	
			Reported	Cleared	Adult	Juvenile
<b>2015 Population Estimate</b>	N/A	<b>TIBRS Group A Offenses</b>				
<b>Offense Overview</b>		<b>Crimes Against Persons</b>				
Offense Total	151	Murder	0	0	0	0
Number Cleared	74	Negligent Manslaughter	0	0	0	0
Percent Cleared	49.01 %	Negligent Vehicular Manslaughter	0	0	0	0
Group A Crimes per 100,000 population	N/A	Kidnapping/Abduction	0	0	0	0
		Forcible Rape	0	0	0	0
		Forcible Sodomy	0	0	0	0
		Sexual Assault W/Object	0	0	0	0
		Forcible Fondling	2	0	0	0
		Incest	0	0	0	0
		Statutory Rape	0	0	0	0
		Aggravated Assault	11	9	8	0
		Simple Assault	26	26	24	1
		Intimidation	8	3	3	0
		Stalking	1	0	0	0
		Commercial Sex Acts	0	0	0	0
		Involuntary Servitude	0	0	0	0
		<b>Crimes Against Property</b>				
		Arson	0	0	0	0
		Bribery	0	0	0	0
		Burglary	18	2	2	0
		Counterfeiting/Forgery	1	1	1	0
		Destruction/Damage/Vandalism	15	3	2	1
		Embezzlement	0	0	0	0
		Extortion/Blackmail	0	0	0	0
		Fraud - Computer Hacking/Invasion	0	0	0	0
		Fraud - Credit Card/ATM	3	1	0	0
		Fraud - False Pretenses	3	1	0	0
		Fraud - Identity Theft	0	0	0	0
		Fraud - Impersonation	0	0	0	0
		Fraud - Welfare	0	0	0	0
		Fraud - Wire	0	0	0	0
		Motor Vehicle Theft	2	0	0	0
		Robbery	0	0	0	0
		Stolen Property Offenses	0	0	0	0
		Theft - Pocket-picking	0	0	0	0
		Theft - Purse Snatching	0	0	0	0
		Theft - Shoplifting	0	0	0	0
		Theft From Building	2	1	1	0
		Theft From Coin Machine	0	0	0	0
		Theft From Motor Vehicle	5	0	0	0
		Theft of Motor Vehicle Parts	0	0	0	0
		Theft - All Other Larceny	30	3	2	0
		<b>Crimes Against Society</b>				
		Animal Cruelty	0	0	0	0
		Drug/Narcotic Violations	13	13	11	0
		Drug/Narcotic Equipment Violations	8	8	5	0
		Gambling - Betting/Wagering	0	0	0	0
		Gambling - Operating/Promoting	0	0	0	0
		Gambling - Equipment Violations	0	0	0	0
		Gambling - Sports Tampering	0	0	0	0
		Pornography/Obscene Material	0	0	0	0
		Prostitution	0	0	0	0
		Prostitution Assisting/Promoting	0	0	0	0
		Purchasing Prostitution	0	0	0	0
		Weapon Law Violations	3	3	2	0
		<b>Total Group A Offenses</b>	<b>151</b>	<b>74</b>	<b>61</b>	<b>2</b>

<b>Domestic Violence Victims</b>				
Offense	Reported	Cleared		
Murder	0	0		
Aggravated Assault	8	8		
Simple Assault	24	24		
Intimidation	5	3		
Stalking	0	0		
Forcible Rape	0	0		
Forcible Sodomy	0	0		
Sexual Assault W/Object	0	0		
Forcible Fondling	2	0		
Incest	0	0		
Statutory Rape	0	0		
Kidnapping/Abduction	0	0		
<b>Total</b>	<b>39</b>	<b>35</b>		

<b>TIBRS Group B Arrests</b>				
Offense	Adult	Juvenile		
Bad Checks	2	0		
Curfew/Vagrancy	0	0		
Disorderly Conduct	1	0		
DUI	5	0		
Drunkenness	5	0		
Family-Non Violent	0	0		
Liquor Law Violations	0	0		
Peeping Tom	0	0		
Trespass	1	0		
All Other Offenses	94	2		
<b>Total Group B</b>	<b>108</b>	<b>2</b>		



## Humphreys County Sheriff's Office - 2016

			Offenses		Arrests	
			Reported	Cleared	Adult	Juvenile
<b>2015 Population Estimate</b>	N/A					
<b>Offense Overview</b>						
Offense Total	483					
Number Cleared	206					
Percent Cleared	42.65 %					
Group A Crimes per 100,000 population	N/A					
<b>Arrest Overview</b>						
Total Arrests	314					
Adult Arrests	305					
Juvenile Arrests	9					
Unknown Age	0					
Arrests per 100,000 population	N/A					
Average number offenses/incident	1.14					
<b>Domestic Violence Victims</b>						
Offense	Reported	Cleared				
Murder	0	0				
Aggravated Assault	8	7				
Simple Assault	52	45				
Intimidation	3	3				
Stalking	0	0				
Forcible Rape	3	0				
Forcible Sodomy	0	0				
Sexual Assault W/Object	0	0				
Forcible Fondling	1	0				
Incest	0	0				
Statutory Rape	0	0				
Kidnapping/Abduction	0	0				
<b>Total</b>	<b>67</b>	<b>55</b>				
<b>TIBRS Group B Arrests</b>						
Offense	Adult	Juvenile				
Bad Checks	0	0				
Curfew/Vagrancy	0	0				
Disorderly Conduct	0	1				
DUI	37	1				
Drunkenness	6	0				
Family-Non Violent	3	0				
Liquor Law Violations	1	0				
Peeping Tom	0	0				
Trespass	6	0				
All Other Offenses	85	0				
<b>Total Group B</b>	<b>138</b>	<b>2</b>				
<b>TIBRS Group A Offenses</b>						
<b>Crimes Against Persons</b>						
Murder	0	0	0	0	0	0
Negligent Manslaughter	0	0	0	0	0	0
Negligent Vehicular Manslaughter	0	0	0	0	0	0
Kidnapping/Abduction	1	1	0	0	0	0
Forcible Rape	8	0	0	0	0	0
Forcible Sodomy	0	0	0	0	0	0
Sexual Assault W/Object	0	0	0	0	0	0
Forcible Fondling	4	1	0	1	0	1
Incest	0	0	0	0	0	0
Statutory Rape	1	0	0	0	0	0
Aggravated Assault	25	21	16	0	0	0
Simple Assault	65	54	49	1	0	1
Intimidation	4	4	4	0	0	0
Stalking	1	0	0	0	0	0
Commercial Sex Acts	0	0	0	0	0	0
Involuntary Servitude	0	0	0	0	0	0
<b>Crimes Against Property</b>						
Arson	1	1	1	0	0	0
Bribery	0	0	0	0	0	0
Burglary	89	15	15	1	0	1
Counterfeiting/Forgery	0	0	0	0	0	0
Destruction/Damage/Vandalism	64	8	4	0	0	0
Embezzlement	0	0	0	0	0	0
Extortion/Blackmail	1	0	0	0	0	0
Fraud - Computer Hacking/Invasion	0	0	0	0	0	0
Fraud - Credit Card/ATM	11	1	0	0	0	0
Fraud - False Pretenses	2	0	0	0	0	0
Fraud - Identity Theft	0	0	0	0	0	0
Fraud - Impersonation	2	0	0	0	0	0
Fraud - Welfare	0	0	0	0	0	0
Fraud - Wire	3	0	0	0	0	0
Motor Vehicle Theft	8	1	1	0	0	0
Robbery	2	1	2	0	0	0
Stolen Property Offenses	0	0	0	0	0	0
Theft - Pocket-picking	1	0	0	0	0	0
Theft - Purse Snatching	0	0	0	0	0	0
Theft - Shoplifting	0	0	0	0	0	0
Theft From Building	8	2	2	0	0	0
Theft From Coin Machine	0	0	0	0	0	0
Theft From Motor Vehicle	16	1	1	0	0	0
Theft of Motor Vehicle Parts	4	1	1	0	0	0
Theft - All Other Larceny	72	10	9	1	0	1
<b>Crimes Against Society</b>						
Animal Cruelty	0	0	0	0	0	0
Drug/Narcotic Violations	44	43	39	2	0	2
Drug/Narcotic Equipment Violations	44	41	23	1	0	1
Gambling - Betting/Wagering	0	0	0	0	0	0
Gambling - Operating/Promoting	0	0	0	0	0	0
Gambling - Equipment Violations	0	0	0	0	0	0
Gambling - Sports Tampering	0	0	0	0	0	0
Pornography/Obscene Material	2	0	0	0	0	0
Prostitution	0	0	0	0	0	0
Prostitution Assisting/Promoting	0	0	0	0	0	0
Purchasing Prostitution	0	0	0	0	0	0
Weapon Law Violations	0	0	0	0	0	0
<b>Total Group A Offenses</b>	<b>483</b>	<b>206</b>	<b>167</b>	<b>7</b>		



## Jackson County Sheriff's Office - 2016

2015 Population Estimate	N/A	TIBRS Group A Offenses	Offenses		Arrests	
			Reported	Cleared	Adult	Juvenile
<b>Offense Overview</b>		<b>Crimes Against Persons</b>				
Offense Total	333	Murder	0	0	0	0
Number Cleared	177	Negligent Manslaughter	0	0	0	0
Percent Cleared	53.15 %	Negligent Vehicular Manslaughter	0	0	0	0
Group A Crimes per 100,000 population	N/A	Kidnapping/Abduction	0	0	0	0
		Forcible Rape	1	0	0	0
		Forcible Sodomy	0	0	0	0
		Sexual Assault W/Object	0	0	0	0
		Forcible Fondling	2	1	1	0
		Incest	0	0	0	0
		Statutory Rape	1	1	1	0
		Aggravated Assault	13	10	8	0
		Simple Assault	46	39	36	1
		Intimidation	8	2	1	0
		Stalking	0	0	0	0
		Commercial Sex Acts	0	0	0	0
		Involuntary Servitude	0	0	0	0
		<b>Crimes Against Property</b>				
		Arson	0	0	0	0
		Bribery	0	0	0	0
		Burglary	43	12	15	0
		Counterfeiting/Forgery	5	2	2	0
		Destruction/Damage/Vandalism	30	7	4	0
		Embezzlement	0	0	0	0
		Extortion/Blackmail	1	0	0	0
		Fraud - Computer Hacking/Invasion	0	0	0	0
		Fraud - Credit Card/ATM	9	3	2	0
		Fraud - False Pretenses	1	0	0	0
		Fraud - Identity Theft	1	0	0	0
		Fraud - Impersonation	1	1	1	0
		Fraud - Welfare	0	0	0	0
		Fraud - Wire	1	0	0	0
		Motor Vehicle Theft	17	6	6	0
		Robbery	0	0	0	0
		Stolen Property Offenses	0	0	0	0
		Theft - Pocket-picking	0	0	0	0
		Theft - Purse Snatching	0	0	0	0
		Theft - Shoplifting	7	5	6	0
		Theft From Building	24	5	3	0
		Theft From Coin Machine	0	0	0	0
		Theft From Motor Vehicle	5	1	0	0
		Theft of Motor Vehicle Parts	7	1	0	0
		Theft - All Other Larceny	32	9	12	0
		<b>Crimes Against Society</b>				
		Animal Cruelty	0	0	0	0
		Drug/Narcotic Violations	42	37	38	0
		Drug/Narcotic Equipment Violations	30	30	4	0
		Gambling - Betting/Wagering	0	0	0	0
		Gambling - Operating/Promoting	0	0	0	0
		Gambling - Equipment Violations	0	0	0	0
		Gambling - Sports Tampering	0	0	0	0
		Pornography/Obscene Material	0	0	0	0
		Prostitution	0	0	0	0
		Prostitution Assisting/Promoting	0	0	0	0
		Purchasing Prostitution	0	0	0	0
		Weapon Law Violations	6	5	1	0
		<b>Total Group A Offenses</b>	<b>333</b>	<b>177</b>	<b>141</b>	<b>1</b>

Domestic Violence Victims		
Offense	Reported	Cleared
Murder	0	0
Aggravated Assault	7	5
Simple Assault	36	30
Intimidation	6	2
Stalking	0	0
Forcible Rape	0	0
Forcible Sodomy	0	0
Sexual Assault W/Object	0	0
Forcible Fondling	2	1
Incest	0	0
Statutory Rape	0	0
Kidnapping/Abduction	0	0
<b>Total</b>	<b>51</b>	<b>38</b>

TIBRS Group B Arrests		
Offense	Adult	Juvenile
Bad Checks	0	0
Curfew/Vagrancy	0	0
Disorderly Conduct	1	0
DUI	12	0
Drunkenness	5	0
Family-Non Violent	0	0
Liquor Law Violations	0	0
Peeping Tom	0	0
Trespass	2	0
All Other Offenses	165	0
<b>Total Group B</b>	<b>185</b>	<b>0</b>



## Jefferson County Sheriff's Office - 2016

2015 Population Estimate	N/A	TIBRS Group A Offenses	Offenses		Arrests	
			Reported	Cleared	Adult	Juvenile
<b>Offense Overview</b>		<b>Crimes Against Persons</b>				
Offense Total	1,099	Murder	1	1	0	0
Number Cleared	581	Negligent Manslaughter	0	0	0	0
Percent Cleared	52.87 %	Negligent Vehicular Manslaughter	0	0	0	0
Group A Crimes per 100,000 population	N/A	Kidnapping/Abduction	2	2	1	0
		Forcible Rape	3	1	0	0
		Forcible Sodomy	1	0	0	0
		Sexual Assault W/Object	1	1	0	0
		Forcible Fondling	5	3	0	0
		Incest	0	0	0	0
		Statutory Rape	1	1	1	0
		Aggravated Assault	62	54	44	6
		Simple Assault	181	156	109	24
		Intimidation	42	17	4	0
		Stalking	2	2	2	0
		Commercial Sex Acts	0	0	0	0
		Involuntary Servitude	0	0	0	0
		<b>Crimes Against Property</b>				
		Arson	4	0	0	0
		Bribery	0	0	0	0
		Burglary	134	39	45	1
		Counterfeiting/Forgery	7	2	1	0
		Destruction/Damage/Vandalism	98	18	6	0
		Embezzlement	0	0	0	0
		Extortion/Blackmail	1	1	0	0
		Fraud - Computer Hacking/Invasion	0	0	0	0
		Fraud - Credit Card/ATM	10	4	1	0
		Fraud - False Pretenses	2	0	0	0
		Fraud - Identity Theft	3	1	0	0
		Fraud - Impersonation	6	4	2	0
		Fraud - Welfare	5	0	0	0
		Fraud - Wire	12	2	0	0
		Motor Vehicle Theft	47	21	12	1
		Robbery	3	1	0	0
		Stolen Property Offenses	4	4	2	0
		Theft - Pocket-picking	0	0	0	0
		Theft - Purse Snatching	0	0	0	0
		Theft - Shoplifting	11	7	6	0
		Theft From Building	74	32	13	0
		Theft From Coin Machine	1	0	0	0
		Theft From Motor Vehicle	44	9	2	0
		Theft of Motor Vehicle Parts	21	3	2	0
		Theft - All Other Larceny	153	42	41	0
		<b>Crimes Against Society</b>				
		Animal Cruelty	2	0	0	0
		Drug/Narcotic Violations	103	101	97	15
		Drug/Narcotic Equipment Violations	44	44	10	1
		Gambling - Betting/Wagering	0	0	0	0
		Gambling - Operating/Promoting	0	0	0	0
		Gambling - Equipment Violations	0	0	0	0
		Gambling - Sports Tampering	0	0	0	0
		Pornography/Obscene Material	0	0	0	0
		Prostitution	0	0	0	0
		Prostitution Assisting/Promoting	0	0	0	0
		Purchasing Prostitution	0	0	0	0
		Weapon Law Violations	9	8	1	0
		<b>Total Group A Offenses</b>	<b>1,099</b>	<b>581</b>	<b>402</b>	<b>48</b>

Domestic Violence Victims		
Offense	Reported	Cleared
Murder	1	1
Aggravated Assault	36	33
Simple Assault	124	111
Intimidation	16	7
Stalking	0	0
Forcible Rape	0	0
Forcible Sodomy	1	0
Sexual Assault W/Object	0	0
Forcible Fondling	2	1
Incest	0	0
Statutory Rape	0	0
Kidnapping/Abduction	1	1
<b>Total</b>	<b>181</b>	<b>154</b>

TIBRS Group B Arrests		
Offense	Adult	Juvenile
Bad Checks	9	0
Curfew/Vagrancy	0	0
Disorderly Conduct	6	5
DUI	63	0
Drunkenness	41	1
Family-Non Violent	14	1
Liquor Law Violations	2	0
Peeping Tom	0	0
Trespass	4	0
All Other Offenses	1,500	37
<b>Total Group B</b>	<b>1,639</b>	<b>44</b>





## Johnson County Sheriff's Office - 2016

2015 Population Estimate	N/A	TIBRS Group A Offenses	Offenses		Arrests	
			Reported	Cleared	Adult	Juvenile
<b>Offense Overview</b>		<b>Crimes Against Persons</b>				
Offense Total	934	Murder	0	0	0	0
Number Cleared	563	Negligent Manslaughter	0	0	0	0
Percent Cleared	60.28 %	Negligent Vehicular Manslaughter	0	0	0	0
Group A Crimes per 100,000 population	N/A	Kidnapping/Abduction	2	2	2	0
		Forcible Rape	0	0	0	0
		Forcible Sodomy	0	0	0	0
		Sexual Assault W/Object	0	0	0	0
		Forcible Fondling	2	1	0	0
		Incest	0	0	0	0
		Statutory Rape	1	0	0	0
		Aggravated Assault	113	102	46	3
		Simple Assault	198	175	128	29
		Intimidation	37	13	5	2
		Stalking	0	0	0	0
		Commercial Sex Acts	1	1	1	0
		Involuntary Servitude	0	0	0	0
		<b>Crimes Against Property</b>				
		Arson	5	3	2	0
		Bribery	0	0	0	0
		Burglary	89	13	17	0
		Counterfeiting/Forgery	9	7	4	0
		Destruction/Damage/Vandalism	104	46	28	6
		Embezzlement	0	0	0	0
		Extortion/Blackmail	1	0	0	0
		Fraud - Computer Hacking/Invasion	0	0	0	0
		Fraud - Credit Card/ATM	5	3	1	0
		Fraud - False Pretenses	15	8	2	0
		Fraud - Identity Theft	1	1	0	0
		Fraud - Impersonation	7	1	0	0
		Fraud - Welfare	0	0	0	0
		Fraud - Wire	1	0	0	0
		Motor Vehicle Theft	23	6	3	0
		Robbery	2	0	0	0
		Stolen Property Offenses	7	3	2	0
		Theft - Pocket-picking	0	0	0	0
		Theft - Purse Snatching	0	0	0	0
		Theft - Shoplifting	2	1	0	0
		Theft From Building	40	13	8	0
		Theft From Coin Machine	0	0	0	0
		Theft From Motor Vehicle	13	2	2	0
		Theft of Motor Vehicle Parts	8	0	0	0
		Theft - All Other Larceny	53	6	3	0
		<b>Crimes Against Society</b>				
		Animal Cruelty	4	3	3	0
		Drug/Narcotic Violations	111	82	79	0
		Drug/Narcotic Equipment Violations	63	58	17	0
		Gambling - Betting/Wagering	0	0	0	0
		Gambling - Operating/Promoting	0	0	0	0
		Gambling - Equipment Violations	0	0	0	0
		Gambling - Sports Tampering	0	0	0	0
		Pornography/Obscene Material	1	0	0	0
		Prostitution	0	0	0	0
		Prostitution Assisting/Promoting	0	0	0	0
		Purchasing Prostitution	0	0	0	0
		Weapon Law Violations	16	13	3	1
		<b>Total Group A Offenses</b>	<b>934</b>	<b>563</b>	<b>356</b>	<b>41</b>

Domestic Violence Victims		
Offense	Reported	Cleared
Murder	0	0
Aggravated Assault	51	43
Simple Assault	122	116
Intimidation	10	2
Stalking	0	0
Forcible Rape	0	0
Forcible Sodomy	0	0
Sexual Assault W/Object	0	0
Forcible Fondling	1	0
Incest	0	0
Statutory Rape	0	0
Kidnapping/Abduction	2	2
<b>Total</b>	<b>186</b>	<b>163</b>

TIBRS Group B Arrests		
Offense	Adult	Juvenile
Bad Checks	3	0
Curfew/Vagrancy	0	0
Disorderly Conduct	4	5
DUI	57	0
Drunkenness	42	1
Family-Non Violent	46	0
Liquor Law Violations	2	1
Peeping Tom	0	0
Trespass	7	0
All Other Offenses	439	0
<b>Total Group B</b>	<b>600</b>	<b>7</b>



## Knox County Sheriff's Office - 2016

2015 Population Estimate	N/A	TIBRS Group A Offenses	Offenses		Arrests	
			Reported	Cleared	Adult	Juvenile
<b>Offense Overview</b>		<b>Crimes Against Persons</b>				
Offense Total	9,900	Murder	8	8	4	1
Number Cleared	5,109	Negligent Manslaughter	0	0	0	0
Percent Cleared	51.61 %	Negligent Vehicular Manslaughter	0	0	0	0
Group A Crimes per 100,000 population	N/A	Kidnapping/Abduction	1	0	0	0
		Forcible Rape	20	11	4	0
		Forcible Sodomy	12	6	1	0
		Sexual Assault W/Object	2	2	1	0
		Forcible Fondling	40	13	2	0
		Incest	0	0	0	0
		Statutory Rape	8	2	1	0
		Aggravated Assault	582	469	223	9
		Simple Assault	1,508	1,294	464	98
		Intimidation	595	412	48	13
		Stalking	36	27	8	0
		Commercial Sex Acts	0	0	0	0
		Involuntary Servitude	0	0	0	0
		<b>Crimes Against Property</b>				
		Arson	24	4	3	0
		Bribery	0	0	0	0
		Burglary	929	152	96	10
		Counterfeiting/Forgery	59	22	9	0
		Destruction/Damage/Vandalism	831	228	57	7
		Embezzlement	61	26	20	0
		Extortion/Blackmail	2	1	0	0
		Fraud - Computer Hacking/Invasion	0	0	0	0
		Fraud - Credit Card/ATM	135	35	7	0
		Fraud - False Pretenses	232	80	35	0
		Fraud - Identity Theft	39	2	1	0
		Fraud - Impersonation	77	11	5	0
		Fraud - Welfare	0	0	0	0
		Fraud - Wire	12	3	0	0
		Motor Vehicle Theft	403	113	51	9
		Robbery	67	40	28	6
		Stolen Property Offenses	54	47	29	3
		Theft - Pocket-picking	0	0	0	0
		Theft - Purse Snatching	2	0	0	0
		Theft - Shoplifting	711	510	510	56
		Theft From Building	677	217	85	6
		Theft From Coin Machine	1	0	0	0
		Theft From Motor Vehicle	784	90	42	8
		Theft of Motor Vehicle Parts	175	10	7	0
		Theft - All Other Larceny	570	68	28	4
		<b>Crimes Against Society</b>				
		Animal Cruelty	15	7	7	0
		Drug/Narcotic Violations	555	544	604	45
		Drug/Narcotic Equipment Violations	515	505	159	3
		Gambling - Betting/Wagering	1	1	2	0
		Gambling - Operating/Promoting	0	0	0	0
		Gambling - Equipment Violations	2	0	0	0
		Gambling - Sports Tampering	0	0	0	0
		Pornography/Obscene Material	6	1	0	0
		Prostitution	33	33	34	0
		Prostitution Assisting/Promoting	9	9	8	0
		Purchasing Prostitution	11	11	11	0
		Weapon Law Violations	96	95	18	3
		<b>Total Group A Offenses</b>	<b>9,900</b>	<b>5,109</b>	<b>2,612</b>	<b>281</b>

Domestic Violence Victims		
Offense	Reported	Cleared
Murder	5	5
Aggravated Assault	313	284
Simple Assault	1,075	970
Intimidation	250	200
Stalking	20	17
Forcible Rape	7	4
Forcible Sodomy	9	5
Sexual Assault W/Object	2	2
Forcible Fondling	18	6
Incest	0	0
Statutory Rape	1	0
Kidnapping/Abduction	0	0
<b>Total</b>	<b>1,700</b>	<b>1,493</b>

TIBRS Group B Arrests		
Offense	Adult	Juvenile
Bad Checks	4	0
Curfew/Vagrancy	0	0
Disorderly Conduct	54	5
DUI	521	2
Drunkenness	257	1
Family-Non Violent	83	2
Liquor Law Violations	66	24
Peeping Tom	0	0
Trespass	35	3
All Other Offenses	3,743	17
<b>Total Group B</b>	<b>4,763</b>	<b>54</b>



## Lake County Sheriff's Office - 2016

2015 Population Estimate	N/A	TIBRS Group A Offenses	Offenses		Arrests	
			Reported	Cleared	Adult	Juvenile
<b>Offense Overview</b>		<b>Crimes Against Persons</b>				
Offense Total	8	Murder	0	0	0	0
Number Cleared	3	Negligent Manslaughter	0	0	0	0
Percent Cleared	37.50 %	Negligent Vehicular Manslaughter	0	0	0	0
Group A Crimes per 100,000 population	N/A	Kidnapping/Abduction	0	0	0	0
		Forcible Rape	0	0	0	0
		Forcible Sodomy	0	0	0	0
		Sexual Assault W/Object	0	0	0	0
		Forcible Fondling	0	0	0	0
		Incest	0	0	0	0
		Statutory Rape	0	0	0	0
		Aggravated Assault	1	1	1	0
		Simple Assault	2	2	2	0
		Intimidation	0	0	0	0
		Stalking	0	0	0	0
		Commercial Sex Acts	0	0	0	0
		Involuntary Servitude	0	0	0	0
		<b>Crimes Against Property</b>				
		Arson	0	0	0	0
		Bribery	0	0	0	0
		Burglary	0	0	0	0
		Counterfeiting/Forgery	0	0	0	0
		Destruction/Damage/Vandalism	1	0	0	0
		Embezzlement	0	0	0	0
		Extortion/Blackmail	0	0	0	0
		Fraud - Computer Hacking/Invasion	0	0	0	0
		Fraud - Credit Card/ATM	0	0	0	0
		Fraud - False Pretenses	0	0	0	0
		Fraud - Identity Theft	0	0	0	0
		Fraud - Impersonation	0	0	0	0
		Fraud - Welfare	0	0	0	0
		Fraud - Wire	0	0	0	0
		Motor Vehicle Theft	0	0	0	0
		Robbery	0	0	0	0
		Stolen Property Offenses	0	0	0	0
		Theft - Pocket-picking	0	0	0	0
		Theft - Purse Snatching	0	0	0	0
		Theft - Shoplifting	0	0	0	0
		Theft From Building	1	0	0	0
		Theft From Coin Machine	0	0	0	0
		Theft From Motor Vehicle	0	0	0	0
		Theft of Motor Vehicle Parts	0	0	0	0
		Theft - All Other Larceny	3	0	0	0
		<b>Crimes Against Society</b>				
		Animal Cruelty	0	0	0	0
		Drug/Narcotic Violations	0	0	0	0
		Drug/Narcotic Equipment Violations	0	0	0	0
		Gambling - Betting/Wagering	0	0	0	0
		Gambling - Operating/Promoting	0	0	0	0
		Gambling - Equipment Violations	0	0	0	0
		Gambling - Sports Tampering	0	0	0	0
		Pornography/Obscene Material	0	0	0	0
		Prostitution	0	0	0	0
		Prostitution Assisting/Promoting	0	0	0	0
		Purchasing Prostitution	0	0	0	0
		Weapon Law Violations	0	0	0	0
		<b>Total Group A Offenses</b>	<b>8</b>	<b>3</b>	<b>3</b>	<b>0</b>

Domestic Violence Victims		
Offense	Reported	Cleared
Murder	0	0
Aggravated Assault	1	1
Simple Assault	2	2
Intimidation	0	0
Stalking	0	0
Forcible Rape	0	0
Forcible Sodomy	0	0
Sexual Assault W/Object	0	0
Forcible Fondling	0	0
Incest	0	0
Statutory Rape	0	0
Kidnapping/Abduction	0	0
<b>Total</b>	<b>3</b>	<b>3</b>

TIBRS Group B Arrests		
Offense	Adult	Juvenile
Bad Checks	8	0
Curfew/Vagrancy	0	0
Disorderly Conduct	1	0
DUI	2	0
Drunkenness	0	0
Family-Non Violent	4	0
Liquor Law Violations	0	0
Peeping Tom	0	0
Trespass	2	0
All Other Offenses	185	0
<b>Total Group B</b>	<b>202</b>	<b>0</b>

Please check [www.tncrimeonline](http://www.tncrimeonline) for additional 2016 data.



## Lauderdale County Sheriff's Office - 2016

2015 Population Estimate	N/A	TIBRS Group A Offenses	Offenses		Arrests	
			Reported	Cleared	Adult	Juvenile
<b>Offense Overview</b>		<b>Crimes Against Persons</b>				
Offense Total	724	Murder	0	0	0	0
Number Cleared	279	Negligent Manslaughter	0	0	0	0
Percent Cleared	38.54 %	Negligent Vehicular Manslaughter	0	0	0	0
Group A Crimes per 100,000 population	N/A	Kidnapping/Abduction	1	1	1	0
		Forcible Rape	0	0	0	0
		Forcible Sodomy	0	0	0	0
		Sexual Assault W/Object	0	0	0	0
		Forcible Fondling	4	3	3	0
		Incest	0	0	0	0
		Statutory Rape	0	0	0	0
		Aggravated Assault	35	26	22	2
		Simple Assault	105	91	62	21
		Intimidation	41	8	5	0
		Stalking	2	1	1	0
		Commercial Sex Acts	0	0	0	0
		Involuntary Servitude	0	0	0	0
		<b>Crimes Against Property</b>				
		Arson	5	1	0	0
		Bribery	0	0	0	0
		Burglary	103	13	11	0
		Counterfeiting/Forgery	1	0	0	0
		Destruction/Damage/Vandalism	84	14	10	1
		Embezzlement	1	1	1	0
		Extortion/Blackmail	0	0	0	0
		Fraud - Computer Hacking/Invasion	0	0	0	0
		Fraud - Credit Card/ATM	6	1	1	0
		Fraud - False Pretenses	7	1	1	0
		Fraud - Identity Theft	0	0	0	0
		Fraud - Impersonation	8	3	1	0
		Fraud - Welfare	0	0	0	0
		Fraud - Wire	1	0	0	0
		Motor Vehicle Theft	31	8	6	0
		Robbery	2	1	0	0
		Stolen Property Offenses	0	0	0	0
		Theft - Pocket-picking	1	0	0	0
		Theft - Purse Snatching	0	0	0	0
		Theft - Shoplifting	1	1	1	0
		Theft From Building	62	13	9	3
		Theft From Coin Machine	0	0	0	0
		Theft From Motor Vehicle	49	2	2	0
		Theft of Motor Vehicle Parts	18	0	0	0
		Theft - All Other Larceny	66	6	6	1
		<b>Crimes Against Society</b>				
		Animal Cruelty	0	0	0	0
		Drug/Narcotic Violations	52	49	44	1
		Drug/Narcotic Equipment Violations	29	28	12	0
		Gambling - Betting/Wagering	0	0	0	0
		Gambling - Operating/Promoting	0	0	0	0
		Gambling - Equipment Violations	0	0	0	0
		Gambling - Sports Tampering	0	0	0	0
		Pornography/Obscene Material	0	0	0	0
		Prostitution	0	0	0	0
		Prostitution Assisting/Promoting	0	0	0	0
		Purchasing Prostitution	0	0	0	0
		Weapon Law Violations	9	7	5	0
		<b>Total Group A Offenses</b>	<b>724</b>	<b>279</b>	<b>204</b>	<b>29</b>

Domestic Violence Victims		
Offense	Reported	Cleared
Murder	0	0
Aggravated Assault	18	17
Simple Assault	63	52
Intimidation	13	4
Stalking	2	1
Forcible Rape	0	0
Forcible Sodomy	0	0
Sexual Assault W/Object	0	0
Forcible Fondling	0	0
Incest	0	0
Statutory Rape	0	0
Kidnapping/Abduction	0	0
<b>Total</b>	<b>96</b>	<b>74</b>

TIBRS Group B Arrests		
Offense	Adult	Juvenile
Bad Checks	58	0
Curfew/Vagrancy	0	0
Disorderly Conduct	6	4
DUI	18	0
Drunkenness	2	0
Family-Non Violent	6	0
Liquor Law Violations	0	0
Peeping Tom	0	0
Trespass	1	0
All Other Offenses	617	2
<b>Total Group B</b>	<b>708</b>	<b>6</b>



## Lawrence County Sheriff's Office - 2016

2015 Population Estimate	N/A	TIBRS Group A Offenses	Offenses		Arrests	
			Reported	Cleared	Adult	Juvenile
<b>Offense Overview</b>		<b>Crimes Against Persons</b>				
Offense Total	1,633	Murder	1	1	1	0
Number Cleared	567	Negligent Manslaughter	0	0	0	0
Percent Cleared	34.72 %	Negligent Vehicular Manslaughter	0	0	0	0
Group A Crimes per 100,000 population	N/A	Kidnapping/Abduction	2	0	0	0
		Forcible Rape	14	1	0	0
		Forcible Sodomy	0	0	0	0
		Sexual Assault W/Object	0	0	0	0
		Forcible Fondling	5	0	1	0
		Incest	0	0	0	0
		Statutory Rape	5	3	2	0
		Aggravated Assault	66	45	27	0
		Simple Assault	256	140	95	5
		Intimidation	192	31	23	0
		Stalking	3	1	0	0
		Commercial Sex Acts	0	0	0	0
		Involuntary Servitude	0	0	0	0
		<b>Crimes Against Property</b>				
		Arson	3	0	0	0
		Bribery	0	0	0	0
		Burglary	151	19	19	0
		Counterfeiting/Forgery	13	4	1	0
		Destruction/Damage/Vandalism	193	44	9	0
		Embezzlement	0	0	0	0
		Extortion/Blackmail	0	0	0	0
		Fraud - Computer Hacking/Invasion	0	0	0	0
		Fraud - Credit Card/ATM	16	2	0	0
		Fraud - False Pretenses	17	2	2	0
		Fraud - Identity Theft	4	0	0	0
		Fraud - Impersonation	11	0	0	0
		Fraud - Welfare	0	0	0	0
		Fraud - Wire	0	0	0	0
		Motor Vehicle Theft	46	6	4	0
		Robbery	4	2	1	0
		Stolen Property Offenses	1	1	1	0
		Theft - Pocket-picking	0	0	0	0
		Theft - Purse Snatching	0	0	0	0
		Theft - Shoplifting	6	1	1	0
		Theft From Building	122	17	9	0
		Theft From Coin Machine	0	0	0	0
		Theft From Motor Vehicle	45	2	2	0
		Theft of Motor Vehicle Parts	13	1	1	0
		Theft - All Other Larceny	85	5	4	0
		<b>Crimes Against Society</b>				
		Animal Cruelty	6	1	0	1
		Drug/Narcotic Violations	207	121	154	0
		Drug/Narcotic Equipment Violations	123	99	18	1
		Gambling - Betting/Wagering	0	0	0	0
		Gambling - Operating/Promoting	0	0	0	0
		Gambling - Equipment Violations	0	0	0	0
		Gambling - Sports Tampering	0	0	0	0
		Pornography/Obscene Material	2	1	1	0
		Prostitution	0	0	0	0
		Prostitution Assisting/Promoting	0	0	0	0
		Purchasing Prostitution	0	0	0	0
		Weapon Law Violations	21	17	4	0
		<b>Total Group A Offenses</b>	<b>1,633</b>	<b>567</b>	<b>380</b>	<b>7</b>

Domestic Violence Victims		
Offense	Reported	Cleared
Murder	0	0
Aggravated Assault	34	26
Simple Assault	178	121
Intimidation	86	25
Stalking	2	1
Forcible Rape	6	1
Forcible Sodomy	0	0
Sexual Assault W/Object	0	0
Forcible Fondling	1	0
Incest	0	0
Statutory Rape	2	1
Kidnapping/Abduction	0	0
<b>Total</b>	<b>309</b>	<b>175</b>

TIBRS Group B Arrests		
Offense	Adult	Juvenile
Bad Checks	6	0
Curfew/Vagrancy	0	0
Disorderly Conduct	16	2
DUI	16	0
Drunkenness	23	0
Family-Non Violent	4	0
Liquor Law Violations	0	0
Peeping Tom	0	0
Trespass	8	0
All Other Offenses	870	4
<b>Total Group B</b>	<b>943</b>	<b>6</b>



## Lewis County Sheriff's Office - 2016

2015 Population Estimate	N/A	TIBRS Group A Offenses	Offenses		Arrests	
			Reported	Cleared	Adult	Juvenile
<b>Offense Overview</b>		<b>Crimes Against Persons</b>				
Offense Total	348	Murder	0	0	0	0
Number Cleared	134	Negligent Manslaughter	0	0	0	0
Percent Cleared	38.51 %	Negligent Vehicular Manslaughter	0	0	0	0
Group A Crimes per 100,000 population	N/A	Kidnapping/Abduction	3	3	0	0
		Forcible Rape	0	0	0	0
		Forcible Sodomy	0	0	0	0
		Sexual Assault W/Object	0	0	0	0
		Forcible Fondling	1	0	0	0
		Incest	1	1	1	0
<b>Arrest Overview</b>		Statutory Rape	3	0	0	0
Total Arrests	408	Aggravated Assault	29	23	14	0
Adult Arrests	407	Simple Assault	56	45	37	0
Juvenile Arrests	1	Intimidation	5	3	3	0
Unknown Age	0	Stalking	0	0	0	0
Arrests per 100,000 population	N/A	Commercial Sex Acts	0	0	0	0
Average number offenses/incident	1.14	Involuntary Servitude	0	0	0	0
		<b>Crimes Against Property</b>				
		Arson	0	0	0	0
		Bribery	0	0	0	0
		Burglary	58	7	3	0
		Counterfeiting/Forgery	1	0	0	0
		Destruction/Damage/Vandalism	54	24	15	0
		Embezzlement	0	0	0	0
		Extortion/Blackmail	0	0	0	0
		Fraud - Computer Hacking/Invasion	0	0	0	0
		Fraud - Credit Card/ATM	6	1	0	1
		Fraud - False Pretenses	6	1	1	0
		Fraud - Identity Theft	1	0	0	0
		Fraud - Impersonation	3	1	0	0
		Fraud - Welfare	0	0	0	0
		Fraud - Wire	0	0	0	0
		Motor Vehicle Theft	18	2	2	0
		Robbery	0	0	0	0
		Stolen Property Offenses	1	1	1	0
		Theft - Pocket-picking	0	0	0	0
		Theft - Purse Snatching	0	0	0	0
		Theft - Shoplifting	0	0	0	0
		Theft From Building	0	0	0	0
		Theft From Coin Machine	0	0	0	0
		Theft From Motor Vehicle	9	0	0	0
		Theft of Motor Vehicle Parts	2	0	0	0
		Theft - All Other Larceny	73	5	5	0
		<b>Crimes Against Society</b>				
		Animal Cruelty	0	0	0	0
		Drug/Narcotic Violations	10	10	7	0
		Drug/Narcotic Equipment Violations	4	4	2	0
		Gambling - Betting/Wagering	0	0	0	0
		Gambling - Operating/Promoting	0	0	0	0
		Gambling - Equipment Violations	0	0	0	0
		Gambling - Sports Tampering	0	0	0	0
		Pornography/Obscene Material	1	0	0	0
		Prostitution	0	0	0	0
		Prostitution Assisting/Promoting	0	0	0	0
		Purchasing Prostitution	0	0	0	0
		Weapon Law Violations	3	3	2	0
		<b>Total Group A Offenses</b>	<b>348</b>	<b>134</b>	<b>93</b>	<b>1</b>

Domestic Violence Victims		
Offense	Reported	Cleared
Murder	0	0
Aggravated Assault	12	8
Simple Assault	42	35
Intimidation	4	2
Stalking	0	0
Forcible Rape	0	0
Forcible Sodomy	0	0
Sexual Assault W/Object	0	0
Forcible Fondling	0	0
Incest	1	1
Statutory Rape	0	0
Kidnapping/Abduction	3	3
<b>Total</b>	<b>62</b>	<b>49</b>

TIBRS Group B Arrests		
Offense	Adult	Juvenile
Bad Checks	1	0
Curfew/Vagrancy	0	0
Disorderly Conduct	3	0
DUI	8	0
Drunkenness	5	0
Family-Non Violent	0	0
Liquor Law Violations	0	0
Peeping Tom	0	0
Trespass	5	0
All Other Offenses	292	0
<b>Total Group B</b>	<b>314</b>	<b>0</b>



# Lincoln County Sheriff's Office - 2016

2015 Population Estimate	N/A	TIBRS Group A Offenses	Offenses		Arrests	
			Reported	Cleared	Adult	Juvenile
<b>Offense Overview</b>		<b>Crimes Against Persons</b>				
Offense Total	1,113	Murder	0	0	0	0
Number Cleared	310	Negligent Manslaughter	0	0	0	0
Percent Cleared	27.85 %	Negligent Vehicular Manslaughter	0	0	0	0
Group A Crimes per 100,000 population	N/A	Kidnapping/Abduction	2	2	0	0
		Forcible Rape	5	1	1	0
		Forcible Sodomy	3	1	1	0
		Sexual Assault W/Object	0	0	0	0
		Forcible Fondling	10	2	2	0
		Incest	0	0	0	0
		Statutory Rape	0	0	0	0
		Aggravated Assault	87	42	33	6
		Simple Assault	216	78	61	9
		Intimidation	103	10	8	0
		Stalking	0	0	0	0
		Commercial Sex Acts	0	0	0	0
		Involuntary Servitude	0	0	0	0
		<b>Crimes Against Property</b>				
		Arson	3	0	0	0
		Bribery	0	0	0	0
		Burglary	121	12	12	2
		Counterfeiting/Forgery	15	3	0	0
		Destruction/Damage/Vandalism	117	14	10	0
		Embezzlement	3	1	1	0
		Extortion/Blackmail	0	0	0	0
		Fraud - Computer Hacking/Invasion	0	0	0	0
		Fraud - Credit Card/ATM	13	1	0	0
		Fraud - False Pretenses	24	5	2	0
		Fraud - Identity Theft	2	0	0	0
		Fraud - Impersonation	9	0	0	0
		Fraud - Welfare	0	0	0	0
		Fraud - Wire	1	0	0	0
		Motor Vehicle Theft	31	5	4	1
		Robbery	4	2	3	0
		Stolen Property Offenses	3	2	0	0
		Theft - Pocket-picking	1	0	0	0
		Theft - Purse Snatching	0	0	0	0
		Theft - Shoplifting	1	0	0	0
		Theft From Building	74	8	5	1
		Theft From Coin Machine	1	0	0	0
		Theft From Motor Vehicle	32	1	1	0
		Theft of Motor Vehicle Parts	17	0	0	0
		Theft - All Other Larceny	78	5	4	0
		<b>Crimes Against Society</b>				
		Animal Cruelty	2	1	0	2
		Drug/Narcotic Violations	80	65	62	1
		Drug/Narcotic Equipment Violations	40	37	8	0
		Gambling - Betting/Wagering	0	0	0	0
		Gambling - Operating/Promoting	0	0	0	0
		Gambling - Equipment Violations	0	0	0	0
		Gambling - Sports Tampering	0	0	0	0
		Pornography/Obscene Material	2	0	0	0
		Prostitution	0	0	0	0
		Prostitution Assisting/Promoting	0	0	0	0
		Purchasing Prostitution	0	0	0	0
		Weapon Law Violations	13	12	5	1
		<b>Total Group A Offenses</b>	<b>1,113</b>	<b>310</b>	<b>223</b>	<b>23</b>

Domestic Violence Victims		
Offense	Reported	Cleared
Murder	0	0
Aggravated Assault	55	34
Simple Assault	184	68
Intimidation	40	7
Stalking	0	0
Forcible Rape	3	1
Forcible Sodomy	2	1
Sexual Assault W/Object	0	0
Forcible Fondling	2	0
Incest	0	0
Statutory Rape	0	0
Kidnapping/Abduction	1	1
<b>Total</b>	<b>287</b>	<b>112</b>

TIBRS Group B Arrests		
Offense	Adult	Juvenile
Bad Checks	5	0
Curfew/Vagrancy	0	1
Disorderly Conduct	8	3
DUI	33	2
Drunkenness	28	0
Family-Non Violent	0	0
Liquor Law Violations	10	1
Peeping Tom	0	0
Trespass	8	0
All Other Offenses	457	3
<b>Total Group B</b>	<b>549</b>	<b>10</b>



## Loudon County Sheriff's Office - 2016

2015 Population Estimate	N/A	TIBRS Group A Offenses	Offenses		Arrests	
			Reported	Cleared	Adult	Juvenile
<b>Offense Overview</b>		<b>Crimes Against Persons</b>				
Offense Total	1,546	Murder	1	1	1	0
Number Cleared	869	Negligent Manslaughter	0	0	0	0
Percent Cleared	56.21 %	Negligent Vehicular Manslaughter	0	0	0	0
Group A Crimes per 100,000 population	N/A	Kidnapping/Abduction	4	4	3	0
		Forcible Rape	1	0	0	0
		Forcible Sodomy	1	1	1	0
		Sexual Assault W/Object	0	0	0	0
		Forcible Fondling	8	6	5	1
		Incest	0	0	0	0
		Statutory Rape	1	1	2	0
		Aggravated Assault	75	60	43	2
		Simple Assault	139	100	76	12
		Intimidation	98	24	18	2
		Stalking	1	1	1	0
		Commercial Sex Acts	0	0	0	0
		Involuntary Servitude	0	0	0	0
<b>Arrest Overview</b>		<b>Crimes Against Property</b>				
Total Arrests	1,456	Arson	2	2	2	0
Adult Arrests	1,397	Bribery	0	0	0	0
Juvenile Arrests	59	Burglary	117	26	35	0
Unknown Age	0	Counterfeiting/Forgery	15	9	8	0
Arrests per 100,000 population	N/A	Destruction/Damage/Vandalism	114	29	14	5
Average number offenses/incident	1.27	Embezzlement	0	0	0	0
		Extortion/Blackmail	0	0	0	0
		Fraud - Computer Hacking/Invasion	0	0	0	0
		Fraud - Credit Card/ATM	16	11	11	0
		Fraud - False Pretenses	54	11	4	0
		Fraud - Identity Theft	7	0	0	0
		Fraud - Impersonation	21	1	1	0
		Fraud - Welfare	0	0	0	0
		Fraud - Wire	2	0	0	0
		Motor Vehicle Theft	51	18	15	3
		Robbery	2	1	2	3
		Stolen Property Offenses	0	0	0	0
		Theft - Pocket-picking	0	0	0	0
		Theft - Purse Snatching	1	1	1	0
		Theft - Shoplifting	4	3	5	0
		Theft From Building	146	26	19	3
		Theft From Coin Machine	0	0	0	0
		Theft From Motor Vehicle	48	2	1	0
		Theft of Motor Vehicle Parts	20	2	3	0
		Theft - All Other Larceny	61	9	10	0
		<b>Crimes Against Society</b>				
		Animal Cruelty	2	1	1	0
		Drug/Narcotic Violations	276	268	289	7
		Drug/Narcotic Equipment Violations	227	221	56	0
		Gambling - Betting/Wagering	0	0	0	0
		Gambling - Operating/Promoting	0	0	0	0
		Gambling - Equipment Violations	0	0	0	0
		Gambling - Sports Tampering	0	0	0	0
		Pornography/Obscene Material	2	1	0	1
		Prostitution	0	0	0	0
		Prostitution Assisting/Promoting	0	0	0	0
		Purchasing Prostitution	0	0	0	0
		Weapon Law Violations	29	29	6	0
		<b>Total Group A Offenses</b>	<b>1,546</b>	<b>869</b>	<b>633</b>	<b>39</b>

Domestic Violence Victims		
Offense	Reported	Cleared
Murder	0	0
Aggravated Assault	29	27
Simple Assault	90	74
Intimidation	38	15
Stalking	0	0
Forcible Rape	0	0
Forcible Sodomy	0	0
Sexual Assault W/Object	0	0
Forcible Fondling	4	3
Incest	0	0
Statutory Rape	0	0
Kidnapping/Abduction	2	2
<b>Total</b>	<b>163</b>	<b>121</b>

TIBRS Group B Arrests		
Offense	Adult	Juvenile
Bad Checks	0	0
Curfew/Vagrancy	0	0
Disorderly Conduct	2	2
DUI	97	1
Drunkenness	44	0
Family-Non Violent	2	0
Liquor Law Violations	8	2
Peeping Tom	0	0
Trespass	18	0
All Other Offenses	593	15
<b>Total Group B</b>	<b>764</b>	<b>20</b>





## Macon County Sheriff's Office - 2016

2015 Population Estimate	N/A	TIBRS Group A Offenses	Offenses		Arrests	
			Reported	Cleared	Adult	Juvenile
<b>Offense Overview</b>		<b>Crimes Against Persons</b>				
Offense Total	649	Murder	1	1	2	0
Number Cleared	386	Negligent Manslaughter	0	0	0	0
Percent Cleared	59.48 %	Negligent Vehicular Manslaughter	0	0	0	0
Group A Crimes per 100,000 population	N/A	Kidnapping/Abduction	0	0	0	0
		Forcible Rape	1	0	0	0
		Forcible Sodomy	0	0	0	0
		Sexual Assault W/Object	1	0	0	0
		Forcible Fondling	1	0	0	0
		Incest	0	0	0	0
		Statutory Rape	2	2	2	0
		Aggravated Assault	51	46	31	0
		Simple Assault	107	94	82	0
		Intimidation	24	10	7	0
		Stalking	3	0	0	0
		Commercial Sex Acts	0	0	0	0
		Involuntary Servitude	0	0	0	0
		<b>Crimes Against Property</b>				
		Arson	1	0	0	0
		Bribery	0	0	0	0
		Burglary	73	12	12	0
		Counterfeiting/Forgery	3	2	2	0
		Destruction/Damage/Vandalism	74	30	19	1
		Embezzlement	0	0	0	0
		Extortion/Blackmail	1	0	0	0
		Fraud - Computer Hacking/Invasion	0	0	0	0
		Fraud - Credit Card/ATM	6	3	3	0
		Fraud - False Pretenses	3	1	1	0
		Fraud - Identity Theft	0	0	0	0
		Fraud - Impersonation	0	0	0	0
		Fraud - Welfare	1	1	1	0
		Fraud - Wire	1	0	0	0
		Motor Vehicle Theft	24	8	7	0
		Robbery	0	0	0	0
		Stolen Property Offenses	0	0	0	0
		Theft - Pocket-picking	0	0	0	0
		Theft - Purse Snatching	0	0	0	0
		Theft - Shoplifting	0	0	0	0
		Theft From Building	8	1	1	0
		Theft From Coin Machine	0	0	0	0
		Theft From Motor Vehicle	22	0	0	0
		Theft of Motor Vehicle Parts	7	1	1	0
		Theft - All Other Larceny	76	16	15	0
		<b>Crimes Against Society</b>				
		Animal Cruelty	1	1	1	0
		Drug/Narcotic Violations	89	89	85	0
		Drug/Narcotic Equipment Violations	64	64	8	0
		Gambling - Betting/Wagering	0	0	0	0
		Gambling - Operating/Promoting	0	0	0	0
		Gambling - Equipment Violations	0	0	0	0
		Gambling - Sports Tampering	0	0	0	0
		Pornography/Obscene Material	0	0	0	0
		Prostitution	0	0	0	0
		Prostitution Assisting/Promoting	0	0	0	0
		Purchasing Prostitution	0	0	0	0
		Weapon Law Violations	4	4	4	0
		<b>Total Group A Offenses</b>	<b>649</b>	<b>386</b>	<b>284</b>	<b>1</b>

Domestic Violence Victims		
Offense	Reported	Cleared
Murder	0	0
Aggravated Assault	11	11
Simple Assault	42	37
Intimidation	9	6
Stalking	1	0
Forcible Rape	1	0
Forcible Sodomy	0	0
Sexual Assault W/Object	0	0
Forcible Fondling	0	0
Incest	0	0
Statutory Rape	0	0
Kidnapping/Abduction	0	0
<b>Total</b>	<b>64</b>	<b>54</b>

TIBRS Group B Arrests		
Offense	Adult	Juvenile
Bad Checks	3	0
Curfew/Vagrancy	0	0
Disorderly Conduct	4	0
DUI	20	0
Drunkenness	22	0
Family-Non Violent	3	0
Liquor Law Violations	1	0
Peeping Tom	0	0
Trespass	3	0
All Other Offenses	689	8
<b>Total Group B</b>	<b>745</b>	<b>8</b>



## Madison County Sheriff's Office - 2016

			Offenses		Arrests	
			Reported	Cleared	Adult	Juvenile
<b>2015 Population Estimate</b>	N/A	<b>TIBRS Group A Offenses</b>				
<b>Offense Overview</b>		<b>Crimes Against Persons</b>				
Offense Total	2,134	Murder	0	0	0	0
Number Cleared	1,192	Negligent Manslaughter	0	0	0	0
Percent Cleared	55.86 %	Negligent Vehicular Manslaughter	0	0	0	0
Group A Crimes per 100,000 population	N/A	Kidnapping/Abduction	10	10	6	0
		Forcible Rape	6	3	1	1
		Forcible Sodomy	1	0	0	0
		Sexual Assault W/Object	0	0	0	0
		Forcible Fondling	9	4	0	2
		Incest	0	0	0	0
		Statutory Rape	2	1	1	0
		Aggravated Assault	119	77	45	12
		Simple Assault	385	271	131	37
		Intimidation	117	42	4	2
		Stalking	7	4	0	0
		Commercial Sex Acts	0	0	0	0
		Involuntary Servitude	0	0	0	0
		<b>Crimes Against Property</b>				
		Arson	2	1	0	0
		Bribery	2	2	2	0
		Burglary	232	39	45	5
		Counterfeiting/Forgery	18	14	28	0
		Destruction/Damage/Vandalism	192	72	24	9
		Embezzlement	0	0	1	0
		Extortion/Blackmail	1	0	0	0
		Fraud - Computer Hacking/Invasion	0	0	0	0
		Fraud - Credit Card/ATM	28	1	0	0
		Fraud - False Pretenses	32	7	0	0
		Fraud - Identity Theft	7	2	0	0
		Fraud - Impersonation	17	7	15	0
		Fraud - Welfare	0	0	0	0
		Fraud - Wire	0	0	0	0
		Motor Vehicle Theft	43	14	2	0
		Robbery	4	0	0	0
		Stolen Property Offenses	8	7	5	0
		Theft - Pocket-picking	1	1	0	0
		Theft - Purse Snatching	0	0	0	0
		Theft - Shoplifting	17	5	2	2
		Theft From Building	86	23	2	0
		Theft From Coin Machine	0	0	0	0
		Theft From Motor Vehicle	72	8	2	1
		Theft of Motor Vehicle Parts	21	3	0	0
		Theft - All Other Larceny	113	17	24	2
		<b>Crimes Against Society</b>				
		Animal Cruelty	5	3	3	0
		Drug/Narcotic Violations	335	322	300	39
		Drug/Narcotic Equipment Violations	190	185	57	1
		Gambling - Betting/Wagering	0	0	0	0
		Gambling - Operating/Promoting	0	0	0	0
		Gambling - Equipment Violations	0	0	0	0
		Gambling - Sports Tampering	0	0	0	0
		Pornography/Obscene Material	4	0	0	0
		Prostitution	0	0	0	0
		Prostitution Assisting/Promoting	0	0	0	0
		Purchasing Prostitution	0	0	0	0
		Weapon Law Violations	48	47	16	5
		<b>Total Group A Offenses</b>	<b>2,134</b>	<b>1,192</b>	<b>716</b>	<b>118</b>

<b>Domestic Violence Victims</b>			
Offense	Reported	Cleared	
Murder	0	0	
Aggravated Assault	47	43	
Simple Assault	206	156	
Intimidation	30	9	
Stalking	6	4	
Forcible Rape	1	0	
Forcible Sodomy	1	0	
Sexual Assault W/Object	0	0	
Forcible Fondling	2	0	
Incest	0	0	
Statutory Rape	2	1	
Kidnapping/Abduction	10	10	
<b>Total</b>	<b>305</b>	<b>223</b>	

<b>TIBRS Group B Arrests</b>			
Offense	Adult	Juvenile	
Bad Checks	90	0	
Curfew/Vagrancy	0	0	
Disorderly Conduct	22	110	
DUI	166	1	
Drunkenness	33	1	
Family-Non Violent	1	0	
Liquor Law Violations	11	0	
Peeping Tom	0	1	
Trespass	3	1	
All Other Offenses	1,350	7	
<b>Total Group B</b>	<b>1,676</b>	<b>121</b>	



## Marion County Sheriff's Office - 2016

2015 Population Estimate	N/A	TIBRS Group A Offenses	Offenses		Arrests	
			Reported	Cleared	Adult	Juvenile
<b>Offense Overview</b>		<b>Crimes Against Persons</b>				
Offense Total	743	Murder	0	0	0	0
Number Cleared	323	Negligent Manslaughter	0	0	0	0
Percent Cleared	43.47 %	Negligent Vehicular Manslaughter	0	0	0	0
Group A Crimes per 100,000 population	N/A	Kidnapping/Abduction	0	0	0	0
		Forcible Rape	0	0	0	0
		Forcible Sodomy	0	0	0	0
		Sexual Assault W/Object	1	1	1	0
		Forcible Fondling	3	2	2	0
		Incest	0	0	0	0
		Statutory Rape	0	0	0	0
		Aggravated Assault	51	30	27	0
		Simple Assault	93	63	61	0
		Intimidation	66	15	15	0
		Stalking	1	1	1	0
		Commercial Sex Acts	0	0	0	0
		Involuntary Servitude	0	0	0	0
		<b>Crimes Against Property</b>				
		Arson	0	0	0	0
		Bribery	0	0	0	0
		Burglary	83	16	17	0
		Counterfeiting/Forgery	0	0	0	0
		Destruction/Damage/Vandalism	49	9	9	0
		Embezzlement	0	0	0	0
		Extortion/Blackmail	1	0	0	0
		Fraud - Computer Hacking/Invasion	0	0	0	0
		Fraud - Credit Card/ATM	10	2	2	0
		Fraud - False Pretenses	6	1	1	0
		Fraud - Identity Theft	0	0	0	0
		Fraud - Impersonation	15	2	2	0
		Fraud - Welfare	0	0	0	0
		Fraud - Wire	0	0	0	0
		Motor Vehicle Theft	52	15	14	0
		Robbery	1	0	0	0
		Stolen Property Offenses	1	0	0	0
		Theft - Pocket-picking	0	0	0	0
		Theft - Purse Snatching	1	0	0	0
		Theft - Shoplifting	3	1	1	0
		Theft From Building	9	2	2	0
		Theft From Coin Machine	0	0	0	0
		Theft From Motor Vehicle	35	4	4	0
		Theft of Motor Vehicle Parts	6	0	0	0
		Theft - All Other Larceny	84	16	18	0
		<b>Crimes Against Society</b>				
		Animal Cruelty	0	0	0	0
		Drug/Narcotic Violations	104	88	84	0
		Drug/Narcotic Equipment Violations	51	41	26	0
		Gambling - Betting/Wagering	0	0	0	0
		Gambling - Operating/Promoting	0	0	0	0
		Gambling - Equipment Violations	0	0	0	0
		Gambling - Sports Tampering	0	0	0	0
		Pornography/Obscene Material	1	1	1	0
		Prostitution	0	0	0	0
		Prostitution Assisting/Promoting	0	0	0	0
		Purchasing Prostitution	0	0	0	0
		Weapon Law Violations	16	13	7	0
		<b>Total Group A Offenses</b>	<b>743</b>	<b>323</b>	<b>295</b>	<b>0</b>

Domestic Violence Victims		
Offense	Reported	Cleared
Murder	0	0
Aggravated Assault	14	9
Simple Assault	28	20
Intimidation	14	3
Stalking	0	0
Forcible Rape	0	0
Forcible Sodomy	0	0
Sexual Assault W/Object	0	0
Forcible Fondling	1	1
Incest	0	0
Statutory Rape	0	0
Kidnapping/Abduction	0	0
<b>Total</b>	<b>57</b>	<b>33</b>

TIBRS Group B Arrests		
Offense	Adult	Juvenile
Bad Checks	5	0
Curfew/Vagrancy	0	0
Disorderly Conduct	49	0
DUI	13	0
Drunkenness	42	0
Family-Non Violent	4	0
Liquor Law Violations	4	0
Peeping Tom	0	0
Trespass	14	0
All Other Offenses	703	0
<b>Total Group B</b>	<b>834</b>	<b>0</b>



## Marshall County Sheriff's Office - 2016

			Offenses		Arrests	
			Reported	Cleared	Adult	Juvenile
<b>2015 Population Estimate</b>	N/A	<b>TIBRS Group A Offenses</b>				
<b>Offense Overview</b>		<b>Crimes Against Persons</b>				
Offense Total	320	Murder	0	0	0	0
Number Cleared	178	Negligent Manslaughter	0	0	0	0
Percent Cleared	55.63 %	Negligent Vehicular Manslaughter	0	0	0	0
Group A Crimes per 100,000 population	N/A	Kidnapping/Abduction	1	0	0	0
		Forcible Rape	0	0	0	0
		Forcible Sodomy	0	0	0	0
		Sexual Assault W/Object	0	0	0	0
		Forcible Fondling	4	2	2	0
		Incest	0	0	0	0
		Statutory Rape	0	0	0	0
		Aggravated Assault	23	23	13	1
		Simple Assault	102	78	56	7
		Intimidation	20	9	7	1
		Stalking	0	0	0	0
		Commercial Sex Acts	0	0	0	0
		Involuntary Servitude	0	0	0	0
		<b>Crimes Against Property</b>				
		Arson	0	0	0	0
		Bribery	0	0	0	0
		Burglary	19	6	9	0
		Counterfeiting/Forgery	0	0	0	0
		Destruction/Damage/Vandalism	35	4	1	0
		Embezzlement	0	0	0	0
		Extortion/Blackmail	0	0	0	0
		Fraud - Computer Hacking/Invasion	0	0	0	0
		Fraud - Credit Card/ATM	2	0	0	0
		Fraud - False Pretenses	9	4	4	0
		Fraud - Identity Theft	1	0	0	0
		Fraud - Impersonation	5	3	2	1
		Fraud - Welfare	0	0	0	0
		Fraud - Wire	0	0	0	0
		Motor Vehicle Theft	7	3	2	0
		Robbery	2	0	0	0
		Stolen Property Offenses	0	0	0	0
		Theft - Pocket-picking	0	0	0	0
		Theft - Purse Snatching	0	0	0	0
		Theft - Shoplifting	0	0	0	0
		Theft From Building	24	3	3	1
		Theft From Coin Machine	0	0	0	0
		Theft From Motor Vehicle	7	0	0	0
		Theft of Motor Vehicle Parts	0	0	0	0
		Theft - All Other Larceny	13	0	0	0
		<b>Crimes Against Society</b>				
		Animal Cruelty	0	0	0	0
		Drug/Narcotic Violations	29	28	21	10
		Drug/Narcotic Equipment Violations	9	9	2	2
		Gambling - Betting/Wagering	0	0	0	0
		Gambling - Operating/Promoting	0	0	0	0
		Gambling - Equipment Violations	0	0	0	0
		Gambling - Sports Tampering	0	0	0	0
		Pornography/Obscene Material	2	0	0	0
		Prostitution	0	0	0	0
		Prostitution Assisting/Promoting	0	0	0	0
		Purchasing Prostitution	0	0	0	0
		Weapon Law Violations	6	6	2	0
		<b>Total Group A Offenses</b>	<b>320</b>	<b>178</b>	<b>124</b>	<b>23</b>

<b>Domestic Violence Victims</b>				
Offense	Reported	Cleared		
Murder	0	0		
Aggravated Assault	15	15		
Simple Assault	66	59		
Intimidation	14	8		
Stalking	0	0		
Forcible Rape	0	0		
Forcible Sodomy	0	0		
Sexual Assault W/Object	0	0		
Forcible Fondling	3	1		
Incest	0	0		
Statutory Rape	0	0		
Kidnapping/Abduction	0	0		
<b>Total</b>	<b>98</b>	<b>83</b>		

<b>TIBRS Group B Arrests</b>				
Offense	Adult	Juvenile		
Bad Checks	10	0		
Curfew/Vagrancy	0	0		
Disorderly Conduct	3	2		
DUI	21	0		
Drunkenness	10	0		
Family-Non Violent	32	0		
Liquor Law Violations	3	1		
Peeping Tom	0	0		
Trespass	2	0		
All Other Offenses	350	1		
<b>Total Group B</b>	<b>431</b>	<b>4</b>		



## Maury County Sheriff's Office - 2016

			Offenses		Arrests	
			Reported	Cleared	Adult	Juvenile
<b>2015 Population Estimate</b>	N/A	<b>TIBRS Group A Offenses</b>				
<b>Offense Overview</b>		<b>Crimes Against Persons</b>				
Offense Total	1,708	Murder	2	2	1	0
Number Cleared	733	Negligent Manslaughter	0	0	0	0
Percent Cleared	42.92 %	Negligent Vehicular Manslaughter	0	0	0	0
Group A Crimes per 100,000 population	N/A	Kidnapping/Abduction	8	7	5	0
		Forcible Rape	15	1	0	0
		Forcible Sodomy	4	1	0	0
		Sexual Assault W/Object	0	0	0	0
		Forcible Fondling	39	6	4	2
		Incest	0	0	0	0
		Statutory Rape	6	0	0	0
		Aggravated Assault	105	67	49	2
		Simple Assault	329	190	98	54
		Intimidation	91	25	12	0
		Stalking	11	4	4	0
		Commercial Sex Acts	0	0	0	0
		Involuntary Servitude	0	0	0	0
		<b>Crimes Against Property</b>				
		Arson	4	0	0	0
		Bribery	0	0	0	0
		Burglary	103	10	6	2
		Counterfeiting/Forgery	5	1	1	0
		Destruction/Damage/Vandalism	170	31	8	9
		Embezzlement	0	0	0	0
		Extortion/Blackmail	1	0	0	0
		Fraud - Computer Hacking/Invasion	0	0	0	0
		Fraud - Credit Card/ATM	35	1	1	0
		Fraud - False Pretenses	38	1	1	0
		Fraud - Identity Theft	0	0	0	0
		Fraud - Impersonation	49	14	13	0
		Fraud - Welfare	0	0	0	0
		Fraud - Wire	0	0	0	0
		Motor Vehicle Theft	55	7	3	1
		Robbery	9	7	7	0
		Stolen Property Offenses	1	1	0	0
		Theft - Pocket-picking	0	0	0	0
		Theft - Purse Snatching	0	0	0	0
		Theft - Shoplifting	4	2	1	1
		Theft From Building	105	26	9	12
		Theft From Coin Machine	0	0	0	0
		Theft From Motor Vehicle	31	2	2	0
		Theft of Motor Vehicle Parts	26	0	0	0
		Theft - All Other Larceny	132	17	11	1
		<b>Crimes Against Society</b>				
		Animal Cruelty	6	1	1	0
		Drug/Narcotic Violations	213	205	192	39
		Drug/Narcotic Equipment Violations	93	91	21	2
		Gambling - Betting/Wagering	0	0	0	0
		Gambling - Operating/Promoting	0	0	0	0
		Gambling - Equipment Violations	0	0	0	0
		Gambling - Sports Tampering	0	0	0	0
		Pornography/Obscene Material	5	0	0	0
		Prostitution	0	0	0	0
		Prostitution Assisting/Promoting	0	0	0	0
		Purchasing Prostitution	0	0	0	0
		Weapon Law Violations	13	13	6	1
		<b>Total Group A Offenses</b>	<b>1,708</b>	<b>733</b>	<b>456</b>	<b>126</b>

<b>Domestic Violence Victims</b>				
Offense	Reported	Cleared		
Murder	1	1		
Aggravated Assault	48	43		
Simple Assault	164	98		
Intimidation	28	9		
Stalking	2	0		
Forcible Rape	6	0		
Forcible Sodomy	1	1		
Sexual Assault W/Object	0	0		
Forcible Fondling	22	3		
Incest	0	0		
Statutory Rape	1	0		
Kidnapping/Abduction	4	4		
<b>Total</b>	<b>277</b>	<b>159</b>		

<b>TIBRS Group B Arrests</b>				
Offense	Adult	Juvenile		
Bad Checks	21	0		
Curfew/Vagrancy	0	0		
Disorderly Conduct	4	19		
DUI	65	0		
Drunkenness	41	2		
Family-Non Violent	499	0		
Liquor Law Violations	5	6		
Peeping Tom	0	0		
Trespass	9	3		
All Other Offenses	1,491	17		
<b>Total Group B</b>	<b>2,135</b>	<b>47</b>		



## McMinn County Sheriff's Office - 2016

2015 Population Estimate	N/A	TIBRS Group A Offenses	Offenses		Arrests	
			Reported	Cleared	Adult	Juvenile
<b>Offense Overview</b>		<b>Crimes Against Persons</b>				
Offense Total	1,492	Murder	0	0	0	0
Number Cleared	510	Negligent Manslaughter	0	0	0	0
Percent Cleared	34.18 %	Negligent Vehicular Manslaughter	0	0	0	0
Group A Crimes per 100,000 population	N/A	Kidnapping/Abduction	1	1	1	0
		Forcible Rape	7	1	0	0
		Forcible Sodomy	1	0	0	0
		Sexual Assault W/Object	0	0	0	0
		Forcible Fondling	2	0	0	0
		Incest	0	0	0	0
		Statutory Rape	1	0	0	0
		Aggravated Assault	103	61	41	2
		Simple Assault	197	103	82	11
		Intimidation	54	16	10	0
		Stalking	3	2	2	0
		Commercial Sex Acts	0	0	0	0
		Involuntary Servitude	0	0	0	0
<b>Arrest Overview</b>		<b>Crimes Against Property</b>				
Total Arrests	980	Arson	8	3	1	0
Adult Arrests	954	Bribery	1	1	1	0
Juvenile Arrests	26	Burglary	199	28	22	2
Unknown Age	0	Counterfeiting/Forgery	11	3	1	0
Arrests per 100,000 population	N/A	Destruction/Damage/Vandalism	125	23	11	0
Average number offenses/incident	1.20	Embezzlement	2	0	0	0
		Extortion/Blackmail	1	1	0	0
		Fraud - Computer Hacking/Invasion	0	0	0	0
		Fraud - Credit Card/ATM	15	1	0	0
		Fraud - False Pretenses	6	0	0	0
		Fraud - Identity Theft	1	0	0	0
		Fraud - Impersonation	7	4	2	0
		Fraud - Welfare	0	0	0	0
		Fraud - Wire	1	1	0	1
		Motor Vehicle Theft	113	16	16	0
		Robbery	5	1	1	0
		Stolen Property Offenses	8	6	8	0
		Theft - Pocket-picking	0	0	0	0
		Theft - Purse Snatching	0	0	0	0
		Theft - Shoplifting	2	0	0	0
		Theft From Building	175	20	10	2
		Theft From Coin Machine	0	0	0	0
		Theft From Motor Vehicle	42	3	0	0
		Theft of Motor Vehicle Parts	24	0	0	0
		Theft - All Other Larceny	144	8	6	0
		<b>Crimes Against Society</b>				
		Animal Cruelty	0	0	0	0
		Drug/Narcotic Violations	117	108	110	4
		Drug/Narcotic Equipment Violations	83	76	15	1
		Gambling - Betting/Wagering	0	0	0	0
		Gambling - Operating/Promoting	0	0	0	0
		Gambling - Equipment Violations	0	0	0	0
		Gambling - Sports Tampering	0	0	0	0
		Pornography/Obscene Material	6	0	0	0
		Prostitution	0	0	0	0
		Prostitution Assisting/Promoting	0	0	0	0
		Purchasing Prostitution	0	0	0	0
		Weapon Law Violations	27	23	6	0
		<b>Total Group A Offenses</b>	<b>1,492</b>	<b>510</b>	<b>346</b>	<b>23</b>

Domestic Violence Victims		
Offense	Reported	Cleared
Murder	0	0
Aggravated Assault	47	32
Simple Assault	136	78
Intimidation	21	7
Stalking	2	2
Forcible Rape	3	1
Forcible Sodomy	1	0
Sexual Assault W/Object	0	0
Forcible Fondling	1	0
Incest	0	0
Statutory Rape	0	0
Kidnapping/Abduction	1	1
<b>Total</b>	<b>212</b>	<b>121</b>

TIBRS Group B Arrests		
Offense	Adult	Juvenile
Bad Checks	1	0
Curfew/Vagrancy	0	0
Disorderly Conduct	11	0
DUI	27	0
Drunkenness	22	0
Family-Non Violent	1	0
Liquor Law Violations	2	0
Peeping Tom	0	0
Trespass	11	1
All Other Offenses	533	2
<b>Total Group B</b>	<b>608</b>	<b>3</b>



## McNairy County Sheriff's Office - 2016

2015 Population Estimate	N/A	TIBRS Group A Offenses	Offenses		Arrests	
			Reported	Cleared	Adult	Juvenile
<b>Offense Overview</b>		<b>Crimes Against Persons</b>				
Offense Total	698	Murder	0	0	0	0
Number Cleared	283	Negligent Manslaughter	0	0	0	0
Percent Cleared	40.54 %	Negligent Vehicular Manslaughter	0	0	0	0
Group A Crimes per 100,000 population	N/A	Kidnapping/Abduction	0	0	0	0
		Forcible Rape	3	1	1	0
		Forcible Sodomy	1	0	0	0
		Sexual Assault W/Object	3	0	0	0
		Forcible Fondling	7	5	3	0
		Incest	0	0	0	0
		Statutory Rape	1	0	0	0
		Aggravated Assault	47	35	30	1
		Simple Assault	83	62	52	7
		Intimidation	6	3	1	0
		Stalking	2	0	0	0
		Commercial Sex Acts	0	0	0	0
		Involuntary Servitude	0	0	0	0
		<b>Crimes Against Property</b>				
		Arson	5	0	0	0
		Bribery	0	0	0	0
		Burglary	52	4	4	0
		Counterfeiting/Forgery	3	1	0	0
		Destruction/Damage/Vandalism	84	23	15	0
		Embezzlement	0	0	0	0
		Extortion/Blackmail	0	0	0	0
		Fraud - Computer Hacking/Invasion	0	0	0	0
		Fraud - Credit Card/ATM	9	1	1	0
		Fraud - False Pretenses	1	0	0	0
		Fraud - Identity Theft	0	0	0	0
		Fraud - Impersonation	4	1	1	0
		Fraud - Welfare	0	0	0	0
		Fraud - Wire	3	0	0	0
		Motor Vehicle Theft	46	15	15	1
		Robbery	0	0	0	0
		Stolen Property Offenses	0	0	0	0
		Theft - Pocket-picking	0	0	0	0
		Theft - Purse Snatching	0	0	0	0
		Theft - Shoplifting	12	5	4	1
		Theft From Building	57	7	10	0
		Theft From Coin Machine	0	0	0	0
		Theft From Motor Vehicle	29	1	0	0
		Theft of Motor Vehicle Parts	6	1	1	0
		Theft - All Other Larceny	127	19	20	0
		<b>Crimes Against Society</b>				
		Animal Cruelty	0	0	0	0
		Drug/Narcotic Violations	54	52	55	4
		Drug/Narcotic Equipment Violations	45	42	26	1
		Gambling - Betting/Wagering	0	0	0	0
		Gambling - Operating/Promoting	0	0	0	0
		Gambling - Equipment Violations	0	0	0	0
		Gambling - Sports Tampering	0	0	0	0
		Pornography/Obscene Material	2	0	0	0
		Prostitution	0	0	0	0
		Prostitution Assisting/Promoting	0	0	0	0
		Purchasing Prostitution	0	0	0	0
		Weapon Law Violations	6	5	1	0
		<b>Total Group A Offenses</b>	<b>698</b>	<b>283</b>	<b>240</b>	<b>15</b>

Domestic Violence Victims		
Offense	Reported	Cleared
Murder	0	0
Aggravated Assault	25	21
Simple Assault	51	44
Intimidation	2	1
Stalking	0	0
Forcible Rape	2	1
Forcible Sodomy	1	0
Sexual Assault W/Object	0	0
Forcible Fondling	3	2
Incest	0	0
Statutory Rape	0	0
Kidnapping/Abduction	0	0
<b>Total</b>	<b>84</b>	<b>69</b>

TIBRS Group B Arrests		
Offense	Adult	Juvenile
Bad Checks	3	0
Curfew/Vagrancy	0	0
Disorderly Conduct	6	0
DUI	7	1
Drunkenness	8	0
Family-Non Violent	45	0
Liquor Law Violations	0	0
Peeping Tom	0	0
Trespass	4	0
All Other Offenses	510	1
<b>Total Group B</b>	<b>583</b>	<b>2</b>



## Meigs County Sheriff's Office - 2016

2015 Population Estimate	N/A	TIBRS Group A Offenses	Offenses		Arrests	
			Reported	Cleared	Adult	Juvenile
<b>Offense Overview</b>		<b>Crimes Against Persons</b>				
Offense Total	555	Murder	1	0	0	0
Number Cleared	150	Negligent Manslaughter	0	0	0	0
Percent Cleared	27.03 %	Negligent Vehicular Manslaughter	0	0	0	0
Group A Crimes per 100,000 population	N/A	Kidnapping/Abduction	1	1	1	0
		Forcible Rape	2	0	0	0
		Forcible Sodomy	0	0	0	0
		Sexual Assault W/Object	0	0	0	0
		Forcible Fondling	4	1	0	0
		Incest	0	0	0	0
		Statutory Rape	0	0	0	0
		Aggravated Assault	35	16	16	0
		Simple Assault	67	35	29	1
		Intimidation	12	1	1	0
		Stalking	1	0	0	0
		Commercial Sex Acts	0	0	0	0
		Involuntary Servitude	0	0	0	0
		<b>Crimes Against Property</b>				
		Arson	2	0	0	0
		Bribery	0	0	0	0
		Burglary	82	6	10	0
		Counterfeiting/Forgery	5	0	0	0
		Destruction/Damage/Vandalism	49	5	0	0
		Embezzlement	1	0	0	0
		Extortion/Blackmail	0	0	0	0
		Fraud - Computer Hacking/Invasion	0	0	0	0
		Fraud - Credit Card/ATM	6	0	0	0
		Fraud - False Pretenses	2	0	0	0
		Fraud - Identity Theft	0	0	0	0
		Fraud - Impersonation	1	1	2	0
		Fraud - Welfare	1	0	0	0
		Fraud - Wire	4	0	0	0
		Motor Vehicle Theft	40	8	7	0
		Robbery	2	1	0	0
		Stolen Property Offenses	2	0	0	0
		Theft - Pocket-picking	0	0	0	0
		Theft - Purse Snatching	1	0	0	0
		Theft - Shoplifting	2	0	0	0
		Theft From Building	34	2	1	0
		Theft From Coin Machine	0	0	0	0
		Theft From Motor Vehicle	14	0	0	0
		Theft of Motor Vehicle Parts	15	0	0	0
		Theft - All Other Larceny	89	3	3	0
		<b>Crimes Against Society</b>				
		Animal Cruelty	1	0	0	0
		Drug/Narcotic Violations	42	36	41	0
		Drug/Narcotic Equipment Violations	30	29	5	0
		Gambling - Betting/Wagering	0	0	0	0
		Gambling - Operating/Promoting	0	0	0	0
		Gambling - Equipment Violations	0	0	0	0
		Gambling - Sports Tampering	0	0	0	0
		Pornography/Obscene Material	0	0	0	0
		Prostitution	0	0	0	0
		Prostitution Assisting/Promoting	0	0	0	0
		Purchasing Prostitution	0	0	0	0
		Weapon Law Violations	7	5	1	0
		<b>Total Group A Offenses</b>	<b>555</b>	<b>150</b>	<b>117</b>	<b>1</b>

Domestic Violence Victims		
Offense	Reported	Cleared
Murder	0	0
Aggravated Assault	25	12
Simple Assault	54	34
Intimidation	7	0
Stalking	0	0
Forcible Rape	0	0
Forcible Sodomy	0	0
Sexual Assault W/Object	0	0
Forcible Fondling	3	1
Incest	0	0
Statutory Rape	0	0
Kidnapping/Abduction	1	1
<b>Total</b>	<b>90</b>	<b>48</b>

TIBRS Group B Arrests		
Offense	Adult	Juvenile
Bad Checks	0	0
Curfew/Vagrancy	0	0
Disorderly Conduct	4	0
DUI	9	0
Drunkenness	10	0
Family-Non Violent	24	0
Liquor Law Violations	0	0
Peeping Tom	0	0
Trespass	6	0
All Other Offenses	258	0
<b>Total Group B</b>	<b>311</b>	<b>0</b>





# Metro Hartsville/Trousdale County Sheriff's Office - 2016

			Offenses		Arrests	
			Reported	Cleared	Adult	Juvenile
<b>2015 Population Estimate</b>	N/A	<b>TIBRS Group A Offenses</b>				
<b>Offense Overview</b>		<b>Crimes Against Persons</b>				
Offense Total	615	Murder	0	0	0	0
Number Cleared	296	Negligent Manslaughter	0	0	0	0
Percent Cleared	48.13 %	Negligent Vehicular Manslaughter	0	0	0	0
Group A Crimes per 100,000 population	N/A	Kidnapping/Abduction	0	0	0	0
		Forcible Rape	4	2	0	0
		Forcible Sodomy	0	0	0	0
		Sexual Assault W/Object	0	0	0	0
		Forcible Fondling	5	3	1	0
		Incest	0	0	0	0
		Statutory Rape	0	0	0	0
		Aggravated Assault	37	28	11	2
		Simple Assault	117	75	44	11
		Intimidation	15	9	4	1
		Stalking	5	2	1	0
		Commercial Sex Acts	0	0	0	0
		Involuntary Servitude	0	0	0	0
		<b>Crimes Against Property</b>				
		Arson	0	0	0	0
		Bribery	0	0	0	0
		Burglary	34	5	2	0
		Counterfeiting/Forgery	22	8	2	0
		Destruction/Damage/Vandalism	57	9	4	1
		Embezzlement	0	0	0	0
		Extortion/Blackmail	0	0	0	0
		Fraud - Computer Hacking/Invasion	0	0	0	0
		Fraud - Credit Card/ATM	11	0	0	0
		Fraud - False Pretenses	1	0	0	0
		Fraud - Identity Theft	0	0	0	0
		Fraud - Impersonation	25	6	4	0
		Fraud - Welfare	0	0	0	0
		Fraud - Wire	0	0	0	0
		Motor Vehicle Theft	14	6	4	0
		Robbery	0	0	0	0
		Stolen Property Offenses	2	1	1	0
		Theft - Pocket-picking	0	0	0	0
		Theft - Purse Snatching	0	0	0	0
		Theft - Shoplifting	20	17	19	0
		Theft From Building	31	3	2	0
		Theft From Coin Machine	0	0	0	0
		Theft From Motor Vehicle	23	2	0	0
		Theft of Motor Vehicle Parts	9	0	0	0
		Theft - All Other Larceny	78	24	8	2
		<b>Crimes Against Society</b>				
		Animal Cruelty	0	0	0	0
		Drug/Narcotic Violations	51	48	23	2
		Drug/Narcotic Equipment Violations	43	40	14	1
		Gambling - Betting/Wagering	0	0	0	0
		Gambling - Operating/Promoting	0	0	0	0
		Gambling - Equipment Violations	0	0	0	0
		Gambling - Sports Tampering	0	0	0	0
		Pornography/Obscene Material	3	0	0	0
		Prostitution	0	0	0	0
		Prostitution Assisting/Promoting	0	0	0	0
		Purchasing Prostitution	0	0	0	0
		Weapon Law Violations	8	8	3	0
		<b>Total Group A Offenses</b>	<b>615</b>	<b>296</b>	<b>147</b>	<b>20</b>

<b>Domestic Violence Victims</b>				
Offense	Reported	Cleared		
Murder	0	0		
Aggravated Assault	22	19		
Simple Assault	71	45		
Intimidation	2	2		
Stalking	1	1		
Forcible Rape	1	0		
Forcible Sodomy	0	0		
Sexual Assault W/Object	0	0		
Forcible Fondling	0	0		
Incest	0	0		
Statutory Rape	0	0		
Kidnapping/Abduction	0	0		
<b>Total</b>	<b>97</b>	<b>67</b>		

<b>TIBRS Group B Arrests</b>				
Offense	Adult	Juvenile		
Bad Checks	39	0		
Curfew/Vagrancy	0	0		
Disorderly Conduct	2	1		
DUI	46	0		
Drunkenness	33	0		
Family-Non Violent	1	1		
Liquor Law Violations	1	5		
Peeping Tom	0	0		
Trespass	9	0		
All Other Offenses	409	18		
<b>Total Group B</b>	<b>540</b>	<b>25</b>		



## Monroe County Sheriff's Office - 2016

2015 Population Estimate	N/A	TIBRS Group A Offenses	Offenses		Arrests	
			Reported	Cleared	Adult	Juvenile
<b>Offense Overview</b>		<b>Crimes Against Persons</b>				
Offense Total	1,830	Murder	0	0	0	0
Number Cleared	845	Negligent Manslaughter	0	0	0	0
Percent Cleared	46.17 %	Negligent Vehicular Manslaughter	0	0	0	0
Group A Crimes per 100,000 population	N/A	Kidnapping/Abduction	1	0	0	0
		Forcible Rape	4	2	1	0
		Forcible Sodomy	0	0	0	0
		Sexual Assault W/Object	2	0	0	0
		Forcible Fondling	5	2	1	0
		Incest	0	0	0	0
		Statutory Rape	0	0	0	0
		Aggravated Assault	149	112	57	2
		Simple Assault	358	285	111	8
		Intimidation	141	96	25	0
		Stalking	3	1	0	0
		Commercial Sex Acts	0	0	0	0
		Involuntary Servitude	0	0	0	0
<b>Arrest Overview</b>		<b>Crimes Against Property</b>				
Total Arrests	775	Arson	1	0	0	0
Adult Arrests	762	Bribery	0	0	0	0
Juvenile Arrests	13	Burglary	260	45	25	0
Unknown Age	0	Counterfeiting/Forgery	4	0	0	0
Arrests per 100,000 population	N/A	Destruction/Damage/Vandalism	178	37	15	1
Average number offenses/incident	1.12	Embezzlement	1	1	0	0
		Extortion/Blackmail	0	0	0	0
		Fraud - Computer Hacking/Invasion	0	0	0	0
		Fraud - Credit Card/ATM	4	3	2	0
		Fraud - False Pretenses	7	0	0	0
		Fraud - Identity Theft	1	0	0	0
		Fraud - Impersonation	0	0	0	0
		Fraud - Welfare	0	0	0	0
		Fraud - Wire	0	0	0	0
		Motor Vehicle Theft	117	41	24	0
		Robbery	5	4	5	0
		Stolen Property Offenses	0	0	0	0
		Theft - Pocket-picking	0	0	0	0
		Theft - Purse Snatching	1	1	1	0
		Theft - Shoplifting	2	1	0	0
		Theft From Building	94	31	11	0
		Theft From Coin Machine	0	0	0	0
		Theft From Motor Vehicle	81	11	2	0
		Theft of Motor Vehicle Parts	8	1	0	0
		Theft - All Other Larceny	324	98	38	0
		<b>Crimes Against Society</b>				
		Animal Cruelty	1	0	0	0
		Drug/Narcotic Violations	58	53	65	1
		Drug/Narcotic Equipment Violations	20	20	4	0
		Gambling - Betting/Wagering	0	0	0	0
		Gambling - Operating/Promoting	0	0	0	0
		Gambling - Equipment Violations	0	0	0	0
		Gambling - Sports Tampering	0	0	0	0
		Pornography/Obscene Material	0	0	0	0
		Prostitution	0	0	0	0
		Prostitution Assisting/Promoting	0	0	0	0
		Purchasing Prostitution	0	0	0	0
		Weapon Law Violations	0	0	0	0
		<b>Total Group A Offenses</b>	<b>1,830</b>	<b>845</b>	<b>387</b>	<b>12</b>

Domestic Violence Victims		
Offense	Reported	Cleared
Murder	0	0
Aggravated Assault	57	52
Simple Assault	237	193
Intimidation	51	37
Stalking	1	0
Forcible Rape	2	1
Forcible Sodomy	0	0
Sexual Assault W/Object	0	0
Forcible Fondling	1	1
Incest	0	0
Statutory Rape	0	0
Kidnapping/Abduction	0	0
<b>Total</b>	<b>349</b>	<b>284</b>

TIBRS Group B Arrests		
Offense	Adult	Juvenile
Bad Checks	0	0
Curfew/Vagrancy	0	0
Disorderly Conduct	1	0
DUI	28	0
Drunkenness	13	0
Family-Non Violent	16	0
Liquor Law Violations	0	1
Peeping Tom	0	0
Trespass	7	0
All Other Offenses	310	0
<b>Total Group B</b>	<b>375</b>	<b>1</b>



# Montgomery County Sheriff's Office - 2016

2015 Population Estimate	N/A	TIBRS Group A Offenses	Offenses		Arrests	
			Reported	Cleared	Adult	Juvenile
<b>Offense Overview</b>		<b>Crimes Against Persons</b>				
Offense Total	1,890	Murder	2	2	1	1
Number Cleared	839	Negligent Manslaughter	0	0	0	0
Percent Cleared	44.39 %	Negligent Vehicular Manslaughter	0	0	0	0
Group A Crimes per 100,000 population	N/A	Kidnapping/Abduction	2	2	1	0
		Forcible Rape	3	0	0	0
		Forcible Sodomy	2	0	0	0
		Sexual Assault W/Object	0	0	0	0
		Forcible Fondling	33	17	6	3
		Incest	0	0	0	0
		Statutory Rape	0	0	0	0
		Aggravated Assault	102	80	53	9
		Simple Assault	424	240	135	76
		Intimidation	102	12	8	3
		Stalking	12	6	4	0
		Commercial Sex Acts	0	0	0	0
		Involuntary Servitude	0	0	0	0
		<b>Crimes Against Property</b>				
		Arson	3	1	0	0
		Bribery	0	0	0	0
		Burglary	147	18	7	0
		Counterfeiting/Forgery	8	2	1	1
		Destruction/Damage/Vandalism	219	43	32	3
		Embezzlement	1	0	0	0
		Extortion/Blackmail	0	0	0	0
		Fraud - Computer Hacking/Invasion	0	0	0	0
		Fraud - Credit Card/ATM	2	0	0	0
		Fraud - False Pretenses	2	0	0	0
		Fraud - Identity Theft	0	0	0	0
		Fraud - Impersonation	16	9	8	0
		Fraud - Welfare	0	0	0	0
		Fraud - Wire	0	0	0	0
		Motor Vehicle Theft	38	15	8	2
		Robbery	4	0	0	0
		Stolen Property Offenses	0	0	0	0
		Theft - Pocket-picking	0	0	0	0
		Theft - Purse Snatching	0	0	0	0
		Theft - Shoplifting	19	6	8	0
		Theft From Building	235	36	7	18
		Theft From Coin Machine	0	0	0	0
		Theft From Motor Vehicle	50	3	1	3
		Theft of Motor Vehicle Parts	8	1	1	0
		Theft - All Other Larceny	98	7	7	2
		<b>Crimes Against Society</b>				
		Animal Cruelty	0	0	0	0
		Drug/Narcotic Violations	199	190	153	56
		Drug/Narcotic Equipment Violations	111	108	27	2
		Gambling - Betting/Wagering	0	0	0	0
		Gambling - Operating/Promoting	0	0	0	0
		Gambling - Equipment Violations	0	0	0	0
		Gambling - Sports Tampering	0	0	0	0
		Pornography/Obscene Material	6	0	0	0
		Prostitution	0	0	0	0
		Prostitution Assisting/Promoting	0	0	0	0
		Purchasing Prostitution	0	0	0	0
		Weapon Law Violations	42	41	12	25
		<b>Total Group A Offenses</b>	<b>1,890</b>	<b>839</b>	<b>480</b>	<b>204</b>

Domestic Violence Victims		
Offense	Reported	Cleared
Murder	2	2
Aggravated Assault	40	35
Simple Assault	190	149
Intimidation	37	7
Stalking	4	2
Forcible Rape	1	0
Forcible Sodomy	0	0
Sexual Assault W/Object	0	0
Forcible Fondling	10	6
Incest	0	0
Statutory Rape	0	0
Kidnapping/Abduction	2	2
<b>Total</b>	<b>286</b>	<b>203</b>

TIBRS Group B Arrests		
Offense	Adult	Juvenile
Bad Checks	25	0
Curfew/Vagrancy	0	4
Disorderly Conduct	23	112
DUI	123	0
Drunkenness	25	2
Family-Non Violent	1	0
Liquor Law Violations	26	23
Peeping Tom	0	0
Trespass	4	2
All Other Offenses	300	28
<b>Total Group B</b>	<b>527</b>	<b>171</b>



## Moore County Sheriff's Office - 2016

2015 Population Estimate	N/A	TIBRS Group A Offenses	Offenses		Arrests	
			Reported	Cleared	Adult	Juvenile
<b>Offense Overview</b>		<b>Crimes Against Persons</b>				
Offense Total	194	Murder	0	0	0	0
Number Cleared	63	Negligent Manslaughter	0	0	0	0
Percent Cleared	32.47 %	Negligent Vehicular Manslaughter	0	0	0	0
Group A Crimes per 100,000 population	N/A	Kidnapping/Abduction	0	0	0	0
		Forcible Rape	1	0	0	0
		Forcible Sodomy	0	0	0	0
		Sexual Assault W/Object	0	0	0	0
		Forcible Fondling	1	0	0	0
		Incest	0	0	0	0
		Statutory Rape	0	0	0	0
		Aggravated Assault	5	2	2	0
		Simple Assault	23	17	16	1
		Intimidation	11	0	0	0
		Stalking	0	0	0	0
		Commercial Sex Acts	0	0	0	0
		Involuntary Servitude	0	0	0	0
		<b>Crimes Against Property</b>				
		Arson	1	1	2	0
		Bribery	0	0	0	0
		Burglary	5	0	0	0
		Counterfeiting/Forgery	4	1	1	0
		Destruction/Damage/Vandalism	26	2	1	0
		Embezzlement	0	0	0	0
		Extortion/Blackmail	0	0	0	0
		Fraud - Computer Hacking/Invasion	0	0	0	0
		Fraud - Credit Card/ATM	1	0	0	0
		Fraud - False Pretenses	24	11	10	0
		Fraud - Identity Theft	1	1	1	0
		Fraud - Impersonation	1	0	0	0
		Fraud - Welfare	1	1	1	0
		Fraud - Wire	0	0	0	0
		Motor Vehicle Theft	1	0	0	0
		Robbery	1	0	0	0
		Stolen Property Offenses	0	0	0	0
		Theft - Pocket-picking	0	0	0	0
		Theft - Purse Snatching	0	0	0	0
		Theft - Shoplifting	4	1	1	0
		Theft From Building	13	2	3	0
		Theft From Coin Machine	0	0	0	0
		Theft From Motor Vehicle	4	1	0	1
		Theft of Motor Vehicle Parts	3	0	0	0
		Theft - All Other Larceny	37	5	4	0
		<b>Crimes Against Society</b>				
		Animal Cruelty	0	0	0	0
		Drug/Narcotic Violations	16	10	9	2
		Drug/Narcotic Equipment Violations	6	4	1	0
		Gambling - Betting/Wagering	0	0	0	0
		Gambling - Operating/Promoting	0	0	0	0
		Gambling - Equipment Violations	0	0	0	0
		Gambling - Sports Tampering	0	0	0	0
		Pornography/Obscene Material	2	2	2	0
		Prostitution	0	0	0	0
		Prostitution Assisting/Promoting	0	0	0	0
		Purchasing Prostitution	0	0	0	0
		Weapon Law Violations	2	2	1	0
		<b>Total Group A Offenses</b>	<b>194</b>	<b>63</b>	<b>55</b>	<b>4</b>

Domestic Violence Victims		
Offense	Reported	Cleared
Murder	0	0
Aggravated Assault	3	2
Simple Assault	14	12
Intimidation	7	0
Stalking	0	0
Forcible Rape	1	0
Forcible Sodomy	0	0
Sexual Assault W/Object	0	0
Forcible Fondling	0	0
Incest	0	0
Statutory Rape	0	0
Kidnapping/Abduction	0	0
<b>Total</b>	<b>25</b>	<b>14</b>

TIBRS Group B Arrests		
Offense	Adult	Juvenile
Bad Checks	2	0
Curfew/Vagrancy	0	0
Disorderly Conduct	1	2
DUI	27	0
Drunkenness	3	0
Family-Non Violent	0	0
Liquor Law Violations	0	0
Peeping Tom	0	0
Trespass	0	0
All Other Offenses	65	1
<b>Total Group B</b>	<b>98</b>	<b>3</b>



## Morgan County Sheriff's Office - 2016

2015 Population Estimate	N/A	TIBRS Group A Offenses	Offenses		Arrests	
			Reported	Cleared	Adult	Juvenile
<b>Offense Overview</b>		<b>Crimes Against Persons</b>				
Offense Total	753	Murder	2	1	1	0
Number Cleared	353	Negligent Manslaughter	0	0	0	0
Percent Cleared	46.88 %	Negligent Vehicular Manslaughter	0	0	0	0
Group A Crimes per 100,000 population	N/A	Kidnapping/Abduction	0	0	0	0
		Forcible Rape	3	1	1	0
		Forcible Sodomy	0	0	0	0
		Sexual Assault W/Object	0	0	0	0
		Forcible Fondling	0	0	0	0
		Incest	0	0	0	0
		Statutory Rape	3	0	0	0
		Aggravated Assault	42	25	18	0
		Simple Assault	102	78	68	2
		Intimidation	1	0	0	0
		Stalking	0	0	0	0
		Commercial Sex Acts	0	0	0	0
		Involuntary Servitude	0	0	0	0
		<b>Crimes Against Property</b>				
		Arson	2	0	0	0
		Bribery	0	0	0	0
		Burglary	121	5	5	0
		Counterfeiting/Forgery	6	3	1	0
		Destruction/Damage/Vandalism	42	7	6	0
		Embezzlement	0	0	0	0
		Extortion/Blackmail	0	0	0	0
		Fraud - Computer Hacking/Invasion	0	0	0	0
		Fraud - Credit Card/ATM	7	0	0	0
		Fraud - False Pretenses	4	2	0	0
		Fraud - Identity Theft	1	0	0	0
		Fraud - Impersonation	2	2	1	0
		Fraud - Welfare	0	0	0	0
		Fraud - Wire	0	0	0	0
		Motor Vehicle Theft	44	5	6	1
		Robbery	4	1	1	0
		Stolen Property Offenses	1	0	0	0
		Theft - Pocket-picking	0	0	0	0
		Theft - Purse Snatching	0	0	0	0
		Theft - Shoplifting	16	9	7	0
		Theft From Building	63	13	9	0
		Theft From Coin Machine	0	0	0	0
		Theft From Motor Vehicle	16	3	3	0
		Theft of Motor Vehicle Parts	3	0	0	0
		Theft - All Other Larceny	76	9	8	0
		<b>Crimes Against Society</b>				
		Animal Cruelty	0	0	0	0
		Drug/Narcotic Violations	106	104	111	0
		Drug/Narcotic Equipment Violations	82	82	37	0
		Gambling - Betting/Wagering	0	0	0	0
		Gambling - Operating/Promoting	0	0	0	0
		Gambling - Equipment Violations	0	0	0	0
		Gambling - Sports Tampering	0	0	0	0
		Pornography/Obscene Material	1	0	0	0
		Prostitution	0	0	0	0
		Prostitution Assisting/Promoting	0	0	0	0
		Purchasing Prostitution	0	0	0	0
		Weapon Law Violations	3	3	1	0
		<b>Total Group A Offenses</b>	<b>753</b>	<b>353</b>	<b>284</b>	<b>3</b>

Domestic Violence Victims		
Offense	Reported	Cleared
Murder	1	1
Aggravated Assault	21	14
Simple Assault	76	59
Intimidation	1	0
Stalking	0	0
Forcible Rape	1	0
Forcible Sodomy	0	0
Sexual Assault W/Object	0	0
Forcible Fondling	0	0
Incest	0	0
Statutory Rape	0	0
Kidnapping/Abduction	0	0
<b>Total</b>	<b>100</b>	<b>74</b>

TIBRS Group B Arrests		
Offense	Adult	Juvenile
Bad Checks	0	0
Curfew/Vagrancy	0	0
Disorderly Conduct	4	2
DUI	11	0
Drunkenness	10	0
Family-Non Violent	0	0
Liquor Law Violations	1	0
Peeping Tom	0	0
Trespass	12	0
All Other Offenses	434	0
<b>Total Group B</b>	<b>472</b>	<b>2</b>



## Obion County Sheriff's Office - 2016

2015 Population Estimate	N/A	TIBRS Group A Offenses	Offenses		Arrests	
			Reported	Cleared	Adult	Juvenile
<b>Offense Overview</b>		<b>Crimes Against Persons</b>				
Offense Total	528	Murder	0	0	0	0
Number Cleared	224	Negligent Manslaughter	0	0	0	0
Percent Cleared	42.42 %	Negligent Vehicular Manslaughter	0	0	0	0
Group A Crimes per 100,000 population	N/A	Kidnapping/Abduction	0	0	0	0
		Forcible Rape	4	1	1	0
		Forcible Sodomy	1	0	0	0
		Sexual Assault W/Object	0	0	0	0
		Forcible Fondling	1	1	1	0
		Incest	0	0	0	0
		Statutory Rape	0	0	0	0
		Aggravated Assault	35	26	28	2
		Simple Assault	71	43	33	8
		Intimidation	19	4	3	0
		Stalking	0	0	0	0
		Commercial Sex Acts	0	0	0	0
		Involuntary Servitude	0	0	0	0
		<b>Crimes Against Property</b>				
		Arson	4	1	1	0
		Bribery	0	0	0	0
		Burglary	48	7	9	0
		Counterfeiting/Forgery	2	2	0	0
		Destruction/Damage/Vandalism	46	8	2	2
		Embezzlement	3	1	1	0
		Extortion/Blackmail	0	0	0	0
		Fraud - Computer Hacking/Invasion	0	0	0	0
		Fraud - Credit Card/ATM	3	1	1	0
		Fraud - False Pretenses	8	1	1	0
		Fraud - Identity Theft	1	0	0	0
		Fraud - Impersonation	1	0	0	0
		Fraud - Welfare	0	0	0	0
		Fraud - Wire	0	0	0	0
		Motor Vehicle Theft	14	2	2	0
		Robbery	0	0	0	0
		Stolen Property Offenses	0	0	0	0
		Theft - Pocket-picking	0	0	0	0
		Theft - Purse Snatching	0	0	0	0
		Theft - Shoplifting	0	0	0	0
		Theft From Building	66	13	13	1
		Theft From Coin Machine	0	0	0	0
		Theft From Motor Vehicle	22	3	3	0
		Theft of Motor Vehicle Parts	15	1	3	0
		Theft - All Other Larceny	53	4	5	0
		<b>Crimes Against Society</b>				
		Animal Cruelty	3	1	1	0
		Drug/Narcotic Violations	65	63	65	12
		Drug/Narcotic Equipment Violations	36	35	4	0
		Gambling - Betting/Wagering	0	0	0	0
		Gambling - Operating/Promoting	0	0	0	0
		Gambling - Equipment Violations	0	0	0	0
		Gambling - Sports Tampering	0	0	0	0
		Pornography/Obscene Material	0	0	0	0
		Prostitution	0	0	0	0
		Prostitution Assisting/Promoting	0	0	0	0
		Purchasing Prostitution	0	0	0	0
		Weapon Law Violations	7	6	0	2
		<b>Total Group A Offenses</b>	<b>528</b>	<b>224</b>	<b>177</b>	<b>27</b>

Domestic Violence Victims		
Offense	Reported	Cleared
Murder	0	0
Aggravated Assault	20	16
Simple Assault	49	33
Intimidation	6	2
Stalking	0	0
Forcible Rape	2	1
Forcible Sodomy	0	0
Sexual Assault W/Object	0	0
Forcible Fondling	1	1
Incest	0	0
Statutory Rape	0	0
Kidnapping/Abduction	0	0
<b>Total</b>	<b>78</b>	<b>53</b>

TIBRS Group B Arrests		
Offense	Adult	Juvenile
Bad Checks	17	0
Curfew/Vagrancy	0	0
Disorderly Conduct	4	7
DUI	10	0
Drunkenness	7	0
Family-Non Violent	1	0
Liquor Law Violations	0	1
Peeping Tom	0	0
Trespass	4	0
All Other Offenses	153	2
<b>Total Group B</b>	<b>196</b>	<b>10</b>



## Overton County Sheriff's Office - 2016

2015 Population Estimate	N/A	TIBRS Group A Offenses	Offenses		Arrests	
			Reported	Cleared	Adult	Juvenile
<b>Offense Overview</b>		<b>Crimes Against Persons</b>				
Offense Total	439	Murder	0	0	0	0
Number Cleared	191	Negligent Manslaughter	0	0	0	0
Percent Cleared	43.51 %	Negligent Vehicular Manslaughter	0	0	0	0
Group A Crimes per 100,000 population	N/A	Kidnapping/Abduction	1	1	0	0
		Forcible Rape	2	1	1	0
		Forcible Sodomy	0	0	0	0
		Sexual Assault W/Object	0	0	0	0
		Forcible Fondling	2	0	0	0
		Incest	0	0	0	0
<b>Arrest Overview</b>		Statutory Rape	0	0	0	0
Total Arrests	543	Aggravated Assault	16	14	15	0
Adult Arrests	534	Simple Assault	65	61	57	5
Juvenile Arrests	9	Intimidation	2	1	1	0
Unknown Age	0	Stalking	0	0	0	0
Arrests per 100,000 population	N/A	Commercial Sex Acts	0	0	0	0
Average number offenses/incident	1.08	Involuntary Servitude	0	0	0	0
		<b>Crimes Against Property</b>				
		Arson	3	2	2	0
		Bribery	0	0	0	0
		Burglary	31	8	8	0
		Counterfeiting/Forgery	1	0	0	0
		Destruction/Damage/Vandalism	44	6	8	0
		Embezzlement	0	0	0	0
		Extortion/Blackmail	0	0	0	0
		Fraud - Computer Hacking/Invasion	0	0	0	0
		Fraud - Credit Card/ATM	5	1	1	0
		Fraud - False Pretenses	3	0	0	0
		Fraud - Identity Theft	0	0	0	0
		Fraud - Impersonation	3	3	3	0
		Fraud - Welfare	0	0	0	0
		Fraud - Wire	0	0	0	0
		Motor Vehicle Theft	11	4	3	0
		Robbery	0	0	0	0
		Stolen Property Offenses	3	0	0	0
		Theft - Pocket-picking	0	0	0	0
		Theft - Purse Snatching	0	0	0	0
		Theft - Shoplifting	2	1	1	0
		Theft From Building	17	3	3	0
		Theft From Coin Machine	1	0	0	0
		Theft From Motor Vehicle	19	2	2	0
		Theft of Motor Vehicle Parts	3	2	0	0
		Theft - All Other Larceny	132	18	16	0
		<b>Crimes Against Society</b>				
		Animal Cruelty	1	0	0	0
		Drug/Narcotic Violations	45	40	36	2
		Drug/Narcotic Equipment Violations	26	22	11	0
		Gambling - Betting/Wagering	0	0	0	0
		Gambling - Operating/Promoting	0	0	0	0
		Gambling - Equipment Violations	0	0	0	0
		Gambling - Sports Tampering	0	0	0	0
		Pornography/Obscene Material	0	0	0	0
		Prostitution	0	0	0	0
		Prostitution Assisting/Promoting	0	0	0	0
		Purchasing Prostitution	0	0	0	0
		Weapon Law Violations	1	1	0	0
		<b>Total Group A Offenses</b>	<b>439</b>	<b>191</b>	<b>168</b>	<b>7</b>

Domestic Violence Victims		
Offense	Reported	Cleared
Murder	0	0
Aggravated Assault	13	12
Simple Assault	51	50
Intimidation	1	1
Stalking	0	0
Forcible Rape	1	0
Forcible Sodomy	0	0
Sexual Assault W/Object	0	0
Forcible Fondling	1	0
Incest	0	0
Statutory Rape	0	0
Kidnapping/Abduction	0	0
<b>Total</b>	<b>67</b>	<b>63</b>

TIBRS Group B Arrests		
Offense	Adult	Juvenile
Bad Checks	1	0
Curfew/Vagrancy	0	0
Disorderly Conduct	11	2
DUI	46	0
Drunkenness	26	0
Family-Non Violent	1	0
Liquor Law Violations	1	0
Peeping Tom	0	0
Trespass	3	0
All Other Offenses	277	0
<b>Total Group B</b>	<b>366</b>	<b>2</b>



## Perry County Sheriff's Office - 2016

2015 Population Estimate	N/A	TIBRS Group A Offenses	Offenses		Arrests	
			Reported	Cleared	Adult	Juvenile
<b>Offense Overview</b>		<b>Crimes Against Persons</b>				
Offense Total	304	Murder	0	0	0	0
Number Cleared	122	Negligent Manslaughter	0	0	0	0
Percent Cleared	40.13 %	Negligent Vehicular Manslaughter	0	0	0	0
Group A Crimes per 100,000 population	N/A	Kidnapping/Abduction	0	0	0	0
		Forcible Rape	1	0	0	0
		Forcible Sodomy	1	0	0	0
		Sexual Assault W/Object	0	0	0	0
		Forcible Fondling	0	0	0	0
		Incest	0	0	0	0
		Statutory Rape	0	0	0	0
		Aggravated Assault	16	12	7	0
		Simple Assault	40	26	18	0
		Intimidation	9	2	2	0
		Stalking	1	1	1	0
		Commercial Sex Acts	0	0	0	0
		Involuntary Servitude	0	0	0	0
		<b>Crimes Against Property</b>				
		Arson	1	0	0	0
		Bribery	0	0	0	0
		Burglary	38	2	2	0
		Counterfeiting/Forgery	5	0	0	0
		Destruction/Damage/Vandalism	23	7	2	0
		Embezzlement	0	0	0	0
		Extortion/Blackmail	0	0	0	0
		Fraud - Computer Hacking/Invasion	0	0	0	0
		Fraud - Credit Card/ATM	31	0	0	0
		Fraud - False Pretenses	1	1	1	0
		Fraud - Identity Theft	0	0	0	0
		Fraud - Impersonation	3	0	0	0
		Fraud - Welfare	0	0	0	0
		Fraud - Wire	0	0	0	0
		Motor Vehicle Theft	10	3	2	0
		Robbery	1	0	0	0
		Stolen Property Offenses	0	0	0	0
		Theft - Pocket-picking	0	0	0	0
		Theft - Purse Snatching	0	0	0	0
		Theft - Shoplifting	4	3	3	0
		Theft From Building	13	1	1	0
		Theft From Coin Machine	0	0	0	0
		Theft From Motor Vehicle	6	1	0	1
		Theft of Motor Vehicle Parts	0	0	0	0
		Theft - All Other Larceny	36	1	1	0
		<b>Crimes Against Society</b>				
		Animal Cruelty	0	0	0	0
		Drug/Narcotic Violations	33	32	29	2
		Drug/Narcotic Equipment Violations	24	23	4	0
		Gambling - Betting/Wagering	0	0	0	0
		Gambling - Operating/Promoting	0	0	0	0
		Gambling - Equipment Violations	0	0	0	0
		Gambling - Sports Tampering	0	0	0	0
		Pornography/Obscene Material	0	0	0	0
		Prostitution	0	0	0	0
		Prostitution Assisting/Promoting	0	0	0	0
		Purchasing Prostitution	0	0	0	0
		Weapon Law Violations	7	7	5	0
		<b>Total Group A Offenses</b>	<b>304</b>	<b>122</b>	<b>78</b>	<b>3</b>

Domestic Violence Victims		
Offense	Reported	Cleared
Murder	0	0
Aggravated Assault	2	1
Simple Assault	26	17
Intimidation	6	2
Stalking	0	0
Forcible Rape	0	0
Forcible Sodomy	0	0
Sexual Assault W/Object	0	0
Forcible Fondling	0	0
Incest	0	0
Statutory Rape	0	0
Kidnapping/Abduction	0	0
<b>Total</b>	<b>34</b>	<b>20</b>

TIBRS Group B Arrests		
Offense	Adult	Juvenile
Bad Checks	2	0
Curfew/Vagrancy	0	0
Disorderly Conduct	1	0
DUI	15	0
Drunkenness	18	0
Family-Non Violent	2	0
Liquor Law Violations	0	0
Peeping Tom	0	0
Trespass	5	0
All Other Offenses	48	1
<b>Total Group B</b>	<b>91</b>	<b>1</b>





## Pickett County Sheriff's Office - 2016

2015 Population Estimate	N/A	TIBRS Group A Offenses	Offenses		Arrests	
			Reported	Cleared	Adult	Juvenile
<b>Offense Overview</b>		<b>Crimes Against Persons</b>				
Offense Total	175	Murder	0	0	0	0
Number Cleared	92	Negligent Manslaughter	0	0	0	0
Percent Cleared	52.57 %	Negligent Vehicular Manslaughter	0	0	0	0
Group A Crimes per 100,000 population	N/A	Kidnapping/Abduction	1	1	0	0
		Forcible Rape	3	0	0	0
		Forcible Sodomy	0	0	0	0
		Sexual Assault W/Object	0	0	0	0
		Forcible Fondling	2	2	1	0
		Incest	0	0	0	0
		Statutory Rape	0	0	0	0
		Aggravated Assault	14	10	4	0
		Simple Assault	24	24	23	0
		Intimidation	3	2	2	0
		Stalking	0	0	0	0
		Commercial Sex Acts	0	0	0	0
		Involuntary Servitude	0	0	0	0
		<b>Crimes Against Property</b>				
		Arson	2	1	0	1
		Bribery	0	0	0	0
		Burglary	10	0	0	0
		Counterfeiting/Forgery	2	1	1	0
		Destruction/Damage/Vandalism	11	1	0	0
		Embezzlement	0	0	0	0
		Extortion/Blackmail	0	0	0	0
		Fraud - Computer Hacking/Invasion	0	0	0	0
		Fraud - Credit Card/ATM	0	0	0	0
		Fraud - False Pretenses	3	1	0	0
		Fraud - Identity Theft	0	0	0	0
		Fraud - Impersonation	1	0	0	0
		Fraud - Welfare	0	0	0	0
		Fraud - Wire	0	0	0	0
		Motor Vehicle Theft	8	3	2	0
		Robbery	0	0	0	0
		Stolen Property Offenses	1	1	0	0
		Theft - Pocket-picking	0	0	0	0
		Theft - Purse Snatching	0	0	0	0
		Theft - Shoplifting	0	0	0	0
		Theft From Building	11	1	1	0
		Theft From Coin Machine	0	0	0	0
		Theft From Motor Vehicle	2	0	0	0
		Theft of Motor Vehicle Parts	2	0	0	0
		Theft - All Other Larceny	21	4	5	0
		<b>Crimes Against Society</b>				
		Animal Cruelty	0	0	0	0
		Drug/Narcotic Violations	36	22	26	0
		Drug/Narcotic Equipment Violations	16	16	3	0
		Gambling - Betting/Wagering	0	0	0	0
		Gambling - Operating/Promoting	0	0	0	0
		Gambling - Equipment Violations	0	0	0	0
		Gambling - Sports Tampering	0	0	0	0
		Pornography/Obscene Material	0	0	0	0
		Prostitution	0	0	0	0
		Prostitution Assisting/Promoting	0	0	0	0
		Purchasing Prostitution	0	0	0	0
		Weapon Law Violations	2	2	1	0
		<b>Total Group A Offenses</b>	<b>175</b>	<b>92</b>	<b>69</b>	<b>1</b>

Domestic Violence Victims		
Offense	Reported	Cleared
Murder	0	0
Aggravated Assault	2	2
Simple Assault	21	21
Intimidation	2	2
Stalking	0	0
Forcible Rape	0	0
Forcible Sodomy	0	0
Sexual Assault W/Object	0	0
Forcible Fondling	0	0
Incest	0	0
Statutory Rape	0	0
Kidnapping/Abduction	1	1
<b>Total</b>	<b>26</b>	<b>26</b>

TIBRS Group B Arrests		
Offense	Adult	Juvenile
Bad Checks	2	0
Curfew/Vagrancy	0	0
Disorderly Conduct	1	0
DUI	21	0
Drunkenness	8	0
Family-Non Violent	2	0
Liquor Law Violations	1	0
Peeping Tom	0	0
Trespass	2	0
All Other Offenses	73	0
<b>Total Group B</b>	<b>110</b>	<b>0</b>



# Polk County Sheriff's Office - 2016

2015 Population Estimate	N/A	TIBRS Group A Offenses	Offenses		Arrests	
			Reported	Cleared	Adult	Juvenile
<b>Offense Overview</b>		<b>Crimes Against Persons</b>				
Offense Total	954	Murder	0	0	0	0
Number Cleared	461	Negligent Manslaughter	0	0	0	0
Percent Cleared	48.32 %	Negligent Vehicular Manslaughter	0	0	0	0
Group A Crimes per 100,000 population	N/A	Kidnapping/Abduction	1	0	0	0
		Forcible Rape	1	1	1	0
		Forcible Sodomy	0	0	0	0
		Sexual Assault W/Object	0	0	0	0
		Forcible Fondling	1	0	0	0
		Incest	0	0	0	0
		Statutory Rape	1	0	0	0
		Aggravated Assault	32	28	18	0
		Simple Assault	111	70	55	6
		Intimidation	10	8	7	0
		Stalking	0	0	0	0
		Commercial Sex Acts	0	0	0	0
		Involuntary Servitude	0	0	0	0
		<b>Crimes Against Property</b>				
		Arson	2	2	0	1
		Bribery	0	0	0	0
		Burglary	137	21	25	2
		Counterfeiting/Forgery	3	2	2	0
		Destruction/Damage/Vandalism	82	13	7	1
		Embezzlement	0	0	0	0
		Extortion/Blackmail	0	0	0	0
		Fraud - Computer Hacking/Invasion	0	0	0	0
		Fraud - Credit Card/ATM	13	0	0	0
		Fraud - False Pretenses	1	0	0	0
		Fraud - Identity Theft	2	0	0	0
		Fraud - Impersonation	2	1	1	0
		Fraud - Welfare	0	0	0	0
		Fraud - Wire	0	0	0	0
		Motor Vehicle Theft	56	12	11	1
		Robbery	1	1	1	0
		Stolen Property Offenses	0	0	0	0
		Theft - Pocket-picking	0	0	0	0
		Theft - Purse Snatching	0	0	0	0
		Theft - Shoplifting	23	11	10	1
		Theft From Building	31	6	3	1
		Theft From Coin Machine	0	0	0	0
		Theft From Motor Vehicle	24	7	7	0
		Theft of Motor Vehicle Parts	1	0	0	0
		Theft - All Other Larceny	130	15	11	0
		<b>Crimes Against Society</b>				
		Animal Cruelty	2	1	1	0
		Drug/Narcotic Violations	158	147	150	2
		Drug/Narcotic Equipment Violations	111	102	34	1
		Gambling - Betting/Wagering	0	0	0	0
		Gambling - Operating/Promoting	0	0	0	0
		Gambling - Equipment Violations	0	0	0	0
		Gambling - Sports Tampering	0	0	0	0
		Pornography/Obscene Material	1	0	0	0
		Prostitution	0	0	0	0
		Prostitution Assisting/Promoting	0	0	0	0
		Purchasing Prostitution	0	0	0	0
		Weapon Law Violations	17	13	3	0
		<b>Total Group A Offenses</b>	<b>954</b>	<b>461</b>	<b>347</b>	<b>16</b>

Domestic Violence Victims		
Offense	Reported	Cleared
Murder	0	0
Aggravated Assault	11	10
Simple Assault	89	59
Intimidation	7	6
Stalking	0	0
Forcible Rape	0	0
Forcible Sodomy	0	0
Sexual Assault W/Object	0	0
Forcible Fondling	1	0
Incest	0	0
Statutory Rape	0	0
Kidnapping/Abduction	1	0
<b>Total</b>	<b>109</b>	<b>75</b>

TIBRS Group B Arrests		
Offense	Adult	Juvenile
Bad Checks	0	0
Curfew/Vagrancy	0	0
Disorderly Conduct	11	1
DUI	22	0
Drunkenness	21	0
Family-Non Violent	3	0
Liquor Law Violations	0	4
Peeping Tom	0	0
Trespass	4	2
All Other Offenses	438	26
<b>Total Group B</b>	<b>499</b>	<b>33</b>



## Putnam County Sheriff's Office - 2016

2015 Population Estimate	N/A	TIBRS Group A Offenses	Offenses		Arrests	
			Reported	Cleared	Adult	Juvenile
<b>Offense Overview</b>		<b>Crimes Against Persons</b>				
Offense Total	1,254	Murder	0	0	0	0
Number Cleared	379	Negligent Manslaughter	0	0	0	0
Percent Cleared	30.22 %	Negligent Vehicular Manslaughter	0	0	0	0
Group A Crimes per 100,000 population	N/A	Kidnapping/Abduction	4	2	2	0
		Forcible Rape	10	1	1	0
		Forcible Sodomy	3	0	0	0
		Sexual Assault W/Object	7	0	0	0
		Forcible Fondling	7	0	0	0
		Incest	0	0	0	0
		Statutory Rape	3	0	0	0
		Aggravated Assault	91	77	61	4
		Simple Assault	134	105	91	5
		Intimidation	30	9	8	0
		Stalking	2	1	1	0
		Commercial Sex Acts	0	0	0	0
		Involuntary Servitude	0	0	0	0
		<b>Crimes Against Property</b>				
		Arson	5	1	1	0
		Bribery	1	0	0	0
		Burglary	67	3	2	0
		Counterfeiting/Forgery	16	3	2	0
		Destruction/Damage/Vandalism	155	7	4	2
		Embezzlement	0	0	0	0
		Extortion/Blackmail	2	0	0	0
		Fraud - Computer Hacking/Invasion	0	0	0	0
		Fraud - Credit Card/ATM	27	0	0	0
		Fraud - False Pretenses	38	0	0	0
		Fraud - Identity Theft	0	0	0	0
		Fraud - Impersonation	23	2	2	0
		Fraud - Welfare	1	0	0	0
		Fraud - Wire	11	0	0	0
		Motor Vehicle Theft	53	5	4	0
		Robbery	1	0	0	0
		Stolen Property Offenses	2	0	0	0
		Theft - Pocket-picking	0	0	0	0
		Theft - Purse Snatching	0	0	0	0
		Theft - Shoplifting	6	3	3	0
		Theft From Building	159	1	1	0
		Theft From Coin Machine	0	0	0	0
		Theft From Motor Vehicle	78	1	1	0
		Theft of Motor Vehicle Parts	9	0	0	0
		Theft - All Other Larceny	130	4	4	0
		<b>Crimes Against Society</b>				
		Animal Cruelty	0	0	0	0
		Drug/Narcotic Violations	126	111	111	8
		Drug/Narcotic Equipment Violations	44	35	26	0
		Gambling - Betting/Wagering	0	0	0	0
		Gambling - Operating/Promoting	0	0	0	0
		Gambling - Equipment Violations	0	0	0	0
		Gambling - Sports Tampering	0	0	0	0
		Pornography/Obscene Material	2	1	1	0
		Prostitution	0	0	0	0
		Prostitution Assisting/Promoting	0	0	0	0
		Purchasing Prostitution	0	0	0	0
		Weapon Law Violations	7	7	3	0
		<b>Total Group A Offenses</b>	<b>1,254</b>	<b>379</b>	<b>329</b>	<b>19</b>

Domestic Violence Victims		
Offense	Reported	Cleared
Murder	0	0
Aggravated Assault	58	52
Simple Assault	102	90
Intimidation	16	9
Stalking	2	1
Forcible Rape	3	1
Forcible Sodomy	1	0
Sexual Assault W/Object	2	0
Forcible Fondling	3	0
Incest	0	0
Statutory Rape	0	0
Kidnapping/Abduction	2	1
<b>Total</b>	<b>189</b>	<b>154</b>

TIBRS Group B Arrests		
Offense	Adult	Juvenile
Bad Checks	38	0
Curfew/Vagrancy	0	0
Disorderly Conduct	7	16
DUI	48	0
Drunkenness	31	0
Family-Non Violent	2	2
Liquor Law Violations	7	0
Peeping Tom	0	0
Trespass	6	1
All Other Offenses	1,959	49
<b>Total Group B</b>	<b>2,098</b>	<b>68</b>



## Rhea County Sheriff's Office - 2016

2015 Population Estimate	N/A	TIBRS Group A Offenses	Offenses		Arrests	
			Reported	Cleared	Adult	Juvenile
<b>Offense Overview</b>		<b>Crimes Against Persons</b>				
Offense Total	1,003	Murder	0	0	0	0
Number Cleared	616	Negligent Manslaughter	0	0	0	0
Percent Cleared	61.42 %	Negligent Vehicular Manslaughter	0	0	0	0
Group A Crimes per 100,000 population	N/A	Kidnapping/Abduction	1	1	1	0
		Forcible Rape	5	2	2	0
		Forcible Sodomy	0	0	0	0
		Sexual Assault W/Object	0	0	0	0
		Forcible Fondling	9	2	2	0
		Incest	0	0	0	0
		Statutory Rape	0	0	0	0
		Aggravated Assault	39	26	21	0
		Simple Assault	151	99	91	5
		Intimidation	33	10	9	1
		Stalking	2	0	0	0
		Commercial Sex Acts	0	0	0	0
		Involuntary Servitude	0	0	0	0
		<b>Crimes Against Property</b>				
		Arson	3	2	2	0
		Bribery	0	0	0	0
		Burglary	79	22	28	0
		Counterfeiting/Forgery	1	1	3	0
		Destruction/Damage/Vandalism	64	9	6	0
		Embezzlement	2	1	1	0
		Extortion/Blackmail	0	0	0	0
		Fraud - Computer Hacking/Invasion	0	0	0	0
		Fraud - Credit Card/ATM	1	0	0	0
		Fraud - False Pretenses	8	1	1	0
		Fraud - Identity Theft	3	0	0	0
		Fraud - Impersonation	12	1	1	0
		Fraud - Welfare	0	0	0	0
		Fraud - Wire	0	0	0	0
		Motor Vehicle Theft	21	16	8	0
		Robbery	2	1	1	0
		Stolen Property Offenses	1	1	1	0
		Theft - Pocket-picking	1	0	0	0
		Theft - Purse Snatching	0	0	0	0
		Theft - Shoplifting	5	5	5	0
		Theft From Building	63	15	14	1
		Theft From Coin Machine	0	0	0	0
		Theft From Motor Vehicle	21	1	2	0
		Theft of Motor Vehicle Parts	6	0	0	0
		Theft - All Other Larceny	91	22	24	0
		<b>Crimes Against Society</b>				
		Animal Cruelty	2	1	0	0
		Drug/Narcotic Violations	205	205	288	4
		Drug/Narcotic Equipment Violations	164	164	71	1
		Gambling - Betting/Wagering	0	0	0	0
		Gambling - Operating/Promoting	0	0	0	0
		Gambling - Equipment Violations	0	0	0	0
		Gambling - Sports Tampering	0	0	0	0
		Pornography/Obscene Material	0	0	0	0
		Prostitution	0	0	0	0
		Prostitution Assisting/Promoting	0	0	0	0
		Purchasing Prostitution	0	0	0	0
		Weapon Law Violations	8	8	4	0
		<b>Total Group A Offenses</b>	<b>1,003</b>	<b>616</b>	<b>586</b>	<b>12</b>

Domestic Violence Victims		
Offense	Reported	Cleared
Murder	0	0
Aggravated Assault	27	19
Simple Assault	112	83
Intimidation	15	9
Stalking	0	0
Forcible Rape	2	1
Forcible Sodomy	0	0
Sexual Assault W/Object	0	0
Forcible Fondling	5	0
Incest	0	0
Statutory Rape	0	0
Kidnapping/Abduction	1	1
<b>Total</b>	<b>162</b>	<b>113</b>

TIBRS Group B Arrests		
Offense	Adult	Juvenile
Bad Checks	2	0
Curfew/Vagrancy	0	0
Disorderly Conduct	21	15
DUI	48	0
Drunkenness	84	0
Family-Non Violent	3	0
Liquor Law Violations	7	3
Peeping Tom	0	0
Trespass	14	0
All Other Offenses	326	6
<b>Total Group B</b>	<b>505</b>	<b>24</b>



## Roane County Sheriff's Office - 2016

2015 Population Estimate	N/A	TIBRS Group A Offenses	Offenses		Arrests	
			Reported	Cleared	Adult	Juvenile
<b>Offense Overview</b>		<b>Crimes Against Persons</b>				
Offense Total	1,006	Murder	0	0	0	0
Number Cleared	447	Negligent Manslaughter	0	0	0	0
Percent Cleared	44.43 %	Negligent Vehicular Manslaughter	0	0	0	0
Group A Crimes per 100,000 population	N/A	Kidnapping/Abduction	4	3	0	0
		Forcible Rape	2	0	0	0
		Forcible Sodomy	0	0	0	0
		Sexual Assault W/Object	0	0	0	0
		Forcible Fondling	1	1	0	0
		Incest	0	0	0	0
		Statutory Rape	2	2	1	0
		Aggravated Assault	50	38	30	0
		Simple Assault	162	123	110	2
		Intimidation	17	1	1	0
		Stalking	1	0	0	0
		Commercial Sex Acts	0	0	0	0
		Involuntary Servitude	0	0	0	0
		<b>Crimes Against Property</b>				
		Arson	1	0	0	0
		Bribery	0	0	0	0
		Burglary	183	33	26	0
		Counterfeiting/Forgery	9	6	4	0
		Destruction/Damage/Vandalism	98	24	7	0
		Embezzlement	0	0	0	0
		Extortion/Blackmail	0	0	0	0
		Fraud - Computer Hacking/Invasion	0	0	0	0
		Fraud - Credit Card/ATM	6	3	1	0
		Fraud - False Pretenses	2	0	0	0
		Fraud - Identity Theft	0	0	0	0
		Fraud - Impersonation	2	1	1	0
		Fraud - Welfare	0	0	0	0
		Fraud - Wire	0	0	0	0
		Motor Vehicle Theft	41	9	6	2
		Robbery	5	2	3	0
		Stolen Property Offenses	0	0	0	0
		Theft - Pocket-picking	0	0	0	0
		Theft - Purse Snatching	0	0	0	0
		Theft - Shoplifting	2	1	1	0
		Theft From Building	114	22	15	1
		Theft From Coin Machine	0	0	0	0
		Theft From Motor Vehicle	35	7	2	2
		Theft of Motor Vehicle Parts	2	0	0	0
		Theft - All Other Larceny	92	13	9	0
		<b>Crimes Against Society</b>				
		Animal Cruelty	0	0	0	0
		Drug/Narcotic Violations	105	91	80	3
		Drug/Narcotic Equipment Violations	59	56	38	2
		Gambling - Betting/Wagering	0	0	0	0
		Gambling - Operating/Promoting	0	0	0	0
		Gambling - Equipment Violations	0	0	0	0
		Gambling - Sports Tampering	0	0	0	0
		Pornography/Obscene Material	1	1	1	0
		Prostitution	0	0	0	0
		Prostitution Assisting/Promoting	0	0	0	0
		Purchasing Prostitution	0	0	0	0
		Weapon Law Violations	10	10	4	0
		<b>Total Group A Offenses</b>	<b>1,006</b>	<b>447</b>	<b>340</b>	<b>12</b>

Domestic Violence Victims		
Offense	Reported	Cleared
Murder	0	0
Aggravated Assault	27	19
Simple Assault	139	116
Intimidation	7	0
Stalking	0	0
Forcible Rape	0	0
Forcible Sodomy	0	0
Sexual Assault W/Object	0	0
Forcible Fondling	0	0
Incest	0	0
Statutory Rape	0	0
Kidnapping/Abduction	4	3
<b>Total</b>	<b>177</b>	<b>138</b>

TIBRS Group B Arrests		
Offense	Adult	Juvenile
Bad Checks	1	0
Curfew/Vagrancy	0	0
Disorderly Conduct	5	1
DUI	43	0
Drunkenness	32	0
Family-Non Violent	211	0
Liquor Law Violations	12	0
Peeping Tom	0	0
Trespass	11	0
All Other Offenses	1,338	4
<b>Total Group B</b>	<b>1,653</b>	<b>5</b>



## Robertson County Sheriff's Office - 2016

2015 Population Estimate	N/A	TIBRS Group A Offenses	Offenses		Arrests	
			Reported	Cleared	Adult	Juvenile
<b>Offense Overview</b>		<b>Crimes Against Persons</b>				
Offense Total	851	Murder	1	1	1	0
Number Cleared	628	Negligent Manslaughter	0	0	0	0
Percent Cleared	73.80 %	Negligent Vehicular Manslaughter	0	0	0	0
Group A Crimes per 100,000 population	N/A	Kidnapping/Abduction	2	2	1	0
		Forcible Rape	5	4	2	0
		Forcible Sodomy	0	0	0	0
		Sexual Assault W/Object	0	0	0	0
		Forcible Fondling	4	2	1	1
		Incest	0	0	0	0
<b>Arrest Overview</b>		Statutory Rape	1	1	1	0
Total Arrests	878	Aggravated Assault	55	51	48	2
Adult Arrests	793	Simple Assault	160	150	81	19
Juvenile Arrests	85	Intimidation	4	4	3	0
Unknown Age	0	Stalking	1	1	1	0
Arrests per 100,000 population	N/A	Commercial Sex Acts	0	0	0	0
Average number offenses/incident	1.22	Involuntary Servitude	0	0	0	0
		<b>Crimes Against Property</b>				
		Arson	2	2	2	0
		Bribery	0	0	0	0
		Burglary	69	25	26	2
		Counterfeiting/Forgery	8	5	1	0
		Destruction/Damage/Vandalism	51	26	4	5
		Embezzlement	0	0	0	0
		Extortion/Blackmail	0	0	0	0
		Fraud - Computer Hacking/Invasion	0	0	0	0
		Fraud - Credit Card/ATM	1	1	0	0
		Fraud - False Pretenses	1	0	0	0
		Fraud - Identity Theft	0	0	0	0
		Fraud - Impersonation	6	4	5	0
		Fraud - Welfare	0	0	0	0
		Fraud - Wire	0	0	0	0
		Motor Vehicle Theft	21	12	7	0
		Robbery	3	3	1	0
		Stolen Property Offenses	7	3	7	0
		Theft - Pocket-picking	1	0	0	0
		Theft - Purse Snatching	0	0	0	0
		Theft - Shoplifting	8	6	7	1
		Theft From Building	32	8	6	0
		Theft From Coin Machine	0	0	0	0
		Theft From Motor Vehicle	20	1	0	0
		Theft of Motor Vehicle Parts	3	2	1	0
		Theft - All Other Larceny	63	26	16	5
		<b>Crimes Against Society</b>				
		Animal Cruelty	1	1	1	0
		Drug/Narcotic Violations	211	179	183	13
		Drug/Narcotic Equipment Violations	91	90	30	1
		Gambling - Betting/Wagering	0	0	0	0
		Gambling - Operating/Promoting	0	0	0	0
		Gambling - Equipment Violations	0	0	0	0
		Gambling - Sports Tampering	0	0	0	0
		Pornography/Obscene Material	3	2	0	2
		Prostitution	0	0	0	0
		Prostitution Assisting/Promoting	0	0	0	0
		Purchasing Prostitution	0	0	0	0
		Weapon Law Violations	16	16	4	2
		<b>Total Group A Offenses</b>	<b>851</b>	<b>628</b>	<b>440</b>	<b>53</b>

Domestic Violence Victims		
Offense	Reported	Cleared
Murder	0	0
Aggravated Assault	20	20
Simple Assault	97	93
Intimidation	1	1
Stalking	1	1
Forcible Rape	4	3
Forcible Sodomy	0	0
Sexual Assault W/Object	0	0
Forcible Fondling	2	1
Incest	0	0
Statutory Rape	1	1
Kidnapping/Abduction	1	1
<b>Total</b>	<b>127</b>	<b>121</b>

TIBRS Group B Arrests		
Offense	Adult	Juvenile
Bad Checks	0	0
Curfew/Vagrancy	0	4
Disorderly Conduct	4	1
DUI	104	0
Drunkenness	19	2
Family-Non Violent	6	0
Liquor Law Violations	1	0
Peeping Tom	0	0
Trespass	8	2
All Other Offenses	211	23
<b>Total Group B</b>	<b>353</b>	<b>32</b>



## Rutherford County Sheriff's Office - 2016

2015 Population Estimate	N/A	TIBRS Group A Offenses	Offenses		Arrests	
			Reported	Cleared	Adult	Juvenile
<b>Offense Overview</b>		<b>Crimes Against Persons</b>				
Offense Total	3,161	Murder	0	0	0	0
Number Cleared	1,036	Negligent Manslaughter	0	0	0	0
Percent Cleared	32.77 %	Negligent Vehicular Manslaughter	0	0	0	0
Group A Crimes per 100,000 population	N/A	Kidnapping/Abduction	3	0	0	0
		Forcible Rape	15	2	1	0
		Forcible Sodomy	0	0	0	0
		Sexual Assault W/Object	2	0	0	0
		Forcible Fondling	33	3	0	0
		Incest	0	0	0	0
		Statutory Rape	7	1	0	0
		Aggravated Assault	238	108	61	5
		Simple Assault	709	347	143	41
		Intimidation	168	42	16	6
		Stalking	22	7	4	1
		Commercial Sex Acts	0	0	0	0
		Involuntary Servitude	0	0	0	0
<b>Arrest Overview</b>		<b>Crimes Against Property</b>				
Total Arrests	7,535	Arson	11	1	1	0
Adult Arrests	7,127	Bribery	0	0	0	0
Juvenile Arrests	408	Burglary	177	8	9	0
Unknown Age	0	Counterfeiting/Forgery	23	2	2	0
Arrests per 100,000 population	N/A	Destruction/Damage/Vandalism	254	25	11	4
Average number offenses/incident	1.21	Embezzlement	4	0	0	0
		Extortion/Blackmail	4	0	0	0
		Fraud - Computer Hacking/Invasion	0	0	0	0
		Fraud - Credit Card/ATM	146	4	4	0
		Fraud - False Pretenses	51	0	0	0
		Fraud - Identity Theft	0	0	0	0
		Fraud - Impersonation	8	0	0	0
		Fraud - Welfare	0	0	0	0
		Fraud - Wire	14	0	0	0
		Motor Vehicle Theft	72	8	5	3
		Robbery	9	2	4	3
		Stolen Property Offenses	2	2	2	0
		Theft - Pocket-picking	0	0	0	0
		Theft - Purse Snatching	0	0	0	0
		Theft - Shoplifting	54	38	26	16
		Theft From Building	166	19	10	2
		Theft From Coin Machine	0	0	0	0
		Theft From Motor Vehicle	116	7	7	2
		Theft of Motor Vehicle Parts	47	1	1	0
		Theft - All Other Larceny	129	6	3	2
		<b>Crimes Against Society</b>				
		Animal Cruelty	0	0	0	0
		Drug/Narcotic Violations	346	216	205	29
		Drug/Narcotic Equipment Violations	182	136	25	5
		Gambling - Betting/Wagering	0	0	0	0
		Gambling - Operating/Promoting	0	0	0	0
		Gambling - Equipment Violations	0	0	0	0
		Gambling - Sports Tampering	0	0	0	0
		Pornography/Obscene Material	13	0	0	0
		Prostitution	0	0	0	0
		Prostitution Assisting/Promoting	1	0	0	0
		Purchasing Prostitution	0	0	0	0
		Weapon Law Violations	135	51	25	12
		<b>Total Group A Offenses</b>	<b>3,161</b>	<b>1,036</b>	<b>565</b>	<b>131</b>

Domestic Violence Victims		
Offense	Reported	Cleared
Murder	0	0
Aggravated Assault	109	65
Simple Assault	464	291
Intimidation	76	32
Stalking	15	5
Forcible Rape	4	2
Forcible Sodomy	0	0
Sexual Assault W/Object	0	0
Forcible Fondling	5	1
Incest	0	0
Statutory Rape	0	0
Kidnapping/Abduction	2	0
<b>Total</b>	<b>675</b>	<b>396</b>

TIBRS Group B Arrests		
Offense	Adult	Juvenile
Bad Checks	11	0
Curfew/Vagrancy	0	0
Disorderly Conduct	6	15
DUI	190	2
Drunkenness	33	0
Family-Non Violent	3	0
Liquor Law Violations	25	1
Peeping Tom	0	0
Trespass	6	0
All Other Offenses	6,288	259
<b>Total Group B</b>	<b>6,562</b>	<b>277</b>



## Scott County Sheriff's Office - 2016

2015 Population Estimate	N/A	TIBRS Group A Offenses	Offenses		Arrests	
			Reported	Cleared	Adult	Juvenile
<b>Offense Overview</b>		<b>Crimes Against Persons</b>				
Offense Total	607	Murder	1	1	0	0
Number Cleared	451	Negligent Manslaughter	0	0	0	0
Percent Cleared	74.30 %	Negligent Vehicular Manslaughter	0	0	0	0
Group A Crimes per 100,000 population	N/A	Kidnapping/Abduction	3	3	1	0
		Forcible Rape	2	2	2	0
		Forcible Sodomy	0	0	0	0
		Sexual Assault W/Object	0	0	0	0
		Forcible Fondling	3	3	2	0
		Incest	0	0	0	0
		Statutory Rape	0	0	0	0
		Aggravated Assault	33	31	24	1
		Simple Assault	64	58	44	6
		Intimidation	9	8	8	0
		Stalking	1	1	1	0
		Commercial Sex Acts	0	0	0	0
		Involuntary Servitude	0	0	0	0
		<b>Crimes Against Property</b>				
		Arson	2	2	1	0
		Bribery	0	0	0	0
		Burglary	77	22	18	2
		Counterfeiting/Forgery	4	4	1	0
		Destruction/Damage/Vandalism	38	19	10	5
		Embezzlement	0	0	0	0
		Extortion/Blackmail	0	0	0	0
		Fraud - Computer Hacking/Invasion	0	0	0	0
		Fraud - Credit Card/ATM	3	2	2	0
		Fraud - False Pretenses	8	5	6	0
		Fraud - Identity Theft	0	0	0	0
		Fraud - Impersonation	0	0	0	0
		Fraud - Welfare	0	0	0	0
		Fraud - Wire	0	0	0	0
		Motor Vehicle Theft	24	5	3	1
		Robbery	0	0	0	0
		Stolen Property Offenses	0	0	0	0
		Theft - Pocket-picking	0	0	0	0
		Theft - Purse Snatching	0	0	0	0
		Theft - Shoplifting	5	5	4	0
		Theft From Building	21	9	8	0
		Theft From Coin Machine	0	0	0	0
		Theft From Motor Vehicle	13	1	1	0
		Theft of Motor Vehicle Parts	1	0	0	0
		Theft - All Other Larceny	33	8	7	0
		<b>Crimes Against Society</b>				
		Animal Cruelty	0	0	0	0
		Drug/Narcotic Violations	143	143	171	2
		Drug/Narcotic Equipment Violations	114	114	41	0
		Gambling - Betting/Wagering	0	0	0	0
		Gambling - Operating/Promoting	0	0	0	0
		Gambling - Equipment Violations	0	0	0	0
		Gambling - Sports Tampering	0	0	0	0
		Pornography/Obscene Material	1	1	0	1
		Prostitution	0	0	0	0
		Prostitution Assisting/Promoting	0	0	0	0
		Purchasing Prostitution	0	0	0	0
		Weapon Law Violations	4	4	2	0
		<b>Total Group A Offenses</b>	<b>607</b>	<b>451</b>	<b>357</b>	<b>18</b>

Domestic Violence Victims		
Offense	Reported	Cleared
Murder	1	1
Aggravated Assault	14	14
Simple Assault	39	34
Intimidation	4	4
Stalking	1	1
Forcible Rape	1	1
Forcible Sodomy	0	0
Sexual Assault W/Object	0	0
Forcible Fondling	1	1
Incest	0	0
Statutory Rape	0	0
Kidnapping/Abduction	3	3
<b>Total</b>	<b>64</b>	<b>59</b>

TIBRS Group B Arrests		
Offense	Adult	Juvenile
Bad Checks	3	0
Curfew/Vagrancy	0	0
Disorderly Conduct	11	1
DUI	35	0
Drunkenness	31	1
Family-Non Violent	114	0
Liquor Law Violations	4	1
Peeping Tom	0	0
Trespass	7	0
All Other Offenses	573	22
<b>Total Group B</b>	<b>778</b>	<b>25</b>

Please check [www.tncrimeonline.com](http://www.tncrimeonline.com) for additional 2016 data.





## Sequatchie County Sheriff's Office - 2016

2015 Population Estimate	N/A	TIBRS Group A Offenses	Offenses		Arrests	
			Reported	Cleared	Adult	Juvenile
<b>Offense Overview</b>		<b>Crimes Against Persons</b>				
Offense Total	385	Murder	0	0	0	0
Number Cleared	199	Negligent Manslaughter	0	0	0	0
Percent Cleared	51.69 %	Negligent Vehicular Manslaughter	0	0	0	0
Group A Crimes per 100,000 population	N/A	Kidnapping/Abduction	0	0	0	0
		Forcible Rape	3	0	0	0
		Forcible Sodomy	0	0	0	0
		Sexual Assault W/Object	0	0	0	0
		Forcible Fondling	5	0	0	0
		Incest	0	0	0	0
		Statutory Rape	1	0	0	0
		Aggravated Assault	37	29	15	0
		Simple Assault	50	41	30	0
		Intimidation	14	11	7	0
		Stalking	0	0	0	0
		Commercial Sex Acts	0	0	0	0
		Involuntary Servitude	0	0	0	0
<b>Arrest Overview</b>		<b>Crimes Against Property</b>				
Total Arrests	241	Arson	2	1	1	0
Adult Arrests	239	Bribery	0	0	0	0
Juvenile Arrests	2	Burglary	28	4	2	0
Unknown Age	0	Counterfeiting/Forgery	9	1	1	0
Arrests per 100,000 population	N/A	Destruction/Damage/Vandalism	27	7	2	0
Average number offenses/incident	1.27	Embezzlement	0	0	0	0
		Extortion/Blackmail	0	0	0	0
		Fraud - Computer Hacking/Invasion	0	0	0	0
		Fraud - Credit Card/ATM	8	2	2	0
		Fraud - False Pretenses	6	2	1	0
		Fraud - Identity Theft	3	0	0	0
		Fraud - Impersonation	3	2	0	0
		Fraud - Welfare	0	0	0	0
		Fraud - Wire	0	0	0	0
		Motor Vehicle Theft	35	10	5	0
		Robbery	0	0	0	0
		Stolen Property Offenses	0	0	0	0
		Theft - Pocket-picking	0	0	0	0
		Theft - Purse Snatching	0	0	0	0
		Theft - Shoplifting	0	0	0	0
		Theft From Building	13	0	0	0
		Theft From Coin Machine	0	0	0	0
		Theft From Motor Vehicle	7	0	0	0
		Theft of Motor Vehicle Parts	2	0	0	0
		Theft - All Other Larceny	45	9	6	0
		<b>Crimes Against Society</b>				
		Animal Cruelty	0	0	0	0
		Drug/Narcotic Violations	49	43	33	0
		Drug/Narcotic Equipment Violations	26	25	4	0
		Gambling - Betting/Wagering	0	0	0	0
		Gambling - Operating/Promoting	0	0	0	0
		Gambling - Equipment Violations	0	0	0	0
		Gambling - Sports Tampering	0	0	0	0
		Pornography/Obscene Material	0	0	0	0
		Prostitution	0	0	0	0
		Prostitution Assisting/Promoting	0	0	0	0
		Purchasing Prostitution	0	0	0	0
		Weapon Law Violations	12	12	5	0
		<b>Total Group A Offenses</b>	<b>385</b>	<b>199</b>	<b>114</b>	<b>0</b>

Domestic Violence Victims		
Offense	Reported	Cleared
Murder	0	0
Aggravated Assault	13	12
Simple Assault	36	31
Intimidation	9	7
Stalking	0	0
Forcible Rape	2	0
Forcible Sodomy	0	0
Sexual Assault W/Object	0	0
Forcible Fondling	4	0
Incest	0	0
Statutory Rape	0	0
Kidnapping/Abduction	0	0
<b>Total</b>	<b>64</b>	<b>50</b>

TIBRS Group B Arrests		
Offense	Adult	Juvenile
Bad Checks	3	0
Curfew/Vagrancy	0	0
Disorderly Conduct	4	0
DUI	16	0
Drunkenness	11	0
Family-Non Violent	0	0
Liquor Law Violations	0	0
Peeping Tom	0	0
Trespass	7	0
All Other Offenses	84	2
<b>Total Group B</b>	<b>125</b>	<b>2</b>



## Sevier County Sheriff's Office - 2016

2015 Population Estimate	N/A	TIBRS Group A Offenses	Offenses		Arrests	
			Reported	Cleared	Adult	Juvenile
<b>Offense Overview</b>		<b>Crimes Against Persons</b>				
Offense Total	3,247	Murder	2	2	2	0
Number Cleared	1,506	Negligent Manslaughter	0	0	0	0
Percent Cleared	46.38 %	Negligent Vehicular Manslaughter	0	0	0	0
Group A Crimes per 100,000 population	N/A	Kidnapping/Abduction	3	3	0	1
		Forcible Rape	10	3	1	0
		Forcible Sodomy	0	0	0	0
		Sexual Assault W/Object	0	0	0	0
		Forcible Fondling	12	3	2	0
		Incest	0	0	0	0
		Statutory Rape	5	2	2	0
		Aggravated Assault	135	105	80	3
		Simple Assault	477	379	134	12
		Intimidation	567	439	16	0
		Stalking	9	2	2	0
		Commercial Sex Acts	0	0	0	0
		Involuntary Servitude	0	0	0	0
		<b>Crimes Against Property</b>				
		Arson	11	5	4	0
		Bribery	0	0	0	0
		Burglary	346	37	29	6
		Counterfeiting/Forgery	37	5	4	0
		Destruction/Damage/Vandalism	278	32	10	1
		Embezzlement	1	0	0	0
		Extortion/Blackmail	2	0	0	0
		Fraud - Computer Hacking/Invasion	0	0	0	0
		Fraud - Credit Card/ATM	2	0	0	0
		Fraud - False Pretenses	37	0	0	0
		Fraud - Identity Theft	2	0	0	0
		Fraud - Impersonation	36	6	5	1
		Fraud - Welfare	0	0	0	0
		Fraud - Wire	78	3	2	0
		Motor Vehicle Theft	134	31	16	3
		Robbery	11	5	3	1
		Stolen Property Offenses	1	1	2	0
		Theft - Pocket-picking	0	0	0	0
		Theft - Purse Snatching	0	0	0	0
		Theft - Shoplifting	22	4	3	0
		Theft From Building	276	32	14	1
		Theft From Coin Machine	1	0	0	0
		Theft From Motor Vehicle	155	16	10	4
		Theft of Motor Vehicle Parts	3	0	0	0
		Theft - All Other Larceny	218	24	17	1
		<b>Crimes Against Society</b>				
		Animal Cruelty	1	1	1	0
		Drug/Narcotic Violations	245	238	251	12
		Drug/Narcotic Equipment Violations	113	111	55	0
		Gambling - Betting/Wagering	0	0	0	0
		Gambling - Operating/Promoting	0	0	0	0
		Gambling - Equipment Violations	0	0	0	0
		Gambling - Sports Tampering	0	0	0	0
		Pornography/Obscene Material	0	0	0	0
		Prostitution	7	7	7	0
		Prostitution Assisting/Promoting	1	1	1	0
		Purchasing Prostitution	0	0	0	0
		Weapon Law Violations	9	9	4	0
		<b>Total Group A Offenses</b>	<b>3,247</b>	<b>1,506</b>	<b>677</b>	<b>46</b>

Domestic Violence Victims		
Offense	Reported	Cleared
Murder	2	2
Aggravated Assault	91	77
Simple Assault	357	329
Intimidation	404	387
Stalking	4	1
Forcible Rape	3	1
Forcible Sodomy	0	0
Sexual Assault W/Object	0	0
Forcible Fondling	4	1
Incest	0	0
Statutory Rape	1	1
Kidnapping/Abduction	0	0
<b>Total</b>	<b>866</b>	<b>799</b>

TIBRS Group B Arrests		
Offense	Adult	Juvenile
Bad Checks	0	0
Curfew/Vagrancy	0	0
Disorderly Conduct	4	1
DUI	133	1
Drunkenness	83	3
Family-Non Violent	0	0
Liquor Law Violations	0	0
Peeping Tom	0	0
Trespass	7	0
All Other Offenses	538	10
<b>Total Group B</b>	<b>765</b>	<b>15</b>



## Shelby County Sheriff's Office - 2016

2015 Population Estimate	N/A	TIBRS Group A Offenses	Offenses		Arrests	
			Reported	Cleared	Adult	Juvenile
<b>Offense Overview</b>		<b>Crimes Against Persons</b>				
Offense Total	7,974	Murder	18	10	4	0
Number Cleared	1,731	Negligent Manslaughter	1	0	0	0
Percent Cleared	21.71 %	Negligent Vehicular Manslaughter	0	0	0	0
Group A Crimes per 100,000 population	N/A	Kidnapping/Abduction	14	2	2	0
		Forcible Rape	24	1	1	1
		Forcible Sodomy	2	1	1	0
		Sexual Assault W/Object	2	1	0	2
		Forcible Fondling	34	7	3	2
		Incest	0	0	0	0
		Statutory Rape	3	0	0	0
		Aggravated Assault	457	200	126	33
		Simple Assault	2,118	599	327	99
		Intimidation	559	38	18	3
		Stalking	24	2	2	0
		Commercial Sex Acts	0	0	0	0
		Involuntary Servitude	0	0	0	0
		<b>Crimes Against Property</b>				
		Arson	15	3	1	0
		Bribery	1	0	0	0
		Burglary	671	48	37	27
		Counterfeiting/Forgery	69	14	14	1
		Destruction/Damage/Vandalism	735	83	22	13
		Embezzlement	56	12	11	0
		Extortion/Blackmail	0	0	0	0
		Fraud - Computer Hacking/Invasion	0	0	0	0
		Fraud - Credit Card/ATM	11	0	0	0
		Fraud - False Pretenses	96	8	3	0
		Fraud - Identity Theft	38	0	0	0
		Fraud - Impersonation	91	13	10	0
		Fraud - Welfare	1	0	0	0
		Fraud - Wire	2	0	0	0
		Motor Vehicle Theft	199	22	16	6
		Robbery	106	22	15	22
		Stolen Property Offenses	94	48	39	5
		Theft - Pocket-picking	5	1	0	1
		Theft - Purse Snatching	3	0	0	0
		Theft - Shoplifting	181	17	18	1
		Theft From Building	413	38	11	6
		Theft From Coin Machine	1	0	0	0
		Theft From Motor Vehicle	568	18	5	3
		Theft of Motor Vehicle Parts	94	1	2	0
		Theft - All Other Larceny	397	30	31	7
		<b>Crimes Against Society</b>				
		Animal Cruelty	1	0	0	0
		Drug/Narcotic Violations	498	274	286	10
		Drug/Narcotic Equipment Violations	196	120	8	0
		Gambling - Betting/Wagering	1	0	0	0
		Gambling - Operating/Promoting	0	0	0	0
		Gambling - Equipment Violations	0	0	0	0
		Gambling - Sports Tampering	0	0	0	0
		Pornography/Obscene Material	5	0	0	0
		Prostitution	2	1	1	0
		Prostitution Assisting/Promoting	0	0	0	0
		Purchasing Prostitution	0	0	0	0
		Weapon Law Violations	168	97	38	13
		<b>Total Group A Offenses</b>	<b>7,974</b>	<b>1,731</b>	<b>1,052</b>	<b>255</b>

Domestic Violence Victims		
Offense	Reported	Cleared
Murder	6	6
Aggravated Assault	180	111
Simple Assault	1,035	380
Intimidation	186	24
Stalking	17	2
Forcible Rape	4	1
Forcible Sodomy	1	0
Sexual Assault W/Object	2	1
Forcible Fondling	12	3
Incest	0	0
Statutory Rape	2	0
Kidnapping/Abduction	8	1
<b>Total</b>	<b>1,453</b>	<b>529</b>

TIBRS Group B Arrests		
Offense	Adult	Juvenile
Bad Checks	1	0
Curfew/Vagrancy	0	4
Disorderly Conduct	28	12
DUI	174	2
Drunkenness	15	0
Family-Non Violent	2	0
Liquor Law Violations	2	0
Peeping Tom	0	0
Trespass	4	3
All Other Offenses	216	4
<b>Total Group B</b>	<b>442</b>	<b>25</b>



## Smith County Sheriff's Office - 2016

2015 Population Estimate	N/A	TIBRS Group A Offenses	Offenses		Arrests	
			Reported	Cleared	Adult	Juvenile
<b>Offense Overview</b>		<b>Crimes Against Persons</b>				
Offense Total	728	Murder	0	0	0	0
Number Cleared	372	Negligent Manslaughter	0	0	0	0
Percent Cleared	51.10 %	Negligent Vehicular Manslaughter	0	0	0	0
Group A Crimes per 100,000 population	N/A	Kidnapping/Abduction	1	1	1	0
		Forcible Rape	2	1	1	0
		Forcible Sodomy	1	0	0	0
		Sexual Assault W/Object	0	0	0	0
		Forcible Fondling	1	0	0	0
		Incest	0	0	0	0
		Statutory Rape	2	1	1	0
		Aggravated Assault	25	19	15	2
		Simple Assault	118	76	56	5
		Intimidation	61	18	15	2
		Stalking	3	2	2	0
		Commercial Sex Acts	0	0	0	0
		Involuntary Servitude	0	0	0	0
		<b>Crimes Against Property</b>				
		Arson	2	0	0	0
		Bribery	0	0	0	0
		Burglary	61	11	11	0
		Counterfeiting/Forgery	7	2	2	0
		Destruction/Damage/Vandalism	92	18	14	5
		Embezzlement	0	0	0	0
		Extortion/Blackmail	0	0	0	0
		Fraud - Computer Hacking/Invasion	0	0	0	0
		Fraud - Credit Card/ATM	10	3	2	0
		Fraud - False Pretenses	17	9	7	0
		Fraud - Identity Theft	0	0	0	0
		Fraud - Impersonation	4	2	2	0
		Fraud - Welfare	0	0	0	0
		Fraud - Wire	2	0	0	0
		Motor Vehicle Theft	15	5	5	0
		Robbery	4	1	1	0
		Stolen Property Offenses	4	3	4	0
		Theft - Pocket-picking	0	0	0	0
		Theft - Purse Snatching	0	0	0	0
		Theft - Shoplifting	1	1	1	0
		Theft From Building	29	8	8	0
		Theft From Coin Machine	0	0	0	0
		Theft From Motor Vehicle	21	0	0	0
		Theft of Motor Vehicle Parts	11	0	0	0
		Theft - All Other Larceny	38	7	9	0
		<b>Crimes Against Society</b>				
		Animal Cruelty	3	0	0	0
		Drug/Narcotic Violations	104	101	105	7
		Drug/Narcotic Equipment Violations	69	66	14	0
		Gambling - Betting/Wagering	0	0	0	0
		Gambling - Operating/Promoting	0	0	0	0
		Gambling - Equipment Violations	0	0	0	0
		Gambling - Sports Tampering	0	0	0	0
		Pornography/Obscene Material	4	3	1	1
		Prostitution	1	1	1	0
		Prostitution Assisting/Promoting	1	1	0	0
		Purchasing Prostitution	1	1	0	0
		Weapon Law Violations	13	11	2	2
		<b>Total Group A Offenses</b>	<b>728</b>	<b>372</b>	<b>280</b>	<b>24</b>

Domestic Violence Victims		
Offense	Reported	Cleared
Murder	0	0
Aggravated Assault	10	9
Simple Assault	61	44
Intimidation	24	8
Stalking	0	0
Forcible Rape	2	1
Forcible Sodomy	0	0
Sexual Assault W/Object	0	0
Forcible Fondling	0	0
Incest	0	0
Statutory Rape	0	0
Kidnapping/Abduction	0	0
<b>Total</b>	<b>97</b>	<b>62</b>

TIBRS Group B Arrests		
Offense	Adult	Juvenile
Bad Checks	3	0
Curfew/Vagrancy	1	0
Disorderly Conduct	0	9
DUI	64	0
Drunkenness	23	0
Family-Non Violent	55	0
Liquor Law Violations	20	3
Peeping Tom	0	0
Trespass	4	2
All Other Offenses	517	6
<b>Total Group B</b>	<b>687</b>	<b>20</b>



## Stewart County Sheriff's Office - 2016

2015 Population Estimate	N/A	TIBRS Group A Offenses	Offenses		Arrests	
			Reported	Cleared	Adult	Juvenile
<b>Offense Overview</b>		<b>Crimes Against Persons</b>				
Offense Total	379	Murder	2	2	1	0
Number Cleared	202	Negligent Manslaughter	0	0	0	0
Percent Cleared	53.30 %	Negligent Vehicular Manslaughter	0	0	0	0
Group A Crimes per 100,000 population	N/A	Kidnapping/Abduction	1	0	0	0
		Forcible Rape	3	1	2	0
		Forcible Sodomy	2	2	0	2
		Sexual Assault W/Object	1	0	0	0
		Forcible Fondling	3	2	1	1
		Incest	0	0	0	0
		Statutory Rape	0	0	0	0
		Aggravated Assault	49	43	24	1
		Simple Assault	57	49	36	2
		Intimidation	14	10	4	0
		Stalking	0	0	0	0
		Commercial Sex Acts	0	0	0	0
		Involuntary Servitude	0	0	0	0
		<b>Crimes Against Property</b>				
		Arson	1	0	0	0
		Bribery	0	0	0	0
		Burglary	70	17	15	2
		Counterfeiting/Forgery	4	2	1	0
		Destruction/Damage/Vandalism	44	14	3	0
		Embezzlement	0	0	0	0
		Extortion/Blackmail	0	0	0	0
		Fraud - Computer Hacking/Invasion	0	0	0	0
		Fraud - Credit Card/ATM	5	0	0	0
		Fraud - False Pretenses	5	1	0	0
		Fraud - Identity Theft	0	0	0	0
		Fraud - Impersonation	3	1	1	0
		Fraud - Welfare	0	0	0	0
		Fraud - Wire	0	0	0	0
		Motor Vehicle Theft	11	4	2	0
		Robbery	0	0	0	0
		Stolen Property Offenses	0	0	0	0
		Theft - Pocket-picking	0	0	0	0
		Theft - Purse Snatching	0	0	0	0
		Theft - Shoplifting	1	1	1	0
		Theft From Building	15	6	4	0
		Theft From Coin Machine	0	0	0	0
		Theft From Motor Vehicle	7	1	1	0
		Theft of Motor Vehicle Parts	7	2	3	0
		Theft - All Other Larceny	19	1	1	0
		<b>Crimes Against Society</b>				
		Animal Cruelty	0	0	0	0
		Drug/Narcotic Violations	26	22	14	3
		Drug/Narcotic Equipment Violations	19	14	2	0
		Gambling - Betting/Wagering	0	0	0	0
		Gambling - Operating/Promoting	0	0	0	0
		Gambling - Equipment Violations	0	0	0	0
		Gambling - Sports Tampering	0	0	0	0
		Pornography/Obscene Material	0	0	0	0
		Prostitution	0	0	0	0
		Prostitution Assisting/Promoting	0	0	0	0
		Purchasing Prostitution	0	0	0	0
		Weapon Law Violations	10	7	1	0
		<b>Total Group A Offenses</b>	<b>379</b>	<b>202</b>	<b>117</b>	<b>11</b>

Domestic Violence Victims		
Offense	Reported	Cleared
Murder	1	1
Aggravated Assault	27	24
Simple Assault	38	34
Intimidation	6	5
Stalking	0	0
Forcible Rape	0	0
Forcible Sodomy	1	1
Sexual Assault W/Object	0	0
Forcible Fondling	1	0
Incest	0	0
Statutory Rape	0	0
Kidnapping/Abduction	1	0
<b>Total</b>	<b>75</b>	<b>65</b>

TIBRS Group B Arrests		
Offense	Adult	Juvenile
Bad Checks	1	0
Curfew/Vagrancy	0	3
Disorderly Conduct	4	4
DUI	20	0
Drunkenness	12	0
Family-Non Violent	1	0
Liquor Law Violations	4	2
Peeping Tom	0	0
Trespass	3	0
All Other Offenses	338	12
<b>Total Group B</b>	<b>383</b>	<b>21</b>



## Sullivan County Sheriff's Office - 2016

			Offenses		Arrests	
			Reported	Cleared	Adult	Juvenile
<b>2015 Population Estimate</b>	N/A	<b>TIBRS Group A Offenses</b>				
<b>Offense Overview</b>		<b>Crimes Against Persons</b>				
Offense Total	3,974	Murder	0	0	0	0
Number Cleared	1,747	Negligent Manslaughter	0	0	0	0
Percent Cleared	43.96 %	Negligent Vehicular Manslaughter	0	0	0	0
Group A Crimes per 100,000 population	N/A	Kidnapping/Abduction	13	5	0	0
		Forcible Rape	32	15	0	0
		Forcible Sodomy	11	6	2	0
		Sexual Assault W/Object	2	1	0	0
		Forcible Fondling	94	46	1	0
		Incest	3	1	1	0
		Statutory Rape	8	2	1	0
		Aggravated Assault	259	182	83	1
		Simple Assault	1,124	683	140	17
		Intimidation	264	138	5	2
		Stalking	7	3	1	0
		Commercial Sex Acts	0	0	0	0
		Involuntary Servitude	0	0	0	0
		<b>Crimes Against Property</b>				
		Arson	16	5	1	0
		Bribery	0	0	0	0
		Burglary	277	45	15	0
		Counterfeiting/Forgery	17	8	2	0
		Destruction/Damage/Vandalism	388	81	8	3
		Embezzlement	6	2	0	0
		Extortion/Blackmail	1	0	0	0
		Fraud - Computer Hacking/Invasion	0	0	0	0
		Fraud - Credit Card/ATM	29	3	1	0
		Fraud - False Pretenses	42	13	1	0
		Fraud - Identity Theft	11	4	0	0
		Fraud - Impersonation	36	10	5	0
		Fraud - Welfare	0	0	0	0
		Fraud - Wire	7	1	0	0
		Motor Vehicle Theft	158	55	30	0
		Robbery	19	7	2	0
		Stolen Property Offenses	9	9	6	0
		Theft - Pocket-picking	0	0	0	0
		Theft - Purse Snatching	0	0	0	0
		Theft - Shoplifting	14	3	4	0
		Theft From Building	288	100	11	2
		Theft From Coin Machine	2	0	0	0
		Theft From Motor Vehicle	126	15	4	0
		Theft of Motor Vehicle Parts	69	4	1	0
		Theft - All Other Larceny	243	18	3	0
		<b>Crimes Against Society</b>				
		Animal Cruelty	5	0	0	0
		Drug/Narcotic Violations	208	153	142	9
		Drug/Narcotic Equipment Violations	138	101	22	0
		Gambling - Betting/Wagering	0	0	0	0
		Gambling - Operating/Promoting	0	0	0	0
		Gambling - Equipment Violations	0	0	0	0
		Gambling - Sports Tampering	0	0	0	0
		Pornography/Obscene Material	20	6	4	0
		Prostitution	1	0	0	0
		Prostitution Assisting/Promoting	0	0	0	0
		Purchasing Prostitution	0	0	0	0
		Weapon Law Violations	27	22	5	2
		<b>Total Group A Offenses</b>	<b>3,974</b>	<b>1,747</b>	<b>501</b>	<b>36</b>

<b>Domestic Violence Victims</b>		
Offense	Reported	Cleared
Murder	0	0
Aggravated Assault	124	100
Simple Assault	534	408
Intimidation	78	47
Stalking	3	2
Forcible Rape	15	9
Forcible Sodomy	3	1
Sexual Assault W/Object	0	0
Forcible Fondling	42	21
Incest	3	1
Statutory Rape	2	2
Kidnapping/Abduction	10	5
<b>Total</b>	<b>814</b>	<b>596</b>

<b>TIBRS Group B Arrests</b>		
Offense	Adult	Juvenile
Bad Checks	6	0
Curfew/Vagrancy	0	0
Disorderly Conduct	13	4
DUI	95	1
Drunkenness	28	1
Family-Non Violent	84	0
Liquor Law Violations	1	1
Peeping Tom	0	0
Trespass	6	0
All Other Offenses	3,702	3
<b>Total Group B</b>	<b>3,935</b>	<b>10</b>



## Sumner County Sheriff's Office - 2016

			Offenses		Arrests	
			Reported	Cleared	Adult	Juvenile
<b>2015 Population Estimate</b>	N/A					
<b>Offense Overview</b>						
Offense Total	1,803					
Number Cleared	776					
Percent Cleared	43.04 %					
Group A Crimes per 100,000 population	N/A					
<b>Arrest Overview</b>						
Total Arrests	4,057					
Adult Arrests	3,873					
Juvenile Arrests	184					
Unknown Age	0					
Arrests per 100,000 population	N/A					
Average number offenses/incident	1.23					

Domestic Violence Victims		
Offense	Reported	Cleared
Murder	1	1
Aggravated Assault	40	27
Simple Assault	252	139
Intimidation	15	4
Stalking	0	0
Forcible Rape	6	0
Forcible Sodomy	1	0
Sexual Assault W/Object	1	0
Forcible Fondling	12	2
Incest	0	0
Statutory Rape	1	1
Kidnapping/Abduction	3	3
<b>Total</b>	<b>332</b>	<b>177</b>

TIBRS Group B Arrests		
Offense	Adult	Juvenile
Bad Checks	117	0
Curfew/Vagrancy	0	1
Disorderly Conduct	6	11
DUI	293	1
Drunkenness	16	2
Family-Non Violent	38	1
Liquor Law Violations	9	6
Peeping Tom	0	0
Trespass	6	3
All Other Offenses	2,898	45
<b>Total Group B</b>	<b>3,383</b>	<b>70</b>

	Reported	Cleared	Adult	Juvenile
<b>TIBRS Group A Offenses</b>				
<b>Crimes Against Persons</b>				
Murder	4	2	1	0
Negligent Manslaughter	0	0	0	0
Negligent Vehicular Manslaughter	0	0	0	0
Kidnapping/Abduction	6	3	5	0
Forcible Rape	16	0	0	0
Forcible Sodomy	1	0	0	0
Sexual Assault W/Object	2	0	0	0
Forcible Fondling	28	8	0	6
Incest	0	0	0	0
Statutory Rape	6	2	2	0
Aggravated Assault	85	57	41	4
Simple Assault	390	217	120	57
Intimidation	42	9	5	1
Stalking	1	0	0	0
Commercial Sex Acts	0	0	0	0
Involuntary Servitude	0	0	0	0
<b>Crimes Against Property</b>				
Arson	7	2	2	0
Bribery	0	0	0	0
Burglary	123	20	23	0
Counterfeiting/Forgery	24	11	6	1
Destruction/Damage/Vandalism	153	38	17	2
Embezzlement	0	0	0	0
Extortion/Blackmail	0	0	0	0
Fraud - Computer Hacking/Invasion	0	0	0	0
Fraud - Credit Card/ATM	34	5	3	0
Fraud - False Pretenses	13	2	2	0
Fraud - Identity Theft	1	0	0	0
Fraud - Impersonation	47	7	8	0
Fraud - Welfare	0	0	0	0
Fraud - Wire	2	0	0	0
Motor Vehicle Theft	45	17	6	1
Robbery	3	1	1	0
Stolen Property Offenses	3	1	0	0
Theft - Pocket-picking	1	1	1	0
Theft - Purse Snatching	3	1	0	1
Theft - Shoplifting	4	2	2	0
Theft From Building	72	12	2	2
Theft From Coin Machine	0	0	0	0
Theft From Motor Vehicle	47	3	1	0
Theft of Motor Vehicle Parts	30	1	1	0
Theft - All Other Larceny	232	48	53	6
<b>Crimes Against Society</b>				
Animal Cruelty	2	0	0	0
Drug/Narcotic Violations	200	167	157	16
Drug/Narcotic Equipment Violations	134	110	24	3
Gambling - Betting/Wagering	0	0	0	0
Gambling - Operating/Promoting	0	0	0	0
Gambling - Equipment Violations	0	0	0	0
Gambling - Sports Tampering	0	0	0	0
Pornography/Obscene Material	8	4	0	7
Prostitution	0	0	0	0
Prostitution Assisting/Promoting	0	0	0	0
Purchasing Prostitution	0	0	0	0
Weapon Law Violations	34	25	7	7
<b>Total Group A Offenses</b>	<b>1,803</b>	<b>776</b>	<b>490</b>	<b>114</b>



## Tipton County Sheriff's Office - 2016

2015 Population Estimate	N/A	TIBRS Group A Offenses	Offenses		Arrests	
			Reported	Cleared	Adult	Juvenile
<b>Offense Overview</b>		<b>Crimes Against Persons</b>				
Offense Total	2,354	Murder	2	2	2	0
Number Cleared	720	Negligent Manslaughter	0	0	0	0
Percent Cleared	30.59 %	Negligent Vehicular Manslaughter	0	0	0	0
Group A Crimes per 100,000 population	N/A	Kidnapping/Abduction	7	2	2	0
		Forcible Rape	12	1	1	0
		Forcible Sodomy	1	0	0	0
		Sexual Assault W/Object	3	0	0	0
		Forcible Fondling	26	1	1	0
		Incest	0	0	0	0
		Statutory Rape	7	1	1	0
		Aggravated Assault	132	71	56	1
		Simple Assault	398	202	165	12
		Intimidation	458	41	33	7
		Stalking	1	0	0	0
		Commercial Sex Acts	0	0	0	0
		Involuntary Servitude	0	0	0	0
		<b>Crimes Against Property</b>				
		Arson	4	2	1	0
		Bribery	0	0	0	0
		Burglary	154	18	20	3
		Counterfeiting/Forgery	19	2	2	0
		Destruction/Damage/Vandalism	223	43	13	8
		Embezzlement	0	0	0	0
		Extortion/Blackmail	1	0	0	0
		Fraud - Computer Hacking/Invasion	0	0	0	0
		Fraud - Credit Card/ATM	37	3	2	0
		Fraud - False Pretenses	52	3	2	0
		Fraud - Identity Theft	12	0	0	0
		Fraud - Impersonation	13	0	0	0
		Fraud - Welfare	0	0	0	0
		Fraud - Wire	0	0	0	0
		Motor Vehicle Theft	71	16	10	5
		Robbery	13	4	4	1
		Stolen Property Offenses	5	2	2	0
		Theft - Pocket-picking	0	0	0	0
		Theft - Purse Snatching	0	0	0	0
		Theft - Shoplifting	6	0	0	0
		Theft From Building	132	13	14	1
		Theft From Coin Machine	0	0	0	0
		Theft From Motor Vehicle	87	16	16	0
		Theft of Motor Vehicle Parts	45	2	2	0
		Theft - All Other Larceny	96	9	7	3
		<b>Crimes Against Society</b>				
		Animal Cruelty	2	1	2	0
		Drug/Narcotic Violations	163	137	164	7
		Drug/Narcotic Equipment Violations	120	98	13	2
		Gambling - Betting/Wagering	0	0	0	0
		Gambling - Operating/Promoting	0	0	0	0
		Gambling - Equipment Violations	0	0	0	0
		Gambling - Sports Tampering	0	0	0	0
		Pornography/Obscene Material	9	0	0	0
		Prostitution	0	0	0	0
		Prostitution Assisting/Promoting	0	0	0	0
		Purchasing Prostitution	0	0	0	0
		Weapon Law Violations	43	30	10	0
		<b>Total Group A Offenses</b>	<b>2,354</b>	<b>720</b>	<b>545</b>	<b>50</b>

Domestic Violence Victims		
Offense	Reported	Cleared
Murder	0	0
Aggravated Assault	46	39
Simple Assault	326	182
Intimidation	182	36
Stalking	1	0
Forcible Rape	9	1
Forcible Sodomy	1	0
Sexual Assault W/Object	1	0
Forcible Fondling	13	0
Incest	0	0
Statutory Rape	2	1
Kidnapping/Abduction	4	2
<b>Total</b>	<b>585</b>	<b>261</b>

TIBRS Group B Arrests		
Offense	Adult	Juvenile
Bad Checks	14	0
Curfew/Vagrancy	0	0
Disorderly Conduct	12	2
DUI	62	0
Drunkenness	47	1
Family-Non Violent	76	12
Liquor Law Violations	6	24
Peeping Tom	0	0
Trespass	6	4
All Other Offenses	758	4
<b>Total Group B</b>	<b>981</b>	<b>47</b>





## Unicoi County Sheriff's Office - 2016

2015 Population Estimate	N/A	TIBRS Group A Offenses	Offenses		Arrests	
			Reported	Cleared	Adult	Juvenile
<b>Offense Overview</b>		<b>Crimes Against Persons</b>				
Offense Total	614	Murder	0	0	0	0
Number Cleared	465	Negligent Manslaughter	0	0	0	0
Percent Cleared	75.73 %	Negligent Vehicular Manslaughter	0	0	0	0
Group A Crimes per 100,000 population	N/A	Kidnapping/Abduction	0	0	0	0
		Forcible Rape	0	0	0	0
		Forcible Sodomy	1	1	0	0
		Sexual Assault W/Object	0	0	0	0
		Forcible Fondling	0	0	0	0
		Incest	0	0	0	0
<b>Arrest Overview</b>		Statutory Rape	1	1	1	0
Total Arrests	836	Aggravated Assault	27	26	18	0
Adult Arrests	815	Simple Assault	77	69	61	0
Juvenile Arrests	21	Intimidation	15	9	7	0
Unknown Age	0	Stalking	2	1	1	0
Arrests per 100,000 population	N/A	Commercial Sex Acts	0	0	0	0
		Involuntary Servitude	0	0	0	0
Average number offenses/incident	1.33	<b>Crimes Against Property</b>				
		Arson	2	2	2	0
		Bribery	0	0	0	0
		Burglary	32	13	14	0
		Counterfeiting/Forgery	4	2	1	0
		Destruction/Damage/Vandalism	58	24	4	0
		Embezzlement	3	2	1	0
		Extortion/Blackmail	0	0	0	0
		Fraud - Computer Hacking/Invasion	0	0	0	0
		Fraud - Credit Card/ATM	2	2	0	0
		Fraud - False Pretenses	5	2	2	0
		Fraud - Identity Theft	0	0	0	0
		Fraud - Impersonation	1	1	0	0
		Fraud - Welfare	0	0	0	0
		Fraud - Wire	0	0	0	0
		Motor Vehicle Theft	15	10	6	0
		Robbery	2	1	0	2
		Stolen Property Offenses	0	0	0	0
		Theft - Pocket-picking	0	0	0	0
		Theft - Purse Snatching	0	0	0	0
		Theft - Shoplifting	79	64	65	5
		Theft From Building	36	15	8	0
		Theft From Coin Machine	1	0	0	0
		Theft From Motor Vehicle	20	6	6	0
		Theft of Motor Vehicle Parts	6	1	1	0
		Theft - All Other Larceny	14	3	2	0
		<b>Crimes Against Society</b>				
		Animal Cruelty	1	1	1	0
		Drug/Narcotic Violations	99	99	89	7
		Drug/Narcotic Equipment Violations	105	104	46	2
		Gambling - Betting/Wagering	0	0	0	0
		Gambling - Operating/Promoting	0	0	0	0
		Gambling - Equipment Violations	0	0	0	0
		Gambling - Sports Tampering	0	0	0	0
		Pornography/Obscene Material	1	1	1	0
		Prostitution	0	0	0	0
		Prostitution Assisting/Promoting	0	0	0	0
		Purchasing Prostitution	0	0	0	0
		Weapon Law Violations	5	5	1	0
		<b>Total Group A Offenses</b>	<b>614</b>	<b>465</b>	<b>338</b>	<b>16</b>

Domestic Violence Victims		
Offense	Reported	Cleared
Murder	0	0
Aggravated Assault	17	17
Simple Assault	54	50
Intimidation	7	7
Stalking	1	0
Forcible Rape	0	0
Forcible Sodomy	0	0
Sexual Assault W/Object	0	0
Forcible Fondling	0	0
Incest	0	0
Statutory Rape	0	0
Kidnapping/Abduction	0	0
<b>Total</b>	<b>79</b>	<b>74</b>

TIBRS Group B Arrests		
Offense	Adult	Juvenile
Bad Checks	0	0
Curfew/Vagrancy	0	0
Disorderly Conduct	10	0
DUI	58	0
Drunkenness	21	0
Family-Non Violent	34	2
Liquor Law Violations	3	2
Peeping Tom	0	0
Trespass	2	0
All Other Offenses	349	1
<b>Total Group B</b>	<b>477</b>	<b>5</b>



## Union County Sheriff's Office - 2016

2015 Population Estimate	N/A	TIBRS Group A Offenses	Offenses		Arrests	
			Reported	Cleared	Adult	Juvenile
<b>Offense Overview</b>		<b>Crimes Against Persons</b>				
Offense Total	933	Murder	0	0	0	0
Number Cleared	482	Negligent Manslaughter	0	0	0	0
Percent Cleared	51.66 %	Negligent Vehicular Manslaughter	0	0	0	0
Group A Crimes per 100,000 population	N/A	Kidnapping/Abduction	0	0	0	0
		Forcible Rape	8	3	3	0
		Forcible Sodomy	1	1	1	0
		Sexual Assault W/Object	0	0	0	0
		Forcible Fondling	9	1	0	0
		Incest	0	0	0	0
		Statutory Rape	0	0	0	0
		Aggravated Assault	27	21	17	0
		Simple Assault	114	84	62	8
		Intimidation	34	16	6	1
		Stalking	2	0	0	0
		Commercial Sex Acts	0	0	0	0
		Involuntary Servitude	0	0	0	0
		<b>Crimes Against Property</b>				
		Arson	6	2	4	0
		Bribery	0	0	0	0
		Burglary	117	20	22	2
		Counterfeiting/Forgery	7	4	3	0
		Destruction/Damage/Vandalism	66	15	8	0
		Embezzlement	1	1	1	0
		Extortion/Blackmail	0	0	0	0
		Fraud - Computer Hacking/Invasion	0	0	0	0
		Fraud - Credit Card/ATM	2	1	0	0
		Fraud - False Pretenses	10	3	3	0
		Fraud - Identity Theft	5	0	0	0
		Fraud - Impersonation	12	11	7	0
		Fraud - Welfare	0	0	0	0
		Fraud - Wire	1	0	0	0
		Motor Vehicle Theft	31	9	9	3
		Robbery	3	1	1	0
		Stolen Property Offenses	6	6	5	0
		Theft - Pocket-picking	0	0	0	0
		Theft - Purse Snatching	0	0	0	0
		Theft - Shoplifting	2	1	1	0
		Theft From Building	80	25	14	2
		Theft From Coin Machine	0	0	0	0
		Theft From Motor Vehicle	42	12	10	3
		Theft of Motor Vehicle Parts	16	1	1	0
		Theft - All Other Larceny	71	19	15	0
		<b>Crimes Against Society</b>				
		Animal Cruelty	7	7	10	0
		Drug/Narcotic Violations	162	128	117	4
		Drug/Narcotic Equipment Violations	82	81	32	0
		Gambling - Betting/Wagering	0	0	0	0
		Gambling - Operating/Promoting	0	0	0	0
		Gambling - Equipment Violations	0	0	0	0
		Gambling - Sports Tampering	0	0	0	0
		Pornography/Obscene Material	0	0	0	0
		Prostitution	0	0	0	0
		Prostitution Assisting/Promoting	0	0	0	0
		Purchasing Prostitution	0	0	0	0
		Weapon Law Violations	9	9	2	0
		<b>Total Group A Offenses</b>	<b>933</b>	<b>482</b>	<b>354</b>	<b>23</b>

Domestic Violence Victims		
Offense	Reported	Cleared
Murder	0	0
Aggravated Assault	10	8
Simple Assault	78	59
Intimidation	14	9
Stalking	0	0
Forcible Rape	4	1
Forcible Sodomy	1	1
Sexual Assault W/Object	0	0
Forcible Fondling	5	0
Incest	0	0
Statutory Rape	0	0
Kidnapping/Abduction	0	0
<b>Total</b>	<b>112</b>	<b>78</b>

TIBRS Group B Arrests		
Offense	Adult	Juvenile
Bad Checks	6	0
Curfew/Vagrancy	0	0
Disorderly Conduct	15	2
DUI	74	0
Drunkenness	32	1
Family-Non Violent	81	0
Liquor Law Violations	13	3
Peeping Tom	0	0
Trespass	15	2
All Other Offenses	632	3
<b>Total Group B</b>	<b>868</b>	<b>11</b>



## Van Buren County Sheriff's Office - 2016

2015 Population Estimate	N/A	TIBRS Group A Offenses	Offenses		Arrests	
			Reported	Cleared	Adult	Juvenile
<b>Offense Overview</b>		<b>Crimes Against Persons</b>				
Offense Total	210	Murder	1	1	1	0
Number Cleared	141	Negligent Manslaughter	0	0	0	0
Percent Cleared	67.14 %	Negligent Vehicular Manslaughter	0	0	0	0
Group A Crimes per 100,000 population	N/A	Kidnapping/Abduction	0	0	0	0
		Forcible Rape	2	1	1	0
		Forcible Sodomy	0	0	0	0
		Sexual Assault W/Object	0	0	0	0
		Forcible Fondling	0	0	0	0
		Incest	0	0	0	0
		Statutory Rape	0	0	0	0
		Aggravated Assault	7	7	7	0
		Simple Assault	7	7	6	0
		Intimidation	0	0	0	0
		Stalking	0	0	0	0
		Commercial Sex Acts	0	0	0	0
		Involuntary Servitude	0	0	0	0
		<b>Crimes Against Property</b>				
		Arson	0	0	0	0
		Bribery	0	0	0	0
		Burglary	11	2	1	0
		Counterfeiting/Forgery	1	0	0	0
		Destruction/Damage/Vandalism	10	2	0	0
		Embezzlement	0	0	0	0
		Extortion/Blackmail	0	0	0	0
		Fraud - Computer Hacking/Invasion	0	0	0	0
		Fraud - Credit Card/ATM	1	0	0	0
		Fraud - False Pretenses	0	0	0	0
		Fraud - Identity Theft	0	0	0	0
		Fraud - Impersonation	2	1	1	0
		Fraud - Welfare	0	0	0	0
		Fraud - Wire	0	0	0	0
		Motor Vehicle Theft	12	3	2	0
		Robbery	0	0	0	0
		Stolen Property Offenses	2	2	2	0
		Theft - Pocket-picking	0	0	0	0
		Theft - Purse Snatching	0	0	0	0
		Theft - Shoplifting	0	0	0	0
		Theft From Building	0	0	0	0
		Theft From Coin Machine	1	0	0	0
		Theft From Motor Vehicle	3	1	1	0
		Theft of Motor Vehicle Parts	0	0	0	0
		Theft - All Other Larceny	34	5	3	0
		<b>Crimes Against Society</b>				
		Animal Cruelty	0	0	0	0
		Drug/Narcotic Violations	68	61	57	0
		Drug/Narcotic Equipment Violations	42	42	15	0
		Gambling - Betting/Wagering	0	0	0	0
		Gambling - Operating/Promoting	0	0	0	0
		Gambling - Equipment Violations	0	0	0	0
		Gambling - Sports Tampering	0	0	0	0
		Pornography/Obscene Material	0	0	0	0
		Prostitution	0	0	0	0
		Prostitution Assisting/Promoting	0	0	0	0
		Purchasing Prostitution	0	0	0	0
		Weapon Law Violations	6	6	3	0
		<b>Total Group A Offenses</b>	<b>210</b>	<b>141</b>	<b>100</b>	<b>0</b>

Domestic Violence Victims		
Offense	Reported	Cleared
Murder	0	0
Aggravated Assault	2	2
Simple Assault	4	4
Intimidation	0	0
Stalking	0	0
Forcible Rape	2	1
Forcible Sodomy	0	0
Sexual Assault W/Object	0	0
Forcible Fondling	0	0
Incest	0	0
Statutory Rape	0	0
Kidnapping/Abduction	0	0
<b>Total</b>	<b>8</b>	<b>7</b>

TIBRS Group B Arrests		
Offense	Adult	Juvenile
Bad Checks	1	0
Curfew/Vagrancy	0	0
Disorderly Conduct	1	0
DUI	17	0
Drunkenness	4	0
Family-Non Violent	0	0
Liquor Law Violations	0	0
Peeping Tom	0	0
Trespass	0	0
All Other Offenses	164	0
<b>Total Group B</b>	<b>187</b>	<b>0</b>



## Warren County Sheriff's Office - 2016

2015 Population Estimate	N/A	TIBRS Group A Offenses	Offenses		Arrests	
			Reported	Cleared	Adult	Juvenile
<b>Offense Overview</b>		<b>Crimes Against Persons</b>				
Offense Total	1,083	Murder	0	0	0	0
Number Cleared	562	Negligent Manslaughter	0	0	0	0
Percent Cleared	51.89 %	Negligent Vehicular Manslaughter	0	0	0	0
Group A Crimes per 100,000 population	N/A	Kidnapping/Abduction	1	1	1	0
		Forcible Rape	3	0	0	0
		Forcible Sodomy	1	1	0	0
		Sexual Assault W/Object	0	0	0	0
		Forcible Fondling	4	4	1	2
		Incest	0	0	0	0
		Statutory Rape	1	1	1	0
		Aggravated Assault	55	41	31	0
		Simple Assault	193	126	86	14
		Intimidation	47	11	4	0
		Stalking	4	1	1	0
		Commercial Sex Acts	0	0	0	0
		Involuntary Servitude	0	0	0	0
<b>Arrest Overview</b>		<b>Crimes Against Property</b>				
Total Arrests	2,354	Arson	6	1	0	1
Adult Arrests	2,097	Bribery	0	0	0	0
Juvenile Arrests	257	Burglary	100	14	11	1
Unknown Age	0	Counterfeiting/Forgery	6	2	2	0
Arrests per 100,000 population	N/A	Destruction/Damage/Vandalism	100	25	8	5
Average number offenses/incident	1.18	Embezzlement	1	0	0	0
		Extortion/Blackmail	3	1	1	0
		Fraud - Computer Hacking/Invasion	0	0	0	0
		Fraud - Credit Card/ATM	6	1	1	0
		Fraud - False Pretenses	8	1	1	0
		Fraud - Identity Theft	0	0	0	0
		Fraud - Impersonation	1	0	0	0
		Fraud - Welfare	0	0	0	0
		Fraud - Wire	1	1	1	0
		Motor Vehicle Theft	40	10	6	0
		Robbery	1	1	2	0
		Stolen Property Offenses	4	3	3	0
		Theft - Pocket-picking	0	0	0	0
		Theft - Purse Snatching	0	0	0	0
		Theft - Shoplifting	26	16	15	0
		Theft From Building	67	20	6	2
		Theft From Coin Machine	0	0	0	0
		Theft From Motor Vehicle	42	8	12	0
		Theft of Motor Vehicle Parts	11	3	3	0
		Theft - All Other Larceny	92	22	23	1
		<b>Crimes Against Society</b>				
		Animal Cruelty	1	1	1	0
		Drug/Narcotic Violations	132	125	124	11
		Drug/Narcotic Equipment Violations	94	89	26	1
		Gambling - Betting/Wagering	0	0	0	0
		Gambling - Operating/Promoting	0	0	0	0
		Gambling - Equipment Violations	0	0	0	0
		Gambling - Sports Tampering	0	0	0	0
		Pornography/Obscene Material	1	1	1	0
		Prostitution	0	0	0	0
		Prostitution Assisting/Promoting	0	0	0	0
		Purchasing Prostitution	0	0	0	0
		Weapon Law Violations	31	31	9	6
		<b>Total Group A Offenses</b>	<b>1,083</b>	<b>562</b>	<b>381</b>	<b>44</b>

Domestic Violence Victims		
Offense	Reported	Cleared
Murder	0	0
Aggravated Assault	30	27
Simple Assault	133	86
Intimidation	21	5
Stalking	3	1
Forcible Rape	0	0
Forcible Sodomy	1	1
Sexual Assault W/Object	0	0
Forcible Fondling	0	0
Incest	0	0
Statutory Rape	1	1
Kidnapping/Abduction	1	1
<b>Total</b>	<b>190</b>	<b>122</b>

TIBRS Group B Arrests		
Offense	Adult	Juvenile
Bad Checks	21	0
Curfew/Vagrancy	0	0
Disorderly Conduct	6	9
DUI	79	1
Drunkenness	13	1
Family-Non Violent	68	0
Liquor Law Violations	2	3
Peeping Tom	0	0
Trespass	14	2
All Other Offenses	1,513	197
<b>Total Group B</b>	<b>1,716</b>	<b>213</b>



# Washington County Sheriff's Office - 2016

2015 Population Estimate	N/A	TIBRS Group A Offenses	Offenses		Arrests	
			Reported	Cleared	Adult	Juvenile
<b>Offense Overview</b>		<b>Crimes Against Persons</b>				
Offense Total	2,180	Murder	0	0	0	0
Number Cleared	1,022	Negligent Manslaughter	1	1	0	1
Percent Cleared	46.88 %	Negligent Vehicular Manslaughter	0	0	0	0
Group A Crimes per 100,000 population	N/A	Kidnapping/Abduction	5	5	5	0
		Forcible Rape	12	7	2	0
		Forcible Sodomy	2	0	0	0
		Sexual Assault W/Object	0	0	0	0
		Forcible Fondling	27	11	3	0
		Incest	0	0	0	0
		Statutory Rape	1	0	0	0
		Aggravated Assault	144	112	90	1
		Simple Assault	531	395	296	16
		Intimidation	99	10	6	0
		Stalking	2	2	0	0
		Commercial Sex Acts	0	0	0	0
		Involuntary Servitude	0	0	0	0
		<b>Crimes Against Property</b>				
		Arson	6	1	1	0
		Bribery	0	0	0	0
		Burglary	219	47	43	1
		Counterfeiting/Forgery	4	1	0	0
		Destruction/Damage/Vandalism	215	46	15	0
		Embezzlement	2	1	1	0
		Extortion/Blackmail	1	0	0	0
		Fraud - Computer Hacking/Invasion	1	0	0	0
		Fraud - Credit Card/ATM	24	3	1	0
		Fraud - False Pretenses	16	2	1	0
		Fraud - Identity Theft	6	1	1	0
		Fraud - Impersonation	22	10	4	0
		Fraud - Welfare	1	0	0	0
		Fraud - Wire	1	0	0	0
		Motor Vehicle Theft	58	28	13	0
		Robbery	7	4	5	0
		Stolen Property Offenses	9	7	4	0
		Theft - Pocket-picking	0	0	0	0
		Theft - Purse Snatching	0	0	0	0
		Theft - Shoplifting	13	4	4	0
		Theft From Building	83	20	10	2
		Theft From Coin Machine	1	0	0	0
		Theft From Motor Vehicle	170	29	28	1
		Theft of Motor Vehicle Parts	8	1	1	0
		Theft - All Other Larceny	202	30	19	1
		<b>Crimes Against Society</b>				
		Animal Cruelty	2	0	0	0
		Drug/Narcotic Violations	144	130	136	5
		Drug/Narcotic Equipment Violations	119	104	35	1
		Gambling - Betting/Wagering	0	0	0	0
		Gambling - Operating/Promoting	0	0	0	0
		Gambling - Equipment Violations	0	0	0	0
		Gambling - Sports Tampering	0	0	0	0
		Pornography/Obscene Material	11	1	1	0
		Prostitution	0	0	0	0
		Prostitution Assisting/Promoting	0	0	0	0
		Purchasing Prostitution	0	0	0	0
		Weapon Law Violations	11	9	1	0
		<b>Total Group A Offenses</b>	<b>2,180</b>	<b>1,022</b>	<b>726</b>	<b>29</b>

Domestic Violence Victims		
Offense	Reported	Cleared
Murder	0	0
Aggravated Assault	73	66
Simple Assault	364	324
Intimidation	24	5
Stalking	2	2
Forcible Rape	7	4
Forcible Sodomy	0	0
Sexual Assault W/Object	0	0
Forcible Fondling	7	3
Incest	0	0
Statutory Rape	0	0
Kidnapping/Abduction	3	3
<b>Total</b>	<b>480</b>	<b>407</b>

TIBRS Group B Arrests		
Offense	Adult	Juvenile
Bad Checks	1	0
Curfew/Vagrancy	0	0
Disorderly Conduct	11	0
DUI	89	0
Drunkenness	73	0
Family-Non Violent	8	0
Liquor Law Violations	0	0
Peeping Tom	0	0
Trespass	7	0
All Other Offenses	2,691	5
<b>Total Group B</b>	<b>2,880</b>	<b>5</b>



## Wayne County Sheriff's Office - 2016

2015 Population Estimate	N/A	TIBRS Group A Offenses	Offenses		Arrests	
			Reported	Cleared	Adult	Juvenile
<b>Offense Overview</b>		<b>Crimes Against Persons</b>				
Offense Total	321	Murder	2	2	1	0
Number Cleared	249	Negligent Manslaughter	0	0	0	0
Percent Cleared	77.57 %	Negligent Vehicular Manslaughter	0	0	0	0
Group A Crimes per 100,000 population	N/A	Kidnapping/Abduction	0	0	0	0
		Forcible Rape	2	2	2	0
		Forcible Sodomy	0	0	0	0
		Sexual Assault W/Object	0	0	0	0
		Forcible Fondling	0	0	0	0
		Incest	0	0	0	0
<b>Arrest Overview</b>		Statutory Rape	0	0	0	0
Total Arrests	813	Aggravated Assault	33	33	30	0
Adult Arrests	807	Simple Assault	35	34	31	0
Juvenile Arrests	6	Intimidation	1	1	1	0
Unknown Age	0	Stalking	2	2	2	0
Arrests per 100,000 population	N/A	Commercial Sex Acts	0	0	0	0
Average number offenses/incident	1.10	Involuntary Servitude	0	0	0	0
		<b>Crimes Against Property</b>				
		Arson	2	1	1	0
		Bribery	0	0	0	0
		Burglary	29	16	18	0
		Counterfeiting/Forgery	5	2	2	0
		Destruction/Damage/Vandalism	35	17	13	2
		Embezzlement	0	0	0	0
		Extortion/Blackmail	0	0	0	0
		Fraud - Computer Hacking/Invasion	0	0	0	0
		Fraud - Credit Card/ATM	78	78	78	0
		Fraud - False Pretenses	3	0	0	0
		Fraud - Identity Theft	0	0	0	0
		Fraud - Impersonation	0	0	0	0
		Fraud - Welfare	0	0	0	0
		Fraud - Wire	0	0	0	0
		Motor Vehicle Theft	8	1	1	0
		Robbery	0	0	0	0
		Stolen Property Offenses	21	17	16	1
		Theft - Pocket-picking	0	0	0	0
		Theft - Purse Snatching	0	0	0	0
		Theft - Shoplifting	2	2	2	0
		Theft From Building	4	2	2	0
		Theft From Coin Machine	0	0	0	0
		Theft From Motor Vehicle	8	2	2	0
		Theft of Motor Vehicle Parts	3	0	0	0
		Theft - All Other Larceny	12	2	2	0
		<b>Crimes Against Society</b>				
		Animal Cruelty	0	0	0	0
		Drug/Narcotic Violations	17	17	16	0
		Drug/Narcotic Equipment Violations	13	13	4	0
		Gambling - Betting/Wagering	0	0	0	0
		Gambling - Operating/Promoting	0	0	0	0
		Gambling - Equipment Violations	0	0	0	0
		Gambling - Sports Tampering	0	0	0	0
		Pornography/Obscene Material	1	1	1	0
		Prostitution	0	0	0	0
		Prostitution Assisting/Promoting	0	0	0	0
		Purchasing Prostitution	0	0	0	0
		Weapon Law Violations	5	4	2	0
		<b>Total Group A Offenses</b>	<b>321</b>	<b>249</b>	<b>227</b>	<b>3</b>

Domestic Violence Victims		
Offense	Reported	Cleared
Murder	1	1
Aggravated Assault	20	20
Simple Assault	27	26
Intimidation	1	1
Stalking	0	0
Forcible Rape	0	0
Forcible Sodomy	0	0
Sexual Assault W/Object	0	0
Forcible Fondling	0	0
Incest	0	0
Statutory Rape	0	0
Kidnapping/Abduction	0	0
<b>Total</b>	<b>49</b>	<b>48</b>

TIBRS Group B Arrests		
Offense	Adult	Juvenile
Bad Checks	51	0
Curfew/Vagrancy	0	0
Disorderly Conduct	2	0
DUI	16	0
Drunkenness	6	0
Family-Non Violent	32	0
Liquor Law Violations	22	2
Peeping Tom	0	0
Trespass	3	0
All Other Offenses	448	1
<b>Total Group B</b>	<b>580</b>	<b>3</b>



## Weakley County Sheriff's Office - 2016

			Offenses		Arrests	
			Reported	Cleared	Adult	Juvenile
<b>2015 Population Estimate</b>	N/A	<b>TIBRS Group A Offenses</b>				
<b>Offense Overview</b>		<b>Crimes Against Persons</b>				
Offense Total	438	Murder	1	1	0	0
Number Cleared	281	Negligent Manslaughter	0	0	0	0
Percent Cleared	64.16 %	Negligent Vehicular Manslaughter	0	0	0	0
Group A Crimes per 100,000 population	N/A	Kidnapping/Abduction	1	1	1	1
		Forcible Rape	1	0	0	0
		Forcible Sodomy	1	1	0	1
		Sexual Assault W/Object	0	0	0	0
		Forcible Fondling	6	3	1	0
		Incest	0	0	0	0
		Statutory Rape	0	0	0	0
		Aggravated Assault	18	15	13	0
		Simple Assault	58	57	46	2
		Intimidation	4	2	2	0
		Stalking	1	1	1	0
		Commercial Sex Acts	0	0	0	0
		Involuntary Servitude	0	0	0	0
		<b>Crimes Against Property</b>				
		Arson	1	1	1	0
		Bribery	0	0	0	0
		Burglary	74	19	28	5
		Counterfeiting/Forgery	3	1	0	0
		Destruction/Damage/Vandalism	31	9	5	0
		Embezzlement	0	0	0	0
		Extortion/Blackmail	0	0	0	0
		Fraud - Computer Hacking/Invasion	0	0	0	0
		Fraud - Credit Card/ATM	1	0	0	0
		Fraud - False Pretenses	6	4	4	0
		Fraud - Identity Theft	1	0	0	0
		Fraud - Impersonation	10	2	2	0
		Fraud - Welfare	0	0	0	0
		Fraud - Wire	0	0	0	0
		Motor Vehicle Theft	12	5	4	0
		Robbery	0	0	0	0
		Stolen Property Offenses	0	0	0	0
		Theft - Pocket-picking	0	0	0	0
		Theft - Purse Snatching	0	0	0	0
		Theft - Shoplifting	0	0	0	0
		Theft From Building	12	3	2	0
		Theft From Coin Machine	0	0	0	0
		Theft From Motor Vehicle	10	1	0	0
		Theft of Motor Vehicle Parts	2	0	0	0
		Theft - All Other Larceny	31	6	5	0
		<b>Crimes Against Society</b>				
		Animal Cruelty	0	0	0	0
		Drug/Narcotic Violations	77	74	110	2
		Drug/Narcotic Equipment Violations	62	61	11	0
		Gambling - Betting/Wagering	0	0	0	0
		Gambling - Operating/Promoting	0	0	0	0
		Gambling - Equipment Violations	0	0	0	0
		Gambling - Sports Tampering	0	0	0	0
		Pornography/Obscene Material	0	0	0	0
		Prostitution	0	0	0	0
		Prostitution Assisting/Promoting	0	0	0	0
		Purchasing Prostitution	0	0	0	0
		Weapon Law Violations	14	14	3	0
		<b>Total Group A Offenses</b>	<b>438</b>	<b>281</b>	<b>239</b>	<b>11</b>

<b>Domestic Violence Victims</b>				
Offense	Reported	Cleared		
Murder	1	1		
Aggravated Assault	8	8		
Simple Assault	49	48		
Intimidation	3	2		
Stalking	1	1		
Forcible Rape	0	0		
Forcible Sodomy	1	1		
Sexual Assault W/Object	0	0		
Forcible Fondling	2	2		
Incest	0	0		
Statutory Rape	0	0		
Kidnapping/Abduction	1	1		
<b>Total</b>	<b>66</b>	<b>64</b>		

<b>TIBRS Group B Arrests</b>				
Offense	Adult	Juvenile		
Bad Checks	88	0		
Curfew/Vagrancy	0	0		
Disorderly Conduct	8	0		
DUI	39	0		
Drunkenness	11	0		
Family-Non Violent	36	0		
Liquor Law Violations	9	1		
Peeping Tom	0	0		
Trespass	6	0		
All Other Offenses	872	2		
<b>Total Group B</b>	<b>1,069</b>	<b>3</b>		



## White County Sheriff's Office - 2016

2015 Population Estimate	N/A	TIBRS Group A Offenses	Offenses		Arrests	
			Reported	Cleared	Adult	Juvenile
<b>Offense Overview</b>		<b>Crimes Against Persons</b>				
Offense Total	951	Murder	0	0	0	0
Number Cleared	314	Negligent Manslaughter	0	0	0	0
Percent Cleared	33.02 %	Negligent Vehicular Manslaughter	0	0	0	0
Group A Crimes per 100,000 population	N/A	Kidnapping/Abduction	0	0	0	0
		Forcible Rape	2	1	0	0
		Forcible Sodomy	1	0	0	0
		Sexual Assault W/Object	0	0	0	0
		Forcible Fondling	8	0	0	0
		Incest	0	0	0	0
<b>Arrest Overview</b>		Statutory Rape	1	1	1	0
Total Arrests	775	Aggravated Assault	58	39	26	0
Adult Arrests	758	Simple Assault	124	77	61	5
Juvenile Arrests	17	Intimidation	20	0	0	0
Unknown Age	0	Stalking	3	2	2	0
Arrests per 100,000 population	N/A	Commercial Sex Acts	0	0	0	0
Average number offenses/incident	1.24	Involuntary Servitude	0	0	0	0
		<b>Crimes Against Property</b>				
		Arson	5	1	0	1
		Bribery	0	0	0	0
		Burglary	50	2	1	1
		Counterfeiting/Forgery	17	3	0	0
		Destruction/Damage/Vandalism	93	7	1	0
		Embezzlement	1	0	0	0
		Extortion/Blackmail	3	0	0	0
		Fraud - Computer Hacking/Invasion	0	0	0	0
		Fraud - Credit Card/ATM	6	0	0	0
		Fraud - False Pretenses	13	0	0	0
		Fraud - Identity Theft	2	0	0	0
		Fraud - Impersonation	6	3	3	0
		Fraud - Welfare	3	0	0	0
		Fraud - Wire	2	0	0	0
		Motor Vehicle Theft	37	7	4	0
		Robbery	1	0	0	0
		Stolen Property Offenses	3	0	0	0
		Theft - Pocket-picking	0	0	0	0
		Theft - Purse Snatching	0	0	0	0
		Theft - Shoplifting	4	1	1	0
		Theft From Building	142	6	3	0
		Theft From Coin Machine	0	0	0	0
		Theft From Motor Vehicle	43	2	2	0
		Theft of Motor Vehicle Parts	2	0	0	0
		Theft - All Other Larceny	53	2	2	0
		<b>Crimes Against Society</b>				
		Animal Cruelty	2	1	1	0
		Drug/Narcotic Violations	121	77	50	2
		Drug/Narcotic Equipment Violations	111	71	30	0
		Gambling - Betting/Wagering	0	0	0	0
		Gambling - Operating/Promoting	0	0	0	0
		Gambling - Equipment Violations	0	0	0	0
		Gambling - Sports Tampering	0	0	0	0
		Pornography/Obscene Material	2	0	0	0
		Prostitution	0	0	0	0
		Prostitution Assisting/Promoting	0	0	0	0
		Purchasing Prostitution	0	0	0	0
		Weapon Law Violations	12	11	4	0
		<b>Total Group A Offenses</b>	<b>951</b>	<b>314</b>	<b>192</b>	<b>9</b>

Domestic Violence Victims		
Offense	Reported	Cleared
Murder	0	0
Aggravated Assault	37	27
Simple Assault	97	67
Intimidation	4	0
Stalking	1	1
Forcible Rape	2	1
Forcible Sodomy	0	0
Sexual Assault W/Object	0	0
Forcible Fondling	3	0
Incest	0	0
Statutory Rape	0	0
Kidnapping/Abduction	0	0
<b>Total</b>	<b>144</b>	<b>96</b>

TIBRS Group B Arrests		
Offense	Adult	Juvenile
Bad Checks	0	0
Curfew/Vagrancy	0	0
Disorderly Conduct	1	1
DUI	31	0
Drunkenness	17	0
Family-Non Violent	2	1
Liquor Law Violations	2	2
Peeping Tom	0	0
Trespass	3	0
All Other Offenses	510	4
<b>Total Group B</b>	<b>566</b>	<b>8</b>





## Williamson County Sheriff's Office - 2016

2015 Population Estimate	N/A	TIBRS Group A Offenses	Offenses		Arrests	
			Reported	Cleared	Adult	Juvenile
<b>Offense Overview</b>		<b>Crimes Against Persons</b>				
Offense Total	1,432	Murder	2	1	1	0
Number Cleared	927	Negligent Manslaughter	0	0	0	0
Percent Cleared	64.73 %	Negligent Vehicular Manslaughter	0	0	0	0
Group A Crimes per 100,000 population	N/A	Kidnapping/Abduction	4	4	3	0
		Forcible Rape	6	5	2	0
		Forcible Sodomy	2	1	0	0
		Sexual Assault W/Object	1	1	0	0
		Forcible Fondling	9	7	0	4
		Incest	0	0	0	0
		Statutory Rape	1	1	1	0
		Aggravated Assault	58	53	24	5
		Simple Assault	259	240	89	28
		Intimidation	48	36	2	3
		Stalking	4	4	2	0
		Commercial Sex Acts	0	0	0	0
		Involuntary Servitude	0	0	0	0
		<b>Crimes Against Property</b>				
		Arson	0	0	0	0
		Bribery	0	0	0	0
		Burglary	93	15	19	1
		Counterfeiting/Forgery	11	6	4	0
		Destruction/Damage/Vandalism	127	40	13	5
		Embezzlement	2	1	1	0
		Extortion/Blackmail	0	0	0	0
		Fraud - Computer Hacking/Invasion	2	0	0	0
		Fraud - Credit Card/ATM	20	4	3	0
		Fraud - False Pretenses	67	13	10	0
		Fraud - Identity Theft	12	2	0	0
		Fraud - Impersonation	29	8	5	1
		Fraud - Welfare	0	0	0	0
		Fraud - Wire	2	0	0	0
		Motor Vehicle Theft	22	12	8	3
		Robbery	2	2	2	0
		Stolen Property Offenses	6	5	5	0
		Theft - Pocket-picking	0	0	0	0
		Theft - Purse Snatching	0	0	0	0
		Theft - Shoplifting	17	13	5	4
		Theft From Building	90	48	17	15
		Theft From Coin Machine	0	0	0	0
		Theft From Motor Vehicle	55	8	8	1
		Theft of Motor Vehicle Parts	6	0	0	0
		Theft - All Other Larceny	67	16	10	0
		<b>Crimes Against Society</b>				
		Animal Cruelty	0	0	0	0
		Drug/Narcotic Violations	223	209	203	40
		Drug/Narcotic Equipment Violations	151	147	39	4
		Gambling - Betting/Wagering	0	0	0	0
		Gambling - Operating/Promoting	0	0	0	0
		Gambling - Equipment Violations	0	0	0	0
		Gambling - Sports Tampering	0	0	0	0
		Pornography/Obscene Material	12	6	0	4
		Prostitution	0	0	0	0
		Prostitution Assisting/Promoting	0	0	0	0
		Purchasing Prostitution	0	0	0	0
		Weapon Law Violations	22	19	8	5
		<b>Total Group A Offenses</b>	<b>1,432</b>	<b>927</b>	<b>484</b>	<b>123</b>

Domestic Violence Victims		
Offense	Reported	Cleared
Murder	0	0
Aggravated Assault	29	28
Simple Assault	160	146
Intimidation	16	11
Stalking	2	2
Forcible Rape	5	4
Forcible Sodomy	1	1
Sexual Assault W/Object	0	0
Forcible Fondling	2	1
Incest	0	0
Statutory Rape	0	0
Kidnapping/Abduction	4	4
<b>Total</b>	<b>219</b>	<b>197</b>

TIBRS Group B Arrests		
Offense	Adult	Juvenile
Bad Checks	2	0
Curfew/Vagrancy	0	0
Disorderly Conduct	6	4
DUI	108	1
Drunkenness	12	1
Family-Non Violent	92	0
Liquor Law Violations	17	2
Peeping Tom	0	0
Trespass	4	1
All Other Offenses	2,184	27
<b>Total Group B</b>	<b>2,425</b>	<b>36</b>



## Wilson County Sheriff's Office - 2016

2015 Population Estimate	N/A	TIBRS Group A Offenses	Offenses		Arrests	
			Reported	Cleared	Adult	Juvenile
<b>Offense Overview</b>		<b>Crimes Against Persons</b>				
Offense Total	1,752	Murder	1	0	0	0
Number Cleared	664	Negligent Manslaughter	0	0	0	0
Percent Cleared	37.90 %	Negligent Vehicular Manslaughter	0	0	0	0
Group A Crimes per 100,000 population	N/A	Kidnapping/Abduction	3	2	2	0
		Forcible Rape	5	5	4	1
		Forcible Sodomy	0	0	0	0
		Sexual Assault W/Object	0	0	0	0
		Forcible Fondling	2	2	1	1
		Incest	0	0	0	0
		Statutory Rape	2	2	2	0
		Aggravated Assault	102	90	65	4
		Simple Assault	329	156	114	23
		Intimidation	76	22	12	3
		Stalking	3	2	2	0
		Commercial Sex Acts	0	0	0	0
		Involuntary Servitude	0	0	0	0
		<b>Crimes Against Property</b>				
		Arson	0	0	0	0
		Bribery	0	0	0	0
		Burglary	245	24	13	9
		Counterfeiting/Forgery	7	5	2	1
		Destruction/Damage/Vandalism	163	38	14	2
		Embezzlement	0	0	0	0
		Extortion/Blackmail	0	0	0	0
		Fraud - Computer Hacking/Invasion	0	0	0	0
		Fraud - Credit Card/ATM	1	1	0	0
		Fraud - False Pretenses	44	1	2	0
		Fraud - Identity Theft	0	0	0	0
		Fraud - Impersonation	16	10	9	0
		Fraud - Welfare	0	0	0	0
		Fraud - Wire	0	0	0	0
		Motor Vehicle Theft	71	10	4	2
		Robbery	3	0	0	0
		Stolen Property Offenses	0	0	0	0
		Theft - Pocket-picking	0	0	0	0
		Theft - Purse Snatching	0	0	0	0
		Theft - Shoplifting	3	0	0	0
		Theft From Building	122	16	6	6
		Theft From Coin Machine	0	0	0	0
		Theft From Motor Vehicle	143	17	5	2
		Theft of Motor Vehicle Parts	0	0	0	0
		Theft - All Other Larceny	147	13	7	3
		<b>Crimes Against Society</b>				
		Animal Cruelty	0	0	0	0
		Drug/Narcotic Violations	162	153	110	40
		Drug/Narcotic Equipment Violations	78	72	16	12
		Gambling - Betting/Wagering	0	0	0	0
		Gambling - Operating/Promoting	0	0	0	0
		Gambling - Equipment Violations	0	0	0	0
		Gambling - Sports Tampering	0	0	0	0
		Pornography/Obscene Material	3	2	0	0
		Prostitution	0	0	0	0
		Prostitution Assisting/Promoting	2	2	2	0
		Purchasing Prostitution	0	0	0	0
		Weapon Law Violations	19	19	5	6
		<b>Total Group A Offenses</b>	<b>1,752</b>	<b>664</b>	<b>397</b>	<b>115</b>

Domestic Violence Victims		
Offense	Reported	Cleared
Murder	0	0
Aggravated Assault	51	48
Simple Assault	201	104
Intimidation	20	2
Stalking	0	0
Forcible Rape	1	1
Forcible Sodomy	0	0
Sexual Assault W/Object	0	0
Forcible Fondling	0	0
Incest	0	0
Statutory Rape	0	0
Kidnapping/Abduction	3	2
<b>Total</b>	<b>276</b>	<b>157</b>

TIBRS Group B Arrests		
Offense	Adult	Juvenile
Bad Checks	0	0
Curfew/Vagrancy	0	0
Disorderly Conduct	10	46
DUI	120	0
Drunkenness	56	12
Family-Non Violent	170	0
Liquor Law Violations	7	13
Peeping Tom	0	0
Trespass	7	0
All Other Offenses	2,196	54
<b>Total Group B</b>	<b>2,566</b>	<b>125</b>



O

E

H

O

H



**CRIME IN  
TENNESSEE  
2016**

**POLICE  
DEPARTMENTS**

## Adamsville Police Department - 2016

2015 Population Estimate	2,239	TIBRS Group A Offenses	Offenses		Arrests	
			Reported	Cleared	Adult	Juvenile
<b>Offense Overview</b>		<b>Crimes Against Persons</b>				
Offense Total	171	Murder	0	0	0	0
Number Cleared	80	Negligent Manslaughter	0	0	0	0
Percent Cleared	46.78 %	Negligent Vehicular Manslaughter	0	0	0	0
Group A Crimes per 100,000 population	7,637.3	Kidnapping/Abduction	0	0	0	0
		Forcible Rape	0	0	0	0
		Forcible Sodomy	0	0	0	0
		Sexual Assault W/Object	0	0	0	0
		Forcible Fondling	0	0	0	0
		Incest	0	0	0	0
		Statutory Rape	0	0	0	0
		Aggravated Assault	5	1	1	0
		Simple Assault	32	21	17	2
		Intimidation	4	0	0	0
		Stalking	0	0	0	0
		Commercial Sex Acts	0	0	0	0
		Involuntary Servitude	0	0	0	0
		<b>Crimes Against Property</b>				
		Arson	0	0	0	0
		Bribery	0	0	0	0
		Burglary	20	5	4	4
		Counterfeiting/Forgery	2	1	1	0
		Destruction/Damage/Vandalism	18	1	0	0
		Embezzlement	0	0	0	0
		Extortion/Blackmail	0	0	0	0
		Fraud - Computer Hacking/Invasion	0	0	0	0
		Fraud - Credit Card/ATM	3	1	1	0
		Fraud - False Pretenses	7	1	1	0
		Fraud - Identity Theft	0	0	0	0
		Fraud - Impersonation	0	0	0	0
		Fraud - Welfare	0	0	0	0
		Fraud - Wire	0	0	0	0
		Motor Vehicle Theft	3	1	1	0
		Robbery	0	0	0	0
		Stolen Property Offenses	0	0	0	0
		Theft - Pocket-picking	0	0	0	0
		Theft - Purse Snatching	0	0	0	0
		Theft - Shoplifting	3	2	1	1
		Theft From Building	9	1	1	0
		Theft From Coin Machine	0	0	0	0
		Theft From Motor Vehicle	13	1	0	0
		Theft of Motor Vehicle Parts	1	0	0	0
		Theft - All Other Larceny	8	2	1	2
		<b>Crimes Against Society</b>				
		Animal Cruelty	0	0	0	0
		Drug/Narcotic Violations	21	21	16	5
		Drug/Narcotic Equipment Violations	20	19	11	1
		Gambling - Betting/Wagering	0	0	0	0
		Gambling - Operating/Promoting	0	0	0	0
		Gambling - Equipment Violations	0	0	0	0
		Gambling - Sports Tampering	0	0	0	0
		Pornography/Obscene Material	0	0	0	0
		Prostitution	0	0	0	0
		Prostitution Assisting/Promoting	0	0	0	0
		Purchasing Prostitution	0	0	0	0
		Weapon Law Violations	2	2	0	0
		<b>Total Group A Offenses</b>	<b>171</b>	<b>80</b>	<b>56</b>	<b>15</b>

Domestic Violence Victims		
Offense	Reported	Cleared
Murder	0	0
Aggravated Assault	1	1
Simple Assault	20	14
Intimidation	0	0
Stalking	0	0
Forcible Rape	0	0
Forcible Sodomy	0	0
Sexual Assault W/Object	0	0
Forcible Fondling	0	0
Incest	0	0
Statutory Rape	0	0
Kidnapping/Abduction	0	0
<b>Total</b>	<b>21</b>	<b>15</b>

TIBRS Group B Arrests		
Offense	Adult	Juvenile
Bad Checks	0	0
Curfew/Vagrancy	0	0
Disorderly Conduct	1	0
DUI	11	0
Drunkenness	9	0
Family-Non Violent	0	0
Liquor Law Violations	0	2
Peeping Tom	0	0
Trespass	3	0
All Other Offenses	10	5
<b>Total Group B</b>	<b>34</b>	<b>7</b>



## Alamo Police Department - 2016

2015 Population Estimate	2,487	TIBRS Group A Offenses	Offenses		Arrests	
			Reported	Cleared	Adult	Juvenile
<b>Offense Overview</b>		<b>Crimes Against Persons</b>				
Offense Total	49	Murder	0	0	0	0
Number Cleared	28	Negligent Manslaughter	0	0	0	0
Percent Cleared	57.14 %	Negligent Vehicular Manslaughter	0	0	0	0
Group A Crimes per 100,000 population	1,970.2	Kidnapping/Abduction	0	0	0	0
		Forcible Rape	0	0	0	0
		Forcible Sodomy	0	0	0	0
		Sexual Assault W/Object	0	0	0	0
		Forcible Fondling	1	1	0	1
		Incest	0	0	0	0
		Statutory Rape	2	2	2	0
		Aggravated Assault	7	5	5	0
		Simple Assault	11	7	7	0
		Intimidation	1	1	1	0
		Stalking	0	0	0	0
		Commercial Sex Acts	0	0	0	0
		Involuntary Servitude	0	0	0	0
		<b>Crimes Against Property</b>				
		Arson	0	0	0	0
		Bribery	0	0	0	0
		Burglary	3	0	0	0
		Counterfeiting/Forgery	1	1	1	0
		Destruction/Damage/Vandalism	2	1	1	0
		Embezzlement	0	0	0	0
		Extortion/Blackmail	0	0	0	0
		Fraud - Computer Hacking/Invasion	0	0	0	0
		Fraud - Credit Card/ATM	0	0	0	0
		Fraud - False Pretenses	1	1	1	0
		Fraud - Identity Theft	0	0	0	0
		Fraud - Impersonation	0	0	0	0
		Fraud - Welfare	0	0	0	0
		Fraud - Wire	0	0	0	0
		Motor Vehicle Theft	1	1	1	0
		Robbery	0	0	0	0
		Stolen Property Offenses	4	0	0	0
		Theft - Pocket-picking	0	0	0	0
		Theft - Purse Snatching	0	0	0	0
		Theft - Shoplifting	1	1	1	0
		Theft From Building	2	2	2	0
		Theft From Coin Machine	0	0	0	0
		Theft From Motor Vehicle	3	0	0	0
		Theft of Motor Vehicle Parts	0	0	0	0
		Theft - All Other Larceny	3	0	0	0
		<b>Crimes Against Society</b>				
		Animal Cruelty	0	0	0	0
		Drug/Narcotic Violations	4	3	3	0
		Drug/Narcotic Equipment Violations	2	2	1	0
		Gambling - Betting/Wagering	0	0	0	0
		Gambling - Operating/Promoting	0	0	0	0
		Gambling - Equipment Violations	0	0	0	0
		Gambling - Sports Tampering	0	0	0	0
		Pornography/Obscene Material	0	0	0	0
		Prostitution	0	0	0	0
		Prostitution Assisting/Promoting	0	0	0	0
		Purchasing Prostitution	0	0	0	0
		Weapon Law Violations	0	0	0	0
		<b>Total Group A Offenses</b>	<b>49</b>	<b>28</b>	<b>26</b>	<b>1</b>

Domestic Violence Victims		
Offense	Reported	Cleared
Murder	0	0
Aggravated Assault	4	4
Simple Assault	5	5
Intimidation	1	1
Stalking	0	0
Forcible Rape	0	0
Forcible Sodomy	0	0
Sexual Assault W/Object	0	0
Forcible Fondling	1	1
Incest	0	0
Statutory Rape	0	0
Kidnapping/Abduction	0	0
<b>Total</b>	<b>11</b>	<b>11</b>

TIBRS Group B Arrests		
Offense	Adult	Juvenile
Bad Checks	0	0
Curfew/Vagrancy	0	0
Disorderly Conduct	7	0
DUI	3	0
Drunkenness	5	0
Family-Non Violent	0	0
Liquor Law Violations	0	0
Peeping Tom	0	1
Trespass	0	0
All Other Offenses	15	0
<b>Total Group B</b>	<b>30</b>	<b>1</b>



## Alcoa Police Department - 2016

2015 Population Estimate	9,316	TIBRS Group A Offenses	Offenses		Arrests	
			Reported	Cleared	Adult	Juvenile
<b>Offense Overview</b>		<b>Crimes Against Persons</b>				
Offense Total	1,643	Murder	1	0	0	0
Number Cleared	709	Negligent Manslaughter	0	0	0	0
Percent Cleared	43.15 %	Negligent Vehicular Manslaughter	0	0	0	0
Group A Crimes per 100,000 population	17,636.3	Kidnapping/Abduction	2	2	0	0
		Forcible Rape	0	0	0	0
		Forcible Sodomy	3	0	0	0
		Sexual Assault W/Object	0	0	0	0
		Forcible Fondling	10	2	0	0
		Incest	0	0	0	0
		Statutory Rape	1	1	0	0
		Aggravated Assault	60	30	20	0
		Simple Assault	200	62	41	0
		Intimidation	40	7	1	0
		Stalking	1	1	1	0
		Commercial Sex Acts	0	0	0	0
		Involuntary Servitude	0	0	0	0
		<b>Crimes Against Property</b>				
		Arson	5	0	0	0
		Bribery	0	0	0	0
		Burglary	48	3	3	2
		Counterfeiting/Forgery	50	13	10	0
		Destruction/Damage/Vandalism	113	12	3	1
		Embezzlement	23	11	8	0
		Extortion/Blackmail	0	0	0	0
		Fraud - Computer Hacking/Invasion	0	0	0	0
		Fraud - Credit Card/ATM	68	16	9	0
		Fraud - False Pretenses	118	26	16	0
		Fraud - Identity Theft	0	0	0	0
		Fraud - Impersonation	12	11	9	0
		Fraud - Welfare	0	0	0	0
		Fraud - Wire	2	0	0	0
		Motor Vehicle Theft	43	9	6	2
		Robbery	12	4	3	0
		Stolen Property Offenses	0	0	0	0
		Theft - Pocket-picking	1	0	0	0
		Theft - Purse Snatching	2	0	0	0
		Theft - Shoplifting	261	176	197	3
		Theft From Building	69	13	4	1
		Theft From Coin Machine	0	0	0	0
		Theft From Motor Vehicle	50	5	2	1
		Theft of Motor Vehicle Parts	12	0	0	0
		Theft - All Other Larceny	54	5	1	3
		<b>Crimes Against Society</b>				
		Animal Cruelty	0	0	0	0
		Drug/Narcotic Violations	184	147	132	4
		Drug/Narcotic Equipment Violations	175	141	69	0
		Gambling - Betting/Wagering	0	0	0	0
		Gambling - Operating/Promoting	0	0	0	0
		Gambling - Equipment Violations	0	0	0	0
		Gambling - Sports Tampering	0	0	0	0
		Pornography/Obscene Material	1	0	0	0
		Prostitution	1	0	0	0
		Prostitution Assisting/Promoting	0	0	0	0
		Purchasing Prostitution	0	0	0	0
		Weapon Law Violations	21	12	5	0
		<b>Total Group A Offenses</b>	<b>1,643</b>	<b>709</b>	<b>540</b>	<b>17</b>

Domestic Violence Victims		
Offense	Reported	Cleared
Murder	0	0
Aggravated Assault	28	16
Simple Assault	125	44
Intimidation	13	1
Stalking	0	0
Forcible Rape	0	0
Forcible Sodomy	0	0
Sexual Assault W/Object	0	0
Forcible Fondling	1	0
Incest	0	0
Statutory Rape	0	0
Kidnapping/Abduction	2	2
<b>Total</b>	<b>169</b>	<b>63</b>

TIBRS Group B Arrests		
Offense	Adult	Juvenile
Bad Checks	0	0
Curfew/Vagrancy	0	4
Disorderly Conduct	11	1
DUI	96	0
Drunkenness	28	0
Family-Non Violent	3	0
Liquor Law Violations	10	4
Peeping Tom	0	0
Trespass	9	0
All Other Offenses	22	0
<b>Total Group B</b>	<b>179</b>	<b>9</b>



## Alexandria Police Department - 2016

<b>2015 Population Estimate</b>	<b>976</b>
<b>Offense Overview</b>	
Offense Total	56
Number Cleared	27
Percent Cleared	48.21 %
Group A Crimes per 100,000 population	5,737.7
<b>Arrest Overview</b>	
Total Arrests	25
Adult Arrests	24
Juvenile Arrests	1
Unknown Age	0
Arrests per 100,000 population	2,561.5
Average number offenses/incident	1.14

Domestic Violence Victims		
Offense	Reported	Cleared
Murder	0	0
Aggravated Assault	1	1
Simple Assault	5	5
Intimidation	1	0
Stalking	0	0
Forcible Rape	0	0
Forcible Sodomy	0	0
Sexual Assault W/Object	0	0
Forcible Fondling	0	0
Incest	0	0
Statutory Rape	0	0
Kidnapping/Abduction	0	0
<b>Total</b>	<b>7</b>	<b>6</b>

TIBRS Group B Arrests		
Offense	Adult	Juvenile
Bad Checks	0	0
Curfew/Vagrancy	0	0
Disorderly Conduct	1	0
DUI	3	0
Drunkenness	1	0
Family-Non Violent	0	0
Liquor Law Violations	0	0
Peeping Tom	0	0
Trespass	0	0
All Other Offenses	1	0
<b>Total Group B</b>	<b>6</b>	<b>0</b>

TIBRS Group A Offenses	Offenses		Arrests	
	Reported	Cleared	Adult	Juvenile
<b>Crimes Against Persons</b>				
Murder	0	0	0	0
Negligent Manslaughter	0	0	0	0
Negligent Vehicular Manslaughter	0	0	0	0
Kidnapping/Abduction	0	0	0	0
Forcible Rape	0	0	0	0
Forcible Sodomy	0	0	0	0
Sexual Assault W/Object	0	0	0	0
Forcible Fondling	1	1	1	0
Incest	0	0	0	0
Statutory Rape	0	0	0	0
Aggravated Assault	5	3	2	0
Simple Assault	13	5	3	1
Intimidation	2	0	0	0
Stalking	0	0	0	0
Commercial Sex Acts	0	0	0	0
Involuntary Servitude	0	0	0	0
<b>Crimes Against Property</b>				
Arson	1	0	0	0
Bribery	0	0	0	0
Burglary	5	2	3	0
Counterfeiting/Forgery	1	0	0	0
Destruction/Damage/Vandalism	3	0	0	0
Embezzlement	0	0	0	0
Extortion/Blackmail	0	0	0	0
Fraud - Computer Hacking/Invasion	0	0	0	0
Fraud - Credit Card/ATM	0	0	0	0
Fraud - False Pretenses	0	0	0	0
Fraud - Identity Theft	0	0	0	0
Fraud - Impersonation	0	0	0	0
Fraud - Welfare	0	0	0	0
Fraud - Wire	0	0	0	0
Motor Vehicle Theft	1	0	0	0
Robbery	2	1	0	0
Stolen Property Offenses	0	0	0	0
Theft - Pocket-picking	0	0	0	0
Theft - Purse Snatching	0	0	0	0
Theft - Shoplifting	2	1	0	0
Theft From Building	5	0	0	0
Theft From Coin Machine	0	0	0	0
Theft From Motor Vehicle	0	0	0	0
Theft of Motor Vehicle Parts	2	1	1	0
Theft - All Other Larceny	0	0	0	0
<b>Crimes Against Society</b>				
Animal Cruelty	0	0	0	0
Drug/Narcotic Violations	7	7	7	0
Drug/Narcotic Equipment Violations	6	6	1	0
Gambling - Betting/Wagering	0	0	0	0
Gambling - Operating/Promoting	0	0	0	0
Gambling - Equipment Violations	0	0	0	0
Gambling - Sports Tampering	0	0	0	0
Pornography/Obscene Material	0	0	0	0
Prostitution	0	0	0	0
Prostitution Assisting/Promoting	0	0	0	0
Purchasing Prostitution	0	0	0	0
Weapon Law Violations	0	0	0	0
<b>Total Group A Offenses</b>	<b>56</b>	<b>27</b>	<b>18</b>	<b>1</b>



## Algood Police Department - 2016

2015 Population Estimate	3,725	TIBRS Group A Offenses	Offenses		Arrests	
			Reported	Cleared	Adult	Juvenile
<b>Offense Overview</b>		<b>Crimes Against Persons</b>				
Offense Total	336	Murder	0	0	0	0
Number Cleared	221	Negligent Manslaughter	0	0	0	0
Percent Cleared	65.77 %	Negligent Vehicular Manslaughter	0	0	0	0
Group A Crimes per 100,000 population	9,020.1	Kidnapping/Abduction	0	0	0	0
		Forcible Rape	0	0	0	0
		Forcible Sodomy	0	0	0	0
		Sexual Assault W/Object	0	0	0	0
		Forcible Fondling	3	0	0	0
		Incest	0	0	0	0
		Statutory Rape	0	0	0	0
		Aggravated Assault	8	6	6	0
		Simple Assault	33	29	27	0
		Intimidation	12	11	11	0
		Stalking	0	0	0	0
		Commercial Sex Acts	0	0	0	0
		Involuntary Servitude	0	0	0	0
		<b>Crimes Against Property</b>				
		Arson	0	0	0	0
		Bribery	0	0	0	0
		Burglary	10	1	1	0
		Counterfeiting/Forgery	3	1	0	0
		Destruction/Damage/Vandalism	4	0	0	0
		Embezzlement	0	0	0	0
		Extortion/Blackmail	0	0	0	0
		Fraud - Computer Hacking/Invasion	0	0	0	0
		Fraud - Credit Card/ATM	6	2	2	0
		Fraud - False Pretenses	3	0	0	0
		Fraud - Identity Theft	0	0	0	0
		Fraud - Impersonation	2	2	1	0
		Fraud - Welfare	0	0	0	0
		Fraud - Wire	1	0	0	0
		Motor Vehicle Theft	2	2	2	0
		Robbery	0	0	0	0
		Stolen Property Offenses	0	0	0	0
		Theft - Pocket-picking	1	0	0	0
		Theft - Purse Snatching	0	0	0	0
		Theft - Shoplifting	83	60	64	2
		Theft From Building	12	1	1	0
		Theft From Coin Machine	0	0	0	0
		Theft From Motor Vehicle	13	1	1	0
		Theft of Motor Vehicle Parts	0	0	0	0
		Theft - All Other Larceny	7	1	1	0
		<b>Crimes Against Society</b>				
		Animal Cruelty	0	0	0	0
		Drug/Narcotic Violations	70	56	53	4
		Drug/Narcotic Equipment Violations	58	43	18	0
		Gambling - Betting/Wagering	0	0	0	0
		Gambling - Operating/Promoting	0	0	0	0
		Gambling - Equipment Violations	0	0	0	0
		Gambling - Sports Tampering	0	0	0	0
		Pornography/Obscene Material	0	0	0	0
		Prostitution	0	0	0	0
		Prostitution Assisting/Promoting	0	0	0	0
		Purchasing Prostitution	0	0	0	0
		Weapon Law Violations	5	5	5	0
		<b>Total Group A Offenses</b>	<b>336</b>	<b>221</b>	<b>193</b>	<b>6</b>

Domestic Violence Victims		
Offense	Reported	Cleared
Murder	0	0
Aggravated Assault	6	6
Simple Assault	32	29
Intimidation	12	11
Stalking	0	0
Forcible Rape	0	0
Forcible Sodomy	0	0
Sexual Assault W/Object	0	0
Forcible Fondling	3	0
Incest	0	0
Statutory Rape	0	0
Kidnapping/Abduction	0	0
<b>Total</b>	<b>53</b>	<b>46</b>

TIBRS Group B Arrests		
Offense	Adult	Juvenile
Bad Checks	0	0
Curfew/Vagrancy	0	0
Disorderly Conduct	4	0
DUI	49	0
Drunkenness	15	1
Family-Non Violent	1	0
Liquor Law Violations	0	0
Peeping Tom	0	0
Trespass	8	0
All Other Offenses	15	0
<b>Total Group B</b>	<b>92</b>	<b>1</b>





## Ardmore Police Department - 2016

2015 Population Estimate	1,213	TIBRS Group A Offenses	Offenses		Arrests	
			Reported	Cleared	Adult	Juvenile
<b>Offense Overview</b>		<b>Crimes Against Persons</b>				
Offense Total	89	Murder	0	0	0	0
Number Cleared	52	Negligent Manslaughter	0	0	0	0
Percent Cleared	58.43 %	Negligent Vehicular Manslaughter	0	0	0	0
Group A Crimes per 100,000 population	7,337.2	Kidnapping/Abduction	0	0	0	0
		Forcible Rape	0	0	0	0
		Forcible Sodomy	0	0	0	0
		Sexual Assault W/Object	0	0	0	0
		Forcible Fondling	0	0	0	0
		Incest	0	0	0	0
		Statutory Rape	0	0	0	0
		Aggravated Assault	2	2	3	0
		Simple Assault	9	3	3	0
		Intimidation	7	0	0	0
		Stalking	1	0	0	0
		Commercial Sex Acts	0	0	0	0
		Involuntary Servitude	0	0	0	0
		<b>Crimes Against Property</b>				
		Arson	0	0	0	0
		Bribery	0	0	0	0
		Burglary	8	3	2	0
		Counterfeiting/Forgery	2	2	1	0
		Destruction/Damage/Vandalism	4	0	0	0
		Embezzlement	0	0	0	0
		Extortion/Blackmail	0	0	0	0
		Fraud - Computer Hacking/Invasion	0	0	0	0
		Fraud - Credit Card/ATM	1	1	1	0
		Fraud - False Pretenses	1	0	0	0
		Fraud - Identity Theft	0	0	0	0
		Fraud - Impersonation	0	0	0	0
		Fraud - Welfare	0	0	0	0
		Fraud - Wire	0	0	0	0
		Motor Vehicle Theft	0	0	0	0
		Robbery	0	0	0	0
		Stolen Property Offenses	0	0	0	0
		Theft - Pocket-picking	0	0	0	0
		Theft - Purse Snatching	0	0	0	0
		Theft - Shoplifting	0	0	0	0
		Theft From Building	1	0	0	0
		Theft From Coin Machine	0	0	0	0
		Theft From Motor Vehicle	5	0	0	0
		Theft of Motor Vehicle Parts	1	0	0	0
		Theft - All Other Larceny	6	3	3	0
		<b>Crimes Against Society</b>				
		Animal Cruelty	0	0	0	0
		Drug/Narcotic Violations	21	18	19	0
		Drug/Narcotic Equipment Violations	16	16	2	0
		Gambling - Betting/Wagering	0	0	0	0
		Gambling - Operating/Promoting	0	0	0	0
		Gambling - Equipment Violations	0	0	0	0
		Gambling - Sports Tampering	0	0	0	0
		Pornography/Obscene Material	0	0	0	0
		Prostitution	0	0	0	0
		Prostitution Assisting/Promoting	0	0	0	0
		Purchasing Prostitution	0	0	0	0
		Weapon Law Violations	4	4	2	0
		<b>Total Group A Offenses</b>	<b>89</b>	<b>52</b>	<b>36</b>	<b>0</b>
<b>Arrest Overview</b>						
Total Arrests	77					
Adult Arrests	77					
Juvenile Arrests	0					
Unknown Age	0					
Arrests per 100,000 population	6,347.9					
Average number offenses/incident	1.29					

Domestic Violence Victims		
Offense	Reported	Cleared
Murder	0	0
Aggravated Assault	1	1
Simple Assault	5	3
Intimidation	3	0
Stalking	1	0
Forcible Rape	0	0
Forcible Sodomy	0	0
Sexual Assault W/Object	0	0
Forcible Fondling	0	0
Incest	0	0
Statutory Rape	0	0
Kidnapping/Abduction	0	0
<b>Total</b>	<b>10</b>	<b>4</b>

TIBRS Group B Arrests		
Offense	Adult	Juvenile
Bad Checks	0	0
Curfew/Vagrancy	0	0
Disorderly Conduct	1	0
DUI	7	0
Drunkenness	13	0
Family-Non Violent	1	0
Liquor Law Violations	0	0
Peeping Tom	0	0
Trespass	0	0
All Other Offenses	19	0
<b>Total Group B</b>	<b>41</b>	<b>0</b>



# Ashland City Police Department - 2016

<b>2015 Population Estimate</b>	<b>4,649</b>
<b>Offense Overview</b>	
Offense Total	509
Number Cleared	237
Percent Cleared	46.56 %
Group A Crimes per 100,000 population	10,948.6
<b>Arrest Overview</b>	
Total Arrests	537
Adult Arrests	515
Juvenile Arrests	22
Unknown Age	0
Arrests per 100,000 population	11,550.9
Average number offenses/incident	1.16

Domestic Violence Victims		
Offense	Reported	Cleared
Murder	0	0
Aggravated Assault	3	3
Simple Assault	42	37
Intimidation	9	3
Stalking	0	0
Forcible Rape	0	0
Forcible Sodomy	0	0
Sexual Assault W/Object	0	0
Forcible Fondling	0	0
Incest	0	0
Statutory Rape	0	0
Kidnapping/Abduction	0	0
<b>Total</b>	<b>54</b>	<b>43</b>

TIBRS Group B Arrests		
Offense	Adult	Juvenile
Bad Checks	0	0
Curfew/Vagrancy	0	0
Disorderly Conduct	4	0
DUI	10	0
Drunkenness	20	0
Family-Non Violent	0	0
Liquor Law Violations	4	1
Peeping Tom	0	0
Trespass	2	0
All Other Offenses	291	2
<b>Total Group B</b>	<b>331</b>	<b>3</b>

TIBRS Group A Offenses	Offenses		Arrests	
	Reported	Cleared	Adult	Juvenile
<b>Crimes Against Persons</b>				
Murder	0	0	0	0
Negligent Manslaughter	0	0	0	0
Negligent Vehicular Manslaughter	0	0	0	0
Kidnapping/Abduction	0	0	0	0
Forcible Rape	1	0	0	0
Forcible Sodomy	0	0	0	0
Sexual Assault W/Object	0	0	0	0
Forcible Fondling	1	1	0	0
Incest	0	0	0	0
Statutory Rape	0	0	0	0
Aggravated Assault	11	8	6	0
Simple Assault	87	53	38	5
Intimidation	29	3	3	0
Stalking	0	0	0	0
Commercial Sex Acts	0	0	0	0
Involuntary Servitude	0	0	0	0
<b>Crimes Against Property</b>				
Arson	2	0	0	0
Bribery	0	0	0	0
Burglary	29	5	2	2
Counterfeiting/Forgery	16	1	1	0
Destruction/Damage/Vandalism	50	8	3	0
Embezzlement	1	1	1	0
Extortion/Blackmail	1	0	0	0
Fraud - Computer Hacking/Invasion	0	0	0	0
Fraud - Credit Card/ATM	1	1	1	0
Fraud - False Pretenses	21	7	4	0
Fraud - Identity Theft	0	0	0	0
Fraud - Impersonation	5	2	2	0
Fraud - Welfare	0	0	0	0
Fraud - Wire	0	0	0	0
Motor Vehicle Theft	9	3	2	0
Robbery	1	1	2	0
Stolen Property Offenses	2	2	1	1
Theft - Pocket-picking	0	0	0	0
Theft - Purse Snatching	0	0	0	0
Theft - Shoplifting	95	52	55	4
Theft From Building	15	5	4	0
Theft From Coin Machine	0	0	0	0
Theft From Motor Vehicle	21	1	1	0
Theft of Motor Vehicle Parts	5	1	1	0
Theft - All Other Larceny	27	3	4	0
<b>Crimes Against Society</b>				
Animal Cruelty	0	0	0	0
Drug/Narcotic Violations	51	51	48	7
Drug/Narcotic Equipment Violations	26	26	3	0
Gambling - Betting/Wagering	0	0	0	0
Gambling - Operating/Promoting	0	0	0	0
Gambling - Equipment Violations	0	0	0	0
Gambling - Sports Tampering	0	0	0	0
Pornography/Obscene Material	1	1	1	0
Prostitution	0	0	0	0
Prostitution Assisting/Promoting	0	0	0	0
Purchasing Prostitution	0	0	0	0
Weapon Law Violations	1	1	1	0
<b>Total Group A Offenses</b>	<b>509</b>	<b>237</b>	<b>184</b>	<b>19</b>



# Athens Police Department - 2016

2015 Population Estimate	13,688	TIBRS Group A Offenses	Offenses		Arrests	
			Reported	Cleared	Adult	Juvenile
<b>Offense Overview</b>		<b>Crimes Against Persons</b>				
Offense Total	2,777	Murder	2	2	0	0
Number Cleared	924	Negligent Manslaughter	0	0	0	0
Percent Cleared	33.27 %	Negligent Vehicular Manslaughter	0	0	0	0
Group A Crimes per 100,000 population	20,287.8	Kidnapping/Abduction	10	5	4	0
		Forcible Rape	5	0	0	0
		Forcible Sodomy	2	0	0	0
		Sexual Assault W/Object	0	0	0	0
		Forcible Fondling	8	0	0	0
		Incest	0	0	0	0
		Statutory Rape	0	0	0	0
		Aggravated Assault	111	47	25	3
		Simple Assault	415	126	92	13
		Intimidation	67	1	0	0
		Stalking	2	0	0	0
		Commercial Sex Acts	0	0	0	0
		Involuntary Servitude	0	0	0	0
		<b>Crimes Against Property</b>				
		Arson	3	1	0	1
		Bribery	0	0	0	0
		Burglary	186	22	19	4
		Counterfeiting/Forgery	108	21	14	1
		Destruction/Damage/Vandalism	161	17	6	0
		Embezzlement	21	7	7	0
		Extortion/Blackmail	2	0	0	0
		Fraud - Computer Hacking/Invasion	0	0	0	0
		Fraud - Credit Card/ATM	112	35	31	0
		Fraud - False Pretenses	146	29	15	0
		Fraud - Identity Theft	0	0	0	0
		Fraud - Impersonation	16	13	10	0
		Fraud - Welfare	0	0	0	0
		Fraud - Wire	2	0	0	0
		Motor Vehicle Theft	85	23	16	0
		Robbery	19	6	5	0
		Stolen Property Offenses	12	9	8	0
		Theft - Pocket-picking	2	1	0	0
		Theft - Purse Snatching	0	0	0	0
		Theft - Shoplifting	247	102	104	4
		Theft From Building	167	18	8	2
		Theft From Coin Machine	3	0	0	0
		Theft From Motor Vehicle	208	19	19	0
		Theft of Motor Vehicle Parts	39	4	3	0
		Theft - All Other Larceny	157	4	4	0
		<b>Crimes Against Society</b>				
		Animal Cruelty	0	0	0	0
		Drug/Narcotic Violations	241	218	205	6
		Drug/Narcotic Equipment Violations	194	177	46	1
		Gambling - Betting/Wagering	0	0	0	0
		Gambling - Operating/Promoting	0	0	0	0
		Gambling - Equipment Violations	0	0	0	0
		Gambling - Sports Tampering	0	0	0	0
		Pornography/Obscene Material	1	0	0	0
		Prostitution	1	1	1	0
		Prostitution Assisting/Promoting	0	0	0	0
		Purchasing Prostitution	0	0	0	0
		Weapon Law Violations	22	16	6	0
		<b>Total Group A Offenses</b>	<b>2,777</b>	<b>924</b>	<b>648</b>	<b>35</b>

Domestic Violence Victims		
Offense	Reported	Cleared
Murder	0	0
Aggravated Assault	37	16
Simple Assault	245	95
Intimidation	20	0
Stalking	0	0
Forcible Rape	2	0
Forcible Sodomy	0	0
Sexual Assault W/Object	0	0
Forcible Fondling	2	0
Incest	0	0
Statutory Rape	0	0
Kidnapping/Abduction	8	4
<b>Total</b>	<b>314</b>	<b>115</b>

TIBRS Group B Arrests		
Offense	Adult	Juvenile
Bad Checks	0	0
Curfew/Vagrancy	0	13
Disorderly Conduct	19	3
DUI	51	0
Drunkenness	75	0
Family-Non Violent	5	0
Liquor Law Violations	25	3
Peeping Tom	0	0
Trespass	18	2
All Other Offenses	51	3
<b>Total Group B</b>	<b>244</b>	<b>24</b>



## Atoka Police Department - 2016

<b>2015 Population Estimate</b>	<b>9,064</b>
<b>Offense Overview</b>	
Offense Total	326
Number Cleared	171
Percent Cleared	52.45 %
Group A Crimes per 100,000 population	3,596.6
<b>Arrest Overview</b>	
Total Arrests	248
Adult Arrests	178
Juvenile Arrests	70
Unknown Age	0
Arrests per 100,000 population	2,736.1
Average number offenses/incident	1.20

Domestic Violence Victims		
Offense	Reported	Cleared
Murder	0	0
Aggravated Assault	6	5
Simple Assault	45	35
Intimidation	11	5
Stalking	0	0
Forcible Rape	0	0
Forcible Sodomy	2	1
Sexual Assault W/Object	0	0
Forcible Fondling	2	0
Incest	0	0
Statutory Rape	0	0
Kidnapping/Abduction	0	0
<b>Total</b>	<b>66</b>	<b>46</b>

TIBRS Group B Arrests		
Offense	Adult	Juvenile
Bad Checks	0	0
Curfew/Vagrancy	1	23
Disorderly Conduct	5	9
DUI	14	1
Drunkenness	3	1
Family-Non Violent	0	0
Liquor Law Violations	7	1
Peeping Tom	0	0
Trespass	2	0
All Other Offenses	16	1
<b>Total Group B</b>	<b>48</b>	<b>36</b>

TIBRS Group A Offenses	Offenses		Arrests	
	Reported	Cleared	Adult	Juvenile
<b>Crimes Against Persons</b>				
Murder	0	0	0	0
Negligent Manslaughter	0	0	0	0
Negligent Vehicular Manslaughter	0	0	0	0
Kidnapping/Abduction	1	0	0	0
Forcible Rape	1	0	0	0
Forcible Sodomy	2	1	0	1
Sexual Assault W/Object	0	0	0	0
Forcible Fondling	2	0	0	0
Incest	0	0	0	0
Statutory Rape	0	0	0	0
Aggravated Assault	13	11	7	3
Simple Assault	60	43	27	8
Intimidation	14	5	4	1
Stalking	0	0	0	0
Commercial Sex Acts	0	0	0	0
Involuntary Servitude	0	0	0	0
<b>Crimes Against Property</b>				
Arson	1	1	0	0
Bribery	0	0	0	0
Burglary	19	1	2	0
Counterfeiting/Forgery	6	2	3	0
Destruction/Damage/Vandalism	21	6	4	4
Embezzlement	1	0	0	0
Extortion/Blackmail	0	0	0	0
Fraud - Computer Hacking/Invasion	0	0	0	0
Fraud - Credit Card/ATM	8	0	0	0
Fraud - False Pretenses	4	0	0	0
Fraud - Identity Theft	0	0	0	0
Fraud - Impersonation	4	2	2	0
Fraud - Welfare	0	0	0	0
Fraud - Wire	0	0	0	0
Motor Vehicle Theft	3	0	0	0
Robbery	3	3	2	1
Stolen Property Offenses	1	0	0	0
Theft - Pocket-picking	0	0	0	0
Theft - Purse Snatching	0	0	0	0
Theft - Shoplifting	17	4	5	0
Theft From Building	14	0	0	0
Theft From Coin Machine	2	0	0	0
Theft From Motor Vehicle	11	0	0	0
Theft of Motor Vehicle Parts	4	0	0	0
Theft - All Other Larceny	24	6	7	0
<b>Crimes Against Society</b>				
Animal Cruelty	0	0	0	0
Drug/Narcotic Violations	54	51	56	14
Drug/Narcotic Equipment Violations	30	30	7	2
Gambling - Betting/Wagering	0	0	0	0
Gambling - Operating/Promoting	0	0	0	0
Gambling - Equipment Violations	0	0	0	0
Gambling - Sports Tampering	0	0	0	0
Pornography/Obscene Material	1	0	0	0
Prostitution	0	0	0	0
Prostitution Assisting/Promoting	0	0	0	0
Purchasing Prostitution	0	0	0	0
Weapon Law Violations	5	5	4	0
<b>Total Group A Offenses</b>	<b>326</b>	<b>171</b>	<b>130</b>	<b>34</b>



## Baileyton Police Department - 2016

2015 Population Estimate	431	TIBRS Group A Offenses	Offenses		Arrests	
			Reported	Cleared	Adult	Juvenile
<b>Offense Overview</b>		<b>Crimes Against Persons</b>				
Offense Total	70	Murder	0	0	0	0
Number Cleared	45	Negligent Manslaughter	0	0	0	0
Percent Cleared	64.29 %	Negligent Vehicular Manslaughter	0	0	0	0
Group A Crimes per 100,000 population	16,241.3	Kidnapping/Abduction	0	0	0	0
		Forcible Rape	1	1	1	0
		Forcible Sodomy	0	0	0	0
		Sexual Assault W/Object	0	0	0	0
		Forcible Fondling	0	0	0	0
		Incest	0	0	0	0
		Statutory Rape	0	0	0	0
		Aggravated Assault	2	1	0	0
		Simple Assault	15	10	4	0
		Intimidation	4	1	0	0
		Stalking	0	0	0	0
		Commercial Sex Acts	0	0	0	0
		Involuntary Servitude	0	0	0	0
		<b>Crimes Against Property</b>				
		Arson	0	0	0	0
		Bribery	0	0	0	0
		Burglary	6	4	4	0
		Counterfeiting/Forgery	1	0	0	0
		Destruction/Damage/Vandalism	2	1	0	1
		Embezzlement	0	0	0	0
		Extortion/Blackmail	0	0	0	0
		Fraud - Computer Hacking/Invasion	0	0	0	0
		Fraud - Credit Card/ATM	2	0	0	0
		Fraud - False Pretenses	0	0	0	0
		Fraud - Identity Theft	0	0	0	0
		Fraud - Impersonation	0	0	0	0
		Fraud - Welfare	0	0	0	0
		Fraud - Wire	0	0	0	0
		Motor Vehicle Theft	2	2	1	0
		Robbery	0	0	0	0
		Stolen Property Offenses	0	0	0	0
		Theft - Pocket-picking	0	0	0	0
		Theft - Purse Snatching	0	0	0	0
		Theft - Shoplifting	4	2	1	1
		Theft From Building	1	0	0	0
		Theft From Coin Machine	0	0	0	0
		Theft From Motor Vehicle	0	0	0	0
		Theft of Motor Vehicle Parts	2	0	0	0
		Theft - All Other Larceny	4	1	1	0
		<b>Crimes Against Society</b>				
		Animal Cruelty	0	0	0	0
		Drug/Narcotic Violations	11	10	12	1
		Drug/Narcotic Equipment Violations	11	10	7	0
		Gambling - Betting/Wagering	0	0	0	0
		Gambling - Operating/Promoting	0	0	0	0
		Gambling - Equipment Violations	0	0	0	0
		Gambling - Sports Tampering	0	0	0	0
		Pornography/Obscene Material	0	0	0	0
		Prostitution	0	0	0	0
		Prostitution Assisting/Promoting	0	0	0	0
		Purchasing Prostitution	0	0	0	0
		Weapon Law Violations	2	2	0	0
		<b>Total Group A Offenses</b>	<b>70</b>	<b>45</b>	<b>31</b>	<b>3</b>
<b>Arrest Overview</b>						
Total Arrests	39					
Adult Arrests	36					
Juvenile Arrests	3					
Unknown Age	0					
Arrests per 100,000 population	9,048.7					
Average number offenses/incident	1.27					

Domestic Violence Victims		
Offense	Reported	Cleared
Murder	0	0
Aggravated Assault	0	0
Simple Assault	7	6
Intimidation	3	1
Stalking	0	0
Forcible Rape	1	1
Forcible Sodomy	0	0
Sexual Assault W/Object	0	0
Forcible Fondling	0	0
Incest	0	0
Statutory Rape	0	0
Kidnapping/Abduction	0	0
<b>Total</b>	<b>11</b>	<b>8</b>

TIBRS Group B Arrests		
Offense	Adult	Juvenile
Bad Checks	0	0
Curfew/Vagrancy	0	0
Disorderly Conduct	1	0
DUI	3	0
Drunkenness	0	0
Family-Non Violent	0	0
Liquor Law Violations	0	0
Peeping Tom	0	0
Trespass	0	0
All Other Offenses	1	0
<b>Total Group B</b>	<b>5</b>	<b>0</b>



## Baneberry Police Department - 2016

2015 Population Estimate	518	TIBRS Group A Offenses	Offenses		Arrests	
			Reported	Cleared	Adult	Juvenile
<b>Offense Overview</b>		<b>Crimes Against Persons</b>				
Offense Total	31	Murder	0	0	0	0
Number Cleared	21	Negligent Manslaughter	0	0	0	0
Percent Cleared	67.74 %	Negligent Vehicular Manslaughter	0	0	0	0
Group A Crimes per 100,000 population	5,984.6	Kidnapping/Abduction	0	0	0	0
		Forcible Rape	0	0	0	0
		Forcible Sodomy	0	0	0	0
		Sexual Assault W/Object	0	0	0	0
		Forcible Fondling	0	0	0	0
		Incest	0	0	0	0
		Statutory Rape	0	0	0	0
		Aggravated Assault	1	1	1	0
		Simple Assault	0	0	0	0
		Intimidation	0	0	0	0
		Stalking	0	0	0	0
		Commercial Sex Acts	0	0	0	0
		Involuntary Servitude	0	0	0	0
		<b>Crimes Against Property</b>				
		Arson	0	0	0	0
		Bribery	0	0	0	0
		Burglary	2	0	0	0
		Counterfeiting/Forgery	1	1	0	1
		Destruction/Damage/Vandalism	0	0	0	0
		Embezzlement	0	0	0	0
		Extortion/Blackmail	0	0	0	0
		Fraud - Computer Hacking/Invasion	0	0	0	0
		Fraud - Credit Card/ATM	0	0	0	0
		Fraud - False Pretenses	2	0	0	0
		Fraud - Identity Theft	0	0	0	0
		Fraud - Impersonation	1	0	0	0
		Fraud - Welfare	0	0	0	0
		Fraud - Wire	0	0	0	0
		Motor Vehicle Theft	1	1	0	0
		Robbery	0	0	0	0
		Stolen Property Offenses	0	0	0	0
		Theft - Pocket-picking	0	0	0	0
		Theft - Purse Snatching	0	0	0	0
		Theft - Shoplifting	0	0	0	0
		Theft From Building	2	1	1	0
		Theft From Coin Machine	0	0	0	0
		Theft From Motor Vehicle	2	1	1	0
		Theft of Motor Vehicle Parts	1	0	0	0
		Theft - All Other Larceny	1	1	1	0
		<b>Crimes Against Society</b>				
		Animal Cruelty	0	0	0	0
		Drug/Narcotic Violations	9	9	8	0
		Drug/Narcotic Equipment Violations	4	4	0	0
		Gambling - Betting/Wagering	0	0	0	0
		Gambling - Operating/Promoting	0	0	0	0
		Gambling - Equipment Violations	0	0	0	0
		Gambling - Sports Tampering	0	0	0	0
		Pornography/Obscene Material	1	0	0	0
		Prostitution	0	0	0	0
		Prostitution Assisting/Promoting	0	0	0	0
		Purchasing Prostitution	0	0	0	0
		Weapon Law Violations	3	2	2	0
		<b>Total Group A Offenses</b>	<b>31</b>	<b>21</b>	<b>14</b>	<b>1</b>

Domestic Violence Victims		
Offense	Reported	Cleared
Murder	0	0
Aggravated Assault	1	1
Simple Assault	0	0
Intimidation	0	0
Stalking	0	0
Forcible Rape	0	0
Forcible Sodomy	0	0
Sexual Assault W/Object	0	0
Forcible Fondling	0	0
Incest	0	0
Statutory Rape	0	0
Kidnapping/Abduction	0	0
<b>Total</b>	<b>1</b>	<b>1</b>

TIBRS Group B Arrests		
Offense	Adult	Juvenile
Bad Checks	0	0
Curfew/Vagrancy	0	0
Disorderly Conduct	0	0
DUI	5	0
Drunkenness	1	0
Family-Non Violent	1	0
Liquor Law Violations	2	0
Peeping Tom	0	0
Trespass	1	2
All Other Offenses	5	2
<b>Total Group B</b>	<b>15</b>	<b>4</b>



## Bartlett Police Department - 2016

			Offenses		Arrests	
			Reported	Cleared	Adult	Juvenile
<b>2015 Population Estimate</b>	<b>58,579</b>					
<b>Offense Overview</b>						
Offense Total	3,048					
Number Cleared	1,198					
Percent Cleared	39.30 %					
Group A Crimes per 100,000 population	5,203.2					
<b>Arrest Overview</b>						
Total Arrests	2,790					
Adult Arrests	2,573					
Juvenile Arrests	217					
Unknown Age	0					
Arrests per 100,000 population	4,762.8					
Average number offenses/incident	1.23					
<b>Domestic Violence Victims</b>						
Offense	Reported	Cleared				
Murder	0	0				
Aggravated Assault	83	48				
Simple Assault	242	117				
Intimidation	75	14				
Stalking	3	1				
Forcible Rape	2	0				
Forcible Sodomy	1	1				
Sexual Assault W/Object	1	0				
Forcible Fondling	2	2				
Incest	0	0				
Statutory Rape	0	0				
Kidnapping/Abduction	12	2				
<b>Total</b>	<b>421</b>	<b>185</b>				
<b>TIBRS Group B Arrests</b>						
Offense	Adult	Juvenile				
Bad Checks	1	0				
Curfew/Vagrancy	0	5				
Disorderly Conduct	8	6				
DUI	73	0				
Drunkenness	46	0				
Family-Non Violent	5	0				
Liquor Law Violations	5	2				
Peeping Tom	0	0				
Trespass	27	16				
All Other Offenses	1,598	9				
<b>Total Group B</b>	<b>1,763</b>	<b>38</b>				
<b>TIBRS Group A Offenses</b>						
<b>Crimes Against Persons</b>						
Murder	0	0	0	0	0	0
Negligent Manslaughter	0	0	0	0	0	0
Negligent Vehicular Manslaughter	0	0	0	0	0	0
Kidnapping/Abduction	13	2	2	0	0	0
Forcible Rape	6	0	0	0	0	0
Forcible Sodomy	6	1	0	1	0	1
Sexual Assault W/Object	1	0	0	0	0	0
Forcible Fondling	11	5	1	2	0	2
Incest	0	0	0	0	0	0
Statutory Rape	2	1	1	0	0	0
Aggravated Assault	162	77	48	9	0	9
Simple Assault	375	168	85	47	0	47
Intimidation	189	29	8	1	0	1
Stalking	11	3	3	0	0	0
Commercial Sex Acts	1	0	0	0	0	0
Involuntary Servitude	0	0	0	0	0	0
<b>Crimes Against Property</b>						
Arson	2	1	0	0	0	0
Bribery	0	0	0	0	0	0
Burglary	117	12	8	3	0	3
Counterfeiting/Forgery	55	22	13	0	0	0
Destruction/Damage/Vandalism	257	34	8	5	0	5
Embezzlement	28	8	7	0	0	0
Extortion/Blackmail	7	0	0	0	0	0
Fraud - Computer Hacking/Invasion	1	0	0	0	0	0
Fraud - Credit Card/ATM	124	4	5	0	0	0
Fraud - False Pretenses	127	30	23	0	0	0
Fraud - Identity Theft	26	1	0	0	0	0
Fraud - Impersonation	37	14	3	1	0	1
Fraud - Welfare	0	0	0	0	0	0
Fraud - Wire	14	0	0	0	0	0
Motor Vehicle Theft	53	12	6	2	0	2
Robbery	14	1	1	0	0	0
Stolen Property Offenses	31	26	21	1	0	1
Theft - Pocket-picking	5	0	0	0	0	0
Theft - Purse Snatching	0	0	0	0	0	0
Theft - Shoplifting	288	195	213	35	0	35
Theft From Building	191	21	19	3	0	3
Theft From Coin Machine	0	0	0	0	0	0
Theft From Motor Vehicle	146	7	4	3	0	3
Theft of Motor Vehicle Parts	49	0	0	0	0	0
Theft - All Other Larceny	123	7	5	4	0	4
<b>Crimes Against Society</b>						
Animal Cruelty	4	0	0	0	0	0
Drug/Narcotic Violations	363	331	306	54	0	54
Drug/Narcotic Equipment Violations	166	152	11	3	0	3
Gambling - Betting/Wagering	0	0	0	0	0	0
Gambling - Operating/Promoting	0	0	0	0	0	0
Gambling - Equipment Violations	0	0	0	0	0	0
Gambling - Sports Tampering	0	0	0	0	0	0
Pornography/Obscene Material	10	2	0	3	0	3
Prostitution	0	0	0	0	0	0
Prostitution Assisting/Promoting	0	0	0	0	0	0
Purchasing Prostitution	0	0	0	0	0	0
Weapon Law Violations	33	32	9	2	0	2
<b>Total Group A Offenses</b>	<b>3,048</b>	<b>1,198</b>	<b>810</b>	<b>179</b>		



## Baxter Police Department - 2016

2015 Population Estimate	1,384	TIBRS Group A Offenses	Offenses		Arrests	
			Reported	Cleared	Adult	Juvenile
<b>Offense Overview</b>		<b>Crimes Against Persons</b>				
Offense Total	224	Murder	0	0	0	0
Number Cleared	71	Negligent Manslaughter	0	0	0	0
Percent Cleared	31.70 %	Negligent Vehicular Manslaughter	0	0	0	0
Group A Crimes per 100,000 population	16,185.0	Kidnapping/Abduction	0	0	0	0
		Forcible Rape	0	0	0	0
		Forcible Sodomy	0	0	0	0
		Sexual Assault W/Object	0	0	0	0
		Forcible Fondling	0	0	0	0
		Incest	0	0	0	0
		Statutory Rape	2	0	0	0
		Aggravated Assault	7	3	3	0
		Simple Assault	44	20	19	0
		Intimidation	0	0	0	0
		Stalking	0	0	0	0
		Commercial Sex Acts	0	0	0	0
		Involuntary Servitude	0	0	0	0
		<b>Crimes Against Property</b>				
		Arson	0	0	0	0
		Bribery	0	0	0	0
		Burglary	6	1	1	0
		Counterfeiting/Forgery	4	0	0	0
		Destruction/Damage/Vandalism	15	0	0	0
		Embezzlement	0	0	0	0
		Extortion/Blackmail	0	0	0	0
		Fraud - Computer Hacking/Invasion	0	0	0	0
		Fraud - Credit Card/ATM	4	2	2	0
		Fraud - False Pretenses	0	0	0	0
		Fraud - Identity Theft	0	0	0	0
		Fraud - Impersonation	6	6	4	0
		Fraud - Welfare	0	0	0	0
		Fraud - Wire	0	0	0	0
		Motor Vehicle Theft	3	1	2	0
		Robbery	1	0	0	0
		Stolen Property Offenses	2	1	1	0
		Theft - Pocket-picking	0	0	0	0
		Theft - Purse Snatching	0	0	0	0
		Theft - Shoplifting	39	17	13	4
		Theft From Building	13	0	0	0
		Theft From Coin Machine	1	0	0	0
		Theft From Motor Vehicle	7	0	0	0
		Theft of Motor Vehicle Parts	4	1	0	0
		Theft - All Other Larceny	6	0	0	0
		<b>Crimes Against Society</b>				
		Animal Cruelty	0	0	0	0
		Drug/Narcotic Violations	33	12	10	2
		Drug/Narcotic Equipment Violations	26	6	2	1
		Gambling - Betting/Wagering	0	0	0	0
		Gambling - Operating/Promoting	0	0	0	0
		Gambling - Equipment Violations	0	0	0	0
		Gambling - Sports Tampering	0	0	0	0
		Pornography/Obscene Material	0	0	0	0
		Prostitution	0	0	0	0
		Prostitution Assisting/Promoting	0	0	0	0
		Purchasing Prostitution	0	0	0	0
		Weapon Law Violations	1	1	1	0
		<b>Total Group A Offenses</b>	<b>224</b>	<b>71</b>	<b>58</b>	<b>7</b>

Domestic Violence Victims		
Offense	Reported	Cleared
Murder	0	0
Aggravated Assault	2	2
Simple Assault	20	14
Intimidation	0	0
Stalking	0	0
Forcible Rape	0	0
Forcible Sodomy	0	0
Sexual Assault W/Object	0	0
Forcible Fondling	0	0
Incest	0	0
Statutory Rape	1	0
Kidnapping/Abduction	0	0
<b>Total</b>	<b>23</b>	<b>16</b>

TIBRS Group B Arrests		
Offense	Adult	Juvenile
Bad Checks	0	0
Curfew/Vagrancy	0	1
Disorderly Conduct	2	0
DUI	17	0
Drunkenness	11	0
Family-Non Violent	0	0
Liquor Law Violations	0	0
Peeping Tom	0	0
Trespass	7	0
All Other Offenses	9	1
<b>Total Group B</b>	<b>46</b>	<b>2</b>





## Bean Station Police Department - 2016

			Offenses		Arrests	
			Reported	Cleared	Adult	Juvenile
<b>2015 Population Estimate</b>	<b>3,104</b>	<b>TIBRS Group A Offenses</b>				
<b>Offense Overview</b>		<b>Crimes Against Persons</b>				
Offense Total	154	Murder	1	1	1	0
Number Cleared	80	Negligent Manslaughter	0	0	0	0
Percent Cleared	51.95 %	Negligent Vehicular Manslaughter	0	0	0	0
Group A Crimes per 100,000 population	4,961.3	Kidnapping/Abduction	0	0	0	0
		Forcible Rape	0	0	0	0
		Forcible Sodomy	0	0	0	0
		Sexual Assault W/Object	0	0	0	0
		Forcible Fondling	0	0	0	0
		Incest	0	0	0	0
<b>Arrest Overview</b>		Statutory Rape	0	0	0	0
Total Arrests	99	Aggravated Assault	8	4	3	0
Adult Arrests	95	Simple Assault	24	15	13	2
Juvenile Arrests	4	Intimidation	1	0	0	0
Unknown Age	0	Stalking	0	0	0	0
Arrests per 100,000 population	3,189.4	Commercial Sex Acts	0	0	0	0
Average number offenses/incident	1.20	Involuntary Servitude	0	0	0	0
		<b>Crimes Against Property</b>				
		Arson	0	0	0	0
		Bribery	0	0	0	0
		Burglary	16	4	3	0
		Counterfeiting/Forgery	3	0	0	0
		Destruction/Damage/Vandalism	9	1	1	0
		Embezzlement	0	0	0	0
		Extortion/Blackmail	0	0	0	0
		Fraud - Computer Hacking/Invasion	0	0	0	0
		Fraud - Credit Card/ATM	1	0	0	0
		Fraud - False Pretenses	2	1	1	0
		Fraud - Identity Theft	0	0	0	0
		Fraud - Impersonation	1	0	0	0
		Fraud - Welfare	0	0	0	0
		Fraud - Wire	0	0	0	0
		Motor Vehicle Theft	2	0	0	0
		Robbery	3	0	0	0
		Stolen Property Offenses	0	0	0	0
		Theft - Pocket-picking	0	0	0	0
		Theft - Purse Snatching	0	0	0	0
		Theft - Shoplifting	7	3	3	0
		Theft From Building	12	0	0	0
		Theft From Coin Machine	0	0	0	0
		Theft From Motor Vehicle	1	0	0	0
		Theft of Motor Vehicle Parts	1	0	0	0
		Theft - All Other Larceny	15	4	6	0
		<b>Crimes Against Society</b>				
		Animal Cruelty	0	0	0	0
		Drug/Narcotic Violations	22	22	25	0
		Drug/Narcotic Equipment Violations	22	22	12	0
		Gambling - Betting/Wagering	0	0	0	0
		Gambling - Operating/Promoting	0	0	0	0
		Gambling - Equipment Violations	0	0	0	0
		Gambling - Sports Tampering	0	0	0	0
		Pornography/Obscene Material	0	0	0	0
		Prostitution	0	0	0	0
		Prostitution Assisting/Promoting	0	0	0	0
		Purchasing Prostitution	0	0	0	0
		Weapon Law Violations	3	3	3	0
		<b>Total Group A Offenses</b>	<b>154</b>	<b>80</b>	<b>71</b>	<b>2</b>

Domestic Violence Victims		
Offense	Reported	Cleared
Murder	0	0
Aggravated Assault	3	1
Simple Assault	20	14
Intimidation	0	0
Stalking	0	0
Forcible Rape	0	0
Forcible Sodomy	0	0
Sexual Assault W/Object	0	0
Forcible Fondling	0	0
Incest	0	0
Statutory Rape	0	0
Kidnapping/Abduction	0	0
<b>Total</b>	<b>23</b>	<b>15</b>

TIBRS Group B Arrests		
Offense	Adult	Juvenile
Bad Checks	0	0
Curfew/Vagrancy	0	0
Disorderly Conduct	0	0
DUI	13	0
Drunkenness	6	0
Family-Non Violent	0	0
Liquor Law Violations	0	0
Peeping Tom	0	0
Trespass	0	0
All Other Offenses	5	2
<b>Total Group B</b>	<b>24</b>	<b>2</b>



## Belle Meade Police Department - 2016

			Offenses		Arrests	
			Reported	Cleared	Adult	Juvenile
<b>2015 Population Estimate</b>	<b>3,004</b>					
<b>Offense Overview</b>						
Offense Total	79					
Number Cleared	18					
Percent Cleared	22.78 %					
Group A Crimes per 100,000 population	2,629.8					
<b>Arrest Overview</b>						
Total Arrests	46					
Adult Arrests	43					
Juvenile Arrests	3					
Unknown Age	0					
Arrests per 100,000 population	1,531.3					
Average number offenses/incident	1.23					
<b>Domestic Violence Victims</b>						
Offense	Reported	Cleared				
Murder	0	0				
Aggravated Assault	0	0				
Simple Assault	3	2				
Intimidation	1	0				
Stalking	0	0				
Forcible Rape	0	0				
Forcible Sodomy	0	0				
Sexual Assault W/Object	0	0				
Forcible Fondling	0	0				
Incest	0	0				
Statutory Rape	0	0				
Kidnapping/Abduction	0	0				
<b>Total</b>	<b>4</b>	<b>2</b>				
<b>TIBRS Group B Arrests</b>						
Offense	Adult	Juvenile				
Bad Checks	0	0				
Curfew/Vagrancy	0	0				
Disorderly Conduct	0	0				
DUI	27	1				
Drunkenness	2	0				
Family-Non Violent	0	0				
Liquor Law Violations	1	0				
Peeping Tom	0	0				
Trespass	3	0				
All Other Offenses	1	0				
<b>Total Group B</b>	<b>34</b>	<b>1</b>				
<b>TIBRS Group A Offenses</b>						
<b>Crimes Against Persons</b>						
Murder	0	0	0	0	0	0
Negligent Manslaughter	0	0	0	0	0	0
Negligent Vehicular Manslaughter	0	0	0	0	0	0
Kidnapping/Abduction	0	0	0	0	0	0
Forcible Rape	0	0	0	0	0	0
Forcible Sodomy	0	0	0	0	0	0
Sexual Assault W/Object	0	0	0	0	0	0
Forcible Fondling	0	0	0	0	0	0
Incest	0	0	0	0	0	0
Statutory Rape	0	0	0	0	0	0
Aggravated Assault	0	0	0	0	0	0
Simple Assault	8	3	3	0	0	0
Intimidation	1	0	0	0	0	0
Stalking	0	0	0	0	0	0
Commercial Sex Acts	0	0	0	0	0	0
Involuntary Servitude	0	0	0	0	0	0
<b>Crimes Against Property</b>						
Arson	0	0	0	0	0	0
Bribery	0	0	0	0	0	0
Burglary	6	1	1	0	0	0
Counterfeiting/Forgery	0	0	0	0	0	0
Destruction/Damage/Vandalism	12	1	1	0	0	0
Embezzlement	0	0	0	0	0	0
Extortion/Blackmail	0	0	0	0	0	0
Fraud - Computer Hacking/Invasion	0	0	0	0	0	0
Fraud - Credit Card/ATM	2	0	0	0	0	0
Fraud - False Pretenses	3	0	0	0	0	0
Fraud - Identity Theft	4	0	0	0	0	0
Fraud - Impersonation	5	0	0	0	0	0
Fraud - Welfare	0	0	0	0	0	0
Fraud - Wire	0	0	0	0	0	0
Motor Vehicle Theft	0	0	0	0	0	0
Robbery	0	0	0	0	0	0
Stolen Property Offenses	1	1	0	1	0	1
Theft - Pocket-picking	2	0	0	0	0	0
Theft - Purse Snatching	0	0	0	0	0	0
Theft - Shoplifting	0	0	0	0	0	0
Theft From Building	1	0	0	0	0	0
Theft From Coin Machine	0	0	0	0	0	0
Theft From Motor Vehicle	13	1	1	0	0	0
Theft of Motor Vehicle Parts	1	0	0	0	0	0
Theft - All Other Larceny	8	0	0	0	0	0
<b>Crimes Against Society</b>						
Animal Cruelty	0	0	0	0	0	0
Drug/Narcotic Violations	7	7	3	1	0	0
Drug/Narcotic Equipment Violations	4	4	0	0	0	0
Gambling - Betting/Wagering	0	0	0	0	0	0
Gambling - Operating/Promoting	0	0	0	0	0	0
Gambling - Equipment Violations	0	0	0	0	0	0
Gambling - Sports Tampering	0	0	0	0	0	0
Pornography/Obscene Material	1	0	0	0	0	0
Prostitution	0	0	0	0	0	0
Prostitution Assisting/Promoting	0	0	0	0	0	0
Purchasing Prostitution	0	0	0	0	0	0
Weapon Law Violations	0	0	0	0	0	0
<b>Total Group A Offenses</b>	<b>79</b>	<b>18</b>	<b>9</b>	<b>2</b>		



## Bells Police Department - 2016

2015 Population Estimate	2,447	TIBRS Group A Offenses	Offenses		Arrests	
			Reported	Cleared	Adult	Juvenile
<b>Offense Overview</b>		<b>Crimes Against Persons</b>				
Offense Total	109	Murder	0	0	0	0
Number Cleared	56	Negligent Manslaughter	0	0	0	0
Percent Cleared	51.38 %	Negligent Vehicular Manslaughter	0	0	0	0
Group A Crimes per 100,000 population	4,454.4	Kidnapping/Abduction	0	0	0	0
		Forcible Rape	0	0	0	0
		Forcible Sodomy	0	0	0	0
		Sexual Assault W/Object	0	0	0	0
		Forcible Fondling	3	0	0	0
		Incest	0	0	0	0
		Statutory Rape	1	0	0	0
		Aggravated Assault	3	3	3	0
		Simple Assault	28	22	19	1
		Intimidation	10	1	1	0
		Stalking	2	1	1	0
		Commercial Sex Acts	0	0	0	0
		Involuntary Servitude	0	0	0	0
		<b>Crimes Against Property</b>				
		Arson	0	0	0	0
		Bribery	0	0	0	0
		Burglary	6	1	1	0
		Counterfeiting/Forgery	2	0	0	0
		Destruction/Damage/Vandalism	15	7	1	2
		Embezzlement	0	0	0	0
		Extortion/Blackmail	0	0	0	0
		Fraud - Computer Hacking/Invasion	0	0	0	0
		Fraud - Credit Card/ATM	2	1	1	0
		Fraud - False Pretenses	2	0	0	0
		Fraud - Identity Theft	0	0	0	0
		Fraud - Impersonation	0	0	0	0
		Fraud - Welfare	0	0	0	0
		Fraud - Wire	0	0	0	0
		Motor Vehicle Theft	4	0	0	0
		Robbery	1	1	1	0
		Stolen Property Offenses	1	1	0	2
		Theft - Pocket-picking	0	0	0	0
		Theft - Purse Snatching	0	0	0	0
		Theft - Shoplifting	3	2	2	0
		Theft From Building	6	3	4	0
		Theft From Coin Machine	0	0	0	0
		Theft From Motor Vehicle	1	0	0	0
		Theft of Motor Vehicle Parts	0	0	0	0
		Theft - All Other Larceny	5	1	1	0
		<b>Crimes Against Society</b>				
		Animal Cruelty	0	0	0	0
		Drug/Narcotic Violations	8	7	9	0
		Drug/Narcotic Equipment Violations	3	3	0	0
		Gambling - Betting/Wagering	0	0	0	0
		Gambling - Operating/Promoting	0	0	0	0
		Gambling - Equipment Violations	0	0	0	0
		Gambling - Sports Tampering	0	0	0	0
		Pornography/Obscene Material	0	0	0	0
		Prostitution	0	0	0	0
		Prostitution Assisting/Promoting	0	0	0	0
		Purchasing Prostitution	0	0	0	0
		Weapon Law Violations	3	2	0	0
		<b>Total Group A Offenses</b>	<b>109</b>	<b>56</b>	<b>44</b>	<b>5</b>

Domestic Violence Victims		
Offense	Reported	Cleared
Murder	0	0
Aggravated Assault	3	3
Simple Assault	19	16
Intimidation	4	0
Stalking	0	0
Forcible Rape	0	0
Forcible Sodomy	0	0
Sexual Assault W/Object	0	0
Forcible Fondling	1	0
Incest	0	0
Statutory Rape	0	0
Kidnapping/Abduction	0	0
<b>Total</b>	<b>27</b>	<b>19</b>

TIBRS Group B Arrests		
Offense	Adult	Juvenile
Bad Checks	0	0
Curfew/Vagrancy	0	0
Disorderly Conduct	2	0
DUI	1	3
Drunkenness	1	0
Family-Non Violent	0	0
Liquor Law Violations	1	0
Peeping Tom	0	0
Trespass	2	0
All Other Offenses	4	1
<b>Total Group B</b>	<b>11</b>	<b>4</b>



## Benton Police Department - 2016

2015 Population Estimate	1,292	TIBRS Group A Offenses	Offenses		Arrests	
			Reported	Cleared	Adult	Juvenile
<b>Offense Overview</b>		<b>Crimes Against Persons</b>				
Offense Total	209	Murder	0	0	0	0
Number Cleared	180	Negligent Manslaughter	0	0	0	0
Percent Cleared	86.12 %	Negligent Vehicular Manslaughter	0	0	0	0
Group A Crimes per 100,000 population	16,176.5	Kidnapping/Abduction	0	0	0	0
		Forcible Rape	0	0	0	0
		Forcible Sodomy	0	0	0	0
		Sexual Assault W/Object	0	0	0	0
		Forcible Fondling	0	0	0	0
		Incest	0	0	0	0
		Statutory Rape	0	0	0	0
		Aggravated Assault	1	1	1	0
		Simple Assault	14	10	10	0
		Intimidation	0	0	0	0
		Stalking	0	0	0	0
		Commercial Sex Acts	0	0	0	0
		Involuntary Servitude	0	0	0	0
		<b>Crimes Against Property</b>				
		Arson	0	0	0	0
		Bribery	0	0	0	0
		Burglary	1	1	1	1
		Counterfeiting/Forgery	1	0	0	0
		Destruction/Damage/Vandalism	4	1	1	0
		Embezzlement	1	1	1	0
		Extortion/Blackmail	0	0	0	0
		Fraud - Computer Hacking/Invasion	0	0	0	0
		Fraud - Credit Card/ATM	2	1	1	0
		Fraud - False Pretenses	0	0	0	0
		Fraud - Identity Theft	1	0	0	0
		Fraud - Impersonation	1	0	0	0
		Fraud - Welfare	0	0	0	0
		Fraud - Wire	0	0	0	0
		Motor Vehicle Theft	1	1	1	0
		Robbery	0	0	0	0
		Stolen Property Offenses	0	0	0	0
		Theft - Pocket-picking	0	0	0	0
		Theft - Purse Snatching	0	0	0	0
		Theft - Shoplifting	11	9	8	0
		Theft From Building	4	0	0	0
		Theft From Coin Machine	0	0	0	0
		Theft From Motor Vehicle	4	1	1	0
		Theft of Motor Vehicle Parts	0	0	0	0
		Theft - All Other Larceny	11	2	2	0
		<b>Crimes Against Society</b>				
		Animal Cruelty	0	0	0	0
		Drug/Narcotic Violations	77	77	89	1
		Drug/Narcotic Equipment Violations	70	70	25	0
		Gambling - Betting/Wagering	0	0	0	0
		Gambling - Operating/Promoting	0	0	0	0
		Gambling - Equipment Violations	0	0	0	0
		Gambling - Sports Tampering	0	0	0	0
		Pornography/Obscene Material	0	0	0	0
		Prostitution	0	0	0	0
		Prostitution Assisting/Promoting	0	0	0	0
		Purchasing Prostitution	0	0	0	0
		Weapon Law Violations	5	5	2	0
		<b>Total Group A Offenses</b>	<b>209</b>	<b>180</b>	<b>143</b>	<b>2</b>

Domestic Violence Victims		
Offense	Reported	Cleared
Murder	0	0
Aggravated Assault	0	0
Simple Assault	11	10
Intimidation	0	0
Stalking	0	0
Forcible Rape	0	0
Forcible Sodomy	0	0
Sexual Assault W/Object	0	0
Forcible Fondling	0	0
Incest	0	0
Statutory Rape	0	0
Kidnapping/Abduction	0	0
<b>Total</b>	<b>11</b>	<b>10</b>

TIBRS Group B Arrests		
Offense	Adult	Juvenile
Bad Checks	0	0
Curfew/Vagrancy	0	0
Disorderly Conduct	4	0
DUI	16	0
Drunkenness	4	1
Family-Non Violent	0	0
Liquor Law Violations	23	1
Peeping Tom	0	0
Trespass	1	0
All Other Offenses	4	0
<b>Total Group B</b>	<b>52</b>	<b>2</b>



## Berry Hill Police Department - 2016

2015 Population Estimate	547	TIBRS Group A Offenses	Offenses		Arrests	
			Reported	Cleared	Adult	Juvenile
<b>Offense Overview</b>		<b>Crimes Against Persons</b>				
Offense Total	141	Murder	0	0	0	0
Number Cleared	25	Negligent Manslaughter	0	0	0	0
Percent Cleared	17.73 %	Negligent Vehicular Manslaughter	0	0	0	0
Group A Crimes per 100,000 population	25,777.0	Kidnapping/Abduction	0	0	0	0
		Forcible Rape	1	0	0	0
		Forcible Sodomy	0	0	0	0
		Sexual Assault W/Object	0	0	0	0
		Forcible Fondling	0	0	0	0
		Incest	0	0	0	0
		Statutory Rape	0	0	0	0
		Aggravated Assault	6	1	5	0
		Simple Assault	14	9	3	0
		Intimidation	3	1	1	0
		Stalking	0	0	0	0
		Commercial Sex Acts	0	0	0	0
		Involuntary Servitude	0	0	0	0
		<b>Crimes Against Property</b>				
		Arson	0	0	0	0
		Bribery	0	0	0	0
		Burglary	10	0	0	0
		Counterfeiting/Forgery	2	0	0	0
		Destruction/Damage/Vandalism	21	0	0	0
		Embezzlement	2	0	0	0
		Extortion/Blackmail	0	0	0	0
		Fraud - Computer Hacking/Invasion	0	0	0	0
		Fraud - Credit Card/ATM	1	0	0	0
		Fraud - False Pretenses	4	1	0	0
		Fraud - Identity Theft	0	0	0	0
		Fraud - Impersonation	2	1	1	0
		Fraud - Welfare	0	0	0	0
		Fraud - Wire	0	0	0	0
		Motor Vehicle Theft	3	0	0	0
		Robbery	3	0	0	0
		Stolen Property Offenses	0	0	0	0
		Theft - Pocket-picking	3	0	0	0
		Theft - Purse Snatching	0	0	0	0
		Theft - Shoplifting	23	10	9	0
		Theft From Building	14	0	0	0
		Theft From Coin Machine	0	0	0	0
		Theft From Motor Vehicle	15	0	0	0
		Theft of Motor Vehicle Parts	3	0	0	0
		Theft - All Other Larceny	7	1	4	0
		<b>Crimes Against Society</b>				
		Animal Cruelty	0	0	0	0
		Drug/Narcotic Violations	1	1	0	0
		Drug/Narcotic Equipment Violations	0	0	0	0
		Gambling - Betting/Wagering	0	0	0	0
		Gambling - Operating/Promoting	0	0	0	0
		Gambling - Equipment Violations	0	0	0	0
		Gambling - Sports Tampering	0	0	0	0
		Pornography/Obscene Material	0	0	0	0
		Prostitution	0	0	0	0
		Prostitution Assisting/Promoting	0	0	0	0
		Purchasing Prostitution	0	0	0	0
		Weapon Law Violations	3	0	0	0
		<b>Total Group A Offenses</b>	<b>141</b>	<b>25</b>	<b>23</b>	<b>0</b>

Domestic Violence Victims		
Offense	Reported	Cleared
Murder	0	0
Aggravated Assault	0	0
Simple Assault	6	5
Intimidation	0	0
Stalking	0	0
Forcible Rape	0	0
Forcible Sodomy	0	0
Sexual Assault W/Object	0	0
Forcible Fondling	0	0
Incest	0	0
Statutory Rape	0	0
Kidnapping/Abduction	0	0
<b>Total</b>	<b>6</b>	<b>5</b>

TIBRS Group B Arrests		
Offense	Adult	Juvenile
Bad Checks	0	0
Curfew/Vagrancy	0	0
Disorderly Conduct	3	0
DUI	4	0
Drunkenness	2	0
Family-Non Violent	2	0
Liquor Law Violations	0	0
Peeping Tom	0	0
Trespass	8	0
All Other Offenses	17	0
<b>Total Group B</b>	<b>36</b>	<b>0</b>



# Big Sandy Police Department - 2016

2015 Population Estimate	542	TIBRS Group A Offenses	Offenses		Arrests	
			Reported	Cleared	Adult	Juvenile
<b>Offense Overview</b>		<b>Crimes Against Persons</b>				
Offense Total	22	Murder	0	0	0	0
Number Cleared	19	Negligent Manslaughter	0	0	0	0
Percent Cleared	86.36 %	Negligent Vehicular Manslaughter	0	0	0	0
Group A Crimes per 100,000 population	4,059.0	Kidnapping/Abduction	0	0	0	0
		Forcible Rape	0	0	0	0
		Forcible Sodomy	0	0	0	0
		Sexual Assault W/Object	0	0	0	0
		Forcible Fondling	0	0	0	0
		Incest	0	0	0	0
		Statutory Rape	0	0	0	0
		Aggravated Assault	1	1	1	0
		Simple Assault	3	3	4	0
		Intimidation	1	1	1	0
		Stalking	0	0	0	0
		Commercial Sex Acts	0	0	0	0
		Involuntary Servitude	0	0	0	0
		<b>Crimes Against Property</b>				
		Arson	0	0	0	0
		Bribery	0	0	0	0
		Burglary	4	3	3	0
		Counterfeiting/Forgery	0	0	0	0
		Destruction/Damage/Vandalism	2	2	1	0
		Embezzlement	0	0	0	0
		Extortion/Blackmail	0	0	0	0
		Fraud - Computer Hacking/Invasion	0	0	0	0
		Fraud - Credit Card/ATM	1	1	1	0
		Fraud - False Pretenses	0	0	0	0
		Fraud - Identity Theft	0	0	0	0
		Fraud - Impersonation	0	0	0	0
		Fraud - Welfare	0	0	0	0
		Fraud - Wire	0	0	0	0
		Motor Vehicle Theft	0	0	0	0
		Robbery	0	0	0	0
		Stolen Property Offenses	0	0	0	0
		Theft - Pocket-picking	0	0	0	0
		Theft - Purse Snatching	0	0	0	0
		Theft - Shoplifting	3	3	2	0
		Theft From Building	2	2	2	0
		Theft From Coin Machine	0	0	0	0
		Theft From Motor Vehicle	1	1	0	0
		Theft of Motor Vehicle Parts	1	1	0	0
		Theft - All Other Larceny	2	0	0	0
		<b>Crimes Against Society</b>				
		Animal Cruelty	0	0	0	0
		Drug/Narcotic Violations	1	1	1	0
		Drug/Narcotic Equipment Violations	0	0	0	0
		Gambling - Betting/Wagering	0	0	0	0
		Gambling - Operating/Promoting	0	0	0	0
		Gambling - Equipment Violations	0	0	0	0
		Gambling - Sports Tampering	0	0	0	0
		Pornography/Obscene Material	0	0	0	0
		Prostitution	0	0	0	0
		Prostitution Assisting/Promoting	0	0	0	0
		Purchasing Prostitution	0	0	0	0
		Weapon Law Violations	0	0	0	0
		<b>Total Group A Offenses</b>	<b>22</b>	<b>19</b>	<b>16</b>	<b>0</b>

Domestic Violence Victims		
Offense	Reported	Cleared
Murder	0	0
Aggravated Assault	0	0
Simple Assault	1	1
Intimidation	0	0
Stalking	0	0
Forcible Rape	0	0
Forcible Sodomy	0	0
Sexual Assault W/Object	0	0
Forcible Fondling	0	0
Incest	0	0
Statutory Rape	0	0
Kidnapping/Abduction	0	0
<b>Total</b>	<b>1</b>	<b>1</b>

TIBRS Group B Arrests		
Offense	Adult	Juvenile
Bad Checks	2	0
Curfew/Vagrancy	0	0
Disorderly Conduct	0	0
DUI	3	0
Drunkenness	0	0
Family-Non Violent	0	0
Liquor Law Violations	0	0
Peeping Tom	0	0
Trespass	0	0
All Other Offenses	1	0
<b>Total Group B</b>	<b>6</b>	<b>0</b>



## Blaine Police Department - 2016

<b>2015 Population Estimate</b>	<b>1,867</b>
<b>Offense Overview</b>	
Offense Total	17
Number Cleared	5
Percent Cleared	29.41 %
Group A Crimes per 100,000 population	910.6
<b>Arrest Overview</b>	
Total Arrests	4
Adult Arrests	3
Juvenile Arrests	1
Unknown Age	0
Arrests per 100,000 population	214.2
Average number offenses/incident	1.06

Domestic Violence Victims		
Offense	Reported	Cleared
Murder	0	0
Aggravated Assault	0	0
Simple Assault	0	0
Intimidation	0	0
Stalking	0	0
Forcible Rape	0	0
Forcible Sodomy	0	0
Sexual Assault W/Object	0	0
Forcible Fondling	0	0
Incest	0	0
Statutory Rape	0	0
Kidnapping/Abduction	0	0
<b>Total</b>	<b>0</b>	<b>0</b>

TIBRS Group B Arrests		
Offense	Adult	Juvenile
Bad Checks	0	0
Curfew/Vagrancy	0	0
Disorderly Conduct	0	0
DUI	0	0
Drunkenness	0	0
Family-Non Violent	0	0
Liquor Law Violations	0	0
Peeping Tom	0	0
Trespass	0	0
All Other Offenses	0	0
<b>Total Group B</b>	<b>0</b>	<b>0</b>

TIBRS Group A Offenses	Offenses		Arrests	
	Reported	Cleared	Adult	Juvenile
<b>Crimes Against Persons</b>				
Murder	0	0	0	0
Negligent Manslaughter	0	0	0	0
Negligent Vehicular Manslaughter	0	0	0	0
Kidnapping/Abduction	0	0	0	0
Forcible Rape	0	0	0	0
Forcible Sodomy	0	0	0	0
Sexual Assault W/Object	0	0	0	0
Forcible Fondling	0	0	0	0
Incest	0	0	0	0
Statutory Rape	0	0	0	0
Aggravated Assault	0	0	0	0
Simple Assault	0	0	0	0
Intimidation	0	0	0	0
Stalking	0	0	0	0
Commercial Sex Acts	0	0	0	0
Involuntary Servitude	0	0	0	0
<b>Crimes Against Property</b>				
Arson	1	0	0	0
Bribery	0	0	0	0
Burglary	3	1	1	0
Counterfeiting/Forgery	0	0	0	0
Destruction/Damage/Vandalism	3	0	0	0
Embezzlement	0	0	0	0
Extortion/Blackmail	0	0	0	0
Fraud - Computer Hacking/Invasion	0	0	0	0
Fraud - Credit Card/ATM	0	0	0	0
Fraud - False Pretenses	1	1	0	0
Fraud - Identity Theft	0	0	0	0
Fraud - Impersonation	0	0	0	0
Fraud - Welfare	0	0	0	0
Fraud - Wire	0	0	0	0
Motor Vehicle Theft	1	1	0	1
Robbery	0	0	0	0
Stolen Property Offenses	0	0	0	0
Theft - Pocket-picking	0	0	0	0
Theft - Purse Snatching	0	0	0	0
Theft - Shoplifting	1	0	0	0
Theft From Building	1	0	0	0
Theft From Coin Machine	0	0	0	0
Theft From Motor Vehicle	3	0	0	0
Theft of Motor Vehicle Parts	0	0	0	0
Theft - All Other Larceny	3	2	2	0
<b>Crimes Against Society</b>				
Animal Cruelty	0	0	0	0
Drug/Narcotic Violations	0	0	0	0
Drug/Narcotic Equipment Violations	0	0	0	0
Gambling - Betting/Wagering	0	0	0	0
Gambling - Operating/Promoting	0	0	0	0
Gambling - Equipment Violations	0	0	0	0
Gambling - Sports Tampering	0	0	0	0
Pornography/Obscene Material	0	0	0	0
Prostitution	0	0	0	0
Prostitution Assisting/Promoting	0	0	0	0
Purchasing Prostitution	0	0	0	0
Weapon Law Violations	0	0	0	0
<b>Total Group A Offenses</b>	<b>17</b>	<b>5</b>	<b>3</b>	<b>1</b>



## Bluff City Police Department - 2016

2015 Population Estimate	1,723	TIBRS Group A Offenses	Offenses		Arrests	
			Reported	Cleared	Adult	Juvenile
<b>Offense Overview</b>		<b>Crimes Against Persons</b>				
Offense Total	86	Murder	0	0	0	0
Number Cleared	29	Negligent Manslaughter	0	0	0	0
Percent Cleared	33.72 %	Negligent Vehicular Manslaughter	0	0	0	0
Group A Crimes per 100,000 population	4,991.3	Kidnapping/Abduction	0	0	0	0
		Forcible Rape	0	0	0	0
		Forcible Sodomy	0	0	0	0
		Sexual Assault W/Object	0	0	0	0
		Forcible Fondling	0	0	0	0
		Incest	0	0	0	0
		Statutory Rape	1	1	1	0
		Aggravated Assault	0	0	0	0
		Simple Assault	12	2	2	0
		Intimidation	2	0	0	0
		Stalking	0	0	0	0
		Commercial Sex Acts	0	0	0	0
		Involuntary Servitude	0	0	0	0
		<b>Crimes Against Property</b>				
		Arson	0	0	0	0
		Bribery	0	0	0	0
		Burglary	5	2	2	0
		Counterfeiting/Forgery	1	0	0	0
		Destruction/Damage/Vandalism	7	2	1	0
		Embezzlement	1	0	0	0
		Extortion/Blackmail	0	0	0	0
		Fraud - Computer Hacking/Invasion	0	0	0	0
		Fraud - Credit Card/ATM	1	0	0	0
		Fraud - False Pretenses	1	0	0	0
		Fraud - Identity Theft	1	0	0	0
		Fraud - Impersonation	3	0	0	0
		Fraud - Welfare	0	0	0	0
		Fraud - Wire	0	0	0	0
		Motor Vehicle Theft	2	1	0	1
		Robbery	1	0	0	0
		Stolen Property Offenses	1	1	2	0
		Theft - Pocket-picking	0	0	0	0
		Theft - Purse Snatching	0	0	0	0
		Theft - Shoplifting	2	0	0	0
		Theft From Building	10	2	2	0
		Theft From Coin Machine	0	0	0	0
		Theft From Motor Vehicle	4	0	0	0
		Theft of Motor Vehicle Parts	0	0	0	0
		Theft - All Other Larceny	11	0	0	0
		<b>Crimes Against Society</b>				
		Animal Cruelty	1	0	0	0
		Drug/Narcotic Violations	12	11	10	1
		Drug/Narcotic Equipment Violations	6	6	3	0
		Gambling - Betting/Wagering	0	0	0	0
		Gambling - Operating/Promoting	0	0	0	0
		Gambling - Equipment Violations	0	0	0	0
		Gambling - Sports Tampering	0	0	0	0
		Pornography/Obscene Material	0	0	0	0
		Prostitution	0	0	0	0
		Prostitution Assisting/Promoting	0	0	0	0
		Purchasing Prostitution	0	0	0	0
		Weapon Law Violations	1	1	0	0
		<b>Total Group A Offenses</b>	<b>86</b>	<b>29</b>	<b>23</b>	<b>2</b>
<b>Arrest Overview</b>						
Total Arrests	45					
Adult Arrests	43					
Juvenile Arrests	2					
Unknown Age	0					
Arrests per 100,000 population	2,611.7					
Average number offenses/incident	1.19					

Domestic Violence Victims		
Offense	Reported	Cleared
Murder	0	0
Aggravated Assault	0	0
Simple Assault	6	2
Intimidation	1	0
Stalking	0	0
Forcible Rape	0	0
Forcible Sodomy	0	0
Sexual Assault W/Object	0	0
Forcible Fondling	0	0
Incest	0	0
Statutory Rape	0	0
Kidnapping/Abduction	0	0
<b>Total</b>	<b>7</b>	<b>2</b>

TIBRS Group B Arrests		
Offense	Adult	Juvenile
Bad Checks	0	0
Curfew/Vagrancy	1	0
Disorderly Conduct	1	0
DUI	17	0
Drunkenness	0	0
Family-Non Violent	0	0
Liquor Law Violations	0	0
Peeping Tom	0	0
Trespass	0	0
All Other Offenses	1	0
<b>Total Group B</b>	<b>20</b>	<b>0</b>





## Bolivar Police Department - 2016

2015 Population Estimate	5,093	TIBRS Group A Offenses	Offenses		Arrests	
			Reported	Cleared	Adult	Juvenile
<b>Offense Overview</b>		<b>Crimes Against Persons</b>				
Offense Total	623	Murder	2	2	1	0
Number Cleared	313	Negligent Manslaughter	0	0	0	0
Percent Cleared	50.24 %	Negligent Vehicular Manslaughter	0	0	0	0
Group A Crimes per 100,000 population	12,232.5	Kidnapping/Abduction	1	1	0	0
		Forcible Rape	0	0	0	0
		Forcible Sodomy	1	0	0	0
		Sexual Assault W/Object	1	0	0	0
		Forcible Fondling	5	5	2	1
		Incest	0	0	0	0
		Statutory Rape	0	0	0	0
		Aggravated Assault	41	31	18	3
		Simple Assault	77	56	46	10
		Intimidation	13	6	5	1
		Stalking	0	0	0	0
		Commercial Sex Acts	0	0	0	0
		Involuntary Servitude	0	0	0	0
		<b>Crimes Against Property</b>				
		Arson	1	0	0	0
		Bribery	0	0	0	0
		Burglary	59	10	9	0
		Counterfeiting/Forgery	28	4	4	0
		Destruction/Damage/Vandalism	83	16	10	2
		Embezzlement	5	3	3	0
		Extortion/Blackmail	0	0	0	0
		Fraud - Computer Hacking/Invasion	0	0	0	0
		Fraud - Credit Card/ATM	6	1	0	0
		Fraud - False Pretenses	4	0	0	0
		Fraud - Identity Theft	4	0	0	0
		Fraud - Impersonation	5	1	1	0
		Fraud - Welfare	0	0	0	0
		Fraud - Wire	0	0	0	0
		Motor Vehicle Theft	15	4	1	0
		Robbery	15	7	10	0
		Stolen Property Offenses	0	0	0	0
		Theft - Pocket-picking	0	0	0	0
		Theft - Purse Snatching	0	0	0	0
		Theft - Shoplifting	42	34	34	4
		Theft From Building	17	4	3	1
		Theft From Coin Machine	0	0	0	0
		Theft From Motor Vehicle	28	3	2	0
		Theft of Motor Vehicle Parts	3	0	0	0
		Theft - All Other Larceny	30	4	3	0
		<b>Crimes Against Society</b>				
		Animal Cruelty	0	0	0	0
		Drug/Narcotic Violations	72	69	72	1
		Drug/Narcotic Equipment Violations	32	30	3	0
		Gambling - Betting/Wagering	0	0	0	0
		Gambling - Operating/Promoting	0	0	0	0
		Gambling - Equipment Violations	0	0	0	0
		Gambling - Sports Tampering	0	0	0	0
		Pornography/Obscene Material	0	0	0	0
		Prostitution	1	1	1	0
		Prostitution Assisting/Promoting	0	0	0	0
		Purchasing Prostitution	0	0	0	0
		Weapon Law Violations	32	21	9	0
		<b>Total Group A Offenses</b>	<b>623</b>	<b>313</b>	<b>237</b>	<b>23</b>

Domestic Violence Victims		
Offense	Reported	Cleared
Murder	1	1
Aggravated Assault	6	5
Simple Assault	27	27
Intimidation	0	0
Stalking	0	0
Forcible Rape	0	0
Forcible Sodomy	0	0
Sexual Assault W/Object	0	0
Forcible Fondling	0	0
Incest	0	0
Statutory Rape	0	0
Kidnapping/Abduction	0	0
<b>Total</b>	<b>34</b>	<b>33</b>

TIBRS Group B Arrests		
Offense	Adult	Juvenile
Bad Checks	0	0
Curfew/Vagrancy	0	0
Disorderly Conduct	13	3
DUI	48	0
Drunkenness	7	1
Family-Non Violent	0	0
Liquor Law Violations	10	2
Peeping Tom	0	0
Trespass	12	0
All Other Offenses	14	3
<b>Total Group B</b>	<b>104</b>	<b>9</b>



## Bradford Police Department - 2016

2015 Population Estimate	1,011	TIBRS Group A Offenses	Offenses		Arrests	
			Reported	Cleared	Adult	Juvenile
<b>Offense Overview</b>		<b>Crimes Against Persons</b>				
Offense Total	105	Murder	0	0	0	0
Number Cleared	84	Negligent Manslaughter	0	0	0	0
Percent Cleared	80.00 %	Negligent Vehicular Manslaughter	0	0	0	0
Group A Crimes per 100,000 population	10,385.8	Kidnapping/Abduction	0	0	0	0
		Forcible Rape	1	1	1	0
		Forcible Sodomy	0	0	0	0
		Sexual Assault W/Object	0	0	0	0
		Forcible Fondling	0	0	0	0
		Incest	0	0	0	0
		Statutory Rape	0	0	0	0
		Aggravated Assault	14	13	9	0
		Simple Assault	6	6	4	0
		Intimidation	2	0	0	0
		Stalking	1	1	1	0
		Commercial Sex Acts	0	0	0	0
		Involuntary Servitude	0	0	0	0
<b>Arrest Overview</b>		<b>Crimes Against Property</b>				
Total Arrests	81	Arson	0	0	0	0
Adult Arrests	72	Bribery	0	0	0	0
Juvenile Arrests	9	Burglary	2	0	0	0
Unknown Age	0	Counterfeiting/Forgery	2	1	1	0
Arrests per 100,000 population	8,011.9	Destruction/Damage/Vandalism	7	2	1	0
Average number offenses/incident	1.54	Embezzlement	0	0	0	0
		Extortion/Blackmail	0	0	0	0
		Fraud - Computer Hacking/Invasion	0	0	0	0
		Fraud - Credit Card/ATM	1	1	0	0
		Fraud - False Pretenses	1	1	1	0
		Fraud - Identity Theft	1	1	1	0
		Fraud - Impersonation	2	2	2	0
		Fraud - Welfare	0	0	0	0
		Fraud - Wire	0	0	0	0
		Motor Vehicle Theft	0	0	0	0
		Robbery	0	0	0	0
		Stolen Property Offenses	1	1	0	0
		Theft - Pocket-picking	0	0	0	0
		Theft - Purse Snatching	0	0	0	0
		Theft - Shoplifting	1	1	2	0
		Theft From Building	1	0	0	0
		Theft From Coin Machine	0	0	0	0
		Theft From Motor Vehicle	2	0	0	0
		Theft of Motor Vehicle Parts	1	0	0	0
		Theft - All Other Larceny	9	3	0	0
		<b>Crimes Against Society</b>				
		Animal Cruelty	0	0	0	0
		Drug/Narcotic Violations	27	27	29	2
		Drug/Narcotic Equipment Violations	17	17	5	2
		Gambling - Betting/Wagering	0	0	0	0
		Gambling - Operating/Promoting	0	0	0	0
		Gambling - Equipment Violations	0	0	0	0
		Gambling - Sports Tampering	0	0	0	0
		Pornography/Obscene Material	0	0	0	0
		Prostitution	0	0	0	0
		Prostitution Assisting/Promoting	0	0	0	0
		Purchasing Prostitution	0	0	0	0
		Weapon Law Violations	6	6	2	1
		<b>Total Group A Offenses</b>	<b>105</b>	<b>84</b>	<b>59</b>	<b>5</b>

Domestic Violence Victims		
Offense	Reported	Cleared
Murder	0	0
Aggravated Assault	9	8
Simple Assault	5	5
Intimidation	0	0
Stalking	1	1
Forcible Rape	1	1
Forcible Sodomy	0	0
Sexual Assault W/Object	0	0
Forcible Fondling	0	0
Incest	0	0
Statutory Rape	0	0
Kidnapping/Abduction	0	0
<b>Total</b>	<b>16</b>	<b>15</b>

TIBRS Group B Arrests		
Offense	Adult	Juvenile
Bad Checks	0	0
Curfew/Vagrancy	0	0
Disorderly Conduct	0	1
DUI	6	3
Drunkenness	1	0
Family-Non Violent	0	0
Liquor Law Violations	0	0
Peeping Tom	0	0
Trespass	0	0
All Other Offenses	6	0
<b>Total Group B</b>	<b>13</b>	<b>4</b>



## Brentwood Police Department - 2016

<b>2015 Population Estimate</b>	<b>41,763</b>
<b>Offense Overview</b>	
Offense Total	999
Number Cleared	360
Percent Cleared	36.04 %
Group A Crimes per 100,000 population	2,392.1
<b>Arrest Overview</b>	
Total Arrests	327
Adult Arrests	283
Juvenile Arrests	44
Unknown Age	0
Arrests per 100,000 population	783.0
Average number offenses/incident	1.20

Domestic Violence Victims		
Offense	Reported	Cleared
Murder	1	1
Aggravated Assault	7	7
Simple Assault	53	40
Intimidation	2	0
Stalking	0	0
Forcible Rape	1	0
Forcible Sodomy	0	0
Sexual Assault W/Object	0	0
Forcible Fondling	4	1
Incest	0	0
Statutory Rape	0	0
Kidnapping/Abduction	1	1
<b>Total</b>	<b>69</b>	<b>50</b>

TIBRS Group B Arrests		
Offense	Adult	Juvenile
Bad Checks	0	0
Curfew/Vagrancy	0	1
Disorderly Conduct	0	0
DUI	35	1
Drunkenness	6	0
Family-Non Violent	1	0
Liquor Law Violations	4	2
Peeping Tom	0	0
Trespass	0	0
All Other Offenses	10	5
<b>Total Group B</b>	<b>56</b>	<b>9</b>

TIBRS Group A Offenses	Offenses		Arrests	
	Reported	Cleared	Adult	Juvenile
<b>Crimes Against Persons</b>				
Murder	1	1	1	0
Negligent Manslaughter	0	0	0	0
Negligent Vehicular Manslaughter	0	0	0	0
Kidnapping/Abduction	2	2	0	0
Forcible Rape	2	0	0	0
Forcible Sodomy	0	0	0	0
Sexual Assault W/Object	0	0	0	0
Forcible Fondling	6	2	1	1
Incest	0	0	0	0
Statutory Rape	1	0	0	0
Aggravated Assault	17	15	13	0
Simple Assault	74	46	15	5
Intimidation	12	2	0	0
Stalking	0	0	0	0
Commercial Sex Acts	1	1	0	0
Involuntary Servitude	0	0	0	0
<b>Crimes Against Property</b>				
Arson	0	0	0	0
Bribery	0	0	0	0
Burglary	53	6	3	1
Counterfeiting/Forgery	23	5	6	0
Destruction/Damage/Vandalism	58	14	5	2
Embezzlement	10	7	5	0
Extortion/Blackmail	1	0	0	0
Fraud - Computer Hacking/Invasion	0	0	0	0
Fraud - Credit Card/ATM	52	4	4	0
Fraud - False Pretenses	46	3	1	0
Fraud - Identity Theft	25	0	0	0
Fraud - Impersonation	56	6	6	1
Fraud - Welfare	0	0	0	0
Fraud - Wire	4	0	0	0
Motor Vehicle Theft	19	7	7	1
Robbery	5	1	1	0
Stolen Property Offenses	9	9	8	4
Theft - Pocket-picking	1	0	0	0
Theft - Purse Snatching	0	0	0	0
Theft - Shoplifting	55	27	32	3
Theft From Building	72	8	5	0
Theft From Coin Machine	0	0	0	0
Theft From Motor Vehicle	127	8	5	1
Theft of Motor Vehicle Parts	8	0	1	0
Theft - All Other Larceny	65	9	9	0
<b>Crimes Against Society</b>				
Animal Cruelty	0	0	0	0
Drug/Narcotic Violations	105	96	79	15
Drug/Narcotic Equipment Violations	82	76	17	1
Gambling - Betting/Wagering	0	0	0	0
Gambling - Operating/Promoting	0	0	0	0
Gambling - Equipment Violations	0	0	0	0
Gambling - Sports Tampering	0	0	0	0
Pornography/Obscene Material	2	0	0	0
Prostitution	0	0	0	0
Prostitution Assisting/Promoting	1	1	2	0
Purchasing Prostitution	0	0	0	0
Weapon Law Violations	4	4	1	0
<b>Total Group A Offenses</b>	<b>999</b>	<b>360</b>	<b>227</b>	<b>35</b>



## Brighton Police Department - 2016

2015 Population Estimate	2,996	TIBRS Group A Offenses	Offenses		Arrests	
			Reported	Cleared	Adult	Juvenile
<b>Offense Overview</b>		<b>Crimes Against Persons</b>				
Offense Total	159	Murder	0	0	0	0
Number Cleared	67	Negligent Manslaughter	0	0	0	0
Percent Cleared	42.14 %	Negligent Vehicular Manslaughter	0	0	0	0
Group A Crimes per 100,000 population	5,307.1	Kidnapping/Abduction	0	0	0	0
		Forcible Rape	0	0	0	0
		Forcible Sodomy	0	0	0	0
		Sexual Assault W/Object	0	0	0	0
		Forcible Fondling	1	0	0	0
		Incest	0	0	0	0
		Statutory Rape	1	0	0	0
		Aggravated Assault	13	10	4	2
		Simple Assault	12	8	5	1
		Intimidation	4	2	2	0
		Stalking	0	0	0	0
		Commercial Sex Acts	0	0	0	0
		Involuntary Servitude	0	0	0	0
		<b>Crimes Against Property</b>				
		Arson	0	0	0	0
		Bribery	0	0	0	0
		Burglary	13	4	3	0
		Counterfeiting/Forgery	1	0	0	0
		Destruction/Damage/Vandalism	17	6	1	4
		Embezzlement	0	0	0	0
		Extortion/Blackmail	0	0	0	0
		Fraud - Computer Hacking/Invasion	0	0	0	0
		Fraud - Credit Card/ATM	0	0	0	0
		Fraud - False Pretenses	0	0	0	0
		Fraud - Identity Theft	0	0	0	0
		Fraud - Impersonation	2	0	0	0
		Fraud - Welfare	0	0	0	0
		Fraud - Wire	0	0	0	0
		Motor Vehicle Theft	1	0	0	0
		Robbery	1	1	1	0
		Stolen Property Offenses	0	0	0	0
		Theft - Pocket-picking	0	0	0	0
		Theft - Purse Snatching	0	0	0	0
		Theft - Shoplifting	4	1	2	0
		Theft From Building	1	0	0	0
		Theft From Coin Machine	0	0	0	0
		Theft From Motor Vehicle	18	0	0	0
		Theft of Motor Vehicle Parts	0	0	0	0
		Theft - All Other Larceny	10	1	0	0
		<b>Crimes Against Society</b>				
		Animal Cruelty	0	0	0	0
		Drug/Narcotic Violations	42	24	21	2
		Drug/Narcotic Equipment Violations	16	9	1	0
		Gambling - Betting/Wagering	0	0	0	0
		Gambling - Operating/Promoting	0	0	0	0
		Gambling - Equipment Violations	0	0	0	0
		Gambling - Sports Tampering	0	0	0	0
		Pornography/Obscene Material	0	0	0	0
		Prostitution	0	0	0	0
		Prostitution Assisting/Promoting	0	0	0	0
		Purchasing Prostitution	0	0	0	0
		Weapon Law Violations	2	1	0	0
		<b>Total Group A Offenses</b>	<b>159</b>	<b>67</b>	<b>40</b>	<b>9</b>

Domestic Violence Victims		
Offense	Reported	Cleared
Murder	0	0
Aggravated Assault	4	4
Simple Assault	9	7
Intimidation	3	2
Stalking	0	0
Forcible Rape	0	0
Forcible Sodomy	0	0
Sexual Assault W/Object	0	0
Forcible Fondling	1	0
Incest	0	0
Statutory Rape	0	0
Kidnapping/Abduction	0	0
<b>Total</b>	<b>17</b>	<b>13</b>

TIBRS Group B Arrests		
Offense	Adult	Juvenile
Bad Checks	0	0
Curfew/Vagrancy	0	6
Disorderly Conduct	0	1
DUI	6	0
Drunkenness	1	0
Family-Non Violent	0	0
Liquor Law Violations	0	0
Peeping Tom	0	0
Trespass	0	0
All Other Offenses	48	1
<b>Total Group B</b>	<b>55</b>	<b>8</b>



## Bristol Police Department - 2016

2015 Population Estimate	26,666	TIBRS Group A Offenses	Offenses		Arrests	
			Reported	Cleared	Adult	Juvenile
<b>Offense Overview</b>		<b>Crimes Against Persons</b>				
Offense Total	3,039	Murder	1	1	1	0
Number Cleared	1,840	Negligent Manslaughter	0	0	0	0
Percent Cleared	60.55 %	Negligent Vehicular Manslaughter	0	0	0	0
Group A Crimes per 100,000 population	11,396.5	Kidnapping/Abduction	16	14	10	0
		Forcible Rape	13	3	1	0
		Forcible Sodomy	1	0	0	0
		Sexual Assault W/Object	1	0	0	0
		Forcible Fondling	6	2	2	0
		Incest	0	0	0	0
		Statutory Rape	0	0	0	0
		Aggravated Assault	136	110	50	6
		Simple Assault	474	348	144	35
		Intimidation	14	12	4	1
		Stalking	8	8	3	2
		Commercial Sex Acts	0	0	0	0
		Involuntary Servitude	0	0	0	0
		<b>Crimes Against Property</b>				
		Arson	6	0	0	0
		Bribery	0	0	0	0
		Burglary	137	34	22	3
		Counterfeiting/Forgery	40	16	26	0
		Destruction/Damage/Vandalism	276	110	40	37
		Embezzlement	29	11	6	1
		Extortion/Blackmail	1	0	0	0
		Fraud - Computer Hacking/Invasion	0	0	0	0
		Fraud - Credit Card/ATM	123	52	62	0
		Fraud - False Pretenses	95	24	7	0
		Fraud - Identity Theft	2	0	2	0
		Fraud - Impersonation	39	30	34	0
		Fraud - Welfare	0	0	0	0
		Fraud - Wire	9	1	0	0
		Motor Vehicle Theft	99	39	26	2
		Robbery	14	9	5	0
		Stolen Property Offenses	12	11	4	0
		Theft - Pocket-picking	0	0	0	0
		Theft - Purse Snatching	0	0	0	0
		Theft - Shoplifting	213	136	78	16
		Theft From Building	174	70	40	16
		Theft From Coin Machine	6	1	0	0
		Theft From Motor Vehicle	83	8	3	0
		Theft of Motor Vehicle Parts	58	7	5	0
		Theft - All Other Larceny	145	32	23	12
		<b>Crimes Against Society</b>				
		Animal Cruelty	0	0	0	0
		Drug/Narcotic Violations	375	337	318	11
		Drug/Narcotic Equipment Violations	372	363	144	8
		Gambling - Betting/Wagering	0	0	0	0
		Gambling - Operating/Promoting	4	1	6	0
		Gambling - Equipment Violations	3	0	0	0
		Gambling - Sports Tampering	0	0	0	0
		Pornography/Obscene Material	4	1	0	4
		Prostitution	2	2	2	0
		Prostitution Assisting/Promoting	0	0	0	0
		Purchasing Prostitution	2	2	2	0
		Weapon Law Violations	46	45	11	2
		<b>Total Group A Offenses</b>	<b>3,039</b>	<b>1,840</b>	<b>1,081</b>	<b>156</b>

Domestic Violence Victims		
Offense	Reported	Cleared
Murder	0	0
Aggravated Assault	62	51
Simple Assault	291	190
Intimidation	8	7
Stalking	3	3
Forcible Rape	6	2
Forcible Sodomy	1	0
Sexual Assault W/Object	0	0
Forcible Fondling	2	1
Incest	0	0
Statutory Rape	0	0
Kidnapping/Abduction	13	12
<b>Total</b>	<b>386</b>	<b>266</b>

TIBRS Group B Arrests		
Offense	Adult	Juvenile
Bad Checks	0	0
Curfew/Vagrancy	1	12
Disorderly Conduct	17	5
DUI	180	3
Drunkenness	136	6
Family-Non Violent	1	0
Liquor Law Violations	23	11
Peeping Tom	0	0
Trespass	44	2
All Other Offenses	154	12
<b>Total Group B</b>	<b>556</b>	<b>51</b>



## Brownsville Police Department - 2016

2015 Population Estimate	9,876	TIBRS Group A Offenses	Offenses		Arrests	
			Reported	Cleared	Adult	Juvenile
<b>Offense Overview</b>		<b>Crimes Against Persons</b>				
Offense Total	1,404	Murder	1	1	0	0
Number Cleared	538	Negligent Manslaughter	0	0	0	0
Percent Cleared	38.32 %	Negligent Vehicular Manslaughter	0	0	0	0
Group A Crimes per 100,000 population	14,216.3	Kidnapping/Abduction	3	2	2	0
		Forcible Rape	5	1	1	0
		Forcible Sodomy	1	1	1	0
		Sexual Assault W/Object	0	0	0	0
		Forcible Fondling	0	0	0	0
		Incest	0	0	0	0
		Statutory Rape	1	0	0	0
		Aggravated Assault	142	74	53	4
		Simple Assault	292	150	110	17
		Intimidation	63	10	7	1
		Stalking	5	4	4	0
		Commercial Sex Acts	0	0	0	0
		Involuntary Servitude	0	0	0	0
		<b>Crimes Against Property</b>				
		Arson	2	0	0	0
		Bribery	0	0	0	0
		Burglary	122	22	15	5
		Counterfeiting/Forgery	25	5	3	0
		Destruction/Damage/Vandalism	179	32	15	3
		Embezzlement	3	2	0	0
		Extortion/Blackmail	1	0	0	0
		Fraud - Computer Hacking/Invasion	0	0	0	0
		Fraud - Credit Card/ATM	8	0	0	0
		Fraud - False Pretenses	16	7	4	0
		Fraud - Identity Theft	0	0	0	0
		Fraud - Impersonation	24	5	2	0
		Fraud - Welfare	0	0	0	0
		Fraud - Wire	0	0	0	0
		Motor Vehicle Theft	17	4	2	1
		Robbery	16	7	9	1
		Stolen Property Offenses	4	4	0	0
		Theft - Pocket-picking	0	0	0	0
		Theft - Purse Snatching	0	0	0	0
		Theft - Shoplifting	76	45	50	6
		Theft From Building	67	17	9	0
		Theft From Coin Machine	2	0	0	0
		Theft From Motor Vehicle	109	8	7	0
		Theft of Motor Vehicle Parts	19	0	0	0
		Theft - All Other Larceny	62	11	24	3
		<b>Crimes Against Society</b>				
		Animal Cruelty	0	0	0	0
		Drug/Narcotic Violations	87	80	70	11
		Drug/Narcotic Equipment Violations	35	30	11	0
		Gambling - Betting/Wagering	0	0	0	0
		Gambling - Operating/Promoting	0	0	0	0
		Gambling - Equipment Violations	0	0	0	0
		Gambling - Sports Tampering	0	0	0	0
		Pornography/Obscene Material	0	0	0	0
		Prostitution	0	0	0	0
		Prostitution Assisting/Promoting	0	0	0	0
		Purchasing Prostitution	0	0	0	0
		Weapon Law Violations	17	16	3	1
		<b>Total Group A Offenses</b>	<b>1,404</b>	<b>538</b>	<b>402</b>	<b>53</b>

Domestic Violence Victims		
Offense	Reported	Cleared
Murder	1	1
Aggravated Assault	38	32
Simple Assault	223	126
Intimidation	15	5
Stalking	3	2
Forcible Rape	2	1
Forcible Sodomy	1	1
Sexual Assault W/Object	0	0
Forcible Fondling	0	0
Incest	0	0
Statutory Rape	0	0
Kidnapping/Abduction	2	1
<b>Total</b>	<b>285</b>	<b>169</b>

TIBRS Group B Arrests		
Offense	Adult	Juvenile
Bad Checks	1	0
Curfew/Vagrancy	0	4
Disorderly Conduct	10	3
DUI	31	1
Drunkenness	20	0
Family-Non Violent	1	0
Liquor Law Violations	1	0
Peeping Tom	0	0
Trespass	17	0
All Other Offenses	27	6
<b>Total Group B</b>	<b>108</b>	<b>14</b>



## Bruceton Police Department - 2016

2015 Population Estimate	1,434	TIBRS Group A Offenses	Offenses		Arrests	
			Reported	Cleared	Adult	Juvenile
<b>Offense Overview</b>		<b>Crimes Against Persons</b>				
Offense Total	98	Murder	0	0	0	0
Number Cleared	61	Negligent Manslaughter	0	0	0	0
Percent Cleared	62.24 %	Negligent Vehicular Manslaughter	0	0	0	0
Group A Crimes per 100,000 population	6,834.0	Kidnapping/Abduction	0	0	0	0
		Forcible Rape	0	0	0	0
		Forcible Sodomy	0	0	0	0
		Sexual Assault W/Object	0	0	0	0
		Forcible Fondling	0	0	0	0
		Incest	0	0	0	0
		Statutory Rape	0	0	0	0
		Aggravated Assault	6	6	5	1
		Simple Assault	10	10	8	1
		Intimidation	1	1	1	0
		Stalking	0	0	0	0
		Commercial Sex Acts	0	0	0	0
		Involuntary Servitude	0	0	0	0
		<b>Crimes Against Property</b>				
		Arson	0	0	0	0
		Bribery	0	0	0	0
		Burglary	8	2	2	1
		Counterfeiting/Forgery	1	1	1	0
		Destruction/Damage/Vandalism	7	4	1	0
		Embezzlement	0	0	0	0
		Extortion/Blackmail	0	0	0	0
		Fraud - Computer Hacking/Invasion	0	0	0	0
		Fraud - Credit Card/ATM	2	0	0	0
		Fraud - False Pretenses	1	1	1	0
		Fraud - Identity Theft	0	0	0	0
		Fraud - Impersonation	0	0	0	0
		Fraud - Welfare	0	0	0	0
		Fraud - Wire	0	0	0	0
		Motor Vehicle Theft	1	0	0	0
		Robbery	0	0	0	0
		Stolen Property Offenses	0	0	0	0
		Theft - Pocket-picking	0	0	0	0
		Theft - Purse Snatching	0	0	0	0
		Theft - Shoplifting	4	4	4	0
		Theft From Building	9	3	2	1
		Theft From Coin Machine	0	0	0	0
		Theft From Motor Vehicle	9	0	0	0
		Theft of Motor Vehicle Parts	1	0	0	0
		Theft - All Other Larceny	12	3	3	0
		<b>Crimes Against Society</b>				
		Animal Cruelty	0	0	0	0
		Drug/Narcotic Violations	14	14	16	0
		Drug/Narcotic Equipment Violations	12	12	0	0
		Gambling - Betting/Wagering	0	0	0	0
		Gambling - Operating/Promoting	0	0	0	0
		Gambling - Equipment Violations	0	0	0	0
		Gambling - Sports Tampering	0	0	0	0
		Pornography/Obscene Material	0	0	0	0
		Prostitution	0	0	0	0
		Prostitution Assisting/Promoting	0	0	0	0
		Purchasing Prostitution	0	0	0	0
		Weapon Law Violations	0	0	0	0
		<b>Total Group A Offenses</b>	<b>98</b>	<b>61</b>	<b>44</b>	<b>4</b>

Domestic Violence Victims		
Offense	Reported	Cleared
Murder	0	0
Aggravated Assault	5	5
Simple Assault	4	4
Intimidation	1	1
Stalking	0	0
Forcible Rape	0	0
Forcible Sodomy	0	0
Sexual Assault W/Object	0	0
Forcible Fondling	0	0
Incest	0	0
Statutory Rape	0	0
Kidnapping/Abduction	0	0
<b>Total</b>	<b>10</b>	<b>10</b>

TIBRS Group B Arrests		
Offense	Adult	Juvenile
Bad Checks	0	0
Curfew/Vagrancy	0	0
Disorderly Conduct	3	0
DUI	4	0
Drunkenness	5	0
Family-Non Violent	0	0
Liquor Law Violations	0	0
Peeping Tom	0	0
Trespass	2	0
All Other Offenses	5	0
<b>Total Group B</b>	<b>19</b>	<b>0</b>



## Burns Police Department - 2016

2015 Population Estimate	1,473	TIBRS Group A Offenses	Offenses		Arrests	
			Reported	Cleared	Adult	Juvenile
<b>Offense Overview</b>		<b>Crimes Against Persons</b>				
Offense Total	33	Murder	0	0	0	0
Number Cleared	11	Negligent Manslaughter	0	0	0	0
Percent Cleared	33.33 %	Negligent Vehicular Manslaughter	0	0	0	0
Group A Crimes per 100,000 population	2,240.3	Kidnapping/Abduction	0	0	0	0
		Forcible Rape	0	0	0	0
		Forcible Sodomy	0	0	0	0
		Sexual Assault W/Object	0	0	0	0
		Forcible Fondling	0	0	0	0
		Incest	0	0	0	0
		Statutory Rape	0	0	0	0
		Aggravated Assault	1	1	1	0
		Simple Assault	5	4	1	0
		Intimidation	0	0	0	0
		Stalking	0	0	0	0
		Commercial Sex Acts	0	0	0	0
		Involuntary Servitude	0	0	0	0
<b>Arrest Overview</b>		<b>Crimes Against Property</b>				
Total Arrests	9	Arson	0	0	0	0
Adult Arrests	9	Bribery	0	0	0	0
Juvenile Arrests	0	Burglary	1	0	0	0
Unknown Age	0	Counterfeiting/Forgery	1	0	0	0
Arrests per 100,000 population	611.0	Destruction/Damage/Vandalism	1	0	0	0
Average number offenses/incident	1.18	Embezzlement	0	0	0	0
		Extortion/Blackmail	0	0	0	0
		Fraud - Computer Hacking/Invasion	0	0	0	0
		Fraud - Credit Card/ATM	0	0	0	0
		Fraud - False Pretenses	1	0	0	0
		Fraud - Identity Theft	0	0	0	0
		Fraud - Impersonation	1	0	0	0
		Fraud - Welfare	0	0	0	0
		Fraud - Wire	0	0	0	0
		Motor Vehicle Theft	4	2	2	0
		Robbery	0	0	0	0
		Stolen Property Offenses	0	0	0	0
		Theft - Pocket-picking	0	0	0	0
		Theft - Purse Snatching	0	0	0	0
		Theft - Shoplifting	0	0	0	0
		Theft From Building	1	0	0	0
		Theft From Coin Machine	0	0	0	0
		Theft From Motor Vehicle	4	0	0	0
		Theft of Motor Vehicle Parts	1	0	0	0
		Theft - All Other Larceny	10	2	2	0
		<b>Crimes Against Society</b>				
		Animal Cruelty	0	0	0	0
		Drug/Narcotic Violations	1	1	1	0
		Drug/Narcotic Equipment Violations	1	1	0	0
		Gambling - Betting/Wagering	0	0	0	0
		Gambling - Operating/Promoting	0	0	0	0
		Gambling - Equipment Violations	0	0	0	0
		Gambling - Sports Tampering	0	0	0	0
		Pornography/Obscene Material	0	0	0	0
		Prostitution	0	0	0	0
		Prostitution Assisting/Promoting	0	0	0	0
		Purchasing Prostitution	0	0	0	0
		Weapon Law Violations	0	0	0	0
		<b>Total Group A Offenses</b>	<b>33</b>	<b>11</b>	<b>7</b>	<b>0</b>

Domestic Violence Victims		
Offense	Reported	Cleared
Murder	0	0
Aggravated Assault	1	1
Simple Assault	5	4
Intimidation	0	0
Stalking	0	0
Forcible Rape	0	0
Forcible Sodomy	0	0
Sexual Assault W/Object	0	0
Forcible Fondling	0	0
Incest	0	0
Statutory Rape	0	0
Kidnapping/Abduction	0	0
<b>Total</b>	<b>6</b>	<b>5</b>

TIBRS Group B Arrests		
Offense	Adult	Juvenile
Bad Checks	0	0
Curfew/Vagrancy	0	0
Disorderly Conduct	0	0
DUI	0	0
Drunkenness	0	0
Family-Non Violent	0	0
Liquor Law Violations	0	0
Peeping Tom	0	0
Trespass	2	0
All Other Offenses	0	0
<b>Total Group B</b>	<b>2</b>	<b>0</b>





## Calhoun Police Department - 2016

2015 Population Estimate	495	TIBRS Group A Offenses	Offenses		Arrests	
			Reported	Cleared	Adult	Juvenile
<b>Offense Overview</b>		<b>Crimes Against Persons</b>				
Offense Total	8	Murder	0	0	0	0
Number Cleared	2	Negligent Manslaughter	0	0	0	0
Percent Cleared	25.00 %	Negligent Vehicular Manslaughter	0	0	0	0
Group A Crimes per 100,000 population	1,616.2	Kidnapping/Abduction	0	0	0	0
		Forcible Rape	0	0	0	0
		Forcible Sodomy	0	0	0	0
		Sexual Assault W/Object	0	0	0	0
		Forcible Fondling	0	0	0	0
		Incest	0	0	0	0
		Statutory Rape	0	0	0	0
		Aggravated Assault	0	0	0	0
		Simple Assault	0	0	0	0
		Intimidation	2	0	0	0
		Stalking	0	0	0	0
		Commercial Sex Acts	0	0	0	0
		Involuntary Servitude	0	0	0	0
		<b>Crimes Against Property</b>				
		Arson	0	0	0	0
		Bribery	0	0	0	0
		Burglary	0	0	0	0
		Counterfeiting/Forgery	0	0	0	0
		Destruction/Damage/Vandalism	4	1	1	0
		Embezzlement	0	0	0	0
		Extortion/Blackmail	0	0	0	0
		Fraud - Computer Hacking/Invasion	0	0	0	0
		Fraud - Credit Card/ATM	0	0	0	0
		Fraud - False Pretenses	0	0	0	0
		Fraud - Identity Theft	0	0	0	0
		Fraud - Impersonation	0	0	0	0
		Fraud - Welfare	0	0	0	0
		Fraud - Wire	0	0	0	0
		Motor Vehicle Theft	1	0	0	0
		Robbery	0	0	0	0
		Stolen Property Offenses	0	0	0	0
		Theft - Pocket-picking	0	0	0	0
		Theft - Purse Snatching	0	0	0	0
		Theft - Shoplifting	0	0	0	0
		Theft From Building	0	0	0	0
		Theft From Coin Machine	0	0	0	0
		Theft From Motor Vehicle	0	0	0	0
		Theft of Motor Vehicle Parts	0	0	0	0
		Theft - All Other Larceny	0	0	0	0
		<b>Crimes Against Society</b>				
		Animal Cruelty	0	0	0	0
		Drug/Narcotic Violations	1	1	1	0
		Drug/Narcotic Equipment Violations	0	0	0	0
		Gambling - Betting/Wagering	0	0	0	0
		Gambling - Operating/Promoting	0	0	0	0
		Gambling - Equipment Violations	0	0	0	0
		Gambling - Sports Tampering	0	0	0	0
		Pornography/Obscene Material	0	0	0	0
		Prostitution	0	0	0	0
		Prostitution Assisting/Promoting	0	0	0	0
		Purchasing Prostitution	0	0	0	0
		Weapon Law Violations	0	0	0	0
		<b>Total Group A Offenses</b>	<b>8</b>	<b>2</b>	<b>2</b>	<b>0</b>

Domestic Violence Victims		
Offense	Reported	Cleared
Murder	0	0
Aggravated Assault	0	0
Simple Assault	0	0
Intimidation	0	0
Stalking	0	0
Forcible Rape	0	0
Forcible Sodomy	0	0
Sexual Assault W/Object	0	0
Forcible Fondling	0	0
Incest	0	0
Statutory Rape	0	0
Kidnapping/Abduction	0	0
<b>Total</b>	<b>0</b>	<b>0</b>

TIBRS Group B Arrests		
Offense	Adult	Juvenile
Bad Checks	0	0
Curfew/Vagrancy	0	0
Disorderly Conduct	0	0
DUI	0	0
Drunkenness	0	0
Family-Non Violent	0	0
Liquor Law Violations	0	0
Peeping Tom	0	0
Trespass	0	0
All Other Offenses	3	0
<b>Total Group B</b>	<b>3</b>	<b>0</b>



## Camden Police Department - 2016

2015 Population Estimate	3,575	TIBRS Group A Offenses	Offenses		Arrests	
			Reported	Cleared	Adult	Juvenile
<b>Offense Overview</b>		<b>Crimes Against Persons</b>				
Offense Total	247	Murder	0	0	0	0
Number Cleared	85	Negligent Manslaughter	0	0	0	0
Percent Cleared	34.41 %	Negligent Vehicular Manslaughter	0	0	0	0
Group A Crimes per 100,000 population	6,909.1	Kidnapping/Abduction	0	0	0	0
		Forcible Rape	1	0	0	0
		Forcible Sodomy	0	0	0	0
		Sexual Assault W/Object	0	0	0	0
		Forcible Fondling	0	0	0	0
		Incest	0	0	0	0
		Statutory Rape	1	0	0	0
		Aggravated Assault	5	3	4	0
		Simple Assault	27	21	20	1
		Intimidation	4	3	3	0
		Stalking	2	0	0	0
		Commercial Sex Acts	0	0	0	0
		Involuntary Servitude	0	0	0	0
		<b>Crimes Against Property</b>				
		Arson	0	0	0	0
		Bribery	0	0	0	0
		Burglary	16	3	3	1
		Counterfeiting/Forgery	5	0	0	0
		Destruction/Damage/Vandalism	39	3	3	0
		Embezzlement	0	0	0	0
		Extortion/Blackmail	0	0	0	0
		Fraud - Computer Hacking/Invasion	0	0	0	0
		Fraud - Credit Card/ATM	6	0	0	0
		Fraud - False Pretenses	1	0	0	0
		Fraud - Identity Theft	0	0	0	0
		Fraud - Impersonation	0	0	0	0
		Fraud - Welfare	0	0	0	0
		Fraud - Wire	1	0	0	0
		Motor Vehicle Theft	7	0	0	0
		Robbery	1	0	0	0
		Stolen Property Offenses	0	0	0	0
		Theft - Pocket-picking	0	0	0	0
		Theft - Purse Snatching	0	0	0	0
		Theft - Shoplifting	31	19	20	0
		Theft From Building	15	2	2	0
		Theft From Coin Machine	0	0	0	0
		Theft From Motor Vehicle	7	0	0	0
		Theft of Motor Vehicle Parts	3	0	0	0
		Theft - All Other Larceny	46	3	3	0
		<b>Crimes Against Society</b>				
		Animal Cruelty	0	0	0	0
		Drug/Narcotic Violations	20	20	24	0
		Drug/Narcotic Equipment Violations	8	8	10	0
		Gambling - Betting/Wagering	0	0	0	0
		Gambling - Operating/Promoting	0	0	0	0
		Gambling - Equipment Violations	0	0	0	0
		Gambling - Sports Tampering	0	0	0	0
		Pornography/Obscene Material	1	0	0	0
		Prostitution	0	0	0	0
		Prostitution Assisting/Promoting	0	0	0	0
		Purchasing Prostitution	0	0	0	0
		Weapon Law Violations	0	0	0	0
		<b>Total Group A Offenses</b>	<b>247</b>	<b>85</b>	<b>92</b>	<b>2</b>

Domestic Violence Victims		
Offense	Reported	Cleared
Murder	0	0
Aggravated Assault	1	1
Simple Assault	14	12
Intimidation	2	2
Stalking	0	0
Forcible Rape	0	0
Forcible Sodomy	0	0
Sexual Assault W/Object	0	0
Forcible Fondling	0	0
Incest	0	0
Statutory Rape	0	0
Kidnapping/Abduction	0	0
<b>Total</b>	<b>17</b>	<b>15</b>

TIBRS Group B Arrests		
Offense	Adult	Juvenile
Bad Checks	0	0
Curfew/Vagrancy	0	0
Disorderly Conduct	6	3
DUI	12	1
Drunkenness	8	0
Family-Non Violent	0	0
Liquor Law Violations	0	0
Peeping Tom	0	0
Trespass	3	0
All Other Offenses	20	1
<b>Total Group B</b>	<b>49</b>	<b>5</b>



## Carthage Police Department - 2016

<b>2015 Population Estimate</b>	<b>2,278</b>
<b>Offense Overview</b>	
Offense Total	110
Number Cleared	65
Percent Cleared	59.09 %
Group A Crimes per 100,000 population	4,828.8
<b>Arrest Overview</b>	
Total Arrests	108
Adult Arrests	103
Juvenile Arrests	5
Unknown Age	0
Arrests per 100,000 population	4,741.0
Average number offenses/incident	1.12

Domestic Violence Victims		
Offense	Reported	Cleared
Murder	0	0
Aggravated Assault	2	2
Simple Assault	15	14
Intimidation	1	1
Stalking	2	1
Forcible Rape	0	0
Forcible Sodomy	0	0
Sexual Assault W/Object	0	0
Forcible Fondling	0	0
Incest	0	0
Statutory Rape	0	0
Kidnapping/Abduction	0	0
<b>Total</b>	<b>20</b>	<b>18</b>

TIBRS Group B Arrests		
Offense	Adult	Juvenile
Bad Checks	3	0
Curfew/Vagrancy	0	0
Disorderly Conduct	3	0
DUI	6	0
Drunkenness	13	2
Family-Non Violent	1	0
Liquor Law Violations	0	0
Peeping Tom	0	0
Trespass	3	0
All Other Offenses	4	1
<b>Total Group B</b>	<b>33</b>	<b>3</b>

TIBRS Group A Offenses	Offenses		Arrests	
	Reported	Cleared	Adult	Juvenile
<b>Crimes Against Persons</b>				
Murder	0	0	0	0
Negligent Manslaughter	0	0	0	0
Negligent Vehicular Manslaughter	0	0	0	0
Kidnapping/Abduction	0	0	0	0
Forcible Rape	0	0	0	0
Forcible Sodomy	0	0	0	0
Sexual Assault W/Object	0	0	0	0
Forcible Fondling	0	0	0	0
Incest	0	0	0	0
Statutory Rape	0	0	0	0
Aggravated Assault	3	3	2	0
Simple Assault	18	16	15	0
Intimidation	1	1	1	0
Stalking	3	1	1	0
Commercial Sex Acts	0	0	0	0
Involuntary Servitude	0	0	0	0
<b>Crimes Against Property</b>				
Arson	0	0	0	0
Bribery	0	0	0	0
Burglary	9	4	10	1
Counterfeiting/Forgery	0	0	0	0
Destruction/Damage/Vandalism	10	5	5	0
Embezzlement	0	0	0	0
Extortion/Blackmail	0	0	0	0
Fraud - Computer Hacking/Invasion	0	0	0	0
Fraud - Credit Card/ATM	1	0	0	0
Fraud - False Pretenses	0	0	0	0
Fraud - Identity Theft	0	0	0	0
Fraud - Impersonation	0	0	0	0
Fraud - Welfare	0	0	0	0
Fraud - Wire	0	0	0	0
Motor Vehicle Theft	1	0	0	0
Robbery	1	1	1	0
Stolen Property Offenses	1	1	1	0
Theft - Pocket-picking	0	0	0	0
Theft - Purse Snatching	0	0	0	0
Theft - Shoplifting	9	5	9	0
Theft From Building	5	0	0	0
Theft From Coin Machine	0	0	0	0
Theft From Motor Vehicle	5	0	0	0
Theft of Motor Vehicle Parts	1	0	0	0
Theft - All Other Larceny	13	1	1	0
<b>Crimes Against Society</b>				
Animal Cruelty	0	0	0	0
Drug/Narcotic Violations	23	21	21	1
Drug/Narcotic Equipment Violations	5	5	3	0
Gambling - Betting/Wagering	0	0	0	0
Gambling - Operating/Promoting	0	0	0	0
Gambling - Equipment Violations	0	0	0	0
Gambling - Sports Tampering	0	0	0	0
Pornography/Obscene Material	0	0	0	0
Prostitution	0	0	0	0
Prostitution Assisting/Promoting	0	0	0	0
Purchasing Prostitution	0	0	0	0
Weapon Law Violations	1	1	0	0
<b>Total Group A Offenses</b>	<b>110</b>	<b>65</b>	<b>70</b>	<b>2</b>



## Caryville Police Department - 2016

2015 Population Estimate	2,200	TIBRS Group A Offenses	Offenses		Arrests	
			Reported	Cleared	Adult	Juvenile
<b>Offense Overview</b>		<b>Crimes Against Persons</b>				
Offense Total	187	Murder	0	0	0	0
Number Cleared	64	Negligent Manslaughter	0	0	0	0
Percent Cleared	34.22 %	Negligent Vehicular Manslaughter	0	0	0	0
Group A Crimes per 100,000 population	8,500.0	Kidnapping/Abduction	0	0	0	0
		Forcible Rape	0	0	0	0
		Forcible Sodomy	0	0	0	0
		Sexual Assault W/Object	0	0	0	0
		Forcible Fondling	0	0	0	0
		Incest	0	0	0	0
		Statutory Rape	1	0	0	0
		Aggravated Assault	10	8	7	0
		Simple Assault	22	13	12	0
		Intimidation	8	2	2	0
		Stalking	0	0	0	0
		Commercial Sex Acts	0	0	0	0
		Involuntary Servitude	0	0	0	0
		<b>Crimes Against Property</b>				
		Arson	0	0	0	0
		Bribery	0	0	0	0
		Burglary	29	2	2	0
		Counterfeiting/Forgery	1	0	0	0
		Destruction/Damage/Vandalism	19	0	0	0
		Embezzlement	1	0	0	0
		Extortion/Blackmail	0	0	0	0
		Fraud - Computer Hacking/Invasion	0	0	0	0
		Fraud - Credit Card/ATM	3	0	0	0
		Fraud - False Pretenses	2	0	0	0
		Fraud - Identity Theft	0	0	0	0
		Fraud - Impersonation	2	2	1	0
		Fraud - Welfare	0	0	0	0
		Fraud - Wire	0	0	0	0
		Motor Vehicle Theft	14	0	0	0
		Robbery	2	0	0	0
		Stolen Property Offenses	0	0	0	0
		Theft - Pocket-picking	0	0	0	0
		Theft - Purse Snatching	0	0	0	0
		Theft - Shoplifting	0	0	0	0
		Theft From Building	13	2	2	0
		Theft From Coin Machine	0	0	0	0
		Theft From Motor Vehicle	9	0	0	0
		Theft of Motor Vehicle Parts	2	0	0	0
		Theft - All Other Larceny	13	1	1	0
		<b>Crimes Against Society</b>				
		Animal Cruelty	0	0	0	0
		Drug/Narcotic Violations	27	26	25	0
		Drug/Narcotic Equipment Violations	8	8	4	0
		Gambling - Betting/Wagering	0	0	0	0
		Gambling - Operating/Promoting	0	0	0	0
		Gambling - Equipment Violations	0	0	0	0
		Gambling - Sports Tampering	0	0	0	0
		Pornography/Obscene Material	1	0	0	0
		Prostitution	0	0	0	0
		Prostitution Assisting/Promoting	0	0	0	0
		Purchasing Prostitution	0	0	0	0
		Weapon Law Violations	0	0	0	0
		<b>Total Group A Offenses</b>	<b>187</b>	<b>64</b>	<b>56</b>	<b>0</b>
<b>Arrest Overview</b>						
Total Arrests	80					
Adult Arrests	79					
Juvenile Arrests	1					
Unknown Age	0					
Arrests per 100,000 population	3,636.4					
Average number offenses/incident	1.07					

Domestic Violence Victims		
Offense	Reported	Cleared
Murder	0	0
Aggravated Assault	3	3
Simple Assault	9	9
Intimidation	2	2
Stalking	0	0
Forcible Rape	0	0
Forcible Sodomy	0	0
Sexual Assault W/Object	0	0
Forcible Fondling	0	0
Incest	0	0
Statutory Rape	0	0
Kidnapping/Abduction	0	0
<b>Total</b>	<b>14</b>	<b>14</b>

TIBRS Group B Arrests		
Offense	Adult	Juvenile
Bad Checks	0	0
Curfew/Vagrancy	0	0
Disorderly Conduct	0	0
DUI	8	0
Drunkenness	12	1
Family-Non Violent	0	0
Liquor Law Violations	0	0
Peeping Tom	0	0
Trespass	0	0
All Other Offenses	3	0
<b>Total Group B</b>	<b>23</b>	<b>1</b>



## Celina Police Department - 2016

2015 Population Estimate	1,494	TIBRS Group A Offenses	Offenses		Arrests	
			Reported	Cleared	Adult	Juvenile
<b>Offense Overview</b>		<b>Crimes Against Persons</b>				
Offense Total	100	Murder	0	0	0	0
Number Cleared	94	Negligent Manslaughter	0	0	0	0
Percent Cleared	94.00 %	Negligent Vehicular Manslaughter	0	0	0	0
Group A Crimes per 100,000 population	6,693.4	Kidnapping/Abduction	0	0	0	0
		Forcible Rape	0	0	0	0
		Forcible Sodomy	0	0	0	0
		Sexual Assault W/Object	0	0	0	0
		Forcible Fondling	0	0	0	0
		Incest	0	0	0	0
		Statutory Rape	0	0	0	0
		Aggravated Assault	3	3	2	0
		Simple Assault	17	17	17	0
		Intimidation	2	2	2	0
		Stalking	0	0	0	0
		Commercial Sex Acts	0	0	0	0
		Involuntary Servitude	0	0	0	0
<b>Arrest Overview</b>		<b>Crimes Against Property</b>				
Total Arrests	138	Arson	0	0	0	0
Adult Arrests	136	Bribery	0	0	0	0
Juvenile Arrests	2	Burglary	2	0	0	0
Unknown Age	0	Counterfeiting/Forgery	0	0	0	0
Arrests per 100,000 population	9,236.9	Destruction/Damage/Vandalism	5	4	4	1
Average number offenses/incident	1.19	Embezzlement	1	1	1	0
		Extortion/Blackmail	0	0	0	0
		Fraud - Computer Hacking/Invasion	0	0	0	0
		Fraud - Credit Card/ATM	1	1	1	0
		Fraud - False Pretenses	0	0	0	0
		Fraud - Identity Theft	0	0	0	0
		Fraud - Impersonation	0	0	0	0
		Fraud - Welfare	0	0	0	0
		Fraud - Wire	0	0	0	0
		Motor Vehicle Theft	4	3	3	0
		Robbery	0	0	0	0
		Stolen Property Offenses	2	2	3	0
		Theft - Pocket-picking	0	0	0	0
		Theft - Purse Snatching	0	0	0	0
		Theft - Shoplifting	7	7	8	0
		Theft From Building	0	0	0	0
		Theft From Coin Machine	0	0	0	0
		Theft From Motor Vehicle	1	1	1	0
		Theft of Motor Vehicle Parts	0	0	0	0
		Theft - All Other Larceny	9	7	6	0
		<b>Crimes Against Society</b>				
		Animal Cruelty	0	0	0	0
		Drug/Narcotic Violations	28	28	30	0
		Drug/Narcotic Equipment Violations	16	16	7	1
		Gambling - Betting/Wagering	0	0	0	0
		Gambling - Operating/Promoting	0	0	0	0
		Gambling - Equipment Violations	0	0	0	0
		Gambling - Sports Tampering	0	0	0	0
		Pornography/Obscene Material	0	0	0	0
		Prostitution	0	0	0	0
		Prostitution Assisting/Promoting	0	0	0	0
		Purchasing Prostitution	0	0	0	0
		Weapon Law Violations	2	2	2	0
		<b>Total Group A Offenses</b>	<b>100</b>	<b>94</b>	<b>87</b>	<b>2</b>

Domestic Violence Victims		
Offense	Reported	Cleared
Murder	0	0
Aggravated Assault	3	3
Simple Assault	15	15
Intimidation	2	2
Stalking	0	0
Forcible Rape	0	0
Forcible Sodomy	0	0
Sexual Assault W/Object	0	0
Forcible Fondling	0	0
Incest	0	0
Statutory Rape	0	0
Kidnapping/Abduction	0	0
<b>Total</b>	<b>20</b>	<b>20</b>

TIBRS Group B Arrests		
Offense	Adult	Juvenile
Bad Checks	1	0
Curfew/Vagrancy	0	0
Disorderly Conduct	4	0
DUI	22	0
Drunkenness	13	0
Family-Non Violent	1	0
Liquor Law Violations	0	0
Peeping Tom	0	0
Trespass	2	0
All Other Offenses	6	0
<b>Total Group B</b>	<b>49</b>	<b>0</b>



## Centerville Police Department - 2016

<b>2015 Population Estimate</b>	<b>3,584</b>
<b>Offense Overview</b>	
Offense Total	325
Number Cleared	198
Percent Cleared	60.92 %
Group A Crimes per 100,000 population	9,068.1
<b>Arrest Overview</b>	
Total Arrests	165
Adult Arrests	144
Juvenile Arrests	21
Unknown Age	0
Arrests per 100,000 population	4,603.8
Average number offenses/incident	1.23

Domestic Violence Victims		
Offense	Reported	Cleared
Murder	0	0
Aggravated Assault	5	2
Simple Assault	29	23
Intimidation	4	0
Stalking	2	0
Forcible Rape	0	0
Forcible Sodomy	0	0
Sexual Assault W/Object	0	0
Forcible Fondling	0	0
Incest	0	0
Statutory Rape	0	0
Kidnapping/Abduction	0	0
<b>Total</b>	<b>40</b>	<b>25</b>

TIBRS Group B Arrests		
Offense	Adult	Juvenile
Bad Checks	0	0
Curfew/Vagrancy	0	0
Disorderly Conduct	25	5
DUI	15	0
Drunkenness	16	1
Family-Non Violent	0	1
Liquor Law Violations	0	1
Peeping Tom	0	0
Trespass	2	0
All Other Offenses	12	2
<b>Total Group B</b>	<b>70</b>	<b>10</b>

TIBRS Group A Offenses	Offenses		Arrests	
	Reported	Cleared	Adult	Juvenile
<b>Crimes Against Persons</b>				
Murder	0	0	0	0
Negligent Manslaughter	0	0	0	0
Negligent Vehicular Manslaughter	0	0	0	0
Kidnapping/Abduction	0	0	0	0
Forcible Rape	0	0	0	0
Forcible Sodomy	0	0	0	0
Sexual Assault W/Object	0	0	0	0
Forcible Fondling	1	0	0	0
Incest	0	0	0	0
Statutory Rape	0	0	0	0
Aggravated Assault	13	8	4	1
Simple Assault	41	31	19	1
Intimidation	20	9	0	3
Stalking	2	0	0	0
Commercial Sex Acts	0	0	0	0
Involuntary Servitude	0	0	0	0
<b>Crimes Against Property</b>				
Arson	0	0	0	0
Bribery	0	0	0	0
Burglary	41	14	2	4
Counterfeiting/Forgery	3	0	0	0
Destruction/Damage/Vandalism	26	9	3	2
Embezzlement	0	0	0	0
Extortion/Blackmail	0	0	0	0
Fraud - Computer Hacking/Invasion	0	0	0	0
Fraud - Credit Card/ATM	2	0	0	0
Fraud - False Pretenses	3	0	0	0
Fraud - Identity Theft	0	0	0	0
Fraud - Impersonation	4	3	2	0
Fraud - Welfare	0	0	0	0
Fraud - Wire	0	0	0	0
Motor Vehicle Theft	11	8	1	0
Robbery	1	0	0	0
Stolen Property Offenses	1	1	0	0
Theft - Pocket-picking	0	0	0	0
Theft - Purse Snatching	0	0	0	0
Theft - Shoplifting	12	9	4	0
Theft From Building	28	8	7	0
Theft From Coin Machine	0	0	0	0
Theft From Motor Vehicle	8	4	2	0
Theft of Motor Vehicle Parts	2	0	0	0
Theft - All Other Larceny	9	2	1	0
<b>Crimes Against Society</b>				
Animal Cruelty	0	0	0	0
Drug/Narcotic Violations	52	51	19	0
Drug/Narcotic Equipment Violations	42	40	10	0
Gambling - Betting/Wagering	0	0	0	0
Gambling - Operating/Promoting	0	0	0	0
Gambling - Equipment Violations	0	0	0	0
Gambling - Sports Tampering	0	0	0	0
Pornography/Obscene Material	2	0	0	0
Prostitution	0	0	0	0
Prostitution Assisting/Promoting	0	0	0	0
Purchasing Prostitution	0	0	0	0
Weapon Law Violations	1	1	0	0
<b>Total Group A Offenses</b>	<b>325</b>	<b>198</b>	<b>74</b>	<b>11</b>



## Chapel Hill Police Department - 2016

2015 Population Estimate	1,467	TIBRS Group A Offenses	Offenses		Arrests	
			Reported	Cleared	Adult	Juvenile
<b>Offense Overview</b>		<b>Crimes Against Persons</b>				
Offense Total	90	Murder	0	0	0	0
Number Cleared	55	Negligent Manslaughter	0	0	0	0
Percent Cleared	61.11 %	Negligent Vehicular Manslaughter	0	0	0	0
Group A Crimes per 100,000 population	6,135.0	Kidnapping/Abduction	0	0	0	0
		Forcible Rape	1	0	0	0
		Forcible Sodomy	0	0	0	0
		Sexual Assault W/Object	0	0	0	0
		Forcible Fondling	1	0	0	0
		Incest	0	0	0	0
		Statutory Rape	0	0	0	0
		Aggravated Assault	1	1	1	0
		Simple Assault	14	12	10	1
		Intimidation	4	0	0	0
		Stalking	1	0	0	0
		Commercial Sex Acts	0	0	0	0
		Involuntary Servitude	0	0	0	0
<b>Arrest Overview</b>		<b>Crimes Against Property</b>				
Total Arrests	59	Arson	1	0	0	0
Adult Arrests	58	Bribery	0	0	0	0
Juvenile Arrests	1	Burglary	3	2	2	0
Unknown Age	0	Counterfeiting/Forgery	2	1	1	0
Arrests per 100,000 population	4,021.8	Destruction/Damage/Vandalism	11	5	0	0
Average number offenses/incident	1.27	Embezzlement	1	0	0	0
		Extortion/Blackmail	0	0	0	0
		Fraud - Computer Hacking/Invasion	0	0	0	0
		Fraud - Credit Card/ATM	1	0	0	0
		Fraud - False Pretenses	1	1	1	0
		Fraud - Identity Theft	1	0	0	0
		Fraud - Impersonation	2	1	1	0
		Fraud - Welfare	0	0	0	0
		Fraud - Wire	0	0	0	0
		Motor Vehicle Theft	2	1	0	0
		Robbery	1	1	1	0
		Stolen Property Offenses	0	0	0	0
		Theft - Pocket-picking	0	0	0	0
		Theft - Purse Snatching	0	0	0	0
		Theft - Shoplifting	3	2	2	0
		Theft From Building	2	0	0	0
		Theft From Coin Machine	0	0	0	0
		Theft From Motor Vehicle	9	7	7	0
		Theft of Motor Vehicle Parts	1	0	0	0
		Theft - All Other Larceny	7	1	1	0
		<b>Crimes Against Society</b>				
		Animal Cruelty	0	0	0	0
		Drug/Narcotic Violations	11	11	6	0
		Drug/Narcotic Equipment Violations	9	9	0	0
		Gambling - Betting/Wagering	0	0	0	0
		Gambling - Operating/Promoting	0	0	0	0
		Gambling - Equipment Violations	0	0	0	0
		Gambling - Sports Tampering	0	0	0	0
		Pornography/Obscene Material	0	0	0	0
		Prostitution	0	0	0	0
		Prostitution Assisting/Promoting	0	0	0	0
		Purchasing Prostitution	0	0	0	0
		Weapon Law Violations	0	0	0	0
		<b>Total Group A Offenses</b>	<b>90</b>	<b>55</b>	<b>33</b>	<b>1</b>

Domestic Violence Victims		
Offense	Reported	Cleared
Murder	0	0
Aggravated Assault	1	1
Simple Assault	12	10
Intimidation	3	0
Stalking	0	0
Forcible Rape	1	0
Forcible Sodomy	0	0
Sexual Assault W/Object	0	0
Forcible Fondling	0	0
Incest	0	0
Statutory Rape	0	0
Kidnapping/Abduction	0	0
<b>Total</b>	<b>17</b>	<b>11</b>

TIBRS Group B Arrests		
Offense	Adult	Juvenile
Bad Checks	0	0
Curfew/Vagrancy	0	0
Disorderly Conduct	0	0
DUI	21	0
Drunkenness	0	0
Family-Non Violent	0	0
Liquor Law Violations	1	0
Peeping Tom	0	0
Trespass	0	0
All Other Offenses	3	0
<b>Total Group B</b>	<b>25</b>	<b>0</b>



## Charleston Police Department - 2016

2015 Population Estimate	676	TIBRS Group A Offenses	Offenses		Arrests	
			Reported	Cleared	Adult	Juvenile
<b>Offense Overview</b>		<b>Crimes Against Persons</b>				
Offense Total	9	Murder	0	0	0	0
Number Cleared	4	Negligent Manslaughter	0	0	0	0
Percent Cleared	44.44 %	Negligent Vehicular Manslaughter	0	0	0	0
Group A Crimes per 100,000 population	1,331.4	Kidnapping/Abduction	0	0	0	0
		Forcible Rape	0	0	0	0
		Forcible Sodomy	0	0	0	0
		Sexual Assault W/Object	0	0	0	0
		Forcible Fondling	0	0	0	0
		Incest	0	0	0	0
		Statutory Rape	0	0	0	0
		Aggravated Assault	0	0	0	0
		Simple Assault	0	0	0	0
		Intimidation	0	0	0	0
		Stalking	0	0	0	0
		Commercial Sex Acts	0	0	0	0
		Involuntary Servitude	0	0	0	0
		<b>Crimes Against Property</b>				
		Arson	0	0	0	0
		Bribery	0	0	0	0
		Burglary	3	0	0	0
		Counterfeiting/Forgery	0	0	0	0
		Destruction/Damage/Vandalism	1	0	0	0
		Embezzlement	0	0	0	0
		Extortion/Blackmail	0	0	0	0
		Fraud - Computer Hacking/Invasion	0	0	0	0
		Fraud - Credit Card/ATM	0	0	0	0
		Fraud - False Pretenses	0	0	0	0
		Fraud - Identity Theft	0	0	0	0
		Fraud - Impersonation	0	0	0	0
		Fraud - Welfare	0	0	0	0
		Fraud - Wire	0	0	0	0
		Motor Vehicle Theft	0	0	0	0
		Robbery	0	0	0	0
		Stolen Property Offenses	0	0	0	0
		Theft - Pocket-picking	0	0	0	0
		Theft - Purse Snatching	0	0	0	0
		Theft - Shoplifting	1	1	1	0
		Theft From Building	0	0	0	0
		Theft From Coin Machine	1	0	0	0
		Theft From Motor Vehicle	0	0	0	0
		Theft of Motor Vehicle Parts	0	0	0	0
		Theft - All Other Larceny	0	0	0	0
		<b>Crimes Against Society</b>				
		Animal Cruelty	0	0	0	0
		Drug/Narcotic Violations	1	1	1	0
		Drug/Narcotic Equipment Violations	2	2	1	0
		Gambling - Betting/Wagering	0	0	0	0
		Gambling - Operating/Promoting	0	0	0	0
		Gambling - Equipment Violations	0	0	0	0
		Gambling - Sports Tampering	0	0	0	0
		Pornography/Obscene Material	0	0	0	0
		Prostitution	0	0	0	0
		Prostitution Assisting/Promoting	0	0	0	0
		Purchasing Prostitution	0	0	0	0
		Weapon Law Violations	0	0	0	0
		<b>Total Group A Offenses</b>	<b>9</b>	<b>4</b>	<b>3</b>	<b>0</b>

Domestic Violence Victims		
Offense	Reported	Cleared
Murder	0	0
Aggravated Assault	0	0
Simple Assault	0	0
Intimidation	0	0
Stalking	0	0
Forcible Rape	0	0
Forcible Sodomy	0	0
Sexual Assault W/Object	0	0
Forcible Fondling	0	0
Incest	0	0
Statutory Rape	0	0
Kidnapping/Abduction	0	0
<b>Total</b>	<b>0</b>	<b>0</b>

TIBRS Group B Arrests		
Offense	Adult	Juvenile
Bad Checks	0	0
Curfew/Vagrancy	0	0
Disorderly Conduct	0	0
DUI	1	0
Drunkenness	0	0
Family-Non Violent	0	0
Liquor Law Violations	0	0
Peeping Tom	0	0
Trespass	0	0
All Other Offenses	0	0
<b>Total Group B</b>	<b>1</b>	<b>0</b>





# Chattanooga Police Department - 2016

<b>2015 Population Estimate</b>	<b>176,588</b>
<b>Offense Overview</b>	
Offense Total	21,697
Number Cleared	3,882
Percent Cleared	17.89 %
Group A Crimes per 100,000 population	12,286.8
<b>Arrest Overview</b>	
Total Arrests	4,577
Adult Arrests	4,440
Juvenile Arrests	137
Unknown Age	0
Arrests per 100,000 population	2,591.9
Average number offenses/incident	1.13

Domestic Violence Victims		
Offense	Reported	Cleared
Murder	2	1
Aggravated Assault	401	158
Simple Assault	1,312	517
Intimidation	22	1
Stalking	20	4
Forcible Rape	19	0
Forcible Sodomy	8	0
Sexual Assault W/Object	2	0
Forcible Fondling	35	0
Incest	3	0
Statutory Rape	2	2
Kidnapping/Abduction	26	13
<b>Total</b>	<b>1,852</b>	<b>696</b>

TIBRS Group B Arrests		
Offense	Adult	Juvenile
Bad Checks	0	0
Curfew/Vagrancy	0	1
Disorderly Conduct	337	15
DUI	367	1
Drunkenness	420	0
Family-Non Violent	6	0
Liquor Law Violations	12	2
Peeping Tom	0	0
Trespass	206	3
All Other Offenses	574	8
<b>Total Group B</b>	<b>1,922</b>	<b>30</b>

TIBRS Group A Offenses	Offenses		Arrests	
	Reported	Cleared	Adult	Juvenile
<b>Crimes Against Persons</b>				
Murder	26	9	10	0
Negligent Manslaughter	1	0	0	0
Negligent Vehicular Manslaughter	0	0	0	0
Kidnapping/Abduction	37	14	16	0
Forcible Rape	102	2	3	0
Forcible Sodomy	16	0	0	0
Sexual Assault W/Object	2	0	0	0
Forcible Fondling	116	6	3	0
Incest	3	0	0	0
Statutory Rape	11	2	2	0
Aggravated Assault	1,312	325	206	10
Simple Assault	2,394	796	515	28
Intimidation	99	23	5	0
Stalking	34	8	6	0
Commercial Sex Acts	3	1	0	0
Involuntary Servitude	0	0	0	0
<b>Crimes Against Property</b>				
Arson	23	5	2	0
Bribery	2	2	2	0
Burglary	1,588	65	55	3
Counterfeiting/Forgery	307	11	51	0
Destruction/Damage/Vandalism	2,672	192	71	8
Embezzlement	120	25	7	1
Extortion/Blackmail	5	0	0	0
Fraud - Computer Hacking/Invasion	0	0	0	0
Fraud - Credit Card/ATM	373	4	0	0
Fraud - False Pretenses	731	43	21	0
Fraud - Identity Theft	14	0	0	0
Fraud - Impersonation	66	6	9	0
Fraud - Welfare	0	0	0	0
Fraud - Wire	22	0	0	0
Motor Vehicle Theft	1,072	92	70	9
Robbery	384	50	61	11
Stolen Property Offenses	52	27	13	0
Theft - Pocket-picking	22	3	0	0
Theft - Purse Snatching	17	0	0	0
Theft - Shoplifting	2,284	527	510	13
Theft From Building	1,141	53	24	2
Theft From Coin Machine	17	0	0	0
Theft From Motor Vehicle	1,980	49	21	4
Theft of Motor Vehicle Parts	680	5	6	0
Theft - All Other Larceny	1,073	45	38	1
<b>Crimes Against Society</b>				
Animal Cruelty	0	0	0	0
Drug/Narcotic Violations	1,542	710	588	6
Drug/Narcotic Equipment Violations	811	458	75	1
Gambling - Betting/Wagering	1	1	14	0
Gambling - Operating/Promoting	13	8	6	0
Gambling - Equipment Violations	13	9	5	0
Gambling - Sports Tampering	0	0	0	0
Pornography/Obscene Material	14	0	0	0
Prostitution	46	32	33	0
Prostitution Assisting/Promoting	2	1	0	0
Purchasing Prostitution	0	0	0	0
Weapon Law Violations	454	273	70	10
<b>Total Group A Offenses</b>	<b>21,697</b>	<b>3,882</b>	<b>2,518</b>	<b>107</b>



## Church Hill Public Safety - 2016

2015 Population Estimate	6,719	TIBRS Group A Offenses	Offenses		Arrests	
			Reported	Cleared	Adult	Juvenile
<b>Offense Overview</b>		<b>Crimes Against Persons</b>				
Offense Total	95	Murder	0	0	0	0
Number Cleared	53	Negligent Manslaughter	0	0	0	0
Percent Cleared	55.79 %	Negligent Vehicular Manslaughter	0	0	0	0
Group A Crimes per 100,000 population	1,413.9	Kidnapping/Abduction	0	0	0	0
		Forcible Rape	0	0	0	0
		Forcible Sodomy	0	0	0	0
		Sexual Assault W/Object	0	0	0	0
		Forcible Fondling	0	0	0	0
		Incest	0	0	0	0
		Statutory Rape	0	0	0	0
		Aggravated Assault	11	11	5	0
		Simple Assault	5	0	0	0
		Intimidation	1	0	0	0
		Stalking	0	0	0	0
		Commercial Sex Acts	0	0	0	0
		Involuntary Servitude	0	0	0	0
<b>Arrest Overview</b>		<b>Crimes Against Property</b>				
Total Arrests	51	Arson	1	0	0	0
Adult Arrests	48	Bribery	0	0	0	0
Juvenile Arrests	3	Burglary	6	2	0	0
Unknown Age	0	Counterfeiting/Forgery	0	0	0	0
Arrests per 100,000 population	759.0	Destruction/Damage/Vandalism	7	2	1	1
Average number offenses/incident	1.25	Embezzlement	0	0	0	0
		Extortion/Blackmail	0	0	0	0
		Fraud - Computer Hacking/Invasion	0	0	0	0
		Fraud - Credit Card/ATM	2	0	0	0
		Fraud - False Pretenses	1	0	0	0
		Fraud - Identity Theft	0	0	0	0
		Fraud - Impersonation	3	2	2	0
		Fraud - Welfare	0	0	0	0
		Fraud - Wire	0	0	0	0
		Motor Vehicle Theft	1	1	1	0
		Robbery	1	1	0	0
		Stolen Property Offenses	0	0	0	0
		Theft - Pocket-picking	0	0	0	0
		Theft - Purse Snatching	0	0	0	0
		Theft - Shoplifting	11	8	6	0
		Theft From Building	3	1	0	0
		Theft From Coin Machine	0	0	0	0
		Theft From Motor Vehicle	0	0	0	0
		Theft of Motor Vehicle Parts	0	0	0	0
		Theft - All Other Larceny	7	1	1	0
		<b>Crimes Against Society</b>				
		Animal Cruelty	0	0	0	0
		Drug/Narcotic Violations	21	16	13	2
		Drug/Narcotic Equipment Violations	11	7	0	0
		Gambling - Betting/Wagering	0	0	0	0
		Gambling - Operating/Promoting	0	0	0	0
		Gambling - Equipment Violations	0	0	0	0
		Gambling - Sports Tampering	0	0	0	0
		Pornography/Obscene Material	1	0	0	0
		Prostitution	0	0	0	0
		Prostitution Assisting/Promoting	0	0	0	0
		Purchasing Prostitution	0	0	0	0
		Weapon Law Violations	2	1	0	0
		<b>Total Group A Offenses</b>	<b>95</b>	<b>53</b>	<b>29</b>	<b>3</b>

Domestic Violence Victims		
Offense	Reported	Cleared
Murder	0	0
Aggravated Assault	5	5
Simple Assault	0	0
Intimidation	0	0
Stalking	0	0
Forcible Rape	0	0
Forcible Sodomy	0	0
Sexual Assault W/Object	0	0
Forcible Fondling	0	0
Incest	0	0
Statutory Rape	0	0
Kidnapping/Abduction	0	0
<b>Total</b>	<b>5</b>	<b>5</b>

TIBRS Group B Arrests		
Offense	Adult	Juvenile
Bad Checks	0	0
Curfew/Vagrancy	0	0
Disorderly Conduct	1	0
DUI	4	0
Drunkenness	8	0
Family-Non Violent	1	0
Liquor Law Violations	0	0
Peeping Tom	0	0
Trespass	2	0
All Other Offenses	3	0
<b>Total Group B</b>	<b>19</b>	<b>0</b>

Please check [www.tncrimeonline.com](http://www.tncrimeonline.com) for additional 2016 data.



# Clarksburg Police Department - 2016

2015 Population Estimate	380	TIBRS Group A Offenses	Offenses		Arrests	
			Reported	Cleared	Adult	Juvenile
<b>Offense Overview</b>		<b>Crimes Against Persons</b>				
Offense Total	13	Murder	0	0	0	0
Number Cleared	8	Negligent Manslaughter	0	0	0	0
Percent Cleared	61.54 %	Negligent Vehicular Manslaughter	0	0	0	0
Group A Crimes per 100,000 population	3,421.1	Kidnapping/Abduction	0	0	0	0
		Forcible Rape	0	0	0	0
		Forcible Sodomy	0	0	0	0
		Sexual Assault W/Object	0	0	0	0
		Forcible Fondling	0	0	0	0
		Incest	0	0	0	0
		Statutory Rape	0	0	0	0
		Aggravated Assault	0	0	0	0
		Simple Assault	1	1	1	0
		Intimidation	0	0	0	0
		Stalking	0	0	0	0
		Commercial Sex Acts	0	0	0	0
		Involuntary Servitude	0	0	0	0
		<b>Crimes Against Property</b>				
		Arson	0	0	0	0
		Bribery	0	0	0	0
		Burglary	0	0	0	0
		Counterfeiting/Forgery	0	0	0	0
		Destruction/Damage/Vandalism	1	0	0	0
		Embezzlement	0	0	0	0
		Extortion/Blackmail	0	0	0	0
		Fraud - Computer Hacking/Invasion	0	0	0	0
		Fraud - Credit Card/ATM	2	0	0	0
		Fraud - False Pretenses	0	0	0	0
		Fraud - Identity Theft	0	0	0	0
		Fraud - Impersonation	0	0	0	0
		Fraud - Welfare	0	0	0	0
		Fraud - Wire	0	0	0	0
		Motor Vehicle Theft	0	0	0	0
		Robbery	0	0	0	0
		Stolen Property Offenses	0	0	0	0
		Theft - Pocket-picking	0	0	0	0
		Theft - Purse Snatching	0	0	0	0
		Theft - Shoplifting	0	0	0	0
		Theft From Building	0	0	0	0
		Theft From Coin Machine	0	0	0	0
		Theft From Motor Vehicle	0	0	0	0
		Theft of Motor Vehicle Parts	0	0	0	0
		Theft - All Other Larceny	1	0	0	0
		<b>Crimes Against Society</b>				
		Animal Cruelty	0	0	0	0
		Drug/Narcotic Violations	7	6	4	0
		Drug/Narcotic Equipment Violations	1	1	2	0
		Gambling - Betting/Wagering	0	0	0	0
		Gambling - Operating/Promoting	0	0	0	0
		Gambling - Equipment Violations	0	0	0	0
		Gambling - Sports Tampering	0	0	0	0
		Pornography/Obscene Material	0	0	0	0
		Prostitution	0	0	0	0
		Prostitution Assisting/Promoting	0	0	0	0
		Purchasing Prostitution	0	0	0	0
		Weapon Law Violations	0	0	0	0
		<b>Total Group A Offenses</b>	<b>13</b>	<b>8</b>	<b>7</b>	<b>0</b>

Domestic Violence Victims		
Offense	Reported	Cleared
Murder	0	0
Aggravated Assault	0	0
Simple Assault	1	1
Intimidation	0	0
Stalking	0	0
Forcible Rape	0	0
Forcible Sodomy	0	0
Sexual Assault W/Object	0	0
Forcible Fondling	0	0
Incest	0	0
Statutory Rape	0	0
Kidnapping/Abduction	0	0
<b>Total</b>	<b>1</b>	<b>1</b>

TIBRS Group B Arrests		
Offense	Adult	Juvenile
Bad Checks	0	0
Curfew/Vagrancy	0	0
Disorderly Conduct	0	0
DUI	0	0
Drunkenness	0	0
Family-Non Violent	0	0
Liquor Law Violations	0	0
Peeping Tom	0	0
Trespass	0	0
All Other Offenses	1	0
<b>Total Group B</b>	<b>1</b>	<b>0</b>



## Clarksville Police Department - 2016

<b>2015 Population Estimate</b>	<b>149,176</b>
<b>Offense Overview</b>	
Offense Total	14,383
Number Cleared	6,833
Percent Cleared	47.51 %
Group A Crimes per 100,000 population	9,641.6
<b>Arrest Overview</b>	
Total Arrests	8,283
Adult Arrests	7,846
Juvenile Arrests	437
Unknown Age	0
Arrests per 100,000 population	5,552.5
Average number offenses/incident	1.21

Domestic Violence Victims		
Offense	Reported	Cleared
Murder	3	3
Aggravated Assault	271	243
Simple Assault	1,515	1,296
Intimidation	93	34
Stalking	29	17
Forcible Rape	18	3
Forcible Sodomy	2	0
Sexual Assault W/Object	20	4
Forcible Fondling	13	3
Incest	0	0
Statutory Rape	5	1
Kidnapping/Abduction	33	24
<b>Total</b>	<b>2,002</b>	<b>1,628</b>

TIBRS Group B Arrests		
Offense	Adult	Juvenile
Bad Checks	1	0
Curfew/Vagrancy	0	28
Disorderly Conduct	50	5
DUI	375	1
Drunkenness	311	1
Family-Non Violent	49	0
Liquor Law Violations	61	8
Peeping Tom	0	0
Trespass	88	2
All Other Offenses	1,549	30
<b>Total Group B</b>	<b>2,484</b>	<b>75</b>

TIBRS Group A Offenses	Offenses		Arrests	
	Reported	Cleared	Adult	Juvenile
<b>Crimes Against Persons</b>				
Murder	12	9	11	0
Negligent Manslaughter	0	0	0	0
Negligent Vehicular Manslaughter	0	0	0	0
Kidnapping/Abduction	59	34	23	0
Forcible Rape	38	7	4	1
Forcible Sodomy	4	1	1	0
Sexual Assault W/Object	28	5	2	1
Forcible Fondling	45	8	3	3
Incest	0	0	0	0
Statutory Rape	11	1	0	0
Aggravated Assault	719	496	443	19
Simple Assault	2,159	1,390	1,236	76
Intimidation	512	43	16	1
Stalking	53	26	22	0
Commercial Sex Acts	0	0	0	0
Involuntary Servitude	0	0	0	0
<b>Crimes Against Property</b>				
Arson	10	2	1	1
Bribery	0	0	0	0
Burglary	671	138	131	39
Counterfeiting/Forgery	292	59	46	0
Destruction/Damage/Vandalism	1,090	249	121	16
Embezzlement	87	29	24	0
Extortion/Blackmail	6	0	0	0
Fraud - Computer Hacking/Invasion	1	0	0	0
Fraud - Credit Card/ATM	555	79	40	7
Fraud - False Pretenses	723	99	43	0
Fraud - Identity Theft	64	9	9	0
Fraud - Impersonation	265	198	155	12
Fraud - Welfare	0	0	0	0
Fraud - Wire	0	0	0	0
Motor Vehicle Theft	186	54	54	11
Robbery	132	49	52	8
Stolen Property Offenses	55	39	29	0
Theft - Pocket-picking	4	0	0	0
Theft - Purse Snatching	4	0	0	0
Theft - Shoplifting	1,000	524	514	69
Theft From Building	799	73	59	4
Theft From Coin Machine	7	0	0	0
Theft From Motor Vehicle	514	75	79	9
Theft of Motor Vehicle Parts	82	6	5	0
Theft - All Other Larceny	584	51	50	5
<b>Crimes Against Society</b>				
Animal Cruelty	9	2	2	0
Drug/Narcotic Violations	1,752	1,550	1,620	66
Drug/Narcotic Equipment Violations	1,322	1,201	485	13
Gambling - Betting/Wagering	1	1	1	0
Gambling - Operating/Promoting	0	0	0	0
Gambling - Equipment Violations	0	0	0	0
Gambling - Sports Tampering	0	0	0	0
Pornography/Obscene Material	36	7	2	0
Prostitution	28	27	17	0
Prostitution Assisting/Promoting	28	24	6	0
Purchasing Prostitution	3	3	2	0
Weapon Law Violations	433	265	54	1
<b>Total Group A Offenses</b>	<b>14,383</b>	<b>6,833</b>	<b>5,362</b>	<b>362</b>



## Cleveland Police Department - 2016

			Offenses		Arrests	
			Reported	Cleared	Adult	Juvenile
<b>2015 Population Estimate</b>	<b>43,898</b>					
<b>Offense Overview</b>						
Offense Total	6,762					
Number Cleared	2,208					
Percent Cleared	32.65 %					
Group A Crimes per 100,000 population	15,403.9					
<b>Arrest Overview</b>						
Total Arrests	2,819					
Adult Arrests	2,670					
Juvenile Arrests	149					
Unknown Age	0					
Arrests per 100,000 population	6,421.7					
Average number offenses/incident	1.18					
<b>Domestic Violence Victims</b>						
Offense	Reported	Cleared				
Murder	0	0				
Aggravated Assault	140	87				
Simple Assault	482	241				
Intimidation	99	12				
Stalking	4	0				
Forcible Rape	3	3				
Forcible Sodomy	2	0				
Sexual Assault W/Object	0	0				
Forcible Fondling	4	3				
Incest	0	0				
Statutory Rape	0	0				
Kidnapping/Abduction	14	7				
<b>Total</b>	<b>748</b>	<b>353</b>				
<b>TIBRS Group B Arrests</b>						
Offense	Adult	Juvenile				
Bad Checks	0	0				
Curfew/Vagrancy	0	0				
Disorderly Conduct	42	46				
DUI	99	0				
Drunkenness	126	3				
Family-Non Violent	1	0				
Liquor Law Violations	11	5				
Peeping Tom	0	0				
Trespass	69	1				
All Other Offenses	649	9				
<b>Total Group B</b>	<b>997</b>	<b>64</b>				
<b>TIBRS Group A Offenses</b>						
<b>Crimes Against Persons</b>						
Murder	2	2	1	0		
Negligent Manslaughter	0	0	0	0		
Negligent Vehicular Manslaughter	0	0	0	0		
Kidnapping/Abduction	26	16	3	0		
Forcible Rape	9	4	0	0		
Forcible Sodomy	4	2	0	0		
Sexual Assault W/Object	0	0	0	0		
Forcible Fondling	18	9	0	4		
Incest	0	0	0	0		
Statutory Rape	2	0	0	0		
Aggravated Assault	319	154	116	2		
Simple Assault	758	298	222	20		
Intimidation	340	30	10	6		
Stalking	5	0	0	0		
Commercial Sex Acts	0	0	0	0		
Involuntary Servitude	0	0	0	0		
<b>Crimes Against Property</b>						
Arson	3	0	0	0		
Bribery	1	0	0	0		
Burglary	411	30	25	1		
Counterfeiting/Forgery	125	21	8	0		
Destruction/Damage/Vandalism	702	77	33	14		
Embezzlement	27	8	6	1		
Extortion/Blackmail	4	1	0	0		
Fraud - Computer Hacking/Invasion	0	0	0	0		
Fraud - Credit Card/ATM	220	20	5	0		
Fraud - False Pretenses	223	48	29	0		
Fraud - Identity Theft	79	6	0	0		
Fraud - Impersonation	42	27	19	1		
Fraud - Welfare	0	0	0	0		
Fraud - Wire	12	0	0	0		
Motor Vehicle Theft	259	37	27	2		
Robbery	50	8	13	1		
Stolen Property Offenses	41	33	28	0		
Theft - Pocket-picking	4	0	0	0		
Theft - Purse Snatching	5	0	0	0		
Theft - Shoplifting	714	441	505	11		
Theft From Building	412	33	14	3		
Theft From Coin Machine	5	1	0	0		
Theft From Motor Vehicle	433	22	14	2		
Theft of Motor Vehicle Parts	138	4	0	0		
Theft - All Other Larceny	378	21	20	0		
<b>Crimes Against Society</b>						
Animal Cruelty	0	0	0	0		
Drug/Narcotic Violations	487	428	397	13		
Drug/Narcotic Equipment Violations	444	380	158	3		
Gambling - Betting/Wagering	1	0	0	0		
Gambling - Operating/Promoting	0	0	0	0		
Gambling - Equipment Violations	0	0	0	0		
Gambling - Sports Tampering	0	0	0	0		
Pornography/Obscene Material	3	0	0	0		
Prostitution	0	0	0	0		
Prostitution Assisting/Promoting	0	0	0	0		
Purchasing Prostitution	0	0	0	0		
Weapon Law Violations	56	47	20	1		
<b>Total Group A Offenses</b>	<b>6,762</b>	<b>2,208</b>	<b>1,673</b>	<b>85</b>		



## Clifton Police Department - 2016

2015 Population Estimate	2,663	TIBRS Group A Offenses	Offenses		Arrests	
			Reported	Cleared	Adult	Juvenile
<b>Offense Overview</b>		<b>Crimes Against Persons</b>				
Offense Total	34	Murder	0	0	0	0
Number Cleared	22	Negligent Manslaughter	0	0	0	0
Percent Cleared	64.71 %	Negligent Vehicular Manslaughter	0	0	0	0
Group A Crimes per 100,000 population	1,276.8	Kidnapping/Abduction	0	0	0	0
		Forcible Rape	1	1	1	0
		Forcible Sodomy	0	0	0	0
		Sexual Assault W/Object	0	0	0	0
		Forcible Fondling	0	0	0	0
		Incest	0	0	0	0
		Statutory Rape	0	0	0	0
		Aggravated Assault	0	0	0	0
		Simple Assault	2	2	2	0
		Intimidation	1	0	0	0
		Stalking	0	0	0	0
		Commercial Sex Acts	0	0	0	0
		Involuntary Servitude	0	0	0	0
		<b>Crimes Against Property</b>				
		Arson	0	0	0	0
		Bribery	0	0	0	0
		Burglary	1	0	0	0
		Counterfeiting/Forgery	0	0	0	0
		Destruction/Damage/Vandalism	3	1	1	0
		Embezzlement	0	0	0	0
		Extortion/Blackmail	0	0	0	0
		Fraud - Computer Hacking/Invasion	0	0	0	0
		Fraud - Credit Card/ATM	0	0	0	0
		Fraud - False Pretenses	0	0	0	0
		Fraud - Identity Theft	0	0	0	0
		Fraud - Impersonation	0	0	0	0
		Fraud - Welfare	0	0	0	0
		Fraud - Wire	0	0	0	0
		Motor Vehicle Theft	0	0	0	0
		Robbery	0	0	0	0
		Stolen Property Offenses	0	0	0	0
		Theft - Pocket-picking	0	0	0	0
		Theft - Purse Snatching	0	0	0	0
		Theft - Shoplifting	0	0	0	0
		Theft From Building	0	0	0	0
		Theft From Coin Machine	0	0	0	0
		Theft From Motor Vehicle	2	1	1	0
		Theft of Motor Vehicle Parts	0	0	0	0
		Theft - All Other Larceny	4	2	2	0
		<b>Crimes Against Society</b>				
		Animal Cruelty	0	0	0	0
		Drug/Narcotic Violations	19	15	15	0
		Drug/Narcotic Equipment Violations	0	0	0	0
		Gambling - Betting/Wagering	0	0	0	0
		Gambling - Operating/Promoting	0	0	0	0
		Gambling - Equipment Violations	0	0	0	0
		Gambling - Sports Tampering	0	0	0	0
		Pornography/Obscene Material	0	0	0	0
		Prostitution	0	0	0	0
		Prostitution Assisting/Promoting	0	0	0	0
		Purchasing Prostitution	0	0	0	0
		Weapon Law Violations	1	0	0	0
		<b>Total Group A Offenses</b>	<b>34</b>	<b>22</b>	<b>22</b>	<b>0</b>

Domestic Violence Victims		
Offense	Reported	Cleared
Murder	0	0
Aggravated Assault	0	0
Simple Assault	1	1
Intimidation	0	0
Stalking	0	0
Forcible Rape	0	0
Forcible Sodomy	0	0
Sexual Assault W/Object	0	0
Forcible Fondling	0	0
Incest	0	0
Statutory Rape	0	0
Kidnapping/Abduction	0	0
<b>Total</b>	<b>1</b>	<b>1</b>

TIBRS Group B Arrests		
Offense	Adult	Juvenile
Bad Checks	0	0
Curfew/Vagrancy	0	0
Disorderly Conduct	1	0
DUI	6	0
Drunkenness	1	0
Family-Non Violent	0	0
Liquor Law Violations	4	0
Peeping Tom	0	0
Trespass	0	0
All Other Offenses	2	1
<b>Total Group B</b>	<b>14</b>	<b>1</b>



# Clinton Police Department - 2016

2015 Population Estimate	10,049	TIBRS Group A Offenses	Offenses		Arrests	
			Reported	Cleared	Adult	Juvenile
<b>Offense Overview</b>		<b>Crimes Against Persons</b>				
Offense Total	1,136	Murder	0	0	0	0
Number Cleared	465	Negligent Manslaughter	0	0	0	0
Percent Cleared	40.93 %	Negligent Vehicular Manslaughter	0	0	0	0
Group A Crimes per 100,000 population	11,304.6	Kidnapping/Abduction	5	4	0	0
		Forcible Rape	2	1	0	0
		Forcible Sodomy	0	0	0	0
		Sexual Assault W/Object	0	0	0	0
		Forcible Fondling	6	4	1	0
		Incest	0	0	0	0
		Statutory Rape	2	1	1	0
		Aggravated Assault	50	29	19	0
		Simple Assault	163	61	32	3
		Intimidation	40	5	1	0
		Stalking	1	0	0	0
		Commercial Sex Acts	0	0	0	0
		Involuntary Servitude	0	0	0	0
		<b>Crimes Against Property</b>				
		Arson	3	0	0	0
		Bribery	0	0	0	0
		Burglary	58	13	7	0
		Counterfeiting/Forgery	29	8	3	0
		Destruction/Damage/Vandalism	71	10	2	1
		Embezzlement	18	7	7	0
		Extortion/Blackmail	1	0	0	0
		Fraud - Computer Hacking/Invasion	0	0	0	0
		Fraud - Credit Card/ATM	61	13	4	0
		Fraud - False Pretenses	66	15	11	0
		Fraud - Identity Theft	4	1	0	0
		Fraud - Impersonation	11	7	3	0
		Fraud - Welfare	0	0	0	0
		Fraud - Wire	1	1	0	0
		Motor Vehicle Theft	26	5	1	0
		Robbery	13	7	7	0
		Stolen Property Offenses	4	4	2	0
		Theft - Pocket-picking	0	0	0	0
		Theft - Purse Snatching	0	0	0	0
		Theft - Shoplifting	185	127	129	4
		Theft From Building	74	13	6	0
		Theft From Coin Machine	3	0	0	0
		Theft From Motor Vehicle	40	9	5	0
		Theft of Motor Vehicle Parts	11	0	0	0
		Theft - All Other Larceny	45	2	2	0
		<b>Crimes Against Society</b>				
		Animal Cruelty	0	0	0	0
		Drug/Narcotic Violations	74	60	59	2
		Drug/Narcotic Equipment Violations	57	48	27	1
		Gambling - Betting/Wagering	0	0	0	0
		Gambling - Operating/Promoting	0	0	0	0
		Gambling - Equipment Violations	0	0	0	0
		Gambling - Sports Tampering	0	0	0	0
		Pornography/Obscene Material	2	1	1	0
		Prostitution	0	0	0	0
		Prostitution Assisting/Promoting	0	0	0	0
		Purchasing Prostitution	0	0	0	0
		Weapon Law Violations	10	9	0	0
		<b>Total Group A Offenses</b>	<b>1,136</b>	<b>465</b>	<b>330</b>	<b>11</b>

Domestic Violence Victims		
Offense	Reported	Cleared
Murder	0	0
Aggravated Assault	29	18
Simple Assault	95	36
Intimidation	20	2
Stalking	0	0
Forcible Rape	0	0
Forcible Sodomy	0	0
Sexual Assault W/Object	0	0
Forcible Fondling	1	1
Incest	0	0
Statutory Rape	1	1
Kidnapping/Abduction	5	4
<b>Total</b>	<b>151</b>	<b>62</b>

TIBRS Group B Arrests		
Offense	Adult	Juvenile
Bad Checks	0	0
Curfew/Vagrancy	0	0
Disorderly Conduct	2	1
DUI	27	0
Drunkenness	25	0
Family-Non Violent	0	0
Liquor Law Violations	4	0
Peeping Tom	0	0
Trespass	30	0
All Other Offenses	113	4
<b>Total Group B</b>	<b>201</b>	<b>5</b>



## Collegedale Police Department - 2016

			Offenses		Arrests	
			Reported	Cleared	Adult	Juvenile
<b>2015 Population Estimate</b>	<b>10,743</b>					
<b>Offense Overview</b>						
Offense Total	455					
Number Cleared	277					
Percent Cleared	60.88 %					
Group A Crimes per 100,000 population	4,235.3					
<b>Arrest Overview</b>						
Total Arrests	533					
Adult Arrests	521					
Juvenile Arrests	12					
Unknown Age	0					
Arrests per 100,000 population	4,961.4					
Average number offenses/incident	1.23					
<b>Domestic Violence Victims</b>						
Offense	Reported	Cleared				
Murder	0	0				
Aggravated Assault	0	0				
Simple Assault	27	20				
Intimidation	2	1				
Stalking	0	0				
Forcible Rape	1	1				
Forcible Sodomy	0	0				
Sexual Assault W/Object	0	0				
Forcible Fondling	0	0				
Incest	0	0				
Statutory Rape	0	0				
Kidnapping/Abduction	0	0				
<b>Total</b>	<b>30</b>	<b>22</b>				
<b>TIBRS Group B Arrests</b>						
Offense	Adult	Juvenile				
Bad Checks	0	0				
Curfew/Vagrancy	0	2				
Disorderly Conduct	3	0				
DUI	43	0				
Drunkenness	4	0				
Family-Non Violent	0	0				
Liquor Law Violations	7	0				
Peeping Tom	0	0				
Trespass	5	0				
All Other Offenses	232	1				
<b>Total Group B</b>	<b>294</b>	<b>3</b>				
<b>TIBRS Group A Offenses</b>						
<b>Crimes Against Persons</b>						
Murder	0	0	0	0	0	0
Negligent Manslaughter	0	0	0	0	0	0
Negligent Vehicular Manslaughter	0	0	0	0	0	0
Kidnapping/Abduction	0	0	0	0	0	0
Forcible Rape	3	2	2	0	0	0
Forcible Sodomy	0	0	0	0	0	0
Sexual Assault W/Object	0	0	0	0	0	0
Forcible Fondling	2	0	0	0	0	0
Incest	0	0	0	0	0	0
Statutory Rape	0	0	0	0	0	0
Aggravated Assault	4	2	2	0	0	0
Simple Assault	40	23	18	4	0	0
Intimidation	7	5	5	0	0	0
Stalking	1	0	0	0	0	0
Commercial Sex Acts	0	0	0	0	0	0
Involuntary Servitude	0	0	0	0	0	0
<b>Crimes Against Property</b>						
Arson	0	0	0	0	0	0
Bribery	0	0	0	0	0	0
Burglary	19	2	1	1	0	0
Counterfeiting/Forgery	8	2	1	0	0	0
Destruction/Damage/Vandalism	9	6	3	0	0	0
Embezzlement	10	9	10	0	0	0
Extortion/Blackmail	0	0	0	0	0	0
Fraud - Computer Hacking/Invasion	0	0	0	0	0	0
Fraud - Credit Card/ATM	23	1	1	0	0	0
Fraud - False Pretenses	16	8	7	0	0	0
Fraud - Identity Theft	2	0	0	0	0	0
Fraud - Impersonation	9	8	6	0	0	0
Fraud - Welfare	0	0	0	0	0	0
Fraud - Wire	0	0	0	0	0	0
Motor Vehicle Theft	7	3	4	0	0	0
Robbery	1	1	1	0	0	0
Stolen Property Offenses	16	13	10	0	0	0
Theft - Pocket-picking	1	0	0	0	0	0
Theft - Purse Snatching	0	0	0	0	0	0
Theft - Shoplifting	45	33	35	1	0	0
Theft From Building	23	2	1	0	0	0
Theft From Coin Machine	0	0	0	0	0	0
Theft From Motor Vehicle	15	0	0	0	0	0
Theft of Motor Vehicle Parts	6	0	0	0	0	0
Theft - All Other Larceny	22	3	4	0	0	0
<b>Crimes Against Society</b>						
Animal Cruelty	1	1	0	0	0	0
Drug/Narcotic Violations	84	79	95	2	0	0
Drug/Narcotic Equipment Violations	75	70	19	1	0	0
Gambling - Betting/Wagering	0	0	0	0	0	0
Gambling - Operating/Promoting	0	0	0	0	0	0
Gambling - Equipment Violations	0	0	0	0	0	0
Gambling - Sports Tampering	0	0	0	0	0	0
Pornography/Obscene Material	0	0	0	0	0	0
Prostitution	0	0	0	0	0	0
Prostitution Assisting/Promoting	0	0	0	0	0	0
Purchasing Prostitution	0	0	0	0	0	0
Weapon Law Violations	6	4	2	0	0	0
<b>Total Group A Offenses</b>	<b>455</b>	<b>277</b>	<b>227</b>	<b>9</b>		





## Collierville Police Department - 2016

		Offenses		Arrests		
		Reported	Cleared	Adult	Juvenile	
<b>2015 Population Estimate</b>	<b>48,863</b>	<b>TIBRS Group A Offenses</b>				
<b>Offense Overview</b>		<b>Crimes Against Persons</b>				
Offense Total	2,025	Murder	0	0	0	0
Number Cleared	952	Negligent Manslaughter	0	0	0	0
Percent Cleared	47.01 %	Negligent Vehicular Manslaughter	0	0	0	0
Group A Crimes per 100,000 population	4,144.2	Kidnapping/Abduction	3	1	1	0
		Forcible Rape	5	2	2	0
		Forcible Sodomy	0	0	0	0
		Sexual Assault W/Object	1	0	0	0
		Forcible Fondling	14	4	2	2
		Incest	0	0	0	0
<b>Arrest Overview</b>		Statutory Rape	0	0	0	0
Total Arrests	1,951	Aggravated Assault	64	50	26	8
Adult Arrests	1,753	Simple Assault	218	118	81	19
Juvenile Arrests	198	Intimidation	73	12	9	1
Unknown Age	0	Stalking	5	5	4	0
Arrests per 100,000 population	3,992.8	Commercial Sex Acts	0	0	0	0
Average number offenses/incident	1.21	Involuntary Servitude	0	0	0	0
		<b>Crimes Against Property</b>				
		Arson	0	0	0	0
		Bribery	0	0	0	0
		Burglary	90	7	2	3
		Counterfeiting/Forgery	65	37	27	2
		Destruction/Damage/Vandalism	194	37	15	9
		Embezzlement	24	11	10	0
		Extortion/Blackmail	0	0	0	0
		Fraud - Computer Hacking/Invasion	0	0	0	0
		Fraud - Credit Card/ATM	62	3	4	0
		Fraud - False Pretenses	16	5	5	0
		Fraud - Identity Theft	3	0	0	0
		Fraud - Impersonation	52	19	10	2
		Fraud - Welfare	0	0	0	0
		Fraud - Wire	1	0	0	0
		Motor Vehicle Theft	29	4	3	1
		Robbery	10	4	6	1
		Stolen Property Offenses	9	9	10	1
		Theft - Pocket-picking	0	0	0	0
		Theft - Purse Snatching	0	0	0	0
		Theft - Shoplifting	234	150	146	34
		Theft From Building	58	12	10	2
		Theft From Coin Machine	1	0	0	0
		Theft From Motor Vehicle	137	2	3	0
		Theft of Motor Vehicle Parts	7	0	0	0
		Theft - All Other Larceny	203	23	19	1
		<b>Crimes Against Society</b>				
		Animal Cruelty	1	0	0	0
		Drug/Narcotic Violations	247	242	216	33
		Drug/Narcotic Equipment Violations	174	171	46	5
		Gambling - Betting/Wagering	0	0	0	0
		Gambling - Operating/Promoting	0	0	0	0
		Gambling - Equipment Violations	0	0	0	0
		Gambling - Sports Tampering	0	0	0	0
		Pornography/Obscene Material	1	1	1	0
		Prostitution	0	0	0	0
		Prostitution Assisting/Promoting	0	0	0	0
		Purchasing Prostitution	0	0	0	0
		Weapon Law Violations	24	23	12	2
		<b>Total Group A Offenses</b>	<b>2,025</b>	<b>952</b>	<b>670</b>	<b>126</b>

Domestic Violence Victims		
Offense	Reported	Cleared
Murder	0	0
Aggravated Assault	21	17
Simple Assault	130	86
Intimidation	21	7
Stalking	4	4
Forcible Rape	0	0
Forcible Sodomy	0	0
Sexual Assault W/Object	0	0
Forcible Fondling	0	0
Incest	0	0
Statutory Rape	0	0
Kidnapping/Abduction	2	1
<b>Total</b>	<b>178</b>	<b>115</b>

TIBRS Group B Arrests		
Offense	Adult	Juvenile
Bad Checks	1	0
Curfew/Vagrancy	0	40
Disorderly Conduct	8	3
DUI	84	2
Drunkenness	19	3
Family-Non Violent	2	0
Liquor Law Violations	46	7
Peeping Tom	0	0
Trespass	8	2
All Other Offenses	915	15
<b>Total Group B</b>	<b>1,083</b>	<b>72</b>



## Collinwood Police Department - 2016

<b>2015 Population Estimate</b>	<b>973</b>
<b>Offense Overview</b>	
Offense Total	19
Number Cleared	12
Percent Cleared	63.16 %
Group A Crimes per 100,000 population	1,952.7
<b>Arrest Overview</b>	
Total Arrests	16
Adult Arrests	14
Juvenile Arrests	2
Unknown Age	0
Arrests per 100,000 population	1,644.4
Average number offenses/incident	1.06

Domestic Violence Victims		
Offense	Reported	Cleared
Murder	0	0
Aggravated Assault	0	0
Simple Assault	0	0
Intimidation	0	0
Stalking	0	0
Forcible Rape	0	0
Forcible Sodomy	0	0
Sexual Assault W/Object	0	0
Forcible Fondling	0	0
Incest	0	0
Statutory Rape	0	0
Kidnapping/Abduction	0	0
<b>Total</b>	<b>0</b>	<b>0</b>

TIBRS Group B Arrests		
Offense	Adult	Juvenile
Bad Checks	0	0
Curfew/Vagrancy	0	0
Disorderly Conduct	1	1
DUI	1	1
Drunkenness	1	0
Family-Non Violent	0	0
Liquor Law Violations	0	0
Peeping Tom	0	0
Trespass	0	0
All Other Offenses	0	0
<b>Total Group B</b>	<b>3</b>	<b>2</b>

TIBRS Group A Offenses	Offenses		Arrests	
	Reported	Cleared	Adult	Juvenile
<b>Crimes Against Persons</b>				
Murder	0	0	0	0
Negligent Manslaughter	0	0	0	0
Negligent Vehicular Manslaughter	0	0	0	0
Kidnapping/Abduction	0	0	0	0
Forcible Rape	0	0	0	0
Forcible Sodomy	0	0	0	0
Sexual Assault W/Object	0	0	0	0
Forcible Fondling	0	0	0	0
Incest	0	0	0	0
Statutory Rape	0	0	0	0
Aggravated Assault	0	0	0	0
Simple Assault	0	0	0	0
Intimidation	0	0	0	0
Stalking	0	0	0	0
Commercial Sex Acts	0	0	0	0
Involuntary Servitude	0	0	0	0
<b>Crimes Against Property</b>				
Arson	0	0	0	0
Bribery	0	0	0	0
Burglary	2	0	0	0
Counterfeiting/Forgery	0	0	0	0
Destruction/Damage/Vandalism	1	1	1	0
Embezzlement	0	0	0	0
Extortion/Blackmail	0	0	0	0
Fraud - Computer Hacking/Invasion	0	0	0	0
Fraud - Credit Card/ATM	0	0	0	0
Fraud - False Pretenses	0	0	0	0
Fraud - Identity Theft	0	0	0	0
Fraud - Impersonation	0	0	0	0
Fraud - Welfare	0	0	0	0
Fraud - Wire	0	0	0	0
Motor Vehicle Theft	3	2	2	0
Robbery	0	0	0	0
Stolen Property Offenses	0	0	0	0
Theft - Pocket-picking	0	0	0	0
Theft - Purse Snatching	0	0	0	0
Theft - Shoplifting	0	0	0	0
Theft From Building	3	1	1	0
Theft From Coin Machine	0	0	0	0
Theft From Motor Vehicle	2	0	0	0
Theft of Motor Vehicle Parts	0	0	0	0
Theft - All Other Larceny	0	0	0	0
<b>Crimes Against Society</b>				
Animal Cruelty	0	0	0	0
Drug/Narcotic Violations	7	7	7	0
Drug/Narcotic Equipment Violations	0	0	0	0
Gambling - Betting/Wagering	0	0	0	0
Gambling - Operating/Promoting	0	0	0	0
Gambling - Equipment Violations	0	0	0	0
Gambling - Sports Tampering	0	0	0	0
Pornography/Obscene Material	0	0	0	0
Prostitution	0	0	0	0
Prostitution Assisting/Promoting	0	0	0	0
Purchasing Prostitution	0	0	0	0
Weapon Law Violations	1	1	0	0
<b>Total Group A Offenses</b>	<b>19</b>	<b>12</b>	<b>11</b>	<b>0</b>



## Columbia Police Department - 2016

2015 Population Estimate	36,800	TIBRS Group A Offenses	Offenses		Arrests	
			Reported	Cleared	Adult	Juvenile
<b>Offense Overview</b>		<b>Crimes Against Persons</b>				
Offense Total	3,999	Murder	0	0	0	0
Number Cleared	1,666	Negligent Manslaughter	0	0	0	0
Percent Cleared	41.66 %	Negligent Vehicular Manslaughter	0	0	0	0
Group A Crimes per 100,000 population	10,866.8	Kidnapping/Abduction	10	7	7	1
		Forcible Rape	24	11	4	0
		Forcible Sodomy	4	2	0	0
		Sexual Assault W/Object	0	0	0	0
		Forcible Fondling	16	8	6	0
		Incest	0	0	0	0
		Statutory Rape	2	2	2	0
		Aggravated Assault	193	107	83	9
		Simple Assault	924	318	223	21
		Intimidation	143	21	11	2
		Stalking	8	5	5	0
		Commercial Sex Acts	0	0	0	0
		Involuntary Servitude	0	0	0	0
		<b>Crimes Against Property</b>				
		Arson	5	3	1	0
		Bribery	0	0	0	0
		Burglary	210	30	19	4
		Counterfeiting/Forgery	125	75	56	1
		Destruction/Damage/Vandalism	396	50	11	11
		Embezzlement	30	14	3	0
		Extortion/Blackmail	6	3	0	0
		Fraud - Computer Hacking/Invasion	0	0	0	0
		Fraud - Credit Card/ATM	70	15	11	0
		Fraud - False Pretenses	175	58	18	0
		Fraud - Identity Theft	0	0	0	0
		Fraud - Impersonation	36	12	10	1
		Fraud - Welfare	0	0	0	0
		Fraud - Wire	3	0	0	0
		Motor Vehicle Theft	67	28	18	5
		Robbery	37	14	13	2
		Stolen Property Offenses	13	13	11	6
		Theft - Pocket-picking	1	0	0	0
		Theft - Purse Snatching	0	0	0	0
		Theft - Shoplifting	239	153	157	12
		Theft From Building	227	35	15	1
		Theft From Coin Machine	2	0	0	0
		Theft From Motor Vehicle	137	14	9	1
		Theft of Motor Vehicle Parts	20	2	0	0
		Theft - All Other Larceny	196	37	51	7
		<b>Crimes Against Society</b>				
		Animal Cruelty	1	1	0	0
		Drug/Narcotic Violations	414	385	391	17
		Drug/Narcotic Equipment Violations	211	193	44	1
		Gambling - Betting/Wagering	0	0	0	0
		Gambling - Operating/Promoting	0	0	0	0
		Gambling - Equipment Violations	0	0	0	0
		Gambling - Sports Tampering	0	0	0	0
		Pornography/Obscene Material	4	3	3	0
		Prostitution	3	3	1	0
		Prostitution Assisting/Promoting	0	0	0	0
		Purchasing Prostitution	0	0	0	0
		Weapon Law Violations	47	44	12	1
		<b>Total Group A Offenses</b>	<b>3,999</b>	<b>1,666</b>	<b>1,195</b>	<b>103</b>

Domestic Violence Victims		
Offense	Reported	Cleared
Murder	0	0
Aggravated Assault	60	39
Simple Assault	575	261
Intimidation	42	14
Stalking	4	3
Forcible Rape	5	2
Forcible Sodomy	0	0
Sexual Assault W/Object	0	0
Forcible Fondling	6	3
Incest	0	0
Statutory Rape	0	0
Kidnapping/Abduction	5	4
<b>Total</b>	<b>697</b>	<b>326</b>

TIBRS Group B Arrests		
Offense	Adult	Juvenile
Bad Checks	0	0
Curfew/Vagrancy	0	34
Disorderly Conduct	13	0
DUI	221	2
Drunkenness	186	1
Family-Non Violent	0	0
Liquor Law Violations	17	2
Peeping Tom	0	0
Trespass	32	4
All Other Offenses	120	36
<b>Total Group B</b>	<b>589</b>	<b>79</b>



## Cookeville Police Department - 2016

2015 Population Estimate	32,113	TIBRS Group A Offenses	Offenses		Arrests	
			Reported	Cleared	Adult	Juvenile
<b>Offense Overview</b>		<b>Crimes Against Persons</b>				
Offense Total	3,777	Murder	0	0	0	0
Number Cleared	1,652	Negligent Manslaughter	0	0	0	0
Percent Cleared	43.74 %	Negligent Vehicular Manslaughter	0	0	0	0
Group A Crimes per 100,000 population	11,761.6	Kidnapping/Abduction	13	9	5	0
		Forcible Rape	22	0	1	0
		Forcible Sodomy	1	0	0	0
		Sexual Assault W/Object	2	1	0	0
		Forcible Fondling	15	0	0	0
		Incest	0	0	0	0
		Statutory Rape	7	3	3	0
		Aggravated Assault	113	80	83	4
		Simple Assault	441	219	143	13
		Intimidation	77	23	9	1
		Stalking	4	0	0	0
		Commercial Sex Acts	0	0	0	0
		Involuntary Servitude	0	0	0	0
		<b>Crimes Against Property</b>				
		Arson	4	0	0	0
		Bribery	0	0	0	0
		Burglary	283	39	33	2
		Counterfeiting/Forgery	69	11	6	0
		Destruction/Damage/Vandalism	192	33	16	6
		Embezzlement	12	3	3	0
		Extortion/Blackmail	0	0	0	0
		Fraud - Computer Hacking/Invasion	0	0	0	0
		Fraud - Credit Card/ATM	110	14	16	0
		Fraud - False Pretenses	126	20	13	0
		Fraud - Identity Theft	0	0	0	0
		Fraud - Impersonation	65	33	27	0
		Fraud - Welfare	1	0	0	0
		Fraud - Wire	30	2	2	0
		Motor Vehicle Theft	106	25	14	1
		Robbery	22	7	6	0
		Stolen Property Offenses	15	11	15	1
		Theft - Pocket-picking	2	0	0	0
		Theft - Purse Snatching	6	0	1	0
		Theft - Shoplifting	381	263	293	10
		Theft From Building	215	18	19	0
		Theft From Coin Machine	1	1	0	0
		Theft From Motor Vehicle	204	15	12	0
		Theft of Motor Vehicle Parts	53	7	8	2
		Theft - All Other Larceny	146	14	12	1
		<b>Crimes Against Society</b>				
		Animal Cruelty	0	0	0	0
		Drug/Narcotic Violations	693	515	488	9
		Drug/Narcotic Equipment Violations	302	255	62	1
		Gambling - Betting/Wagering	0	0	0	0
		Gambling - Operating/Promoting	0	0	0	0
		Gambling - Equipment Violations	0	0	0	0
		Gambling - Sports Tampering	0	0	0	0
		Pornography/Obscene Material	3	0	0	0
		Prostitution	0	0	0	0
		Prostitution Assisting/Promoting	1	1	1	0
		Purchasing Prostitution	0	0	0	0
		Weapon Law Violations	40	30	11	0
		<b>Total Group A Offenses</b>	<b>3,777</b>	<b>1,652</b>	<b>1,302</b>	<b>51</b>

Offense Overview	
Total Arrests	2,346
Adult Arrests	2,254
Juvenile Arrests	92
Unknown Age	0
Arrests per 100,000 population	7,305.5
Average number offenses/incident	1.19

Domestic Violence Victims		
Offense	Reported	Cleared
Murder	0	0
Aggravated Assault	33	26
Simple Assault	265	181
Intimidation	22	11
Stalking	2	0
Forcible Rape	3	0
Forcible Sodomy	0	0
Sexual Assault W/Object	2	1
Forcible Fondling	5	0
Incest	0	0
Statutory Rape	3	2
Kidnapping/Abduction	3	3
<b>Total</b>	<b>338</b>	<b>224</b>

TIBRS Group B Arrests		
Offense	Adult	Juvenile
Bad Checks	0	0
Curfew/Vagrancy	0	6
Disorderly Conduct	28	4
DUI	178	1
Drunkenness	324	1
Family-Non Violent	3	0
Liquor Law Violations	40	24
Peeping Tom	0	0
Trespass	12	0
All Other Offenses	367	5
<b>Total Group B</b>	<b>952</b>	<b>41</b>



# Coopertown Police Department - 2016

2015 Population Estimate	4,401	TIBRS Group A Offenses	Offenses		Arrests	
			Reported	Cleared	Adult	Juvenile
<b>Offense Overview</b>		<b>Crimes Against Persons</b>				
Offense Total	91	Murder	0	0	0	0
Number Cleared	58	Negligent Manslaughter	0	0	0	0
Percent Cleared	63.74 %	Negligent Vehicular Manslaughter	0	0	0	0
Group A Crimes per 100,000 population	2,067.7	Kidnapping/Abduction	1	0	0	0
		Forcible Rape	0	0	0	0
		Forcible Sodomy	0	0	0	0
		Sexual Assault W/Object	0	0	0	0
		Forcible Fondling	0	0	0	0
		Incest	0	0	0	0
		Statutory Rape	0	0	0	0
		Aggravated Assault	7	6	0	2
		Simple Assault	5	5	4	0
		Intimidation	1	1	1	0
		Stalking	0	0	0	0
		Commercial Sex Acts	0	0	0	0
		Involuntary Servitude	0	0	0	0
		<b>Crimes Against Property</b>				
		Arson	0	0	0	0
		Bribery	0	0	0	0
		Burglary	8	3	3	0
		Counterfeiting/Forgery	2	1	1	0
		Destruction/Damage/Vandalism	4	2	0	0
		Embezzlement	1	1	1	0
		Extortion/Blackmail	0	0	0	0
		Fraud - Computer Hacking/Invasion	0	0	0	0
		Fraud - Credit Card/ATM	0	0	0	0
		Fraud - False Pretenses	3	0	0	0
		Fraud - Identity Theft	0	0	0	0
		Fraud - Impersonation	2	1	1	0
		Fraud - Welfare	0	0	0	0
		Fraud - Wire	1	0	0	0
		Motor Vehicle Theft	2	0	0	0
		Robbery	1	1	1	0
		Stolen Property Offenses	0	0	0	0
		Theft - Pocket-picking	0	0	0	0
		Theft - Purse Snatching	0	0	0	0
		Theft - Shoplifting	0	0	0	0
		Theft From Building	2	1	1	0
		Theft From Coin Machine	0	0	0	0
		Theft From Motor Vehicle	5	0	0	0
		Theft of Motor Vehicle Parts	0	0	0	0
		Theft - All Other Larceny	8	0	0	0
		<b>Crimes Against Society</b>				
		Animal Cruelty	0	0	0	0
		Drug/Narcotic Violations	19	18	18	1
		Drug/Narcotic Equipment Violations	19	18	7	0
		Gambling - Betting/Wagering	0	0	0	0
		Gambling - Operating/Promoting	0	0	0	0
		Gambling - Equipment Violations	0	0	0	0
		Gambling - Sports Tampering	0	0	0	0
		Pornography/Obscene Material	0	0	0	0
		Prostitution	0	0	0	0
		Prostitution Assisting/Promoting	0	0	0	0
		Purchasing Prostitution	0	0	0	0
		Weapon Law Violations	0	0	0	0
		<b>Total Group A Offenses</b>	<b>91</b>	<b>58</b>	<b>38</b>	<b>3</b>

Domestic Violence Victims		
Offense	Reported	Cleared
Murder	0	0
Aggravated Assault	0	0
Simple Assault	5	5
Intimidation	1	1
Stalking	0	0
Forcible Rape	0	0
Forcible Sodomy	0	0
Sexual Assault W/Object	0	0
Forcible Fondling	0	0
Incest	0	0
Statutory Rape	0	0
Kidnapping/Abduction	0	0
<b>Total</b>	<b>6</b>	<b>6</b>

TIBRS Group B Arrests		
Offense	Adult	Juvenile
Bad Checks	0	0
Curfew/Vagrancy	0	0
Disorderly Conduct	0	0
DUI	8	0
Drunkenness	0	0
Family-Non Violent	0	0
Liquor Law Violations	1	1
Peeping Tom	0	0
Trespass	0	0
All Other Offenses	3	0
<b>Total Group B</b>	<b>12</b>	<b>1</b>



# Cornersville Police Department - 2016

<b>2015 Population Estimate</b>	<b>1,222</b>
<b>Offense Overview</b>	
Offense Total	55
Number Cleared	32
Percent Cleared	58.18 %
Group A Crimes per 100,000 population	4,500.8
<b>Arrest Overview</b>	
Total Arrests	30
Adult Arrests	29
Juvenile Arrests	1
Unknown Age	0
Arrests per 100,000 population	2,455.0
Average number offenses/incident	1.08

Domestic Violence Victims		
Offense	Reported	Cleared
Murder	0	0
Aggravated Assault	4	4
Simple Assault	3	2
Intimidation	0	0
Stalking	0	0
Forcible Rape	0	0
Forcible Sodomy	0	0
Sexual Assault W/Object	0	0
Forcible Fondling	0	0
Incest	0	0
Statutory Rape	0	0
Kidnapping/Abduction	0	0
<b>Total</b>	<b>7</b>	<b>6</b>

TIBRS Group B Arrests		
Offense	Adult	Juvenile
Bad Checks	0	0
Curfew/Vagrancy	0	0
Disorderly Conduct	0	0
DUI	3	0
Drunkenness	0	0
Family-Non Violent	0	0
Liquor Law Violations	0	0
Peeping Tom	0	0
Trespass	1	0
All Other Offenses	2	0
<b>Total Group B</b>	<b>6</b>	<b>0</b>

TIBRS Group A Offenses	Offenses		Arrests	
	Reported	Cleared	Adult	Juvenile
<b>Crimes Against Persons</b>				
Murder	0	0	0	0
Negligent Manslaughter	0	0	0	0
Negligent Vehicular Manslaughter	0	0	0	0
Kidnapping/Abduction	0	0	0	0
Forcible Rape	0	0	0	0
Forcible Sodomy	0	0	0	0
Sexual Assault W/Object	0	0	0	0
Forcible Fondling	0	0	0	0
Incest	0	0	0	0
Statutory Rape	0	0	0	0
Aggravated Assault	5	5	3	0
Simple Assault	4	3	2	0
Intimidation	0	0	0	0
Stalking	0	0	0	0
Commercial Sex Acts	0	0	0	0
Involuntary Servitude	0	0	0	0
<b>Crimes Against Property</b>				
Arson	0	0	0	0
Bribery	0	0	0	0
Burglary	0	0	0	0
Counterfeiting/Forgery	10	10	6	0
Destruction/Damage/Vandalism	3	1	0	0
Embezzlement	0	0	0	0
Extortion/Blackmail	0	0	0	0
Fraud - Computer Hacking/Invasion	0	0	0	0
Fraud - Credit Card/ATM	0	0	0	0
Fraud - False Pretenses	0	0	0	0
Fraud - Identity Theft	0	0	0	0
Fraud - Impersonation	0	0	0	0
Fraud - Welfare	0	0	0	0
Fraud - Wire	0	0	0	0
Motor Vehicle Theft	4	1	1	0
Robbery	0	0	0	0
Stolen Property Offenses	0	0	0	0
Theft - Pocket-picking	0	0	0	0
Theft - Purse Snatching	0	0	0	0
Theft - Shoplifting	5	4	3	1
Theft From Building	9	1	1	0
Theft From Coin Machine	0	0	0	0
Theft From Motor Vehicle	4	0	0	0
Theft of Motor Vehicle Parts	2	0	0	0
Theft - All Other Larceny	5	3	3	0
<b>Crimes Against Society</b>				
Animal Cruelty	0	0	0	0
Drug/Narcotic Violations	2	2	3	0
Drug/Narcotic Equipment Violations	1	1	0	0
Gambling - Betting/Wagering	0	0	0	0
Gambling - Operating/Promoting	0	0	0	0
Gambling - Equipment Violations	0	0	0	0
Gambling - Sports Tampering	0	0	0	0
Pornography/Obscene Material	1	1	1	0
Prostitution	0	0	0	0
Prostitution Assisting/Promoting	0	0	0	0
Purchasing Prostitution	0	0	0	0
Weapon Law Violations	0	0	0	0
<b>Total Group A Offenses</b>	<b>55</b>	<b>32</b>	<b>23</b>	<b>1</b>



## Covington Police Department - 2016

2015 Population Estimate	9,036	TIBRS Group A Offenses	Offenses		Arrests	
			Reported	Cleared	Adult	Juvenile
<b>Offense Overview</b>		<b>Crimes Against Persons</b>				
Offense Total	1,563	Murder	2	0	0	0
Number Cleared	640	Negligent Manslaughter	0	0	0	0
Percent Cleared	40.95 %	Negligent Vehicular Manslaughter	0	0	0	0
Group A Crimes per 100,000 population	17,297.5	Kidnapping/Abduction	1	0	0	0
		Forcible Rape	7	0	0	0
		Forcible Sodomy	1	0	0	0
		Sexual Assault W/Object	0	0	0	0
		Forcible Fondling	7	1	0	1
		Incest	0	0	0	0
		Statutory Rape	0	0	0	0
		Aggravated Assault	112	50	43	2
		Simple Assault	275	148	105	23
		Intimidation	72	40	25	7
		Stalking	7	2	2	0
		Commercial Sex Acts	0	0	0	0
		Involuntary Servitude	0	0	0	0
		<b>Crimes Against Property</b>				
		Arson	2	0	0	0
		Bribery	0	0	0	0
		Burglary	152	16	7	12
		Counterfeiting/Forgery	22	4	3	0
		Destruction/Damage/Vandalism	186	22	11	3
		Embezzlement	9	5	5	0
		Extortion/Blackmail	0	0	0	0
		Fraud - Computer Hacking/Invasion	0	0	0	0
		Fraud - Credit Card/ATM	12	0	0	0
		Fraud - False Pretenses	10	1	2	0
		Fraud - Identity Theft	0	0	0	0
		Fraud - Impersonation	8	4	3	0
		Fraud - Welfare	0	0	0	0
		Fraud - Wire	2	0	0	0
		Motor Vehicle Theft	18	3	3	1
		Robbery	16	2	1	1
		Stolen Property Offenses	4	3	2	0
		Theft - Pocket-picking	3	0	0	0
		Theft - Purse Snatching	1	0	0	0
		Theft - Shoplifting	147	111	120	20
		Theft From Building	11	1	1	0
		Theft From Coin Machine	0	0	0	0
		Theft From Motor Vehicle	94	6	4	7
		Theft of Motor Vehicle Parts	12	0	0	0
		Theft - All Other Larceny	158	16	12	7
		<b>Crimes Against Society</b>				
		Animal Cruelty	0	0	0	0
		Drug/Narcotic Violations	133	130	127	17
		Drug/Narcotic Equipment Violations	54	52	9	0
		Gambling - Betting/Wagering	0	0	0	0
		Gambling - Operating/Promoting	0	0	0	0
		Gambling - Equipment Violations	0	0	0	0
		Gambling - Sports Tampering	0	0	0	0
		Pornography/Obscene Material	1	0	0	0
		Prostitution	0	0	0	0
		Prostitution Assisting/Promoting	0	0	0	0
		Purchasing Prostitution	0	0	0	0
		Weapon Law Violations	24	23	7	8
		<b>Total Group A Offenses</b>	<b>1,563</b>	<b>640</b>	<b>492</b>	<b>109</b>

Domestic Violence Victims		
Offense	Reported	Cleared
Murder	0	0
Aggravated Assault	44	26
Simple Assault	174	100
Intimidation	26	18
Stalking	2	0
Forcible Rape	1	0
Forcible Sodomy	0	0
Sexual Assault W/Object	0	0
Forcible Fondling	3	1
Incest	0	0
Statutory Rape	0	0
Kidnapping/Abduction	1	0
<b>Total</b>	<b>251</b>	<b>145</b>

TIBRS Group B Arrests		
Offense	Adult	Juvenile
Bad Checks	0	0
Curfew/Vagrancy	0	15
Disorderly Conduct	31	30
DUI	50	0
Drunkenness	59	0
Family-Non Violent	1	0
Liquor Law Violations	0	0
Peeping Tom	0	0
Trespass	21	3
All Other Offenses	250	8
<b>Total Group B</b>	<b>412</b>	<b>56</b>

Please check [www.tncrimeonline.com](http://www.tncrimeonline.com) for additional 2016 data.



## Cowan Police Department - 2016

			Offenses		Arrests	
			Reported	Cleared	Adult	Juvenile
<b>2015 Population Estimate</b>	<b>1,704</b>	<b>TIBRS Group A Offenses</b>				
<b>Offense Overview</b>		<b>Crimes Against Persons</b>				
Offense Total	83	Murder	0	0	0	0
Number Cleared	9	Negligent Manslaughter	0	0	0	0
Percent Cleared	10.84 %	Negligent Vehicular Manslaughter	0	0	0	0
Group A Crimes per 100,000 population	4,870.9	Kidnapping/Abduction	0	0	0	0
		Forcible Rape	1	0	0	0
		Forcible Sodomy	0	0	0	0
		Sexual Assault W/Object	0	0	0	0
		Forcible Fondling	1	0	0	0
		Incest	0	0	0	0
<b>Arrest Overview</b>		Statutory Rape	0	0	0	0
Total Arrests	37	Aggravated Assault	4	3	3	0
Adult Arrests	37	Simple Assault	13	2	2	0
Juvenile Arrests	0	Intimidation	18	0	0	0
Unknown Age	0	Stalking	0	0	0	0
Arrests per 100,000 population	2,171.4	Commercial Sex Acts	0	0	0	0
Average number offenses/incident	1.01	Involuntary Servitude	0	0	0	0
		<b>Crimes Against Property</b>				
		Arson	0	0	0	0
		Bribery	0	0	0	0
		Burglary	7	3	3	0
		Counterfeiting/Forgery	3	0	0	0
		Destruction/Damage/Vandalism	7	0	0	0
		Embezzlement	0	0	0	0
		Extortion/Blackmail	0	0	0	0
		Fraud - Computer Hacking/Invasion	0	0	0	0
		Fraud - Credit Card/ATM	1	0	0	0
		Fraud - False Pretenses	1	0	0	0
		Fraud - Identity Theft	0	0	0	0
		Fraud - Impersonation	1	0	0	0
		Fraud - Welfare	1	1	1	0
		Fraud - Wire	0	0	0	0
		Motor Vehicle Theft	2	0	0	0
		Robbery	0	0	0	0
		Stolen Property Offenses	0	0	0	0
		Theft - Pocket-picking	0	0	0	0
		Theft - Purse Snatching	0	0	0	0
		Theft - Shoplifting	1	0	0	0
		Theft From Building	9	0	0	0
		Theft From Coin Machine	0	0	0	0
		Theft From Motor Vehicle	6	0	0	0
		Theft of Motor Vehicle Parts	0	0	0	0
		Theft - All Other Larceny	1	0	0	0
		<b>Crimes Against Society</b>				
		Animal Cruelty	0	0	0	0
		Drug/Narcotic Violations	4	0	0	0
		Drug/Narcotic Equipment Violations	2	0	0	0
		Gambling - Betting/Wagering	0	0	0	0
		Gambling - Operating/Promoting	0	0	0	0
		Gambling - Equipment Violations	0	0	0	0
		Gambling - Sports Tampering	0	0	0	0
		Pornography/Obscene Material	0	0	0	0
		Prostitution	0	0	0	0
		Prostitution Assisting/Promoting	0	0	0	0
		Purchasing Prostitution	0	0	0	0
		Weapon Law Violations	0	0	0	0
		<b>Total Group A Offenses</b>	<b>83</b>	<b>9</b>	<b>9</b>	<b>0</b>

Domestic Violence Victims		
Offense	Reported	Cleared
Murder	0	0
Aggravated Assault	3	2
Simple Assault	5	1
Intimidation	3	0
Stalking	0	0
Forcible Rape	1	0
Forcible Sodomy	0	0
Sexual Assault W/Object	0	0
Forcible Fondling	0	0
Incest	0	0
Statutory Rape	0	0
Kidnapping/Abduction	0	0
<b>Total</b>	<b>12</b>	<b>3</b>

TIBRS Group B Arrests		
Offense	Adult	Juvenile
Bad Checks	0	0
Curfew/Vagrancy	0	0
Disorderly Conduct	1	0
DUI	1	0
Drunkenness	5	0
Family-Non Violent	9	0
Liquor Law Violations	0	0
Peeping Tom	0	0
Trespass	5	0
All Other Offenses	7	0
<b>Total Group B</b>	<b>28</b>	<b>0</b>





## Cross Plains Police Department - 2016

			Offenses		Arrests	
			Reported	Cleared	Adult	Juvenile
<b>2015 Population Estimate</b>	<b>1,722</b>					
<b>Offense Overview</b>						
Offense Total	89					
Number Cleared	79					
Percent Cleared	88.76 %					
Group A Crimes per 100,000 population	5,168.4					
<b>Arrest Overview</b>						
Total Arrests	110					
Adult Arrests	96					
Juvenile Arrests	14					
Unknown Age	0					
Arrests per 100,000 population	6,387.9					
Average number offenses/incident	1.31					
<b>Domestic Violence Victims</b>						
Offense	Reported	Cleared				
Murder	0	0				
Aggravated Assault	0	0				
Simple Assault	2	1				
Intimidation	1	1				
Stalking	0	0				
Forcible Rape	0	0				
Forcible Sodomy	0	0				
Sexual Assault W/Object	0	0				
Forcible Fondling	0	0				
Incest	0	0				
Statutory Rape	0	0				
Kidnapping/Abduction	0	0				
<b>Total</b>	<b>3</b>	<b>2</b>				
<b>TIBRS Group B Arrests</b>						
Offense	Adult	Juvenile				
Bad Checks	0	0				
Curfew/Vagrancy	0	0				
Disorderly Conduct	0	0				
DUI	13	0				
Drunkenness	1	0				
Family-Non Violent	3	0				
Liquor Law Violations	1	4				
Peeping Tom	0	0				
Trespass	1	0				
All Other Offenses	5	4				
<b>Total Group B</b>	<b>24</b>	<b>8</b>				
<b>TIBRS Group A Offenses</b>						
<b>Crimes Against Persons</b>						
Murder	0	0	0	0	0	0
Negligent Manslaughter	0	0	0	0	0	0
Negligent Vehicular Manslaughter	0	0	0	0	0	0
Kidnapping/Abduction	0	0	0	0	0	0
Forcible Rape	0	0	0	0	0	0
Forcible Sodomy	0	0	0	0	0	0
Sexual Assault W/Object	0	0	0	0	0	0
Forcible Fondling	0	0	0	0	0	0
Incest	0	0	0	0	0	0
Statutory Rape	0	0	0	0	0	0
Aggravated Assault	1	1	1	0	0	0
Simple Assault	2	1	0	1	0	1
Intimidation	2	1	1	0	0	0
Stalking	0	0	0	0	0	0
Commercial Sex Acts	0	0	0	0	0	0
Involuntary Servitude	0	0	0	0	0	0
<b>Crimes Against Property</b>						
Arson	0	0	0	0	0	0
Bribery	0	0	0	0	0	0
Burglary	4	3	1	2	0	2
Counterfeiting/Forgery	1	1	1	0	0	0
Destruction/Damage/Vandalism	2	2	1	1	0	1
Embezzlement	0	0	0	0	0	0
Extortion/Blackmail	0	0	0	0	0	0
Fraud - Computer Hacking/Invasion	0	0	0	0	0	0
Fraud - Credit Card/ATM	1	0	0	0	0	0
Fraud - False Pretenses	1	1	1	0	0	0
Fraud - Identity Theft	0	0	0	0	0	0
Fraud - Impersonation	0	0	0	0	0	0
Fraud - Welfare	0	0	0	0	0	0
Fraud - Wire	0	0	0	0	0	0
Motor Vehicle Theft	0	0	0	0	0	0
Robbery	1	0	0	0	0	0
Stolen Property Offenses	0	0	0	0	0	0
Theft - Pocket-picking	0	0	0	0	0	0
Theft - Purse Snatching	0	0	0	0	0	0
Theft - Shoplifting	0	0	0	0	0	0
Theft From Building	2	0	0	0	0	0
Theft From Coin Machine	0	0	0	0	0	0
Theft From Motor Vehicle	1	0	0	0	0	0
Theft of Motor Vehicle Parts	0	0	0	0	0	0
Theft - All Other Larceny	2	0	0	0	0	0
<b>Crimes Against Society</b>						
Animal Cruelty	0	0	0	0	0	0
Drug/Narcotic Violations	38	38	36	2	0	2
Drug/Narcotic Equipment Violations	24	24	23	0	0	0
Gambling - Betting/Wagering	0	0	0	0	0	0
Gambling - Operating/Promoting	0	0	0	0	0	0
Gambling - Equipment Violations	0	0	0	0	0	0
Gambling - Sports Tampering	0	0	0	0	0	0
Pornography/Obscene Material	0	0	0	0	0	0
Prostitution	0	0	0	0	0	0
Prostitution Assisting/Promoting	0	0	0	0	0	0
Purchasing Prostitution	0	0	0	0	0	0
Weapon Law Violations	7	7	7	0	0	0
<b>Total Group A Offenses</b>	<b>89</b>	<b>79</b>	<b>72</b>	<b>6</b>		



## Crossville Police Department - 2016

2015 Population Estimate	11,411	TIBRS Group A Offenses	Offenses		Arrests	
			Reported	Cleared	Adult	Juvenile
<b>Offense Overview</b>		<b>Crimes Against Persons</b>				
Offense Total	1,589	Murder	0	0	0	0
Number Cleared	778	Negligent Manslaughter	0	0	0	0
Percent Cleared	48.96 %	Negligent Vehicular Manslaughter	0	0	0	0
Group A Crimes per 100,000 population	13,925.2	Kidnapping/Abduction	1	1	1	0
		Forcible Rape	7	2	2	0
		Forcible Sodomy	0	0	0	0
		Sexual Assault W/Object	0	0	0	0
		Forcible Fondling	6	0	0	0
		Incest	0	0	0	0
		Statutory Rape	0	0	0	0
		Aggravated Assault	82	63	41	4
		Simple Assault	153	133	95	25
		Intimidation	19	8	5	2
		Stalking	2	2	2	0
		Commercial Sex Acts	0	0	0	0
		Involuntary Servitude	0	0	0	0
<b>Arrest Overview</b>		<b>Crimes Against Property</b>				
Total Arrests	1,293	Arson	2	2	1	0
Adult Arrests	1,214	Bribery	0	0	0	0
Juvenile Arrests	79	Burglary	67	9	10	2
Unknown Age	0	Counterfeiting/Forgery	67	12	7	0
Arrests per 100,000 population	11,331.2	Destruction/Damage/Vandalism	142	29	18	7
Average number offenses/incident	1.19	Embezzlement	7	2	2	0
		Extortion/Blackmail	0	0	0	0
		Fraud - Computer Hacking/Invasion	0	0	0	0
		Fraud - Credit Card/ATM	103	40	21	0
		Fraud - False Pretenses	80	24	16	0
		Fraud - Identity Theft	0	0	0	0
		Fraud - Impersonation	12	12	7	0
		Fraud - Welfare	0	0	0	0
		Fraud - Wire	3	0	0	0
		Motor Vehicle Theft	47	12	11	0
		Robbery	6	2	2	0
		Stolen Property Offenses	3	3	3	0
		Theft - Pocket-picking	0	0	0	0
		Theft - Purse Snatching	0	0	0	0
		Theft - Shoplifting	214	144	144	2
		Theft From Building	108	10	7	0
		Theft From Coin Machine	0	0	0	0
		Theft From Motor Vehicle	67	4	3	2
		Theft of Motor Vehicle Parts	28	0	0	0
		Theft - All Other Larceny	63	3	4	0
		<b>Crimes Against Society</b>				
		Animal Cruelty	0	0	0	0
		Drug/Narcotic Violations	178	156	152	9
		Drug/Narcotic Equipment Violations	98	87	11	1
		Gambling - Betting/Wagering	0	0	0	0
		Gambling - Operating/Promoting	0	0	0	0
		Gambling - Equipment Violations	0	0	0	0
		Gambling - Sports Tampering	0	0	0	0
		Pornography/Obscene Material	1	0	0	0
		Prostitution	0	0	0	0
		Prostitution Assisting/Promoting	0	0	0	0
		Purchasing Prostitution	0	0	0	0
		Weapon Law Violations	23	18	6	0
		<b>Total Group A Offenses</b>	<b>1,589</b>	<b>778</b>	<b>571</b>	<b>54</b>

Domestic Violence Victims		
Offense	Reported	Cleared
Murder	0	0
Aggravated Assault	28	23
Simple Assault	95	83
Intimidation	9	6
Stalking	0	0
Forcible Rape	1	1
Forcible Sodomy	0	0
Sexual Assault W/Object	0	0
Forcible Fondling	1	0
Incest	0	0
Statutory Rape	0	0
Kidnapping/Abduction	1	1
<b>Total</b>	<b>135</b>	<b>114</b>

TIBRS Group B Arrests		
Offense	Adult	Juvenile
Bad Checks	0	0
Curfew/Vagrancy	0	0
Disorderly Conduct	15	5
DUI	69	0
Drunkenness	98	0
Family-Non Violent	13	1
Liquor Law Violations	9	14
Peeping Tom	0	0
Trespass	15	0
All Other Offenses	424	5
<b>Total Group B</b>	<b>643</b>	<b>25</b>



## Crump Police Department - 2016

2015 Population Estimate	1,400	TIBRS Group A Offenses	Offenses		Arrests	
			Reported	Cleared	Adult	Juvenile
<b>Offense Overview</b>		<b>Crimes Against Persons</b>				
Offense Total	43	Murder	0	0	0	0
Number Cleared	8	Negligent Manslaughter	0	0	0	0
Percent Cleared	18.60 %	Negligent Vehicular Manslaughter	0	0	0	0
Group A Crimes per 100,000 population	3,071.4	Kidnapping/Abduction	0	0	0	0
		Forcible Rape	0	0	0	0
		Forcible Sodomy	1	0	0	0
		Sexual Assault W/Object	0	0	0	0
		Forcible Fondling	0	0	0	0
		Incest	0	0	0	0
		Statutory Rape	0	0	0	0
		Aggravated Assault	0	0	0	0
		Simple Assault	4	2	2	0
		Intimidation	6	0	0	0
		Stalking	0	0	0	0
		Commercial Sex Acts	0	0	0	0
		Involuntary Servitude	0	0	0	0
		<b>Crimes Against Property</b>				
		Arson	0	0	0	0
		Bribery	0	0	0	0
		Burglary	3	0	0	0
		Counterfeiting/Forgery	0	0	0	0
		Destruction/Damage/Vandalism	4	0	0	0
		Embezzlement	0	0	0	0
		Extortion/Blackmail	0	0	0	0
		Fraud - Computer Hacking/Invasion	0	0	0	0
		Fraud - Credit Card/ATM	0	0	0	0
		Fraud - False Pretenses	1	0	0	0
		Fraud - Identity Theft	0	0	0	0
		Fraud - Impersonation	0	0	0	0
		Fraud - Welfare	0	0	0	0
		Fraud - Wire	0	0	0	0
		Motor Vehicle Theft	3	1	2	0
		Robbery	0	0	0	0
		Stolen Property Offenses	0	0	0	0
		Theft - Pocket-picking	0	0	0	0
		Theft - Purse Snatching	0	0	0	0
		Theft - Shoplifting	3	0	0	0
		Theft From Building	3	2	4	0
		Theft From Coin Machine	0	0	0	0
		Theft From Motor Vehicle	3	0	0	0
		Theft of Motor Vehicle Parts	1	0	0	0
		Theft - All Other Larceny	8	2	2	0
		<b>Crimes Against Society</b>				
		Animal Cruelty	0	0	0	0
		Drug/Narcotic Violations	1	0	0	0
		Drug/Narcotic Equipment Violations	0	0	0	0
		Gambling - Betting/Wagering	0	0	0	0
		Gambling - Operating/Promoting	0	0	0	0
		Gambling - Equipment Violations	0	0	0	0
		Gambling - Sports Tampering	0	0	0	0
		Pornography/Obscene Material	0	0	0	0
		Prostitution	0	0	0	0
		Prostitution Assisting/Promoting	0	0	0	0
		Purchasing Prostitution	0	0	0	0
		Weapon Law Violations	2	1	1	0
		<b>Total Group A Offenses</b>	<b>43</b>	<b>8</b>	<b>11</b>	<b>0</b>

Domestic Violence Victims		
Offense	Reported	Cleared
Murder	0	0
Aggravated Assault	0	0
Simple Assault	3	2
Intimidation	3	0
Stalking	0	0
Forcible Rape	0	0
Forcible Sodomy	0	0
Sexual Assault W/Object	0	0
Forcible Fondling	0	0
Incest	0	0
Statutory Rape	0	0
Kidnapping/Abduction	0	0
<b>Total</b>	<b>6</b>	<b>2</b>

TIBRS Group B Arrests		
Offense	Adult	Juvenile
Bad Checks	0	0
Curfew/Vagrancy	0	0
Disorderly Conduct	1	0
DUI	1	0
Drunkenness	2	0
Family-Non Violent	0	0
Liquor Law Violations	0	0
Peeping Tom	0	0
Trespass	0	0
All Other Offenses	1	0
<b>Total Group B</b>	<b>5</b>	<b>0</b>



# Cumberland City Police Department - 2016

			Offenses		Arrests	
			Reported	Cleared	Adult	Juvenile
<b>2015 Population Estimate</b>	<b>302</b>	<b>TIBRS Group A Offenses</b>				
<b>Offense Overview</b>		<b>Crimes Against Persons</b>				
Offense Total	8	Murder	1	0	0	0
Number Cleared	5	Negligent Manslaughter	0	0	0	0
Percent Cleared	62.50 %	Negligent Vehicular Manslaughter	0	0	0	0
Group A Crimes per 100,000 population	2,649.0	Kidnapping/Abduction	0	0	0	0
		Forcible Rape	0	0	0	0
		Forcible Sodomy	0	0	0	0
		Sexual Assault W/Object	0	0	0	0
		Forcible Fondling	0	0	0	0
		Incest	0	0	0	0
		Statutory Rape	0	0	0	0
		Aggravated Assault	0	0	0	0
		Simple Assault	2	2	2	0
		Intimidation	0	0	0	0
		Stalking	0	0	0	0
		Commercial Sex Acts	0	0	0	0
		Involuntary Servitude	0	0	0	0
		<b>Crimes Against Property</b>				
		Arson	0	0	0	0
		Bribery	0	0	0	0
		Burglary	1	0	0	0
		Counterfeiting/Forgery	0	0	0	0
		Destruction/Damage/Vandalism	1	0	0	0
		Embezzlement	0	0	0	0
		Extortion/Blackmail	0	0	0	0
		Fraud - Computer Hacking/Invasion	0	0	0	0
		Fraud - Credit Card/ATM	0	0	0	0
		Fraud - False Pretenses	0	0	0	0
		Fraud - Identity Theft	0	0	0	0
		Fraud - Impersonation	0	0	0	0
		Fraud - Welfare	0	0	0	0
		Fraud - Wire	0	0	0	0
		Motor Vehicle Theft	0	0	0	0
		Robbery	0	0	0	0
		Stolen Property Offenses	0	0	0	0
		Theft - Pocket-picking	0	0	0	0
		Theft - Purse Snatching	0	0	0	0
		Theft - Shoplifting	0	0	0	0
		Theft From Building	0	0	0	0
		Theft From Coin Machine	0	0	0	0
		Theft From Motor Vehicle	0	0	0	0
		Theft of Motor Vehicle Parts	0	0	0	0
		Theft - All Other Larceny	1	1	1	0
		<b>Crimes Against Society</b>				
		Animal Cruelty	0	0	0	0
		Drug/Narcotic Violations	1	1	1	0
		Drug/Narcotic Equipment Violations	1	1	1	0
		Gambling - Betting/Wagering	0	0	0	0
		Gambling - Operating/Promoting	0	0	0	0
		Gambling - Equipment Violations	0	0	0	0
		Gambling - Sports Tampering	0	0	0	0
		Pornography/Obscene Material	0	0	0	0
		Prostitution	0	0	0	0
		Prostitution Assisting/Promoting	0	0	0	0
		Purchasing Prostitution	0	0	0	0
		Weapon Law Violations	0	0	0	0
		<b>Total Group A Offenses</b>	<b>8</b>	<b>5</b>	<b>5</b>	<b>0</b>

Domestic Violence Victims		
Offense	Reported	Cleared
Murder	0	0
Aggravated Assault	0	0
Simple Assault	2	2
Intimidation	0	0
Stalking	0	0
Forcible Rape	0	0
Forcible Sodomy	0	0
Sexual Assault W/Object	0	0
Forcible Fondling	0	0
Incest	0	0
Statutory Rape	0	0
Kidnapping/Abduction	0	0
<b>Total</b>	<b>2</b>	<b>2</b>

TIBRS Group B Arrests		
Offense	Adult	Juvenile
Bad Checks	0	0
Curfew/Vagrancy	0	0
Disorderly Conduct	0	0
DUI	0	0
Drunkenness	1	0
Family-Non Violent	0	0
Liquor Law Violations	0	0
Peeping Tom	0	0
Trespass	0	0
All Other Offenses	1	0
<b>Total Group B</b>	<b>2</b>	<b>0</b>



## Dandridge Police Department - 2016

2015 Population Estimate	2,924	TIBRS Group A Offenses	Offenses		Arrests	
			Reported	Cleared	Adult	Juvenile
<b>Offense Overview</b>		<b>Crimes Against Persons</b>				
Offense Total	251	Murder	0	0	0	0
Number Cleared	123	Negligent Manslaughter	0	0	0	0
Percent Cleared	49.00 %	Negligent Vehicular Manslaughter	0	0	0	0
Group A Crimes per 100,000 population	8,584.1	Kidnapping/Abduction	0	0	0	0
		Forcible Rape	0	0	0	0
		Forcible Sodomy	0	0	0	0
		Sexual Assault W/Object	3	0	0	0
		Forcible Fondling	1	0	0	0
		Incest	0	0	0	0
		Statutory Rape	2	1	1	0
		Aggravated Assault	6	3	2	3
		Simple Assault	38	16	10	0
		Intimidation	11	0	0	0
		Stalking	1	0	0	0
		Commercial Sex Acts	0	0	0	0
		Involuntary Servitude	0	0	0	0
<b>Arrest Overview</b>		<b>Crimes Against Property</b>				
Total Arrests	122	Arson	0	0	0	0
Adult Arrests	119	Bribery	0	0	0	0
Juvenile Arrests	3	Burglary	11	1	1	0
Unknown Age	0	Counterfeiting/Forgery	10	7	7	0
Arrests per 100,000 population	4,172.4	Destruction/Damage/Vandalism	14	1	0	0
Average number offenses/incident	1.22	Embezzlement	1	0	0	0
		Extortion/Blackmail	0	0	0	0
		Fraud - Computer Hacking/Invasion	0	0	0	0
		Fraud - Credit Card/ATM	7	0	0	0
		Fraud - False Pretenses	11	4	2	0
		Fraud - Identity Theft	1	0	0	0
		Fraud - Impersonation	11	2	1	0
		Fraud - Welfare	0	0	0	0
		Fraud - Wire	0	0	0	0
		Motor Vehicle Theft	4	0	0	0
		Robbery	0	0	0	0
		Stolen Property Offenses	0	0	0	0
		Theft - Pocket-picking	0	0	0	0
		Theft - Purse Snatching	0	0	0	0
		Theft - Shoplifting	10	9	9	0
		Theft From Building	14	2	2	0
		Theft From Coin Machine	2	0	0	0
		Theft From Motor Vehicle	8	1	1	0
		Theft of Motor Vehicle Parts	1	0	0	0
		Theft - All Other Larceny	8	2	2	0
		<b>Crimes Against Society</b>				
		Animal Cruelty	0	0	0	0
		Drug/Narcotic Violations	41	39	24	0
		Drug/Narcotic Equipment Violations	35	35	15	0
		Gambling - Betting/Wagering	0	0	0	0
		Gambling - Operating/Promoting	0	0	0	0
		Gambling - Equipment Violations	0	0	0	0
		Gambling - Sports Tampering	0	0	0	0
		Pornography/Obscene Material	0	0	0	0
		Prostitution	0	0	0	0
		Prostitution Assisting/Promoting	0	0	0	0
		Purchasing Prostitution	0	0	0	0
		Weapon Law Violations	0	0	0	0
		<b>Total Group A Offenses</b>	<b>251</b>	<b>123</b>	<b>77</b>	<b>3</b>

Domestic Violence Victims		
Offense	Reported	Cleared
Murder	0	0
Aggravated Assault	2	1
Simple Assault	15	13
Intimidation	1	0
Stalking	0	0
Forcible Rape	0	0
Forcible Sodomy	0	0
Sexual Assault W/Object	0	0
Forcible Fondling	0	0
Incest	0	0
Statutory Rape	0	0
Kidnapping/Abduction	0	0
<b>Total</b>	<b>18</b>	<b>14</b>

TIBRS Group B Arrests		
Offense	Adult	Juvenile
Bad Checks	2	0
Curfew/Vagrancy	0	0
Disorderly Conduct	3	0
DUI	8	0
Drunkenness	11	0
Family-Non Violent	1	0
Liquor Law Violations	8	0
Peeping Tom	0	0
Trespass	1	0
All Other Offenses	8	0
<b>Total Group B</b>	<b>42</b>	<b>0</b>



# Dayton Police Department - 2016

2015 Population Estimate	7,384	TIBRS Group A Offenses	Offenses		Arrests	
			Reported	Cleared	Adult	Juvenile
<b>Offense Overview</b>		<b>Crimes Against Persons</b>				
Offense Total	632	Murder	1	1	1	0
Number Cleared	369	Negligent Manslaughter	0	0	0	0
Percent Cleared	58.39 %	Negligent Vehicular Manslaughter	0	0	0	0
Group A Crimes per 100,000 population	8,559.0	Kidnapping/Abduction	0	0	0	0
		Forcible Rape	0	0	0	0
		Forcible Sodomy	0	0	0	0
		Sexual Assault W/Object	0	0	0	0
		Forcible Fondling	2	2	1	0
		Incest	0	0	0	0
		Statutory Rape	0	0	0	0
		Aggravated Assault	33	32	25	0
		Simple Assault	97	85	74	4
		Intimidation	15	13	10	0
		Stalking	1	1	1	0
		Commercial Sex Acts	0	0	0	0
		Involuntary Servitude	0	0	0	0
		<b>Crimes Against Property</b>				
		Arson	0	0	0	0
		Bribery	0	0	0	0
		Burglary	45	13	11	2
		Counterfeiting/Forgery	8	4	4	0
		Destruction/Damage/Vandalism	48	10	3	0
		Embezzlement	8	4	4	0
		Extortion/Blackmail	0	0	0	0
		Fraud - Computer Hacking/Invasion	0	0	0	0
		Fraud - Credit Card/ATM	20	7	3	0
		Fraud - False Pretenses	8	6	5	0
		Fraud - Identity Theft	2	0	0	0
		Fraud - Impersonation	4	3	2	1
		Fraud - Welfare	0	0	0	0
		Fraud - Wire	1	0	0	0
		Motor Vehicle Theft	10	3	2	0
		Robbery	1	0	0	0
		Stolen Property Offenses	1	1	1	0
		Theft - Pocket-picking	0	0	0	0
		Theft - Purse Snatching	0	0	0	0
		Theft - Shoplifting	57	51	53	4
		Theft From Building	60	13	12	0
		Theft From Coin Machine	2	0	0	0
		Theft From Motor Vehicle	43	6	5	1
		Theft of Motor Vehicle Parts	5	0	0	0
		Theft - All Other Larceny	51	5	8	0
		<b>Crimes Against Society</b>				
		Animal Cruelty	0	0	0	0
		Drug/Narcotic Violations	71	71	74	1
		Drug/Narcotic Equipment Violations	34	34	9	0
		Gambling - Betting/Wagering	0	0	0	0
		Gambling - Operating/Promoting	0	0	0	0
		Gambling - Equipment Violations	0	0	0	0
		Gambling - Sports Tampering	0	0	0	0
		Pornography/Obscene Material	0	0	0	0
		Prostitution	0	0	0	0
		Prostitution Assisting/Promoting	0	0	0	0
		Purchasing Prostitution	0	0	0	0
		Weapon Law Violations	4	4	3	0
		<b>Total Group A Offenses</b>	<b>632</b>	<b>369</b>	<b>311</b>	<b>13</b>

Domestic Violence Victims		
Offense	Reported	Cleared
Murder	0	0
Aggravated Assault	9	9
Simple Assault	73	68
Intimidation	9	9
Stalking	0	0
Forcible Rape	0	0
Forcible Sodomy	0	0
Sexual Assault W/Object	0	0
Forcible Fondling	0	0
Incest	0	0
Statutory Rape	0	0
Kidnapping/Abduction	0	0
<b>Total</b>	<b>91</b>	<b>86</b>

TIBRS Group B Arrests		
Offense	Adult	Juvenile
Bad Checks	0	0
Curfew/Vagrancy	0	9
Disorderly Conduct	23	8
DUI	37	0
Drunkenness	110	0
Family-Non Violent	2	0
Liquor Law Violations	31	2
Peeping Tom	0	0
Trespass	26	0
All Other Offenses	11	4
<b>Total Group B</b>	<b>240</b>	<b>23</b>



## Decatur Police Department - 2016

2015 Population Estimate	1,575	TIBRS Group A Offenses	Offenses		Arrests	
			Reported	Cleared	Adult	Juvenile
<b>Offense Overview</b>		<b>Crimes Against Persons</b>				
Offense Total	186	Murder	0	0	0	0
Number Cleared	105	Negligent Manslaughter	0	0	0	0
Percent Cleared	56.45 %	Negligent Vehicular Manslaughter	0	0	0	0
Group A Crimes per 100,000 population	11,809.5	Kidnapping/Abduction	0	0	0	0
		Forcible Rape	0	0	0	0
		Forcible Sodomy	0	0	0	0
		Sexual Assault W/Object	0	0	0	0
		Forcible Fondling	1	1	1	0
		Incest	0	0	0	0
		Statutory Rape	0	0	0	0
		Aggravated Assault	14	10	6	0
		Simple Assault	18	9	6	1
		Intimidation	9	2	1	0
		Stalking	0	0	0	0
		Commercial Sex Acts	0	0	0	0
		Involuntary Servitude	0	0	0	0
		<b>Crimes Against Property</b>				
		Arson	0	0	0	0
		Bribery	0	0	0	0
		Burglary	11	3	2	0
		Counterfeiting/Forgery	2	1	1	0
		Destruction/Damage/Vandalism	17	4	1	1
		Embezzlement	0	0	0	0
		Extortion/Blackmail	0	0	0	0
		Fraud - Computer Hacking/Invasion	0	0	0	0
		Fraud - Credit Card/ATM	4	0	0	0
		Fraud - False Pretenses	0	0	0	0
		Fraud - Identity Theft	0	0	0	0
		Fraud - Impersonation	2	1	1	0
		Fraud - Welfare	0	0	0	0
		Fraud - Wire	1	0	0	0
		Motor Vehicle Theft	5	2	2	0
		Robbery	1	1	1	0
		Stolen Property Offenses	1	1	1	0
		Theft - Pocket-picking	0	0	0	0
		Theft - Purse Snatching	0	0	0	0
		Theft - Shoplifting	3	3	1	0
		Theft From Building	2	0	0	0
		Theft From Coin Machine	0	0	0	0
		Theft From Motor Vehicle	5	1	1	0
		Theft of Motor Vehicle Parts	1	0	0	0
		Theft - All Other Larceny	22	3	2	0
		<b>Crimes Against Society</b>				
		Animal Cruelty	0	0	0	0
		Drug/Narcotic Violations	43	39	47	0
		Drug/Narcotic Equipment Violations	19	19	7	0
		Gambling - Betting/Wagering	0	0	0	0
		Gambling - Operating/Promoting	0	0	0	0
		Gambling - Equipment Violations	0	0	0	0
		Gambling - Sports Tampering	0	0	0	0
		Pornography/Obscene Material	0	0	0	0
		Prostitution	0	0	0	0
		Prostitution Assisting/Promoting	0	0	0	0
		Purchasing Prostitution	0	0	0	0
		Weapon Law Violations	5	5	3	0
		<b>Total Group A Offenses</b>	<b>186</b>	<b>105</b>	<b>84</b>	<b>2</b>
<b>Arrest Overview</b>						
Total Arrests	105					
Adult Arrests	103					
Juvenile Arrests	2					
Unknown Age	0					
Arrests per 100,000 population	6,666.7					
Average number offenses/incident	1.32					

Domestic Violence Victims		
Offense	Reported	Cleared
Murder	0	0
Aggravated Assault	7	7
Simple Assault	15	7
Intimidation	5	1
Stalking	0	0
Forcible Rape	0	0
Forcible Sodomy	0	0
Sexual Assault W/Object	0	0
Forcible Fondling	0	0
Incest	0	0
Statutory Rape	0	0
Kidnapping/Abduction	0	0
<b>Total</b>	<b>27</b>	<b>15</b>

TIBRS Group B Arrests		
Offense	Adult	Juvenile
Bad Checks	0	0
Curfew/Vagrancy	0	0
Disorderly Conduct	3	0
DUI	3	0
Drunkenness	6	0
Family-Non Violent	1	0
Liquor Law Violations	0	0
Peeping Tom	0	0
Trespass	0	0
All Other Offenses	6	0
<b>Total Group B</b>	<b>19</b>	<b>0</b>



## Decaturville Police Department - 2016

<b>2015 Population Estimate</b>	<b>869</b>
<b>Offense Overview</b>	
Offense Total	32
Number Cleared	9
Percent Cleared	28.13 %
Group A Crimes per 100,000 population	3,682.4
<b>Arrest Overview</b>	
Total Arrests	15
Adult Arrests	15
Juvenile Arrests	0
Unknown Age	0
Arrests per 100,000 population	1,726.1
Average number offenses/incident	1.00

Domestic Violence Victims		
Offense	Reported	Cleared
Murder	0	0
Aggravated Assault	1	1
Simple Assault	2	1
Intimidation	0	0
Stalking	0	0
Forcible Rape	0	0
Forcible Sodomy	0	0
Sexual Assault W/Object	0	0
Forcible Fondling	0	0
Incest	0	0
Statutory Rape	0	0
Kidnapping/Abduction	0	0
<b>Total</b>	<b>3</b>	<b>2</b>

TIBRS Group B Arrests		
Offense	Adult	Juvenile
Bad Checks	0	0
Curfew/Vagrancy	0	0
Disorderly Conduct	0	0
DUI	1	0
Drunkenness	1	0
Family-Non Violent	0	0
Liquor Law Violations	0	0
Peeping Tom	0	0
Trespass	1	0
All Other Offenses	0	0
<b>Total Group B</b>	<b>3</b>	<b>0</b>

TIBRS Group A Offenses	Offenses		Arrests	
	Reported	Cleared	Adult	Juvenile
<b>Crimes Against Persons</b>				
Murder	0	0	0	0
Negligent Manslaughter	0	0	0	0
Negligent Vehicular Manslaughter	0	0	0	0
Kidnapping/Abduction	0	0	0	0
Forcible Rape	0	0	0	0
Forcible Sodomy	0	0	0	0
Sexual Assault W/Object	0	0	0	0
Forcible Fondling	0	0	0	0
Incest	0	0	0	0
Statutory Rape	0	0	0	0
Aggravated Assault	1	1	1	0
Simple Assault	4	2	2	0
Intimidation	1	0	0	0
Stalking	0	0	0	0
Commercial Sex Acts	0	0	0	0
Involuntary Servitude	0	0	0	0
<b>Crimes Against Property</b>				
Arson	0	0	0	0
Bribery	0	0	0	0
Burglary	12	2	2	0
Counterfeiting/Forgery	0	0	0	0
Destruction/Damage/Vandalism	0	0	0	0
Embezzlement	0	0	0	0
Extortion/Blackmail	0	0	0	0
Fraud - Computer Hacking/Invasion	0	0	0	0
Fraud - Credit Card/ATM	2	0	0	0
Fraud - False Pretenses	3	0	0	0
Fraud - Identity Theft	0	0	0	0
Fraud - Impersonation	1	0	0	0
Fraud - Welfare	0	0	0	0
Fraud - Wire	0	0	0	0
Motor Vehicle Theft	1	1	1	0
Robbery	0	0	0	0
Stolen Property Offenses	1	1	3	0
Theft - Pocket-picking	0	0	0	0
Theft - Purse Snatching	0	0	0	0
Theft - Shoplifting	0	0	0	0
Theft From Building	0	0	0	0
Theft From Coin Machine	0	0	0	0
Theft From Motor Vehicle	1	0	0	0
Theft of Motor Vehicle Parts	1	0	0	0
Theft - All Other Larceny	3	1	1	0
<b>Crimes Against Society</b>				
Animal Cruelty	0	0	0	0
Drug/Narcotic Violations	1	1	2	0
Drug/Narcotic Equipment Violations	0	0	0	0
Gambling - Betting/Wagering	0	0	0	0
Gambling - Operating/Promoting	0	0	0	0
Gambling - Equipment Violations	0	0	0	0
Gambling - Sports Tampering	0	0	0	0
Pornography/Obscene Material	0	0	0	0
Prostitution	0	0	0	0
Prostitution Assisting/Promoting	0	0	0	0
Purchasing Prostitution	0	0	0	0
Weapon Law Violations	0	0	0	0
<b>Total Group A Offenses</b>	<b>32</b>	<b>9</b>	<b>12</b>	<b>0</b>





## Decherd Police Department - 2016

			Offenses		Arrests	
			Reported	Cleared	Adult	Juvenile
<b>2015 Population Estimate</b>	<b>2,424</b>	<b>TIBRS Group A Offenses</b>				
<b>Offense Overview</b>		<b>Crimes Against Persons</b>				
Offense Total	324	Murder	0	0	0	0
Number Cleared	168	Negligent Manslaughter	0	0	0	0
Percent Cleared	51.85 %	Negligent Vehicular Manslaughter	0	0	0	0
Group A Crimes per 100,000 population	13,366.3	Kidnapping/Abduction	2	2	1	0
		Forcible Rape	0	0	0	0
		Forcible Sodomy	0	0	0	0
		Sexual Assault W/Object	0	0	0	0
		Forcible Fondling	1	1	0	0
		Incest	0	0	0	0
		Statutory Rape	0	0	0	0
		Aggravated Assault	12	9	8	0
		Simple Assault	40	27	25	0
		Intimidation	6	0	0	0
		Stalking	1	0	0	0
		Commercial Sex Acts	0	0	0	0
		Involuntary Servitude	0	0	0	0
		<b>Crimes Against Property</b>				
		Arson	0	0	0	0
		Bribery	0	0	0	0
		Burglary	9	2	2	2
		Counterfeiting/Forgery	3	2	0	0
		Destruction/Damage/Vandalism	47	6	3	0
		Embezzlement	0	0	0	0
		Extortion/Blackmail	0	0	0	0
		Fraud - Computer Hacking/Invasion	0	0	0	0
		Fraud - Credit Card/ATM	6	1	1	0
		Fraud - False Pretenses	4	2	0	0
		Fraud - Identity Theft	3	0	0	0
		Fraud - Impersonation	1	0	0	0
		Fraud - Welfare	0	0	0	0
		Fraud - Wire	2	0	0	0
		Motor Vehicle Theft	3	1	1	0
		Robbery	0	0	0	0
		Stolen Property Offenses	0	0	0	0
		Theft - Pocket-picking	0	0	0	0
		Theft - Purse Snatching	0	0	0	0
		Theft - Shoplifting	26	19	17	1
		Theft From Building	18	4	4	0
		Theft From Coin Machine	1	0	0	0
		Theft From Motor Vehicle	16	2	1	0
		Theft of Motor Vehicle Parts	7	0	0	0
		Theft - All Other Larceny	20	0	0	0
		<b>Crimes Against Society</b>				
		Animal Cruelty	0	0	0	0
		Drug/Narcotic Violations	57	53	61	0
		Drug/Narcotic Equipment Violations	38	36	14	1
		Gambling - Betting/Wagering	0	0	0	0
		Gambling - Operating/Promoting	0	0	0	0
		Gambling - Equipment Violations	0	0	0	0
		Gambling - Sports Tampering	0	0	0	0
		Pornography/Obscene Material	0	0	0	0
		Prostitution	0	0	0	0
		Prostitution Assisting/Promoting	0	0	0	0
		Purchasing Prostitution	0	0	0	0
		Weapon Law Violations	1	1	1	0
		<b>Total Group A Offenses</b>	<b>324</b>	<b>168</b>	<b>139</b>	<b>4</b>

Domestic Violence Victims		
Offense	Reported	Cleared
Murder	0	0
Aggravated Assault	10	7
Simple Assault	20	16
Intimidation	3	0
Stalking	1	0
Forcible Rape	0	0
Forcible Sodomy	0	0
Sexual Assault W/Object	0	0
Forcible Fondling	0	0
Incest	0	0
Statutory Rape	0	0
Kidnapping/Abduction	2	2
<b>Total</b>	<b>36</b>	<b>25</b>

TIBRS Group B Arrests		
Offense	Adult	Juvenile
Bad Checks	0	0
Curfew/Vagrancy	0	0
Disorderly Conduct	3	0
DUI	41	0
Drunkenness	10	0
Family-Non Violent	1	0
Liquor Law Violations	2	0
Peeping Tom	0	0
Trespass	1	0
All Other Offenses	3	0
<b>Total Group B</b>	<b>61</b>	<b>0</b>



## Dickson Police Department - 2016

2015 Population Estimate	15,359	TIBRS Group A Offenses	Offenses		Arrests	
			Reported	Cleared	Adult	Juvenile
<b>Offense Overview</b>		<b>Crimes Against Persons</b>				
Offense Total	2,576	Murder	1	1	1	0
Number Cleared	1,336	Negligent Manslaughter	0	0	0	0
Percent Cleared	51.86 %	Negligent Vehicular Manslaughter	0	0	0	0
Group A Crimes per 100,000 population	16,771.9	Kidnapping/Abduction	3	1	0	0
		Forcible Rape	17	5	3	0
		Forcible Sodomy	0	0	0	0
		Sexual Assault W/Object	1	0	0	0
		Forcible Fondling	10	5	3	0
		Incest	0	0	0	0
		Statutory Rape	3	1	1	0
		Aggravated Assault	126	100	75	4
		Simple Assault	309	209	146	11
		Intimidation	329	126	49	1
		Stalking	21	12	7	0
		Commercial Sex Acts	0	0	0	0
		Involuntary Servitude	0	0	0	0
		<b>Crimes Against Property</b>				
		Arson	0	0	0	0
		Bribery	0	0	0	0
		Burglary	106	26	13	1
		Counterfeiting/Forgery	38	18	9	1
		Destruction/Damage/Vandalism	192	53	22	5
		Embezzlement	13	3	3	0
		Extortion/Blackmail	3	1	1	0
		Fraud - Computer Hacking/Invasion	0	0	0	0
		Fraud - Credit Card/ATM	42	9	5	0
		Fraud - False Pretenses	75	19	20	0
		Fraud - Identity Theft	10	0	0	0
		Fraud - Impersonation	30	20	19	0
		Fraud - Welfare	0	0	0	0
		Fraud - Wire	2	0	0	0
		Motor Vehicle Theft	58	29	24	0
		Robbery	5	1	1	0
		Stolen Property Offenses	0	0	0	0
		Theft - Pocket-picking	1	0	0	0
		Theft - Purse Snatching	1	0	0	0
		Theft - Shoplifting	344	234	231	21
		Theft From Building	156	42	20	1
		Theft From Coin Machine	1	0	0	0
		Theft From Motor Vehicle	119	15	8	1
		Theft of Motor Vehicle Parts	40	3	2	0
		Theft - All Other Larceny	104	19	13	2
		<b>Crimes Against Society</b>				
		Animal Cruelty	3	3	4	0
		Drug/Narcotic Violations	218	202	168	17
		Drug/Narcotic Equipment Violations	168	159	85	3
		Gambling - Betting/Wagering	0	0	0	0
		Gambling - Operating/Promoting	0	0	0	0
		Gambling - Equipment Violations	0	0	0	0
		Gambling - Sports Tampering	0	0	0	0
		Pornography/Obscene Material	2	0	0	0
		Prostitution	0	0	0	0
		Prostitution Assisting/Promoting	1	0	0	0
		Purchasing Prostitution	0	0	0	0
		Weapon Law Violations	24	20	11	2
		<b>Total Group A Offenses</b>	<b>2,576</b>	<b>1,336</b>	<b>944</b>	<b>70</b>

Domestic Violence Victims		
Offense	Reported	Cleared
Murder	0	0
Aggravated Assault	55	50
Simple Assault	179	134
Intimidation	146	60
Stalking	6	3
Forcible Rape	2	0
Forcible Sodomy	0	0
Sexual Assault W/Object	1	0
Forcible Fondling	2	1
Incest	0	0
Statutory Rape	0	0
Kidnapping/Abduction	1	1
<b>Total</b>	<b>392</b>	<b>249</b>

TIBRS Group B Arrests		
Offense	Adult	Juvenile
Bad Checks	2	0
Curfew/Vagrancy	0	0
Disorderly Conduct	47	5
DUI	129	0
Drunkenness	56	7
Family-Non Violent	8	0
Liquor Law Violations	4	1
Peeping Tom	0	0
Trespass	20	0
All Other Offenses	1,038	46
<b>Total Group B</b>	<b>1,304</b>	<b>59</b>

Please check [www.tncrimeonline.com](http://www.tncrimeonline.com) for additional 2016 data.



## Dover Police Department - 2016

2015 Population Estimate	1,457	TIBRS Group A Offenses	Offenses		Arrests	
			Reported	Cleared	Adult	Juvenile
<b>Offense Overview</b>		<b>Crimes Against Persons</b>				
Offense Total	89	Murder	0	0	0	0
Number Cleared	42	Negligent Manslaughter	0	0	0	0
Percent Cleared	47.19 %	Negligent Vehicular Manslaughter	0	0	0	0
Group A Crimes per 100,000 population	6,108.4	Kidnapping/Abduction	0	0	0	0
		Forcible Rape	0	0	0	0
		Forcible Sodomy	0	0	0	0
		Sexual Assault W/Object	1	0	0	0
		Forcible Fondling	0	0	0	0
		Incest	0	0	0	0
		Statutory Rape	0	0	0	0
		Aggravated Assault	2	2	2	0
		Simple Assault	5	1	0	0
		Intimidation	2	0	0	0
		Stalking	1	1	1	0
		Commercial Sex Acts	0	0	0	0
		Involuntary Servitude	0	0	0	0
		<b>Crimes Against Property</b>				
		Arson	1	0	0	0
		Bribery	0	0	0	0
		Burglary	11	5	4	0
		Counterfeiting/Forgery	6	3	3	0
		Destruction/Damage/Vandalism	7	1	0	0
		Embezzlement	2	1	1	0
		Extortion/Blackmail	0	0	0	0
		Fraud - Computer Hacking/Invasion	0	0	0	0
		Fraud - Credit Card/ATM	1	0	0	0
		Fraud - False Pretenses	4	3	2	0
		Fraud - Identity Theft	0	0	0	0
		Fraud - Impersonation	2	1	1	0
		Fraud - Welfare	0	0	0	0
		Fraud - Wire	0	0	0	0
		Motor Vehicle Theft	3	3	2	0
		Robbery	0	0	0	0
		Stolen Property Offenses	0	0	0	0
		Theft - Pocket-picking	0	0	0	0
		Theft - Purse Snatching	0	0	0	0
		Theft - Shoplifting	2	2	2	0
		Theft From Building	6	1	0	0
		Theft From Coin Machine	0	0	0	0
		Theft From Motor Vehicle	9	1	1	0
		Theft of Motor Vehicle Parts	1	0	0	0
		Theft - All Other Larceny	6	2	2	0
		<b>Crimes Against Society</b>				
		Animal Cruelty	0	0	0	0
		Drug/Narcotic Violations	12	10	7	2
		Drug/Narcotic Equipment Violations	5	5	0	0
		Gambling - Betting/Wagering	0	0	0	0
		Gambling - Operating/Promoting	0	0	0	0
		Gambling - Equipment Violations	0	0	0	0
		Gambling - Sports Tampering	0	0	0	0
		Pornography/Obscene Material	0	0	0	0
		Prostitution	0	0	0	0
		Prostitution Assisting/Promoting	0	0	0	0
		Purchasing Prostitution	0	0	0	0
		Weapon Law Violations	0	0	0	0
		<b>Total Group A Offenses</b>	<b>89</b>	<b>42</b>	<b>28</b>	<b>2</b>

Domestic Violence Victims		
Offense	Reported	Cleared
Murder	0	0
Aggravated Assault	1	1
Simple Assault	4	0
Intimidation	1	0
Stalking	0	0
Forcible Rape	0	0
Forcible Sodomy	0	0
Sexual Assault W/Object	0	0
Forcible Fondling	0	0
Incest	0	0
Statutory Rape	0	0
Kidnapping/Abduction	0	0
<b>Total</b>	<b>6</b>	<b>1</b>

TIBRS Group B Arrests		
Offense	Adult	Juvenile
Bad Checks	0	0
Curfew/Vagrancy	0	0
Disorderly Conduct	1	0
DUI	6	0
Drunkenness	0	0
Family-Non Violent	1	0
Liquor Law Violations	0	0
Peeping Tom	0	0
Trespass	0	0
All Other Offenses	4	0
<b>Total Group B</b>	<b>12</b>	<b>0</b>



## Dresden Police Department - 2016

2015 Population Estimate	2,898	TIBRS Group A Offenses	Offenses		Arrests	
			Reported	Cleared	Adult	Juvenile
<b>Offense Overview</b>		<b>Crimes Against Persons</b>				
Offense Total	114	Murder	0	0	0	0
Number Cleared	76	Negligent Manslaughter	0	0	0	0
Percent Cleared	66.67 %	Negligent Vehicular Manslaughter	0	0	0	0
Group A Crimes per 100,000 population	3,933.7	Kidnapping/Abduction	0	0	0	0
		Forcible Rape	0	0	0	0
		Forcible Sodomy	0	0	0	0
		Sexual Assault W/Object	0	0	0	0
		Forcible Fondling	1	1	1	0
		Incest	0	0	0	0
		Statutory Rape	0	0	0	0
		Aggravated Assault	1	0	0	0
		Simple Assault	26	21	19	2
		Intimidation	0	0	0	0
		Stalking	0	0	0	0
		Commercial Sex Acts	0	0	0	0
		Involuntary Servitude	0	0	0	0
<b>Arrest Overview</b>		<b>Crimes Against Property</b>				
Total Arrests	107	Arson	0	0	0	0
Adult Arrests	98	Bribery	0	0	0	0
Juvenile Arrests	9	Burglary	12	5	6	2
Unknown Age	0	Counterfeiting/Forgery	4	3	3	0
Arrests per 100,000 population	3,692.2	Destruction/Damage/Vandalism	12	2	1	0
Average number offenses/incident	1.10	Embezzlement	0	0	0	0
		Extortion/Blackmail	0	0	0	0
		Fraud - Computer Hacking/Invasion	0	0	0	0
		Fraud - Credit Card/ATM	1	1	1	0
		Fraud - False Pretenses	4	1	1	0
		Fraud - Identity Theft	0	0	0	0
		Fraud - Impersonation	0	0	0	0
		Fraud - Welfare	0	0	0	0
		Fraud - Wire	0	0	0	0
		Motor Vehicle Theft	3	1	0	1
		Robbery	0	0	0	0
		Stolen Property Offenses	0	0	0	0
		Theft - Pocket-picking	0	0	0	0
		Theft - Purse Snatching	0	0	0	0
		Theft - Shoplifting	5	4	4	0
		Theft From Building	8	2	2	0
		Theft From Coin Machine	0	0	0	0
		Theft From Motor Vehicle	0	0	0	0
		Theft of Motor Vehicle Parts	0	0	0	0
		Theft - All Other Larceny	2	0	0	0
		<b>Crimes Against Society</b>				
		Animal Cruelty	0	0	0	0
		Drug/Narcotic Violations	27	27	28	0
		Drug/Narcotic Equipment Violations	6	6	4	1
		Gambling - Betting/Wagering	0	0	0	0
		Gambling - Operating/Promoting	0	0	0	0
		Gambling - Equipment Violations	0	0	0	0
		Gambling - Sports Tampering	0	0	0	0
		Pornography/Obscene Material	0	0	0	0
		Prostitution	0	0	0	0
		Prostitution Assisting/Promoting	0	0	0	0
		Purchasing Prostitution	0	0	0	0
		Weapon Law Violations	2	2	1	1
		<b>Total Group A Offenses</b>	<b>114</b>	<b>76</b>	<b>71</b>	<b>7</b>

Domestic Violence Victims		
Offense	Reported	Cleared
Murder	0	0
Aggravated Assault	0	0
Simple Assault	20	16
Intimidation	0	0
Stalking	0	0
Forcible Rape	0	0
Forcible Sodomy	0	0
Sexual Assault W/Object	0	0
Forcible Fondling	0	0
Incest	0	0
Statutory Rape	0	0
Kidnapping/Abduction	0	0
<b>Total</b>	<b>20</b>	<b>16</b>

TIBRS Group B Arrests		
Offense	Adult	Juvenile
Bad Checks	1	0
Curfew/Vagrancy	0	0
Disorderly Conduct	0	1
DUI	13	0
Drunkenness	6	0
Family-Non Violent	1	0
Liquor Law Violations	1	0
Peeping Tom	0	0
Trespass	1	1
All Other Offenses	4	0
<b>Total Group B</b>	<b>27</b>	<b>2</b>



## Dunlap Police Department - 2016

2015 Population Estimate	5,108	TIBRS Group A Offenses	Offenses		Arrests	
			Reported	Cleared	Adult	Juvenile
<b>Offense Overview</b>		<b>Crimes Against Persons</b>				
Offense Total	514	Murder	0	0	0	0
Number Cleared	255	Negligent Manslaughter	0	0	0	0
Percent Cleared	49.61 %	Negligent Vehicular Manslaughter	0	0	0	0
Group A Crimes per 100,000 population	10,062.6	Kidnapping/Abduction	0	0	0	0
		Forcible Rape	2	1	0	0
		Forcible Sodomy	0	0	0	0
		Sexual Assault W/Object	0	0	0	0
		Forcible Fondling	0	0	0	0
		Incest	0	0	0	0
		Statutory Rape	0	0	0	0
		Aggravated Assault	17	11	8	0
		Simple Assault	73	62	52	1
		Intimidation	14	10	5	0
		Stalking	1	0	0	0
		Commercial Sex Acts	0	0	0	0
		Involuntary Servitude	0	0	0	0
		<b>Crimes Against Property</b>				
		Arson	2	0	0	0
		Bribery	0	0	0	0
		Burglary	32	8	9	1
		Counterfeiting/Forgery	19	6	6	0
		Destruction/Damage/Vandalism	52	10	8	4
		Embezzlement	5	3	3	0
		Extortion/Blackmail	0	0	0	0
		Fraud - Computer Hacking/Invasion	0	0	0	0
		Fraud - Credit Card/ATM	9	0	0	0
		Fraud - False Pretenses	8	5	3	0
		Fraud - Identity Theft	3	0	0	0
		Fraud - Impersonation	3	3	2	0
		Fraud - Welfare	0	0	0	0
		Fraud - Wire	0	0	0	0
		Motor Vehicle Theft	27	7	5	1
		Robbery	2	0	0	0
		Stolen Property Offenses	0	0	0	0
		Theft - Pocket-picking	0	0	0	0
		Theft - Purse Snatching	0	0	0	0
		Theft - Shoplifting	44	37	38	1
		Theft From Building	56	14	14	2
		Theft From Coin Machine	0	0	0	0
		Theft From Motor Vehicle	33	5	6	1
		Theft of Motor Vehicle Parts	6	1	1	0
		Theft - All Other Larceny	36	8	7	0
		<b>Crimes Against Society</b>				
		Animal Cruelty	2	2	2	0
		Drug/Narcotic Violations	38	34	36	0
		Drug/Narcotic Equipment Violations	29	27	27	0
		Gambling - Betting/Wagering	0	0	0	0
		Gambling - Operating/Promoting	0	0	0	0
		Gambling - Equipment Violations	0	0	0	0
		Gambling - Sports Tampering	0	0	0	0
		Pornography/Obscene Material	1	1	1	0
		Prostitution	0	0	0	0
		Prostitution Assisting/Promoting	0	0	0	0
		Purchasing Prostitution	0	0	0	0
		Weapon Law Violations	0	0	0	0
		<b>Total Group A Offenses</b>	<b>514</b>	<b>255</b>	<b>233</b>	<b>11</b>

Domestic Violence Victims		
Offense	Reported	Cleared
Murder	0	0
Aggravated Assault	4	3
Simple Assault	50	45
Intimidation	4	3
Stalking	0	0
Forcible Rape	2	1
Forcible Sodomy	0	0
Sexual Assault W/Object	0	0
Forcible Fondling	0	0
Incest	0	0
Statutory Rape	0	0
Kidnapping/Abduction	0	0
<b>Total</b>	<b>60</b>	<b>52</b>

TIBRS Group B Arrests		
Offense	Adult	Juvenile
Bad Checks	0	0
Curfew/Vagrancy	0	0
Disorderly Conduct	29	1
DUI	16	0
Drunkenness	46	0
Family-Non Violent	2	0
Liquor Law Violations	14	1
Peeping Tom	1	0
Trespass	9	0
All Other Offenses	140	1
<b>Total Group B</b>	<b>257</b>	<b>3</b>



## Dyer Police Department - 2016

2015 Population Estimate	2,274	TIBRS Group A Offenses	Offenses		Arrests	
			Reported	Cleared	Adult	Juvenile
<b>Offense Overview</b>		<b>Crimes Against Persons</b>				
Offense Total	142	Murder	0	0	0	0
Number Cleared	50	Negligent Manslaughter	0	0	0	0
Percent Cleared	35.21 %	Negligent Vehicular Manslaughter	0	0	0	0
Group A Crimes per 100,000 population	6,244.5	Kidnapping/Abduction	0	0	0	0
		Forcible Rape	2	2	2	0
		Forcible Sodomy	0	0	0	0
		Sexual Assault W/Object	0	0	0	0
		Forcible Fondling	1	0	0	0
		Incest	0	0	0	0
		Statutory Rape	1	0	0	0
		Aggravated Assault	6	4	4	1
		Simple Assault	28	9	6	3
		Intimidation	1	0	0	0
		Stalking	0	0	0	0
		Commercial Sex Acts	0	0	0	0
		Involuntary Servitude	0	0	0	0
		<b>Crimes Against Property</b>				
		Arson	0	0	0	0
		Bribery	0	0	0	0
		Burglary	4	0	0	0
		Counterfeiting/Forgery	3	2	2	0
		Destruction/Damage/Vandalism	13	2	1	0
		Embezzlement	1	0	0	0
		Extortion/Blackmail	0	0	0	0
		Fraud - Computer Hacking/Invasion	0	0	0	0
		Fraud - Credit Card/ATM	3	0	0	0
		Fraud - False Pretenses	3	2	0	0
		Fraud - Identity Theft	0	0	0	0
		Fraud - Impersonation	0	0	0	0
		Fraud - Welfare	0	0	0	0
		Fraud - Wire	0	0	0	0
		Motor Vehicle Theft	6	1	0	1
		Robbery	1	1	2	0
		Stolen Property Offenses	0	0	0	0
		Theft - Pocket-picking	0	0	0	0
		Theft - Purse Snatching	0	0	0	0
		Theft - Shoplifting	6	2	2	0
		Theft From Building	13	1	1	0
		Theft From Coin Machine	0	0	0	0
		Theft From Motor Vehicle	11	3	3	0
		Theft of Motor Vehicle Parts	1	0	0	0
		Theft - All Other Larceny	17	0	0	0
		<b>Crimes Against Society</b>				
		Animal Cruelty	0	0	0	0
		Drug/Narcotic Violations	10	10	10	0
		Drug/Narcotic Equipment Violations	10	10	1	0
		Gambling - Betting/Wagering	0	0	0	0
		Gambling - Operating/Promoting	0	0	0	0
		Gambling - Equipment Violations	0	0	0	0
		Gambling - Sports Tampering	0	0	0	0
		Pornography/Obscene Material	0	0	0	0
		Prostitution	0	0	0	0
		Prostitution Assisting/Promoting	0	0	0	0
		Purchasing Prostitution	0	0	0	0
		Weapon Law Violations	1	1	0	0
		<b>Total Group A Offenses</b>	<b>142</b>	<b>50</b>	<b>34</b>	<b>5</b>

Domestic Violence Victims		
Offense	Reported	Cleared
Murder	0	0
Aggravated Assault	4	3
Simple Assault	20	7
Intimidation	1	0
Stalking	0	0
Forcible Rape	1	1
Forcible Sodomy	0	0
Sexual Assault W/Object	0	0
Forcible Fondling	1	0
Incest	0	0
Statutory Rape	0	0
Kidnapping/Abduction	0	0
<b>Total</b>	<b>27</b>	<b>11</b>

TIBRS Group B Arrests		
Offense	Adult	Juvenile
Bad Checks	1	0
Curfew/Vagrancy	0	0
Disorderly Conduct	1	0
DUI	3	0
Drunkenness	2	0
Family-Non Violent	0	0
Liquor Law Violations	0	0
Peeping Tom	0	0
Trespass	0	0
All Other Offenses	8	0
<b>Total Group B</b>	<b>15</b>	<b>0</b>



## Dyersburg Police Department - 2016

2015 Population Estimate	16,781	TIBRS Group A Offenses	Offenses		Arrests	
			Reported	Cleared	Adult	Juvenile
<b>Offense Overview</b>		<b>Crimes Against Persons</b>				
Offense Total	2,930	Murder	2	2	2	0
Number Cleared	1,093	Negligent Manslaughter	0	0	0	0
Percent Cleared	37.30 %	Negligent Vehicular Manslaughter	0	0	0	0
Group A Crimes per 100,000 population	17,460.2	Kidnapping/Abduction	11	7	3	0
		Forcible Rape	6	2	1	1
		Forcible Sodomy	0	0	0	0
		Sexual Assault W/Object	0	0	0	0
		Forcible Fondling	17	2	2	0
		Incest	1	1	1	0
<b>Arrest Overview</b>		Statutory Rape	3	2	2	0
Total Arrests	1,793	Aggravated Assault	202	110	70	6
Adult Arrests	1,616	Simple Assault	576	260	183	34
Juvenile Arrests	177	Intimidation	110	14	13	0
Unknown Age	0	Stalking	14	3	2	0
Arrests per 100,000 population	10,684.7	Commercial Sex Acts	0	0	0	0
Average number offenses/incident	1.16	Involuntary Servitude	0	0	0	0
		<b>Crimes Against Property</b>				
		Arson	9	1	2	0
		Bribery	0	0	0	0
		Burglary	258	31	26	0
		Counterfeiting/Forgery	59	18	8	0
		Destruction/Damage/Vandalism	262	43	16	10
		Embezzlement	8	3	3	0
		Extortion/Blackmail	0	0	0	0
		Fraud - Computer Hacking/Invasion	0	0	0	0
		Fraud - Credit Card/ATM	38	8	6	0
		Fraud - False Pretenses	71	9	5	1
		Fraud - Identity Theft	0	0	0	0
		Fraud - Impersonation	33	20	9	0
		Fraud - Welfare	0	0	0	0
		Fraud - Wire	0	0	0	0
		Motor Vehicle Theft	38	10	7	0
		Robbery	21	9	12	0
		Stolen Property Offenses	1	1	1	0
		Theft - Pocket-picking	1	0	0	0
		Theft - Purse Snatching	3	1	1	0
		Theft - Shoplifting	267	165	170	19
		Theft From Building	138	16	13	1
		Theft From Coin Machine	2	1	1	0
		Theft From Motor Vehicle	155	7	3	1
		Theft of Motor Vehicle Parts	33	0	0	0
		Theft - All Other Larceny	231	29	25	2
		<b>Crimes Against Society</b>				
		Animal Cruelty	0	0	0	0
		Drug/Narcotic Violations	223	192	162	4
		Drug/Narcotic Equipment Violations	111	104	70	1
		Gambling - Betting/Wagering	0	0	0	0
		Gambling - Operating/Promoting	0	0	0	0
		Gambling - Equipment Violations	0	0	0	0
		Gambling - Sports Tampering	0	0	0	0
		Pornography/Obscene Material	2	1	0	0
		Prostitution	0	0	0	0
		Prostitution Assisting/Promoting	0	0	0	0
		Purchasing Prostitution	0	0	0	0
		Weapon Law Violations	24	21	14	4
		<b>Total Group A Offenses</b>	<b>2,930</b>	<b>1,093</b>	<b>833</b>	<b>84</b>

Domestic Violence Victims		
Offense	Reported	Cleared
Murder	0	0
Aggravated Assault	74	60
Simple Assault	319	200
Intimidation	40	10
Stalking	0	0
Forcible Rape	2	2
Forcible Sodomy	0	0
Sexual Assault W/Object	0	0
Forcible Fondling	7	1
Incest	1	1
Statutory Rape	2	2
Kidnapping/Abduction	11	7
<b>Total</b>	<b>456</b>	<b>283</b>

TIBRS Group B Arrests		
Offense	Adult	Juvenile
Bad Checks	4	0
Curfew/Vagrancy	0	6
Disorderly Conduct	24	25
DUI	51	0
Drunkenness	98	0
Family-Non Violent	0	0
Liquor Law Violations	12	3
Peeping Tom	0	0
Trespass	32	6
All Other Offenses	562	53
<b>Total Group B</b>	<b>783</b>	<b>93</b>



## Eagleville Police Department - 2016

2015 Population Estimate	651	TIBRS Group A Offenses	Offenses		Arrests	
			Reported	Cleared	Adult	Juvenile
<b>Offense Overview</b>		<b>Crimes Against Persons</b>				
Offense Total	0	Murder	0	0	0	0
Number Cleared	0	Negligent Manslaughter	0	0	0	0
Percent Cleared	0.00 %	Negligent Vehicular Manslaughter	0	0	0	0
Group A Crimes per 100,000 population	0.0	Kidnapping/Abduction	0	0	0	0
		Forcible Rape	0	0	0	0
		Forcible Sodomy	0	0	0	0
		Sexual Assault W/Object	0	0	0	0
		Forcible Fondling	0	0	0	0
		Incest	0	0	0	0
		Statutory Rape	0	0	0	0
		Aggravated Assault	0	0	0	0
		Simple Assault	0	0	0	0
		Intimidation	0	0	0	0
		Stalking	0	0	0	0
		Commercial Sex Acts	0	0	0	0
		Involuntary Servitude	0	0	0	0
		<b>Crimes Against Property</b>				
		Arson	0	0	0	0
		Bribery	0	0	0	0
		Burglary	0	0	0	0
		Counterfeiting/Forgery	0	0	0	0
		Destruction/Damage/Vandalism	0	0	0	0
		Embezzlement	0	0	0	0
		Extortion/Blackmail	0	0	0	0
		Fraud - Computer Hacking/Invasion	0	0	0	0
		Fraud - Credit Card/ATM	0	0	0	0
		Fraud - False Pretenses	0	0	0	0
		Fraud - Identity Theft	0	0	0	0
		Fraud - Impersonation	0	0	0	0
		Fraud - Welfare	0	0	0	0
		Fraud - Wire	0	0	0	0
		Motor Vehicle Theft	0	0	0	0
		Robbery	0	0	0	0
		Stolen Property Offenses	0	0	0	0
		Theft - Pocket-picking	0	0	0	0
		Theft - Purse Snatching	0	0	0	0
		Theft - Shoplifting	0	0	0	0
		Theft From Building	0	0	0	0
		Theft From Coin Machine	0	0	0	0
		Theft From Motor Vehicle	0	0	0	0
		Theft of Motor Vehicle Parts	0	0	0	0
		Theft - All Other Larceny	0	0	0	0
		<b>Crimes Against Society</b>				
		Animal Cruelty	0	0	0	0
		Drug/Narcotic Violations	0	0	0	0
		Drug/Narcotic Equipment Violations	0	0	0	0
		Gambling - Betting/Wagering	0	0	0	0
		Gambling - Operating/Promoting	0	0	0	0
		Gambling - Equipment Violations	0	0	0	0
		Gambling - Sports Tampering	0	0	0	0
		Pornography/Obscene Material	0	0	0	0
		Prostitution	0	0	0	0
		Prostitution Assisting/Promoting	0	0	0	0
		Purchasing Prostitution	0	0	0	0
		Weapon Law Violations	0	0	0	0
		<b>Total Group A Offenses</b>	<b>0</b>	<b>0</b>	<b>0</b>	<b>0</b>

Domestic Violence Victims		
Offense	Reported	Cleared
Murder	0	0
Aggravated Assault	0	0
Simple Assault	0	0
Intimidation	0	0
Stalking	0	0
Forcible Rape	0	0
Forcible Sodomy	0	0
Sexual Assault W/Object	0	0
Forcible Fondling	0	0
Incest	0	0
Statutory Rape	0	0
Kidnapping/Abduction	0	0
<b>Total</b>	<b>0</b>	<b>0</b>

TIBRS Group B Arrests		
Offense	Adult	Juvenile
Bad Checks	0	0
Curfew/Vagrancy	0	0
Disorderly Conduct	0	0
DUI	0	0
Drunkenness	0	0
Family-Non Violent	0	0
Liquor Law Violations	0	0
Peeping Tom	0	0
Trespass	0	0
All Other Offenses	0	0
<b>Total Group B</b>	<b>0</b>	<b>0</b>





## East Ridge Police Department - 2016

2015 Population Estimate	21,260	TIBRS Group A Offenses	Offenses		Arrests	
			Reported	Cleared	Adult	Juvenile
<b>Offense Overview</b>		<b>Crimes Against Persons</b>				
Offense Total	2,299	Murder	0	0	0	0
Number Cleared	885	Negligent Manslaughter	1	1	0	1
Percent Cleared	38.49 %	Negligent Vehicular Manslaughter	0	0	0	0
Group A Crimes per 100,000 population	10,813.7	Kidnapping/Abduction	10	9	8	0
		Forcible Rape	8	1	0	0
		Forcible Sodomy	4	0	0	0
		Sexual Assault W/Object	1	0	0	0
		Forcible Fondling	7	1	0	0
		Incest	0	0	0	0
		Statutory Rape	1	0	0	0
		Aggravated Assault	149	89	57	5
		Simple Assault	379	200	157	15
		Intimidation	44	8	3	0
		Stalking	9	4	5	0
		Commercial Sex Acts	0	0	0	0
		Involuntary Servitude	0	0	0	0
		<b>Crimes Against Property</b>				
		Arson	4	2	1	0
		Bribery	0	0	0	0
		Burglary	196	21	12	1
		Counterfeiting/Forgery	58	27	30	0
		Destruction/Damage/Vandalism	93	34	10	1
		Embezzlement	2	1	0	0
		Extortion/Blackmail	1	0	0	0
		Fraud - Computer Hacking/Invasion	0	0	0	0
		Fraud - Credit Card/ATM	32	3	3	0
		Fraud - False Pretenses	78	18	6	0
		Fraud - Identity Theft	1	0	0	0
		Fraud - Impersonation	32	12	14	0
		Fraud - Welfare	0	0	0	0
		Fraud - Wire	1	0	0	0
		Motor Vehicle Theft	122	23	18	0
		Robbery	31	9	11	0
		Stolen Property Offenses	34	30	30	0
		Theft - Pocket-picking	1	0	0	0
		Theft - Purse Snatching	2	1	0	0
		Theft - Shoplifting	110	35	33	0
		Theft From Building	179	26	19	0
		Theft From Coin Machine	5	2	0	0
		Theft From Motor Vehicle	174	13	9	1
		Theft of Motor Vehicle Parts	81	0	1	0
		Theft - All Other Larceny	133	6	12	0
		<b>Crimes Against Society</b>				
		Animal Cruelty	0	0	0	0
		Drug/Narcotic Violations	150	148	125	3
		Drug/Narcotic Equipment Violations	118	116	50	0
		Gambling - Betting/Wagering	0	0	0	0
		Gambling - Operating/Promoting	0	0	0	0
		Gambling - Equipment Violations	0	0	0	0
		Gambling - Sports Tampering	0	0	0	0
		Pornography/Obscene Material	1	0	0	0
		Prostitution	1	1	1	0
		Prostitution Assisting/Promoting	2	2	2	0
		Purchasing Prostitution	0	0	0	0
		Weapon Law Violations	44	42	18	1
		<b>Total Group A Offenses</b>	<b>2,299</b>	<b>885</b>	<b>635</b>	<b>28</b>

Domestic Violence Victims		
Offense	Reported	Cleared
Murder	0	0
Aggravated Assault	62	45
Simple Assault	274	166
Intimidation	20	8
Stalking	7	4
Forcible Rape	3	0
Forcible Sodomy	3	0
Sexual Assault W/Object	0	0
Forcible Fondling	3	0
Incest	0	0
Statutory Rape	1	0
Kidnapping/Abduction	7	7
<b>Total</b>	<b>380</b>	<b>230</b>

TIBRS Group B Arrests		
Offense	Adult	Juvenile
Bad Checks	6	0
Curfew/Vagrancy	0	1
Disorderly Conduct	6	0
DUI	35	0
Drunkenness	48	0
Family-Non Violent	0	0
Liquor Law Violations	3	1
Peeping Tom	0	0
Trespass	24	0
All Other Offenses	291	1
<b>Total Group B</b>	<b>413</b>	<b>3</b>



## Elizabethton Police Department - 2016

2015 Population Estimate	13,772	TIBRS Group A Offenses	Offenses		Arrests	
			Reported	Cleared	Adult	Juvenile
<b>Offense Overview</b>		<b>Crimes Against Persons</b>				
Offense Total	1,589	Murder	0	0	0	0
Number Cleared	647	Negligent Manslaughter	0	0	0	0
Percent Cleared	40.72 %	Negligent Vehicular Manslaughter	0	0	0	0
Group A Crimes per 100,000 population	11,537.9	Kidnapping/Abduction	1	1	1	0
		Forcible Rape	0	0	0	0
		Forcible Sodomy	0	0	0	0
		Sexual Assault W/Object	0	0	0	0
		Forcible Fondling	1	0	0	0
		Incest	0	0	0	0
		Statutory Rape	1	0	0	0
		Aggravated Assault	34	23	17	0
		Simple Assault	165	68	55	8
		Intimidation	140	12	10	1
		Stalking	0	0	0	0
		Commercial Sex Acts	0	0	0	0
		Involuntary Servitude	0	0	0	0
		<b>Crimes Against Property</b>				
		Arson	0	0	0	0
		Bribery	0	0	0	0
		Burglary	78	10	11	0
		Counterfeiting/Forgery	35	11	11	0
		Destruction/Damage/Vandalism	153	28	9	0
		Embezzlement	7	3	2	0
		Extortion/Blackmail	0	0	0	0
		Fraud - Computer Hacking/Invasion	0	0	0	0
		Fraud - Credit Card/ATM	53	27	8	0
		Fraud - False Pretenses	47	17	9	0
		Fraud - Identity Theft	0	0	0	0
		Fraud - Impersonation	18	17	13	0
		Fraud - Welfare	0	0	0	0
		Fraud - Wire	5	0	0	0
		Motor Vehicle Theft	20	5	4	0
		Robbery	10	3	2	2
		Stolen Property Offenses	0	0	0	0
		Theft - Pocket-picking	0	0	0	0
		Theft - Purse Snatching	1	0	0	0
		Theft - Shoplifting	168	126	133	3
		Theft From Building	38	8	4	1
		Theft From Coin Machine	2	1	0	0
		Theft From Motor Vehicle	95	31	16	0
		Theft of Motor Vehicle Parts	3	0	0	0
		Theft - All Other Larceny	247	34	20	2
		<b>Crimes Against Society</b>				
		Animal Cruelty	0	0	0	0
		Drug/Narcotic Violations	142	117	105	4
		Drug/Narcotic Equipment Violations	112	92	35	1
		Gambling - Betting/Wagering	0	0	0	0
		Gambling - Operating/Promoting	0	0	0	0
		Gambling - Equipment Violations	0	0	0	0
		Gambling - Sports Tampering	0	0	0	0
		Pornography/Obscene Material	0	0	0	0
		Prostitution	0	0	0	0
		Prostitution Assisting/Promoting	0	0	0	0
		Purchasing Prostitution	0	0	0	0
		Weapon Law Violations	13	13	3	0
		<b>Total Group A Offenses</b>	<b>1,589</b>	<b>647</b>	<b>468</b>	<b>22</b>

Domestic Violence Victims		
Offense	Reported	Cleared
Murder	0	0
Aggravated Assault	12	10
Simple Assault	82	51
Intimidation	34	2
Stalking	0	0
Forcible Rape	0	0
Forcible Sodomy	0	0
Sexual Assault W/Object	0	0
Forcible Fondling	0	0
Incest	0	0
Statutory Rape	0	0
Kidnapping/Abduction	0	0
<b>Total</b>	<b>128</b>	<b>63</b>

TIBRS Group B Arrests		
Offense	Adult	Juvenile
Bad Checks	0	0
Curfew/Vagrancy	0	0
Disorderly Conduct	9	1
DUI	60	0
Drunkenness	67	0
Family-Non Violent	3	0
Liquor Law Violations	13	1
Peeping Tom	0	0
Trespass	14	0
All Other Offenses	126	4
<b>Total Group B</b>	<b>292</b>	<b>6</b>



## Elkton Police Department - 2016

2015 Population Estimate	565	TIBRS Group A Offenses	Offenses		Arrests	
			Reported	Cleared	Adult	Juvenile
<b>Offense Overview</b>		<b>Crimes Against Persons</b>				
Offense Total	4	Murder	0	0	0	0
Number Cleared	1	Negligent Manslaughter	0	0	0	0
Percent Cleared	25.00 %	Negligent Vehicular Manslaughter	0	0	0	0
Group A Crimes per 100,000 population	708.0	Kidnapping/Abduction	0	0	0	0
		Forcible Rape	0	0	0	0
		Forcible Sodomy	0	0	0	0
		Sexual Assault W/Object	0	0	0	0
		Forcible Fondling	0	0	0	0
		Incest	0	0	0	0
		Statutory Rape	0	0	0	0
		Aggravated Assault	0	0	0	0
		Simple Assault	1	1	1	0
		Intimidation	0	0	0	0
		Stalking	0	0	0	0
		Commercial Sex Acts	0	0	0	0
		Involuntary Servitude	0	0	0	0
		<b>Crimes Against Property</b>				
		Arson	0	0	0	0
		Bribery	0	0	0	0
		Burglary	1	0	0	0
		Counterfeiting/Forgery	0	0	0	0
		Destruction/Damage/Vandalism	0	0	0	0
		Embezzlement	0	0	0	0
		Extortion/Blackmail	0	0	0	0
		Fraud - Computer Hacking/Invasion	0	0	0	0
		Fraud - Credit Card/ATM	0	0	0	0
		Fraud - False Pretenses	0	0	0	0
		Fraud - Identity Theft	0	0	0	0
		Fraud - Impersonation	0	0	0	0
		Fraud - Welfare	0	0	0	0
		Fraud - Wire	0	0	0	0
		Motor Vehicle Theft	0	0	0	0
		Robbery	0	0	0	0
		Stolen Property Offenses	0	0	0	0
		Theft - Pocket-picking	0	0	0	0
		Theft - Purse Snatching	0	0	0	0
		Theft - Shoplifting	0	0	0	0
		Theft From Building	1	0	0	0
		Theft From Coin Machine	0	0	0	0
		Theft From Motor Vehicle	0	0	0	0
		Theft of Motor Vehicle Parts	0	0	0	0
		Theft - All Other Larceny	0	0	0	0
		<b>Crimes Against Society</b>				
		Animal Cruelty	0	0	0	0
		Drug/Narcotic Violations	1	0	0	0
		Drug/Narcotic Equipment Violations	0	0	0	0
		Gambling - Betting/Wagering	0	0	0	0
		Gambling - Operating/Promoting	0	0	0	0
		Gambling - Equipment Violations	0	0	0	0
		Gambling - Sports Tampering	0	0	0	0
		Pornography/Obscene Material	0	0	0	0
		Prostitution	0	0	0	0
		Prostitution Assisting/Promoting	0	0	0	0
		Purchasing Prostitution	0	0	0	0
		Weapon Law Violations	0	0	0	0
		<b>Total Group A Offenses</b>	<b>4</b>	<b>1</b>	<b>1</b>	<b>0</b>

Domestic Violence Victims		
Offense	Reported	Cleared
Murder	0	0
Aggravated Assault	0	0
Simple Assault	1	1
Intimidation	0	0
Stalking	0	0
Forcible Rape	0	0
Forcible Sodomy	0	0
Sexual Assault W/Object	0	0
Forcible Fondling	0	0
Incest	0	0
Statutory Rape	0	0
Kidnapping/Abduction	0	0
<b>Total</b>	<b>1</b>	<b>1</b>

TIBRS Group B Arrests		
Offense	Adult	Juvenile
Bad Checks	0	0
Curfew/Vagrancy	0	0
Disorderly Conduct	2	0
DUI	0	0
Drunkenness	4	0
Family-Non Violent	0	0
Liquor Law Violations	0	0
Peeping Tom	0	0
Trespass	0	0
All Other Offenses	7	0
<b>Total Group B</b>	<b>13</b>	<b>0</b>



## Englewood Police Department - 2016

<b>2015 Population Estimate</b>	<b>1,529</b>
<b>Offense Overview</b>	
Offense Total	169
Number Cleared	91
Percent Cleared	53.85 %
Group A Crimes per 100,000 population	11,053.0
<b>Arrest Overview</b>	
Total Arrests	112
Adult Arrests	111
Juvenile Arrests	1
Unknown Age	0
Arrests per 100,000 population	7,325.0
Average number offenses/incident	1.21

Domestic Violence Victims		
Offense	Reported	Cleared
Murder	1	1
Aggravated Assault	2	2
Simple Assault	16	12
Intimidation	0	0
Stalking	0	0
Forcible Rape	0	0
Forcible Sodomy	0	0
Sexual Assault W/Object	0	0
Forcible Fondling	0	0
Incest	0	0
Statutory Rape	0	0
Kidnapping/Abduction	0	0
<b>Total</b>	<b>19</b>	<b>15</b>

TIBRS Group B Arrests		
Offense	Adult	Juvenile
Bad Checks	0	0
Curfew/Vagrancy	0	0
Disorderly Conduct	0	0
DUI	11	0
Drunkenness	1	0
Family-Non Violent	1	0
Liquor Law Violations	2	1
Peeping Tom	0	0
Trespass	1	0
All Other Offenses	20	0
<b>Total Group B</b>	<b>36</b>	<b>1</b>

TIBRS Group A Offenses	Offenses		Arrests	
	Reported	Cleared	Adult	Juvenile
<b>Crimes Against Persons</b>				
Murder	1	1	1	0
Negligent Manslaughter	0	0	0	0
Negligent Vehicular Manslaughter	0	0	0	0
Kidnapping/Abduction	0	0	0	0
Forcible Rape	0	0	0	0
Forcible Sodomy	0	0	0	0
Sexual Assault W/Object	0	0	0	0
Forcible Fondling	0	0	0	0
Incest	0	0	0	0
Statutory Rape	0	0	0	0
Aggravated Assault	5	3	2	0
Simple Assault	19	13	12	0
Intimidation	4	0	0	0
Stalking	1	0	0	0
Commercial Sex Acts	0	0	0	0
Involuntary Servitude	0	0	0	0
<b>Crimes Against Property</b>				
Arson	0	0	0	0
Bribery	0	0	0	0
Burglary	19	2	3	0
Counterfeiting/Forgery	1	0	0	0
Destruction/Damage/Vandalism	9	1	0	0
Embezzlement	0	0	0	0
Extortion/Blackmail	0	0	0	0
Fraud - Computer Hacking/Invasion	0	0	0	0
Fraud - Credit Card/ATM	6	0	0	0
Fraud - False Pretenses	4	0	0	0
Fraud - Identity Theft	1	0	0	0
Fraud - Impersonation	0	0	0	0
Fraud - Welfare	0	0	0	0
Fraud - Wire	1	0	0	0
Motor Vehicle Theft	4	2	2	0
Robbery	0	0	0	0
Stolen Property Offenses	2	2	2	0
Theft - Pocket-picking	0	0	0	0
Theft - Purse Snatching	0	0	0	0
Theft - Shoplifting	2	2	2	0
Theft From Building	7	1	1	0
Theft From Coin Machine	1	0	0	0
Theft From Motor Vehicle	7	4	4	0
Theft of Motor Vehicle Parts	0	0	0	0
Theft - All Other Larceny	11	0	0	0
<b>Crimes Against Society</b>				
Animal Cruelty	1	0	0	0
Drug/Narcotic Violations	39	38	42	0
Drug/Narcotic Equipment Violations	22	21	4	0
Gambling - Betting/Wagering	0	0	0	0
Gambling - Operating/Promoting	0	0	0	0
Gambling - Equipment Violations	0	0	0	0
Gambling - Sports Tampering	0	0	0	0
Pornography/Obscene Material	0	0	0	0
Prostitution	0	0	0	0
Prostitution Assisting/Promoting	0	0	0	0
Purchasing Prostitution	0	0	0	0
Weapon Law Violations	2	1	0	0
<b>Total Group A Offenses</b>	<b>169</b>	<b>91</b>	<b>75</b>	<b>0</b>



## Erin Police Department - 2016

2015 Population Estimate	1,295	TIBRS Group A Offenses	Offenses		Arrests	
			Reported	Cleared	Adult	Juvenile
<b>Offense Overview</b>		<b>Crimes Against Persons</b>				
Offense Total	109	Murder	0	0	0	0
Number Cleared	81	Negligent Manslaughter	0	0	0	0
Percent Cleared	74.31 %	Negligent Vehicular Manslaughter	0	0	0	0
Group A Crimes per 100,000 population	8,417.0	Kidnapping/Abduction	0	0	0	0
		Forcible Rape	0	0	0	0
		Forcible Sodomy	1	0	0	0
		Sexual Assault W/Object	0	0	0	0
		Forcible Fondling	0	0	0	0
		Incest	0	0	0	0
		Statutory Rape	0	0	0	0
		Aggravated Assault	4	4	3	0
		Simple Assault	14	11	9	1
		Intimidation	4	3	3	0
		Stalking	2	2	2	0
		Commercial Sex Acts	0	0	0	0
		Involuntary Servitude	0	0	0	0
		<b>Crimes Against Property</b>				
		Arson	0	0	0	0
		Bribery	0	0	0	0
		Burglary	6	1	1	0
		Counterfeiting/Forgery	2	1	1	0
		Destruction/Damage/Vandalism	8	2	1	0
		Embezzlement	0	0	0	0
		Extortion/Blackmail	0	0	0	0
		Fraud - Computer Hacking/Invasion	0	0	0	0
		Fraud - Credit Card/ATM	0	0	0	0
		Fraud - False Pretenses	1	1	1	0
		Fraud - Identity Theft	0	0	0	0
		Fraud - Impersonation	0	0	0	0
		Fraud - Welfare	0	0	0	0
		Fraud - Wire	0	0	0	0
		Motor Vehicle Theft	1	0	0	0
		Robbery	0	0	0	0
		Stolen Property Offenses	1	1	0	0
		Theft - Pocket-picking	0	0	0	0
		Theft - Purse Snatching	0	0	0	0
		Theft - Shoplifting	4	2	2	0
		Theft From Building	4	1	1	0
		Theft From Coin Machine	0	0	0	0
		Theft From Motor Vehicle	1	0	0	0
		Theft of Motor Vehicle Parts	0	0	0	0
		Theft - All Other Larceny	3	0	0	0
		<b>Crimes Against Society</b>				
		Animal Cruelty	0	0	0	0
		Drug/Narcotic Violations	30	29	33	3
		Drug/Narcotic Equipment Violations	19	19	23	0
		Gambling - Betting/Wagering	0	0	0	0
		Gambling - Operating/Promoting	0	0	0	0
		Gambling - Equipment Violations	0	0	0	0
		Gambling - Sports Tampering	0	0	0	0
		Pornography/Obscene Material	0	0	0	0
		Prostitution	0	0	0	0
		Prostitution Assisting/Promoting	0	0	0	0
		Purchasing Prostitution	0	0	0	0
		Weapon Law Violations	4	4	1	0
		<b>Total Group A Offenses</b>	<b>109</b>	<b>81</b>	<b>81</b>	<b>4</b>

Domestic Violence Victims		
Offense	Reported	Cleared
Murder	0	0
Aggravated Assault	1	1
Simple Assault	7	7
Intimidation	2	2
Stalking	0	0
Forcible Rape	0	0
Forcible Sodomy	1	0
Sexual Assault W/Object	0	0
Forcible Fondling	0	0
Incest	0	0
Statutory Rape	0	0
Kidnapping/Abduction	0	0
<b>Total</b>	<b>11</b>	<b>10</b>

TIBRS Group B Arrests		
Offense	Adult	Juvenile
Bad Checks	0	0
Curfew/Vagrancy	0	0
Disorderly Conduct	11	0
DUI	14	1
Drunkenness	7	0
Family-Non Violent	0	0
Liquor Law Violations	7	0
Peeping Tom	0	0
Trespass	0	0
All Other Offenses	0	0
<b>Total Group B</b>	<b>39</b>	<b>1</b>



## Erwin Police Department - 2016

2015 Population Estimate	5,979	TIBRS Group A Offenses	Offenses		Arrests	
			Reported	Cleared	Adult	Juvenile
<b>Offense Overview</b>		<b>Crimes Against Persons</b>				
Offense Total	223	Murder	0	0	0	0
Number Cleared	167	Negligent Manslaughter	0	0	0	0
Percent Cleared	74.89 %	Negligent Vehicular Manslaughter	0	0	0	0
Group A Crimes per 100,000 population	3,729.7	Kidnapping/Abduction	2	2	2	0
		Forcible Rape	0	0	0	0
		Forcible Sodomy	0	0	0	0
		Sexual Assault W/Object	0	0	0	0
		Forcible Fondling	1	0	0	0
		Incest	0	0	0	0
		Statutory Rape	0	0	0	0
		Aggravated Assault	7	7	6	0
		Simple Assault	43	39	20	1
		Intimidation	27	22	5	1
		Stalking	3	3	1	0
		Commercial Sex Acts	0	0	0	0
		Involuntary Servitude	0	0	0	0
<b>Arrest Overview</b>		<b>Crimes Against Property</b>				
Total Arrests	186	Arson	1	1	1	0
Adult Arrests	170	Bribery	0	0	0	0
Juvenile Arrests	16	Burglary	5	3	1	0
Unknown Age	0	Counterfeiting/Forgery	1	1	1	0
Arrests per 100,000 population	3,110.9	Destruction/Damage/Vandalism	23	8	3	3
Average number offenses/incident	1.01	Embezzlement	2	2	2	0
		Extortion/Blackmail	0	0	0	0
		Fraud - Computer Hacking/Invasion	0	0	0	0
		Fraud - Credit Card/ATM	1	1	1	0
		Fraud - False Pretenses	7	5	4	0
		Fraud - Identity Theft	0	0	0	0
		Fraud - Impersonation	0	0	0	0
		Fraud - Welfare	0	0	0	0
		Fraud - Wire	0	0	0	0
		Motor Vehicle Theft	9	8	7	0
		Robbery	0	0	0	0
		Stolen Property Offenses	1	1	0	0
		Theft - Pocket-picking	0	0	0	0
		Theft - Purse Snatching	0	0	0	0
		Theft - Shoplifting	6	3	4	0
		Theft From Building	17	11	5	0
		Theft From Coin Machine	0	0	0	0
		Theft From Motor Vehicle	12	3	2	0
		Theft of Motor Vehicle Parts	5	3	4	0
		Theft - All Other Larceny	8	2	2	0
		<b>Crimes Against Society</b>				
		Animal Cruelty	0	0	0	0
		Drug/Narcotic Violations	26	26	21	2
		Drug/Narcotic Equipment Violations	12	12	10	1
		Gambling - Betting/Wagering	0	0	0	0
		Gambling - Operating/Promoting	0	0	0	0
		Gambling - Equipment Violations	0	0	0	0
		Gambling - Sports Tampering	0	0	0	0
		Pornography/Obscene Material	0	0	0	0
		Prostitution	0	0	0	0
		Prostitution Assisting/Promoting	0	0	0	0
		Purchasing Prostitution	0	0	0	0
		Weapon Law Violations	4	4	3	0
		<b>Total Group A Offenses</b>	<b>223</b>	<b>167</b>	<b>105</b>	<b>8</b>

Domestic Violence Victims		
Offense	Reported	Cleared
Murder	0	0
Aggravated Assault	6	6
Simple Assault	28	27
Intimidation	12	10
Stalking	0	0
Forcible Rape	0	0
Forcible Sodomy	0	0
Sexual Assault W/Object	0	0
Forcible Fondling	1	0
Incest	0	0
Statutory Rape	0	0
Kidnapping/Abduction	2	2
<b>Total</b>	<b>49</b>	<b>45</b>

TIBRS Group B Arrests		
Offense	Adult	Juvenile
Bad Checks	0	0
Curfew/Vagrancy	0	0
Disorderly Conduct	0	0
DUI	23	0
Drunkenness	29	0
Family-Non Violent	0	4
Liquor Law Violations	0	1
Peeping Tom	0	0
Trespass	4	2
All Other Offenses	9	1
<b>Total Group B</b>	<b>65</b>	<b>8</b>



## Estill Springs Police Department - 2016

<b>2015 Population Estimate</b>	<b>2,044</b>
<b>Offense Overview</b>	
Offense Total	172
Number Cleared	115
Percent Cleared	66.86 %
Group A Crimes per 100,000 population	8,414.9
<b>Arrest Overview</b>	
Total Arrests	104
Adult Arrests	100
Juvenile Arrests	4
Unknown Age	0
Arrests per 100,000 population	5,088.1
Average number offenses/incident	1.30

Domestic Violence Victims		
Offense	Reported	Cleared
Murder	0	0
Aggravated Assault	5	4
Simple Assault	25	17
Intimidation	1	0
Stalking	0	0
Forcible Rape	0	0
Forcible Sodomy	0	0
Sexual Assault W/Object	0	0
Forcible Fondling	1	0
Incest	0	0
Statutory Rape	0	0
Kidnapping/Abduction	1	1
<b>Total</b>	<b>33</b>	<b>22</b>

TIBRS Group B Arrests		
Offense	Adult	Juvenile
Bad Checks	0	0
Curfew/Vagrancy	0	0
Disorderly Conduct	0	0
DUI	14	0
Drunkenness	3	0
Family-Non Violent	0	0
Liquor Law Violations	0	0
Peeping Tom	0	0
Trespass	0	0
All Other Offenses	6	1
<b>Total Group B</b>	<b>23</b>	<b>1</b>

TIBRS Group A Offenses	Offenses		Arrests	
	Reported	Cleared	Adult	Juvenile
<b>Crimes Against Persons</b>				
Murder	0	0	0	0
Negligent Manslaughter	0	0	0	0
Negligent Vehicular Manslaughter	0	0	0	0
Kidnapping/Abduction	1	1	1	0
Forcible Rape	1	0	0	0
Forcible Sodomy	0	0	0	0
Sexual Assault W/Object	0	0	0	0
Forcible Fondling	1	0	0	0
Incest	0	0	0	0
Statutory Rape	0	0	0	0
Aggravated Assault	12	6	2	0
Simple Assault	29	18	13	1
Intimidation	3	0	0	0
Stalking	0	0	0	0
Commercial Sex Acts	0	0	0	0
Involuntary Servitude	0	0	0	0
<b>Crimes Against Property</b>				
Arson	0	0	0	0
Bribery	0	0	0	0
Burglary	2	2	2	0
Counterfeiting/Forgery	0	0	0	0
Destruction/Damage/Vandalism	11	4	3	0
Embezzlement	2	0	0	0
Extortion/Blackmail	0	0	0	0
Fraud - Computer Hacking/Invasion	0	0	0	0
Fraud - Credit Card/ATM	0	0	0	0
Fraud - False Pretenses	0	0	0	0
Fraud - Identity Theft	0	0	0	0
Fraud - Impersonation	0	0	0	0
Fraud - Welfare	0	0	0	0
Fraud - Wire	0	0	0	0
Motor Vehicle Theft	1	0	0	0
Robbery	0	0	0	0
Stolen Property Offenses	0	0	0	0
Theft - Pocket-picking	0	0	0	0
Theft - Purse Snatching	0	0	0	0
Theft - Shoplifting	0	0	0	0
Theft From Building	6	2	1	0
Theft From Coin Machine	0	0	0	0
Theft From Motor Vehicle	2	0	0	0
Theft of Motor Vehicle Parts	0	0	0	0
Theft - All Other Larceny	12	0	0	0
<b>Crimes Against Society</b>				
Animal Cruelty	0	0	0	0
Drug/Narcotic Violations	51	45	44	2
Drug/Narcotic Equipment Violations	35	34	10	0
Gambling - Betting/Wagering	0	0	0	0
Gambling - Operating/Promoting	0	0	0	0
Gambling - Equipment Violations	0	0	0	0
Gambling - Sports Tampering	0	0	0	0
Pornography/Obscene Material	0	0	0	0
Prostitution	0	0	0	0
Prostitution Assisting/Promoting	0	0	0	0
Purchasing Prostitution	0	0	0	0
Weapon Law Violations	3	3	1	0
<b>Total Group A Offenses</b>	<b>172</b>	<b>115</b>	<b>77</b>	<b>3</b>



# Ethridge Police Department - 2016

<b>2015 Population Estimate</b>	<b>474</b>
<b>Offense Overview</b>	
Offense Total	21
Number Cleared	8
Percent Cleared	38.10 %
Group A Crimes per 100,000 population	4,430.4
<b>Arrest Overview</b>	
Total Arrests	16
Adult Arrests	16
Juvenile Arrests	0
Unknown Age	0
Arrests per 100,000 population	3,375.5
Average number offenses/incident	1.11

Domestic Violence Victims		
Offense	Reported	Cleared
Murder	0	0
Aggravated Assault	0	0
Simple Assault	1	1
Intimidation	1	0
Stalking	0	0
Forcible Rape	0	0
Forcible Sodomy	0	0
Sexual Assault W/Object	0	0
Forcible Fondling	0	0
Incest	0	0
Statutory Rape	0	0
Kidnapping/Abduction	0	0
<b>Total</b>	<b>2</b>	<b>1</b>

TIBRS Group B Arrests		
Offense	Adult	Juvenile
Bad Checks	0	0
Curfew/Vagrancy	0	0
Disorderly Conduct	0	0
DUI	3	0
Drunkenness	7	0
Family-Non Violent	0	0
Liquor Law Violations	0	0
Peeping Tom	0	0
Trespass	0	0
All Other Offenses	0	0
<b>Total Group B</b>	<b>10</b>	<b>0</b>

	Offenses		Arrests	
	Reported	Cleared	Adult	Juvenile
<b>TIBRS Group A Offenses</b>				
<b>Crimes Against Persons</b>				
Murder	0	0	0	0
Negligent Manslaughter	0	0	0	0
Negligent Vehicular Manslaughter	0	0	0	0
Kidnapping/Abduction	0	0	0	0
Forcible Rape	0	0	0	0
Forcible Sodomy	0	0	0	0
Sexual Assault W/Object	0	0	0	0
Forcible Fondling	0	0	0	0
Incest	0	0	0	0
Statutory Rape	0	0	0	0
Aggravated Assault	2	2	2	0
Simple Assault	1	1	1	0
Intimidation	1	0	0	0
Stalking	0	0	0	0
Commercial Sex Acts	0	0	0	0
Involuntary Servitude	0	0	0	0
<b>Crimes Against Property</b>				
Arson	0	0	0	0
Bribery	0	0	0	0
Burglary	6	0	0	0
Counterfeiting/Forgery	1	0	0	0
Destruction/Damage/Vandalism	1	0	0	0
Embezzlement	0	0	0	0
Extortion/Blackmail	0	0	0	0
Fraud - Computer Hacking/Invasion	0	0	0	0
Fraud - Credit Card/ATM	0	0	0	0
Fraud - False Pretenses	0	0	0	0
Fraud - Identity Theft	0	0	0	0
Fraud - Impersonation	0	0	0	0
Fraud - Welfare	0	0	0	0
Fraud - Wire	0	0	0	0
Motor Vehicle Theft	0	0	0	0
Robbery	0	0	0	0
Stolen Property Offenses	0	0	0	0
Theft - Pocket-picking	0	0	0	0
Theft - Purse Snatching	0	0	0	0
Theft - Shoplifting	0	0	0	0
Theft From Building	0	0	0	0
Theft From Coin Machine	0	0	0	0
Theft From Motor Vehicle	0	0	0	0
Theft of Motor Vehicle Parts	0	0	0	0
Theft - All Other Larceny	3	0	0	0
<b>Crimes Against Society</b>				
Animal Cruelty	0	0	0	0
Drug/Narcotic Violations	3	3	3	0
Drug/Narcotic Equipment Violations	2	2	0	0
Gambling - Betting/Wagering	0	0	0	0
Gambling - Operating/Promoting	0	0	0	0
Gambling - Equipment Violations	0	0	0	0
Gambling - Sports Tampering	0	0	0	0
Pornography/Obscene Material	0	0	0	0
Prostitution	0	0	0	0
Prostitution Assisting/Promoting	0	0	0	0
Purchasing Prostitution	0	0	0	0
Weapon Law Violations	1	0	0	0
<b>Total Group A Offenses</b>	<b>21</b>	<b>8</b>	<b>6</b>	<b>0</b>





## Etowah Police Department - 2016

<b>2015 Population Estimate</b>	<b>3,500</b>
<b>Offense Overview</b>	
Offense Total	359
Number Cleared	230
Percent Cleared	64.07 %
Group A Crimes per 100,000 population	10,257.1
<b>Arrest Overview</b>	
Total Arrests	252
Adult Arrests	229
Juvenile Arrests	23
Unknown Age	0
Arrests per 100,000 population	7,200.0
Average number offenses/incident	1.17

Domestic Violence Victims		
Offense	Reported	Cleared
Murder	0	0
Aggravated Assault	5	5
Simple Assault	35	34
Intimidation	5	3
Stalking	0	0
Forcible Rape	0	0
Forcible Sodomy	0	0
Sexual Assault W/Object	0	0
Forcible Fondling	0	0
Incest	0	0
Statutory Rape	0	0
Kidnapping/Abduction	0	0
<b>Total</b>	<b>45</b>	<b>42</b>

TIBRS Group B Arrests		
Offense	Adult	Juvenile
Bad Checks	0	0
Curfew/Vagrancy	0	0
Disorderly Conduct	0	0
DUI	22	0
Drunkenness	13	0
Family-Non Violent	2	0
Liquor Law Violations	5	12
Peeping Tom	0	0
Trespass	0	0
All Other Offenses	10	1
<b>Total Group B</b>	<b>52</b>	<b>13</b>

TIBRS Group A Offenses	Offenses		Arrests	
	Reported	Cleared	Adult	Juvenile
<b>Crimes Against Persons</b>				
Murder	0	0	0	0
Negligent Manslaughter	0	0	0	0
Negligent Vehicular Manslaughter	0	0	0	0
Kidnapping/Abduction	0	0	0	0
Forcible Rape	0	0	0	0
Forcible Sodomy	0	0	0	0
Sexual Assault W/Object	0	0	0	0
Forcible Fondling	0	0	0	0
Incest	0	0	0	0
Statutory Rape	0	0	0	0
Aggravated Assault	16	14	9	1
Simple Assault	56	46	35	3
Intimidation	14	8	2	0
Stalking	1	1	1	0
Commercial Sex Acts	0	0	0	0
Involuntary Servitude	0	0	0	0
<b>Crimes Against Property</b>				
Arson	2	0	0	0
Bribery	0	0	0	0
Burglary	20	6	3	0
Counterfeiting/Forgery	5	2	2	0
Destruction/Damage/Vandalism	41	3	0	2
Embezzlement	0	0	0	0
Extortion/Blackmail	0	0	0	0
Fraud - Computer Hacking/Invasion	0	0	0	0
Fraud - Credit Card/ATM	1	1	1	0
Fraud - False Pretenses	3	2	3	0
Fraud - Identity Theft	0	0	0	0
Fraud - Impersonation	7	6	5	0
Fraud - Welfare	0	0	0	0
Fraud - Wire	0	0	0	0
Motor Vehicle Theft	9	3	3	0
Robbery	0	0	0	0
Stolen Property Offenses	1	1	1	0
Theft - Pocket-picking	0	0	0	0
Theft - Purse Snatching	0	0	0	0
Theft - Shoplifting	23	21	19	0
Theft From Building	27	1	0	0
Theft From Coin Machine	0	0	0	0
Theft From Motor Vehicle	8	3	3	0
Theft of Motor Vehicle Parts	1	0	0	0
Theft - All Other Larceny	15	3	3	0
<b>Crimes Against Society</b>				
Animal Cruelty	0	0	0	0
Drug/Narcotic Violations	75	75	80	2
Drug/Narcotic Equipment Violations	28	28	5	0
Gambling - Betting/Wagering	0	0	0	0
Gambling - Operating/Promoting	0	0	0	0
Gambling - Equipment Violations	0	0	0	0
Gambling - Sports Tampering	0	0	0	0
Pornography/Obscene Material	0	0	0	0
Prostitution	0	0	0	0
Prostitution Assisting/Promoting	0	0	0	0
Purchasing Prostitution	0	0	0	0
Weapon Law Violations	6	6	2	2
<b>Total Group A Offenses</b>	<b>359</b>	<b>230</b>	<b>177</b>	<b>10</b>



## Fairview Police Department - 2016

2015 Population Estimate	8,331	TIBRS Group A Offenses	Offenses		Arrests	
			Reported	Cleared	Adult	Juvenile
<b>Offense Overview</b>		<b>Crimes Against Persons</b>				
Offense Total	531	Murder	0	0	1	0
Number Cleared	348	Negligent Manslaughter	0	0	0	0
Percent Cleared	65.54 %	Negligent Vehicular Manslaughter	0	0	0	0
Group A Crimes per 100,000 population	6,373.8	Kidnapping/Abduction	1	1	0	0
		Forcible Rape	5	3	1	0
		Forcible Sodomy	0	0	0	0
		Sexual Assault W/Object	0	0	0	0
		Forcible Fondling	1	0	0	0
		Incest	0	0	0	0
		Statutory Rape	0	0	0	0
		Aggravated Assault	22	18	10	2
		Simple Assault	70	57	36	5
		Intimidation	14	3	2	0
		Stalking	1	0	0	0
		Commercial Sex Acts	0	0	0	0
		Involuntary Servitude	0	0	0	0
		<b>Crimes Against Property</b>				
		Arson	0	0	0	0
		Bribery	0	0	0	0
		Burglary	7	3	2	0
		Counterfeiting/Forgery	13	5	3	0
		Destruction/Damage/Vandalism	31	4	0	0
		Embezzlement	1	1	1	0
		Extortion/Blackmail	3	1	1	0
		Fraud - Computer Hacking/Invasion	0	0	0	0
		Fraud - Credit Card/ATM	7	1	0	0
		Fraud - False Pretenses	10	1	1	0
		Fraud - Identity Theft	1	0	0	0
		Fraud - Impersonation	8	4	4	0
		Fraud - Welfare	0	0	0	0
		Fraud - Wire	1	0	0	0
		Motor Vehicle Theft	7	5	3	0
		Robbery	2	0	0	0
		Stolen Property Offenses	2	2	1	0
		Theft - Pocket-picking	0	0	0	0
		Theft - Purse Snatching	0	0	0	0
		Theft - Shoplifting	87	59	70	3
		Theft From Building	18	9	9	1
		Theft From Coin Machine	0	0	0	0
		Theft From Motor Vehicle	13	1	1	0
		Theft of Motor Vehicle Parts	1	0	0	0
		Theft - All Other Larceny	27	5	3	2
		<b>Crimes Against Society</b>				
		Animal Cruelty	0	0	0	0
		Drug/Narcotic Violations	87	83	76	5
		Drug/Narcotic Equipment Violations	82	76	29	1
		Gambling - Betting/Wagering	0	0	0	0
		Gambling - Operating/Promoting	0	0	0	0
		Gambling - Equipment Violations	0	0	0	0
		Gambling - Sports Tampering	0	0	0	0
		Pornography/Obscene Material	7	4	0	0
		Prostitution	1	1	1	0
		Prostitution Assisting/Promoting	0	0	0	0
		Purchasing Prostitution	0	0	0	0
		Weapon Law Violations	1	1	1	0
		<b>Total Group A Offenses</b>	<b>531</b>	<b>348</b>	<b>256</b>	<b>19</b>

Domestic Violence Victims		
Offense	Reported	Cleared
Murder	0	0
Aggravated Assault	8	8
Simple Assault	50	43
Intimidation	7	2
Stalking	1	0
Forcible Rape	2	2
Forcible Sodomy	0	0
Sexual Assault W/Object	0	0
Forcible Fondling	1	0
Incest	0	0
Statutory Rape	0	0
Kidnapping/Abduction	1	1
<b>Total</b>	<b>70</b>	<b>56</b>

TIBRS Group B Arrests		
Offense	Adult	Juvenile
Bad Checks	6	0
Curfew/Vagrancy	0	1
Disorderly Conduct	5	1
DUI	26	0
Drunkenness	28	1
Family-Non Violent	0	0
Liquor Law Violations	3	0
Peeping Tom	0	0
Trespass	7	0
All Other Offenses	229	7
<b>Total Group B</b>	<b>304</b>	<b>10</b>



## Fayetteville Police Department - 2016

2015 Population Estimate	7,121	TIBRS Group A Offenses	Offenses		Arrests	
			Reported	Cleared	Adult	Juvenile
<b>Offense Overview</b>		<b>Crimes Against Persons</b>				
Offense Total	1,193	Murder	0	0	0	0
Number Cleared	582	Negligent Manslaughter	0	0	0	0
Percent Cleared	48.78 %	Negligent Vehicular Manslaughter	0	0	0	0
Group A Crimes per 100,000 population	16,753.3	Kidnapping/Abduction	1	1	2	0
		Forcible Rape	4	2	2	0
		Forcible Sodomy	0	0	0	0
		Sexual Assault W/Object	0	0	0	0
		Forcible Fondling	2	1	0	0
		Incest	0	0	0	0
		Statutory Rape	0	0	0	0
		Aggravated Assault	68	44	27	3
		Simple Assault	178	128	63	6
		Intimidation	89	39	6	0
		Stalking	2	0	0	0
		Commercial Sex Acts	0	0	0	0
		Involuntary Servitude	0	0	0	0
		<b>Crimes Against Property</b>				
		Arson	4	2	1	1
		Bribery	1	1	0	0
		Burglary	61	17	17	1
		Counterfeiting/Forgery	15	5	7	0
		Destruction/Damage/Vandalism	160	35	11	2
		Embezzlement	14	8	5	0
		Extortion/Blackmail	0	0	0	0
		Fraud - Computer Hacking/Invasion	0	0	0	0
		Fraud - Credit Card/ATM	23	5	0	3
		Fraud - False Pretenses	42	13	6	0
		Fraud - Identity Theft	1	0	0	0
		Fraud - Impersonation	3	2	1	0
		Fraud - Welfare	0	0	0	0
		Fraud - Wire	0	0	0	0
		Motor Vehicle Theft	16	8	2	1
		Robbery	6	2	3	0
		Stolen Property Offenses	3	3	4	0
		Theft - Pocket-picking	0	0	0	0
		Theft - Purse Snatching	1	0	0	0
		Theft - Shoplifting	97	75	74	7
		Theft From Building	86	13	5	1
		Theft From Coin Machine	1	0	0	0
		Theft From Motor Vehicle	72	8	3	0
		Theft of Motor Vehicle Parts	12	2	0	0
		Theft - All Other Larceny	61	7	7	1
		<b>Crimes Against Society</b>				
		Animal Cruelty	0	0	0	0
		Drug/Narcotic Violations	86	82	73	7
		Drug/Narcotic Equipment Violations	51	48	16	0
		Gambling - Betting/Wagering	0	0	0	0
		Gambling - Operating/Promoting	0	0	0	0
		Gambling - Equipment Violations	0	0	0	0
		Gambling - Sports Tampering	0	0	0	0
		Pornography/Obscene Material	0	0	0	0
		Prostitution	6	6	6	0
		Prostitution Assisting/Promoting	3	3	3	0
		Purchasing Prostitution	9	9	9	0
		Weapon Law Violations	15	13	4	0
		<b>Total Group A Offenses</b>	<b>1,193</b>	<b>582</b>	<b>357</b>	<b>33</b>

Domestic Violence Victims		
Offense	Reported	Cleared
Murder	0	0
Aggravated Assault	31	23
Simple Assault	91	76
Intimidation	28	15
Stalking	0	0
Forcible Rape	2	1
Forcible Sodomy	0	0
Sexual Assault W/Object	0	0
Forcible Fondling	0	0
Incest	0	0
Statutory Rape	0	0
Kidnapping/Abduction	1	1
<b>Total</b>	<b>153</b>	<b>116</b>

TIBRS Group B Arrests		
Offense	Adult	Juvenile
Bad Checks	11	0
Curfew/Vagrancy	0	11
Disorderly Conduct	35	9
DUI	21	1
Drunkenness	27	0
Family-Non Violent	0	0
Liquor Law Violations	6	2
Peeping Tom	0	0
Trespass	6	0
All Other Offenses	86	4
<b>Total Group B</b>	<b>192</b>	<b>27</b>



# Franklin Police Department - 2016

<b>2015 Population Estimate</b>	<b>72,639</b>
<b>Offense Overview</b>	
Offense Total	3,148
Number Cleared	1,387
Percent Cleared	44.06 %
Group A Crimes per 100,000 population	4,333.8
<b>Arrest Overview</b>	
Total Arrests	1,695
Adult Arrests	1,416
Juvenile Arrests	279
Unknown Age	0
Arrests per 100,000 population	2,333.5
Average number offenses/incident	1.21

Domestic Violence Victims		
Offense	Reported	Cleared
Murder	0	0
Aggravated Assault	46	37
Simple Assault	267	137
Intimidation	18	8
Stalking	11	5
Forcible Rape	8	3
Forcible Sodomy	0	0
Sexual Assault W/Object	0	0
Forcible Fondling	3	0
Incest	0	0
Statutory Rape	0	0
Kidnapping/Abduction	7	5
<b>Total</b>	<b>360</b>	<b>195</b>

TIBRS Group B Arrests		
Offense	Adult	Juvenile
Bad Checks	1	0
Curfew/Vagrancy	0	14
Disorderly Conduct	35	60
DUI	159	1
Drunkenness	87	1
Family-Non Violent	2	0
Liquor Law Violations	29	10
Peeping Tom	0	0
Trespass	31	2
All Other Offenses	75	21
<b>Total Group B</b>	<b>419</b>	<b>109</b>

TIBRS Group A Offenses	Offenses		Arrests	
	Reported	Cleared	Adult	Juvenile
<b>Crimes Against Persons</b>				
Murder	0	0	0	0
Negligent Manslaughter	1	1	1	0
Negligent Vehicular Manslaughter	0	0	0	0
Kidnapping/Abduction	15	7	6	0
Forcible Rape	19	6	2	0
Forcible Sodomy	1	0	0	0
Sexual Assault W/Object	1	0	0	0
Forcible Fondling	16	6	1	0
Incest	0	0	0	0
Statutory Rape	6	1	1	0
Aggravated Assault	114	71	47	1
Simple Assault	380	188	140	13
Intimidation	67	19	14	2
Stalking	19	9	8	0
Commercial Sex Acts	1	1	0	0
Involuntary Servitude	0	0	0	0
<b>Crimes Against Property</b>				
Arson	2	0	0	0
Bribery	1	0	0	0
Burglary	83	14	14	2
Counterfeiting/Forgery	63	21	18	2
Destruction/Damage/Vandalism	181	35	16	7
Embezzlement	43	22	20	0
Extortion/Blackmail	5	0	0	0
Fraud - Computer Hacking/Invasion	1	0	0	0
Fraud - Credit Card/ATM	157	20	10	0
Fraud - False Pretenses	165	26	12	0
Fraud - Identity Theft	52	5	2	0
Fraud - Impersonation	82	17	5	0
Fraud - Welfare	2	0	0	0
Fraud - Wire	0	0	0	0
Motor Vehicle Theft	33	8	6	0
Robbery	19	7	7	1
Stolen Property Offenses	14	12	10	1
Theft - Pocket-picking	4	0	0	0
Theft - Purse Snatching	0	0	0	0
Theft - Shoplifting	363	265	249	82
Theft From Building	196	31	29	1
Theft From Coin Machine	0	0	0	0
Theft From Motor Vehicle	199	12	8	7
Theft of Motor Vehicle Parts	96	1	0	0
Theft - All Other Larceny	119	19	13	2
<b>Crimes Against Society</b>				
Animal Cruelty	0	0	0	0
Drug/Narcotic Violations	355	313	283	42
Drug/Narcotic Equipment Violations	223	210	54	5
Gambling - Betting/Wagering	0	0	0	0
Gambling - Operating/Promoting	0	0	0	0
Gambling - Equipment Violations	0	0	0	0
Gambling - Sports Tampering	0	0	0	0
Pornography/Obscene Material	10	2	0	1
Prostitution	10	10	9	0
Prostitution Assisting/Promoting	7	6	5	0
Purchasing Prostitution	0	0	0	0
Weapon Law Violations	23	22	7	1
<b>Total Group A Offenses</b>	<b>3,148</b>	<b>1,387</b>	<b>997</b>	<b>170</b>



## Friendship Police Department - 2016

<b>2015 Population Estimate</b>	<b>668</b>
<b>Offense Overview</b>	
Offense Total	20
Number Cleared	8
Percent Cleared	40.00 %
Group A Crimes per 100,000 population	2,994.0
<b>Arrest Overview</b>	
Total Arrests	7
Adult Arrests	7
Juvenile Arrests	0
Unknown Age	0
Arrests per 100,000 population	1,047.9
Average number offenses/incident	1.18

Domestic Violence Victims		
Offense	Reported	Cleared
Murder	0	0
Aggravated Assault	1	1
Simple Assault	2	2
Intimidation	0	0
Stalking	0	0
Forcible Rape	0	0
Forcible Sodomy	0	0
Sexual Assault W/Object	0	0
Forcible Fondling	0	0
Incest	0	0
Statutory Rape	0	0
Kidnapping/Abduction	0	0
<b>Total</b>	<b>3</b>	<b>3</b>

TIBRS Group B Arrests		
Offense	Adult	Juvenile
Bad Checks	0	0
Curfew/Vagrancy	0	0
Disorderly Conduct	0	0
DUI	0	0
Drunkenness	0	0
Family-Non Violent	0	0
Liquor Law Violations	0	0
Peeping Tom	0	0
Trespass	0	0
All Other Offenses	0	0
<b>Total Group B</b>	<b>0</b>	<b>0</b>

TIBRS Group A Offenses	Offenses		Arrests	
	Reported	Cleared	Adult	Juvenile
<b>Crimes Against Persons</b>				
Murder	0	0	0	0
Negligent Manslaughter	0	0	0	0
Negligent Vehicular Manslaughter	0	0	0	0
Kidnapping/Abduction	0	0	0	0
Forcible Rape	0	0	0	0
Forcible Sodomy	0	0	0	0
Sexual Assault W/Object	0	0	0	0
Forcible Fondling	0	0	0	0
Incest	0	0	0	0
Statutory Rape	0	0	0	0
Aggravated Assault	1	1	2	0
Simple Assault	3	3	3	0
Intimidation	0	0	0	0
Stalking	0	0	0	0
Commercial Sex Acts	0	0	0	0
Involuntary Servitude	0	0	0	0
<b>Crimes Against Property</b>				
Arson	0	0	0	0
Bribery	0	0	0	0
Burglary	5	0	0	0
Counterfeiting/Forgery	0	0	0	0
Destruction/Damage/Vandalism	6	2	1	0
Embezzlement	0	0	0	0
Extortion/Blackmail	0	0	0	0
Fraud - Computer Hacking/Invasion	0	0	0	0
Fraud - Credit Card/ATM	0	0	0	0
Fraud - False Pretenses	0	0	0	0
Fraud - Identity Theft	0	0	0	0
Fraud - Impersonation	0	0	0	0
Fraud - Welfare	0	0	0	0
Fraud - Wire	0	0	0	0
Motor Vehicle Theft	1	1	1	0
Robbery	0	0	0	0
Stolen Property Offenses	0	0	0	0
Theft - Pocket-picking	0	0	0	0
Theft - Purse Snatching	0	0	0	0
Theft - Shoplifting	1	0	0	0
Theft From Building	2	0	0	0
Theft From Coin Machine	0	0	0	0
Theft From Motor Vehicle	1	1	0	0
Theft of Motor Vehicle Parts	0	0	0	0
Theft - All Other Larceny	0	0	0	0
<b>Crimes Against Society</b>				
Animal Cruelty	0	0	0	0
Drug/Narcotic Violations	0	0	0	0
Drug/Narcotic Equipment Violations	0	0	0	0
Gambling - Betting/Wagering	0	0	0	0
Gambling - Operating/Promoting	0	0	0	0
Gambling - Equipment Violations	0	0	0	0
Gambling - Sports Tampering	0	0	0	0
Pornography/Obscene Material	0	0	0	0
Prostitution	0	0	0	0
Prostitution Assisting/Promoting	0	0	0	0
Purchasing Prostitution	0	0	0	0
Weapon Law Violations	0	0	0	0
<b>Total Group A Offenses</b>	<b>20</b>	<b>8</b>	<b>7</b>	<b>0</b>



## Gadsden Police Department - 2016

2015 Population Estimate	469	TIBRS Group A Offenses	Offenses		Arrests	
			Reported	Cleared	Adult	Juvenile
<b>Offense Overview</b>		<b>Crimes Against Persons</b>				
Offense Total	17	Murder	0	0	0	0
Number Cleared	2	Negligent Manslaughter	0	0	0	0
Percent Cleared	11.76 %	Negligent Vehicular Manslaughter	0	0	0	0
Group A Crimes per 100,000 population	3,624.7	Kidnapping/Abduction	0	0	0	0
		Forcible Rape	1	0	0	0
		Forcible Sodomy	0	0	0	0
		Sexual Assault W/Object	0	0	0	0
		Forcible Fondling	0	0	0	0
		Incest	0	0	0	0
		Statutory Rape	0	0	0	0
		Aggravated Assault	2	1	1	0
		Simple Assault	0	0	0	0
		Intimidation	5	0	0	0
		Stalking	0	0	0	0
		Commercial Sex Acts	0	0	0	0
		Involuntary Servitude	0	0	0	0
		<b>Crimes Against Property</b>				
		Arson	0	0	0	0
		Bribery	0	0	0	0
		Burglary	4	0	0	0
		Counterfeiting/Forgery	0	0	0	0
		Destruction/Damage/Vandalism	2	0	0	0
		Embezzlement	0	0	0	0
		Extortion/Blackmail	0	0	0	0
		Fraud - Computer Hacking/Invasion	0	0	0	0
		Fraud - Credit Card/ATM	0	0	0	0
		Fraud - False Pretenses	0	0	0	0
		Fraud - Identity Theft	0	0	0	0
		Fraud - Impersonation	0	0	0	0
		Fraud - Welfare	0	0	0	0
		Fraud - Wire	0	0	0	0
		Motor Vehicle Theft	0	0	0	0
		Robbery	0	0	0	0
		Stolen Property Offenses	0	0	0	0
		Theft - Pocket-picking	0	0	0	0
		Theft - Purse Snatching	0	0	0	0
		Theft - Shoplifting	0	0	0	0
		Theft From Building	1	0	0	0
		Theft From Coin Machine	0	0	0	0
		Theft From Motor Vehicle	0	0	0	0
		Theft of Motor Vehicle Parts	0	0	0	0
		Theft - All Other Larceny	2	1	1	0
		<b>Crimes Against Society</b>				
		Animal Cruelty	0	0	0	0
		Drug/Narcotic Violations	0	0	0	0
		Drug/Narcotic Equipment Violations	0	0	0	0
		Gambling - Betting/Wagering	0	0	0	0
		Gambling - Operating/Promoting	0	0	0	0
		Gambling - Equipment Violations	0	0	0	0
		Gambling - Sports Tampering	0	0	0	0
		Pornography/Obscene Material	0	0	0	0
		Prostitution	0	0	0	0
		Prostitution Assisting/Promoting	0	0	0	0
		Purchasing Prostitution	0	0	0	0
		Weapon Law Violations	0	0	0	0
		<b>Total Group A Offenses</b>	<b>17</b>	<b>2</b>	<b>2</b>	<b>0</b>

Domestic Violence Victims		
Offense	Reported	Cleared
Murder	0	0
Aggravated Assault	2	1
Simple Assault	0	0
Intimidation	2	0
Stalking	0	0
Forcible Rape	0	0
Forcible Sodomy	0	0
Sexual Assault W/Object	0	0
Forcible Fondling	0	0
Incest	0	0
Statutory Rape	0	0
Kidnapping/Abduction	0	0
<b>Total</b>	<b>4</b>	<b>1</b>

TIBRS Group B Arrests		
Offense	Adult	Juvenile
Bad Checks	0	0
Curfew/Vagrancy	0	0
Disorderly Conduct	1	0
DUI	1	0
Drunkenness	1	0
Family-Non Violent	0	0
Liquor Law Violations	0	0
Peeping Tom	0	0
Trespass	0	0
All Other Offenses	0	0
<b>Total Group B</b>	<b>3</b>	<b>0</b>



## Gainesboro Police Department - 2016

<b>2015 Population Estimate</b>	<b>955</b>
<b>Offense Overview</b>	
Offense Total	25
Number Cleared	13
Percent Cleared	52.00 %
Group A Crimes per 100,000 population	2,617.8
<b>Arrest Overview</b>	
Total Arrests	17
Adult Arrests	16
Juvenile Arrests	1
Unknown Age	0
Arrests per 100,000 population	1,780.1
Average number offenses/incident	1.04

Domestic Violence Victims		
Offense	Reported	Cleared
Murder	0	0
Aggravated Assault	0	0
Simple Assault	1	1
Intimidation	0	0
Stalking	0	0
Forcible Rape	0	0
Forcible Sodomy	0	0
Sexual Assault W/Object	0	0
Forcible Fondling	0	0
Incest	0	0
Statutory Rape	0	0
Kidnapping/Abduction	0	0
<b>Total</b>	<b>1</b>	<b>1</b>

TIBRS Group B Arrests		
Offense	Adult	Juvenile
Bad Checks	0	0
Curfew/Vagrancy	0	0
Disorderly Conduct	0	0
DUI	4	0
Drunkenness	0	0
Family-Non Violent	0	0
Liquor Law Violations	0	0
Peeping Tom	0	0
Trespass	1	0
All Other Offenses	0	0
<b>Total Group B</b>	<b>5</b>	<b>0</b>

TIBRS Group A Offenses	Offenses		Arrests	
	Reported	Cleared	Adult	Juvenile
<b>Crimes Against Persons</b>				
Murder	0	0	0	0
Negligent Manslaughter	0	0	0	0
Negligent Vehicular Manslaughter	0	0	0	0
Kidnapping/Abduction	0	0	0	0
Forcible Rape	0	0	0	0
Forcible Sodomy	0	0	0	0
Sexual Assault W/Object	0	0	0	0
Forcible Fondling	0	0	0	0
Incest	0	0	0	0
Statutory Rape	0	0	0	0
Aggravated Assault	1	1	1	0
Simple Assault	2	2	2	0
Intimidation	0	0	0	0
Stalking	0	0	0	0
Commercial Sex Acts	0	0	0	0
Involuntary Servitude	0	0	0	0
<b>Crimes Against Property</b>				
Arson	0	0	0	0
Bribery	0	0	0	0
Burglary	1	0	0	0
Counterfeiting/Forgery	1	0	0	0
Destruction/Damage/Vandalism	6	2	1	1
Embezzlement	0	0	0	0
Extortion/Blackmail	0	0	0	0
Fraud - Computer Hacking/Invasion	0	0	0	0
Fraud - Credit Card/ATM	2	2	2	0
Fraud - False Pretenses	0	0	0	0
Fraud - Identity Theft	0	0	0	0
Fraud - Impersonation	0	0	0	0
Fraud - Welfare	0	0	0	0
Fraud - Wire	0	0	0	0
Motor Vehicle Theft	0	0	0	0
Robbery	0	0	0	0
Stolen Property Offenses	0	0	0	0
Theft - Pocket-picking	0	0	0	0
Theft - Purse Snatching	0	0	0	0
Theft - Shoplifting	2	1	1	0
Theft From Building	1	0	0	0
Theft From Coin Machine	0	0	0	0
Theft From Motor Vehicle	0	0	0	0
Theft of Motor Vehicle Parts	1	0	0	0
Theft - All Other Larceny	3	0	0	0
<b>Crimes Against Society</b>				
Animal Cruelty	0	0	0	0
Drug/Narcotic Violations	1	1	1	0
Drug/Narcotic Equipment Violations	3	3	2	0
Gambling - Betting/Wagering	0	0	0	0
Gambling - Operating/Promoting	0	0	0	0
Gambling - Equipment Violations	0	0	0	0
Gambling - Sports Tampering	0	0	0	0
Pornography/Obscene Material	0	0	0	0
Prostitution	0	0	0	0
Prostitution Assisting/Promoting	0	0	0	0
Purchasing Prostitution	0	0	0	0
Weapon Law Violations	1	1	1	0
<b>Total Group A Offenses</b>	<b>25</b>	<b>13</b>	<b>11</b>	<b>1</b>



# Gallatin Police Department - 2016

2015 Population Estimate	34,334	TIBRS Group A Offenses	Offenses		Arrests	
			Reported	Cleared	Adult	Juvenile
<b>Offense Overview</b>		<b>Crimes Against Persons</b>				
Offense Total	2,086	Murder	2	2	1	0
Number Cleared	1,735	Negligent Manslaughter	0	0	0	0
Percent Cleared	83.17 %	Negligent Vehicular Manslaughter	0	0	0	0
Group A Crimes per 100,000 population	6,075.6	Kidnapping/Abduction	5	5	5	0
		Forcible Rape	3	3	3	2
		Forcible Sodomy	0	0	0	0
		Sexual Assault W/Object	0	0	0	0
		Forcible Fondling	9	7	3	3
		Incest	1	1	1	0
		Statutory Rape	2	2	2	0
		Aggravated Assault	119	114	99	7
		Simple Assault	382	356	298	30
		Intimidation	54	38	26	1
		Stalking	1	1	1	0
		Commercial Sex Acts	0	0	0	0
		Involuntary Servitude	0	0	0	0
<b>Arrest Overview</b>		<b>Crimes Against Property</b>				
Total Arrests	2,463	Arson	2	1	0	0
Adult Arrests	2,164	Bribery	0	0	0	0
Juvenile Arrests	299	Burglary	51	25	15	18
Unknown Age	0	Counterfeiting/Forgery	55	35	28	1
Arrests per 100,000 population	7,173.6	Destruction/Damage/Vandalism	142	55	32	20
Average number offenses/incident	1.29	Embezzlement	9	9	7	0
		Extortion/Blackmail	2	2	0	1
		Fraud - Computer Hacking/Invasion	0	0	0	0
		Fraud - Credit Card/ATM	23	6	2	0
		Fraud - False Pretenses	68	52	16	0
		Fraud - Identity Theft	1	1	0	0
		Fraud - Impersonation	41	36	28	1
		Fraud - Welfare	0	0	0	0
		Fraud - Wire	2	0	0	0
		Motor Vehicle Theft	11	6	6	0
		Robbery	16	10	11	0
		Stolen Property Offenses	13	13	10	3
		Theft - Pocket-picking	2	2	2	1
		Theft - Purse Snatching	0	0	0	0
		Theft - Shoplifting	215	181	213	8
		Theft From Building	101	71	62	7
		Theft From Coin Machine	2	0	0	0
		Theft From Motor Vehicle	31	11	4	0
		Theft of Motor Vehicle Parts	10	3	2	0
		Theft - All Other Larceny	37	18	20	3
		<b>Crimes Against Society</b>				
		Animal Cruelty	0	0	0	0
		Drug/Narcotic Violations	327	326	321	18
		Drug/Narcotic Equipment Violations	301	299	102	7
		Gambling - Betting/Wagering	0	0	0	0
		Gambling - Operating/Promoting	0	0	0	0
		Gambling - Equipment Violations	0	0	0	0
		Gambling - Sports Tampering	0	0	0	0
		Pornography/Obscene Material	0	0	0	0
		Prostitution	3	3	0	0
		Prostitution Assisting/Promoting	0	0	0	0
		Purchasing Prostitution	0	0	0	0
		Weapon Law Violations	43	41	13	1
		<b>Total Group A Offenses</b>	<b>2,086</b>	<b>1,735</b>	<b>1,333</b>	<b>132</b>

Domestic Violence Victims		
Offense	Reported	Cleared
Murder	2	2
Aggravated Assault	56	53
Simple Assault	265	255
Intimidation	31	29
Stalking	1	1
Forcible Rape	0	0
Forcible Sodomy	0	0
Sexual Assault W/Object	0	0
Forcible Fondling	4	3
Incest	1	1
Statutory Rape	0	0
Kidnapping/Abduction	4	4
<b>Total</b>	<b>364</b>	<b>348</b>

TIBRS Group B Arrests		
Offense	Adult	Juvenile
Bad Checks	0	0
Curfew/Vagrancy	0	62
Disorderly Conduct	125	26
DUI	159	1
Drunkenness	161	2
Family-Non Violent	6	0
Liquor Law Violations	28	6
Peeping Tom	2	0
Trespass	26	13
All Other Offenses	324	57
<b>Total Group B</b>	<b>831</b>	<b>167</b>





## Gallaway Police Department - 2016

2015 Population Estimate	658	TIBRS Group A Offenses	Offenses		Arrests	
			Reported	Cleared	Adult	Juvenile
<b>Offense Overview</b>		<b>Crimes Against Persons</b>				
Offense Total	34	Murder	0	0	0	0
Number Cleared	10	Negligent Manslaughter	0	0	0	0
Percent Cleared	29.41 %	Negligent Vehicular Manslaughter	0	0	0	0
Group A Crimes per 100,000 population	5,167.2	Kidnapping/Abduction	0	0	0	0
		Forcible Rape	0	0	0	0
		Forcible Sodomy	0	0	0	0
		Sexual Assault W/Object	0	0	0	0
		Forcible Fondling	0	0	0	0
		Incest	0	0	0	0
		Statutory Rape	0	0	0	0
		Aggravated Assault	4	2	2	0
		Simple Assault	3	1	1	0
		Intimidation	0	0	0	0
		Stalking	0	0	0	0
		Commercial Sex Acts	0	0	0	0
		Involuntary Servitude	0	0	0	0
		<b>Crimes Against Property</b>				
		Arson	0	0	0	0
		Bribery	0	0	0	0
		Burglary	14	1	0	1
		Counterfeiting/Forgery	0	0	0	0
		Destruction/Damage/Vandalism	0	0	0	0
		Embezzlement	0	0	0	0
		Extortion/Blackmail	0	0	0	0
		Fraud - Computer Hacking/Invasion	0	0	0	0
		Fraud - Credit Card/ATM	1	0	0	0
		Fraud - False Pretenses	0	0	0	0
		Fraud - Identity Theft	0	0	0	0
		Fraud - Impersonation	0	0	0	0
		Fraud - Welfare	0	0	0	0
		Fraud - Wire	0	0	0	0
		Motor Vehicle Theft	1	0	0	0
		Robbery	3	2	2	0
		Stolen Property Offenses	0	0	0	0
		Theft - Pocket-picking	0	0	0	0
		Theft - Purse Snatching	0	0	0	0
		Theft - Shoplifting	0	0	0	0
		Theft From Building	1	0	0	0
		Theft From Coin Machine	0	0	0	0
		Theft From Motor Vehicle	2	0	0	0
		Theft of Motor Vehicle Parts	0	0	0	0
		Theft - All Other Larceny	1	0	0	0
		<b>Crimes Against Society</b>				
		Animal Cruelty	0	0	0	0
		Drug/Narcotic Violations	4	4	4	0
		Drug/Narcotic Equipment Violations	0	0	0	0
		Gambling - Betting/Wagering	0	0	0	0
		Gambling - Operating/Promoting	0	0	0	0
		Gambling - Equipment Violations	0	0	0	0
		Gambling - Sports Tampering	0	0	0	0
		Pornography/Obscene Material	0	0	0	0
		Prostitution	0	0	0	0
		Prostitution Assisting/Promoting	0	0	0	0
		Purchasing Prostitution	0	0	0	0
		Weapon Law Violations	0	0	0	0
		<b>Total Group A Offenses</b>	<b>34</b>	<b>10</b>	<b>9</b>	<b>1</b>

Domestic Violence Victims		
Offense	Reported	Cleared
Murder	0	0
Aggravated Assault	2	1
Simple Assault	1	1
Intimidation	0	0
Stalking	0	0
Forcible Rape	0	0
Forcible Sodomy	0	0
Sexual Assault W/Object	0	0
Forcible Fondling	0	0
Incest	0	0
Statutory Rape	0	0
Kidnapping/Abduction	0	0
<b>Total</b>	<b>3</b>	<b>2</b>

TIBRS Group B Arrests		
Offense	Adult	Juvenile
Bad Checks	0	0
Curfew/Vagrancy	0	0
Disorderly Conduct	0	0
DUI	3	0
Drunkenness	0	0
Family-Non Violent	0	0
Liquor Law Violations	2	0
Peeping Tom	0	0
Trespass	0	0
All Other Offenses	0	0
<b>Total Group B</b>	<b>5</b>	<b>0</b>



## Gates Police Department - 2016

2015 Population Estimate	627	TIBRS Group A Offenses	Offenses		Arrests	
			Reported	Cleared	Adult	Juvenile
<b>Offense Overview</b>		<b>Crimes Against Persons</b>				
Offense Total	26	Murder	0	0	0	0
Number Cleared	3	Negligent Manslaughter	0	0	0	0
Percent Cleared	11.54 %	Negligent Vehicular Manslaughter	0	0	0	0
Group A Crimes per 100,000 population	4,146.7	Kidnapping/Abduction	0	0	0	0
		Forcible Rape	0	0	0	0
		Forcible Sodomy	0	0	0	0
		Sexual Assault W/Object	0	0	0	0
		Forcible Fondling	0	0	0	0
		Incest	0	0	0	0
		Statutory Rape	0	0	0	0
		Aggravated Assault	0	0	0	0
		Simple Assault	6	3	2	0
		Intimidation	0	0	0	0
		Stalking	0	0	0	0
		Commercial Sex Acts	0	0	0	0
		Involuntary Servitude	0	0	0	0
		<b>Crimes Against Property</b>				
		Arson	0	0	0	0
		Bribery	0	0	0	0
		Burglary	5	0	0	0
		Counterfeiting/Forgery	0	0	0	0
		Destruction/Damage/Vandalism	7	0	0	0
		Embezzlement	0	0	0	0
		Extortion/Blackmail	0	0	0	0
		Fraud - Computer Hacking/Invasion	0	0	0	0
		Fraud - Credit Card/ATM	1	0	0	0
		Fraud - False Pretenses	1	0	0	0
		Fraud - Identity Theft	0	0	0	0
		Fraud - Impersonation	0	0	0	0
		Fraud - Welfare	0	0	0	0
		Fraud - Wire	0	0	0	0
		Motor Vehicle Theft	1	0	0	0
		Robbery	1	0	0	0
		Stolen Property Offenses	0	0	0	0
		Theft - Pocket-picking	0	0	0	0
		Theft - Purse Snatching	0	0	0	0
		Theft - Shoplifting	0	0	0	0
		Theft From Building	0	0	0	0
		Theft From Coin Machine	0	0	0	0
		Theft From Motor Vehicle	1	0	0	0
		Theft of Motor Vehicle Parts	0	0	0	0
		Theft - All Other Larceny	3	0	0	0
		<b>Crimes Against Society</b>				
		Animal Cruelty	0	0	0	0
		Drug/Narcotic Violations	0	0	0	0
		Drug/Narcotic Equipment Violations	0	0	0	0
		Gambling - Betting/Wagering	0	0	0	0
		Gambling - Operating/Promoting	0	0	0	0
		Gambling - Equipment Violations	0	0	0	0
		Gambling - Sports Tampering	0	0	0	0
		Pornography/Obscene Material	0	0	0	0
		Prostitution	0	0	0	0
		Prostitution Assisting/Promoting	0	0	0	0
		Purchasing Prostitution	0	0	0	0
		Weapon Law Violations	0	0	0	0
		<b>Total Group A Offenses</b>	<b>26</b>	<b>3</b>	<b>2</b>	<b>0</b>
<b>Arrest Overview</b>						
Total Arrests	3					
Adult Arrests	3					
Juvenile Arrests	0					
Unknown Age	0					
Arrests per 100,000 population	478.5					
Average number offenses/incident	1.13					

Domestic Violence Victims		
Offense	Reported	Cleared
Murder	0	0
Aggravated Assault	0	0
Simple Assault	5	3
Intimidation	0	0
Stalking	0	0
Forcible Rape	0	0
Forcible Sodomy	0	0
Sexual Assault W/Object	0	0
Forcible Fondling	0	0
Incest	0	0
Statutory Rape	0	0
Kidnapping/Abduction	0	0
<b>Total</b>	<b>5</b>	<b>3</b>

TIBRS Group B Arrests		
Offense	Adult	Juvenile
Bad Checks	0	0
Curfew/Vagrancy	0	0
Disorderly Conduct	0	0
DUI	1	0
Drunkenness	0	0
Family-Non Violent	0	0
Liquor Law Violations	0	0
Peeping Tom	0	0
Trespass	0	0
All Other Offenses	0	0
<b>Total Group B</b>	<b>1</b>	<b>0</b>



## Gatlinburg Police Department - 2016

2015 Population Estimate	4,184	TIBRS Group A Offenses	Offenses		Arrests	
			Reported	Cleared	Adult	Juvenile
<b>Offense Overview</b>		<b>Crimes Against Persons</b>				
Offense Total	948	Murder	0	0	0	0
Number Cleared	428	Negligent Manslaughter	0	0	0	0
Percent Cleared	45.15 %	Negligent Vehicular Manslaughter	0	0	0	0
Group A Crimes per 100,000 population	22,657.7	Kidnapping/Abduction	2	0	0	0
		Forcible Rape	4	1	1	0
		Forcible Sodomy	0	0	0	0
		Sexual Assault W/Object	0	0	0	0
		Forcible Fondling	6	2	1	1
		Incest	1	0	0	0
		Statutory Rape	0	0	0	0
		Aggravated Assault	43	31	23	2
		Simple Assault	121	66	53	1
		Intimidation	39	12	1	1
		Stalking	0	0	0	0
		Commercial Sex Acts	0	0	0	0
		Involuntary Servitude	0	0	0	0
		<b>Crimes Against Property</b>				
		Arson	1	0	0	0
		Bribery	0	0	0	0
		Burglary	91	4	3	0
		Counterfeiting/Forgery	21	1	1	0
		Destruction/Damage/Vandalism	75	14	10	0
		Embezzlement	21	6	4	0
		Extortion/Blackmail	0	0	0	0
		Fraud - Computer Hacking/Invasion	0	0	0	0
		Fraud - Credit Card/ATM	20	2	2	0
		Fraud - False Pretenses	23	5	5	0
		Fraud - Identity Theft	0	0	0	0
		Fraud - Impersonation	1	0	0	0
		Fraud - Welfare	0	0	0	0
		Fraud - Wire	2	0	0	0
		Motor Vehicle Theft	18	2	2	0
		Robbery	4	0	0	0
		Stolen Property Offenses	0	0	0	0
		Theft - Pocket-picking	0	0	0	0
		Theft - Purse Snatching	0	0	0	0
		Theft - Shoplifting	24	19	20	1
		Theft From Building	78	5	5	0
		Theft From Coin Machine	3	0	0	0
		Theft From Motor Vehicle	24	5	5	1
		Theft of Motor Vehicle Parts	7	0	0	0
		Theft - All Other Larceny	54	2	2	1
		<b>Crimes Against Society</b>				
		Animal Cruelty	0	0	0	0
		Drug/Narcotic Violations	134	125	133	5
		Drug/Narcotic Equipment Violations	106	102	45	0
		Gambling - Betting/Wagering	0	0	0	0
		Gambling - Operating/Promoting	0	0	0	0
		Gambling - Equipment Violations	0	0	0	0
		Gambling - Sports Tampering	0	0	0	0
		Pornography/Obscene Material	1	0	0	0
		Prostitution	0	0	0	0
		Prostitution Assisting/Promoting	0	0	0	0
		Purchasing Prostitution	0	0	0	0
		Weapon Law Violations	24	24	18	1
		<b>Total Group A Offenses</b>	<b>948</b>	<b>428</b>	<b>334</b>	<b>14</b>

Domestic Violence Victims		
Offense	Reported	Cleared
Murder	0	0
Aggravated Assault	29	22
Simple Assault	78	58
Intimidation	1	0
Stalking	0	0
Forcible Rape	1	0
Forcible Sodomy	0	0
Sexual Assault W/Object	0	0
Forcible Fondling	0	0
Incest	1	0
Statutory Rape	0	0
Kidnapping/Abduction	1	0
<b>Total</b>	<b>111</b>	<b>80</b>

TIBRS Group B Arrests		
Offense	Adult	Juvenile
Bad Checks	0	0
Curfew/Vagrancy	0	0
Disorderly Conduct	6	0
DUI	43	0
Drunkenness	421	2
Family-Non Violent	0	0
Liquor Law Violations	4	2
Peeping Tom	0	0
Trespass	6	0
All Other Offenses	45	15
<b>Total Group B</b>	<b>525</b>	<b>19</b>



## Germantown Police Department - 2016

<b>2015 Population Estimate</b>	<b>39,240</b>
<b>Offense Overview</b>	
Offense Total	1,364
Number Cleared	564
Percent Cleared	41.35 %
Group A Crimes per 100,000 population	3,476.0
<b>Arrest Overview</b>	
Total Arrests	1,211
Adult Arrests	1,156
Juvenile Arrests	55
Unknown Age	0
Arrests per 100,000 population	3,086.1
Average number offenses/incident	1.19

Domestic Violence Victims		
Offense	Reported	Cleared
Murder	0	0
Aggravated Assault	14	14
Simple Assault	91	79
Intimidation	10	10
Stalking	10	9
Forcible Rape	0	0
Forcible Sodomy	0	0
Sexual Assault W/Object	0	0
Forcible Fondling	1	0
Incest	0	0
Statutory Rape	0	0
Kidnapping/Abduction	1	1
<b>Total</b>	<b>127</b>	<b>113</b>

TIBRS Group B Arrests		
Offense	Adult	Juvenile
Bad Checks	0	0
Curfew/Vagrancy	0	10
Disorderly Conduct	1	0
DUI	39	0
Drunkenness	13	0
Family-Non Violent	0	0
Liquor Law Violations	17	1
Peeping Tom	0	0
Trespass	0	0
All Other Offenses	774	0
<b>Total Group B</b>	<b>844</b>	<b>11</b>

TIBRS Group A Offenses	Offenses		Arrests	
	Reported	Cleared	Adult	Juvenile
<b>Crimes Against Persons</b>				
Murder	0	0	0	0
Negligent Manslaughter	0	0	0	0
Negligent Vehicular Manslaughter	0	0	0	0
Kidnapping/Abduction	2	1	1	0
Forcible Rape	2	2	0	1
Forcible Sodomy	0	0	0	0
Sexual Assault W/Object	0	0	0	0
Forcible Fondling	2	1	0	1
Incest	0	0	0	0
Statutory Rape	0	0	0	0
Aggravated Assault	36	31	14	5
Simple Assault	145	116	44	9
Intimidation	41	26	2	0
Stalking	11	10	4	0
Commercial Sex Acts	0	0	0	0
Involuntary Servitude	0	0	0	0
<b>Crimes Against Property</b>				
Arson	2	2	3	2
Bribery	0	0	0	0
Burglary	83	10	2	2
Counterfeiting/Forgery	43	28	18	1
Destruction/Damage/Vandalism	95	13	6	1
Embezzlement	17	10	5	1
Extortion/Blackmail	2	2	2	0
Fraud - Computer Hacking/Invasion	0	0	0	0
Fraud - Credit Card/ATM	83	5	1	0
Fraud - False Pretenses	41	7	8	0
Fraud - Identity Theft	43	6	8	1
Fraud - Impersonation	32	15	5	0
Fraud - Welfare	0	0	0	0
Fraud - Wire	45	1	0	0
Motor Vehicle Theft	12	4	2	0
Robbery	8	3	3	0
Stolen Property Offenses	10	9	7	2
Theft - Pocket-picking	0	0	0	0
Theft - Purse Snatching	0	0	0	0
Theft - Shoplifting	66	36	20	1
Theft From Building	112	18	13	4
Theft From Coin Machine	2	0	0	0
Theft From Motor Vehicle	167	19	8	0
Theft of Motor Vehicle Parts	16	1	1	0
Theft - All Other Larceny	54	2	7	0
<b>Crimes Against Society</b>				
Animal Cruelty	0	0	0	0
Drug/Narcotic Violations	118	116	113	12
Drug/Narcotic Equipment Violations	61	59	10	0
Gambling - Betting/Wagering	0	0	0	0
Gambling - Operating/Promoting	0	0	0	0
Gambling - Equipment Violations	0	0	0	0
Gambling - Sports Tampering	0	0	0	0
Pornography/Obscene Material	3	2	2	0
Prostitution	0	0	0	0
Prostitution Assisting/Promoting	0	0	0	0
Purchasing Prostitution	0	0	0	0
Weapon Law Violations	10	9	3	1
<b>Total Group A Offenses</b>	<b>1,364</b>	<b>564</b>	<b>312</b>	<b>44</b>



## Gibson Police Department - 2016

2015 Population Estimate	374	TIBRS Group A Offenses	Offenses		Arrests	
			Reported	Cleared	Adult	Juvenile
<b>Offense Overview</b>		<b>Crimes Against Persons</b>				
Offense Total	68	Murder	0	0	0	0
Number Cleared	56	Negligent Manslaughter	0	0	0	0
Percent Cleared	82.35 %	Negligent Vehicular Manslaughter	0	0	0	0
Group A Crimes per 100,000 population	18,181.8	Kidnapping/Abduction	0	0	0	0
		Forcible Rape	0	0	0	0
		Forcible Sodomy	0	0	0	0
		Sexual Assault W/Object	0	0	0	0
		Forcible Fondling	0	0	0	0
		Incest	0	0	0	0
		Statutory Rape	0	0	0	0
		Aggravated Assault	2	2	1	0
		Simple Assault	5	5	4	1
		Intimidation	0	0	0	0
		Stalking	0	0	0	0
		Commercial Sex Acts	0	0	0	0
		Involuntary Servitude	0	0	0	0
		<b>Crimes Against Property</b>				
		Arson	0	0	0	0
		Bribery	0	0	0	0
		Burglary	2	0	0	0
		Counterfeiting/Forgery	0	0	0	0
		Destruction/Damage/Vandalism	3	1	1	0
		Embezzlement	0	0	0	0
		Extortion/Blackmail	0	0	0	0
		Fraud - Computer Hacking/Invasion	0	0	0	0
		Fraud - Credit Card/ATM	0	0	0	0
		Fraud - False Pretenses	0	0	0	0
		Fraud - Identity Theft	0	0	0	0
		Fraud - Impersonation	3	2	2	0
		Fraud - Welfare	0	0	0	0
		Fraud - Wire	0	0	0	0
		Motor Vehicle Theft	1	1	0	0
		Robbery	0	0	0	0
		Stolen Property Offenses	0	0	0	0
		Theft - Pocket-picking	0	0	0	0
		Theft - Purse Snatching	0	0	0	0
		Theft - Shoplifting	0	0	0	0
		Theft From Building	2	1	1	0
		Theft From Coin Machine	0	0	0	0
		Theft From Motor Vehicle	1	0	0	0
		Theft of Motor Vehicle Parts	0	0	0	0
		Theft - All Other Larceny	6	1	0	1
		<b>Crimes Against Society</b>				
		Animal Cruelty	0	0	0	0
		Drug/Narcotic Violations	21	21	26	0
		Drug/Narcotic Equipment Violations	22	22	2	0
		Gambling - Betting/Wagering	0	0	0	0
		Gambling - Operating/Promoting	0	0	0	0
		Gambling - Equipment Violations	0	0	0	0
		Gambling - Sports Tampering	0	0	0	0
		Pornography/Obscene Material	0	0	0	0
		Prostitution	0	0	0	0
		Prostitution Assisting/Promoting	0	0	0	0
		Purchasing Prostitution	0	0	0	0
		Weapon Law Violations	0	0	0	0
		<b>Total Group A Offenses</b>	<b>68</b>	<b>56</b>	<b>37</b>	<b>2</b>

Domestic Violence Victims		
Offense	Reported	Cleared
Murder	0	0
Aggravated Assault	2	2
Simple Assault	2	2
Intimidation	0	0
Stalking	0	0
Forcible Rape	0	0
Forcible Sodomy	0	0
Sexual Assault W/Object	0	0
Forcible Fondling	0	0
Incest	0	0
Statutory Rape	0	0
Kidnapping/Abduction	0	0
<b>Total</b>	<b>4</b>	<b>4</b>

TIBRS Group B Arrests		
Offense	Adult	Juvenile
Bad Checks	0	0
Curfew/Vagrancy	0	0
Disorderly Conduct	3	0
DUI	4	0
Drunkenness	0	0
Family-Non Violent	0	0
Liquor Law Violations	1	0
Peeping Tom	0	0
Trespass	0	0
All Other Offenses	6	0
<b>Total Group B</b>	<b>14</b>	<b>0</b>



## Gleason Police Department - 2016

<b>2015 Population Estimate</b>	<b>1,407</b>
<b>Offense Overview</b>	
Offense Total	84
Number Cleared	25
Percent Cleared	29.76 %
Group A Crimes per 100,000 population	5,970.1
<b>Arrest Overview</b>	
Total Arrests	17
Adult Arrests	16
Juvenile Arrests	1
Unknown Age	0
Arrests per 100,000 population	1,208.2
Average number offenses/incident	1.15

Domestic Violence Victims		
Offense	Reported	Cleared
Murder	0	0
Aggravated Assault	0	0
Simple Assault	9	9
Intimidation	3	3
Stalking	0	0
Forcible Rape	0	0
Forcible Sodomy	0	0
Sexual Assault W/Object	0	0
Forcible Fondling	0	0
Incest	0	0
Statutory Rape	0	0
Kidnapping/Abduction	0	0
<b>Total</b>	<b>12</b>	<b>12</b>

TIBRS Group B Arrests		
Offense	Adult	Juvenile
Bad Checks	0	0
Curfew/Vagrancy	0	0
Disorderly Conduct	0	0
DUI	2	0
Drunkenness	0	0
Family-Non Violent	0	0
Liquor Law Violations	0	0
Peeping Tom	0	0
Trespass	0	0
All Other Offenses	0	0
<b>Total Group B</b>	<b>2</b>	<b>0</b>

TIBRS Group A Offenses	Offenses		Arrests	
	Reported	Cleared	Adult	Juvenile
<b>Crimes Against Persons</b>				
Murder	0	0	0	0
Negligent Manslaughter	0	0	0	0
Negligent Vehicular Manslaughter	0	0	0	0
Kidnapping/Abduction	0	0	0	0
Forcible Rape	0	0	0	0
Forcible Sodomy	0	0	0	0
Sexual Assault W/Object	0	0	0	0
Forcible Fondling	0	0	0	0
Incest	0	0	0	0
Statutory Rape	0	0	0	0
Aggravated Assault	0	0	0	0
Simple Assault	10	10	6	0
Intimidation	6	3	3	0
Stalking	0	0	0	0
Commercial Sex Acts	0	0	0	0
Involuntary Servitude	0	0	0	0
<b>Crimes Against Property</b>				
Arson	0	0	0	0
Bribery	0	0	0	0
Burglary	11	2	2	0
Counterfeiting/Forgery	1	0	0	0
Destruction/Damage/Vandalism	28	6	2	0
Embezzlement	0	0	0	0
Extortion/Blackmail	0	0	0	0
Fraud - Computer Hacking/Invasion	0	0	0	0
Fraud - Credit Card/ATM	0	0	0	0
Fraud - False Pretenses	2	0	0	0
Fraud - Identity Theft	0	0	0	0
Fraud - Impersonation	1	0	0	0
Fraud - Welfare	0	0	0	0
Fraud - Wire	0	0	0	0
Motor Vehicle Theft	2	1	0	0
Robbery	0	0	0	0
Stolen Property Offenses	0	0	0	0
Theft - Pocket-picking	0	0	0	0
Theft - Purse Snatching	0	0	0	0
Theft - Shoplifting	4	0	0	0
Theft From Building	4	0	0	0
Theft From Coin Machine	0	0	0	0
Theft From Motor Vehicle	2	0	0	0
Theft of Motor Vehicle Parts	2	0	0	0
Theft - All Other Larceny	8	1	0	0
<b>Crimes Against Society</b>				
Animal Cruelty	0	0	0	0
Drug/Narcotic Violations	2	2	1	1
Drug/Narcotic Equipment Violations	1	0	0	0
Gambling - Betting/Wagering	0	0	0	0
Gambling - Operating/Promoting	0	0	0	0
Gambling - Equipment Violations	0	0	0	0
Gambling - Sports Tampering	0	0	0	0
Pornography/Obscene Material	0	0	0	0
Prostitution	0	0	0	0
Prostitution Assisting/Promoting	0	0	0	0
Purchasing Prostitution	0	0	0	0
Weapon Law Violations	0	0	0	0
<b>Total Group A Offenses</b>	<b>84</b>	<b>25</b>	<b>14</b>	<b>1</b>



## Goodlettsville Police Department - 2016

2015 Population Estimate	16,994	TIBRS Group A Offenses	Offenses		Arrests	
			Reported	Cleared	Adult	Juvenile
<b>Offense Overview</b>		<b>Crimes Against Persons</b>				
Offense Total	1,267	Murder	0	0	0	0
Number Cleared	800	Negligent Manslaughter	0	0	0	0
Percent Cleared	63.14 %	Negligent Vehicular Manslaughter	0	0	0	0
Group A Crimes per 100,000 population	7,455.6	Kidnapping/Abduction	0	0	0	0
		Forcible Rape	1	0	0	0
		Forcible Sodomy	0	0	0	0
		Sexual Assault W/Object	0	0	0	0
		Forcible Fondling	3	2	2	0
		Incest	0	0	0	0
		Statutory Rape	1	1	1	0
		Aggravated Assault	44	30	19	3
		Simple Assault	124	81	68	7
		Intimidation	24	11	5	0
		Stalking	2	2	2	0
		Commercial Sex Acts	0	0	0	0
		Involuntary Servitude	0	0	0	0
		<b>Crimes Against Property</b>				
		Arson	0	0	0	0
		Bribery	0	0	0	0
		Burglary	61	17	17	1
		Counterfeiting/Forgery	20	6	4	0
		Destruction/Damage/Vandalism	75	17	9	1
		Embezzlement	15	9	7	1
		Extortion/Blackmail	0	0	0	0
		Fraud - Computer Hacking/Invasion	0	0	0	0
		Fraud - Credit Card/ATM	7	3	3	0
		Fraud - False Pretenses	44	16	15	0
		Fraud - Identity Theft	2	0	0	0
		Fraud - Impersonation	21	15	13	0
		Fraud - Welfare	1	0	0	0
		Fraud - Wire	1	0	0	0
		Motor Vehicle Theft	27	5	4	0
		Robbery	9	1	1	0
		Stolen Property Offenses	22	20	15	0
		Theft - Pocket-picking	0	0	0	0
		Theft - Purse Snatching	0	0	0	0
		Theft - Shoplifting	245	211	182	71
		Theft From Building	71	22	16	5
		Theft From Coin Machine	3	0	0	0
		Theft From Motor Vehicle	57	11	6	0
		Theft of Motor Vehicle Parts	18	3	2	0
		Theft - All Other Larceny	39	3	4	0
		<b>Crimes Against Society</b>				
		Animal Cruelty	0	0	0	0
		Drug/Narcotic Violations	209	201	193	11
		Drug/Narcotic Equipment Violations	90	85	15	2
		Gambling - Betting/Wagering	0	0	0	0
		Gambling - Operating/Promoting	0	0	0	0
		Gambling - Equipment Violations	0	0	0	0
		Gambling - Sports Tampering	0	0	0	0
		Pornography/Obscene Material	1	0	0	0
		Prostitution	2	2	2	0
		Prostitution Assisting/Promoting	0	0	0	0
		Purchasing Prostitution	0	0	0	0
		Weapon Law Violations	28	26	9	4
		<b>Total Group A Offenses</b>	<b>1,267</b>	<b>800</b>	<b>614</b>	<b>106</b>

Domestic Violence Victims		
Offense	Reported	Cleared
Murder	0	0
Aggravated Assault	13	10
Simple Assault	82	54
Intimidation	7	3
Stalking	1	1
Forcible Rape	1	0
Forcible Sodomy	0	0
Sexual Assault W/Object	0	0
Forcible Fondling	2	2
Incest	0	0
Statutory Rape	0	0
Kidnapping/Abduction	0	0
<b>Total</b>	<b>106</b>	<b>70</b>

TIBRS Group B Arrests		
Offense	Adult	Juvenile
Bad Checks	0	0
Curfew/Vagrancy	0	3
Disorderly Conduct	11	1
DUI	122	0
Drunkenness	84	1
Family-Non Violent	2	0
Liquor Law Violations	5	0
Peeping Tom	0	0
Trespass	20	0
All Other Offenses	19	10
<b>Total Group B</b>	<b>263</b>	<b>15</b>

Please check [www.tncrimeonline.com](http://www.tncrimeonline.com) for additional 2016 data.



## Gordonsville Police Department - 2016

		Offenses		Arrests		
		Reported	Cleared	Adult	Juvenile	
<b>2015 Population Estimate</b>	<b>1,204</b>	<b>TIBRS Group A Offenses</b>				
<b>Offense Overview</b>		<b>Crimes Against Persons</b>				
Offense Total	63	Murder	0	0	0	0
Number Cleared	44	Negligent Manslaughter	0	0	0	0
Percent Cleared	69.84 %	Negligent Vehicular Manslaughter	0	0	0	0
Group A Crimes per 100,000 population	5,232.6	Kidnapping/Abduction	0	0	0	0
		Forcible Rape	0	0	0	0
		Forcible Sodomy	0	0	0	0
		Sexual Assault W/Object	0	0	0	0
		Forcible Fondling	1	1	1	0
		Incest	0	0	0	0
		Statutory Rape	0	0	0	0
		Aggravated Assault	3	2	2	0
		Simple Assault	8	8	7	0
		Intimidation	1	1	0	0
		Stalking	0	0	0	0
		Commercial Sex Acts	0	0	0	0
		Involuntary Servitude	0	0	0	0
		<b>Crimes Against Property</b>				
		Arson	0	0	0	0
		Bribery	0	0	0	0
		Burglary	4	1	1	0
		Counterfeiting/Forgery	0	0	0	0
		Destruction/Damage/Vandalism	4	1	1	0
		Embezzlement	0	0	0	0
		Extortion/Blackmail	0	0	0	0
		Fraud - Computer Hacking/Invasion	0	0	0	0
		Fraud - Credit Card/ATM	2	0	0	0
		Fraud - False Pretenses	1	1	1	0
		Fraud - Identity Theft	0	0	0	0
		Fraud - Impersonation	0	0	0	0
		Fraud - Welfare	0	0	0	0
		Fraud - Wire	0	0	0	0
		Motor Vehicle Theft	2	0	0	0
		Robbery	0	0	0	0
		Stolen Property Offenses	0	0	0	0
		Theft - Pocket-picking	0	0	0	0
		Theft - Purse Snatching	0	0	0	0
		Theft - Shoplifting	4	3	3	0
		Theft From Building	1	0	0	0
		Theft From Coin Machine	0	0	0	0
		Theft From Motor Vehicle	4	0	0	0
		Theft of Motor Vehicle Parts	1	0	0	0
		Theft - All Other Larceny	1	0	0	0
		<b>Crimes Against Society</b>				
		Animal Cruelty	0	0	0	0
		Drug/Narcotic Violations	15	15	13	1
		Drug/Narcotic Equipment Violations	10	10	3	1
		Gambling - Betting/Wagering	0	0	0	0
		Gambling - Operating/Promoting	0	0	0	0
		Gambling - Equipment Violations	0	0	0	0
		Gambling - Sports Tampering	0	0	0	0
		Pornography/Obscene Material	0	0	0	0
		Prostitution	0	0	0	0
		Prostitution Assisting/Promoting	0	0	0	0
		Purchasing Prostitution	0	0	0	0
		Weapon Law Violations	1	1	0	0
		<b>Total Group A Offenses</b>	<b>63</b>	<b>44</b>	<b>32</b>	<b>2</b>

Domestic Violence Victims		
Offense	Reported	Cleared
Murder	0	0
Aggravated Assault	1	1
Simple Assault	8	8
Intimidation	1	1
Stalking	0	0
Forcible Rape	0	0
Forcible Sodomy	0	0
Sexual Assault W/Object	0	0
Forcible Fondling	0	0
Incest	0	0
Statutory Rape	0	0
Kidnapping/Abduction	0	0
<b>Total</b>	<b>10</b>	<b>10</b>

TIBRS Group B Arrests		
Offense	Adult	Juvenile
Bad Checks	11	0
Curfew/Vagrancy	0	0
Disorderly Conduct	0	0
DUI	12	0
Drunkenness	5	0
Family-Non Violent	0	0
Liquor Law Violations	1	0
Peeping Tom	0	0
Trespass	0	0
All Other Offenses	0	0
<b>Total Group B</b>	<b>29</b>	<b>0</b>





# Grand Junction Police Department - 2016

		TIBRS Group A Offenses		Offenses		Arrests	
				Reported	Cleared	Adult	Juvenile
<b>2015 Population Estimate</b>	<b>303</b>						
<b>Offense Overview</b>		<b>Crimes Against Persons</b>					
Offense Total	25	Murder	1	1	1	0	
Number Cleared	16	Negligent Manslaughter	0	0	0	0	
Percent Cleared	64.00 %	Negligent Vehicular Manslaughter	0	0	0	0	
Group A Crimes per 100,000 population	8,250.8	Kidnapping/Abduction	0	0	0	0	
		Forcible Rape	0	0	0	0	
		Forcible Sodomy	0	0	0	0	
		Sexual Assault W/Object	0	0	0	0	
		Forcible Fondling	0	0	0	0	
		Incest	0	0	0	0	
		Statutory Rape	0	0	0	0	
		Aggravated Assault	0	0	0	0	
		Simple Assault	1	1	1	0	
		Intimidation	0	0	0	0	
		Stalking	0	0	0	0	
		Commercial Sex Acts	0	0	0	0	
		Involuntary Servitude	0	0	0	0	
		<b>Crimes Against Property</b>					
		Arson	0	0	0	0	
		Bribery	0	0	0	0	
		Burglary	3	0	0	0	
		Counterfeiting/Forgery	2	0	0	0	
		Destruction/Damage/Vandalism	0	0	0	0	
		Embezzlement	0	0	0	0	
		Extortion/Blackmail	0	0	0	0	
		Fraud - Computer Hacking/Invasion	0	0	0	0	
		Fraud - Credit Card/ATM	0	0	0	0	
		Fraud - False Pretenses	1	0	0	0	
		Fraud - Identity Theft	0	0	0	0	
		Fraud - Impersonation	0	0	0	0	
		Fraud - Welfare	0	0	0	0	
		Fraud - Wire	0	0	0	0	
		Motor Vehicle Theft	0	0	0	0	
		Robbery	0	0	0	0	
		Stolen Property Offenses	0	0	0	0	
		Theft - Pocket-picking	0	0	0	0	
		Theft - Purse Snatching	0	0	0	0	
		Theft - Shoplifting	0	0	0	0	
		Theft From Building	1	0	0	0	
		Theft From Coin Machine	0	0	0	0	
		Theft From Motor Vehicle	1	1	1	0	
		Theft of Motor Vehicle Parts	1	0	0	0	
		Theft - All Other Larceny	3	3	3	0	
		<b>Crimes Against Society</b>					
		Animal Cruelty	0	0	0	0	
		Drug/Narcotic Violations	7	7	7	0	
		Drug/Narcotic Equipment Violations	0	0	0	0	
		Gambling - Betting/Wagering	0	0	0	0	
		Gambling - Operating/Promoting	0	0	0	0	
		Gambling - Equipment Violations	0	0	0	0	
		Gambling - Sports Tampering	0	0	0	0	
		Pornography/Obscene Material	0	0	0	0	
		Prostitution	0	0	0	0	
		Prostitution Assisting/Promoting	0	0	0	0	
		Purchasing Prostitution	0	0	0	0	
		Weapon Law Violations	4	3	3	0	
		<b>Total Group A Offenses</b>	<b>25</b>	<b>16</b>	<b>16</b>	<b>0</b>	

<b>Domestic Violence Victims</b>		
Offense	Reported	Cleared
Murder	0	0
Aggravated Assault	0	0
Simple Assault	0	0
Intimidation	0	0
Stalking	0	0
Forcible Rape	0	0
Forcible Sodomy	0	0
Sexual Assault W/Object	0	0
Forcible Fondling	0	0
Incest	0	0
Statutory Rape	0	0
Kidnapping/Abduction	0	0
<b>Total</b>	<b>0</b>	<b>0</b>

<b>TIBRS Group B Arrests</b>		
Offense	Adult	Juvenile
Bad Checks	0	0
Curfew/Vagrancy	0	0
Disorderly Conduct	1	0
DUI	8	0
Drunkenness	0	0
Family-Non Violent	0	0
Liquor Law Violations	3	0
Peeping Tom	0	0
Trespass	1	0
All Other Offenses	0	0
<b>Total Group B</b>	<b>13</b>	<b>0</b>



## Graysville Police Department - 2016

2015 Population Estimate	1,515	TIBRS Group A Offenses	Offenses		Arrests	
			Reported	Cleared	Adult	Juvenile
<b>Offense Overview</b>		<b>Crimes Against Persons</b>				
Offense Total	59	Murder	0	0	0	0
Number Cleared	33	Negligent Manslaughter	0	0	0	0
Percent Cleared	55.93 %	Negligent Vehicular Manslaughter	0	0	0	0
Group A Crimes per 100,000 population	3,894.4	Kidnapping/Abduction	0	0	0	0
		Forcible Rape	0	0	0	0
		Forcible Sodomy	0	0	0	0
		Sexual Assault W/Object	0	0	0	0
		Forcible Fondling	0	0	0	0
		Incest	0	0	0	0
		Statutory Rape	0	0	0	0
		Aggravated Assault	9	7	7	0
		Simple Assault	4	1	0	0
		Intimidation	6	2	1	1
		Stalking	0	0	0	0
		Commercial Sex Acts	0	0	0	0
		Involuntary Servitude	0	0	0	0
		<b>Crimes Against Property</b>				
		Arson	0	0	0	0
		Bribery	0	0	0	0
		Burglary	6	1	1	0
		Counterfeiting/Forgery	0	0	0	0
		Destruction/Damage/Vandalism	6	1	1	0
		Embezzlement	0	0	0	0
		Extortion/Blackmail	0	0	0	0
		Fraud - Computer Hacking/Invasion	0	0	0	0
		Fraud - Credit Card/ATM	0	0	0	0
		Fraud - False Pretenses	0	0	0	0
		Fraud - Identity Theft	0	0	0	0
		Fraud - Impersonation	0	0	0	0
		Fraud - Welfare	0	0	0	0
		Fraud - Wire	0	0	0	0
		Motor Vehicle Theft	1	1	1	0
		Robbery	0	0	0	0
		Stolen Property Offenses	0	0	0	0
		Theft - Pocket-picking	0	0	0	0
		Theft - Purse Snatching	0	0	0	0
		Theft - Shoplifting	0	0	0	0
		Theft From Building	3	0	0	0
		Theft From Coin Machine	0	0	0	0
		Theft From Motor Vehicle	0	0	0	0
		Theft of Motor Vehicle Parts	2	0	0	0
		Theft - All Other Larceny	4	2	1	2
		<b>Crimes Against Society</b>				
		Animal Cruelty	0	0	0	0
		Drug/Narcotic Violations	12	12	10	0
		Drug/Narcotic Equipment Violations	6	6	3	0
		Gambling - Betting/Wagering	0	0	0	0
		Gambling - Operating/Promoting	0	0	0	0
		Gambling - Equipment Violations	0	0	0	0
		Gambling - Sports Tampering	0	0	0	0
		Pornography/Obscene Material	0	0	0	0
		Prostitution	0	0	0	0
		Prostitution Assisting/Promoting	0	0	0	0
		Purchasing Prostitution	0	0	0	0
		Weapon Law Violations	0	0	0	0
		<b>Total Group A Offenses</b>	<b>59</b>	<b>33</b>	<b>25</b>	<b>3</b>
<b>Arrest Overview</b>						
Total Arrests	44					
Adult Arrests	35					
Juvenile Arrests	9					
Unknown Age	0					
Arrests per 100,000 population	2,904.3					
Average number offenses/incident	1.09					

Domestic Violence Victims		
Offense	Reported	Cleared
Murder	0	0
Aggravated Assault	6	5
Simple Assault	2	1
Intimidation	3	2
Stalking	0	0
Forcible Rape	0	0
Forcible Sodomy	0	0
Sexual Assault W/Object	0	0
Forcible Fondling	0	0
Incest	0	0
Statutory Rape	0	0
Kidnapping/Abduction	0	0
<b>Total</b>	<b>11</b>	<b>8</b>

TIBRS Group B Arrests		
Offense	Adult	Juvenile
Bad Checks	0	0
Curfew/Vagrancy	0	2
Disorderly Conduct	1	4
DUI	6	0
Drunkenness	1	0
Family-Non Violent	1	0
Liquor Law Violations	0	0
Peeping Tom	0	0
Trespass	1	0
All Other Offenses	0	0
<b>Total Group B</b>	<b>10</b>	<b>6</b>



## Greenbrier Police Department - 2016

<b>2015 Population Estimate</b>	<b>6,745</b>
<b>Offense Overview</b>	
Offense Total	382
Number Cleared	236
Percent Cleared	61.78 %
Group A Crimes per 100,000 population	5,663.5
<b>Arrest Overview</b>	
Total Arrests	262
Adult Arrests	221
Juvenile Arrests	41
Unknown Age	0
Arrests per 100,000 population	3,884.4
Average number offenses/incident	1.25

Domestic Violence Victims		
Offense	Reported	Cleared
Murder	0	0
Aggravated Assault	9	9
Simple Assault	47	26
Intimidation	5	3
Stalking	0	0
Forcible Rape	2	1
Forcible Sodomy	0	0
Sexual Assault W/Object	0	0
Forcible Fondling	0	0
Incest	0	0
Statutory Rape	0	0
Kidnapping/Abduction	0	0
<b>Total</b>	<b>63</b>	<b>39</b>

TIBRS Group B Arrests		
Offense	Adult	Juvenile
Bad Checks	0	0
Curfew/Vagrancy	0	4
Disorderly Conduct	3	1
DUI	35	0
Drunkenness	14	2
Family-Non Violent	0	0
Liquor Law Violations	2	0
Peeping Tom	0	0
Trespass	0	0
All Other Offenses	29	5
<b>Total Group B</b>	<b>83</b>	<b>12</b>

TIBRS Group A Offenses	Offenses		Arrests	
	Reported	Cleared	Adult	Juvenile
<b>Crimes Against Persons</b>				
Murder	0	0	0	0
Negligent Manslaughter	0	0	0	0
Negligent Vehicular Manslaughter	0	0	0	0
Kidnapping/Abduction	0	0	0	0
Forcible Rape	3	2	1	0
Forcible Sodomy	0	0	0	0
Sexual Assault W/Object	0	0	0	0
Forcible Fondling	2	2	0	0
Incest	0	0	0	0
Statutory Rape	0	0	0	0
Aggravated Assault	22	14	9	1
Simple Assault	66	37	17	8
Intimidation	19	9	3	0
Stalking	0	0	0	0
Commercial Sex Acts	0	0	0	0
Involuntary Servitude	0	0	0	0
<b>Crimes Against Property</b>				
Arson	0	0	0	0
Bribery	0	0	0	0
Burglary	9	2	2	0
Counterfeiting/Forgery	4	1	1	0
Destruction/Damage/Vandalism	28	6	3	2
Embezzlement	0	0	0	0
Extortion/Blackmail	0	0	0	0
Fraud - Computer Hacking/Invasion	0	0	0	0
Fraud - Credit Card/ATM	6	1	0	0
Fraud - False Pretenses	3	0	0	0
Fraud - Identity Theft	0	0	0	0
Fraud - Impersonation	0	0	0	0
Fraud - Welfare	0	0	0	0
Fraud - Wire	0	0	0	0
Motor Vehicle Theft	6	1	1	0
Robbery	1	0	0	0
Stolen Property Offenses	0	0	0	0
Theft - Pocket-picking	0	0	0	0
Theft - Purse Snatching	0	0	0	0
Theft - Shoplifting	1	0	0	0
Theft From Building	14	6	2	2
Theft From Coin Machine	0	0	0	0
Theft From Motor Vehicle	10	1	1	0
Theft of Motor Vehicle Parts	6	1	2	0
Theft - All Other Larceny	13	1	1	0
<b>Crimes Against Society</b>				
Animal Cruelty	1	1	1	0
Drug/Narcotic Violations	102	87	75	11
Drug/Narcotic Equipment Violations	55	54	16	3
Gambling - Betting/Wagering	0	0	0	0
Gambling - Operating/Promoting	0	0	0	0
Gambling - Equipment Violations	0	0	0	0
Gambling - Sports Tampering	0	0	0	0
Pornography/Obscene Material	3	2	0	2
Prostitution	0	0	0	0
Prostitution Assisting/Promoting	0	0	0	0
Purchasing Prostitution	0	0	0	0
Weapon Law Violations	8	8	3	0
<b>Total Group A Offenses</b>	<b>382</b>	<b>236</b>	<b>138</b>	<b>29</b>



## Greenville Police Department - 2016

2015 Population Estimate	15,094	TIBRS Group A Offenses	Offenses		Arrests	
			Reported	Cleared	Adult	Juvenile
<b>Offense Overview</b>		<b>Crimes Against Persons</b>				
Offense Total	1,356	Murder	1	1	1	0
Number Cleared	759	Negligent Manslaughter	0	0	0	0
Percent Cleared	55.97 %	Negligent Vehicular Manslaughter	0	0	0	0
Group A Crimes per 100,000 population	8,983.7	Kidnapping/Abduction	3	2	1	0
		Forcible Rape	0	0	0	0
		Forcible Sodomy	0	0	0	0
		Sexual Assault W/Object	0	0	0	0
		Forcible Fondling	5	4	2	0
		Incest	0	0	0	0
		Statutory Rape	1	1	1	0
		Aggravated Assault	43	28	23	1
		Simple Assault	188	144	93	10
		Intimidation	22	10	1	1
		Stalking	4	3	1	0
		Commercial Sex Acts	0	0	0	0
		Involuntary Servitude	0	0	0	0
		<b>Crimes Against Property</b>				
		Arson	1	1	1	0
		Bribery	0	0	0	0
		Burglary	66	13	15	2
		Counterfeiting/Forgery	54	12	7	0
		Destruction/Damage/Vandalism	77	24	7	5
		Embezzlement	12	7	8	0
		Extortion/Blackmail	1	1	1	0
		Fraud - Computer Hacking/Invasion	0	0	0	0
		Fraud - Credit Card/ATM	27	7	1	0
		Fraud - False Pretenses	31	9	3	0
		Fraud - Identity Theft	0	0	0	0
		Fraud - Impersonation	13	8	5	0
		Fraud - Welfare	0	0	0	0
		Fraud - Wire	1	0	0	0
		Motor Vehicle Theft	43	16	12	0
		Robbery	5	5	4	0
		Stolen Property Offenses	4	3	3	0
		Theft - Pocket-picking	3	1	1	0
		Theft - Purse Snatching	0	0	0	0
		Theft - Shoplifting	183	103	101	4
		Theft From Building	138	40	24	1
		Theft From Coin Machine	0	0	0	0
		Theft From Motor Vehicle	62	11	5	1
		Theft of Motor Vehicle Parts	16	2	2	0
		Theft - All Other Larceny	52	8	8	0
		<b>Crimes Against Society</b>				
		Animal Cruelty	0	0	0	0
		Drug/Narcotic Violations	150	147	154	3
		Drug/Narcotic Equipment Violations	136	134	56	2
		Gambling - Betting/Wagering	0	0	0	0
		Gambling - Operating/Promoting	0	0	0	0
		Gambling - Equipment Violations	0	0	0	0
		Gambling - Sports Tampering	0	0	0	0
		Pornography/Obscene Material	0	0	0	0
		Prostitution	0	0	0	0
		Prostitution Assisting/Promoting	0	0	0	0
		Purchasing Prostitution	0	0	0	0
		Weapon Law Violations	14	14	7	2
		<b>Total Group A Offenses</b>	<b>1,356</b>	<b>759</b>	<b>548</b>	<b>32</b>

Domestic Violence Victims		
Offense	Reported	Cleared
Murder	1	1
Aggravated Assault	21	18
Simple Assault	119	100
Intimidation	9	5
Stalking	2	1
Forcible Rape	0	0
Forcible Sodomy	0	0
Sexual Assault W/Object	0	0
Forcible Fondling	1	1
Incest	0	0
Statutory Rape	0	0
Kidnapping/Abduction	0	0
<b>Total</b>	<b>153</b>	<b>126</b>

TIBRS Group B Arrests		
Offense	Adult	Juvenile
Bad Checks	0	0
Curfew/Vagrancy	0	0
Disorderly Conduct	5	0
DUI	90	0
Drunkenness	90	1
Family-Non Violent	0	0
Liquor Law Violations	0	0
Peeping Tom	0	0
Trespass	27	0
All Other Offenses	46	2
<b>Total Group B</b>	<b>258</b>	<b>3</b>



## Greenfield Police Department - 2016

2015 Population Estimate	2,120	TIBRS Group A Offenses	Offenses		Arrests	
			Reported	Cleared	Adult	Juvenile
<b>Offense Overview</b>		<b>Crimes Against Persons</b>				
Offense Total	69	Murder	0	0	0	0
Number Cleared	39	Negligent Manslaughter	0	0	0	0
Percent Cleared	56.52 %	Negligent Vehicular Manslaughter	0	0	0	0
Group A Crimes per 100,000 population	3,254.7	Kidnapping/Abduction	0	0	0	0
		Forcible Rape	0	0	0	0
		Forcible Sodomy	0	0	0	0
		Sexual Assault W/Object	0	0	0	0
		Forcible Fondling	0	0	0	0
		Incest	0	0	0	0
		Statutory Rape	1	1	1	0
		Aggravated Assault	4	4	2	0
		Simple Assault	5	4	4	0
		Intimidation	0	0	0	0
		Stalking	0	0	0	0
		Commercial Sex Acts	0	0	0	0
		Involuntary Servitude	0	0	0	0
		<b>Crimes Against Property</b>				
		Arson	0	0	0	0
		Bribery	0	0	0	0
		Burglary	11	7	2	3
		Counterfeiting/Forgery	1	1	1	0
		Destruction/Damage/Vandalism	9	3	2	0
		Embezzlement	0	0	0	0
		Extortion/Blackmail	0	0	0	0
		Fraud - Computer Hacking/Invasion	0	0	0	0
		Fraud - Credit Card/ATM	2	2	2	0
		Fraud - False Pretenses	1	0	0	0
		Fraud - Identity Theft	0	0	0	0
		Fraud - Impersonation	0	0	0	0
		Fraud - Welfare	0	0	0	0
		Fraud - Wire	0	0	0	0
		Motor Vehicle Theft	1	0	0	0
		Robbery	0	0	0	0
		Stolen Property Offenses	0	0	0	0
		Theft - Pocket-picking	0	0	0	0
		Theft - Purse Snatching	0	0	0	0
		Theft - Shoplifting	6	5	7	0
		Theft From Building	0	0	0	0
		Theft From Coin Machine	0	0	0	0
		Theft From Motor Vehicle	8	2	2	0
		Theft of Motor Vehicle Parts	2	0	0	0
		Theft - All Other Larceny	10	2	0	0
		<b>Crimes Against Society</b>				
		Animal Cruelty	0	0	0	0
		Drug/Narcotic Violations	5	5	4	0
		Drug/Narcotic Equipment Violations	3	3	0	0
		Gambling - Betting/Wagering	0	0	0	0
		Gambling - Operating/Promoting	0	0	0	0
		Gambling - Equipment Violations	0	0	0	0
		Gambling - Sports Tampering	0	0	0	0
		Pornography/Obscene Material	0	0	0	0
		Prostitution	0	0	0	0
		Prostitution Assisting/Promoting	0	0	0	0
		Purchasing Prostitution	0	0	0	0
		Weapon Law Violations	0	0	0	0
		<b>Total Group A Offenses</b>	<b>69</b>	<b>39</b>	<b>27</b>	<b>3</b>

Domestic Violence Victims		
Offense	Reported	Cleared
Murder	0	0
Aggravated Assault	4	4
Simple Assault	2	2
Intimidation	0	0
Stalking	0	0
Forcible Rape	0	0
Forcible Sodomy	0	0
Sexual Assault W/Object	0	0
Forcible Fondling	0	0
Incest	0	0
Statutory Rape	0	0
Kidnapping/Abduction	0	0
<b>Total</b>	<b>6</b>	<b>6</b>

TIBRS Group B Arrests		
Offense	Adult	Juvenile
Bad Checks	0	0
Curfew/Vagrancy	0	0
Disorderly Conduct	0	0
DUI	1	0
Drunkenness	3	0
Family-Non Violent	0	0
Liquor Law Violations	1	0
Peeping Tom	0	0
Trespass	0	0
All Other Offenses	1	0
<b>Total Group B</b>	<b>6</b>	<b>0</b>



## Halls Police Department - 2016

2015 Population Estimate	2,178	TIBRS Group A Offenses	Offenses		Arrests	
			Reported	Cleared	Adult	Juvenile
<b>Offense Overview</b>		<b>Crimes Against Persons</b>				
Offense Total	117	Murder	0	0	0	0
Number Cleared	36	Negligent Manslaughter	0	0	0	0
Percent Cleared	30.77 %	Negligent Vehicular Manslaughter	0	0	0	0
Group A Crimes per 100,000 population	5,371.9	Kidnapping/Abduction	0	0	0	0
		Forcible Rape	0	0	0	0
		Forcible Sodomy	0	0	0	0
		Sexual Assault W/Object	0	0	0	0
		Forcible Fondling	1	1	1	0
		Incest	0	0	0	0
		Statutory Rape	0	0	0	0
		Aggravated Assault	10	9	6	0
		Simple Assault	9	3	3	0
		Intimidation	2	2	2	0
		Stalking	0	0	0	0
		Commercial Sex Acts	0	0	0	0
		Involuntary Servitude	0	0	0	0
		<b>Crimes Against Property</b>				
		Arson	0	0	0	0
		Bribery	0	0	0	0
		Burglary	2	0	0	0
		Counterfeiting/Forgery	3	2	2	0
		Destruction/Damage/Vandalism	23	3	2	1
		Embezzlement	1	1	1	0
		Extortion/Blackmail	0	0	0	0
		Fraud - Computer Hacking/Invasion	0	0	0	0
		Fraud - Credit Card/ATM	1	0	0	0
		Fraud - False Pretenses	1	1	1	0
		Fraud - Identity Theft	0	0	0	0
		Fraud - Impersonation	0	0	0	0
		Fraud - Welfare	0	0	0	0
		Fraud - Wire	0	0	0	0
		Motor Vehicle Theft	0	0	0	0
		Robbery	0	0	0	0
		Stolen Property Offenses	0	0	0	0
		Theft - Pocket-picking	0	0	0	0
		Theft - Purse Snatching	0	0	0	0
		Theft - Shoplifting	6	2	2	0
		Theft From Building	13	1	1	0
		Theft From Coin Machine	1	0	0	0
		Theft From Motor Vehicle	20	7	6	0
		Theft of Motor Vehicle Parts	4	0	0	0
		Theft - All Other Larceny	17	2	2	0
		<b>Crimes Against Society</b>				
		Animal Cruelty	0	0	0	0
		Drug/Narcotic Violations	3	2	2	0
		Drug/Narcotic Equipment Violations	0	0	0	0
		Gambling - Betting/Wagering	0	0	0	0
		Gambling - Operating/Promoting	0	0	0	0
		Gambling - Equipment Violations	0	0	0	0
		Gambling - Sports Tampering	0	0	0	0
		Pornography/Obscene Material	0	0	0	0
		Prostitution	0	0	0	0
		Prostitution Assisting/Promoting	0	0	0	0
		Purchasing Prostitution	0	0	0	0
		Weapon Law Violations	0	0	0	0
		<b>Total Group A Offenses</b>	<b>117</b>	<b>36</b>	<b>31</b>	<b>1</b>

Domestic Violence Victims		
Offense	Reported	Cleared
Murder	0	0
Aggravated Assault	0	0
Simple Assault	5	1
Intimidation	2	2
Stalking	0	0
Forcible Rape	0	0
Forcible Sodomy	0	0
Sexual Assault W/Object	0	0
Forcible Fondling	0	0
Incest	0	0
Statutory Rape	0	0
Kidnapping/Abduction	0	0
<b>Total</b>	<b>7</b>	<b>3</b>

TIBRS Group B Arrests		
Offense	Adult	Juvenile
Bad Checks	0	0
Curfew/Vagrancy	0	0
Disorderly Conduct	0	0
DUI	7	0
Drunkenness	2	1
Family-Non Violent	0	0
Liquor Law Violations	0	0
Peeping Tom	0	0
Trespass	1	0
All Other Offenses	10	0
<b>Total Group B</b>	<b>20</b>	<b>1</b>



## Harriman Police Department - 2016

2015 Population Estimate	6,224	TIBRS Group A Offenses	Offenses		Arrests	
			Reported	Cleared	Adult	Juvenile
<b>Offense Overview</b>		<b>Crimes Against Persons</b>				
Offense Total	616	Murder	2	2	1	1
Number Cleared	416	Negligent Manslaughter	0	0	0	0
Percent Cleared	67.53 %	Negligent Vehicular Manslaughter	0	0	0	0
Group A Crimes per 100,000 population	9,897.2	Kidnapping/Abduction	3	3	0	0
		Forcible Rape	2	0	0	0
		Forcible Sodomy	0	0	0	0
		Sexual Assault W/Object	0	0	0	0
		Forcible Fondling	1	1	1	0
		Incest	0	0	0	0
		Statutory Rape	1	1	1	0
		Aggravated Assault	23	16	9	0
		Simple Assault	64	31	23	3
		Intimidation	11	0	0	0
		Stalking	2	2	1	0
		Commercial Sex Acts	0	0	0	0
		Involuntary Servitude	0	0	0	0
		<b>Crimes Against Property</b>				
		Arson	1	0	0	0
		Bribery	0	0	0	0
		Burglary	34	6	6	1
		Counterfeiting/Forgery	5	3	2	0
		Destruction/Damage/Vandalism	33	8	2	0
		Embezzlement	0	0	0	0
		Extortion/Blackmail	0	0	0	0
		Fraud - Computer Hacking/Invasion	0	0	0	0
		Fraud - Credit Card/ATM	4	2	1	0
		Fraud - False Pretenses	2	0	0	0
		Fraud - Identity Theft	1	1	0	0
		Fraud - Impersonation	12	12	7	0
		Fraud - Welfare	0	0	0	0
		Fraud - Wire	0	0	0	0
		Motor Vehicle Theft	4	2	1	1
		Robbery	1	0	0	0
		Stolen Property Offenses	0	0	0	0
		Theft - Pocket-picking	0	0	0	0
		Theft - Purse Snatching	0	0	0	0
		Theft - Shoplifting	19	9	9	0
		Theft From Building	30	7	5	0
		Theft From Coin Machine	3	1	2	0
		Theft From Motor Vehicle	12	1	1	0
		Theft of Motor Vehicle Parts	0	0	0	0
		Theft - All Other Larceny	34	6	5	0
		<b>Crimes Against Society</b>				
		Animal Cruelty	0	0	0	0
		Drug/Narcotic Violations	158	153	160	3
		Drug/Narcotic Equipment Violations	142	138	103	1
		Gambling - Betting/Wagering	0	0	0	0
		Gambling - Operating/Promoting	0	0	0	0
		Gambling - Equipment Violations	0	0	0	0
		Gambling - Sports Tampering	0	0	0	0
		Pornography/Obscene Material	2	1	0	0
		Prostitution	0	0	0	0
		Prostitution Assisting/Promoting	0	0	0	0
		Purchasing Prostitution	0	0	0	0
		Weapon Law Violations	10	10	5	0
		<b>Total Group A Offenses</b>	<b>616</b>	<b>416</b>	<b>345</b>	<b>10</b>

Domestic Violence Victims		
Offense	Reported	Cleared
Murder	1	1
Aggravated Assault	14	10
Simple Assault	42	22
Intimidation	6	0
Stalking	1	1
Forcible Rape	0	0
Forcible Sodomy	0	0
Sexual Assault W/Object	0	0
Forcible Fondling	0	0
Incest	0	0
Statutory Rape	1	1
Kidnapping/Abduction	3	3
<b>Total</b>	<b>68</b>	<b>38</b>

TIBRS Group B Arrests		
Offense	Adult	Juvenile
Bad Checks	2	0
Curfew/Vagrancy	0	0
Disorderly Conduct	9	2
DUI	24	0
Drunkenness	36	1
Family-Non Violent	0	0
Liquor Law Violations	7	1
Peeping Tom	0	0
Trespass	10	3
All Other Offenses	2	0
<b>Total Group B</b>	<b>90</b>	<b>7</b>

Please check [www.tncrimeonline.com](http://www.tncrimeonline.com) for additional 2016 data.



## Henderson Police Department - 2016

2015 Population Estimate	6,552	TIBRS Group A Offenses	Offenses		Arrests	
			Reported	Cleared	Adult	Juvenile
<b>Offense Overview</b>		<b>Crimes Against Persons</b>				
Offense Total	347	Murder	0	0	0	0
Number Cleared	178	Negligent Manslaughter	0	0	0	0
Percent Cleared	51.30 %	Negligent Vehicular Manslaughter	0	0	0	0
Group A Crimes per 100,000 population	5,296.1	Kidnapping/Abduction	1	1	0	0
		Forcible Rape	0	0	0	0
		Forcible Sodomy	0	0	0	0
		Sexual Assault W/Object	0	0	0	0
		Forcible Fondling	1	0	0	0
		Incest	0	0	0	0
		Statutory Rape	0	0	0	0
		Aggravated Assault	24	21	19	0
		Simple Assault	34	18	16	0
		Intimidation	12	2	2	0
		Stalking	1	0	0	0
		Commercial Sex Acts	0	0	0	0
		Involuntary Servitude	0	0	0	0
		<b>Crimes Against Property</b>				
		Arson	0	0	0	0
		Bribery	1	1	1	0
		Burglary	41	4	5	0
		Counterfeiting/Forgery	9	1	0	0
		Destruction/Damage/Vandalism	60	18	5	2
		Embezzlement	2	2	2	0
		Extortion/Blackmail	0	0	0	0
		Fraud - Computer Hacking/Invasion	0	0	0	0
		Fraud - Credit Card/ATM	8	3	4	0
		Fraud - False Pretenses	2	0	0	0
		Fraud - Identity Theft	2	0	0	0
		Fraud - Impersonation	0	0	0	0
		Fraud - Welfare	0	0	0	0
		Fraud - Wire	2	0	0	0
		Motor Vehicle Theft	5	3	2	0
		Robbery	1	0	0	0
		Stolen Property Offenses	0	0	0	0
		Theft - Pocket-picking	0	0	0	0
		Theft - Purse Snatching	0	0	0	0
		Theft - Shoplifting	2	1	2	0
		Theft From Building	12	5	2	0
		Theft From Coin Machine	0	0	0	0
		Theft From Motor Vehicle	7	2	1	1
		Theft of Motor Vehicle Parts	5	0	0	0
		Theft - All Other Larceny	25	6	6	0
		<b>Crimes Against Society</b>				
		Animal Cruelty	0	0	0	0
		Drug/Narcotic Violations	43	43	49	3
		Drug/Narcotic Equipment Violations	42	42	24	0
		Gambling - Betting/Wagering	0	0	0	0
		Gambling - Operating/Promoting	0	0	0	0
		Gambling - Equipment Violations	0	0	0	0
		Gambling - Sports Tampering	0	0	0	0
		Pornography/Obscene Material	0	0	0	0
		Prostitution	0	0	0	0
		Prostitution Assisting/Promoting	0	0	0	0
		Purchasing Prostitution	0	0	0	0
		Weapon Law Violations	5	5	2	0
		<b>Total Group A Offenses</b>	<b>347</b>	<b>178</b>	<b>142</b>	<b>6</b>

Domestic Violence Victims		
Offense	Reported	Cleared
Murder	0	0
Aggravated Assault	15	12
Simple Assault	18	17
Intimidation	4	2
Stalking	0	0
Forcible Rape	0	0
Forcible Sodomy	0	0
Sexual Assault W/Object	0	0
Forcible Fondling	1	0
Incest	0	0
Statutory Rape	0	0
Kidnapping/Abduction	1	1
<b>Total</b>	<b>39</b>	<b>32</b>

TIBRS Group B Arrests		
Offense	Adult	Juvenile
Bad Checks	0	0
Curfew/Vagrancy	0	0
Disorderly Conduct	1	0
DUI	5	0
Drunkenness	11	0
Family-Non Violent	0	0
Liquor Law Violations	10	3
Peeping Tom	0	0
Trespass	0	0
All Other Offenses	5	0
<b>Total Group B</b>	<b>32</b>	<b>3</b>





## Hendersonville Police Department - 2016

2015 Population Estimate	56,018	TIBRS Group A Offenses	Offenses		Arrests	
			Reported	Cleared	Adult	Juvenile
<b>Offense Overview</b>		<b>Crimes Against Persons</b>				
Offense Total	2,663	Murder	2	2	0	0
Number Cleared	1,530	Negligent Manslaughter	1	1	1	0
Percent Cleared	57.45 %	Negligent Vehicular Manslaughter	0	0	0	0
Group A Crimes per 100,000 population	4,753.8	Kidnapping/Abduction	5	4	5	0
		Forcible Rape	2	2	1	0
		Forcible Sodomy	0	0	0	0
		Sexual Assault W/Object	0	0	0	0
		Forcible Fondling	14	4	2	1
		Incest	0	0	0	0
		Statutory Rape	6	6	3	0
		Aggravated Assault	63	52	47	3
		Simple Assault	347	239	176	33
		Intimidation	18	6	5	1
		Stalking	11	4	4	0
		Commercial Sex Acts	0	0	0	0
		Involuntary Servitude	0	0	0	0
<b>Arrest Overview</b>		<b>Crimes Against Property</b>				
Total Arrests	1,627	Arson	2	2	2	0
Adult Arrests	1,433	Bribery	1	1	1	0
Juvenile Arrests	194	Burglary	82	24	28	4
Unknown Age	0	Counterfeiting/Forgery	55	32	32	0
Arrests per 100,000 population	2,904.4	Destruction/Damage/Vandalism	196	51	23	19
Average number offenses/incident	1.23	Embezzlement	21	16	13	0
		Extortion/Blackmail	4	1	1	0
		Fraud - Computer Hacking/Invasion	0	0	0	0
		Fraud - Credit Card/ATM	122	28	14	1
		Fraud - False Pretenses	116	36	27	0
		Fraud - Identity Theft	7	0	0	0
		Fraud - Impersonation	50	15	12	1
		Fraud - Welfare	0	0	0	0
		Fraud - Wire	6	0	0	0
		Motor Vehicle Theft	29	9	7	0
		Robbery	9	5	4	1
		Stolen Property Offenses	10	6	5	0
		Theft - Pocket-picking	0	0	0	0
		Theft - Purse Snatching	0	0	0	0
		Theft - Shoplifting	376	225	222	35
		Theft From Building	142	43	34	2
		Theft From Coin Machine	1	0	0	0
		Theft From Motor Vehicle	105	22	16	4
		Theft of Motor Vehicle Parts	39	3	4	0
		Theft - All Other Larceny	117	20	15	3
		<b>Crimes Against Society</b>				
		Animal Cruelty	0	0	0	0
		Drug/Narcotic Violations	339	325	284	40
		Drug/Narcotic Equipment Violations	337	324	118	9
		Gambling - Betting/Wagering	0	0	0	0
		Gambling - Operating/Promoting	0	0	0	0
		Gambling - Equipment Violations	0	0	0	0
		Gambling - Sports Tampering	0	0	0	0
		Pornography/Obscene Material	10	6	5	1
		Prostitution	5	4	3	0
		Prostitution Assisting/Promoting	1	1	1	0
		Purchasing Prostitution	1	1	1	0
		Weapon Law Violations	11	10	6	0
		<b>Total Group A Offenses</b>	<b>2,663</b>	<b>1,530</b>	<b>1,122</b>	<b>158</b>

Domestic Violence Victims		
Offense	Reported	Cleared
Murder	1	1
Aggravated Assault	32	26
Simple Assault	238	191
Intimidation	10	5
Stalking	6	2
Forcible Rape	1	1
Forcible Sodomy	0	0
Sexual Assault W/Object	0	0
Forcible Fondling	1	1
Incest	0	0
Statutory Rape	2	2
Kidnapping/Abduction	5	4
<b>Total</b>	<b>296</b>	<b>233</b>

TIBRS Group B Arrests		
Offense	Adult	Juvenile
Bad Checks	2	0
Curfew/Vagrancy	1	4
Disorderly Conduct	10	0
DUI	149	0
Drunkenness	53	0
Family-Non Violent	5	0
Liquor Law Violations	23	2
Peeping Tom	0	0
Trespass	17	3
All Other Offenses	51	27
<b>Total Group B</b>	<b>311</b>	<b>36</b>



## Henning Police Department - 2016

<b>2015 Population Estimate</b>	<b>916</b>
<b>Offense Overview</b>	
Offense Total	55
Number Cleared	14
Percent Cleared	25.45 %
Group A Crimes per 100,000 population	6,004.4
<b>Arrest Overview</b>	
Total Arrests	12
Adult Arrests	12
Juvenile Arrests	0
Unknown Age	0
Arrests per 100,000 population	1,310.0
Average number offenses/incident	1.28

Domestic Violence Victims		
Offense	Reported	Cleared
Murder	0	0
Aggravated Assault	2	1
Simple Assault	5	3
Intimidation	0	0
Stalking	0	0
Forcible Rape	0	0
Forcible Sodomy	0	0
Sexual Assault W/Object	0	0
Forcible Fondling	0	0
Incest	0	0
Statutory Rape	0	0
Kidnapping/Abduction	0	0
<b>Total</b>	<b>7</b>	<b>4</b>

TIBRS Group B Arrests		
Offense	Adult	Juvenile
Bad Checks	0	0
Curfew/Vagrancy	0	0
Disorderly Conduct	0	0
DUI	0	0
Drunkenness	0	0
Family-Non Violent	0	0
Liquor Law Violations	0	0
Peeping Tom	0	0
Trespass	0	0
All Other Offenses	0	0
<b>Total Group B</b>	<b>0</b>	<b>0</b>

TIBRS Group A Offenses	Offenses		Arrests	
	Reported	Cleared	Adult	Juvenile
<b>Crimes Against Persons</b>				
Murder	0	0	0	0
Negligent Manslaughter	0	0	0	0
Negligent Vehicular Manslaughter	0	0	0	0
Kidnapping/Abduction	0	0	0	0
Forcible Rape	0	0	0	0
Forcible Sodomy	0	0	0	0
Sexual Assault W/Object	0	0	0	0
Forcible Fondling	0	0	0	0
Incest	0	0	0	0
Statutory Rape	0	0	0	0
Aggravated Assault	9	4	3	0
Simple Assault	7	4	3	0
Intimidation	2	0	0	0
Stalking	0	0	0	0
Commercial Sex Acts	0	0	0	0
Involuntary Servitude	0	0	0	0
<b>Crimes Against Property</b>				
Arson	1	0	0	0
Bribery	0	0	0	0
Burglary	11	1	1	0
Counterfeiting/Forgery	1	1	1	0
Destruction/Damage/Vandalism	13	0	0	0
Embezzlement	0	0	0	0
Extortion/Blackmail	0	0	0	0
Fraud - Computer Hacking/Invasion	0	0	0	0
Fraud - Credit Card/ATM	0	0	0	0
Fraud - False Pretenses	0	0	0	0
Fraud - Identity Theft	0	0	0	0
Fraud - Impersonation	1	1	1	0
Fraud - Welfare	0	0	0	0
Fraud - Wire	0	0	0	0
Motor Vehicle Theft	0	0	0	0
Robbery	1	0	0	0
Stolen Property Offenses	0	0	0	0
Theft - Pocket-picking	0	0	0	0
Theft - Purse Snatching	0	0	0	0
Theft - Shoplifting	2	1	1	0
Theft From Building	1	0	0	0
Theft From Coin Machine	0	0	0	0
Theft From Motor Vehicle	1	0	0	0
Theft of Motor Vehicle Parts	0	0	0	0
Theft - All Other Larceny	4	1	1	0
<b>Crimes Against Society</b>				
Animal Cruelty	0	0	0	0
Drug/Narcotic Violations	1	1	1	0
Drug/Narcotic Equipment Violations	0	0	0	0
Gambling - Betting/Wagering	0	0	0	0
Gambling - Operating/Promoting	0	0	0	0
Gambling - Equipment Violations	0	0	0	0
Gambling - Sports Tampering	0	0	0	0
Pornography/Obscene Material	0	0	0	0
Prostitution	0	0	0	0
Prostitution Assisting/Promoting	0	0	0	0
Purchasing Prostitution	0	0	0	0
Weapon Law Violations	0	0	0	0
<b>Total Group A Offenses</b>	<b>55</b>	<b>14</b>	<b>12</b>	<b>0</b>

Agency closed in July 2016. Data is for January - April. Henning PD now covered by Lauderdale County Sheriff's Office.



# Henry Police Department - 2016

2015 Population Estimate	467	TIBRS Group A Offenses	Offenses		Arrests	
			Reported	Cleared	Adult	Juvenile
<b>Offense Overview</b>		<b>Crimes Against Persons</b>				
Offense Total	14	Murder	0	0	0	0
Number Cleared	4	Negligent Manslaughter	0	0	0	0
Percent Cleared	28.57 %	Negligent Vehicular Manslaughter	0	0	0	0
Group A Crimes per 100,000 population	2,997.9	Kidnapping/Abduction	0	0	0	0
		Forcible Rape	0	0	0	0
		Forcible Sodomy	0	0	0	0
		Sexual Assault W/Object	0	0	0	0
		Forcible Fondling	0	0	0	0
		Incest	0	0	0	0
		Statutory Rape	0	0	0	0
		Aggravated Assault	2	2	1	0
		Simple Assault	1	1	1	0
		Intimidation	0	0	0	0
		Stalking	0	0	0	0
		Commercial Sex Acts	0	0	0	0
		Involuntary Servitude	0	0	0	0
		<b>Crimes Against Property</b>				
		Arson	0	0	0	0
		Bribery	0	0	0	0
		Burglary	2	0	0	0
		Counterfeiting/Forgery	1	0	0	0
		Destruction/Damage/Vandalism	3	0	0	0
		Embezzlement	0	0	0	0
		Extortion/Blackmail	0	0	0	0
		Fraud - Computer Hacking/Invasion	0	0	0	0
		Fraud - Credit Card/ATM	0	0	0	0
		Fraud - False Pretenses	1	0	0	0
		Fraud - Identity Theft	0	0	0	0
		Fraud - Impersonation	0	0	0	0
		Fraud - Welfare	0	0	0	0
		Fraud - Wire	0	0	0	0
		Motor Vehicle Theft	0	0	0	0
		Robbery	0	0	0	0
		Stolen Property Offenses	0	0	0	0
		Theft - Pocket-picking	0	0	0	0
		Theft - Purse Snatching	0	0	0	0
		Theft - Shoplifting	0	0	0	0
		Theft From Building	0	0	0	0
		Theft From Coin Machine	0	0	0	0
		Theft From Motor Vehicle	0	0	0	0
		Theft of Motor Vehicle Parts	0	0	0	0
		Theft - All Other Larceny	2	0	0	0
		<b>Crimes Against Society</b>				
		Animal Cruelty	0	0	0	0
		Drug/Narcotic Violations	1	1	0	0
		Drug/Narcotic Equipment Violations	0	0	0	0
		Gambling - Betting/Wagering	0	0	0	0
		Gambling - Operating/Promoting	0	0	0	0
		Gambling - Equipment Violations	0	0	0	0
		Gambling - Sports Tampering	0	0	0	0
		Pornography/Obscene Material	1	0	0	0
		Prostitution	0	0	0	0
		Prostitution Assisting/Promoting	0	0	0	0
		Purchasing Prostitution	0	0	0	0
		Weapon Law Violations	0	0	0	0
		<b>Total Group A Offenses</b>	<b>14</b>	<b>4</b>	<b>2</b>	<b>0</b>

Domestic Violence Victims		
Offense	Reported	Cleared
Murder	0	0
Aggravated Assault	1	1
Simple Assault	0	0
Intimidation	0	0
Stalking	0	0
Forcible Rape	0	0
Forcible Sodomy	0	0
Sexual Assault W/Object	0	0
Forcible Fondling	0	0
Incest	0	0
Statutory Rape	0	0
Kidnapping/Abduction	0	0
<b>Total</b>	<b>1</b>	<b>1</b>

TIBRS Group B Arrests		
Offense	Adult	Juvenile
Bad Checks	0	0
Curfew/Vagrancy	0	0
Disorderly Conduct	0	0
DUI	0	0
Drunkenness	0	0
Family-Non Violent	0	0
Liquor Law Violations	0	0
Peeping Tom	0	0
Trespass	0	0
All Other Offenses	0	0
<b>Total Group B</b>	<b>0</b>	<b>0</b>



# Hohenwald Police Department - 2016

<b>2015 Population Estimate</b>	<b>3,667</b>
<b>Offense Overview</b>	
Offense Total	486
Number Cleared	287
Percent Cleared	59.05 %
Group A Crimes per 100,000 population	13,253.3
<b>Arrest Overview</b>	
Total Arrests	273
Adult Arrests	256
Juvenile Arrests	17
Unknown Age	0
Arrests per 100,000 population	7,444.8
Average number offenses/incident	1.24

Domestic Violence Victims		
Offense	Reported	Cleared
Murder	0	0
Aggravated Assault	15	15
Simple Assault	29	24
Intimidation	1	1
Stalking	0	0
Forcible Rape	1	1
Forcible Sodomy	0	0
Sexual Assault W/Object	0	0
Forcible Fondling	0	0
Incest	0	0
Statutory Rape	0	0
Kidnapping/Abduction	2	2
<b>Total</b>	<b>48</b>	<b>43</b>

TIBRS Group B Arrests		
Offense	Adult	Juvenile
Bad Checks	0	0
Curfew/Vagrancy	0	2
Disorderly Conduct	4	0
DUI	20	0
Drunkenness	6	0
Family-Non Violent	0	0
Liquor Law Violations	11	0
Peeping Tom	0	0
Trespass	5	1
All Other Offenses	12	0
<b>Total Group B</b>	<b>58</b>	<b>3</b>

TIBRS Group A Offenses	Offenses		Arrests	
	Reported	Cleared	Adult	Juvenile
<b>Crimes Against Persons</b>				
Murder	0	0	0	0
Negligent Manslaughter	0	0	0	0
Negligent Vehicular Manslaughter	0	0	0	0
Kidnapping/Abduction	2	2	1	0
Forcible Rape	1	1	0	0
Forcible Sodomy	0	0	0	0
Sexual Assault W/Object	0	0	0	0
Forcible Fondling	1	1	1	0
Incest	0	0	0	0
Statutory Rape	0	0	0	0
Aggravated Assault	39	38	30	3
Simple Assault	56	50	43	1
Intimidation	9	6	5	0
Stalking	0	0	0	0
Commercial Sex Acts	0	0	0	0
Involuntary Servitude	0	0	0	0
<b>Crimes Against Property</b>				
Arson	4	3	2	0
Bribery	0	0	0	0
Burglary	47	8	4	6
Counterfeiting/Forgery	15	7	4	0
Destruction/Damage/Vandalism	41	18	7	0
Embezzlement	1	1	1	0
Extortion/Blackmail	0	0	0	0
Fraud - Computer Hacking/Invasion	0	0	0	0
Fraud - Credit Card/ATM	15	0	0	0
Fraud - False Pretenses	8	5	0	0
Fraud - Identity Theft	0	0	0	0
Fraud - Impersonation	0	0	0	0
Fraud - Welfare	0	0	0	0
Fraud - Wire	0	0	0	0
Motor Vehicle Theft	11	6	6	0
Robbery	1	1	2	0
Stolen Property Offenses	0	0	0	0
Theft - Pocket-picking	0	0	0	0
Theft - Purse Snatching	0	0	0	0
Theft - Shoplifting	54	39	30	2
Theft From Building	43	7	5	0
Theft From Coin Machine	0	0	0	0
Theft From Motor Vehicle	18	3	0	0
Theft of Motor Vehicle Parts	2	0	0	0
Theft - All Other Larceny	18	5	3	1
<b>Crimes Against Society</b>				
Animal Cruelty	2	1	1	0
Drug/Narcotic Violations	45	40	39	1
Drug/Narcotic Equipment Violations	41	35	12	0
Gambling - Betting/Wagering	0	0	0	0
Gambling - Operating/Promoting	0	0	0	0
Gambling - Equipment Violations	0	0	0	0
Gambling - Sports Tampering	0	0	0	0
Pornography/Obscene Material	0	0	0	0
Prostitution	0	0	0	0
Prostitution Assisting/Promoting	0	0	0	0
Purchasing Prostitution	0	0	0	0
Weapon Law Violations	12	10	2	0
<b>Total Group A Offenses</b>	<b>486</b>	<b>287</b>	<b>198</b>	<b>14</b>



# Hollow Rock Police Department - 2016

2015 Population Estimate	697	TIBRS Group A Offenses	Offenses		Arrests	
			Reported	Cleared	Adult	Juvenile
<b>Offense Overview</b>		<b>Crimes Against Persons</b>				
Offense Total	48	Murder	0	0	0	0
Number Cleared	21	Negligent Manslaughter	0	0	0	0
Percent Cleared	43.75 %	Negligent Vehicular Manslaughter	0	0	0	0
Group A Crimes per 100,000 population	6,886.7	Kidnapping/Abduction	0	0	0	0
		Forcible Rape	0	0	0	0
		Forcible Sodomy	0	0	0	0
		Sexual Assault W/Object	0	0	0	0
		Forcible Fondling	0	0	0	0
		Incest	0	0	0	0
		Statutory Rape	0	0	0	0
		Aggravated Assault	1	1	1	0
		Simple Assault	7	7	7	0
		Intimidation	1	1	1	0
		Stalking	0	0	0	0
		Commercial Sex Acts	0	0	0	0
		Involuntary Servitude	0	0	0	0
<b>Arrest Overview</b>		<b>Crimes Against Property</b>				
Total Arrests	24	Arson	0	0	0	0
Adult Arrests	24	Bribery	0	0	0	0
Juvenile Arrests	0	Burglary	2	2	3	0
Unknown Age	0	Counterfeiting/Forgery	2	1	1	0
Arrests per 100,000 population	3,443.3	Destruction/Damage/Vandalism	3	1	1	0
Average number offenses/incident	1.07	Embezzlement	0	0	0	0
		Extortion/Blackmail	0	0	0	0
		Fraud - Computer Hacking/Invasion	0	0	0	0
		Fraud - Credit Card/ATM	11	0	0	0
		Fraud - False Pretenses	0	0	0	0
		Fraud - Identity Theft	0	0	0	0
		Fraud - Impersonation	1	1	1	0
		Fraud - Welfare	0	0	0	0
		Fraud - Wire	0	0	0	0
		Motor Vehicle Theft	3	1	1	0
		Robbery	0	0	0	0
		Stolen Property Offenses	0	0	0	0
		Theft - Pocket-picking	0	0	0	0
		Theft - Purse Snatching	0	0	0	0
		Theft - Shoplifting	0	0	0	0
		Theft From Building	3	0	0	0
		Theft From Coin Machine	0	0	0	0
		Theft From Motor Vehicle	3	0	0	0
		Theft of Motor Vehicle Parts	0	0	0	0
		Theft - All Other Larceny	5	0	0	0
		<b>Crimes Against Society</b>				
		Animal Cruelty	0	0	0	0
		Drug/Narcotic Violations	3	3	3	0
		Drug/Narcotic Equipment Violations	2	2	0	0
		Gambling - Betting/Wagering	0	0	0	0
		Gambling - Operating/Promoting	0	0	0	0
		Gambling - Equipment Violations	0	0	0	0
		Gambling - Sports Tampering	0	0	0	0
		Pornography/Obscene Material	0	0	0	0
		Prostitution	0	0	0	0
		Prostitution Assisting/Promoting	0	0	0	0
		Purchasing Prostitution	0	0	0	0
		Weapon Law Violations	1	1	0	0
		<b>Total Group A Offenses</b>	<b>48</b>	<b>21</b>	<b>19</b>	<b>0</b>

Domestic Violence Victims		
Offense	Reported	Cleared
Murder	0	0
Aggravated Assault	1	1
Simple Assault	6	6
Intimidation	1	1
Stalking	0	0
Forcible Rape	0	0
Forcible Sodomy	0	0
Sexual Assault W/Object	0	0
Forcible Fondling	0	0
Incest	0	0
Statutory Rape	0	0
Kidnapping/Abduction	0	0
<b>Total</b>	<b>8</b>	<b>8</b>

TIBRS Group B Arrests		
Offense	Adult	Juvenile
Bad Checks	0	0
Curfew/Vagrancy	0	0
Disorderly Conduct	1	0
DUI	1	0
Drunkenness	1	0
Family-Non Violent	0	0
Liquor Law Violations	0	0
Peeping Tom	0	0
Trespass	0	0
All Other Offenses	2	0
<b>Total Group B</b>	<b>5</b>	<b>0</b>



## Hornbeak Police Department - 2016

2015 Population Estimate	409	TIBRS Group A Offenses	Offenses		Arrests	
			Reported	Cleared	Adult	Juvenile
<b>Offense Overview</b>		<b>Crimes Against Persons</b>				
Offense Total	2	Murder	0	0	0	0
Number Cleared	2	Negligent Manslaughter	0	0	0	0
Percent Cleared	100.00 %	Negligent Vehicular Manslaughter	0	0	0	0
Group A Crimes per 100,000 population	489.0	Kidnapping/Abduction	0	0	0	0
		Forcible Rape	0	0	0	0
		Forcible Sodomy	0	0	0	0
		Sexual Assault W/Object	0	0	0	0
		Forcible Fondling	0	0	0	0
		Incest	0	0	0	0
		Statutory Rape	0	0	0	0
		Aggravated Assault	0	0	0	0
		Simple Assault	0	0	0	0
		Intimidation	0	0	0	0
		Stalking	0	0	0	0
		Commercial Sex Acts	0	0	0	0
		Involuntary Servitude	0	0	0	0
<b>Arrest Overview</b>		<b>Crimes Against Property</b>				
Total Arrests	3	Arson	0	0	0	0
Adult Arrests	3	Bribery	0	0	0	0
Juvenile Arrests	0	Burglary	0	0	0	0
Unknown Age	0	Counterfeiting/Forgery	0	0	0	0
Arrests per 100,000 population	733.5	Destruction/Damage/Vandalism	0	0	0	0
Average number offenses/incident	1.00	Embezzlement	0	0	0	0
		Extortion/Blackmail	0	0	0	0
		Fraud - Computer Hacking/Invasion	0	0	0	0
		Fraud - Credit Card/ATM	0	0	0	0
		Fraud - False Pretenses	0	0	0	0
		Fraud - Identity Theft	0	0	0	0
		Fraud - Impersonation	0	0	0	0
		Fraud - Welfare	0	0	0	0
		Fraud - Wire	0	0	0	0
		Motor Vehicle Theft	0	0	0	0
		Robbery	0	0	0	0
		Stolen Property Offenses	0	0	0	0
		Theft - Pocket-picking	0	0	0	0
		Theft - Purse Snatching	0	0	0	0
		Theft - Shoplifting	0	0	0	0
		Theft From Building	1	1	1	0
		Theft From Coin Machine	0	0	0	0
		Theft From Motor Vehicle	0	0	0	0
		Theft of Motor Vehicle Parts	0	0	0	0
		Theft - All Other Larceny	0	0	0	0
		<b>Crimes Against Society</b>				
		Animal Cruelty	0	0	0	0
		Drug/Narcotic Violations	1	1	1	0
		Drug/Narcotic Equipment Violations	0	0	0	0
		Gambling - Betting/Wagering	0	0	0	0
		Gambling - Operating/Promoting	0	0	0	0
		Gambling - Equipment Violations	0	0	0	0
		Gambling - Sports Tampering	0	0	0	0
		Pornography/Obscene Material	0	0	0	0
		Prostitution	0	0	0	0
		Prostitution Assisting/Promoting	0	0	0	0
		Purchasing Prostitution	0	0	0	0
		Weapon Law Violations	0	0	0	0
		<b>Total Group A Offenses</b>	<b>2</b>	<b>2</b>	<b>2</b>	<b>0</b>

Domestic Violence Victims		
Offense	Reported	Cleared
Murder	0	0
Aggravated Assault	0	0
Simple Assault	0	0
Intimidation	0	0
Stalking	0	0
Forcible Rape	0	0
Forcible Sodomy	0	0
Sexual Assault W/Object	0	0
Forcible Fondling	0	0
Incest	0	0
Statutory Rape	0	0
Kidnapping/Abduction	0	0
<b>Total</b>	<b>0</b>	<b>0</b>

TIBRS Group B Arrests		
Offense	Adult	Juvenile
Bad Checks	0	0
Curfew/Vagrancy	0	0
Disorderly Conduct	0	0
DUI	0	0
Drunkenness	1	0
Family-Non Violent	0	0
Liquor Law Violations	0	0
Peeping Tom	0	0
Trespass	0	0
All Other Offenses	0	0
<b>Total Group B</b>	<b>1</b>	<b>0</b>



## Humboldt Police Department - 2016

2015 Population Estimate	8,313	TIBRS Group A Offenses	Offenses		Arrests	
			Reported	Cleared	Adult	Juvenile
<b>Offense Overview</b>		<b>Crimes Against Persons</b>				
Offense Total	799	Murder	0	0	0	0
Number Cleared	289	Negligent Manslaughter	0	0	0	0
Percent Cleared	36.17 %	Negligent Vehicular Manslaughter	0	0	0	0
Group A Crimes per 100,000 population	9,611.5	Kidnapping/Abduction	1	1	0	0
		Forcible Rape	3	3	2	0
		Forcible Sodomy	2	1	0	0
		Sexual Assault W/Object	0	0	0	0
		Forcible Fondling	2	1	1	0
		Incest	0	0	0	0
		Statutory Rape	4	4	4	0
		Aggravated Assault	54	20	17	0
		Simple Assault	137	75	68	2
		Intimidation	53	10	8	0
		Stalking	0	0	0	0
		Commercial Sex Acts	1	1	1	0
		Involuntary Servitude	0	0	0	0
		<b>Crimes Against Property</b>				
		Arson	0	0	0	0
		Bribery	0	0	0	0
		Burglary	60	12	10	6
		Counterfeiting/Forgery	10	3	2	0
		Destruction/Damage/Vandalism	93	17	6	4
		Embezzlement	3	1	1	0
		Extortion/Blackmail	1	1	1	0
		Fraud - Computer Hacking/Invasion	0	0	0	0
		Fraud - Credit Card/ATM	13	0	0	0
		Fraud - False Pretenses	14	2	0	0
		Fraud - Identity Theft	1	0	0	0
		Fraud - Impersonation	3	2	2	0
		Fraud - Welfare	0	0	0	0
		Fraud - Wire	0	0	0	0
		Motor Vehicle Theft	10	3	1	0
		Robbery	3	1	2	0
		Stolen Property Offenses	1	1	0	0
		Theft - Pocket-picking	0	0	0	0
		Theft - Purse Snatching	0	0	0	0
		Theft - Shoplifting	98	10	7	2
		Theft From Building	55	5	2	0
		Theft From Coin Machine	0	0	0	0
		Theft From Motor Vehicle	21	3	2	1
		Theft of Motor Vehicle Parts	3	2	0	2
		Theft - All Other Larceny	43	2	0	0
		<b>Crimes Against Society</b>				
		Animal Cruelty	0	0	0	0
		Drug/Narcotic Violations	58	56	49	1
		Drug/Narcotic Equipment Violations	41	41	6	0
		Gambling - Betting/Wagering	0	0	0	0
		Gambling - Operating/Promoting	0	0	0	0
		Gambling - Equipment Violations	0	0	0	0
		Gambling - Sports Tampering	0	0	0	0
		Pornography/Obscene Material	0	0	0	0
		Prostitution	1	1	0	0
		Prostitution Assisting/Promoting	1	1	0	0
		Purchasing Prostitution	0	0	0	0
		Weapon Law Violations	9	9	6	0
		<b>Total Group A Offenses</b>	<b>799</b>	<b>289</b>	<b>198</b>	<b>18</b>

Domestic Violence Victims		
Offense	Reported	Cleared
Murder	0	0
Aggravated Assault	17	12
Simple Assault	97	65
Intimidation	18	7
Stalking	0	0
Forcible Rape	1	1
Forcible Sodomy	0	0
Sexual Assault W/Object	0	0
Forcible Fondling	0	0
Incest	0	0
Statutory Rape	3	3
Kidnapping/Abduction	1	1
<b>Total</b>	<b>137</b>	<b>89</b>

TIBRS Group B Arrests		
Offense	Adult	Juvenile
Bad Checks	0	0
Curfew/Vagrancy	0	0
Disorderly Conduct	12	0
DUI	29	0
Drunkenness	11	0
Family-Non Violent	2	0
Liquor Law Violations	2	0
Peeping Tom	0	0
Trespass	6	0
All Other Offenses	26	2
<b>Total Group B</b>	<b>88</b>	<b>2</b>



## Huntingdon Police Department - 2016

2015 Population Estimate	3,926	TIBRS Group A Offenses	Offenses		Arrests	
			Reported	Cleared	Adult	Juvenile
<b>Offense Overview</b>		<b>Crimes Against Persons</b>				
Offense Total	344	Murder	0	0	0	0
Number Cleared	241	Negligent Manslaughter	0	0	0	0
Percent Cleared	70.06 %	Negligent Vehicular Manslaughter	0	0	0	0
Group A Crimes per 100,000 population	8,762.1	Kidnapping/Abduction	0	0	0	0
		Forcible Rape	0	0	0	0
		Forcible Sodomy	0	0	0	0
		Sexual Assault W/Object	1	1	1	0
		Forcible Fondling	1	1	1	0
		Incest	0	0	0	0
		Statutory Rape	0	0	0	0
		Aggravated Assault	6	6	2	0
		Simple Assault	38	36	33	1
		Intimidation	2	2	2	0
		Stalking	1	1	1	0
		Commercial Sex Acts	0	0	0	0
		Involuntary Servitude	0	0	0	0
		<b>Crimes Against Property</b>				
		Arson	0	0	0	0
		Bribery	0	0	0	0
		Burglary	10	5	3	1
		Counterfeiting/Forgery	5	3	3	0
		Destruction/Damage/Vandalism	14	7	5	0
		Embezzlement	0	0	0	0
		Extortion/Blackmail	0	0	0	0
		Fraud - Computer Hacking/Invasion	0	0	0	0
		Fraud - Credit Card/ATM	54	0	0	0
		Fraud - False Pretenses	10	8	8	0
		Fraud - Identity Theft	0	0	0	0
		Fraud - Impersonation	0	0	0	0
		Fraud - Welfare	0	0	0	0
		Fraud - Wire	0	0	0	0
		Motor Vehicle Theft	2	1	1	0
		Robbery	2	2	2	0
		Stolen Property Offenses	0	0	0	0
		Theft - Pocket-picking	0	0	0	0
		Theft - Purse Snatching	0	0	0	0
		Theft - Shoplifting	51	41	46	4
		Theft From Building	17	4	3	0
		Theft From Coin Machine	0	0	0	0
		Theft From Motor Vehicle	4	1	1	0
		Theft of Motor Vehicle Parts	0	0	0	0
		Theft - All Other Larceny	4	4	3	0
		<b>Crimes Against Society</b>				
		Animal Cruelty	0	0	0	0
		Drug/Narcotic Violations	73	71	78	0
		Drug/Narcotic Equipment Violations	44	42	8	0
		Gambling - Betting/Wagering	0	0	0	0
		Gambling - Operating/Promoting	0	0	0	0
		Gambling - Equipment Violations	0	0	0	0
		Gambling - Sports Tampering	0	0	0	0
		Pornography/Obscene Material	0	0	0	0
		Prostitution	0	0	0	0
		Prostitution Assisting/Promoting	0	0	0	0
		Purchasing Prostitution	0	0	0	0
		Weapon Law Violations	5	5	2	0
		<b>Total Group A Offenses</b>	<b>344</b>	<b>241</b>	<b>203</b>	<b>6</b>

Domestic Violence Victims		
Offense	Reported	Cleared
Murder	0	0
Aggravated Assault	2	2
Simple Assault	25	24
Intimidation	0	0
Stalking	0	0
Forcible Rape	0	0
Forcible Sodomy	0	0
Sexual Assault W/Object	0	0
Forcible Fondling	1	1
Incest	0	0
Statutory Rape	0	0
Kidnapping/Abduction	0	0
<b>Total</b>	<b>28</b>	<b>27</b>

TIBRS Group B Arrests		
Offense	Adult	Juvenile
Bad Checks	0	0
Curfew/Vagrancy	0	0
Disorderly Conduct	6	0
DUI	11	0
Drunkenness	20	0
Family-Non Violent	0	0
Liquor Law Violations	2	0
Peeping Tom	0	0
Trespass	3	0
All Other Offenses	16	0
<b>Total Group B</b>	<b>58</b>	<b>0</b>





## Huntland Police Department - 2016

2015 Population Estimate	855	TIBRS Group A Offenses	Offenses		Arrests	
			Reported	Cleared	Adult	Juvenile
<b>Offense Overview</b>		<b>Crimes Against Persons</b>				
Offense Total	17	Murder	0	0	0	0
Number Cleared	1	Negligent Manslaughter	0	0	0	0
Percent Cleared	5.88 %	Negligent Vehicular Manslaughter	0	0	0	0
Group A Crimes per 100,000 population	1,988.3	Kidnapping/Abduction	0	0	0	0
		Forcible Rape	0	0	0	0
		Forcible Sodomy	0	0	0	0
		Sexual Assault W/Object	0	0	0	0
		Forcible Fondling	0	0	0	0
		Incest	0	0	0	0
		Statutory Rape	0	0	0	0
		Aggravated Assault	0	0	0	0
		Simple Assault	2	1	1	0
		Intimidation	1	0	0	0
		Stalking	0	0	0	0
		Commercial Sex Acts	0	0	0	0
		Involuntary Servitude	0	0	0	0
		<b>Crimes Against Property</b>				
		Arson	0	0	0	0
		Bribery	0	0	0	0
		Burglary	1	0	0	0
		Counterfeiting/Forgery	1	0	0	0
		Destruction/Damage/Vandalism	0	0	0	0
		Embezzlement	0	0	0	0
		Extortion/Blackmail	0	0	0	0
		Fraud - Computer Hacking/Invasion	0	0	0	0
		Fraud - Credit Card/ATM	3	0	0	0
		Fraud - False Pretenses	1	0	0	0
		Fraud - Identity Theft	3	0	0	0
		Fraud - Impersonation	0	0	0	0
		Fraud - Welfare	0	0	0	0
		Fraud - Wire	0	0	0	0
		Motor Vehicle Theft	0	0	0	0
		Robbery	0	0	0	0
		Stolen Property Offenses	0	0	0	0
		Theft - Pocket-picking	0	0	0	0
		Theft - Purse Snatching	0	0	0	0
		Theft - Shoplifting	0	0	0	0
		Theft From Building	1	0	0	0
		Theft From Coin Machine	0	0	0	0
		Theft From Motor Vehicle	0	0	0	0
		Theft of Motor Vehicle Parts	0	0	0	0
		Theft - All Other Larceny	1	0	0	0
		<b>Crimes Against Society</b>				
		Animal Cruelty	0	0	0	0
		Drug/Narcotic Violations	1	0	0	0
		Drug/Narcotic Equipment Violations	2	0	0	0
		Gambling - Betting/Wagering	0	0	0	0
		Gambling - Operating/Promoting	0	0	0	0
		Gambling - Equipment Violations	0	0	0	0
		Gambling - Sports Tampering	0	0	0	0
		Pornography/Obscene Material	0	0	0	0
		Prostitution	0	0	0	0
		Prostitution Assisting/Promoting	0	0	0	0
		Purchasing Prostitution	0	0	0	0
		Weapon Law Violations	0	0	0	0
		<b>Total Group A Offenses</b>	<b>17</b>	<b>1</b>	<b>1</b>	<b>0</b>

Domestic Violence Victims		
Offense	Reported	Cleared
Murder	0	0
Aggravated Assault	0	0
Simple Assault	1	1
Intimidation	0	0
Stalking	0	0
Forcible Rape	0	0
Forcible Sodomy	0	0
Sexual Assault W/Object	0	0
Forcible Fondling	0	0
Incest	0	0
Statutory Rape	0	0
Kidnapping/Abduction	0	0
<b>Total</b>	<b>1</b>	<b>1</b>

TIBRS Group B Arrests		
Offense	Adult	Juvenile
Bad Checks	0	0
Curfew/Vagrancy	0	0
Disorderly Conduct	2	0
DUI	0	0
Drunkenness	2	0
Family-Non Violent	0	0
Liquor Law Violations	0	0
Peeping Tom	0	0
Trespass	1	0
All Other Offenses	2	0
<b>Total Group B</b>	<b>7</b>	<b>0</b>



## Jacksboro Police Department - 2016

2015 Population Estimate	1,951	TIBRS Group A Offenses	Offenses		Arrests	
			Reported	Cleared	Adult	Juvenile
<b>Offense Overview</b>		<b>Crimes Against Persons</b>				
Offense Total	279	Murder	0	0	0	0
Number Cleared	166	Negligent Manslaughter	0	0	0	0
Percent Cleared	59.50 %	Negligent Vehicular Manslaughter	0	0	0	0
Group A Crimes per 100,000 population	14,300.4	Kidnapping/Abduction	0	0	0	0
		Forcible Rape	0	0	0	0
		Forcible Sodomy	0	0	0	0
		Sexual Assault W/Object	0	0	0	0
		Forcible Fondling	1	0	0	0
		Incest	0	0	0	0
		Statutory Rape	0	0	0	0
		Aggravated Assault	5	4	4	0
		Simple Assault	28	23	21	0
		Intimidation	12	1	1	0
		Stalking	4	0	0	0
		Commercial Sex Acts	0	0	0	0
		Involuntary Servitude	0	0	0	0
<b>Arrest Overview</b>		<b>Crimes Against Property</b>				
Total Arrests	214	Arson	0	0	0	0
Adult Arrests	214	Bribery	0	0	0	0
Juvenile Arrests	0	Burglary	3	3	2	0
Unknown Age	0	Counterfeiting/Forgery	6	1	1	0
Arrests per 100,000 population	10,968.7	Destruction/Damage/Vandalism	21	6	5	0
Average number offenses/incident	1.06	Embezzlement	0	0	0	0
		Extortion/Blackmail	0	0	0	0
		Fraud - Computer Hacking/Invasion	0	0	0	0
		Fraud - Credit Card/ATM	6	3	3	0
		Fraud - False Pretenses	0	0	0	0
		Fraud - Identity Theft	0	0	0	0
		Fraud - Impersonation	0	0	0	0
		Fraud - Welfare	0	0	0	0
		Fraud - Wire	0	0	0	0
		Motor Vehicle Theft	6	2	2	0
		Robbery	1	1	1	0
		Stolen Property Offenses	5	3	0	0
		Theft - Pocket-picking	1	1	1	0
		Theft - Purse Snatching	3	0	0	0
		Theft - Shoplifting	90	67	70	0
		Theft From Building	9	0	0	0
		Theft From Coin Machine	0	0	0	0
		Theft From Motor Vehicle	5	0	0	0
		Theft of Motor Vehicle Parts	0	0	0	0
		Theft - All Other Larceny	51	29	29	0
		<b>Crimes Against Society</b>				
		Animal Cruelty	0	0	0	0
		Drug/Narcotic Violations	17	17	15	0
		Drug/Narcotic Equipment Violations	5	5	1	0
		Gambling - Betting/Wagering	0	0	0	0
		Gambling - Operating/Promoting	0	0	0	0
		Gambling - Equipment Violations	0	0	0	0
		Gambling - Sports Tampering	0	0	0	0
		Pornography/Obscene Material	0	0	0	0
		Prostitution	0	0	0	0
		Prostitution Assisting/Promoting	0	0	0	0
		Purchasing Prostitution	0	0	0	0
		Weapon Law Violations	0	0	0	0
		<b>Total Group A Offenses</b>	<b>279</b>	<b>166</b>	<b>156</b>	<b>0</b>

Domestic Violence Victims		
Offense	Reported	Cleared
Murder	0	0
Aggravated Assault	4	4
Simple Assault	12	11
Intimidation	3	0
Stalking	0	0
Forcible Rape	0	0
Forcible Sodomy	0	0
Sexual Assault W/Object	0	0
Forcible Fondling	0	0
Incest	0	0
Statutory Rape	0	0
Kidnapping/Abduction	0	0
<b>Total</b>	<b>19</b>	<b>15</b>

TIBRS Group B Arrests		
Offense	Adult	Juvenile
Bad Checks	0	0
Curfew/Vagrancy	0	0
Disorderly Conduct	3	0
DUI	7	0
Drunkenness	31	0
Family-Non Violent	0	0
Liquor Law Violations	0	0
Peeping Tom	0	0
Trespass	9	0
All Other Offenses	8	0
<b>Total Group B</b>	<b>58</b>	<b>0</b>



# Jackson Police Department - 2016

<b>2015 Population Estimate</b>	<b>66,975</b>
<b>Offense Overview</b>	
Offense Total	9,233
Number Cleared	3,219
Percent Cleared	34.86 %
Group A Crimes per 100,000 population	13,785.7
<b>Arrest Overview</b>	
Total Arrests	4,247
Adult Arrests	3,785
Juvenile Arrests	462
Unknown Age	0
Arrests per 100,000 population	6,341.2
Average number offenses/incident	1.18

Domestic Violence Victims		
Offense	Reported	Cleared
Murder	2	2
Aggravated Assault	164	128
Simple Assault	998	625
Intimidation	153	52
Stalking	16	6
Forcible Rape	6	4
Forcible Sodomy	1	1
Sexual Assault W/Object	1	0
Forcible Fondling	3	1
Incest	0	0
Statutory Rape	1	1
Kidnapping/Abduction	22	17
<b>Total</b>	<b>1,367</b>	<b>837</b>

TIBRS Group B Arrests		
Offense	Adult	Juvenile
Bad Checks	0	0
Curfew/Vagrancy	0	4
Disorderly Conduct	63	93
DUI	130	3
Drunkenness	168	6
Family-Non Violent	2	0
Liquor Law Violations	29	1
Peeping Tom	0	0
Trespass	86	4
All Other Offenses	1,167	6
<b>Total Group B</b>	<b>1,645</b>	<b>117</b>

TIBRS Group A Offenses	Offenses		Arrests	
	Reported	Cleared	Adult	Juvenile
<b>Crimes Against Persons</b>				
Murder	7	5	5	0
Negligent Manslaughter	0	0	0	0
Negligent Vehicular Manslaughter	0	0	0	0
Kidnapping/Abduction	26	18	17	0
Forcible Rape	24	5	3	1
Forcible Sodomy	4	3	0	1
Sexual Assault W/Object	5	1	0	0
Forcible Fondling	30	7	3	0
Incest	0	0	1	0
Statutory Rape	3	1	1	0
Aggravated Assault	482	284	296	26
Simple Assault	1,649	805	437	76
Intimidation	573	106	30	1
Stalking	34	10	1	0
Commercial Sex Acts	0	0	0	0
Involuntary Servitude	0	0	0	0
<b>Crimes Against Property</b>				
Arson	14	4	1	3
Bribery	0	0	0	0
Burglary	646	57	45	24
Counterfeiting/Forgery	187	27	27	6
Destruction/Damage/Vandalism	1,259	302	123	26
Embezzlement	50	26	15	0
Extortion/Blackmail	4	1	1	0
Fraud - Computer Hacking/Invasion	0	0	0	0
Fraud - Credit Card/ATM	202	29	10	0
Fraud - False Pretenses	306	51	1	0
Fraud - Identity Theft	109	9	0	0
Fraud - Impersonation	62	23	29	0
Fraud - Welfare	0	0	1	0
Fraud - Wire	13	0	0	0
Motor Vehicle Theft	131	32	12	13
Robbery	107	46	37	12
Stolen Property Offenses	23	22	4	3
Theft - Pocket-picking	4	2	0	0
Theft - Purse Snatching	6	1	0	0
Theft - Shoplifting	564	325	323	87
Theft From Building	557	79	54	10
Theft From Coin Machine	1	0	0	0
Theft From Motor Vehicle	513	31	18	11
Theft of Motor Vehicle Parts	129	4	2	0
Theft - All Other Larceny	406	39	73	11
<b>Crimes Against Society</b>				
Animal Cruelty	21	3	0	1
Drug/Narcotic Violations	620	470	455	28
Drug/Narcotic Equipment Violations	327	271	75	2
Gambling - Betting/Wagering	0	0	0	0
Gambling - Operating/Promoting	0	0	0	0
Gambling - Equipment Violations	0	0	0	0
Gambling - Sports Tampering	0	0	0	0
Pornography/Obscene Material	4	2	1	0
Prostitution	8	8	10	0
Prostitution Assisting/Promoting	1	1	2	0
Purchasing Prostitution	1	0	0	0
Weapon Law Violations	121	109	27	3
<b>Total Group A Offenses</b>	<b>9,233</b>	<b>3,219</b>	<b>2,140</b>	<b>345</b>



# Jamestown Police Department - 2016

2015 Population Estimate	1,947	TIBRS Group A Offenses	Offenses		Arrests	
			Reported	Cleared	Adult	Juvenile
<b>Offense Overview</b>		<b>Crimes Against Persons</b>				
Offense Total	121	Murder	0	0	0	0
Number Cleared	54	Negligent Manslaughter	0	0	0	0
Percent Cleared	44.63 %	Negligent Vehicular Manslaughter	0	0	0	0
Group A Crimes per 100,000 population	6,214.7	Kidnapping/Abduction	0	0	0	0
		Forcible Rape	0	0	0	0
		Forcible Sodomy	0	0	0	0
		Sexual Assault W/Object	0	0	0	0
		Forcible Fondling	0	0	0	0
		Incest	0	0	0	0
		Statutory Rape	0	0	0	0
		Aggravated Assault	2	0	0	0
		Simple Assault	11	4	4	0
		Intimidation	0	0	0	0
		Stalking	0	0	0	0
		Commercial Sex Acts	0	0	0	0
		Involuntary Servitude	0	0	0	0
		<b>Crimes Against Property</b>				
		Arson	0	0	0	0
		Bribery	0	0	0	0
		Burglary	1	0	0	0
		Counterfeiting/Forgery	0	0	0	0
		Destruction/Damage/Vandalism	4	1	1	0
		Embezzlement	0	0	0	0
		Extortion/Blackmail	0	0	0	0
		Fraud - Computer Hacking/Invasion	0	0	0	0
		Fraud - Credit Card/ATM	1	1	1	0
		Fraud - False Pretenses	0	0	0	0
		Fraud - Identity Theft	0	0	0	0
		Fraud - Impersonation	1	1	1	0
		Fraud - Welfare	0	0	0	0
		Fraud - Wire	0	0	0	0
		Motor Vehicle Theft	3	2	2	0
		Robbery	1	0	0	0
		Stolen Property Offenses	0	0	0	0
		Theft - Pocket-picking	1	0	0	0
		Theft - Purse Snatching	1	0	0	0
		Theft - Shoplifting	39	19	18	0
		Theft From Building	26	4	5	0
		Theft From Coin Machine	0	0	0	0
		Theft From Motor Vehicle	2	0	0	0
		Theft of Motor Vehicle Parts	0	0	0	0
		Theft - All Other Larceny	4	1	1	0
		<b>Crimes Against Society</b>				
		Animal Cruelty	1	1	1	0
		Drug/Narcotic Violations	17	16	15	0
		Drug/Narcotic Equipment Violations	5	3	2	0
		Gambling - Betting/Wagering	0	0	0	0
		Gambling - Operating/Promoting	0	0	0	0
		Gambling - Equipment Violations	0	0	0	0
		Gambling - Sports Tampering	0	0	0	0
		Pornography/Obscene Material	0	0	0	0
		Prostitution	0	0	0	0
		Prostitution Assisting/Promoting	0	0	0	0
		Purchasing Prostitution	0	0	0	0
		Weapon Law Violations	1	1	1	0
		<b>Total Group A Offenses</b>	<b>121</b>	<b>54</b>	<b>52</b>	<b>0</b>

Domestic Violence Victims		
Offense	Reported	Cleared
Murder	0	0
Aggravated Assault	1	0
Simple Assault	6	3
Intimidation	0	0
Stalking	0	0
Forcible Rape	0	0
Forcible Sodomy	0	0
Sexual Assault W/Object	0	0
Forcible Fondling	0	0
Incest	0	0
Statutory Rape	0	0
Kidnapping/Abduction	0	0
<b>Total</b>	<b>7</b>	<b>3</b>

TIBRS Group B Arrests		
Offense	Adult	Juvenile
Bad Checks	0	0
Curfew/Vagrancy	0	0
Disorderly Conduct	5	0
DUI	9	0
Drunkenness	4	0
Family-Non Violent	1	0
Liquor Law Violations	2	0
Peeping Tom	0	0
Trespass	2	0
All Other Offenses	7	0
<b>Total Group B</b>	<b>30</b>	<b>0</b>



# Jasper Police Department - 2016

2015 Population Estimate	3,312	TIBRS Group A Offenses	Offenses		Arrests	
			Reported	Cleared	Adult	Juvenile
<b>Offense Overview</b>		<b>Crimes Against Persons</b>				
Offense Total	297	Murder	0	0	0	0
Number Cleared	203	Negligent Manslaughter	0	0	0	0
Percent Cleared	68.35 %	Negligent Vehicular Manslaughter	0	0	0	0
Group A Crimes per 100,000 population	8,967.4	Kidnapping/Abduction	2	2	1	0
		Forcible Rape	1	1	0	0
		Forcible Sodomy	0	0	0	0
		Sexual Assault W/Object	0	0	0	0
		Forcible Fondling	0	0	0	0
		Incest	0	0	0	0
		Statutory Rape	2	2	2	0
		Aggravated Assault	11	10	10	1
		Simple Assault	44	39	31	2
		Intimidation	17	8	4	0
		Stalking	1	0	0	0
		Commercial Sex Acts	0	0	0	0
		Involuntary Servitude	0	0	0	0
		<b>Crimes Against Property</b>				
		Arson	3	1	1	0
		Bribery	0	0	0	0
		Burglary	12	3	5	0
		Counterfeiting/Forgery	14	10	12	1
		Destruction/Damage/Vandalism	26	4	2	0
		Embezzlement	8	8	8	0
		Extortion/Blackmail	0	0	0	0
		Fraud - Computer Hacking/Invasion	0	0	0	0
		Fraud - Credit Card/ATM	20	19	22	0
		Fraud - False Pretenses	13	7	1	0
		Fraud - Identity Theft	1	1	1	0
		Fraud - Impersonation	5	2	2	0
		Fraud - Welfare	0	0	0	0
		Fraud - Wire	0	0	0	0
		Motor Vehicle Theft	14	7	6	1
		Robbery	0	0	0	0
		Stolen Property Offenses	0	0	0	0
		Theft - Pocket-picking	0	0	0	0
		Theft - Purse Snatching	0	0	0	0
		Theft - Shoplifting	8	7	10	0
		Theft From Building	11	3	3	0
		Theft From Coin Machine	1	0	0	0
		Theft From Motor Vehicle	9	2	2	0
		Theft of Motor Vehicle Parts	3	2	2	0
		Theft - All Other Larceny	10	4	4	0
		<b>Crimes Against Society</b>				
		Animal Cruelty	1	1	1	0
		Drug/Narcotic Violations	33	33	34	2
		Drug/Narcotic Equipment Violations	17	17	7	0
		Gambling - Betting/Wagering	0	0	0	0
		Gambling - Operating/Promoting	0	0	0	0
		Gambling - Equipment Violations	0	0	0	0
		Gambling - Sports Tampering	0	0	0	0
		Pornography/Obscene Material	0	0	0	0
		Prostitution	0	0	0	0
		Prostitution Assisting/Promoting	0	0	0	0
		Purchasing Prostitution	0	0	0	0
		Weapon Law Violations	10	10	3	1
		<b>Total Group A Offenses</b>	<b>297</b>	<b>203</b>	<b>174</b>	<b>8</b>

Domestic Violence Victims		
Offense	Reported	Cleared
Murder	0	0
Aggravated Assault	6	6
Simple Assault	31	29
Intimidation	6	2
Stalking	1	0
Forcible Rape	0	0
Forcible Sodomy	0	0
Sexual Assault W/Object	0	0
Forcible Fondling	0	0
Incest	0	0
Statutory Rape	0	0
Kidnapping/Abduction	2	2
<b>Total</b>	<b>46</b>	<b>39</b>

TIBRS Group B Arrests		
Offense	Adult	Juvenile
Bad Checks	1	0
Curfew/Vagrancy	0	0
Disorderly Conduct	21	1
DUI	23	1
Drunkenness	36	0
Family-Non Violent	0	0
Liquor Law Violations	2	1
Peeping Tom	0	0
Trespass	11	4
All Other Offenses	15	1
<b>Total Group B</b>	<b>109</b>	<b>8</b>



# Jefferson City Police Department - 2016

2015 Population Estimate	8,504	TIBRS Group A Offenses	Offenses		Arrests	
			Reported	Cleared	Adult	Juvenile
<b>Offense Overview</b>		<b>Crimes Against Persons</b>				
Offense Total	1,042	Murder	0	0	0	0
Number Cleared	754	Negligent Manslaughter	0	0	0	0
Percent Cleared	72.36 %	Negligent Vehicular Manslaughter	0	0	0	0
Group A Crimes per 100,000 population	12,253.1	Kidnapping/Abduction	0	0	0	0
		Forcible Rape	0	0	0	0
		Forcible Sodomy	0	0	0	0
		Sexual Assault W/Object	0	0	0	0
		Forcible Fondling	5	2	1	0
		Incest	0	0	0	0
		Statutory Rape	0	0	0	0
		Aggravated Assault	28	23	15	0
		Simple Assault	115	98	77	0
		Intimidation	29	19	9	0
		Stalking	4	4	3	0
		Commercial Sex Acts	0	0	0	0
		Involuntary Servitude	0	0	0	0
		<b>Crimes Against Property</b>				
		Arson	0	0	0	0
		Bribery	0	0	0	0
		Burglary	31	12	10	1
		Counterfeiting/Forgery	28	15	8	0
		Destruction/Damage/Vandalism	68	18	5	5
		Embezzlement	9	7	4	0
		Extortion/Blackmail	0	0	0	0
		Fraud - Computer Hacking/Invasion	0	0	0	0
		Fraud - Credit Card/ATM	22	8	5	0
		Fraud - False Pretenses	28	15	7	0
		Fraud - Identity Theft	1	1	1	0
		Fraud - Impersonation	6	4	3	0
		Fraud - Welfare	0	0	0	0
		Fraud - Wire	0	0	0	0
		Motor Vehicle Theft	5	1	0	0
		Robbery	1	1	1	0
		Stolen Property Offenses	0	0	0	0
		Theft - Pocket-picking	0	0	0	0
		Theft - Purse Snatching	0	0	0	0
		Theft - Shoplifting	105	68	70	8
		Theft From Building	35	13	7	0
		Theft From Coin Machine	0	0	0	0
		Theft From Motor Vehicle	18	3	2	0
		Theft of Motor Vehicle Parts	8	0	0	0
		Theft - All Other Larceny	59	22	19	0
		<b>Crimes Against Society</b>				
		Animal Cruelty	1	0	0	0
		Drug/Narcotic Violations	232	223	223	7
		Drug/Narcotic Equipment Violations	181	176	73	3
		Gambling - Betting/Wagering	0	0	0	0
		Gambling - Operating/Promoting	0	0	0	0
		Gambling - Equipment Violations	0	0	0	0
		Gambling - Sports Tampering	0	0	0	0
		Pornography/Obscene Material	1	0	0	0
		Prostitution	1	1	1	0
		Prostitution Assisting/Promoting	1	0	0	0
		Purchasing Prostitution	0	0	0	0
		Weapon Law Violations	20	20	5	0
		<b>Total Group A Offenses</b>	<b>1,042</b>	<b>754</b>	<b>549</b>	<b>24</b>

Domestic Violence Victims		
Offense	Reported	Cleared
Murder	0	0
Aggravated Assault	14	10
Simple Assault	81	70
Intimidation	12	10
Stalking	3	3
Forcible Rape	0	0
Forcible Sodomy	0	0
Sexual Assault W/Object	0	0
Forcible Fondling	2	0
Incest	0	0
Statutory Rape	0	0
Kidnapping/Abduction	0	0
<b>Total</b>	<b>112</b>	<b>93</b>

TIBRS Group B Arrests		
Offense	Adult	Juvenile
Bad Checks	0	0
Curfew/Vagrancy	0	0
Disorderly Conduct	1	1
DUI	89	1
Drunkenness	61	0
Family-Non Violent	5	0
Liquor Law Violations	15	0
Peeping Tom	1	0
Trespass	5	0
All Other Offenses	18	0
<b>Total Group B</b>	<b>195</b>	<b>2</b>



# Jellico Police Department - 2016

	2015 Population Estimate	2,262	TIBRS Group A Offenses	Offenses		Arrests	
				Reported	Cleared	Adult	Juvenile
<b>Offense Overview</b>			<b>Crimes Against Persons</b>				
Offense Total		88	Murder	0	0	0	0
Number Cleared		65	Negligent Manslaughter	0	0	0	0
Percent Cleared		73.86 %	Negligent Vehicular Manslaughter	0	0	0	0
Group A Crimes per 100,000 population		3,890.4	Kidnapping/Abduction	0	0	0	0
			Forcible Rape	0	0	0	0
			Forcible Sodomy	0	0	0	0
			Sexual Assault W/Object	0	0	0	0
			Forcible Fondling	0	0	0	0
			Incest	0	0	0	0
			Statutory Rape	0	0	0	0
			Aggravated Assault	0	0	0	0
			Simple Assault	5	5	3	0
			Intimidation	0	0	0	0
			Stalking	0	0	0	0
			Commercial Sex Acts	0	0	0	0
			Involuntary Servitude	0	0	0	0
			<b>Crimes Against Property</b>				
			Arson	0	0	0	0
			Bribery	0	0	0	0
			Burglary	8	5	5	3
			Counterfeiting/Forgery	1	1	1	0
			Destruction/Damage/Vandalism	15	6	1	0
			Embezzlement	0	0	0	0
			Extortion/Blackmail	0	0	0	0
			Fraud - Computer Hacking/Invasion	0	0	0	0
			Fraud - Credit Card/ATM	2	0	0	0
			Fraud - False Pretenses	0	0	0	0
			Fraud - Identity Theft	0	0	0	0
			Fraud - Impersonation	0	0	0	0
			Fraud - Welfare	0	0	0	0
			Fraud - Wire	0	0	0	0
			Motor Vehicle Theft	3	1	1	0
			Robbery	3	3	2	0
			Stolen Property Offenses	0	0	0	0
			Theft - Pocket-picking	0	0	0	0
			Theft - Purse Snatching	0	0	0	0
			Theft - Shoplifting	6	4	3	0
			Theft From Building	6	5	4	0
			Theft From Coin Machine	0	0	0	0
			Theft From Motor Vehicle	2	0	0	0
			Theft of Motor Vehicle Parts	0	0	0	0
			Theft - All Other Larceny	5	3	3	0
			<b>Crimes Against Society</b>				
			Animal Cruelty	0	0	0	0
			Drug/Narcotic Violations	18	18	22	1
			Drug/Narcotic Equipment Violations	13	13	9	0
			Gambling - Betting/Wagering	0	0	0	0
			Gambling - Operating/Promoting	0	0	0	0
			Gambling - Equipment Violations	0	0	0	0
			Gambling - Sports Tampering	0	0	0	0
			Pornography/Obscene Material	0	0	0	0
			Prostitution	0	0	0	0
			Prostitution Assisting/Promoting	0	0	0	0
			Purchasing Prostitution	0	0	0	0
			Weapon Law Violations	1	1	0	0
			<b>Total Group A Offenses</b>	<b>88</b>	<b>65</b>	<b>54</b>	<b>4</b>

Domestic Violence Victims		
Offense	Reported	Cleared
Murder	0	0
Aggravated Assault	0	0
Simple Assault	2	2
Intimidation	0	0
Stalking	0	0
Forcible Rape	0	0
Forcible Sodomy	0	0
Sexual Assault W/Object	0	0
Forcible Fondling	0	0
Incest	0	0
Statutory Rape	0	0
Kidnapping/Abduction	0	0
<b>Total</b>	<b>2</b>	<b>2</b>

TIBRS Group B Arrests		
Offense	Adult	Juvenile
Bad Checks	0	0
Curfew/Vagrancy	0	0
Disorderly Conduct	2	0
DUI	1	0
Drunkenness	6	0
Family-Non Violent	0	0
Liquor Law Violations	0	0
Peeping Tom	0	0
Trespass	2	0
All Other Offenses	19	0
<b>Total Group B</b>	<b>30</b>	<b>0</b>



## Johnson City Police Department - 2016

2015 Population Estimate	66,027	TIBRS Group A Offenses	Offenses		Arrests	
			Reported	Cleared	Adult	Juvenile
<b>Offense Overview</b>		<b>Crimes Against Persons</b>				
Offense Total	5,449	Murder	4	3	2	0
Number Cleared	3,745	Negligent Manslaughter	0	0	0	0
Percent Cleared	68.73 %	Negligent Vehicular Manslaughter	0	0	0	0
Group A Crimes per 100,000 population	8,252.7	Kidnapping/Abduction	7	7	6	0
		Forcible Rape	23	20	1	3
		Forcible Sodomy	3	3	0	0
		Sexual Assault W/Object	0	0	0	0
		Forcible Fondling	21	21	2	3
		Incest	0	0	0	0
		Statutory Rape	2	2	0	0
		Aggravated Assault	193	188	105	1
		Simple Assault	695	652	273	49
		Intimidation	101	75	8	2
		Stalking	16	12	7	0
		Commercial Sex Acts	0	0	0	0
		Involuntary Servitude	0	0	0	0
		<b>Crimes Against Property</b>				
		Arson	9	2	2	0
		Bribery	0	0	0	0
		Burglary	316	107	47	6
		Counterfeiting/Forgery	124	81	44	0
		Destruction/Damage/Vandalism	396	168	45	16
		Embezzlement	35	30	18	0
		Extortion/Blackmail	3	2	0	1
		Fraud - Computer Hacking/Invasion	0	0	0	0
		Fraud - Credit Card/ATM	153	82	21	1
		Fraud - False Pretenses	199	147	74	1
		Fraud - Identity Theft	25	19	9	0
		Fraud - Impersonation	73	66	25	0
		Fraud - Welfare	0	0	0	0
		Fraud - Wire	3	2	0	0
		Motor Vehicle Theft	123	54	16	2
		Robbery	35	23	16	0
		Stolen Property Offenses	19	16	14	2
		Theft - Pocket-picking	6	1	1	0
		Theft - Purse Snatching	0	0	0	0
		Theft - Shoplifting	891	753	652	85
		Theft From Building	350	182	55	7
		Theft From Coin Machine	4	4	1	0
		Theft From Motor Vehicle	347	64	27	0
		Theft of Motor Vehicle Parts	112	13	7	0
		Theft - All Other Larceny	232	50	28	0
		<b>Crimes Against Society</b>				
		Animal Cruelty	1	0	0	0
		Drug/Narcotic Violations	488	469	383	31
		Drug/Narcotic Equipment Violations	364	356	116	3
		Gambling - Betting/Wagering	0	0	0	0
		Gambling - Operating/Promoting	0	0	0	0
		Gambling - Equipment Violations	0	0	0	0
		Gambling - Sports Tampering	0	0	0	0
		Pornography/Obscene Material	2	2	0	4
		Prostitution	1	1	1	0
		Prostitution Assisting/Promoting	0	0	0	0
		Purchasing Prostitution	0	0	0	0
		Weapon Law Violations	73	68	15	3
		<b>Total Group A Offenses</b>	<b>5,449</b>	<b>3,745</b>	<b>2,021</b>	<b>220</b>

Domestic Violence Victims		
Offense	Reported	Cleared
Murder	2	2
Aggravated Assault	61	61
Simple Assault	399	388
Intimidation	33	29
Stalking	7	5
Forcible Rape	7	6
Forcible Sodomy	3	3
Sexual Assault W/Object	0	0
Forcible Fondling	3	3
Incest	0	0
Statutory Rape	2	2
Kidnapping/Abduction	4	4
<b>Total</b>	<b>521</b>	<b>503</b>

TIBRS Group B Arrests		
Offense	Adult	Juvenile
Bad Checks	14	0
Curfew/Vagrancy	0	0
Disorderly Conduct	38	34
DUI	216	3
Drunkenness	428	7
Family-Non Violent	3	0
Liquor Law Violations	40	19
Peeping Tom	0	0
Trespass	150	7
All Other Offenses	221	21
<b>Total Group B</b>	<b>1,110</b>	<b>91</b>





# Jonesborough Police Department - 2016

2015 Population Estimate	5,291	TIBRS Group A Offenses	Offenses		Arrests	
			Reported	Cleared	Adult	Juvenile
<b>Offense Overview</b>		<b>Crimes Against Persons</b>				
Offense Total	256	Murder	0	0	0	0
Number Cleared	129	Negligent Manslaughter	0	0	0	0
Percent Cleared	50.39 %	Negligent Vehicular Manslaughter	0	0	0	0
Group A Crimes per 100,000 population	4,838.4	Kidnapping/Abduction	1	0	0	0
		Forcible Rape	3	1	1	0
		Forcible Sodomy	0	0	0	0
		Sexual Assault W/Object	0	0	0	0
		Forcible Fondling	1	1	0	0
		Incest	0	0	0	0
		Statutory Rape	0	0	0	0
		Aggravated Assault	7	5	5	0
		Simple Assault	22	16	14	0
		Intimidation	2	0	0	0
		Stalking	1	0	0	0
		Commercial Sex Acts	0	0	0	0
		Involuntary Servitude	0	0	0	0
		<b>Crimes Against Property</b>				
		Arson	2	2	0	4
		Bribery	0	0	0	0
		Burglary	13	2	3	0
		Counterfeiting/Forgery	17	2	2	0
		Destruction/Damage/Vandalism	23	7	2	0
		Embezzlement	0	0	0	0
		Extortion/Blackmail	0	0	0	0
		Fraud - Computer Hacking/Invasion	0	0	0	0
		Fraud - Credit Card/ATM	11	2	3	0
		Fraud - False Pretenses	13	1	1	0
		Fraud - Identity Theft	2	0	0	0
		Fraud - Impersonation	7	3	3	0
		Fraud - Welfare	0	0	0	0
		Fraud - Wire	0	0	0	0
		Motor Vehicle Theft	5	1	1	0
		Robbery	0	0	0	0
		Stolen Property Offenses	2	2	1	0
		Theft - Pocket-picking	0	0	0	0
		Theft - Purse Snatching	1	1	1	0
		Theft - Shoplifting	15	12	12	0
		Theft From Building	22	6	3	0
		Theft From Coin Machine	2	0	0	0
		Theft From Motor Vehicle	6	0	0	0
		Theft of Motor Vehicle Parts	0	0	0	0
		Theft - All Other Larceny	15	4	1	0
		<b>Crimes Against Society</b>				
		Animal Cruelty	0	0	0	0
		Drug/Narcotic Violations	32	32	29	1
		Drug/Narcotic Equipment Violations	28	27	9	0
		Gambling - Betting/Wagering	0	0	0	0
		Gambling - Operating/Promoting	0	0	0	0
		Gambling - Equipment Violations	0	0	0	0
		Gambling - Sports Tampering	0	0	0	0
		Pornography/Obscene Material	0	0	0	0
		Prostitution	0	0	0	0
		Prostitution Assisting/Promoting	0	0	0	0
		Purchasing Prostitution	0	0	0	0
		Weapon Law Violations	3	2	1	0
		<b>Total Group A Offenses</b>	<b>256</b>	<b>129</b>	<b>92</b>	<b>5</b>

Domestic Violence Victims		
Offense	Reported	Cleared
Murder	0	0
Aggravated Assault	4	3
Simple Assault	16	14
Intimidation	1	0
Stalking	0	0
Forcible Rape	2	1
Forcible Sodomy	0	0
Sexual Assault W/Object	0	0
Forcible Fondling	1	1
Incest	0	0
Statutory Rape	0	0
Kidnapping/Abduction	1	0
<b>Total</b>	<b>25</b>	<b>19</b>

TIBRS Group B Arrests		
Offense	Adult	Juvenile
Bad Checks	1	0
Curfew/Vagrancy	0	0
Disorderly Conduct	3	0
DUI	22	0
Drunkenness	11	0
Family-Non Violent	1	0
Liquor Law Violations	1	0
Peeping Tom	0	0
Trespass	1	0
All Other Offenses	12	0
<b>Total Group B</b>	<b>52</b>	<b>0</b>



## Kenton Police Department - 2016

	2015 Population Estimate	1,224	TIBRS Group A Offenses	Offenses		Arrests	
				Reported	Cleared	Adult	Juvenile
<b>Offense Overview</b>			<b>Crimes Against Persons</b>				
Offense Total	71		Murder	0	0	0	0
Number Cleared	9		Negligent Manslaughter	0	0	0	0
Percent Cleared	12.68 %		Negligent Vehicular Manslaughter	0	0	0	0
Group A Crimes per 100,000 population	5,800.7		Kidnapping/Abduction	0	0	0	0
			Forcible Rape	0	0	0	0
			Forcible Sodomy	0	0	0	0
			Sexual Assault W/Object	0	0	0	0
			Forcible Fondling	0	0	0	0
			Incest	0	0	0	0
			Statutory Rape	0	0	0	0
			Aggravated Assault	2	1	1	0
			Simple Assault	14	2	2	0
			Intimidation	9	0	0	0
			Stalking	0	0	0	0
			Commercial Sex Acts	0	0	0	0
			Involuntary Servitude	0	0	0	0
			<b>Crimes Against Property</b>				
			Arson	0	0	0	0
			Bribery	0	0	0	0
			Burglary	5	1	2	0
			Counterfeiting/Forgery	1	0	0	0
			Destruction/Damage/Vandalism	12	1	0	0
			Embezzlement	0	0	0	0
			Extortion/Blackmail	0	0	0	0
			Fraud - Computer Hacking/Invasion	0	0	0	0
			Fraud - Credit Card/ATM	0	0	0	0
			Fraud - False Pretenses	0	0	0	0
			Fraud - Identity Theft	0	0	0	0
			Fraud - Impersonation	3	0	0	0
			Fraud - Welfare	0	0	0	0
			Fraud - Wire	0	0	0	0
			Motor Vehicle Theft	1	0	0	0
			Robbery	0	0	0	0
			Stolen Property Offenses	0	0	0	0
			Theft - Pocket-picking	0	0	0	0
			Theft - Purse Snatching	0	0	0	0
			Theft - Shoplifting	1	0	0	0
			Theft From Building	0	0	0	0
			Theft From Coin Machine	0	0	0	0
			Theft From Motor Vehicle	1	0	0	0
			Theft of Motor Vehicle Parts	0	0	0	0
			Theft - All Other Larceny	17	2	1	0
			<b>Crimes Against Society</b>				
			Animal Cruelty	1	1	1	0
			Drug/Narcotic Violations	4	1	1	0
			Drug/Narcotic Equipment Violations	0	0	0	0
			Gambling - Betting/Wagering	0	0	0	0
			Gambling - Operating/Promoting	0	0	0	0
			Gambling - Equipment Violations	0	0	0	0
			Gambling - Sports Tampering	0	0	0	0
			Pornography/Obscene Material	0	0	0	0
			Prostitution	0	0	0	0
			Prostitution Assisting/Promoting	0	0	0	0
			Purchasing Prostitution	0	0	0	0
			Weapon Law Violations	0	0	0	0
			<b>Total Group A Offenses</b>	<b>71</b>	<b>9</b>	<b>8</b>	<b>0</b>

Domestic Violence Victims		
Offense	Reported	Cleared
Murder	0	0
Aggravated Assault	1	1
Simple Assault	10	2
Intimidation	4	0
Stalking	0	0
Forcible Rape	0	0
Forcible Sodomy	0	0
Sexual Assault W/Object	0	0
Forcible Fondling	0	0
Incest	0	0
Statutory Rape	0	0
Kidnapping/Abduction	0	0
<b>Total</b>	<b>15</b>	<b>3</b>

TIBRS Group B Arrests		
Offense	Adult	Juvenile
Bad Checks	0	0
Curfew/Vagrancy	0	0
Disorderly Conduct	0	0
DUI	2	0
Drunkenness	5	0
Family-Non Violent	0	0
Liquor Law Violations	0	0
Peeping Tom	0	0
Trespass	0	0
All Other Offenses	0	0
<b>Total Group B</b>	<b>7</b>	<b>0</b>



## Kimball Police Department - 2016

	2015 Population Estimate	1,401	TIBRS Group A Offenses	Offenses		Arrests	
				Reported	Cleared	Adult	Juvenile
<b>Offense Overview</b>			<b>Crimes Against Persons</b>				
Offense Total	204		Murder	0	0	0	0
Number Cleared	72		Negligent Manslaughter	0	0	0	0
Percent Cleared	35.29 %		Negligent Vehicular Manslaughter	0	0	0	0
Group A Crimes per 100,000 population	14,561.0		Kidnapping/Abduction	0	0	0	0
			Forcible Rape	0	0	0	0
			Forcible Sodomy	0	0	0	0
			Sexual Assault W/Object	0	0	0	0
			Forcible Fondling	0	0	0	0
			Incest	0	0	0	0
			Statutory Rape	0	0	0	0
			Aggravated Assault	2	1	1	0
			Simple Assault	15	4	4	0
			Intimidation	6	1	3	0
			Stalking	1	0	0	0
			Commercial Sex Acts	0	0	0	0
			Involuntary Servitude	0	0	0	0
<b>Arrest Overview</b>			<b>Crimes Against Property</b>				
Total Arrests	102		Arson	0	0	0	0
Adult Arrests	102		Bribery	0	0	0	0
Juvenile Arrests	0		Burglary	5	1	1	0
Unknown Age	0		Counterfeiting/Forgery	7	3	5	0
Arrests per 100,000 population	7,280.5		Destruction/Damage/Vandalism	10	0	0	0
Average number offenses/incident	1.05		Embezzlement	0	0	0	0
			Extortion/Blackmail	0	0	0	0
			Fraud - Computer Hacking/Invasion	0	0	0	0
			Fraud - Credit Card/ATM	4	0	0	0
			Fraud - False Pretenses	5	1	1	0
			Fraud - Identity Theft	0	0	0	0
			Fraud - Impersonation	2	0	0	0
			Fraud - Welfare	1	0	0	0
			Fraud - Wire	0	0	0	0
			Motor Vehicle Theft	6	1	1	0
			Robbery	1	0	0	0
			Stolen Property Offenses	0	0	0	0
			Theft - Pocket-picking	1	0	0	0
			Theft - Purse Snatching	1	0	0	0
			Theft - Shoplifting	86	36	37	0
			Theft From Building	9	1	1	0
			Theft From Coin Machine	0	0	0	0
			Theft From Motor Vehicle	13	0	0	0
			Theft of Motor Vehicle Parts	1	0	0	0
			Theft - All Other Larceny	7	3	4	0
			<b>Crimes Against Society</b>				
			Animal Cruelty	0	0	0	0
			Drug/Narcotic Violations	17	16	17	0
			Drug/Narcotic Equipment Violations	3	3	2	0
			Gambling - Betting/Wagering	0	0	0	0
			Gambling - Operating/Promoting	0	0	0	0
			Gambling - Equipment Violations	0	0	0	0
			Gambling - Sports Tampering	0	0	0	0
			Pornography/Obscene Material	0	0	0	0
			Prostitution	0	0	0	0
			Prostitution Assisting/Promoting	0	0	0	0
			Purchasing Prostitution	0	0	0	0
			Weapon Law Violations	1	1	1	0
			<b>Total Group A Offenses</b>	<b>204</b>	<b>72</b>	<b>78</b>	<b>0</b>

Domestic Violence Victims		
Offense	Reported	Cleared
Murder	0	0
Aggravated Assault	0	0
Simple Assault	9	4
Intimidation	2	0
Stalking	0	0
Forcible Rape	0	0
Forcible Sodomy	0	0
Sexual Assault W/Object	0	0
Forcible Fondling	0	0
Incest	0	0
Statutory Rape	0	0
Kidnapping/Abduction	0	0
<b>Total</b>	<b>11</b>	<b>4</b>

TIBRS Group B Arrests		
Offense	Adult	Juvenile
Bad Checks	0	0
Curfew/Vagrancy	0	0
Disorderly Conduct	1	0
DUI	11	0
Drunkenness	8	0
Family-Non Violent	0	0
Liquor Law Violations	0	0
Peeping Tom	0	0
Trespass	3	0
All Other Offenses	1	0
<b>Total Group B</b>	<b>24</b>	<b>0</b>



## Kingsport Police Department - 2016

2015 Population Estimate	53,014	TIBRS Group A Offenses	Offenses		Arrests	
			Reported	Cleared	Adult	Juvenile
<b>Offense Overview</b>		<b>Crimes Against Persons</b>				
Offense Total	6,402	Murder	1	1	1	0
Number Cleared	3,203	Negligent Manslaughter	0	0	0	0
Percent Cleared	50.03 %	Negligent Vehicular Manslaughter	0	0	0	0
Group A Crimes per 100,000 population	12,076.1	Kidnapping/Abduction	12	11	8	0
		Forcible Rape	15	8	2	0
		Forcible Sodomy	0	0	0	0
		Sexual Assault W/Object	3	3	0	0
		Forcible Fondling	28	11	1	1
		Incest	0	0	0	0
		Statutory Rape	6	2	1	0
		Aggravated Assault	281	232	119	4
		Simple Assault	934	651	264	26
		Intimidation	111	25	4	0
		Stalking	15	13	7	0
		Commercial Sex Acts	0	0	0	0
		Involuntary Servitude	0	0	0	0
		<b>Crimes Against Property</b>				
		Arson	10	5	3	1
		Bribery	0	0	0	0
		Burglary	325	84	89	5
		Counterfeiting/Forgery	74	26	8	0
		Destruction/Damage/Vandalism	630	154	58	22
		Embezzlement	35	23	12	0
		Extortion/Blackmail	3	1	0	0
		Fraud - Computer Hacking/Invasion	0	0	0	0
		Fraud - Credit Card/ATM	352	153	34	13
		Fraud - False Pretenses	183	39	10	0
		Fraud - Identity Theft	33	6	6	0
		Fraud - Impersonation	120	73	54	0
		Fraud - Welfare	0	0	0	0
		Fraud - Wire	8	1	1	0
		Motor Vehicle Theft	162	76	34	0
		Robbery	71	35	30	0
		Stolen Property Offenses	16	16	21	1
		Theft - Pocket-picking	4	2	0	0
		Theft - Purse Snatching	1	0	0	0
		Theft - Shoplifting	824	517	481	36
		Theft From Building	437	87	30	5
		Theft From Coin Machine	3	0	0	0
		Theft From Motor Vehicle	269	61	37	0
		Theft of Motor Vehicle Parts	100	8	2	0
		Theft - All Other Larceny	358	40	20	0
		<b>Crimes Against Society</b>				
		Animal Cruelty	3	1	2	0
		Drug/Narcotic Violations	542	442	424	17
		Drug/Narcotic Equipment Violations	369	351	139	2
		Gambling - Betting/Wagering	0	0	0	0
		Gambling - Operating/Promoting	0	0	0	0
		Gambling - Equipment Violations	0	0	0	0
		Gambling - Sports Tampering	0	0	0	0
		Pornography/Obscene Material	19	10	4	0
		Prostitution	2	1	1	0
		Prostitution Assisting/Promoting	0	0	0	0
		Purchasing Prostitution	0	0	0	0
		Weapon Law Violations	43	34	10	0
		<b>Total Group A Offenses</b>	<b>6,402</b>	<b>3,203</b>	<b>1,917</b>	<b>133</b>

Arrest Overview	
Total Arrests	2,956
Adult Arrests	2,765
Juvenile Arrests	191
Unknown Age	0
Arrests per 100,000 population	5,575.9
Average number offenses/incident	1.17

Domestic Violence Victims		
Offense	Reported	Cleared
Murder	0	0
Aggravated Assault	82	75
Simple Assault	469	439
Intimidation	27	12
Stalking	7	5
Forcible Rape	4	2
Forcible Sodomy	0	0
Sexual Assault W/Object	2	2
Forcible Fondling	8	2
Incest	0	0
Statutory Rape	2	0
Kidnapping/Abduction	10	10
<b>Total</b>	<b>611</b>	<b>547</b>

TIBRS Group B Arrests		
Offense	Adult	Juvenile
Bad Checks	8	0
Curfew/Vagrancy	0	0
Disorderly Conduct	41	7
DUI	187	1
Drunkenness	267	5
Family-Non Violent	7	0
Liquor Law Violations	4	4
Peeping Tom	0	0
Trespass	74	0
All Other Offenses	260	41
<b>Total Group B</b>	<b>848</b>	<b>58</b>



# Kingston Police Department - 2016

<b>2015 Population Estimate</b>	<b>5,846</b>
<b>Offense Overview</b>	
Offense Total	372
Number Cleared	256
Percent Cleared	68.82 %
Group A Crimes per 100,000 population	6,363.3
<b>Arrest Overview</b>	
Total Arrests	307
Adult Arrests	300
Juvenile Arrests	7
Unknown Age	0
Arrests per 100,000 population	5,251.5
Average number offenses/incident	1.28

Domestic Violence Victims		
Offense	Reported	Cleared
Murder	0	0
Aggravated Assault	6	5
Simple Assault	27	24
Intimidation	9	6
Stalking	0	0
Forcible Rape	1	1
Forcible Sodomy	0	0
Sexual Assault W/Object	0	0
Forcible Fondling	0	0
Incest	0	0
Statutory Rape	0	0
Kidnapping/Abduction	0	0
<b>Total</b>	<b>43</b>	<b>36</b>

TIBRS Group B Arrests		
Offense	Adult	Juvenile
Bad Checks	1	0
Curfew/Vagrancy	0	1
Disorderly Conduct	7	0
DUI	19	0
Drunkenness	36	0
Family-Non Violent	7	0
Liquor Law Violations	1	1
Peeping Tom	0	0
Trespass	4	0
All Other Offenses	30	1
<b>Total Group B</b>	<b>105</b>	<b>3</b>

TIBRS Group A Offenses	Offenses		Arrests	
	Reported	Cleared	Adult	Juvenile
<b>Crimes Against Persons</b>				
Murder	0	0	0	0
Negligent Manslaughter	0	0	0	0
Negligent Vehicular Manslaughter	0	0	0	0
Kidnapping/Abduction	0	0	0	0
Forcible Rape	1	1	1	0
Forcible Sodomy	0	0	0	0
Sexual Assault W/Object	0	0	0	0
Forcible Fondling	5	5	0	1
Incest	0	0	0	0
Statutory Rape	0	0	0	0
Aggravated Assault	16	13	9	1
Simple Assault	37	32	27	1
Intimidation	12	6	4	0
Stalking	1	0	0	0
Commercial Sex Acts	0	0	0	0
Involuntary Servitude	0	0	0	0
<b>Crimes Against Property</b>				
Arson	0	0	0	0
Bribery	0	0	0	0
Burglary	17	4	6	0
Counterfeiting/Forgery	23	23	6	0
Destruction/Damage/Vandalism	17	4	0	1
Embezzlement	11	6	4	0
Extortion/Blackmail	0	0	0	0
Fraud - Computer Hacking/Invasion	0	0	0	0
Fraud - Credit Card/ATM	31	20	19	0
Fraud - False Pretenses	24	22	2	0
Fraud - Identity Theft	1	0	0	0
Fraud - Impersonation	4	2	2	0
Fraud - Welfare	0	0	0	0
Fraud - Wire	1	1	1	0
Motor Vehicle Theft	7	4	3	0
Robbery	2	0	0	0
Stolen Property Offenses	0	0	0	0
Theft - Pocket-picking	0	0	0	0
Theft - Purse Snatching	0	0	0	0
Theft - Shoplifting	20	18	18	0
Theft From Building	19	8	8	0
Theft From Coin Machine	0	0	0	0
Theft From Motor Vehicle	10	2	3	0
Theft of Motor Vehicle Parts	4	0	0	0
Theft - All Other Larceny	18	4	4	0
<b>Crimes Against Society</b>				
Animal Cruelty	0	0	0	0
Drug/Narcotic Violations	58	51	67	0
Drug/Narcotic Equipment Violations	29	28	10	0
Gambling - Betting/Wagering	0	0	0	0
Gambling - Operating/Promoting	0	0	0	0
Gambling - Equipment Violations	0	0	0	0
Gambling - Sports Tampering	0	0	0	0
Pornography/Obscene Material	0	0	0	0
Prostitution	0	0	0	0
Prostitution Assisting/Promoting	0	0	0	0
Purchasing Prostitution	0	0	0	0
Weapon Law Violations	4	2	1	0
<b>Total Group A Offenses</b>	<b>372</b>	<b>256</b>	<b>195</b>	<b>4</b>



# Kingston Springs Police Department - 2016

<b>2015 Population Estimate</b>	<b>2,770</b>
<b>Offense Overview</b>	
Offense Total	25
Number Cleared	11
Percent Cleared	44.00 %
Group A Crimes per 100,000 population	902.5
<b>Arrest Overview</b>	
Total Arrests	9
Adult Arrests	8
Juvenile Arrests	1
Unknown Age	0
Arrests per 100,000 population	324.9
Average number offenses/incident	1.09

Domestic Violence Victims		
Offense	Reported	Cleared
Murder	0	0
Aggravated Assault	0	0
Simple Assault	2	1
Intimidation	0	0
Stalking	0	0
Forcible Rape	0	0
Forcible Sodomy	0	0
Sexual Assault W/Object	0	0
Forcible Fondling	0	0
Incest	0	0
Statutory Rape	0	0
Kidnapping/Abduction	0	0
<b>Total</b>	<b>2</b>	<b>1</b>

TIBRS Group B Arrests		
Offense	Adult	Juvenile
Bad Checks	0	0
Curfew/Vagrancy	0	0
Disorderly Conduct	0	0
DUI	0	0
Drunkenness	1	0
Family-Non Violent	0	0
Liquor Law Violations	0	0
Peeping Tom	0	0
Trespass	0	0
All Other Offenses	0	0
<b>Total Group B</b>	<b>1</b>	<b>0</b>

TIBRS Group A Offenses	Offenses		Arrests	
	Reported	Cleared	Adult	Juvenile
<b>Crimes Against Persons</b>				
Murder	0	0	0	0
Negligent Manslaughter	0	0	0	0
Negligent Vehicular Manslaughter	0	0	0	0
Kidnapping/Abduction	0	0	0	0
Forcible Rape	0	0	0	0
Forcible Sodomy	0	0	0	0
Sexual Assault W/Object	0	0	0	0
Forcible Fondling	0	0	0	0
Incest	0	0	0	0
Statutory Rape	0	0	0	0
Aggravated Assault	0	0	0	0
Simple Assault	3	1	0	0
Intimidation	2	0	0	0
Stalking	0	0	0	0
Commercial Sex Acts	0	0	0	0
Involuntary Servitude	0	0	0	0
<b>Crimes Against Property</b>				
Arson	0	0	0	0
Bribery	0	0	0	0
Burglary	0	0	0	0
Counterfeiting/Forgery	0	0	0	0
Destruction/Damage/Vandalism	1	1	0	1
Embezzlement	0	0	0	0
Extortion/Blackmail	0	0	0	0
Fraud - Computer Hacking/Invasion	0	0	0	0
Fraud - Credit Card/ATM	2	0	0	0
Fraud - False Pretenses	0	0	0	0
Fraud - Identity Theft	0	0	0	0
Fraud - Impersonation	0	0	0	0
Fraud - Welfare	0	0	0	0
Fraud - Wire	0	0	0	0
Motor Vehicle Theft	0	0	0	0
Robbery	0	0	0	0
Stolen Property Offenses	2	1	0	0
Theft - Pocket-picking	0	0	0	0
Theft - Purse Snatching	0	0	0	0
Theft - Shoplifting	1	1	1	0
Theft From Building	1	0	0	0
Theft From Coin Machine	0	0	0	0
Theft From Motor Vehicle	0	0	0	0
Theft of Motor Vehicle Parts	0	0	0	0
Theft - All Other Larceny	3	1	1	0
<b>Crimes Against Society</b>				
Animal Cruelty	0	0	0	0
Drug/Narcotic Violations	6	3	3	0
Drug/Narcotic Equipment Violations	3	3	2	0
Gambling - Betting/Wagering	0	0	0	0
Gambling - Operating/Promoting	0	0	0	0
Gambling - Equipment Violations	0	0	0	0
Gambling - Sports Tampering	0	0	0	0
Pornography/Obscene Material	0	0	0	0
Prostitution	0	0	0	0
Prostitution Assisting/Promoting	0	0	0	0
Purchasing Prostitution	0	0	0	0
Weapon Law Violations	1	0	0	0
<b>Total Group A Offenses</b>	<b>25</b>	<b>11</b>	<b>7</b>	<b>1</b>



## Knoxville Police Department - 2016

<b>2015 Population Estimate</b>	<b>185,291</b>
<b>Offense Overview</b>	
Offense Total	21,737
Number Cleared	10,238
Percent Cleared	47.10 %
Group A Crimes per 100,000 population	11,731.3
<b>Arrest Overview</b>	
Total Arrests	11,386
Adult Arrests	10,689
Juvenile Arrests	697
Unknown Age	0
Arrests per 100,000 population	6,144.9
Average number offenses/incident	1.13

Domestic Violence Victims		
Offense	Reported	Cleared
Murder	2	2
Aggravated Assault	417	278
Simple Assault	1,947	1,350
Intimidation	108	52
Stalking	18	5
Forcible Rape	47	11
Forcible Sodomy	10	2
Sexual Assault W/Object	1	0
Forcible Fondling	30	1
Incest	2	0
Statutory Rape	5	1
Kidnapping/Abduction	19	13
<b>Total</b>	<b>2,606</b>	<b>1,715</b>

TIBRS Group B Arrests		
Offense	Adult	Juvenile
Bad Checks	0	0
Curfew/Vagrancy	1	10
Disorderly Conduct	285	84
DUI	551	3
Drunkenness	1,104	15
Family-Non Violent	5	0
Liquor Law Violations	5	12
Peeping Tom	0	1
Trespass	160	3
All Other Offenses	2,515	130
<b>Total Group B</b>	<b>4,626</b>	<b>258</b>

TIBRS Group A Offenses	Offenses		Arrests	
	Reported	Cleared	Adult	Juvenile
<b>Crimes Against Persons</b>				
Murder	17	6	4	1
Negligent Manslaughter	0	0	0	0
Negligent Vehicular Manslaughter	0	0	0	0
Kidnapping/Abduction	40	25	12	5
Forcible Rape	134	30	2	0
Forcible Sodomy	18	3	0	0
Sexual Assault W/Object	3	0	0	0
Forcible Fondling	83	20	2	1
Incest	2	0	0	0
Statutory Rape	9	1	0	0
Aggravated Assault	1,112	659	259	20
Simple Assault	3,137	1,951	584	78
Intimidation	352	136	3	2
Stalking	45	17	1	0
Commercial Sex Acts	3	0	0	0
Involuntary Servitude	0	0	0	0
<b>Crimes Against Property</b>				
Arson	19	10	8	1
Bribery	1	1	1	0
Burglary	1,855	408	327	8
Counterfeiting/Forgery	232	93	66	0
Destruction/Damage/Vandalism	1,689	360	79	20
Embezzlement	140	84	35	0
Extortion/Blackmail	10	5	4	0
Fraud - Computer Hacking/Invasion	3	0	0	0
Fraud - Credit Card/ATM	285	51	16	1
Fraud - False Pretenses	206	71	31	1
Fraud - Identity Theft	15	3	0	0
Fraud - Impersonation	209	180	134	4
Fraud - Welfare	0	0	0	0
Fraud - Wire	7	1	0	0
Motor Vehicle Theft	891	254	148	15
Robbery	407	154	90	3
Stolen Property Offenses	47	34	16	0
Theft - Pocket-picking	22	3	4	0
Theft - Purse Snatching	15	4	3	0
Theft - Shoplifting	2,953	2,123	1,946	157
Theft From Building	1,131	261	83	9
Theft From Coin Machine	13	1	0	0
Theft From Motor Vehicle	1,770	119	87	15
Theft of Motor Vehicle Parts	521	12	12	0
Theft - All Other Larceny	1,354	253	116	9
<b>Crimes Against Society</b>				
Animal Cruelty	2	1	1	0
Drug/Narcotic Violations	1,473	1,440	1,184	67
Drug/Narcotic Equipment Violations	1,200	1,175	643	11
Gambling - Betting/Wagering	0	0	0	0
Gambling - Operating/Promoting	0	0	0	0
Gambling - Equipment Violations	1	1	0	0
Gambling - Sports Tampering	0	0	0	0
Pornography/Obscene Material	10	0	0	0
Prostitution	103	103	96	0
Prostitution Assisting/Promoting	1	1	0	0
Purchasing Prostitution	10	10	9	0
Weapon Law Violations	187	174	57	11
<b>Total Group A Offenses</b>	<b>21,737</b>	<b>10,238</b>	<b>6,063</b>	<b>439</b>



## LaFayette Police Department - 2016

<b>2015 Population Estimate</b>	<b>4,991</b>
<b>Offense Overview</b>	
Offense Total	535
Number Cleared	357
Percent Cleared	66.73 %
Group A Crimes per 100,000 population	10,719.3
<b>Arrest Overview</b>	
Total Arrests	461
Adult Arrests	423
Juvenile Arrests	38
Unknown Age	0
Arrests per 100,000 population	9,236.6
Average number offenses/incident	1.36

Domestic Violence Victims		
Offense	Reported	Cleared
Murder	0	0
Aggravated Assault	7	5
Simple Assault	41	37
Intimidation	1	1
Stalking	0	0
Forcible Rape	1	0
Forcible Sodomy	0	0
Sexual Assault W/Object	0	0
Forcible Fondling	0	0
Incest	0	0
Statutory Rape	2	2
Kidnapping/Abduction	0	0
<b>Total</b>	<b>52</b>	<b>45</b>

TIBRS Group B Arrests		
Offense	Adult	Juvenile
Bad Checks	4	0
Curfew/Vagrancy	14	2
Disorderly Conduct	7	0
DUI	38	0
Drunkenness	40	1
Family-Non Violent	0	0
Liquor Law Violations	5	0
Peeping Tom	0	0
Trespass	4	0
All Other Offenses	32	1
<b>Total Group B</b>	<b>144</b>	<b>4</b>

TIBRS Group A Offenses	Offenses		Arrests	
	Reported	Cleared	Adult	Juvenile
<b>Crimes Against Persons</b>				
Murder	0	0	0	0
Negligent Manslaughter	0	0	0	0
Negligent Vehicular Manslaughter	0	0	0	0
Kidnapping/Abduction	0	0	0	0
Forcible Rape	1	0	0	0
Forcible Sodomy	0	0	0	0
Sexual Assault W/Object	0	0	0	0
Forcible Fondling	1	0	0	0
Incest	0	0	0	0
Statutory Rape	2	2	2	0
Aggravated Assault	17	15	10	0
Simple Assault	62	55	51	4
Intimidation	2	2	2	0
Stalking	0	0	0	0
Commercial Sex Acts	0	0	0	0
Involuntary Servitude	0	0	0	0
<b>Crimes Against Property</b>				
Arson	2	0	0	0
Bribery	0	0	0	0
Burglary	45	6	6	2
Counterfeiting/Forgery	4	0	0	0
Destruction/Damage/Vandalism	41	13	10	18
Embezzlement	0	0	0	0
Extortion/Blackmail	0	0	0	0
Fraud - Computer Hacking/Invasion	0	0	0	0
Fraud - Credit Card/ATM	4	1	0	0
Fraud - False Pretenses	8	5	4	0
Fraud - Identity Theft	1	1	0	0
Fraud - Impersonation	5	5	2	1
Fraud - Welfare	0	0	0	0
Fraud - Wire	2	1	1	0
Motor Vehicle Theft	20	6	10	3
Robbery	1	0	0	0
Stolen Property Offenses	1	1	0	0
Theft - Pocket-picking	0	0	0	0
Theft - Purse Snatching	0	0	0	0
Theft - Shoplifting	65	60	66	5
Theft From Building	18	2	2	0
Theft From Coin Machine	2	0	0	0
Theft From Motor Vehicle	27	0	0	0
Theft of Motor Vehicle Parts	3	0	0	0
Theft - All Other Larceny	17	0	0	0
<b>Crimes Against Society</b>				
Animal Cruelty	0	0	0	0
Drug/Narcotic Violations	101	100	97	1
Drug/Narcotic Equipment Violations	70	70	12	0
Gambling - Betting/Wagering	0	0	0	0
Gambling - Operating/Promoting	0	0	0	0
Gambling - Equipment Violations	0	0	0	0
Gambling - Sports Tampering	0	0	0	0
Pornography/Obscene Material	0	0	0	0
Prostitution	0	0	0	0
Prostitution Assisting/Promoting	0	0	0	0
Purchasing Prostitution	0	0	0	0
Weapon Law Violations	13	12	4	0
<b>Total Group A Offenses</b>	<b>535</b>	<b>357</b>	<b>279</b>	<b>34</b>





## LaFollette Police Department - 2016

2015 Population Estimate	7,053	TIBRS Group A Offenses	Offenses		Arrests	
			Reported	Cleared	Adult	Juvenile
<b>Offense Overview</b>		<b>Crimes Against Persons</b>				
Offense Total	1,287	Murder	0	0	0	0
Number Cleared	726	Negligent Manslaughter	0	0	0	0
Percent Cleared	56.41 %	Negligent Vehicular Manslaughter	1	1	1	0
Group A Crimes per 100,000 population	18,247.6	Kidnapping/Abduction	3	2	1	0
		Forcible Rape	1	0	0	0
		Forcible Sodomy	0	0	0	0
		Sexual Assault W/Object	0	0	0	0
		Forcible Fondling	4	0	0	0
		Incest	0	0	0	0
		Statutory Rape	2	0	0	0
		Aggravated Assault	48	35	26	1
		Simple Assault	178	117	93	10
		Intimidation	39	8	8	0
		Stalking	3	2	2	0
		Commercial Sex Acts	0	0	0	0
		Involuntary Servitude	0	0	0	0
		<b>Crimes Against Property</b>				
		Arson	0	0	0	0
		Bribery	0	0	0	0
		Burglary	129	18	19	0
		Counterfeiting/Forgery	26	5	3	0
		Destruction/Damage/Vandalism	59	13	6	2
		Embezzlement	1	1	1	0
		Extortion/Blackmail	0	0	0	0
		Fraud - Computer Hacking/Invasion	0	0	0	0
		Fraud - Credit Card/ATM	6	3	3	0
		Fraud - False Pretenses	0	0	0	0
		Fraud - Identity Theft	0	0	0	0
		Fraud - Impersonation	0	0	0	0
		Fraud - Welfare	0	0	0	0
		Fraud - Wire	0	0	0	0
		Motor Vehicle Theft	31	9	9	1
		Robbery	7	1	1	0
		Stolen Property Offenses	0	0	0	0
		Theft - Pocket-picking	0	0	0	0
		Theft - Purse Snatching	0	0	0	0
		Theft - Shoplifting	50	35	38	0
		Theft From Building	150	35	30	0
		Theft From Coin Machine	2	1	1	0
		Theft From Motor Vehicle	55	3	2	0
		Theft of Motor Vehicle Parts	9	1	2	0
		Theft - All Other Larceny	55	9	9	0
		<b>Crimes Against Society</b>				
		Animal Cruelty	0	0	0	0
		Drug/Narcotic Violations	231	231	208	6
		Drug/Narcotic Equipment Violations	186	186	82	0
		Gambling - Betting/Wagering	0	0	0	0
		Gambling - Operating/Promoting	0	0	0	0
		Gambling - Equipment Violations	0	0	0	0
		Gambling - Sports Tampering	0	0	0	0
		Pornography/Obscene Material	1	0	0	0
		Prostitution	1	1	1	0
		Prostitution Assisting/Promoting	0	0	0	0
		Purchasing Prostitution	0	0	0	0
		Weapon Law Violations	9	9	3	0
		<b>Total Group A Offenses</b>	<b>1,287</b>	<b>726</b>	<b>549</b>	<b>20</b>

Domestic Violence Victims		
Offense	Reported	Cleared
Murder	0	0
Aggravated Assault	16	14
Simple Assault	109	80
Intimidation	31	6
Stalking	2	2
Forcible Rape	0	0
Forcible Sodomy	0	0
Sexual Assault W/Object	0	0
Forcible Fondling	0	0
Incest	0	0
Statutory Rape	0	0
Kidnapping/Abduction	2	1
<b>Total</b>	<b>160</b>	<b>103</b>

TIBRS Group B Arrests		
Offense	Adult	Juvenile
Bad Checks	0	0
Curfew/Vagrancy	0	0
Disorderly Conduct	23	0
DUI	74	0
Drunkenness	113	0
Family-Non Violent	0	2
Liquor Law Violations	9	4
Peeping Tom	0	0
Trespass	43	0
All Other Offenses	67	0
<b>Total Group B</b>	<b>329</b>	<b>6</b>



## LaVergne Police Department - 2016

2015 Population Estimate	34,794	TIBRS Group A Offenses	Offenses		Arrests	
			Reported	Cleared	Adult	Juvenile
<b>Offense Overview</b>		<b>Crimes Against Persons</b>				
Offense Total	2,702	Murder	0	0	0	0
Number Cleared	1,187	Negligent Manslaughter	0	0	0	0
Percent Cleared	43.93 %	Negligent Vehicular Manslaughter	0	0	0	0
Group A Crimes per 100,000 population	7,765.7	Kidnapping/Abduction	22	15	1	1
		Forcible Rape	18	5	2	1
		Forcible Sodomy	1	0	0	0
		Sexual Assault W/Object	0	0	0	0
		Forcible Fondling	17	4	3	1
		Incest	1	0	0	0
		Statutory Rape	3	1	1	0
		Aggravated Assault	221	145	74	12
		Simple Assault	435	207	144	28
		Intimidation	114	8	2	0
		Stalking	10	2	0	0
		Commercial Sex Acts	1	0	0	0
		Involuntary Servitude	0	0	0	0
		<b>Crimes Against Property</b>				
		Arson	11	1	1	0
		Bribery	1	1	0	0
		Burglary	138	19	10	4
		Counterfeiting/Forgery	73	32	17	0
		Destruction/Damage/Vandalism	276	35	7	1
		Embezzlement	0	0	0	0
		Extortion/Blackmail	0	0	0	0
		Fraud - Computer Hacking/Invasion	0	0	0	0
		Fraud - Credit Card/ATM	64	6	4	0
		Fraud - False Pretenses	21	3	2	0
		Fraud - Identity Theft	20	4	1	0
		Fraud - Impersonation	65	22	13	0
		Fraud - Welfare	0	0	0	0
		Fraud - Wire	0	0	0	0
		Motor Vehicle Theft	73	21	6	13
		Robbery	17	6	4	0
		Stolen Property Offenses	1	1	1	0
		Theft - Pocket-picking	0	0	0	0
		Theft - Purse Snatching	0	0	0	0
		Theft - Shoplifting	51	19	15	1
		Theft From Building	7	0	0	0
		Theft From Coin Machine	0	0	0	0
		Theft From Motor Vehicle	116	4	4	3
		Theft of Motor Vehicle Parts	39	3	3	0
		Theft - All Other Larceny	261	34	23	4
		<b>Crimes Against Society</b>				
		Animal Cruelty	0	0	0	0
		Drug/Narcotic Violations	334	318	219	15
		Drug/Narcotic Equipment Violations	242	231	66	9
		Gambling - Betting/Wagering	0	0	0	0
		Gambling - Operating/Promoting	1	1	2	0
		Gambling - Equipment Violations	0	0	0	0
		Gambling - Sports Tampering	0	0	0	0
		Pornography/Obscene Material	3	1	1	0
		Prostitution	1	0	0	0
		Prostitution Assisting/Promoting	1	0	0	0
		Purchasing Prostitution	0	0	0	0
		Weapon Law Violations	43	38	12	3
		<b>Total Group A Offenses</b>	<b>2,702</b>	<b>1,187</b>	<b>638</b>	<b>96</b>

Domestic Violence Victims		
Offense	Reported	Cleared
Murder	0	0
Aggravated Assault	99	86
Simple Assault	310	183
Intimidation	16	1
Stalking	5	2
Forcible Rape	8	3
Forcible Sodomy	1	0
Sexual Assault W/Object	0	0
Forcible Fondling	7	4
Incest	1	0
Statutory Rape	1	1
Kidnapping/Abduction	17	12
<b>Total</b>	<b>465</b>	<b>292</b>

TIBRS Group B Arrests		
Offense	Adult	Juvenile
Bad Checks	1	0
Curfew/Vagrancy	0	6
Disorderly Conduct	14	1
DUI	258	8
Drunkenness	45	0
Family-Non Violent	11	0
Liquor Law Violations	131	6
Peeping Tom	0	0
Trespass	6	3
All Other Offenses	197	49
<b>Total Group B</b>	<b>663</b>	<b>73</b>



## Lawrenceburg Police Department - 2016

2015 Population Estimate	10,569	TIBRS Group A Offenses	Offenses		Arrests	
			Reported	Cleared	Adult	Juvenile
<b>Offense Overview</b>		<b>Crimes Against Persons</b>				
Offense Total	1,342	Murder	0	0	0	0
Number Cleared	542	Negligent Manslaughter	0	0	0	0
Percent Cleared	40.39 %	Negligent Vehicular Manslaughter	0	0	0	0
Group A Crimes per 100,000 population	12,697.5	Kidnapping/Abduction	3	1	0	0
		Forcible Rape	3	3	0	0
		Forcible Sodomy	1	1	0	0
		Sexual Assault W/Object	1	0	0	0
		Forcible Fondling	6	5	0	0
		Incest	0	0	0	0
		Statutory Rape	2	1	0	0
		Aggravated Assault	69	55	29	0
		Simple Assault	172	77	54	1
		Intimidation	92	22	9	0
		Stalking	7	0	0	0
		Commercial Sex Acts	0	0	0	0
		Involuntary Servitude	0	0	0	0
		<b>Crimes Against Property</b>				
		Arson	2	0	0	0
		Bribery	0	0	0	0
		Burglary	88	12	8	0
		Counterfeiting/Forgery	15	5	1	0
		Destruction/Damage/Vandalism	124	28	10	1
		Embezzlement	12	7	0	0
		Extortion/Blackmail	1	0	0	0
		Fraud - Computer Hacking/Invasion	0	0	0	0
		Fraud - Credit Card/ATM	31	6	0	0
		Fraud - False Pretenses	48	15	5	0
		Fraud - Identity Theft	1	0	0	0
		Fraud - Impersonation	6	3	0	0
		Fraud - Welfare	0	0	0	0
		Fraud - Wire	0	0	0	0
		Motor Vehicle Theft	19	3	2	0
		Robbery	5	2	1	0
		Stolen Property Offenses	0	0	0	0
		Theft - Pocket-picking	1	0	0	0
		Theft - Purse Snatching	0	0	0	0
		Theft - Shoplifting	178	122	132	11
		Theft From Building	112	21	5	0
		Theft From Coin Machine	0	0	0	0
		Theft From Motor Vehicle	82	4	3	0
		Theft of Motor Vehicle Parts	14	2	0	0
		Theft - All Other Larceny	73	4	0	0
		<b>Crimes Against Society</b>				
		Animal Cruelty	1	0	0	0
		Drug/Narcotic Violations	92	78	78	2
		Drug/Narcotic Equipment Violations	68	54	9	0
		Gambling - Betting/Wagering	0	0	0	0
		Gambling - Operating/Promoting	0	0	0	0
		Gambling - Equipment Violations	0	0	0	0
		Gambling - Sports Tampering	0	0	0	0
		Pornography/Obscene Material	0	0	0	0
		Prostitution	0	0	0	0
		Prostitution Assisting/Promoting	0	0	0	0
		Purchasing Prostitution	0	0	0	0
		Weapon Law Violations	13	11	5	0
		<b>Total Group A Offenses</b>	<b>1,342</b>	<b>542</b>	<b>351</b>	<b>15</b>

Domestic Violence Victims		
Offense	Reported	Cleared
Murder	0	0
Aggravated Assault	31	27
Simple Assault	111	63
Intimidation	39	13
Stalking	6	0
Forcible Rape	0	0
Forcible Sodomy	0	0
Sexual Assault W/Object	0	0
Forcible Fondling	1	0
Incest	0	0
Statutory Rape	1	1
Kidnapping/Abduction	2	1
<b>Total</b>	<b>191</b>	<b>105</b>

TIBRS Group B Arrests		
Offense	Adult	Juvenile
Bad Checks	3	0
Curfew/Vagrancy	0	3
Disorderly Conduct	3	0
DUI	43	0
Drunkenness	45	0
Family-Non Violent	5	0
Liquor Law Violations	3	7
Peeping Tom	0	0
Trespass	5	0
All Other Offenses	19	0
<b>Total Group B</b>	<b>126</b>	<b>10</b>



## Lebanon Police Department - 2016

2015 Population Estimate	30,262	TIBRS Group A Offenses	Offenses		Arrests	
			Reported	Cleared	Adult	Juvenile
<b>Offense Overview</b>		<b>Crimes Against Persons</b>				
Offense Total	3,199	Murder	0	0	0	0
Number Cleared	1,336	Negligent Manslaughter	0	0	0	0
Percent Cleared	41.76 %	Negligent Vehicular Manslaughter	0	0	0	0
Group A Crimes per 100,000 population	10,571.0	Kidnapping/Abduction	3	2	1	0
		Forcible Rape	10	7	1	0
		Forcible Sodomy	4	4	0	0
		Sexual Assault W/Object	4	4	1	0
		Forcible Fondling	6	3	0	0
		Incest	0	0	0	0
		Statutory Rape	6	4	3	0
		Aggravated Assault	147	84	58	2
		Simple Assault	550	232	147	7
		Intimidation	82	20	8	0
		Stalking	6	2	2	0
		Commercial Sex Acts	0	0	0	0
		Involuntary Servitude	0	0	0	0
		<b>Crimes Against Property</b>				
		Arson	12	6	3	0
		Bribery	1	1	1	0
		Burglary	157	47	42	9
		Counterfeiting/Forgery	101	29	11	0
		Destruction/Damage/Vandalism	241	41	14	2
		Embezzlement	34	10	7	0
		Extortion/Blackmail	0	0	0	0
		Fraud - Computer Hacking/Invasion	0	0	0	0
		Fraud - Credit Card/ATM	124	39	14	1
		Fraud - False Pretenses	171	35	10	0
		Fraud - Identity Theft	36	13	0	0
		Fraud - Impersonation	50	38	29	1
		Fraud - Welfare	0	0	0	0
		Fraud - Wire	0	0	0	0
		Motor Vehicle Theft	67	22	11	1
		Robbery	35	14	11	0
		Stolen Property Offenses	1	1	1	0
		Theft - Pocket-picking	0	0	0	0
		Theft - Purse Snatching	0	0	0	0
		Theft - Shoplifting	208	90	78	12
		Theft From Building	193	37	16	1
		Theft From Coin Machine	5	0	0	0
		Theft From Motor Vehicle	195	27	15	2
		Theft of Motor Vehicle Parts	21	1	1	0
		Theft - All Other Larceny	130	15	5	3
		<b>Crimes Against Society</b>				
		Animal Cruelty	8	2	3	0
		Drug/Narcotic Violations	330	289	235	17
		Drug/Narcotic Equipment Violations	183	160	44	0
		Gambling - Betting/Wagering	0	0	0	0
		Gambling - Operating/Promoting	0	0	0	0
		Gambling - Equipment Violations	0	0	0	0
		Gambling - Sports Tampering	0	0	0	0
		Pornography/Obscene Material	2	1	0	1
		Prostitution	1	1	1	0
		Prostitution Assisting/Promoting	1	1	0	0
		Purchasing Prostitution	0	0	0	0
		Weapon Law Violations	74	54	12	1
		<b>Total Group A Offenses</b>	<b>3,199</b>	<b>1,336</b>	<b>785</b>	<b>60</b>

Domestic Violence Victims		
Offense	Reported	Cleared
Murder	0	0
Aggravated Assault	80	50
Simple Assault	405	189
Intimidation	38	15
Stalking	4	1
Forcible Rape	7	5
Forcible Sodomy	4	4
Sexual Assault W/Object	2	2
Forcible Fondling	3	2
Incest	0	0
Statutory Rape	2	2
Kidnapping/Abduction	3	2
<b>Total</b>	<b>548</b>	<b>272</b>

TIBRS Group B Arrests		
Offense	Adult	Juvenile
Bad Checks	0	0
Curfew/Vagrancy	0	4
Disorderly Conduct	22	1
DUI	149	1
Drunkenness	217	0
Family-Non Violent	2	0
Liquor Law Violations	12	1
Peeping Tom	0	0
Trespass	41	6
All Other Offenses	197	9
<b>Total Group B</b>	<b>640</b>	<b>22</b>



# Lenoir City Police Department - 2016

2015 Population Estimate	9,091	TIBRS Group A Offenses	Offenses		Arrests	
			Reported	Cleared	Adult	Juvenile
<b>Offense Overview</b>		<b>Crimes Against Persons</b>				
Offense Total	654	Murder	0	0	0	0
Number Cleared	318	Negligent Manslaughter	0	0	0	0
Percent Cleared	48.62 %	Negligent Vehicular Manslaughter	0	0	0	0
Group A Crimes per 100,000 population	7,193.9	Kidnapping/Abduction	0	0	0	0
		Forcible Rape	0	0	0	0
		Forcible Sodomy	0	0	0	0
		Sexual Assault W/Object	0	0	0	0
		Forcible Fondling	6	3	1	0
		Incest	0	0	0	0
		Statutory Rape	0	0	0	0
		Aggravated Assault	10	6	4	0
		Simple Assault	95	25	17	4
		Intimidation	39	12	9	1
		Stalking	3	0	0	0
		Commercial Sex Acts	0	0	0	0
		Involuntary Servitude	0	0	0	0
<b>Arrest Overview</b>		<b>Crimes Against Property</b>				
Total Arrests	709	Arson	1	0	0	0
Adult Arrests	690	Bribery	0	0	0	0
Juvenile Arrests	19	Burglary	25	5	4	4
Unknown Age	0	Counterfeiting/Forgery	27	9	6	0
Arrests per 100,000 population	7,798.9	Destruction/Damage/Vandalism	29	7	1	1
Average number offenses/incident	1.17	Embezzlement	9	7	5	0
		Extortion/Blackmail	0	0	0	0
		Fraud - Computer Hacking/Invasion	0	0	0	0
		Fraud - Credit Card/ATM	27	4	1	0
		Fraud - False Pretenses	45	16	9	0
		Fraud - Identity Theft	1	0	0	0
		Fraud - Impersonation	2	0	0	0
		Fraud - Welfare	0	0	0	0
		Fraud - Wire	1	0	0	0
		Motor Vehicle Theft	14	4	5	0
		Robbery	5	1	2	0
		Stolen Property Offenses	0	0	0	0
		Theft - Pocket-picking	4	1	1	0
		Theft - Purse Snatching	0	0	0	0
		Theft - Shoplifting	127	116	130	1
		Theft From Building	36	6	6	0
		Theft From Coin Machine	4	1	1	0
		Theft From Motor Vehicle	24	2	1	0
		Theft of Motor Vehicle Parts	6	1	1	0
		Theft - All Other Larceny	19	1	1	0
		<b>Crimes Against Society</b>				
		Animal Cruelty	1	1	1	0
		Drug/Narcotic Violations	50	49	48	2
		Drug/Narcotic Equipment Violations	35	35	11	0
		Gambling - Betting/Wagering	0	0	0	0
		Gambling - Operating/Promoting	0	0	0	0
		Gambling - Equipment Violations	0	0	0	0
		Gambling - Sports Tampering	0	0	0	0
		Pornography/Obscene Material	4	1	1	0
		Prostitution	0	0	0	0
		Prostitution Assisting/Promoting	0	0	0	0
		Purchasing Prostitution	0	0	0	0
		Weapon Law Violations	5	5	2	0
		<b>Total Group A Offenses</b>	<b>654</b>	<b>318</b>	<b>268</b>	<b>13</b>

Domestic Violence Victims		
Offense	Reported	Cleared
Murder	0	0
Aggravated Assault	5	4
Simple Assault	70	20
Intimidation	19	7
Stalking	2	0
Forcible Rape	0	0
Forcible Sodomy	0	0
Sexual Assault W/Object	0	0
Forcible Fondling	2	2
Incest	0	0
Statutory Rape	0	0
Kidnapping/Abduction	0	0
<b>Total</b>	<b>98</b>	<b>33</b>

TIBRS Group B Arrests		
Offense	Adult	Juvenile
Bad Checks	0	0
Curfew/Vagrancy	0	2
Disorderly Conduct	3	0
DUI	37	0
Drunkenness	35	0
Family-Non Violent	1	0
Liquor Law Violations	1	3
Peeping Tom	0	0
Trespass	6	0
All Other Offenses	339	1
<b>Total Group B</b>	<b>422</b>	<b>6</b>



## Lewisburg Police Department - 2016

	2015 Population Estimate	11,480	TIBRS Group A Offenses	Offenses		Arrests	
				Reported	Cleared	Adult	Juvenile
<b>Offense Overview</b>			<b>Crimes Against Persons</b>				
Offense Total	762		Murder	0	0	0	0
Number Cleared	302		Negligent Manslaughter	0	0	0	0
Percent Cleared	39.63 %		Negligent Vehicular Manslaughter	0	0	0	0
Group A Crimes per 100,000 population	6,637.6		Kidnapping/Abduction	0	0	0	0
			Forcible Rape	2	1	1	0
			Forcible Sodomy	0	0	0	0
			Sexual Assault W/Object	0	0	0	0
			Forcible Fondling	1	0	0	0
			Incest	0	0	0	0
			Statutory Rape	2	1	1	0
			Aggravated Assault	102	59	52	1
			Simple Assault	175	73	74	1
			Intimidation	36	7	6	0
			Stalking	0	0	0	0
			Commercial Sex Acts	0	0	0	0
			Involuntary Servitude	0	0	0	0
			<b>Crimes Against Property</b>				
			Arson	0	0	0	0
			Bribery	0	0	0	0
			Burglary	42	7	9	1
			Counterfeiting/Forgery	25	1	2	0
			Destruction/Damage/Vandalism	71	10	8	4
			Embezzlement	0	0	0	0
			Extortion/Blackmail	0	0	0	0
			Fraud - Computer Hacking/Invasion	0	0	0	0
			Fraud - Credit Card/ATM	6	0	0	0
			Fraud - False Pretenses	8	2	2	0
			Fraud - Identity Theft	0	0	0	0
			Fraud - Impersonation	5	2	2	0
			Fraud - Welfare	0	0	0	0
			Fraud - Wire	0	0	0	0
			Motor Vehicle Theft	14	1	1	0
			Robbery	6	0	0	0
			Stolen Property Offenses	0	0	0	0
			Theft - Pocket-picking	0	0	0	0
			Theft - Purse Snatching	0	0	0	0
			Theft - Shoplifting	68	43	44	3
			Theft From Building	25	3	3	0
			Theft From Coin Machine	0	0	0	0
			Theft From Motor Vehicle	17	1	1	0
			Theft of Motor Vehicle Parts	1	0	0	0
			Theft - All Other Larceny	62	2	2	0
			<b>Crimes Against Society</b>				
			Animal Cruelty	0	0	0	0
			Drug/Narcotic Violations	78	76	93	6
			Drug/Narcotic Equipment Violations	13	13	12	2
			Gambling - Betting/Wagering	0	0	0	0
			Gambling - Operating/Promoting	0	0	0	0
			Gambling - Equipment Violations	0	0	0	0
			Gambling - Sports Tampering	0	0	0	0
			Pornography/Obscene Material	2	0	0	0
			Prostitution	0	0	0	0
			Prostitution Assisting/Promoting	0	0	0	0
			Purchasing Prostitution	0	0	0	0
			Weapon Law Violations	1	0	0	0
			<b>Total Group A Offenses</b>	<b>762</b>	<b>302</b>	<b>313</b>	<b>18</b>

Domestic Violence Victims		
Offense	Reported	Cleared
Murder	0	0
Aggravated Assault	47	31
Simple Assault	89	54
Intimidation	20	7
Stalking	0	0
Forcible Rape	1	1
Forcible Sodomy	0	0
Sexual Assault W/Object	0	0
Forcible Fondling	0	0
Incest	0	0
Statutory Rape	0	0
Kidnapping/Abduction	0	0
<b>Total</b>	<b>157</b>	<b>93</b>

TIBRS Group B Arrests		
Offense	Adult	Juvenile
Bad Checks	1	0
Curfew/Vagrancy	0	0
Disorderly Conduct	15	1
DUI	53	0
Drunkenness	63	0
Family-Non Violent	0	0
Liquor Law Violations	3	2
Peeping Tom	0	0
Trespass	20	0
All Other Offenses	209	1
<b>Total Group B</b>	<b>364</b>	<b>4</b>



## Lexington Police Department - 2016

2015 Population Estimate	7,822	TIBRS Group A Offenses	Offenses		Arrests	
			Reported	Cleared	Adult	Juvenile
<b>Offense Overview</b>		<b>Crimes Against Persons</b>				
Offense Total	982	Murder	0	0	0	0
Number Cleared	691	Negligent Manslaughter	0	0	0	0
Percent Cleared	70.37 %	Negligent Vehicular Manslaughter	0	0	0	0
Group A Crimes per 100,000 population	12,554.3	Kidnapping/Abduction	1	0	0	0
		Forcible Rape	3	1	0	0
		Forcible Sodomy	0	0	0	0
		Sexual Assault W/Object	0	0	0	0
		Forcible Fondling	4	4	2	0
		Incest	0	0	0	0
		Statutory Rape	1	1	0	0
		Aggravated Assault	51	45	25	0
		Simple Assault	155	138	71	3
		Intimidation	152	132	22	1
		Stalking	3	3	6	0
		Commercial Sex Acts	0	0	0	0
		Involuntary Servitude	0	0	0	0
		<b>Crimes Against Property</b>				
		Arson	1	1	0	0
		Bribery	0	0	0	0
		Burglary	33	17	7	18
		Counterfeiting/Forgery	26	12	9	0
		Destruction/Damage/Vandalism	69	26	5	1
		Embezzlement	7	6	3	0
		Extortion/Blackmail	0	0	0	0
		Fraud - Computer Hacking/Invasion	0	0	0	0
		Fraud - Credit Card/ATM	21	11	3	0
		Fraud - False Pretenses	29	14	1	0
		Fraud - Identity Theft	1	1	1	0
		Fraud - Impersonation	11	9	9	0
		Fraud - Welfare	0	0	0	0
		Fraud - Wire	0	0	0	0
		Motor Vehicle Theft	18	16	10	1
		Robbery	6	5	7	0
		Stolen Property Offenses	4	3	2	1
		Theft - Pocket-picking	0	0	0	0
		Theft - Purse Snatching	3	1	1	0
		Theft - Shoplifting	70	62	61	10
		Theft From Building	46	13	22	0
		Theft From Coin Machine	0	0	0	0
		Theft From Motor Vehicle	29	6	3	0
		Theft of Motor Vehicle Parts	5	1	0	0
		Theft - All Other Larceny	57	21	14	1
		<b>Crimes Against Society</b>				
		Animal Cruelty	0	0	0	0
		Drug/Narcotic Violations	108	76	64	3
		Drug/Narcotic Equipment Violations	48	46	4	0
		Gambling - Betting/Wagering	0	0	0	0
		Gambling - Operating/Promoting	0	0	0	0
		Gambling - Equipment Violations	0	0	0	0
		Gambling - Sports Tampering	0	0	0	0
		Pornography/Obscene Material	0	0	0	0
		Prostitution	0	0	0	0
		Prostitution Assisting/Promoting	0	0	0	0
		Purchasing Prostitution	0	0	0	0
		Weapon Law Violations	20	20	13	1
		<b>Total Group A Offenses</b>	<b>982</b>	<b>691</b>	<b>365</b>	<b>40</b>

Domestic Violence Victims		
Offense	Reported	Cleared
Murder	0	0
Aggravated Assault	15	15
Simple Assault	96	89
Intimidation	46	41
Stalking	1	1
Forcible Rape	0	0
Forcible Sodomy	0	0
Sexual Assault W/Object	0	0
Forcible Fondling	2	2
Incest	0	0
Statutory Rape	1	1
Kidnapping/Abduction	0	0
<b>Total</b>	<b>161</b>	<b>149</b>

TIBRS Group B Arrests		
Offense	Adult	Juvenile
Bad Checks	0	0
Curfew/Vagrancy	0	11
Disorderly Conduct	5	0
DUI	54	1
Drunkenness	46	0
Family-Non Violent	1	0
Liquor Law Violations	2	2
Peeping Tom	0	0
Trespass	12	0
All Other Offenses	24	7
<b>Total Group B</b>	<b>144</b>	<b>21</b>



## Livingston Police Department - 2016

2015 Population Estimate	4,071	TIBRS Group A Offenses	Offenses		Arrests	
			Reported	Cleared	Adult	Juvenile
<b>Offense Overview</b>		<b>Crimes Against Persons</b>				
Offense Total	231	Murder	0	0	0	0
Number Cleared	167	Negligent Manslaughter	0	0	0	0
Percent Cleared	72.29 %	Negligent Vehicular Manslaughter	0	0	0	0
Group A Crimes per 100,000 population	5,674.3	Kidnapping/Abduction	3	3	3	0
		Forcible Rape	1	1	0	0
		Forcible Sodomy	0	0	0	0
		Sexual Assault W/Object	0	0	0	0
		Forcible Fondling	0	0	0	0
		Incest	0	0	0	0
		Statutory Rape	0	0	0	0
		Aggravated Assault	17	16	13	0
		Simple Assault	25	25	22	1
		Intimidation	5	5	2	2
		Stalking	3	3	2	1
		Commercial Sex Acts	0	0	0	0
		Involuntary Servitude	0	0	0	0
<b>Arrest Overview</b>		<b>Crimes Against Property</b>				
Total Arrests	266	Arson	0	0	0	0
Adult Arrests	249	Bribery	0	0	0	0
Juvenile Arrests	17	Burglary	11	4	5	0
Unknown Age	0	Counterfeiting/Forgery	13	11	10	0
Arrests per 100,000 population	6,534.0	Destruction/Damage/Vandalism	15	5	3	0
Average number offenses/incident	1.31	Embezzlement	0	0	0	0
		Extortion/Blackmail	0	0	0	0
		Fraud - Computer Hacking/Invasion	0	0	0	0
		Fraud - Credit Card/ATM	0	0	0	0
		Fraud - False Pretenses	21	16	7	0
		Fraud - Identity Theft	1	1	0	0
		Fraud - Impersonation	1	1	0	0
		Fraud - Welfare	0	0	0	0
		Fraud - Wire	0	0	0	0
		Motor Vehicle Theft	5	1	1	0
		Robbery	1	0	0	0
		Stolen Property Offenses	0	0	0	0
		Theft - Pocket-picking	1	0	0	0
		Theft - Purse Snatching	0	0	0	0
		Theft - Shoplifting	15	14	8	0
		Theft From Building	20	7	3	0
		Theft From Coin Machine	0	0	0	0
		Theft From Motor Vehicle	12	1	1	0
		Theft of Motor Vehicle Parts	3	0	0	0
		Theft - All Other Larceny	7	2	1	0
		<b>Crimes Against Society</b>				
		Animal Cruelty	0	0	0	0
		Drug/Narcotic Violations	29	29	31	1
		Drug/Narcotic Equipment Violations	21	21	4	0
		Gambling - Betting/Wagering	0	0	0	0
		Gambling - Operating/Promoting	0	0	0	0
		Gambling - Equipment Violations	0	0	0	0
		Gambling - Sports Tampering	0	0	0	0
		Pornography/Obscene Material	0	0	0	0
		Prostitution	0	0	0	0
		Prostitution Assisting/Promoting	0	0	0	0
		Purchasing Prostitution	0	0	0	0
		Weapon Law Violations	1	1	1	0
		<b>Total Group A Offenses</b>	<b>231</b>	<b>167</b>	<b>117</b>	<b>5</b>

Domestic Violence Victims		
Offense	Reported	Cleared
Murder	0	0
Aggravated Assault	10	10
Simple Assault	15	15
Intimidation	1	1
Stalking	1	1
Forcible Rape	0	0
Forcible Sodomy	0	0
Sexual Assault W/Object	0	0
Forcible Fondling	0	0
Incest	0	0
Statutory Rape	0	0
Kidnapping/Abduction	2	2
<b>Total</b>	<b>29</b>	<b>29</b>

TIBRS Group B Arrests		
Offense	Adult	Juvenile
Bad Checks	0	0
Curfew/Vagrancy	0	0
Disorderly Conduct	14	0
DUI	21	1
Drunkenness	26	4
Family-Non Violent	5	0
Liquor Law Violations	0	0
Peeping Tom	0	0
Trespass	5	0
All Other Offenses	61	7
<b>Total Group B</b>	<b>132</b>	<b>12</b>





# Lookout Mountain Police Department - 2016

2015 Population Estimate	1,884	TIBRS Group A Offenses	Offenses		Arrests	
			Reported	Cleared	Adult	Juvenile
<b>Offense Overview</b>		<b>Crimes Against Persons</b>				
Offense Total	24	Murder	0	0	0	0
Number Cleared	3	Negligent Manslaughter	0	0	0	0
Percent Cleared	12.50 %	Negligent Vehicular Manslaughter	0	0	0	0
Group A Crimes per 100,000 population	1,273.9	Kidnapping/Abduction	0	0	0	0
		Forcible Rape	0	0	0	0
		Forcible Sodomy	0	0	0	0
		Sexual Assault W/Object	0	0	0	0
		Forcible Fondling	0	0	0	0
		Incest	0	0	0	0
		Statutory Rape	0	0	0	0
		Aggravated Assault	0	0	0	0
		Simple Assault	0	0	0	0
		Intimidation	0	0	0	0
		Stalking	0	0	0	0
		Commercial Sex Acts	0	0	0	0
		Involuntary Servitude	0	0	0	0
<b>Arrest Overview</b>		<b>Crimes Against Property</b>				
Total Arrests	2	Arson	0	0	0	0
Adult Arrests	2	Bribery	0	0	0	0
Juvenile Arrests	0	Burglary	3	0	0	0
Unknown Age	0	Counterfeiting/Forgery	1	1	1	0
Arrests per 100,000 population	106.2	Destruction/Damage/Vandalism	0	0	0	0
Average number offenses/incident	1.00	Embezzlement	0	0	0	0
		Extortion/Blackmail	0	0	0	0
		Fraud - Computer Hacking/Invasion	0	0	0	0
		Fraud - Credit Card/ATM	1	0	0	0
		Fraud - False Pretenses	3	0	0	0
		Fraud - Identity Theft	0	0	0	0
		Fraud - Impersonation	0	0	0	0
		Fraud - Welfare	0	0	0	0
		Fraud - Wire	1	0	0	0
		Motor Vehicle Theft	1	1	0	0
		Robbery	0	0	0	0
		Stolen Property Offenses	1	0	0	0
		Theft - Pocket-picking	0	0	0	0
		Theft - Purse Snatching	0	0	0	0
		Theft - Shoplifting	0	0	0	0
		Theft From Building	7	1	1	0
		Theft From Coin Machine	0	0	0	0
		Theft From Motor Vehicle	2	0	0	0
		Theft of Motor Vehicle Parts	0	0	0	0
		Theft - All Other Larceny	3	0	0	0
		<b>Crimes Against Society</b>				
		Animal Cruelty	0	0	0	0
		Drug/Narcotic Violations	1	0	0	0
		Drug/Narcotic Equipment Violations	0	0	0	0
		Gambling - Betting/Wagering	0	0	0	0
		Gambling - Operating/Promoting	0	0	0	0
		Gambling - Equipment Violations	0	0	0	0
		Gambling - Sports Tampering	0	0	0	0
		Pornography/Obscene Material	0	0	0	0
		Prostitution	0	0	0	0
		Prostitution Assisting/Promoting	0	0	0	0
		Purchasing Prostitution	0	0	0	0
		Weapon Law Violations	0	0	0	0
		<b>Total Group A Offenses</b>	<b>24</b>	<b>3</b>	<b>2</b>	<b>0</b>

Domestic Violence Victims		
Offense	Reported	Cleared
Murder	0	0
Aggravated Assault	0	0
Simple Assault	0	0
Intimidation	0	0
Stalking	0	0
Forcible Rape	0	0
Forcible Sodomy	0	0
Sexual Assault W/Object	0	0
Forcible Fondling	0	0
Incest	0	0
Statutory Rape	0	0
Kidnapping/Abduction	0	0
<b>Total</b>	<b>0</b>	<b>0</b>

TIBRS Group B Arrests		
Offense	Adult	Juvenile
Bad Checks	0	0
Curfew/Vagrancy	0	0
Disorderly Conduct	0	0
DUI	0	0
Drunkenness	0	0
Family-Non Violent	0	0
Liquor Law Violations	0	0
Peeping Tom	0	0
Trespass	0	0
All Other Offenses	0	0
<b>Total Group B</b>	<b>0</b>	<b>0</b>



## Loretto Police Department - 2016

2015 Population Estimate	1,747	TIBRS Group A Offenses	Offenses		Arrests	
			Reported	Cleared	Adult	Juvenile
<b>Offense Overview</b>		<b>Crimes Against Persons</b>				
Offense Total	84	Murder	0	0	0	0
Number Cleared	11	Negligent Manslaughter	0	0	0	0
Percent Cleared	13.10 %	Negligent Vehicular Manslaughter	0	0	0	0
Group A Crimes per 100,000 population	4,808.2	Kidnapping/Abduction	0	0	0	0
		Forcible Rape	1	0	0	0
		Forcible Sodomy	0	0	0	0
		Sexual Assault W/Object	0	0	0	0
		Forcible Fondling	0	0	0	0
		Incest	0	0	0	0
		Statutory Rape	0	0	0	0
		Aggravated Assault	3	0	0	0
		Simple Assault	6	2	2	0
		Intimidation	0	0	0	0
		Stalking	0	0	0	0
		Commercial Sex Acts	0	0	0	0
		Involuntary Servitude	0	0	0	0
<b>Arrest Overview</b>		<b>Crimes Against Property</b>				
Total Arrests	16	Arson	0	0	0	0
Adult Arrests	16	Bribery	0	0	0	0
Juvenile Arrests	0	Burglary	17	0	0	0
Unknown Age	0	Counterfeiting/Forgery	3	1	1	0
Arrests per 100,000 population	915.9	Destruction/Damage/Vandalism	15	0	0	0
Average number offenses/incident	1.42	Embezzlement	0	0	0	0
		Extortion/Blackmail	0	0	0	0
		Fraud - Computer Hacking/Invasion	0	0	0	0
		Fraud - Credit Card/ATM	1	0	0	0
		Fraud - False Pretenses	5	1	0	0
		Fraud - Identity Theft	0	0	0	0
		Fraud - Impersonation	0	0	0	0
		Fraud - Welfare	0	0	0	0
		Fraud - Wire	1	0	0	0
		Motor Vehicle Theft	2	0	0	0
		Robbery	0	0	0	0
		Stolen Property Offenses	0	0	0	0
		Theft - Pocket-picking	0	0	0	0
		Theft - Purse Snatching	0	0	0	0
		Theft - Shoplifting	3	0	0	0
		Theft From Building	6	0	0	0
		Theft From Coin Machine	0	0	0	0
		Theft From Motor Vehicle	7	0	0	0
		Theft of Motor Vehicle Parts	0	0	0	0
		Theft - All Other Larceny	5	0	0	0
		<b>Crimes Against Society</b>				
		Animal Cruelty	0	0	0	0
		Drug/Narcotic Violations	4	3	4	0
		Drug/Narcotic Equipment Violations	4	3	0	0
		Gambling - Betting/Wagering	0	0	0	0
		Gambling - Operating/Promoting	0	0	0	0
		Gambling - Equipment Violations	0	0	0	0
		Gambling - Sports Tampering	0	0	0	0
		Pornography/Obscene Material	0	0	0	0
		Prostitution	0	0	0	0
		Prostitution Assisting/Promoting	0	0	0	0
		Purchasing Prostitution	0	0	0	0
		Weapon Law Violations	1	1	1	0
		<b>Total Group A Offenses</b>	<b>84</b>	<b>11</b>	<b>8</b>	<b>0</b>

Domestic Violence Victims		
Offense	Reported	Cleared
Murder	0	0
Aggravated Assault	3	0
Simple Assault	5	2
Intimidation	0	0
Stalking	0	0
Forcible Rape	0	0
Forcible Sodomy	0	0
Sexual Assault W/Object	0	0
Forcible Fondling	0	0
Incest	0	0
Statutory Rape	0	0
Kidnapping/Abduction	0	0
<b>Total</b>	<b>8</b>	<b>2</b>

TIBRS Group B Arrests		
Offense	Adult	Juvenile
Bad Checks	0	0
Curfew/Vagrancy	0	0
Disorderly Conduct	0	0
DUI	5	0
Drunkenness	1	0
Family-Non Violent	0	0
Liquor Law Violations	0	0
Peeping Tom	0	0
Trespass	0	0
All Other Offenses	2	0
<b>Total Group B</b>	<b>8</b>	<b>0</b>



# Loudon Police Department - 2016

2015 Population Estimate	5,731	TIBRS Group A Offenses	Offenses		Arrests	
			Reported	Cleared	Adult	Juvenile
<b>Offense Overview</b>		<b>Crimes Against Persons</b>				
Offense Total	136	Murder	0	0	0	0
Number Cleared	76	Negligent Manslaughter	0	0	0	0
Percent Cleared	55.88 %	Negligent Vehicular Manslaughter	0	0	0	0
Group A Crimes per 100,000 population	2,373.1	Kidnapping/Abduction	0	0	0	0
		Forcible Rape	1	1	0	0
		Forcible Sodomy	0	0	0	0
		Sexual Assault W/Object	0	0	0	0
		Forcible Fondling	0	0	0	0
		Incest	0	0	0	0
		Statutory Rape	0	0	0	0
		Aggravated Assault	6	6	6	0
		Simple Assault	13	12	11	0
		Intimidation	6	0	0	0
		Stalking	0	0	0	0
		Commercial Sex Acts	0	0	0	0
		Involuntary Servitude	0	0	0	0
		<b>Crimes Against Property</b>				
		Arson	0	0	0	0
		Bribery	0	0	0	0
		Burglary	6	4	2	1
		Counterfeiting/Forgery	1	1	1	0
		Destruction/Damage/Vandalism	17	2	1	0
		Embezzlement	0	0	0	0
		Extortion/Blackmail	0	0	0	0
		Fraud - Computer Hacking/Invasion	0	0	0	0
		Fraud - Credit Card/ATM	4	4	4	0
		Fraud - False Pretenses	0	0	0	0
		Fraud - Identity Theft	0	0	0	0
		Fraud - Impersonation	1	1	0	0
		Fraud - Welfare	0	0	0	0
		Fraud - Wire	0	0	0	0
		Motor Vehicle Theft	1	1	1	0
		Robbery	0	0	0	0
		Stolen Property Offenses	0	0	0	0
		Theft - Pocket-picking	1	0	0	0
		Theft - Purse Snatching	0	0	0	0
		Theft - Shoplifting	8	6	5	0
		Theft From Building	39	20	13	0
		Theft From Coin Machine	0	0	0	0
		Theft From Motor Vehicle	13	3	1	1
		Theft of Motor Vehicle Parts	0	0	0	0
		Theft - All Other Larceny	5	1	0	0
		<b>Crimes Against Society</b>				
		Animal Cruelty	0	0	0	0
		Drug/Narcotic Violations	7	7	9	0
		Drug/Narcotic Equipment Violations	7	7	4	1
		Gambling - Betting/Wagering	0	0	0	0
		Gambling - Operating/Promoting	0	0	0	0
		Gambling - Equipment Violations	0	0	0	0
		Gambling - Sports Tampering	0	0	0	0
		Pornography/Obscene Material	0	0	0	0
		Prostitution	0	0	0	0
		Prostitution Assisting/Promoting	0	0	0	0
		Purchasing Prostitution	0	0	0	0
		Weapon Law Violations	0	0	0	0
		<b>Total Group A Offenses</b>	<b>136</b>	<b>76</b>	<b>58</b>	<b>3</b>
<b>Arrest Overview</b>						
Total Arrests	113					
Adult Arrests	110					
Juvenile Arrests	3					
Unknown Age	0					
Arrests per 100,000 population	1,971.7					
Average number offenses/incident	1.02					

Domestic Violence Victims		
Offense	Reported	Cleared
Murder	0	0
Aggravated Assault	1	1
Simple Assault	10	10
Intimidation	2	0
Stalking	0	0
Forcible Rape	1	1
Forcible Sodomy	0	0
Sexual Assault W/Object	0	0
Forcible Fondling	0	0
Incest	0	0
Statutory Rape	0	0
Kidnapping/Abduction	0	0
<b>Total</b>	<b>14</b>	<b>12</b>

TIBRS Group B Arrests		
Offense	Adult	Juvenile
Bad Checks	0	0
Curfew/Vagrancy	0	0
Disorderly Conduct	2	0
DUI	28	0
Drunkenness	22	0
Family-Non Violent	0	0
Liquor Law Violations	0	0
Peeping Tom	0	0
Trespass	0	0
All Other Offenses	0	0
<b>Total Group B</b>	<b>52</b>	<b>0</b>



# Madisonville Police Department - 2016

<b>2015 Population Estimate</b>	<b>4,783</b>
<b>Offense Overview</b>	
Offense Total	662
Number Cleared	214
Percent Cleared	32.33 %
Group A Crimes per 100,000 population	13,840.7
<b>Arrest Overview</b>	
Total Arrests	315
Adult Arrests	311
Juvenile Arrests	4
Unknown Age	0
Arrests per 100,000 population	6,585.8
Average number offenses/incident	1.09

Domestic Violence Victims		
Offense	Reported	Cleared
Murder	0	0
Aggravated Assault	4	3
Simple Assault	38	16
Intimidation	12	1
Stalking	0	0
Forcible Rape	0	0
Forcible Sodomy	0	0
Sexual Assault W/Object	0	0
Forcible Fondling	2	0
Incest	0	0
Statutory Rape	0	0
Kidnapping/Abduction	0	0
<b>Total</b>	<b>56</b>	<b>20</b>

TIBRS Group B Arrests		
Offense	Adult	Juvenile
Bad Checks	0	0
Curfew/Vagrancy	0	0
Disorderly Conduct	6	0
DUI	21	0
Drunkenness	18	0
Family-Non Violent	1	0
Liquor Law Violations	1	0
Peeping Tom	0	0
Trespass	27	0
All Other Offenses	32	1
<b>Total Group B</b>	<b>106</b>	<b>1</b>

TIBRS Group A Offenses	Offenses		Arrests	
	Reported	Cleared	Adult	Juvenile
<b>Crimes Against Persons</b>				
Murder	0	0	0	0
Negligent Manslaughter	1	1	1	0
Negligent Vehicular Manslaughter	0	0	0	0
Kidnapping/Abduction	0	0	0	0
Forcible Rape	0	0	0	0
Forcible Sodomy	0	0	0	0
Sexual Assault W/Object	0	0	0	0
Forcible Fondling	2	0	0	0
Incest	0	0	0	0
Statutory Rape	1	0	0	0
Aggravated Assault	22	14	9	1
Simple Assault	68	20	18	0
Intimidation	63	1	1	0
Stalking	4	0	0	0
Commercial Sex Acts	0	0	0	0
Involuntary Servitude	0	0	0	0
<b>Crimes Against Property</b>				
Arson	0	0	0	0
Bribery	0	0	0	0
Burglary	63	8	7	1
Counterfeiting/Forgery	27	8	10	0
Destruction/Damage/Vandalism	60	8	7	0
Embezzlement	1	1	1	0
Extortion/Blackmail	0	0	0	0
Fraud - Computer Hacking/Invasion	0	0	0	0
Fraud - Credit Card/ATM	14	2	2	0
Fraud - False Pretenses	7	2	2	0
Fraud - Identity Theft	0	0	0	0
Fraud - Impersonation	6	2	3	0
Fraud - Welfare	0	0	0	0
Fraud - Wire	5	1	1	0
Motor Vehicle Theft	23	10	6	1
Robbery	2	1	2	0
Stolen Property Offenses	1	0	0	0
Theft - Pocket-picking	1	0	0	0
Theft - Purse Snatching	1	0	0	0
Theft - Shoplifting	61	51	51	0
Theft From Building	45	8	10	0
Theft From Coin Machine	4	1	1	0
Theft From Motor Vehicle	45	4	4	0
Theft of Motor Vehicle Parts	10	1	0	0
Theft - All Other Larceny	57	4	5	0
<b>Crimes Against Society</b>				
Animal Cruelty	0	0	0	0
Drug/Narcotic Violations	45	44	49	0
Drug/Narcotic Equipment Violations	21	21	14	0
Gambling - Betting/Wagering	0	0	0	0
Gambling - Operating/Promoting	0	0	0	0
Gambling - Equipment Violations	0	0	0	0
Gambling - Sports Tampering	0	0	0	0
Pornography/Obscene Material	0	0	0	0
Prostitution	0	0	0	0
Prostitution Assisting/Promoting	0	0	0	0
Purchasing Prostitution	0	0	0	0
Weapon Law Violations	2	1	1	0
<b>Total Group A Offenses</b>	<b>662</b>	<b>214</b>	<b>205</b>	<b>3</b>



## Manchester Police Department - 2016

2015 Population Estimate	10,517	TIBRS Group A Offenses	Offenses		Arrests	
			Reported	Cleared	Adult	Juvenile
<b>Offense Overview</b>		<b>Crimes Against Persons</b>				
Offense Total	1,503	Murder	0	0	0	0
Number Cleared	890	Negligent Manslaughter	0	0	0	0
Percent Cleared	59.21 %	Negligent Vehicular Manslaughter	0	0	0	0
Group A Crimes per 100,000 population	14,291.1	Kidnapping/Abduction	2	2	1	0
		Forcible Rape	1	1	0	1
		Forcible Sodomy	0	0	0	0
		Sexual Assault W/Object	0	0	0	0
		Forcible Fondling	2	1	0	1
		Incest	0	0	0	0
		Statutory Rape	0	0	0	0
		Aggravated Assault	70	54	34	1
		Simple Assault	167	110	91	6
		Intimidation	75	10	3	0
		Stalking	3	1	1	0
		Commercial Sex Acts	0	0	0	0
		Involuntary Servitude	0	0	0	0
		<b>Crimes Against Property</b>				
		Arson	0	0	0	0
		Bribery	0	0	0	0
		Burglary	85	18	16	1
		Counterfeiting/Forgery	41	22	18	0
		Destruction/Damage/Vandalism	117	35	15	2
		Embezzlement	5	3	0	0
		Extortion/Blackmail	0	0	0	0
		Fraud - Computer Hacking/Invasion	0	0	0	0
		Fraud - Credit Card/ATM	43	21	8	0
		Fraud - False Pretenses	75	45	22	3
		Fraud - Identity Theft	3	0	0	0
		Fraud - Impersonation	8	6	5	0
		Fraud - Welfare	7	6	0	0
		Fraud - Wire	1	0	0	0
		Motor Vehicle Theft	20	7	7	0
		Robbery	5	2	2	2
		Stolen Property Offenses	2	1	1	0
		Theft - Pocket-picking	0	0	0	0
		Theft - Purse Snatching	0	0	0	0
		Theft - Shoplifting	169	140	163	5
		Theft From Building	60	18	16	3
		Theft From Coin Machine	1	0	0	0
		Theft From Motor Vehicle	85	15	9	1
		Theft of Motor Vehicle Parts	16	2	3	0
		Theft - All Other Larceny	52	6	9	1
		<b>Crimes Against Society</b>				
		Animal Cruelty	3	0	0	0
		Drug/Narcotic Violations	261	251	238	7
		Drug/Narcotic Equipment Violations	108	99	16	1
		Gambling - Betting/Wagering	0	0	0	0
		Gambling - Operating/Promoting	0	0	0	0
		Gambling - Equipment Violations	0	0	0	0
		Gambling - Sports Tampering	0	0	0	0
		Pornography/Obscene Material	2	0	0	0
		Prostitution	0	0	0	0
		Prostitution Assisting/Promoting	0	0	0	0
		Purchasing Prostitution	0	0	0	0
		Weapon Law Violations	14	14	1	0
		<b>Total Group A Offenses</b>	<b>1,503</b>	<b>890</b>	<b>679</b>	<b>35</b>

Domestic Violence Victims		
Offense	Reported	Cleared
Murder	0	0
Aggravated Assault	39	32
Simple Assault	104	72
Intimidation	22	5
Stalking	2	1
Forcible Rape	1	1
Forcible Sodomy	0	0
Sexual Assault W/Object	0	0
Forcible Fondling	0	0
Incest	0	0
Statutory Rape	0	0
Kidnapping/Abduction	1	1
<b>Total</b>	<b>169</b>	<b>112</b>

TIBRS Group B Arrests		
Offense	Adult	Juvenile
Bad Checks	0	0
Curfew/Vagrancy	0	0
Disorderly Conduct	34	1
DUI	32	0
Drunkenness	61	0
Family-Non Violent	1	0
Liquor Law Violations	4	0
Peeping Tom	0	0
Trespass	15	0
All Other Offenses	36	4
<b>Total Group B</b>	<b>183</b>	<b>5</b>



# Martin Police Department - 2016

2015 Population Estimate	10,959	TIBRS Group A Offenses	Offenses		Arrests	
			Reported	Cleared	Adult	Juvenile
<b>Offense Overview</b>		<b>Crimes Against Persons</b>				
Offense Total	560	Murder	0	0	0	0
Number Cleared	268	Negligent Manslaughter	0	0	0	0
Percent Cleared	47.86 %	Negligent Vehicular Manslaughter	0	0	0	0
Group A Crimes per 100,000 population	5,110.0	Kidnapping/Abduction	0	0	0	0
		Forcible Rape	1	1	0	0
		Forcible Sodomy	0	0	0	0
		Sexual Assault W/Object	1	1	0	0
		Forcible Fondling	0	0	0	0
		Incest	0	0	0	0
		Statutory Rape	0	0	0	0
		Aggravated Assault	23	21	18	2
		Simple Assault	99	70	60	7
		Intimidation	24	15	12	0
		Stalking	2	2	2	0
		Commercial Sex Acts	0	0	0	0
		Involuntary Servitude	0	0	0	0
		<b>Crimes Against Property</b>				
		Arson	2	0	0	0
		Bribery	0	0	0	0
		Burglary	34	5	2	1
		Counterfeiting/Forgery	12	7	6	0
		Destruction/Damage/Vandalism	35	9	2	2
		Embezzlement	3	3	3	0
		Extortion/Blackmail	0	0	0	0
		Fraud - Computer Hacking/Invasion	0	0	0	0
		Fraud - Credit Card/ATM	11	6	5	0
		Fraud - False Pretenses	10	6	4	0
		Fraud - Identity Theft	0	0	0	0
		Fraud - Impersonation	4	0	0	0
		Fraud - Welfare	0	0	0	0
		Fraud - Wire	0	0	0	0
		Motor Vehicle Theft	7	3	2	1
		Robbery	7	1	0	0
		Stolen Property Offenses	1	1	0	0
		Theft - Pocket-picking	0	0	0	0
		Theft - Purse Snatching	1	0	0	0
		Theft - Shoplifting	59	40	41	6
		Theft From Building	40	13	9	5
		Theft From Coin Machine	2	1	0	0
		Theft From Motor Vehicle	42	5	3	3
		Theft of Motor Vehicle Parts	0	0	0	0
		Theft - All Other Larceny	84	4	3	1
		<b>Crimes Against Society</b>				
		Animal Cruelty	0	0	0	0
		Drug/Narcotic Violations	36	35	33	1
		Drug/Narcotic Equipment Violations	15	15	1	0
		Gambling - Betting/Wagering	0	0	0	0
		Gambling - Operating/Promoting	0	0	0	0
		Gambling - Equipment Violations	0	0	0	0
		Gambling - Sports Tampering	0	0	0	0
		Pornography/Obscene Material	2	1	1	0
		Prostitution	0	0	0	0
		Prostitution Assisting/Promoting	0	0	0	0
		Purchasing Prostitution	0	0	0	0
		Weapon Law Violations	3	3	1	0
		<b>Total Group A Offenses</b>	<b>560</b>	<b>268</b>	<b>208</b>	<b>29</b>

Domestic Violence Victims		
Offense	Reported	Cleared
Murder	0	0
Aggravated Assault	10	10
Simple Assault	68	55
Intimidation	15	11
Stalking	1	1
Forcible Rape	0	0
Forcible Sodomy	0	0
Sexual Assault W/Object	0	0
Forcible Fondling	0	0
Incest	0	0
Statutory Rape	0	0
Kidnapping/Abduction	0	0
<b>Total</b>	<b>94</b>	<b>77</b>

TIBRS Group B Arrests		
Offense	Adult	Juvenile
Bad Checks	0	0
Curfew/Vagrancy	0	2
Disorderly Conduct	7	0
DUI	39	0
Drunkenness	17	0
Family-Non Violent	0	0
Liquor Law Violations	65	1
Peeping Tom	0	0
Trespass	3	0
All Other Offenses	11	1
<b>Total Group B</b>	<b>142</b>	<b>4</b>



# Maryville Police Department - 2016

2015 Population Estimate	28,464	TIBRS Group A Offenses	Offenses		Arrests	
			Reported	Cleared	Adult	Juvenile
<b>Offense Overview</b>		<b>Crimes Against Persons</b>				
Offense Total	1,459	Murder	0	0	0	0
Number Cleared	781	Negligent Manslaughter	0	0	0	0
Percent Cleared	53.53 %	Negligent Vehicular Manslaughter	1	0	0	0
Group A Crimes per 100,000 population	5,125.8	Kidnapping/Abduction	0	0	0	0
		Forcible Rape	4	4	1	0
		Forcible Sodomy	0	0	0	0
		Sexual Assault W/Object	0	0	0	0
		Forcible Fondling	6	3	1	0
		Incest	0	0	0	0
		Statutory Rape	2	1	0	0
		Aggravated Assault	44	40	18	2
		Simple Assault	213	152	56	3
		Intimidation	10	9	0	0
		Stalking	1	1	1	0
		Commercial Sex Acts	0	0	0	0
		Involuntary Servitude	0	0	0	0
		<b>Crimes Against Property</b>				
		Arson	3	0	0	0
		Bribery	0	0	0	0
		Burglary	102	28	18	0
		Counterfeiting/Forgery	40	24	15	0
		Destruction/Damage/Vandalism	144	34	9	1
		Embezzlement	22	14	12	0
		Extortion/Blackmail	0	0	0	0
		Fraud - Computer Hacking/Invasion	0	0	0	0
		Fraud - Credit Card/ATM	39	24	13	0
		Fraud - False Pretenses	100	51	21	0
		Fraud - Identity Theft	0	0	0	0
		Fraud - Impersonation	12	3	0	0
		Fraud - Welfare	0	0	0	0
		Fraud - Wire	0	0	0	0
		Motor Vehicle Theft	26	12	8	0
		Robbery	7	6	4	0
		Stolen Property Offenses	0	0	0	0
		Theft - Pocket-picking	0	0	0	0
		Theft - Purse Snatching	0	0	0	0
		Theft - Shoplifting	247	172	168	10
		Theft From Building	123	41	13	0
		Theft From Coin Machine	0	0	0	0
		Theft From Motor Vehicle	98	28	9	0
		Theft of Motor Vehicle Parts	19	5	2	0
		Theft - All Other Larceny	68	12	5	0
		<b>Crimes Against Society</b>				
		Animal Cruelty	0	0	0	0
		Drug/Narcotic Violations	70	64	60	3
		Drug/Narcotic Equipment Violations	53	49	15	1
		Gambling - Betting/Wagering	0	0	0	0
		Gambling - Operating/Promoting	0	0	0	0
		Gambling - Equipment Violations	0	0	0	0
		Gambling - Sports Tampering	0	0	0	0
		Pornography/Obscene Material	1	1	1	0
		Prostitution	0	0	0	0
		Prostitution Assisting/Promoting	0	0	0	0
		Purchasing Prostitution	0	0	0	0
		Weapon Law Violations	4	3	1	0
		<b>Total Group A Offenses</b>	<b>1,459</b>	<b>781</b>	<b>451</b>	<b>20</b>

<b>Domestic Violence Victims</b>		
Offense	Reported	Cleared
Murder	0	0
Aggravated Assault	16	16
Simple Assault	134	105
Intimidation	2	2
Stalking	1	1
Forcible Rape	1	1
Forcible Sodomy	0	0
Sexual Assault W/Object	0	0
Forcible Fondling	0	0
Incest	0	0
Statutory Rape	2	1
Kidnapping/Abduction	0	0
<b>Total</b>	<b>156</b>	<b>126</b>

<b>TIBRS Group B Arrests</b>		
Offense	Adult	Juvenile
Bad Checks	0	0
Curfew/Vagrancy	0	0
Disorderly Conduct	9	0
DUI	83	0
Drunkenness	86	0
Family-Non Violent	3	0
Liquor Law Violations	1	8
Peeping Tom	1	0
Trespass	6	0
All Other Offenses	117	26
<b>Total Group B</b>	<b>306</b>	<b>34</b>



# Mason Police Department - 2016

<b>2015 Population Estimate</b>	<b>1,597</b>
<b>Offense Overview</b>	
Offense Total	21
Number Cleared	0
Percent Cleared	0.00 %
Group A Crimes per 100,000 population	1,315.0
<b>Arrest Overview</b>	
Total Arrests	1
Adult Arrests	1
Juvenile Arrests	0
Unknown Age	0
Arrests per 100,000 population	62.6
Average number offenses/incident	1.05

Domestic Violence Victims		
Offense	Reported	Cleared
Murder	0	0
Aggravated Assault	3	0
Simple Assault	2	0
Intimidation	0	0
Stalking	0	0
Forcible Rape	0	0
Forcible Sodomy	0	0
Sexual Assault W/Object	0	0
Forcible Fondling	0	0
Incest	0	0
Statutory Rape	0	0
Kidnapping/Abduction	0	0
<b>Total</b>	<b>5</b>	<b>0</b>

TIBRS Group B Arrests		
Offense	Adult	Juvenile
Bad Checks	0	0
Curfew/Vagrancy	0	0
Disorderly Conduct	0	0
DUI	1	0
Drunkenness	0	0
Family-Non Violent	0	0
Liquor Law Violations	0	0
Peeping Tom	0	0
Trespass	0	0
All Other Offenses	0	0
<b>Total Group B</b>	<b>1</b>	<b>0</b>

TIBRS Group A Offenses	Offenses		Arrests	
	Reported	Cleared	Adult	Juvenile
<b>Crimes Against Persons</b>				
Murder	0	0	0	0
Negligent Manslaughter	0	0	0	0
Negligent Vehicular Manslaughter	0	0	0	0
Kidnapping/Abduction	0	0	0	0
Forcible Rape	0	0	0	0
Forcible Sodomy	0	0	0	0
Sexual Assault W/Object	0	0	0	0
Forcible Fondling	1	0	0	0
Incest	0	0	0	0
Statutory Rape	0	0	0	0
Aggravated Assault	7	0	0	0
Simple Assault	5	0	0	0
Intimidation	0	0	0	0
Stalking	0	0	0	0
Commercial Sex Acts	0	0	0	0
Involuntary Servitude	0	0	0	0
<b>Crimes Against Property</b>				
Arson	0	0	0	0
Bribery	0	0	0	0
Burglary	2	0	0	0
Counterfeiting/Forgery	0	0	0	0
Destruction/Damage/Vandalism	1	0	0	0
Embezzlement	0	0	0	0
Extortion/Blackmail	0	0	0	0
Fraud - Computer Hacking/Invasion	0	0	0	0
Fraud - Credit Card/ATM	0	0	0	0
Fraud - False Pretenses	0	0	0	0
Fraud - Identity Theft	0	0	0	0
Fraud - Impersonation	0	0	0	0
Fraud - Welfare	0	0	0	0
Fraud - Wire	0	0	0	0
Motor Vehicle Theft	2	0	0	0
Robbery	1	0	0	0
Stolen Property Offenses	1	0	0	0
Theft - Pocket-picking	0	0	0	0
Theft - Purse Snatching	0	0	0	0
Theft - Shoplifting	0	0	0	0
Theft From Building	0	0	0	0
Theft From Coin Machine	0	0	0	0
Theft From Motor Vehicle	0	0	0	0
Theft of Motor Vehicle Parts	0	0	0	0
Theft - All Other Larceny	0	0	0	0
<b>Crimes Against Society</b>				
Animal Cruelty	0	0	0	0
Drug/Narcotic Violations	1	0	0	0
Drug/Narcotic Equipment Violations	0	0	0	0
Gambling - Betting/Wagering	0	0	0	0
Gambling - Operating/Promoting	0	0	0	0
Gambling - Equipment Violations	0	0	0	0
Gambling - Sports Tampering	0	0	0	0
Pornography/Obscene Material	0	0	0	0
Prostitution	0	0	0	0
Prostitution Assisting/Promoting	0	0	0	0
Purchasing Prostitution	0	0	0	0
Weapon Law Violations	0	0	0	0
<b>Total Group A Offenses</b>	<b>21</b>	<b>0</b>	<b>0</b>	<b>0</b>





**Maury City Police Department - 2016**

2015 Population Estimate	675	TIBRS Group A Offenses	Offenses		Arrests	
			Reported	Cleared	Adult	Juvenile
<b>Offense Overview</b>		<b>Crimes Against Persons</b>				
Offense Total	28	Murder	0	0	0	0
Number Cleared	7	Negligent Manslaughter	0	0	0	0
Percent Cleared	25.00 %	Negligent Vehicular Manslaughter	0	0	0	0
Group A Crimes per 100,000 population	4,148.1	Kidnapping/Abduction	0	0	0	0
		Forcible Rape	0	0	0	0
		Forcible Sodomy	0	0	0	0
		Sexual Assault W/Object	0	0	0	0
		Forcible Fondling	0	0	0	0
		Incest	0	0	0	0
		Statutory Rape	2	0	0	0
		Aggravated Assault	1	1	1	0
		Simple Assault	5	1	1	0
		Intimidation	2	0	0	0
		Stalking	0	0	0	0
		Commercial Sex Acts	0	0	0	0
		Involuntary Servitude	0	0	0	0
		<b>Crimes Against Property</b>				
		Arson	0	0	0	0
		Bribery	0	0	0	0
		Burglary	3	2	3	0
		Counterfeiting/Forgery	1	1	1	0
		Destruction/Damage/Vandalism	0	0	0	0
		Embezzlement	0	0	0	0
		Extortion/Blackmail	0	0	0	0
		Fraud - Computer Hacking/Invasion	0	0	0	0
		Fraud - Credit Card/ATM	0	0	0	0
		Fraud - False Pretenses	1	0	0	0
		Fraud - Identity Theft	0	0	0	0
		Fraud - Impersonation	1	0	0	0
		Fraud - Welfare	0	0	0	0
		Fraud - Wire	0	0	0	0
		Motor Vehicle Theft	1	0	0	0
		Robbery	0	0	0	0
		Stolen Property Offenses	0	0	0	0
		Theft - Pocket-picking	0	0	0	0
		Theft - Purse Snatching	0	0	0	0
		Theft - Shoplifting	0	0	0	0
		Theft From Building	1	1	1	0
		Theft From Coin Machine	0	0	0	0
		Theft From Motor Vehicle	3	0	0	0
		Theft of Motor Vehicle Parts	0	0	0	0
		Theft - All Other Larceny	3	0	0	0
		<b>Crimes Against Society</b>				
		Animal Cruelty	0	0	0	0
		Drug/Narcotic Violations	3	1	1	0
		Drug/Narcotic Equipment Violations	1	0	0	0
		Gambling - Betting/Wagering	0	0	0	0
		Gambling - Operating/Promoting	0	0	0	0
		Gambling - Equipment Violations	0	0	0	0
		Gambling - Sports Tampering	0	0	0	0
		Pornography/Obscene Material	0	0	0	0
		Prostitution	0	0	0	0
		Prostitution Assisting/Promoting	0	0	0	0
		Purchasing Prostitution	0	0	0	0
		Weapon Law Violations	0	0	0	0
		<b>Total Group A Offenses</b>	<b>28</b>	<b>7</b>	<b>8</b>	<b>0</b>

Domestic Violence Victims		
Offense	Reported	Cleared
Murder	0	0
Aggravated Assault	1	1
Simple Assault	2	1
Intimidation	0	0
Stalking	0	0
Forcible Rape	0	0
Forcible Sodomy	0	0
Sexual Assault W/Object	0	0
Forcible Fondling	0	0
Incest	0	0
Statutory Rape	0	0
Kidnapping/Abduction	0	0
<b>Total</b>	<b>3</b>	<b>2</b>

TIBRS Group B Arrests		
Offense	Adult	Juvenile
Bad Checks	0	0
Curfew/Vagrancy	0	0
Disorderly Conduct	0	0
DUI	1	0
Drunkenness	1	0
Family-Non Violent	0	0
Liquor Law Violations	0	0
Peeping Tom	0	0
Trespass	0	0
All Other Offenses	0	0
<b>Total Group B</b>	<b>2</b>	<b>0</b>



## Maynardville Police Department - 2016

2015 Population Estimate	2,355	TIBRS Group A Offenses	Offenses		Arrests	
			Reported	Cleared	Adult	Juvenile
<b>Offense Overview</b>		<b>Crimes Against Persons</b>				
Offense Total	266	Murder	0	0	0	0
Number Cleared	190	Negligent Manslaughter	0	0	0	0
Percent Cleared	71.43 %	Negligent Vehicular Manslaughter	0	0	0	0
Group A Crimes per 100,000 population	11,295.1	Kidnapping/Abduction	0	0	0	0
		Forcible Rape	1	0	0	0
		Forcible Sodomy	0	0	0	0
		Sexual Assault W/Object	0	0	0	0
		Forcible Fondling	3	3	2	0
		Incest	0	0	0	0
		Statutory Rape	0	0	0	0
		Aggravated Assault	10	10	9	0
		Simple Assault	33	24	20	0
		Intimidation	7	5	3	0
		Stalking	0	0	0	0
		Commercial Sex Acts	0	0	0	0
		Involuntary Servitude	0	0	0	0
		<b>Crimes Against Property</b>				
		Arson	0	0	0	0
		Bribery	0	0	0	0
		Burglary	17	3	2	0
		Counterfeiting/Forgery	3	0	0	0
		Destruction/Damage/Vandalism	15	8	5	0
		Embezzlement	0	0	0	0
		Extortion/Blackmail	0	0	0	0
		Fraud - Computer Hacking/Invasion	0	0	0	0
		Fraud - Credit Card/ATM	0	0	0	0
		Fraud - False Pretenses	9	8	8	0
		Fraud - Identity Theft	0	0	0	0
		Fraud - Impersonation	3	3	2	0
		Fraud - Welfare	0	0	0	0
		Fraud - Wire	0	0	0	0
		Motor Vehicle Theft	5	3	4	0
		Robbery	0	0	0	0
		Stolen Property Offenses	3	3	7	0
		Theft - Pocket-picking	0	0	0	0
		Theft - Purse Snatching	0	0	0	0
		Theft - Shoplifting	14	12	10	3
		Theft From Building	16	4	4	2
		Theft From Coin Machine	0	0	0	0
		Theft From Motor Vehicle	11	0	0	0
		Theft of Motor Vehicle Parts	4	0	0	0
		Theft - All Other Larceny	10	2	2	0
		<b>Crimes Against Society</b>				
		Animal Cruelty	0	0	0	0
		Drug/Narcotic Violations	50	50	54	0
		Drug/Narcotic Equipment Violations	45	45	21	0
		Gambling - Betting/Wagering	0	0	0	0
		Gambling - Operating/Promoting	0	0	0	0
		Gambling - Equipment Violations	0	0	0	0
		Gambling - Sports Tampering	0	0	0	0
		Pornography/Obscene Material	1	1	1	0
		Prostitution	0	0	0	0
		Prostitution Assisting/Promoting	0	0	0	0
		Purchasing Prostitution	0	0	0	0
		Weapon Law Violations	6	6	2	0
		<b>Total Group A Offenses</b>	<b>266</b>	<b>190</b>	<b>156</b>	<b>5</b>

Domestic Violence Victims		
Offense	Reported	Cleared
Murder	0	0
Aggravated Assault	4	4
Simple Assault	18	17
Intimidation	2	2
Stalking	0	0
Forcible Rape	1	0
Forcible Sodomy	0	0
Sexual Assault W/Object	0	0
Forcible Fondling	0	0
Incest	0	0
Statutory Rape	0	0
Kidnapping/Abduction	0	0
<b>Total</b>	<b>25</b>	<b>23</b>

TIBRS Group B Arrests		
Offense	Adult	Juvenile
Bad Checks	8	0
Curfew/Vagrancy	0	0
Disorderly Conduct	7	0
DUI	32	0
Drunkenness	20	0
Family-Non Violent	17	0
Liquor Law Violations	2	0
Peeping Tom	0	0
Trespass	5	0
All Other Offenses	239	0
<b>Total Group B</b>	<b>330</b>	<b>0</b>



# McEwen Police Department - 2016

<b>2015 Population Estimate</b>	<b>1,703</b>
<b>Offense Overview</b>	
Offense Total	101
Number Cleared	77
Percent Cleared	76.24 %
Group A Crimes per 100,000 population	5,930.7
<b>Arrest Overview</b>	
Total Arrests	149
Adult Arrests	138
Juvenile Arrests	11
Unknown Age	0
Arrests per 100,000 population	8,749.3
Average number offenses/incident	1.28

Domestic Violence Victims		
Offense	Reported	Cleared
Murder	0	0
Aggravated Assault	4	4
Simple Assault	11	11
Intimidation	0	0
Stalking	0	0
Forcible Rape	1	1
Forcible Sodomy	2	2
Sexual Assault W/Object	1	1
Forcible Fondling	0	0
Incest	0	0
Statutory Rape	0	0
Kidnapping/Abduction	0	0
<b>Total</b>	<b>19</b>	<b>19</b>

TIBRS Group B Arrests		
Offense	Adult	Juvenile
Bad Checks	19	0
Curfew/Vagrancy	0	0
Disorderly Conduct	2	4
DUI	5	0
Drunkenness	3	0
Family-Non Violent	0	0
Liquor Law Violations	4	0
Peeping Tom	0	0
Trespass	1	0
All Other Offenses	47	0
<b>Total Group B</b>	<b>81</b>	<b>4</b>

TIBRS Group A Offenses	Offenses		Arrests	
	Reported	Cleared	Adult	Juvenile
<b>Crimes Against Persons</b>				
Murder	0	0	0	0
Negligent Manslaughter	0	0	0	0
Negligent Vehicular Manslaughter	0	0	0	0
Kidnapping/Abduction	0	0	0	0
Forcible Rape	1	1	1	0
Forcible Sodomy	2	2	1	0
Sexual Assault W/Object	1	1	0	0
Forcible Fondling	0	0	0	0
Incest	0	0	0	0
Statutory Rape	0	0	0	0
Aggravated Assault	4	4	4	0
Simple Assault	17	16	13	0
Intimidation	0	0	0	0
Stalking	1	1	1	0
Commercial Sex Acts	0	0	0	0
Involuntary Servitude	0	0	0	0
<b>Crimes Against Property</b>				
Arson	0	0	0	0
Bribery	0	0	0	0
Burglary	1	1	1	0
Counterfeiting/Forgery	4	4	5	0
Destruction/Damage/Vandalism	14	4	4	0
Embezzlement	0	0	0	0
Extortion/Blackmail	0	0	0	0
Fraud - Computer Hacking/Invasion	0	0	0	0
Fraud - Credit Card/ATM	1	1	1	0
Fraud - False Pretenses	8	6	5	0
Fraud - Identity Theft	0	0	0	0
Fraud - Impersonation	1	1	0	0
Fraud - Welfare	0	0	0	0
Fraud - Wire	0	0	0	0
Motor Vehicle Theft	0	0	0	0
Robbery	0	0	0	0
Stolen Property Offenses	0	0	0	0
Theft - Pocket-picking	0	0	0	0
Theft - Purse Snatching	0	0	0	0
Theft - Shoplifting	4	2	1	0
Theft From Building	8	3	2	0
Theft From Coin Machine	0	0	0	0
Theft From Motor Vehicle	2	0	0	0
Theft of Motor Vehicle Parts	0	0	0	0
Theft - All Other Larceny	3	1	0	3
<b>Crimes Against Society</b>				
Animal Cruelty	0	0	0	0
Drug/Narcotic Violations	14	14	10	4
Drug/Narcotic Equipment Violations	14	14	8	0
Gambling - Betting/Wagering	0	0	0	0
Gambling - Operating/Promoting	0	0	0	0
Gambling - Equipment Violations	0	0	0	0
Gambling - Sports Tampering	0	0	0	0
Pornography/Obscene Material	0	0	0	0
Prostitution	0	0	0	0
Prostitution Assisting/Promoting	0	0	0	0
Purchasing Prostitution	0	0	0	0
Weapon Law Violations	1	1	0	0
<b>Total Group A Offenses</b>	<b>101</b>	<b>77</b>	<b>57</b>	<b>7</b>



## McKenzie Police Department - 2016

2015 Population Estimate	5,296	TIBRS Group A Offenses	Offenses		Arrests	
			Reported	Cleared	Adult	Juvenile
<b>Offense Overview</b>		<b>Crimes Against Persons</b>				
Offense Total	317	Murder	0	0	0	0
Number Cleared	196	Negligent Manslaughter	0	0	0	0
Percent Cleared	61.83 %	Negligent Vehicular Manslaughter	0	0	0	0
Group A Crimes per 100,000 population	5,985.6	Kidnapping/Abduction	1	1	1	0
		Forcible Rape	0	0	0	0
		Forcible Sodomy	0	0	0	0
		Sexual Assault W/Object	0	0	0	0
		Forcible Fondling	2	2	2	0
		Incest	0	0	0	0
		Statutory Rape	0	0	0	0
		Aggravated Assault	9	9	6	0
		Simple Assault	54	52	46	1
		Intimidation	8	7	6	0
		Stalking	0	0	0	0
		Commercial Sex Acts	0	0	0	0
		Involuntary Servitude	0	0	0	0
<b>Arrest Overview</b>		<b>Crimes Against Property</b>				
Total Arrests	270	Arson	0	0	0	0
Adult Arrests	263	Bribery	0	0	0	0
Juvenile Arrests	7	Burglary	40	14	16	0
Unknown Age	0	Counterfeiting/Forgery	18	5	5	0
Arrests per 100,000 population	5,098.2	Destruction/Damage/Vandalism	19	2	0	1
Average number offenses/incident	1.10	Embezzlement	3	3	4	0
		Extortion/Blackmail	0	0	0	0
		Fraud - Computer Hacking/Invasion	0	0	0	0
		Fraud - Credit Card/ATM	0	0	0	0
		Fraud - False Pretenses	1	0	0	0
		Fraud - Identity Theft	0	0	0	0
		Fraud - Impersonation	2	2	2	0
		Fraud - Welfare	0	0	0	0
		Fraud - Wire	0	0	0	0
		Motor Vehicle Theft	7	1	1	0
		Robbery	0	0	0	0
		Stolen Property Offenses	0	0	0	0
		Theft - Pocket-picking	0	0	0	0
		Theft - Purse Snatching	1	0	0	0
		Theft - Shoplifting	21	20	25	0
		Theft From Building	21	14	15	0
		Theft From Coin Machine	0	0	0	0
		Theft From Motor Vehicle	33	9	9	0
		Theft of Motor Vehicle Parts	2	1	0	0
		Theft - All Other Larceny	24	3	4	0
		<b>Crimes Against Society</b>				
		Animal Cruelty	0	0	0	0
		Drug/Narcotic Violations	31	31	29	1
		Drug/Narcotic Equipment Violations	15	15	9	0
		Gambling - Betting/Wagering	0	0	0	0
		Gambling - Operating/Promoting	0	0	0	0
		Gambling - Equipment Violations	0	0	0	0
		Gambling - Sports Tampering	0	0	0	0
		Pornography/Obscene Material	0	0	0	0
		Prostitution	0	0	0	0
		Prostitution Assisting/Promoting	0	0	0	0
		Purchasing Prostitution	0	0	0	0
		Weapon Law Violations	5	5	1	0
		<b>Total Group A Offenses</b>	<b>317</b>	<b>196</b>	<b>181</b>	<b>3</b>

Domestic Violence Victims		
Offense	Reported	Cleared
Murder	0	0
Aggravated Assault	3	3
Simple Assault	40	39
Intimidation	4	4
Stalking	0	0
Forcible Rape	0	0
Forcible Sodomy	0	0
Sexual Assault W/Object	0	0
Forcible Fondling	1	1
Incest	0	0
Statutory Rape	0	0
Kidnapping/Abduction	0	0
<b>Total</b>	<b>48</b>	<b>47</b>

TIBRS Group B Arrests		
Offense	Adult	Juvenile
Bad Checks	0	0
Curfew/Vagrancy	0	0
Disorderly Conduct	6	1
DUI	20	0
Drunkenness	13	1
Family-Non Violent	5	0
Liquor Law Violations	4	1
Peeping Tom	0	0
Trespass	6	0
All Other Offenses	28	1
<b>Total Group B</b>	<b>82</b>	<b>4</b>



## McMinnville Police Department - 2016

<b>2015 Population Estimate</b>	<b>13,759</b>
<b>Offense Overview</b>	
Offense Total	1,458
Number Cleared	799
Percent Cleared	54.80 %
Group A Crimes per 100,000 population	10,596.7
<b>Arrest Overview</b>	
Total Arrests	921
Adult Arrests	863
Juvenile Arrests	58
Unknown Age	0
Arrests per 100,000 population	6,693.8
Average number offenses/incident	1.11

Domestic Violence Victims		
Offense	Reported	Cleared
Murder	1	1
Aggravated Assault	53	44
Simple Assault	200	173
Intimidation	9	4
Stalking	2	2
Forcible Rape	5	2
Forcible Sodomy	0	0
Sexual Assault W/Object	0	0
Forcible Fondling	0	0
Incest	0	0
Statutory Rape	1	0
Kidnapping/Abduction	2	2
<b>Total</b>	<b>273</b>	<b>228</b>

TIBRS Group B Arrests		
Offense	Adult	Juvenile
Bad Checks	2	0
Curfew/Vagrancy	0	4
Disorderly Conduct	6	2
DUI	78	0
Drunkenness	41	1
Family-Non Violent	1	5
Liquor Law Violations	2	2
Peeping Tom	0	0
Trespass	11	0
All Other Offenses	144	15
<b>Total Group B</b>	<b>285</b>	<b>29</b>

TIBRS Group A Offenses	Offenses		Arrests	
	Reported	Cleared	Adult	Juvenile
<b>Crimes Against Persons</b>				
Murder	2	2	2	4
Negligent Manslaughter	0	0	0	0
Negligent Vehicular Manslaughter	0	0	0	0
Kidnapping/Abduction	4	2	1	0
Forcible Rape	18	7	2	0
Forcible Sodomy	1	1	0	0
Sexual Assault W/Object	2	0	0	0
Forcible Fondling	0	0	0	0
Incest	0	0	0	0
Statutory Rape	1	0	0	0
Aggravated Assault	107	73	57	1
Simple Assault	271	212	143	3
Intimidation	31	14	5	0
Stalking	6	3	2	0
Commercial Sex Acts	0	0	0	0
Involuntary Servitude	0	0	0	0
<b>Crimes Against Property</b>				
Arson	1	0	0	0
Bribery	0	0	0	0
Burglary	93	12	7	4
Counterfeiting/Forgery	43	7	6	0
Destruction/Damage/Vandalism	87	17	6	0
Embezzlement	3	1	1	0
Extortion/Blackmail	0	0	0	0
Fraud - Computer Hacking/Invasion	0	0	0	0
Fraud - Credit Card/ATM	11	4	2	0
Fraud - False Pretenses	16	3	2	0
Fraud - Identity Theft	3	1	1	0
Fraud - Impersonation	28	24	23	1
Fraud - Welfare	0	0	0	0
Fraud - Wire	1	0	0	0
Motor Vehicle Theft	36	17	12	0
Robbery	5	1	1	0
Stolen Property Offenses	0	0	0	0
Theft - Pocket-picking	0	0	0	0
Theft - Purse Snatching	0	0	0	0
Theft - Shoplifting	122	75	77	3
Theft From Building	90	27	14	1
Theft From Coin Machine	1	0	0	0
Theft From Motor Vehicle	56	5	2	0
Theft of Motor Vehicle Parts	18	2	0	0
Theft - All Other Larceny	108	21	15	0
<b>Crimes Against Society</b>				
Animal Cruelty	1	0	0	0
Drug/Narcotic Violations	179	162	159	9
Drug/Narcotic Equipment Violations	88	83	24	3
Gambling - Betting/Wagering	0	0	0	0
Gambling - Operating/Promoting	0	0	0	0
Gambling - Equipment Violations	0	0	0	0
Gambling - Sports Tampering	0	0	0	0
Pornography/Obscene Material	1	0	0	0
Prostitution	0	0	0	0
Prostitution Assisting/Promoting	0	0	0	0
Purchasing Prostitution	0	0	0	0
Weapon Law Violations	24	23	14	0
<b>Total Group A Offenses</b>	<b>1,458</b>	<b>799</b>	<b>578</b>	<b>29</b>



## Medina Police Department - 2016

2015 Population Estimate	4,124	TIBRS Group A Offenses	Offenses		Arrests	
			Reported	Cleared	Adult	Juvenile
<b>Offense Overview</b>		<b>Crimes Against Persons</b>				
Offense Total	163	Murder	0	0	0	0
Number Cleared	47	Negligent Manslaughter	0	0	0	0
Percent Cleared	28.83 %	Negligent Vehicular Manslaughter	0	0	0	0
Group A Crimes per 100,000 population	3,952.5	Kidnapping/Abduction	1	1	1	0
		Forcible Rape	1	0	0	0
		Forcible Sodomy	0	0	0	0
		Sexual Assault W/Object	0	0	0	0
		Forcible Fondling	2	2	0	1
		Incest	0	0	0	0
		Statutory Rape	0	0	0	0
		Aggravated Assault	4	3	2	1
		Simple Assault	18	9	8	1
		Intimidation	36	10	7	1
		Stalking	5	1	0	6
		Commercial Sex Acts	0	0	0	0
		Involuntary Servitude	0	0	0	0
		<b>Crimes Against Property</b>				
		Arson	0	0	0	0
		Bribery	0	0	0	0
		Burglary	6	1	1	0
		Counterfeiting/Forgery	3	1	1	0
		Destruction/Damage/Vandalism	15	2	1	0
		Embezzlement	0	0	0	0
		Extortion/Blackmail	0	0	0	0
		Fraud - Computer Hacking/Invasion	0	0	0	0
		Fraud - Credit Card/ATM	1	0	0	0
		Fraud - False Pretenses	4	1	1	0
		Fraud - Identity Theft	0	0	0	0
		Fraud - Impersonation	1	0	0	0
		Fraud - Welfare	0	0	0	0
		Fraud - Wire	0	0	0	0
		Motor Vehicle Theft	1	0	0	0
		Robbery	0	0	0	0
		Stolen Property Offenses	0	0	0	0
		Theft - Pocket-picking	0	0	0	0
		Theft - Purse Snatching	0	0	0	0
		Theft - Shoplifting	0	0	0	0
		Theft From Building	22	7	5	2
		Theft From Coin Machine	0	0	0	0
		Theft From Motor Vehicle	23	0	0	0
		Theft of Motor Vehicle Parts	1	0	0	0
		Theft - All Other Larceny	9	1	0	1
		<b>Crimes Against Society</b>				
		Animal Cruelty	0	0	0	0
		Drug/Narcotic Violations	4	3	3	0
		Drug/Narcotic Equipment Violations	2	2	0	0
		Gambling - Betting/Wagering	0	0	0	0
		Gambling - Operating/Promoting	0	0	0	0
		Gambling - Equipment Violations	0	0	0	0
		Gambling - Sports Tampering	0	0	0	0
		Pornography/Obscene Material	0	0	0	0
		Prostitution	0	0	0	0
		Prostitution Assisting/Promoting	0	0	0	0
		Purchasing Prostitution	0	0	0	0
		Weapon Law Violations	4	3	3	2
		<b>Total Group A Offenses</b>	<b>163</b>	<b>47</b>	<b>33</b>	<b>15</b>

Domestic Violence Victims		
Offense	Reported	Cleared
Murder	0	0
Aggravated Assault	3	3
Simple Assault	9	8
Intimidation	24	6
Stalking	3	0
Forcible Rape	1	0
Forcible Sodomy	0	0
Sexual Assault W/Object	0	0
Forcible Fondling	1	1
Incest	0	0
Statutory Rape	0	0
Kidnapping/Abduction	0	0
<b>Total</b>	<b>41</b>	<b>18</b>

TIBRS Group B Arrests		
Offense	Adult	Juvenile
Bad Checks	0	0
Curfew/Vagrancy	0	0
Disorderly Conduct	0	0
DUI	8	0
Drunkenness	0	0
Family-Non Violent	0	2
Liquor Law Violations	1	10
Peeping Tom	0	0
Trespass	0	0
All Other Offenses	8	1
<b>Total Group B</b>	<b>17</b>	<b>13</b>



## Memphis Police Department - 2016

	2015 Population Estimate	655,770	TIBRS Group A Offenses	Offenses		Arrests	
				Reported	Cleared	Adult	Juvenile
<b>Offense Overview</b>			<b>Crimes Against Persons</b>				
Offense Total	100,236		Murder	183	72	65	6
Number Cleared	23,121		Negligent Manslaughter	2	2	4	0
Percent Cleared	23.07 %		Negligent Vehicular Manslaughter	0	0	0	0
Group A Crimes per 100,000 population	15,285.2		Kidnapping/Abduction	435	230	55	8
			Forcible Rape	393	116	50	16
			Forcible Sodomy	104	33	2	1
			Sexual Assault W/Object	37	13	5	0
			Forcible Fondling	357	147	36	20
			Incest	0	0	0	0
			Statutory Rape	62	16	12	1
			Aggravated Assault	8,143	2,016	1,096	151
			Simple Assault	17,823	6,066	3,244	1,275
			Intimidation	8,299	1,817	69	15
			Stalking	522	48	29	3
			Commercial Sex Acts	24	7	2	0
			Involuntary Servitude	2	0	0	0
			<b>Crimes Against Property</b>				
			Arson	387	21	8	11
			Bribery	3	1	0	1
			Burglary	9,149	726	499	294
			Counterfeiting/Forgery	849	107	149	9
			Destruction/Damage/Vandalism	12,266	1,784	277	212
			Embezzlement	431	113	79	1
			Extortion/Blackmail	19	3	3	1
			Fraud - Computer Hacking/Invasion	5	0	0	0
			Fraud - Credit Card/ATM	1,414	10	6	0
			Fraud - False Pretenses	890	64	55	0
			Fraud - Identity Theft	151	3	0	0
			Fraud - Impersonation	908	123	116	13
			Fraud - Welfare	7	0	0	0
			Fraud - Wire	38	1	0	0
			Motor Vehicle Theft	3,297	411	289	159
			Robbery	3,211	528	373	202
			Stolen Property Offenses	136	106	211	62
			Theft - Pocket-picking	116	12	100	35
			Theft - Purse Snatching	101	10	3	1
			Theft - Shoplifting	6,819	2,040	1,975	255
			Theft From Building	3,853	484	104	43
			Theft From Coin Machine	25	3	3	0
			Theft From Motor Vehicle	6,700	246	135	50
			Theft of Motor Vehicle Parts	3,076	55	31	3
			Theft - All Other Larceny	4,130	411	304	67
			<b>Crimes Against Society</b>				
			Animal Cruelty	6	3	0	0
			Drug/Narcotic Violations	3,510	3,186	3,352	261
			Drug/Narcotic Equipment Violations	847	772	231	5
			Gambling - Betting/Wagering	26	22	45	18
			Gambling - Operating/Promoting	3	2	1	3
			Gambling - Equipment Violations	2	2	1	0
			Gambling - Sports Tampering	0	0	0	0
			Pornography/Obscene Material	93	15	2	5
			Prostitution	213	211	306	0
			Prostitution Assisting/Promoting	15	12	5	0
			Purchasing Prostitution	92	89	3	0
			Weapon Law Violations	1,062	962	502	103
			<b>Total Group A Offenses</b>	<b>100,236</b>	<b>23,121</b>	<b>13,837</b>	<b>3,310</b>

Domestic Violence Victims		
Offense	Reported	Cleared
Murder	28	17
Aggravated Assault	2,055	616
Simple Assault	11,183	3,442
Intimidation	2,893	317
Stalking	380	23
Forcible Rape	99	39
Forcible Sodomy	33	12
Sexual Assault W/Object	18	9
Forcible Fondling	83	39
Incest	0	0
Statutory Rape	21	9
Kidnapping/Abduction	291	176
<b>Total</b>	<b>17,084</b>	<b>4,699</b>

TIBRS Group B Arrests		
Offense	Adult	Juvenile
Bad Checks	7	0
Curfew/Vagrancy	1	156
Disorderly Conduct	1,410	291
DUI	674	0
Drunkenness	168	2
Family-Non Violent	7	0
Liquor Law Violations	614	7
Peeping Tom	0	0
Trespass	1,665	301
All Other Offenses	9,069	235
<b>Total Group B</b>	<b>13,615</b>	<b>992</b>



# Middleton Police Department - 2016

<b>2015 Population Estimate</b>	<b>660</b>
<b>Offense Overview</b>	
Offense Total	25
Number Cleared	5
Percent Cleared	20.00 %
Group A Crimes per 100,000 population	3,787.9
<b>Arrest Overview</b>	
Total Arrests	10
Adult Arrests	6
Juvenile Arrests	4
Unknown Age	0
Arrests per 100,000 population	1,515.2
Average number offenses/incident	1.14

Domestic Violence Victims		
Offense	Reported	Cleared
Murder	0	0
Aggravated Assault	0	0
Simple Assault	1	1
Intimidation	2	0
Stalking	0	0
Forcible Rape	0	0
Forcible Sodomy	0	0
Sexual Assault W/Object	0	0
Forcible Fondling	0	0
Incest	0	0
Statutory Rape	0	0
Kidnapping/Abduction	0	0
<b>Total</b>	<b>3</b>	<b>1</b>

TIBRS Group B Arrests		
Offense	Adult	Juvenile
Bad Checks	0	0
Curfew/Vagrancy	0	4
Disorderly Conduct	1	0
DUI	0	0
Drunkenness	0	0
Family-Non Violent	0	0
Liquor Law Violations	0	0
Peeping Tom	0	0
Trespass	0	0
All Other Offenses	1	0
<b>Total Group B</b>	<b>2</b>	<b>4</b>

TIBRS Group A Offenses	Offenses		Arrests	
	Reported	Cleared	Adult	Juvenile
<b>Crimes Against Persons</b>				
Murder	0	0	0	0
Negligent Manslaughter	0	0	0	0
Negligent Vehicular Manslaughter	0	0	0	0
Kidnapping/Abduction	0	0	0	0
Forcible Rape	0	0	0	0
Forcible Sodomy	0	0	0	0
Sexual Assault W/Object	0	0	0	0
Forcible Fondling	0	0	0	0
Incest	0	0	0	0
Statutory Rape	0	0	0	0
Aggravated Assault	1	1	1	0
Simple Assault	4	2	2	0
Intimidation	5	0	0	0
Stalking	0	0	0	0
Commercial Sex Acts	0	0	0	0
Involuntary Servitude	0	0	0	0
<b>Crimes Against Property</b>				
Arson	0	0	0	0
Bribery	0	0	0	0
Burglary	3	0	0	0
Counterfeiting/Forgery	0	0	0	0
Destruction/Damage/Vandalism	2	0	0	0
Embezzlement	0	0	0	0
Extortion/Blackmail	0	0	0	0
Fraud - Computer Hacking/Invasion	0	0	0	0
Fraud - Credit Card/ATM	1	0	0	0
Fraud - False Pretenses	1	0	0	0
Fraud - Identity Theft	0	0	0	0
Fraud - Impersonation	0	0	0	0
Fraud - Welfare	0	0	0	0
Fraud - Wire	0	0	0	0
Motor Vehicle Theft	0	0	0	0
Robbery	0	0	0	0
Stolen Property Offenses	0	0	0	0
Theft - Pocket-picking	0	0	0	0
Theft - Purse Snatching	0	0	0	0
Theft - Shoplifting	1	0	0	0
Theft From Building	1	0	0	0
Theft From Coin Machine	0	0	0	0
Theft From Motor Vehicle	0	0	0	0
Theft of Motor Vehicle Parts	0	0	0	0
Theft - All Other Larceny	3	0	0	0
<b>Crimes Against Society</b>				
Animal Cruelty	0	0	0	0
Drug/Narcotic Violations	2	1	1	0
Drug/Narcotic Equipment Violations	1	1	0	0
Gambling - Betting/Wagering	0	0	0	0
Gambling - Operating/Promoting	0	0	0	0
Gambling - Equipment Violations	0	0	0	0
Gambling - Sports Tampering	0	0	0	0
Pornography/Obscene Material	0	0	0	0
Prostitution	0	0	0	0
Prostitution Assisting/Promoting	0	0	0	0
Purchasing Prostitution	0	0	0	0
Weapon Law Violations	0	0	0	0
<b>Total Group A Offenses</b>	<b>25</b>	<b>5</b>	<b>4</b>	<b>0</b>





## Milan Police Department - 2016

2015 Population Estimate	7,813	TIBRS Group A Offenses	Offenses		Arrests	
			Reported	Cleared	Adult	Juvenile
<b>Offense Overview</b>		<b>Crimes Against Persons</b>				
Offense Total	815	Murder	1	1	3	0
Number Cleared	389	Negligent Manslaughter	0	0	0	0
Percent Cleared	47.73 %	Negligent Vehicular Manslaughter	0	0	0	0
Group A Crimes per 100,000 population	10,431.3	Kidnapping/Abduction	2	0	0	0
		Forcible Rape	5	3	3	0
		Forcible Sodomy	1	0	0	0
		Sexual Assault W/Object	0	0	0	0
		Forcible Fondling	6	5	3	1
		Incest	0	0	0	0
		Statutory Rape	0	0	0	0
		Aggravated Assault	71	48	25	3
		Simple Assault	104	76	57	10
		Intimidation	34	14	8	2
		Stalking	7	4	2	0
		Commercial Sex Acts	0	0	0	0
		Involuntary Servitude	0	0	0	0
		<b>Crimes Against Property</b>				
		Arson	2	0	0	0
		Bribery	0	0	0	0
		Burglary	59	11	8	1
		Counterfeiting/Forgery	10	1	0	0
		Destruction/Damage/Vandalism	80	10	3	1
		Embezzlement	9	6	6	0
		Extortion/Blackmail	1	0	0	0
		Fraud - Computer Hacking/Invasion	2	1	0	1
		Fraud - Credit Card/ATM	14	3	4	0
		Fraud - False Pretenses	26	8	4	0
		Fraud - Identity Theft	1	1	0	0
		Fraud - Impersonation	8	5	4	0
		Fraud - Welfare	1	0	0	0
		Fraud - Wire	6	1	1	0
		Motor Vehicle Theft	6	2	2	0
		Robbery	9	2	3	0
		Stolen Property Offenses	0	0	0	0
		Theft - Pocket-picking	1	0	0	0
		Theft - Purse Snatching	0	0	0	0
		Theft - Shoplifting	66	41	33	6
		Theft From Building	42	4	2	0
		Theft From Coin Machine	1	0	0	0
		Theft From Motor Vehicle	44	3	4	0
		Theft of Motor Vehicle Parts	5	0	0	0
		Theft - All Other Larceny	49	6	2	0
		<b>Crimes Against Society</b>				
		Animal Cruelty	1	1	1	0
		Drug/Narcotic Violations	80	78	78	2
		Drug/Narcotic Equipment Violations	42	42	6	2
		Gambling - Betting/Wagering	0	0	0	0
		Gambling - Operating/Promoting	0	0	0	0
		Gambling - Equipment Violations	0	0	0	0
		Gambling - Sports Tampering	0	0	0	0
		Pornography/Obscene Material	2	2	0	0
		Prostitution	0	0	0	0
		Prostitution Assisting/Promoting	0	0	0	0
		Purchasing Prostitution	0	0	0	0
		Weapon Law Violations	17	10	8	0
		<b>Total Group A Offenses</b>	<b>815</b>	<b>389</b>	<b>270</b>	<b>29</b>

Domestic Violence Victims		
Offense	Reported	Cleared
Murder	0	0
Aggravated Assault	23	19
Simple Assault	58	44
Intimidation	10	6
Stalking	4	3
Forcible Rape	2	1
Forcible Sodomy	1	0
Sexual Assault W/Object	0	0
Forcible Fondling	3	2
Incest	0	0
Statutory Rape	0	0
Kidnapping/Abduction	0	0
<b>Total</b>	<b>101</b>	<b>75</b>

TIBRS Group B Arrests		
Offense	Adult	Juvenile
Bad Checks	6	0
Curfew/Vagrancy	0	0
Disorderly Conduct	3	3
DUI	34	1
Drunkenness	9	0
Family-Non Violent	5	0
Liquor Law Violations	7	0
Peeping Tom	0	0
Trespass	6	0
All Other Offenses	259	3
<b>Total Group B</b>	<b>329</b>	<b>7</b>



## Millersville Police Department - 2016

<b>2015 Population Estimate</b>	<b>6,700</b>
<b>Offense Overview</b>	
Offense Total	326
Number Cleared	214
Percent Cleared	65.64 %
Group A Crimes per 100,000 population	4,865.7
<b>Arrest Overview</b>	
Total Arrests	236
Adult Arrests	213
Juvenile Arrests	23
Unknown Age	0
Arrests per 100,000 population	3,522.4
Average number offenses/incident	1.33

Domestic Violence Victims		
Offense	Reported	Cleared
Murder	0	0
Aggravated Assault	5	5
Simple Assault	19	15
Intimidation	3	2
Stalking	0	0
Forcible Rape	0	0
Forcible Sodomy	0	0
Sexual Assault W/Object	0	0
Forcible Fondling	2	2
Incest	0	0
Statutory Rape	1	1
Kidnapping/Abduction	0	0
<b>Total</b>	<b>30</b>	<b>25</b>

TIBRS Group B Arrests		
Offense	Adult	Juvenile
Bad Checks	0	0
Curfew/Vagrancy	0	0
Disorderly Conduct	5	1
DUI	25	0
Drunkenness	13	0
Family-Non Violent	1	0
Liquor Law Violations	3	0
Peeping Tom	0	0
Trespass	2	0
All Other Offenses	10	3
<b>Total Group B</b>	<b>59</b>	<b>4</b>

TIBRS Group A Offenses	Offenses		Arrests	
	Reported	Cleared	Adult	Juvenile
<b>Crimes Against Persons</b>				
Murder	0	0	0	0
Negligent Manslaughter	0	0	0	0
Negligent Vehicular Manslaughter	0	0	0	0
Kidnapping/Abduction	0	0	0	0
Forcible Rape	1	0	0	0
Forcible Sodomy	0	0	0	0
Sexual Assault W/Object	0	0	0	0
Forcible Fondling	2	2	0	2
Incest	0	0	0	0
Statutory Rape	2	2	2	0
Aggravated Assault	26	17	10	1
Simple Assault	38	25	18	3
Intimidation	5	2	2	0
Stalking	1	0	0	0
Commercial Sex Acts	0	0	0	0
Involuntary Servitude	0	0	0	0
<b>Crimes Against Property</b>				
Arson	0	0	0	0
Bribery	0	0	0	0
Burglary	14	1	1	0
Counterfeiting/Forgery	2	1	0	0
Destruction/Damage/Vandalism	10	4	2	0
Embezzlement	0	0	0	0
Extortion/Blackmail	0	0	0	0
Fraud - Computer Hacking/Invasion	0	0	0	0
Fraud - Credit Card/ATM	7	0	0	0
Fraud - False Pretenses	1	0	0	0
Fraud - Identity Theft	0	0	0	0
Fraud - Impersonation	7	2	1	0
Fraud - Welfare	0	0	0	0
Fraud - Wire	1	0	0	0
Motor Vehicle Theft	7	2	3	0
Robbery	2	0	0	0
Stolen Property Offenses	1	1	3	0
Theft - Pocket-picking	0	0	0	0
Theft - Purse Snatching	0	0	0	0
Theft - Shoplifting	1	0	0	0
Theft From Building	19	3	1	1
Theft From Coin Machine	0	0	0	0
Theft From Motor Vehicle	13	1	1	0
Theft of Motor Vehicle Parts	2	1	0	0
Theft - All Other Larceny	8	1	0	1
<b>Crimes Against Society</b>				
Animal Cruelty	0	0	0	0
Drug/Narcotic Violations	86	82	73	7
Drug/Narcotic Equipment Violations	64	61	33	4
Gambling - Betting/Wagering	0	0	0	0
Gambling - Operating/Promoting	0	0	0	0
Gambling - Equipment Violations	0	0	0	0
Gambling - Sports Tampering	0	0	0	0
Pornography/Obscene Material	0	0	0	0
Prostitution	0	0	0	0
Prostitution Assisting/Promoting	0	0	0	0
Purchasing Prostitution	0	0	0	0
Weapon Law Violations	6	6	4	0
<b>Total Group A Offenses</b>	<b>326</b>	<b>214</b>	<b>154</b>	<b>19</b>



## Millington Police Department - 2016

2015 Population Estimate	11,027	TIBRS Group A Offenses	Offenses		Arrests	
			Reported	Cleared	Adult	Juvenile
<b>Offense Overview</b>		<b>Crimes Against Persons</b>				
Offense Total	1,367	Murder	0	0	0	0
Number Cleared	486	Negligent Manslaughter	0	0	0	0
Percent Cleared	35.55 %	Negligent Vehicular Manslaughter	0	0	0	0
Group A Crimes per 100,000 population	12,396.8	Kidnapping/Abduction	3	2	2	0
		Forcible Rape	5	0	0	0
		Forcible Sodomy	2	0	0	0
		Sexual Assault W/Object	0	0	0	0
		Forcible Fondling	14	4	3	0
		Incest	0	0	0	0
		Statutory Rape	0	0	0	0
		Aggravated Assault	59	40	31	2
		Simple Assault	227	104	75	13
		Intimidation	95	11	9	1
		Stalking	6	2	3	0
		Commercial Sex Acts	0	0	0	0
		Involuntary Servitude	0	0	0	0
<b>Arrest Overview</b>		<b>Crimes Against Property</b>				
Total Arrests	912	Arson	1	0	0	0
Adult Arrests	844	Bribery	1	1	1	0
Juvenile Arrests	68	Burglary	71	14	13	1
Unknown Age	0	Counterfeiting/Forgery	41	5	6	0
Arrests per 100,000 population	8,270.6	Destruction/Damage/Vandalism	160	20	10	7
Average number offenses/incident	1.20	Embezzlement	6	4	4	0
		Extortion/Blackmail	0	0	0	0
		Fraud - Computer Hacking/Invasion	0	0	0	0
		Fraud - Credit Card/ATM	33	10	12	0
		Fraud - False Pretenses	66	12	10	2
		Fraud - Identity Theft	3	0	0	0
		Fraud - Impersonation	24	3	1	0
		Fraud - Welfare	0	0	0	0
		Fraud - Wire	4	0	0	0
		Motor Vehicle Theft	27	6	3	0
		Robbery	11	4	4	4
		Stolen Property Offenses	7	4	3	1
		Theft - Pocket-picking	2	0	0	0
		Theft - Purse Snatching	0	0	0	0
		Theft - Shoplifting	128	71	62	18
		Theft From Building	77	10	11	2
		Theft From Coin Machine	1	0	0	0
		Theft From Motor Vehicle	55	2	2	0
		Theft of Motor Vehicle Parts	13	2	1	0
		Theft - All Other Larceny	55	10	13	0
		<b>Crimes Against Society</b>				
		Animal Cruelty	0	0	0	0
		Drug/Narcotic Violations	92	81	84	7
		Drug/Narcotic Equipment Violations	57	51	12	1
		Gambling - Betting/Wagering	0	0	0	0
		Gambling - Operating/Promoting	0	0	0	0
		Gambling - Equipment Violations	0	0	0	0
		Gambling - Sports Tampering	0	0	0	0
		Pornography/Obscene Material	3	1	1	0
		Prostitution	1	0	0	0
		Prostitution Assisting/Promoting	0	0	0	0
		Purchasing Prostitution	0	0	0	0
		Weapon Law Violations	17	12	4	0
		<b>Total Group A Offenses</b>	<b>1,367</b>	<b>486</b>	<b>380</b>	<b>59</b>

Domestic Violence Victims		
Offense	Reported	Cleared
Murder	0	0
Aggravated Assault	27	22
Simple Assault	154	94
Intimidation	16	3
Stalking	4	1
Forcible Rape	2	0
Forcible Sodomy	0	0
Sexual Assault W/Object	0	0
Forcible Fondling	2	1
Incest	0	0
Statutory Rape	0	0
Kidnapping/Abduction	3	2
<b>Total</b>	<b>208</b>	<b>123</b>

TIBRS Group B Arrests		
Offense	Adult	Juvenile
Bad Checks	0	0
Curfew/Vagrancy	0	1
Disorderly Conduct	17	3
DUI	65	0
Drunkenness	28	0
Family-Non Violent	6	0
Liquor Law Violations	5	0
Peeping Tom	0	0
Trespass	6	2
All Other Offenses	337	3
<b>Total Group B</b>	<b>464</b>	<b>9</b>



## Minor Hill Police Department - 2016

2015 Population Estimate	527	TIBRS Group A Offenses	Offenses		Arrests	
			Reported	Cleared	Adult	Juvenile
<b>Offense Overview</b>		<b>Crimes Against Persons</b>				
Offense Total	3	Murder	0	0	0	0
Number Cleared	2	Negligent Manslaughter	0	0	0	0
Percent Cleared	66.67 %	Negligent Vehicular Manslaughter	0	0	0	0
Group A Crimes per 100,000 population	569.3	Kidnapping/Abduction	0	0	0	0
		Forcible Rape	0	0	0	0
		Forcible Sodomy	0	0	0	0
		Sexual Assault W/Object	0	0	0	0
		Forcible Fondling	0	0	0	0
		Incest	0	0	0	0
		Statutory Rape	0	0	0	0
		Aggravated Assault	0	0	0	0
		Simple Assault	0	0	0	0
		Intimidation	0	0	0	0
		Stalking	0	0	0	0
		Commercial Sex Acts	0	0	0	0
		Involuntary Servitude	0	0	0	0
		<b>Crimes Against Property</b>				
		Arson	0	0	0	0
		Bribery	0	0	0	0
		Burglary	1	0	0	0
		Counterfeiting/Forgery	0	0	0	0
		Destruction/Damage/Vandalism	0	0	0	0
		Embezzlement	0	0	0	0
		Extortion/Blackmail	0	0	0	0
		Fraud - Computer Hacking/Invasion	0	0	0	0
		Fraud - Credit Card/ATM	0	0	0	0
		Fraud - False Pretenses	1	1	1	0
		Fraud - Identity Theft	0	0	0	0
		Fraud - Impersonation	0	0	0	0
		Fraud - Welfare	0	0	0	0
		Fraud - Wire	0	0	0	0
		Motor Vehicle Theft	0	0	0	0
		Robbery	0	0	0	0
		Stolen Property Offenses	0	0	0	0
		Theft - Pocket-picking	0	0	0	0
		Theft - Purse Snatching	0	0	0	0
		Theft - Shoplifting	0	0	0	0
		Theft From Building	0	0	0	0
		Theft From Coin Machine	0	0	0	0
		Theft From Motor Vehicle	0	0	0	0
		Theft of Motor Vehicle Parts	0	0	0	0
		Theft - All Other Larceny	0	0	0	0
		<b>Crimes Against Society</b>				
		Animal Cruelty	0	0	0	0
		Drug/Narcotic Violations	0	0	0	0
		Drug/Narcotic Equipment Violations	0	0	0	0
		Gambling - Betting/Wagering	0	0	0	0
		Gambling - Operating/Promoting	0	0	0	0
		Gambling - Equipment Violations	0	0	0	0
		Gambling - Sports Tampering	0	0	0	0
		Pornography/Obscene Material	0	0	0	0
		Prostitution	0	0	0	0
		Prostitution Assisting/Promoting	0	0	0	0
		Purchasing Prostitution	0	0	0	0
		Weapon Law Violations	1	1	1	0
		<b>Total Group A Offenses</b>	<b>3</b>	<b>2</b>	<b>2</b>	<b>0</b>

Domestic Violence Victims		
Offense	Reported	Cleared
Murder	0	0
Aggravated Assault	0	0
Simple Assault	0	0
Intimidation	0	0
Stalking	0	0
Forcible Rape	0	0
Forcible Sodomy	0	0
Sexual Assault W/Object	0	0
Forcible Fondling	0	0
Incest	0	0
Statutory Rape	0	0
Kidnapping/Abduction	0	0
<b>Total</b>	<b>0</b>	<b>0</b>

TIBRS Group B Arrests		
Offense	Adult	Juvenile
Bad Checks	0	0
Curfew/Vagrancy	0	0
Disorderly Conduct	0	0
DUI	0	0
Drunkenness	0	0
Family-Non Violent	0	0
Liquor Law Violations	0	0
Peeping Tom	0	0
Trespass	0	0
All Other Offenses	0	0
<b>Total Group B</b>	<b>0</b>	<b>0</b>



## Monteagle Police Department - 2016

2015 Population Estimate	1,177	TIBRS Group A Offenses	Offenses		Arrests	
			Reported	Cleared	Adult	Juvenile
<b>Offense Overview</b>		<b>Crimes Against Persons</b>				
Offense Total	111	Murder	0	0	0	0
Number Cleared	37	Negligent Manslaughter	0	0	0	0
Percent Cleared	33.33 %	Negligent Vehicular Manslaughter	0	0	0	0
Group A Crimes per 100,000 population	9,430.8	Kidnapping/Abduction	1	0	0	0
		Forcible Rape	0	0	0	0
		Forcible Sodomy	0	0	0	0
		Sexual Assault W/Object	0	0	0	0
		Forcible Fondling	1	0	0	0
		Incest	0	0	0	0
		Statutory Rape	0	0	0	0
		Aggravated Assault	2	1	1	0
		Simple Assault	6	0	0	0
		Intimidation	7	1	1	0
		Stalking	2	0	0	0
		Commercial Sex Acts	0	0	0	0
		Involuntary Servitude	0	0	0	0
<b>Arrest Overview</b>		<b>Crimes Against Property</b>				
Total Arrests	44	Arson	1	0	0	0
Adult Arrests	44	Bribery	0	0	0	0
Juvenile Arrests	0	Burglary	11	0	0	0
Unknown Age	0	Counterfeiting/Forgery	1	0	0	0
Arrests per 100,000 population	3,738.3	Destruction/Damage/Vandalism	16	4	3	0
Average number offenses/incident	1.17	Embezzlement	2	2	2	0
		Extortion/Blackmail	0	0	0	0
		Fraud - Computer Hacking/Invasion	0	0	0	0
		Fraud - Credit Card/ATM	2	1	0	0
		Fraud - False Pretenses	1	0	0	0
		Fraud - Identity Theft	0	0	0	0
		Fraud - Impersonation	4	2	0	0
		Fraud - Welfare	0	0	0	0
		Fraud - Wire	0	0	0	0
		Motor Vehicle Theft	3	0	0	0
		Robbery	0	0	0	0
		Stolen Property Offenses	0	0	0	0
		Theft - Pocket-picking	0	0	0	0
		Theft - Purse Snatching	0	0	0	0
		Theft - Shoplifting	10	8	9	0
		Theft From Building	7	0	0	0
		Theft From Coin Machine	0	0	0	0
		Theft From Motor Vehicle	6	0	0	0
		Theft of Motor Vehicle Parts	2	0	0	0
		Theft - All Other Larceny	5	0	0	0
		<b>Crimes Against Society</b>				
		Animal Cruelty	1	0	0	0
		Drug/Narcotic Violations	9	8	4	0
		Drug/Narcotic Equipment Violations	9	8	4	0
		Gambling - Betting/Wagering	0	0	0	0
		Gambling - Operating/Promoting	0	0	0	0
		Gambling - Equipment Violations	0	0	0	0
		Gambling - Sports Tampering	0	0	0	0
		Pornography/Obscene Material	0	0	0	0
		Prostitution	0	0	0	0
		Prostitution Assisting/Promoting	0	0	0	0
		Purchasing Prostitution	0	0	0	0
		Weapon Law Violations	2	2	1	0
		<b>Total Group A Offenses</b>	<b>111</b>	<b>37</b>	<b>25</b>	<b>0</b>

Domestic Violence Victims		
Offense	Reported	Cleared
Murder	0	0
Aggravated Assault	2	1
Simple Assault	2	0
Intimidation	4	0
Stalking	1	0
Forcible Rape	0	0
Forcible Sodomy	0	0
Sexual Assault W/Object	0	0
Forcible Fondling	0	0
Incest	0	0
Statutory Rape	0	0
Kidnapping/Abduction	1	0
<b>Total</b>	<b>10</b>	<b>1</b>

TIBRS Group B Arrests		
Offense	Adult	Juvenile
Bad Checks	0	0
Curfew/Vagrancy	0	0
Disorderly Conduct	3	0
DUI	4	0
Drunkenness	3	0
Family-Non Violent	0	0
Liquor Law Violations	0	0
Peeping Tom	0	0
Trespass	5	0
All Other Offenses	4	0
<b>Total Group B</b>	<b>19</b>	<b>0</b>



# Monterey Police Department - 2016

2015 Population Estimate	2,860	TIBRS Group A Offenses	Offenses		Arrests	
			Reported	Cleared	Adult	Juvenile
<b>Offense Overview</b>		<b>Crimes Against Persons</b>				
Offense Total	113	Murder	0	0	0	0
Number Cleared	39	Negligent Manslaughter	0	0	0	0
Percent Cleared	34.51 %	Negligent Vehicular Manslaughter	0	0	0	0
Group A Crimes per 100,000 population	3,951.0	Kidnapping/Abduction	0	0	0	0
		Forcible Rape	0	0	0	0
		Forcible Sodomy	0	0	0	0
		Sexual Assault W/Object	0	0	0	0
		Forcible Fondling	0	0	0	0
		Incest	0	0	0	0
		Statutory Rape	0	0	0	0
		Aggravated Assault	18	12	8	0
		Simple Assault	19	12	12	0
		Intimidation	0	0	0	0
		Stalking	0	0	0	0
		Commercial Sex Acts	0	0	0	0
		Involuntary Servitude	0	0	0	0
		<b>Crimes Against Property</b>				
		Arson	1	0	0	0
		Bribery	0	0	0	0
		Burglary	11	0	0	0
		Counterfeiting/Forgery	2	0	0	0
		Destruction/Damage/Vandalism	14	0	0	0
		Embezzlement	0	0	0	0
		Extortion/Blackmail	0	0	0	0
		Fraud - Computer Hacking/Invasion	0	0	0	0
		Fraud - Credit Card/ATM	0	0	0	0
		Fraud - False Pretenses	2	0	0	0
		Fraud - Identity Theft	0	0	0	0
		Fraud - Impersonation	1	1	1	0
		Fraud - Welfare	1	0	0	0
		Fraud - Wire	0	0	0	0
		Motor Vehicle Theft	7	0	0	0
		Robbery	0	0	0	0
		Stolen Property Offenses	0	0	0	0
		Theft - Pocket-picking	0	0	0	0
		Theft - Purse Snatching	0	0	0	0
		Theft - Shoplifting	3	1	1	0
		Theft From Building	3	0	0	0
		Theft From Coin Machine	0	0	0	0
		Theft From Motor Vehicle	4	0	0	0
		Theft of Motor Vehicle Parts	1	0	0	0
		Theft - All Other Larceny	9	0	0	0
		<b>Crimes Against Society</b>				
		Animal Cruelty	0	0	0	0
		Drug/Narcotic Violations	12	9	9	0
		Drug/Narcotic Equipment Violations	5	4	5	0
		Gambling - Betting/Wagering	0	0	0	0
		Gambling - Operating/Promoting	0	0	0	0
		Gambling - Equipment Violations	0	0	0	0
		Gambling - Sports Tampering	0	0	0	0
		Pornography/Obscene Material	0	0	0	0
		Prostitution	0	0	0	0
		Prostitution Assisting/Promoting	0	0	0	0
		Purchasing Prostitution	0	0	0	0
		Weapon Law Violations	0	0	0	0
		<b>Total Group A Offenses</b>	<b>113</b>	<b>39</b>	<b>36</b>	<b>0</b>

Domestic Violence Victims		
Offense	Reported	Cleared
Murder	0	0
Aggravated Assault	15	11
Simple Assault	16	12
Intimidation	0	0
Stalking	0	0
Forcible Rape	0	0
Forcible Sodomy	0	0
Sexual Assault W/Object	0	0
Forcible Fondling	0	0
Incest	0	0
Statutory Rape	0	0
Kidnapping/Abduction	0	0
<b>Total</b>	<b>31</b>	<b>23</b>

TIBRS Group B Arrests		
Offense	Adult	Juvenile
Bad Checks	0	0
Curfew/Vagrancy	0	0
Disorderly Conduct	0	0
DUI	6	0
Drunkenness	3	0
Family-Non Violent	1	0
Liquor Law Violations	0	0
Peeping Tom	0	0
Trespass	5	0
All Other Offenses	54	4
<b>Total Group B</b>	<b>69</b>	<b>4</b>



## Morristown Police Department - 2016

2015 Population Estimate	29,478	TIBRS Group A Offenses	Offenses		Arrests	
			Reported	Cleared	Adult	Juvenile
<b>Offense Overview</b>		<b>Crimes Against Persons</b>				
Offense Total	4,026	Murder	0	0	0	0
Number Cleared	2,599	Negligent Manslaughter	0	0	0	0
Percent Cleared	64.56 %	Negligent Vehicular Manslaughter	0	0	0	0
Group A Crimes per 100,000 population	13,657.6	Kidnapping/Abduction	7	7	0	0
		Forcible Rape	6	2	0	0
		Forcible Sodomy	0	0	0	0
		Sexual Assault W/Object	1	0	0	0
		Forcible Fondling	16	14	1	5
		Incest	0	0	0	0
		Statutory Rape	3	2	2	0
		Aggravated Assault	160	137	61	8
		Simple Assault	572	496	147	38
		Intimidation	225	173	15	3
		Stalking	1	0	0	0
		Commercial Sex Acts	0	0	0	0
		Involuntary Servitude	0	0	0	0
		<b>Crimes Against Property</b>				
		Arson	5	1	1	0
		Bribery	0	0	0	0
		Burglary	195	72	30	5
		Counterfeiting/Forgery	101	67	56	0
		Destruction/Damage/Vandalism	360	147	21	8
		Embezzlement	62	49	17	0
		Extortion/Blackmail	6	0	0	0
		Fraud - Computer Hacking/Invasion	2	0	0	0
		Fraud - Credit Card/ATM	146	77	26	0
		Fraud - False Pretenses	181	121	34	0
		Fraud - Identity Theft	10	2	0	0
		Fraud - Impersonation	31	23	21	0
		Fraud - Welfare	0	0	0	0
		Fraud - Wire	0	0	0	0
		Motor Vehicle Theft	111	62	40	1
		Robbery	21	16	5	0
		Stolen Property Offenses	12	8	8	0
		Theft - Pocket-picking	1	0	0	0
		Theft - Purse Snatching	2	1	3	0
		Theft - Shoplifting	377	297	336	25
		Theft From Building	286	136	30	3
		Theft From Coin Machine	2	0	0	0
		Theft From Motor Vehicle	153	38	34	1
		Theft of Motor Vehicle Parts	77	8	0	0
		Theft - All Other Larceny	159	38	25	2
		<b>Crimes Against Society</b>				
		Animal Cruelty	1	1	1	0
		Drug/Narcotic Violations	455	345	315	17
		Drug/Narcotic Equipment Violations	207	201	42	2
		Gambling - Betting/Wagering	0	0	0	0
		Gambling - Operating/Promoting	0	0	0	0
		Gambling - Equipment Violations	0	0	0	0
		Gambling - Sports Tampering	0	0	0	0
		Pornography/Obscene Material	6	2	0	0
		Prostitution	0	0	0	0
		Prostitution Assisting/Promoting	0	0	0	0
		Purchasing Prostitution	8	8	8	0
		Weapon Law Violations	58	48	18	1
		<b>Total Group A Offenses</b>	<b>4,026</b>	<b>2,599</b>	<b>1,297</b>	<b>119</b>

Domestic Violence Victims		
Offense	Reported	Cleared
Murder	0	0
Aggravated Assault	77	68
Simple Assault	359	325
Intimidation	90	76
Stalking	1	0
Forcible Rape	0	0
Forcible Sodomy	0	0
Sexual Assault W/Object	0	0
Forcible Fondling	4	4
Incest	0	0
Statutory Rape	1	1
Kidnapping/Abduction	6	6
<b>Total</b>	<b>538</b>	<b>480</b>

TIBRS Group B Arrests		
Offense	Adult	Juvenile
Bad Checks	2	0
Curfew/Vagrancy	0	0
Disorderly Conduct	14	8
DUI	164	0
Drunkenness	236	3
Family-Non Violent	9	0
Liquor Law Violations	16	5
Peeping Tom	1	1
Trespass	39	0
All Other Offenses	79	14
<b>Total Group B</b>	<b>560</b>	<b>31</b>

Please check [www.tncrimeonline.com](http://www.tncrimeonline.com) for additional 2016 data.



## Moscow Police Department - 2016

2015 Population Estimate	532	TIBRS Group A Offenses	Offenses		Arrests	
			Reported	Cleared	Adult	Juvenile
<b>Offense Overview</b>		<b>Crimes Against Persons</b>				
Offense Total	37	Murder	0	0	0	0
Number Cleared	9	Negligent Manslaughter	0	0	0	0
Percent Cleared	24.32 %	Negligent Vehicular Manslaughter	0	0	0	0
Group A Crimes per 100,000 population	6,954.9	Kidnapping/Abduction	0	0	0	0
		Forcible Rape	0	0	0	0
		Forcible Sodomy	0	0	0	0
		Sexual Assault W/Object	0	0	0	0
		Forcible Fondling	0	0	0	0
		Incest	0	0	0	0
		Statutory Rape	0	0	0	0
		Aggravated Assault	1	1	0	0
		Simple Assault	1	1	1	0
		Intimidation	1	0	0	0
		Stalking	0	0	0	0
		Commercial Sex Acts	0	0	0	0
		Involuntary Servitude	0	0	0	0
		<b>Crimes Against Property</b>				
		Arson	0	0	0	0
		Bribery	0	0	0	0
		Burglary	2	1	1	0
		Counterfeiting/Forgery	0	0	0	0
		Destruction/Damage/Vandalism	7	0	0	0
		Embezzlement	0	0	0	0
		Extortion/Blackmail	0	0	0	0
		Fraud - Computer Hacking/Invasion	0	0	0	0
		Fraud - Credit Card/ATM	2	0	0	0
		Fraud - False Pretenses	1	0	0	0
		Fraud - Identity Theft	0	0	0	0
		Fraud - Impersonation	1	0	0	0
		Fraud - Welfare	0	0	0	0
		Fraud - Wire	0	0	0	0
		Motor Vehicle Theft	4	0	0	0
		Robbery	0	0	0	0
		Stolen Property Offenses	0	0	0	0
		Theft - Pocket-picking	0	0	0	0
		Theft - Purse Snatching	0	0	0	0
		Theft - Shoplifting	0	0	0	0
		Theft From Building	5	0	0	0
		Theft From Coin Machine	0	0	0	0
		Theft From Motor Vehicle	3	0	0	0
		Theft of Motor Vehicle Parts	0	0	0	0
		Theft - All Other Larceny	1	0	0	0
		<b>Crimes Against Society</b>				
		Animal Cruelty	0	0	0	0
		Drug/Narcotic Violations	4	3	3	0
		Drug/Narcotic Equipment Violations	3	3	1	0
		Gambling - Betting/Wagering	0	0	0	0
		Gambling - Operating/Promoting	0	0	0	0
		Gambling - Equipment Violations	0	0	0	0
		Gambling - Sports Tampering	0	0	0	0
		Pornography/Obscene Material	1	0	0	0
		Prostitution	0	0	0	0
		Prostitution Assisting/Promoting	0	0	0	0
		Purchasing Prostitution	0	0	0	0
		Weapon Law Violations	0	0	0	0
		<b>Total Group A Offenses</b>	<b>37</b>	<b>9</b>	<b>6</b>	<b>0</b>

Domestic Violence Victims		
Offense	Reported	Cleared
Murder	0	0
Aggravated Assault	0	0
Simple Assault	1	1
Intimidation	0	0
Stalking	0	0
Forcible Rape	0	0
Forcible Sodomy	0	0
Sexual Assault W/Object	0	0
Forcible Fondling	0	0
Incest	0	0
Statutory Rape	0	0
Kidnapping/Abduction	0	0
<b>Total</b>	<b>1</b>	<b>1</b>

TIBRS Group B Arrests		
Offense	Adult	Juvenile
Bad Checks	1	0
Curfew/Vagrancy	0	0
Disorderly Conduct	1	0
DUI	3	0
Drunkenness	0	0
Family-Non Violent	0	0
Liquor Law Violations	1	0
Peeping Tom	0	0
Trespass	0	0
All Other Offenses	0	0
<b>Total Group B</b>	<b>6</b>	<b>0</b>





# Mount Carmel Police Department - 2016

2015 Population Estimate	5,425	TIBRS Group A Offenses	Offenses		Arrests	
			Reported	Cleared	Adult	Juvenile
<b>Offense Overview</b>		<b>Crimes Against Persons</b>				
Offense Total	111	Murder	0	0	0	0
Number Cleared	54	Negligent Manslaughter	0	0	0	0
Percent Cleared	48.65 %	Negligent Vehicular Manslaughter	0	0	0	0
Group A Crimes per 100,000 population	2,046.1	Kidnapping/Abduction	0	0	0	0
		Forcible Rape	3	0	0	0
		Forcible Sodomy	0	0	0	0
		Sexual Assault W/Object	0	0	0	0
		Forcible Fondling	1	0	0	0
		Incest	0	0	0	0
		Statutory Rape	0	0	0	0
		Aggravated Assault	8	5	3	0
		Simple Assault	14	12	9	0
		Intimidation	5	5	0	0
		Stalking	0	0	0	0
		Commercial Sex Acts	0	0	0	0
		Involuntary Servitude	0	0	0	0
		<b>Crimes Against Property</b>				
		Arson	0	0	0	0
		Bribery	0	0	0	0
		Burglary	17	4	2	0
		Counterfeiting/Forgery	2	1	1	0
		Destruction/Damage/Vandalism	11	2	1	0
		Embezzlement	0	0	0	0
		Extortion/Blackmail	0	0	0	0
		Fraud - Computer Hacking/Invasion	0	0	0	0
		Fraud - Credit Card/ATM	4	0	0	0
		Fraud - False Pretenses	0	0	0	0
		Fraud - Identity Theft	1	0	0	0
		Fraud - Impersonation	3	0	0	0
		Fraud - Welfare	0	0	0	0
		Fraud - Wire	1	0	0	0
		Motor Vehicle Theft	3	1	1	0
		Robbery	0	0	0	0
		Stolen Property Offenses	0	0	0	0
		Theft - Pocket-picking	0	0	0	0
		Theft - Purse Snatching	0	0	0	0
		Theft - Shoplifting	0	0	0	0
		Theft From Building	7	2	0	0
		Theft From Coin Machine	0	0	0	0
		Theft From Motor Vehicle	5	1	0	0
		Theft of Motor Vehicle Parts	0	0	0	0
		Theft - All Other Larceny	8	3	2	0
		<b>Crimes Against Society</b>				
		Animal Cruelty	0	0	0	0
		Drug/Narcotic Violations	9	9	4	0
		Drug/Narcotic Equipment Violations	6	6	2	0
		Gambling - Betting/Wagering	0	0	0	0
		Gambling - Operating/Promoting	0	0	0	0
		Gambling - Equipment Violations	0	0	0	0
		Gambling - Sports Tampering	0	0	0	0
		Pornography/Obscene Material	0	0	0	0
		Prostitution	0	0	0	0
		Prostitution Assisting/Promoting	0	0	0	0
		Purchasing Prostitution	0	0	0	0
		Weapon Law Violations	3	3	3	0
		<b>Total Group A Offenses</b>	<b>111</b>	<b>54</b>	<b>28</b>	<b>0</b>

Domestic Violence Victims		
Offense	Reported	Cleared
Murder	0	0
Aggravated Assault	3	3
Simple Assault	12	10
Intimidation	1	1
Stalking	0	0
Forcible Rape	1	0
Forcible Sodomy	0	0
Sexual Assault W/Object	0	0
Forcible Fondling	1	0
Incest	0	0
Statutory Rape	0	0
Kidnapping/Abduction	0	0
<b>Total</b>	<b>18</b>	<b>14</b>

TIBRS Group B Arrests		
Offense	Adult	Juvenile
Bad Checks	0	0
Curfew/Vagrancy	0	0
Disorderly Conduct	0	0
DUI	11	0
Drunkenness	3	0
Family-Non Violent	0	0
Liquor Law Violations	0	0
Peeping Tom	0	0
Trespass	0	0
All Other Offenses	29	0
<b>Total Group B</b>	<b>43</b>	<b>0</b>



## Mount Juliet Police Department - 2016

2015 Population Estimate	31,540	TIBRS Group A Offenses	Offenses		Arrests	
			Reported	Cleared	Adult	Juvenile
<b>Offense Overview</b>		<b>Crimes Against Persons</b>				
Offense Total	1,452	Murder	0	0	0	0
Number Cleared	901	Negligent Manslaughter	0	0	0	0
Percent Cleared	62.05 %	Negligent Vehicular Manslaughter	0	0	0	0
Group A Crimes per 100,000 population	4,603.7	Kidnapping/Abduction	4	4	3	0
		Forcible Rape	2	1	0	0
		Forcible Sodomy	0	0	0	0
		Sexual Assault W/Object	4	2	0	0
		Forcible Fondling	1	0	0	0
		Incest	1	0	0	0
		Statutory Rape	3	1	1	0
		Aggravated Assault	45	40	19	4
		Simple Assault	196	158	69	18
		Intimidation	3	3	2	0
		Stalking	1	1	1	0
		Commercial Sex Acts	0	0	0	0
		Involuntary Servitude	0	0	0	0
		<b>Crimes Against Property</b>				
		Arson	0	0	0	0
		Bribery	0	0	0	0
		Burglary	58	14	5	0
		Counterfeiting/Forgery	3	2	1	0
		Destruction/Damage/Vandalism	59	21	3	5
		Embezzlement	7	5	2	0
		Extortion/Blackmail	0	0	0	0
		Fraud - Computer Hacking/Invasion	0	0	0	0
		Fraud - Credit Card/ATM	63	12	10	0
		Fraud - False Pretenses	52	16	13	0
		Fraud - Identity Theft	0	0	0	0
		Fraud - Impersonation	15	14	9	0
		Fraud - Welfare	0	0	0	0
		Fraud - Wire	2	0	0	0
		Motor Vehicle Theft	14	5	4	0
		Robbery	3	2	3	0
		Stolen Property Offenses	11	9	5	0
		Theft - Pocket-picking	1	1	1	0
		Theft - Purse Snatching	0	0	0	0
		Theft - Shoplifting	214	158	176	18
		Theft From Building	64	18	7	1
		Theft From Coin Machine	1	0	0	0
		Theft From Motor Vehicle	79	2	1	0
		Theft of Motor Vehicle Parts	13	3	2	1
		Theft - All Other Larceny	57	3	2	0
		<b>Crimes Against Society</b>				
		Animal Cruelty	1	0	0	0
		Drug/Narcotic Violations	274	230	212	11
		Drug/Narcotic Equipment Violations	170	150	36	4
		Gambling - Betting/Wagering	0	0	0	0
		Gambling - Operating/Promoting	0	0	0	0
		Gambling - Equipment Violations	0	0	0	0
		Gambling - Sports Tampering	0	0	0	0
		Pornography/Obscene Material	0	0	0	0
		Prostitution	0	0	0	0
		Prostitution Assisting/Promoting	0	0	0	0
		Purchasing Prostitution	0	0	0	0
		Weapon Law Violations	31	26	12	0
		<b>Total Group A Offenses</b>	<b>1,452</b>	<b>901</b>	<b>599</b>	<b>62</b>

Domestic Violence Victims		
Offense	Reported	Cleared
Murder	0	0
Aggravated Assault	18	16
Simple Assault	139	124
Intimidation	1	1
Stalking	0	0
Forcible Rape	0	0
Forcible Sodomy	0	0
Sexual Assault W/Object	1	0
Forcible Fondling	0	0
Incest	1	0
Statutory Rape	0	0
Kidnapping/Abduction	3	3
<b>Total</b>	<b>163</b>	<b>144</b>

TIBRS Group B Arrests		
Offense	Adult	Juvenile
Bad Checks	1	0
Curfew/Vagrancy	0	0
Disorderly Conduct	14	2
DUI	89	2
Drunkenness	38	0
Family-Non Violent	0	0
Liquor Law Violations	6	2
Peeping Tom	0	0
Trespass	10	0
All Other Offenses	85	22
<b>Total Group B</b>	<b>243</b>	<b>28</b>



## Mount Pleasant Police Department - 2016

<b>2015 Population Estimate</b>	<b>4,790</b>
<b>Offense Overview</b>	
Offense Total	380
Number Cleared	144
Percent Cleared	37.89 %
Group A Crimes per 100,000 population	7,933.2
<b>Arrest Overview</b>	
Total Arrests	220
Adult Arrests	198
Juvenile Arrests	22
Unknown Age	0
Arrests per 100,000 population	4,592.9
Average number offenses/incident	1.19

Domestic Violence Victims		
Offense	Reported	Cleared
Murder	0	0
Aggravated Assault	3	3
Simple Assault	52	28
Intimidation	15	2
Stalking	2	1
Forcible Rape	0	0
Forcible Sodomy	0	0
Sexual Assault W/Object	0	0
Forcible Fondling	2	0
Incest	0	0
Statutory Rape	0	0
Kidnapping/Abduction	0	0
<b>Total</b>	<b>74</b>	<b>34</b>

TIBRS Group B Arrests		
Offense	Adult	Juvenile
Bad Checks	0	0
Curfew/Vagrancy	0	1
Disorderly Conduct	8	4
DUI	19	0
Drunkenness	11	0
Family-Non Violent	2	0
Liquor Law Violations	15	0
Peeping Tom	0	0
Trespass	8	0
All Other Offenses	21	4
<b>Total Group B</b>	<b>84</b>	<b>9</b>

TIBRS Group A Offenses	Offenses		Arrests	
	Reported	Cleared	Adult	Juvenile
<b>Crimes Against Persons</b>				
Murder	0	0	0	0
Negligent Manslaughter	0	0	0	0
Negligent Vehicular Manslaughter	0	0	0	0
Kidnapping/Abduction	3	2	0	0
Forcible Rape	3	0	0	0
Forcible Sodomy	0	0	0	0
Sexual Assault W/Object	0	0	0	0
Forcible Fondling	5	0	0	0
Incest	0	0	0	0
Statutory Rape	1	0	0	0
Aggravated Assault	15	6	5	1
Simple Assault	81	39	32	1
Intimidation	33	2	1	0
Stalking	6	1	1	0
Commercial Sex Acts	0	0	0	0
Involuntary Servitude	0	0	0	0
<b>Crimes Against Property</b>				
Arson	0	0	0	0
Bribery	0	0	0	0
Burglary	12	2	1	0
Counterfeiting/Forgery	3	0	0	0
Destruction/Damage/Vandalism	36	10	4	6
Embezzlement	1	1	1	0
Extortion/Blackmail	0	0	0	0
Fraud - Computer Hacking/Invasion	0	0	0	0
Fraud - Credit Card/ATM	4	1	2	0
Fraud - False Pretenses	10	2	1	0
Fraud - Identity Theft	0	0	0	0
Fraud - Impersonation	2	1	1	0
Fraud - Welfare	0	0	0	0
Fraud - Wire	0	0	0	0
Motor Vehicle Theft	15	6	4	2
Robbery	4	3	2	0
Stolen Property Offenses	0	0	0	0
Theft - Pocket-picking	0	0	0	0
Theft - Purse Snatching	0	0	0	0
Theft - Shoplifting	5	3	2	0
Theft From Building	36	2	2	0
Theft From Coin Machine	1	0	0	0
Theft From Motor Vehicle	4	0	0	0
Theft of Motor Vehicle Parts	1	0	0	0
Theft - All Other Larceny	26	2	2	1
<b>Crimes Against Society</b>				
Animal Cruelty	0	0	0	0
Drug/Narcotic Violations	38	34	40	0
Drug/Narcotic Equipment Violations	29	24	13	2
Gambling - Betting/Wagering	0	0	0	0
Gambling - Operating/Promoting	0	0	0	0
Gambling - Equipment Violations	0	0	0	0
Gambling - Sports Tampering	0	0	0	0
Pornography/Obscene Material	2	0	0	0
Prostitution	1	1	0	0
Prostitution Assisting/Promoting	0	0	0	0
Purchasing Prostitution	0	0	0	0
Weapon Law Violations	3	2	0	0
<b>Total Group A Offenses</b>	<b>380</b>	<b>144</b>	<b>114</b>	<b>13</b>



## Mountain City Police Department - 2016

2015 Population Estimate	2,475	TIBRS Group A Offenses	Offenses		Arrests	
			Reported	Cleared	Adult	Juvenile
<b>Offense Overview</b>		<b>Crimes Against Persons</b>				
Offense Total	90	Murder	0	0	0	0
Number Cleared	69	Negligent Manslaughter	0	0	0	0
Percent Cleared	76.67 %	Negligent Vehicular Manslaughter	0	0	0	0
Group A Crimes per 100,000 population	3,636.4	Kidnapping/Abduction	0	0	0	0
		Forcible Rape	0	0	0	0
		Forcible Sodomy	0	0	0	0
		Sexual Assault W/Object	0	0	0	0
		Forcible Fondling	0	0	0	0
		Incest	0	0	0	0
		Statutory Rape	0	0	0	0
		Aggravated Assault	4	4	4	0
		Simple Assault	15	13	13	0
		Intimidation	0	0	0	0
		Stalking	0	0	0	0
		Commercial Sex Acts	0	0	0	0
		Involuntary Servitude	0	0	0	0
		<b>Crimes Against Property</b>				
		Arson	0	0	0	0
		Bribery	0	0	0	0
		Burglary	4	2	2	0
		Counterfeiting/Forgery	0	0	0	0
		Destruction/Damage/Vandalism	12	4	4	0
		Embezzlement	0	0	0	0
		Extortion/Blackmail	0	0	0	0
		Fraud - Computer Hacking/Invasion	0	0	0	0
		Fraud - Credit Card/ATM	0	0	0	0
		Fraud - False Pretenses	0	0	0	0
		Fraud - Identity Theft	0	0	0	0
		Fraud - Impersonation	0	0	0	0
		Fraud - Welfare	0	0	0	0
		Fraud - Wire	0	0	0	0
		Motor Vehicle Theft	2	2	2	0
		Robbery	0	0	0	0
		Stolen Property Offenses	0	0	0	0
		Theft - Pocket-picking	1	1	1	0
		Theft - Purse Snatching	0	0	0	0
		Theft - Shoplifting	4	3	3	0
		Theft From Building	1	0	0	0
		Theft From Coin Machine	0	0	0	0
		Theft From Motor Vehicle	3	1	2	0
		Theft of Motor Vehicle Parts	1	0	0	0
		Theft - All Other Larceny	3	1	1	0
		<b>Crimes Against Society</b>				
		Animal Cruelty	0	0	0	0
		Drug/Narcotic Violations	24	22	22	0
		Drug/Narcotic Equipment Violations	16	16	15	0
		Gambling - Betting/Wagering	0	0	0	0
		Gambling - Operating/Promoting	0	0	0	0
		Gambling - Equipment Violations	0	0	0	0
		Gambling - Sports Tampering	0	0	0	0
		Pornography/Obscene Material	0	0	0	0
		Prostitution	0	0	0	0
		Prostitution Assisting/Promoting	0	0	0	0
		Purchasing Prostitution	0	0	0	0
		Weapon Law Violations	0	0	0	0
		<b>Total Group A Offenses</b>	<b>90</b>	<b>69</b>	<b>69</b>	<b>0</b>

Domestic Violence Victims		
Offense	Reported	Cleared
Murder	0	0
Aggravated Assault	3	3
Simple Assault	11	11
Intimidation	0	0
Stalking	0	0
Forcible Rape	0	0
Forcible Sodomy	0	0
Sexual Assault W/Object	0	0
Forcible Fondling	0	0
Incest	0	0
Statutory Rape	0	0
Kidnapping/Abduction	0	0
<b>Total</b>	<b>14</b>	<b>14</b>

TIBRS Group B Arrests		
Offense	Adult	Juvenile
Bad Checks	0	0
Curfew/Vagrancy	0	0
Disorderly Conduct	0	0
DUI	18	0
Drunkenness	14	0
Family-Non Violent	0	0
Liquor Law Violations	0	0
Peeping Tom	0	0
Trespass	1	0
All Other Offenses	0	0
<b>Total Group B</b>	<b>33</b>	<b>0</b>



# Munford Police Department - 2016

<b>2015 Population Estimate</b>	<b>6,108</b>
<b>Offense Overview</b>	
Offense Total	383
Number Cleared	153
Percent Cleared	39.95 %
Group A Crimes per 100,000 population	6,270.5
<b>Arrest Overview</b>	
Total Arrests	321
Adult Arrests	277
Juvenile Arrests	44
Unknown Age	0
Arrests per 100,000 population	5,255.4
Average number offenses/incident	1.19

Domestic Violence Victims		
Offense	Reported	Cleared
Murder	0	0
Aggravated Assault	10	4
Simple Assault	52	35
Intimidation	9	2
Stalking	0	0
Forcible Rape	1	0
Forcible Sodomy	0	0
Sexual Assault W/Object	0	0
Forcible Fondling	0	0
Incest	0	0
Statutory Rape	0	0
Kidnapping/Abduction	2	0
<b>Total</b>	<b>74</b>	<b>41</b>

TIBRS Group B Arrests		
Offense	Adult	Juvenile
Bad Checks	0	0
Curfew/Vagrancy	0	1
Disorderly Conduct	0	0
DUI	16	0
Drunkenness	6	0
Family-Non Violent	0	0
Liquor Law Violations	3	0
Peeping Tom	0	0
Trespass	3	0
All Other Offenses	144	20
<b>Total Group B</b>	<b>172</b>	<b>21</b>

TIBRS Group A Offenses	Offenses		Arrests	
	Reported	Cleared	Adult	Juvenile
<b>Crimes Against Persons</b>				
Murder	0	0	0	0
Negligent Manslaughter	0	0	0	0
Negligent Vehicular Manslaughter	0	0	0	0
Kidnapping/Abduction	2	0	0	0
Forcible Rape	1	0	0	0
Forcible Sodomy	0	0	0	0
Sexual Assault W/Object	0	0	0	0
Forcible Fondling	1	0	0	0
Incest	0	0	0	0
Statutory Rape	0	0	0	0
Aggravated Assault	15	7	4	3
Simple Assault	65	36	28	7
Intimidation	17	2	2	0
Stalking	1	0	0	0
Commercial Sex Acts	0	0	0	0
Involuntary Servitude	0	0	0	0
<b>Crimes Against Property</b>				
Arson	0	0	0	0
Bribery	0	0	0	0
Burglary	17	3	2	0
Counterfeiting/Forgery	4	1	1	0
Destruction/Damage/Vandalism	52	7	2	1
Embezzlement	1	1	1	0
Extortion/Blackmail	0	0	0	0
Fraud - Computer Hacking/Invasion	0	0	0	0
Fraud - Credit Card/ATM	13	2	1	1
Fraud - False Pretenses	2	1	0	0
Fraud - Identity Theft	1	0	0	0
Fraud - Impersonation	3	0	0	0
Fraud - Welfare	0	0	0	0
Fraud - Wire	5	0	0	0
Motor Vehicle Theft	4	0	0	0
Robbery	1	0	0	0
Stolen Property Offenses	0	0	0	0
Theft - Pocket-picking	0	0	0	0
Theft - Purse Snatching	0	0	0	0
Theft - Shoplifting	9	6	4	5
Theft From Building	18	0	0	0
Theft From Coin Machine	0	0	0	0
Theft From Motor Vehicle	17	0	0	0
Theft of Motor Vehicle Parts	1	0	0	0
Theft - All Other Larceny	36	1	1	0
<b>Crimes Against Society</b>				
Animal Cruelty	0	0	0	0
Drug/Narcotic Violations	54	47	46	6
Drug/Narcotic Equipment Violations	38	36	12	0
Gambling - Betting/Wagering	0	0	0	0
Gambling - Operating/Promoting	0	0	0	0
Gambling - Equipment Violations	0	0	0	0
Gambling - Sports Tampering	0	0	0	0
Pornography/Obscene Material	1	0	0	0
Prostitution	0	0	0	0
Prostitution Assisting/Promoting	0	0	0	0
Purchasing Prostitution	0	0	0	0
Weapon Law Violations	4	3	1	0
<b>Total Group A Offenses</b>	<b>383</b>	<b>153</b>	<b>105</b>	<b>23</b>



## Murfreesboro Police Department - 2016

<b>2015 Population Estimate</b>	<b>126,118</b>
<b>Offense Overview</b>	
Offense Total	12,428
Number Cleared	3,707
Percent Cleared	29.83 %
Group A Crimes per 100,000 population	9,854.3
<b>Arrest Overview</b>	
Total Arrests	4,122
Adult Arrests	3,839
Juvenile Arrests	283
Unknown Age	0
Arrests per 100,000 population	3,268.4
Average number offenses/incident	1.24

Domestic Violence Victims		
Offense	Reported	Cleared
Murder	1	0
Aggravated Assault	285	180
Simple Assault	1,265	418
Intimidation	1,569	79
Stalking	49	4
Forcible Rape	7	4
Forcible Sodomy	0	0
Sexual Assault W/Object	2	0
Forcible Fondling	6	2
Incest	1	0
Statutory Rape	0	0
Kidnapping/Abduction	23	16
<b>Total</b>	<b>3,208</b>	<b>703</b>

TIBRS Group B Arrests		
Offense	Adult	Juvenile
Bad Checks	0	0
Curfew/Vagrancy	0	7
Disorderly Conduct	27	2
DUI	480	3
Drunkenness	300	1
Family-Non Violent	3	0
Liquor Law Violations	54	3
Peeping Tom	0	0
Trespass	20	2
All Other Offenses	84	1
<b>Total Group B</b>	<b>968</b>	<b>19</b>

TIBRS Group A Offenses	Offenses		Arrests	
	Reported	Cleared	Adult	Juvenile
<b>Crimes Against Persons</b>				
Murder	6	2	2	0
Negligent Manslaughter	2	1	2	0
Negligent Vehicular Manslaughter	0	0	0	0
Kidnapping/Abduction	34	20	20	0
Forcible Rape	41	9	7	1
Forcible Sodomy	1	0	0	0
Sexual Assault W/Object	10	3	3	0
Forcible Fondling	32	7	3	0
Incest	1	0	0	0
Statutory Rape	5	3	2	0
Aggravated Assault	572	267	212	12
Simple Assault	1,750	497	365	44
Intimidation	1,849	91	24	3
Stalking	89	7	7	0
Commercial Sex Acts	0	0	0	0
Involuntary Servitude	0	0	0	0
<b>Crimes Against Property</b>				
Arson	8	0	0	0
Bribery	0	0	0	0
Burglary	601	38	24	12
Counterfeiting/Forgery	185	23	29	3
Destruction/Damage/Vandalism	1,007	101	29	1
Embezzlement	47	14	13	0
Extortion/Blackmail	4	1	0	0
Fraud - Computer Hacking/Invasion	0	0	0	0
Fraud - Credit Card/ATM	248	6	1	2
Fraud - False Pretenses	578	46	38	2
Fraud - Identity Theft	0	0	0	0
Fraud - Impersonation	183	105	82	7
Fraud - Welfare	0	0	0	0
Fraud - Wire	17	0	0	0
Motor Vehicle Theft	201	27	14	13
Robbery	149	21	19	3
Stolen Property Offenses	28	21	11	5
Theft - Pocket-picking	2	0	1	0
Theft - Purse Snatching	0	0	0	0
Theft - Shoplifting	900	547	591	103
Theft From Building	549	26	14	1
Theft From Coin Machine	6	0	0	0
Theft From Motor Vehicle	859	19	18	2
Theft of Motor Vehicle Parts	171	2	2	0
Theft - All Other Larceny	472	16	9	1
<b>Crimes Against Society</b>				
Animal Cruelty	0	0	0	0
Drug/Narcotic Violations	973	962	963	43
Drug/Narcotic Equipment Violations	736	724	320	1
Gambling - Betting/Wagering	0	0	0	0
Gambling - Operating/Promoting	0	0	0	0
Gambling - Equipment Violations	0	0	0	0
Gambling - Sports Tampering	0	0	0	0
Pornography/Obscene Material	11	4	2	0
Prostitution	12	11	8	0
Prostitution Assisting/Promoting	0	0	0	0
Purchasing Prostitution	0	0	0	0
Weapon Law Violations	89	86	36	5
<b>Total Group A Offenses</b>	<b>12,428</b>	<b>3,707</b>	<b>2,871</b>	<b>264</b>

Please check [www.tncrimeonline.com](http://www.tncrimeonline.com) for additional 2016 data.



## Nashville Metro Park Police - 2016

2015 Population Estimate	N/A	TIBRS Group A Offenses	Offenses		Arrests	
			Reported	Cleared	Adult	Juvenile
<b>Offense Overview</b>		<b>Crimes Against Persons</b>				
Offense Total	185	Murder	0	0	0	0
Number Cleared	39	Negligent Manslaughter	0	0	0	0
Percent Cleared	21.08 %	Negligent Vehicular Manslaughter	0	0	0	0
Group A Crimes per 100,000 population	N/A	Kidnapping/Abduction	0	0	0	0
		Forcible Rape	0	0	0	0
		Forcible Sodomy	1	0	0	0
		Sexual Assault W/Object	1	0	0	0
		Forcible Fondling	2	1	1	0
		Incest	0	0	0	0
		Statutory Rape	0	0	0	0
		Aggravated Assault	8	3	4	0
		Simple Assault	8	5	0	0
		Intimidation	4	3	1	0
		Stalking	0	0	1	0
		Commercial Sex Acts	0	0	0	0
		Involuntary Servitude	0	0	0	0
<b>Arrest Overview</b>		<b>Crimes Against Property</b>				
Total Arrests	81	Arson	1	1	0	0
Adult Arrests	78	Bribery	0	0	0	0
Juvenile Arrests	3	Burglary	7	0	0	0
Unknown Age	0	Counterfeiting/Forgery	0	0	0	0
Arrests per 100,000 population	N/A	Destruction/Damage/Vandalism	28	0	0	0
Average number offenses/incident	1.16	Embezzlement	0	0	0	0
		Extortion/Blackmail	0	0	0	0
		Fraud - Computer Hacking/Invasion	0	0	0	0
		Fraud - Credit Card/ATM	0	0	1	0
		Fraud - False Pretenses	1	0	0	0
		Fraud - Identity Theft	0	0	0	0
		Fraud - Impersonation	1	0	0	0
		Fraud - Welfare	0	0	0	0
		Fraud - Wire	0	0	0	0
		Motor Vehicle Theft	6	1	0	0
		Robbery	3	1	2	0
		Stolen Property Offenses	0	0	0	0
		Theft - Pocket-picking	0	0	0	0
		Theft - Purse Snatching	0	0	0	0
		Theft - Shoplifting	1	0	0	0
		Theft From Building	3	0	0	0
		Theft From Coin Machine	0	0	0	0
		Theft From Motor Vehicle	75	5	5	0
		Theft of Motor Vehicle Parts	2	0	0	0
		Theft - All Other Larceny	9	0	0	0
		<b>Crimes Against Society</b>				
		Animal Cruelty	0	0	0	0
		Drug/Narcotic Violations	11	9	5	0
		Drug/Narcotic Equipment Violations	13	10	9	1
		Gambling - Betting/Wagering	0	0	0	0
		Gambling - Operating/Promoting	0	0	0	0
		Gambling - Equipment Violations	0	0	0	0
		Gambling - Sports Tampering	0	0	0	0
		Pornography/Obscene Material	0	0	0	0
		Prostitution	0	0	0	0
		Prostitution Assisting/Promoting	0	0	0	0
		Purchasing Prostitution	0	0	0	0
		Weapon Law Violations	0	0	0	0
		<b>Total Group A Offenses</b>	<b>185</b>	<b>39</b>	<b>29</b>	<b>1</b>

Domestic Violence Victims		
Offense	Reported	Cleared
Murder	0	0
Aggravated Assault	3	3
Simple Assault	4	4
Intimidation	2	2
Stalking	0	0
Forcible Rape	0	0
Forcible Sodomy	0	0
Sexual Assault W/Object	0	0
Forcible Fondling	0	0
Incest	0	0
Statutory Rape	0	0
Kidnapping/Abduction	0	0
<b>Total</b>	<b>9</b>	<b>9</b>

TIBRS Group B Arrests		
Offense	Adult	Juvenile
Bad Checks	0	0
Curfew/Vagrancy	0	0
Disorderly Conduct	2	1
DUI	4	0
Drunkenness	5	0
Family-Non Violent	2	0
Liquor Law Violations	0	0
Peeping Tom	0	0
Trespass	6	0
All Other Offenses	30	1
<b>Total Group B</b>	<b>49</b>	<b>2</b>



# Nashville Metro Police Department - 2016

<b>2015 Population Estimate</b>	<b>678,889</b>
<b>Offense Overview</b>	
Offense Total	82,233
Number Cleared	35,402
Percent Cleared	43.05 %
Group A Crimes per 100,000 population	12,112.9
<b>Arrest Overview</b>	
Total Arrests	43,420
Adult Arrests	39,674
Juvenile Arrests	3,746
Unknown Age	0
Arrests per 100,000 population	6,395.7
Average number offenses/incident	1.23

Domestic Violence Victims		
Offense	Reported	Cleared
Murder	8	7
Aggravated Assault	1,577	1,362
Simple Assault	7,550	6,548
Intimidation	1,578	1,336
Stalking	99	84
Forcible Rape	74	39
Forcible Sodomy	22	8
Sexual Assault W/Object	15	7
Forcible Fondling	70	26
Incest	1	1
Statutory Rape	22	6
Kidnapping/Abduction	94	76
<b>Total</b>	<b>11,110</b>	<b>9,500</b>

TIBRS Group B Arrests		
Offense	Adult	Juvenile
Bad Checks	9	0
Curfew/Vagrancy	0	624
Disorderly Conduct	713	447
DUI	1,330	4
Drunkenness	2,558	3
Family-Non Violent	489	1
Liquor Law Violations	219	40
Peeping Tom	0	0
Trespass	2,632	101
All Other Offenses	9,845	246
<b>Total Group B</b>	<b>17,795</b>	<b>1,466</b>

TIBRS Group A Offenses	Offenses		Arrests	
	Reported	Cleared	Adult	Juvenile
<b>Crimes Against Persons</b>				
Murder	81	47	84	8
Negligent Manslaughter	1	1	1	0
Negligent Vehicular Manslaughter	0	0	0	0
Kidnapping/Abduction	183	95	106	3
Forcible Rape	334	79	7	0
Forcible Sodomy	91	21	0	0
Sexual Assault W/Object	50	17	2	0
Forcible Fondling	394	135	17	1
Incest	1	1	0	0
Statutory Rape	51	11	1	0
Aggravated Assault	4,901	2,511	3,726	365
Simple Assault	12,835	8,921	654	108
Intimidation	4,228	2,060	990	218
Stalking	182	104	82	2
Commercial Sex Acts	3	1	2	0
Involuntary Servitude	0	0	0	0
<b>Crimes Against Property</b>				
Arson	76	24	13	4
Bribery	2	1	1	0
Burglary	4,632	566	390	74
Counterfeiting/Forgery	813	158	107	8
Destruction/Damage/Vandalism	7,285	2,066	904	186
Embezzlement	545	167	0	0
Extortion/Blackmail	63	10	6	0
Fraud - Computer Hacking/Invasion	2	0	0	0
Fraud - Credit Card/ATM	1,734	25	20	0
Fraud - False Pretenses	2,157	209	135	11
Fraud - Identity Theft	33	2	2	0
Fraud - Impersonation	604	111	179	14
Fraud - Welfare	2	0	0	0
Fraud - Wire	106	3	0	0
Motor Vehicle Theft	1,789	145	93	30
Robbery	2,002	343	351	47
Stolen Property Offenses	6	4	1	0
Theft - Pocket-picking	113	11	0	0
Theft - Purse Snatching	78	6	0	0
Theft - Shoplifting	5,073	2,312	2,195	274
Theft From Building	3,803	687	0	0
Theft From Coin Machine	27	3	0	0
Theft From Motor Vehicle	5,565	303	137	50
Theft of Motor Vehicle Parts	1,703	22	0	0
Theft - All Other Larceny	2,435	313	1,137	100
<b>Crimes Against Society</b>				
Animal Cruelty	0	0	0	0
Drug/Narcotic Violations	8,668	7,104	6,040	496
Drug/Narcotic Equipment Violations	5,544	4,884	3,688	178
Gambling - Betting/Wagering	5	4	7	7
Gambling - Operating/Promoting	4	4	8	0
Gambling - Equipment Violations	60	53	31	10
Gambling - Sports Tampering	2	1	0	0
Pornography/Obscene Material	86	33	4	0
Prostitution	469	423	445	0
Prostitution Assisting/Promoting	16	13	18	0
Purchasing Prostitution	0	0	0	0
Weapon Law Violations	3,396	1,388	295	86
<b>Total Group A Offenses</b>	<b>82,233</b>	<b>35,402</b>	<b>21,879</b>	<b>2,280</b>





## New Johnsonville Police Department - 2016

<b>2015 Population Estimate</b>	<b>1,897</b>
<b>Offense Overview</b>	
Offense Total	77
Number Cleared	24
Percent Cleared	31.17 %
Group A Crimes per 100,000 population	4,059.0
<b>Arrest Overview</b>	
Total Arrests	33
Adult Arrests	32
Juvenile Arrests	1
Unknown Age	0
Arrests per 100,000 population	1,739.6
Average number offenses/incident	1.04

Domestic Violence Victims		
Offense	Reported	Cleared
Murder	0	0
Aggravated Assault	1	1
Simple Assault	9	6
Intimidation	3	0
Stalking	1	0
Forcible Rape	0	0
Forcible Sodomy	0	0
Sexual Assault W/Object	0	0
Forcible Fondling	0	0
Incest	0	0
Statutory Rape	0	0
Kidnapping/Abduction	0	0
<b>Total</b>	<b>14</b>	<b>7</b>

TIBRS Group B Arrests		
Offense	Adult	Juvenile
Bad Checks	0	0
Curfew/Vagrancy	0	0
Disorderly Conduct	0	0
DUI	4	0
Drunkenness	2	0
Family-Non Violent	1	0
Liquor Law Violations	0	0
Peeping Tom	0	0
Trespass	0	0
All Other Offenses	7	0
<b>Total Group B</b>	<b>14</b>	<b>0</b>

TIBRS Group A Offenses	Offenses		Arrests	
	Reported	Cleared	Adult	Juvenile
<b>Crimes Against Persons</b>				
Murder	0	0	0	0
Negligent Manslaughter	0	0	0	0
Negligent Vehicular Manslaughter	0	0	0	0
Kidnapping/Abduction	0	0	0	0
Forcible Rape	1	0	0	0
Forcible Sodomy	0	0	0	0
Sexual Assault W/Object	0	0	0	0
Forcible Fondling	0	0	0	0
Incest	0	0	0	0
Statutory Rape	0	0	0	0
Aggravated Assault	2	2	2	0
Simple Assault	16	10	7	1
Intimidation	4	0	0	0
Stalking	1	0	0	0
Commercial Sex Acts	0	0	0	0
Involuntary Servitude	0	0	0	0
<b>Crimes Against Property</b>				
Arson	0	0	0	0
Bribery	0	0	0	0
Burglary	11	1	1	0
Counterfeiting/Forgery	1	1	0	0
Destruction/Damage/Vandalism	19	0	0	0
Embezzlement	0	0	0	0
Extortion/Blackmail	0	0	0	0
Fraud - Computer Hacking/Invasion	0	0	0	0
Fraud - Credit Card/ATM	1	0	0	0
Fraud - False Pretenses	1	0	0	0
Fraud - Identity Theft	0	0	0	0
Fraud - Impersonation	1	1	1	0
Fraud - Welfare	0	0	0	0
Fraud - Wire	0	0	0	0
Motor Vehicle Theft	1	0	0	0
Robbery	0	0	0	0
Stolen Property Offenses	0	0	0	0
Theft - Pocket-picking	0	0	0	0
Theft - Purse Snatching	0	0	0	0
Theft - Shoplifting	1	1	1	0
Theft From Building	6	1	2	0
Theft From Coin Machine	0	0	0	0
Theft From Motor Vehicle	1	0	0	0
Theft of Motor Vehicle Parts	0	0	0	0
Theft - All Other Larceny	2	0	0	0
<b>Crimes Against Society</b>				
Animal Cruelty	0	0	0	0
Drug/Narcotic Violations	4	3	2	0
Drug/Narcotic Equipment Violations	2	2	1	0
Gambling - Betting/Wagering	0	0	0	0
Gambling - Operating/Promoting	0	0	0	0
Gambling - Equipment Violations	0	0	0	0
Gambling - Sports Tampering	0	0	0	0
Pornography/Obscene Material	0	0	0	0
Prostitution	0	0	0	0
Prostitution Assisting/Promoting	0	0	0	0
Purchasing Prostitution	0	0	0	0
Weapon Law Violations	2	2	1	0
<b>Total Group A Offenses</b>	<b>77</b>	<b>24</b>	<b>18</b>	<b>1</b>



## New Market Police Department - 2016

2015 Population Estimate	1,365	TIBRS Group A Offenses	Offenses		Arrests	
			Reported	Cleared	Adult	Juvenile
<b>Offense Overview</b>		<b>Crimes Against Persons</b>				
Offense Total	9	Murder	0	0	0	0
Number Cleared	2	Negligent Manslaughter	0	0	0	0
Percent Cleared	22.22 %	Negligent Vehicular Manslaughter	0	0	0	0
Group A Crimes per 100,000 population	659.3	Kidnapping/Abduction	0	0	0	0
		Forcible Rape	0	0	0	0
		Forcible Sodomy	0	0	0	0
		Sexual Assault W/Object	0	0	0	0
		Forcible Fondling	0	0	0	0
		Incest	0	0	0	0
		Statutory Rape	0	0	0	0
		Aggravated Assault	0	0	0	0
		Simple Assault	0	0	0	0
		Intimidation	0	0	0	0
		Stalking	0	0	0	0
		Commercial Sex Acts	0	0	0	0
		Involuntary Servitude	0	0	0	0
<b>Arrest Overview</b>		<b>Crimes Against Property</b>				
Total Arrests	9	Arson	0	0	0	0
Adult Arrests	9	Bribery	0	0	0	0
Juvenile Arrests	0	Burglary	0	0	0	0
Unknown Age	0	Counterfeiting/Forgery	0	0	0	0
Arrests per 100,000 population	659.3	Destruction/Damage/Vandalism	0	0	0	0
Average number offenses/incident	1.29	Embezzlement	0	0	0	0
		Extortion/Blackmail	0	0	0	0
		Fraud - Computer Hacking/Invasion	0	0	0	0
		Fraud - Credit Card/ATM	1	0	0	0
		Fraud - False Pretenses	0	0	0	0
		Fraud - Identity Theft	2	0	0	0
		Fraud - Impersonation	2	1	1	0
		Fraud - Welfare	0	0	0	0
		Fraud - Wire	0	0	0	0
		Motor Vehicle Theft	0	0	0	0
		Robbery	0	0	0	0
		Stolen Property Offenses	0	0	0	0
		Theft - Pocket-picking	0	0	0	0
		Theft - Purse Snatching	0	0	0	0
		Theft - Shoplifting	0	0	0	0
		Theft From Building	0	0	0	0
		Theft From Coin Machine	0	0	0	0
		Theft From Motor Vehicle	0	0	0	0
		Theft of Motor Vehicle Parts	1	1	1	0
		Theft - All Other Larceny	3	0	0	0
		<b>Crimes Against Society</b>				
		Animal Cruelty	0	0	0	0
		Drug/Narcotic Violations	0	0	0	0
		Drug/Narcotic Equipment Violations	0	0	0	0
		Gambling - Betting/Wagering	0	0	0	0
		Gambling - Operating/Promoting	0	0	0	0
		Gambling - Equipment Violations	0	0	0	0
		Gambling - Sports Tampering	0	0	0	0
		Pornography/Obscene Material	0	0	0	0
		Prostitution	0	0	0	0
		Prostitution Assisting/Promoting	0	0	0	0
		Purchasing Prostitution	0	0	0	0
		Weapon Law Violations	0	0	0	0
		<b>Total Group A Offenses</b>	<b>9</b>	<b>2</b>	<b>2</b>	<b>0</b>

Domestic Violence Victims		
Offense	Reported	Cleared
Murder	0	0
Aggravated Assault	0	0
Simple Assault	0	0
Intimidation	0	0
Stalking	0	0
Forcible Rape	0	0
Forcible Sodomy	0	0
Sexual Assault W/Object	0	0
Forcible Fondling	0	0
Incest	0	0
Statutory Rape	0	0
Kidnapping/Abduction	0	0
<b>Total</b>	<b>0</b>	<b>0</b>

TIBRS Group B Arrests		
Offense	Adult	Juvenile
Bad Checks	0	0
Curfew/Vagrancy	0	0
Disorderly Conduct	0	0
DUI	6	0
Drunkenness	0	0
Family-Non Violent	0	0
Liquor Law Violations	0	0
Peeping Tom	0	0
Trespass	0	0
All Other Offenses	1	0
<b>Total Group B</b>	<b>7</b>	<b>0</b>



## New Tazewell Police Department - 2016

2015 Population Estimate	2,957	TIBRS Group A Offenses	Offenses		Arrests	
			Reported	Cleared	Adult	Juvenile
<b>Offense Overview</b>		<b>Crimes Against Persons</b>				
Offense Total	191	Murder	0	0	0	0
Number Cleared	160	Negligent Manslaughter	0	0	0	0
Percent Cleared	83.77 %	Negligent Vehicular Manslaughter	0	0	0	0
Group A Crimes per 100,000 population	6,459.2	Kidnapping/Abduction	0	0	0	0
		Forcible Rape	0	0	0	0
		Forcible Sodomy	0	0	0	0
		Sexual Assault W/Object	0	0	0	0
		Forcible Fondling	2	1	1	0
		Incest	0	0	0	0
		Statutory Rape	0	0	0	0
		Aggravated Assault	5	5	4	1
		Simple Assault	14	14	13	0
		Intimidation	0	0	0	0
		Stalking	0	0	0	0
		Commercial Sex Acts	0	0	0	0
		Involuntary Servitude	0	0	0	0
		<b>Crimes Against Property</b>				
		Arson	1	1	1	0
		Bribery	0	0	0	0
		Burglary	9	3	2	0
		Counterfeiting/Forgery	1	1	1	0
		Destruction/Damage/Vandalism	13	4	1	1
		Embezzlement	1	1	1	0
		Extortion/Blackmail	0	0	0	0
		Fraud - Computer Hacking/Invasion	0	0	0	0
		Fraud - Credit Card/ATM	0	0	0	0
		Fraud - False Pretenses	1	0	0	0
		Fraud - Identity Theft	0	0	0	0
		Fraud - Impersonation	1	0	0	0
		Fraud - Welfare	0	0	0	0
		Fraud - Wire	0	0	0	0
		Motor Vehicle Theft	3	1	1	0
		Robbery	0	0	0	0
		Stolen Property Offenses	0	0	0	0
		Theft - Pocket-picking	0	0	0	0
		Theft - Purse Snatching	0	0	0	0
		Theft - Shoplifting	62	62	58	0
		Theft From Building	2	2	2	0
		Theft From Coin Machine	0	0	0	0
		Theft From Motor Vehicle	1	0	0	0
		Theft of Motor Vehicle Parts	0	0	0	0
		Theft - All Other Larceny	12	2	2	0
		<b>Crimes Against Society</b>				
		Animal Cruelty	0	0	0	0
		Drug/Narcotic Violations	42	42	38	1
		Drug/Narcotic Equipment Violations	16	16	7	0
		Gambling - Betting/Wagering	0	0	0	0
		Gambling - Operating/Promoting	0	0	0	0
		Gambling - Equipment Violations	0	0	0	0
		Gambling - Sports Tampering	0	0	0	0
		Pornography/Obscene Material	0	0	0	0
		Prostitution	0	0	0	0
		Prostitution Assisting/Promoting	0	0	0	0
		Purchasing Prostitution	0	0	0	0
		Weapon Law Violations	5	5	3	0
		<b>Total Group A Offenses</b>	<b>191</b>	<b>160</b>	<b>135</b>	<b>3</b>

Domestic Violence Victims		
Offense	Reported	Cleared
Murder	0	0
Aggravated Assault	2	2
Simple Assault	10	10
Intimidation	0	0
Stalking	0	0
Forcible Rape	0	0
Forcible Sodomy	0	0
Sexual Assault W/Object	0	0
Forcible Fondling	0	0
Incest	0	0
Statutory Rape	0	0
Kidnapping/Abduction	0	0
<b>Total</b>	<b>12</b>	<b>12</b>

TIBRS Group B Arrests		
Offense	Adult	Juvenile
Bad Checks	0	0
Curfew/Vagrancy	0	0
Disorderly Conduct	9	0
DUI	9	0
Drunkenness	17	0
Family-Non Violent	0	0
Liquor Law Violations	0	0
Peeping Tom	0	0
Trespass	11	0
All Other Offenses	15	0
<b>Total Group B</b>	<b>61</b>	<b>0</b>



## Newbern Police Department - 2016

<b>2015 Population Estimate</b>	<b>3,336</b>
<b>Offense Overview</b>	
Offense Total	206
Number Cleared	84
Percent Cleared	40.78 %
Group A Crimes per 100,000 population	6,175.1
<b>Arrest Overview</b>	
Total Arrests	158
Adult Arrests	149
Juvenile Arrests	9
Unknown Age	0
Arrests per 100,000 population	4,736.2
Average number offenses/incident	1.18

Domestic Violence Victims		
Offense	Reported	Cleared
Murder	0	0
Aggravated Assault	14	14
Simple Assault	23	18
Intimidation	5	5
Stalking	0	0
Forcible Rape	0	0
Forcible Sodomy	0	0
Sexual Assault W/Object	0	0
Forcible Fondling	0	0
Incest	0	0
Statutory Rape	0	0
Kidnapping/Abduction	0	0
<b>Total</b>	<b>42</b>	<b>37</b>

TIBRS Group B Arrests		
Offense	Adult	Juvenile
Bad Checks	19	0
Curfew/Vagrancy	0	0
Disorderly Conduct	5	2
DUI	9	0
Drunkenness	7	0
Family-Non Violent	0	0
Liquor Law Violations	0	0
Peeping Tom	0	0
Trespass	6	0
All Other Offenses	42	0
<b>Total Group B</b>	<b>88</b>	<b>2</b>

TIBRS Group A Offenses	Offenses		Arrests	
	Reported	Cleared	Adult	Juvenile
<b>Crimes Against Persons</b>				
Murder	0	0	0	0
Negligent Manslaughter	0	0	0	0
Negligent Vehicular Manslaughter	0	0	0	0
Kidnapping/Abduction	0	0	0	0
Forcible Rape	0	0	0	0
Forcible Sodomy	0	0	0	0
Sexual Assault W/Object	0	0	0	0
Forcible Fondling	0	0	0	0
Incest	0	0	0	0
Statutory Rape	0	0	0	0
Aggravated Assault	22	16	13	1
Simple Assault	31	22	16	4
Intimidation	11	7	5	0
Stalking	0	0	0	0
Commercial Sex Acts	0	0	0	0
Involuntary Servitude	0	0	0	0
<b>Crimes Against Property</b>				
Arson	0	0	0	0
Bribery	0	0	0	0
Burglary	12	1	2	0
Counterfeiting/Forgery	6	1	1	0
Destruction/Damage/Vandalism	36	8	0	2
Embezzlement	1	0	0	0
Extortion/Blackmail	0	0	0	0
Fraud - Computer Hacking/Invasion	0	0	0	0
Fraud - Credit Card/ATM	1	0	0	0
Fraud - False Pretenses	3	1	0	0
Fraud - Identity Theft	0	0	0	0
Fraud - Impersonation	1	1	1	0
Fraud - Welfare	0	0	0	0
Fraud - Wire	0	0	0	0
Motor Vehicle Theft	3	1	1	0
Robbery	1	1	2	0
Stolen Property Offenses	1	0	0	0
Theft - Pocket-picking	1	0	0	0
Theft - Purse Snatching	0	0	0	0
Theft - Shoplifting	3	2	1	0
Theft From Building	16	6	5	0
Theft From Coin Machine	0	0	0	0
Theft From Motor Vehicle	15	0	0	0
Theft of Motor Vehicle Parts	3	0	0	0
Theft - All Other Larceny	26	4	5	0
<b>Crimes Against Society</b>				
Animal Cruelty	0	0	0	0
Drug/Narcotic Violations	7	7	7	0
Drug/Narcotic Equipment Violations	5	5	1	0
Gambling - Betting/Wagering	0	0	0	0
Gambling - Operating/Promoting	0	0	0	0
Gambling - Equipment Violations	0	0	0	0
Gambling - Sports Tampering	0	0	0	0
Pornography/Obscene Material	0	0	0	0
Prostitution	0	0	0	0
Prostitution Assisting/Promoting	0	0	0	0
Purchasing Prostitution	0	0	0	0
Weapon Law Violations	1	1	1	0
<b>Total Group A Offenses</b>	<b>206</b>	<b>84</b>	<b>61</b>	<b>7</b>

Please check [www.tncrimeonline.com](http://www.tncrimeonline.com) for additional 2016 data.



## Newport Police Department - 2016

		Offenses		Arrests		
		Reported	Cleared	Adult	Juvenile	
<b>2015 Population Estimate</b>	<b>6,834</b>	<b>TIBRS Group A Offenses</b>				
<b>Offense Overview</b>		<b>Crimes Against Persons</b>				
Offense Total	1,577	Murder	0	0	0	0
Number Cleared	944	Negligent Manslaughter	0	0	0	0
Percent Cleared	59.86 %	Negligent Vehicular Manslaughter	0	0	0	0
Group A Crimes per 100,000 population	23,075.8	Kidnapping/Abduction	8	8	2	0
		Forcible Rape	3	1	0	0
		Forcible Sodomy	2	2	0	0
		Sexual Assault W/Object	0	0	0	0
		Forcible Fondling	6	2	1	0
		Incest	1	1	1	0
		Statutory Rape	2	2	2	0
		Aggravated Assault	85	67	45	1
		Simple Assault	135	93	82	3
		Intimidation	105	21	17	0
		Stalking	8	2	2	0
		Commercial Sex Acts	0	0	0	0
		Involuntary Servitude	0	0	0	0
		<b>Crimes Against Property</b>				
		Arson	3	1	1	0
		Bribery	0	0	0	0
		Burglary	71	14	8	2
		Counterfeiting/Forgery	19	7	5	0
		Destruction/Damage/Vandalism	96	27	14	1
		Embezzlement	3	3	3	0
		Extortion/Blackmail	1	0	0	0
		Fraud - Computer Hacking/Invasion	0	0	0	0
		Fraud - Credit Card/ATM	29	11	10	0
		Fraud - False Pretenses	50	36	34	1
		Fraud - Identity Theft	1	0	0	0
		Fraud - Impersonation	18	15	12	0
		Fraud - Welfare	0	0	0	0
		Fraud - Wire	2	1	1	0
		Motor Vehicle Theft	37	15	16	0
		Robbery	6	5	4	0
		Stolen Property Offenses	0	0	0	0
		Theft - Pocket-picking	0	0	0	0
		Theft - Purse Snatching	1	0	0	0
		Theft - Shoplifting	215	169	172	10
		Theft From Building	158	39	28	1
		Theft From Coin Machine	3	2	2	0
		Theft From Motor Vehicle	74	9	2	0
		Theft of Motor Vehicle Parts	20	3	4	0
		Theft - All Other Larceny	29	6	5	0
		<b>Crimes Against Society</b>				
		Animal Cruelty	4	4	4	0
		Drug/Narcotic Violations	188	187	179	1
		Drug/Narcotic Equipment Violations	176	175	65	1
		Gambling - Betting/Wagering	0	0	0	0
		Gambling - Operating/Promoting	0	0	0	0
		Gambling - Equipment Violations	0	0	0	0
		Gambling - Sports Tampering	0	0	0	0
		Pornography/Obscene Material	1	0	0	0
		Prostitution	1	0	0	0
		Prostitution Assisting/Promoting	0	0	0	0
		Purchasing Prostitution	0	0	0	0
		Weapon Law Violations	16	16	5	0
		<b>Total Group A Offenses</b>	<b>1,577</b>	<b>944</b>	<b>726</b>	<b>21</b>

<b>Domestic Violence Victims</b>		
Offense	Reported	Cleared
Murder	0	0
Aggravated Assault	37	33
Simple Assault	84	65
Intimidation	44	8
Stalking	5	2
Forcible Rape	1	1
Forcible Sodomy	2	2
Sexual Assault W/Object	0	0
Forcible Fondling	1	0
Incest	1	1
Statutory Rape	0	0
Kidnapping/Abduction	5	5
<b>Total</b>	<b>180</b>	<b>117</b>

<b>TIBRS Group B Arrests</b>		
Offense	Adult	Juvenile
Bad Checks	4	0
Curfew/Vagrancy	2	1
Disorderly Conduct	41	2
DUI	138	0
Drunkenness	84	1
Family-Non Violent	4	0
Liquor Law Violations	11	3
Peeping Tom	0	0
Trespass	14	0
All Other Offenses	291	5
<b>Total Group B</b>	<b>589</b>	<b>12</b>

Please check [www.tncrimeonline.com](http://www.tncrimeonline.com) for additional 2016 data.



## Niota Police Department - 2016

2015 Population Estimate	718	TIBRS Group A Offenses	Offenses		Arrests	
			Reported	Cleared	Adult	Juvenile
<b>Offense Overview</b>		<b>Crimes Against Persons</b>				
Offense Total	108	Murder	0	0	0	0
Number Cleared	24	Negligent Manslaughter	0	0	0	0
Percent Cleared	22.22 %	Negligent Vehicular Manslaughter	0	0	0	0
Group A Crimes per 100,000 population	15,041.8	Kidnapping/Abduction	0	0	0	0
		Forcible Rape	0	0	0	0
		Forcible Sodomy	0	0	0	0
		Sexual Assault W/Object	0	0	0	0
		Forcible Fondling	0	0	0	0
		Incest	0	0	0	0
		Statutory Rape	0	0	0	0
		Aggravated Assault	4	3	3	0
		Simple Assault	16	1	1	0
		Intimidation	1	0	0	0
		Stalking	0	0	0	0
		Commercial Sex Acts	0	0	0	0
		Involuntary Servitude	0	0	0	0
		<b>Crimes Against Property</b>				
		Arson	1	0	0	0
		Bribery	0	0	0	0
		Burglary	5	1	0	0
		Counterfeiting/Forgery	6	2	2	0
		Destruction/Damage/Vandalism	8	0	0	0
		Embezzlement	1	0	0	0
		Extortion/Blackmail	0	0	0	0
		Fraud - Computer Hacking/Invasion	0	0	0	0
		Fraud - Credit Card/ATM	2	0	0	0
		Fraud - False Pretenses	5	0	0	0
		Fraud - Identity Theft	0	0	0	0
		Fraud - Impersonation	1	1	1	0
		Fraud - Welfare	0	0	0	0
		Fraud - Wire	0	0	0	0
		Motor Vehicle Theft	3	0	0	0
		Robbery	1	0	0	0
		Stolen Property Offenses	1	0	0	0
		Theft - Pocket-picking	0	0	0	0
		Theft - Purse Snatching	0	0	0	0
		Theft - Shoplifting	5	0	0	0
		Theft From Building	7	0	0	0
		Theft From Coin Machine	0	0	0	0
		Theft From Motor Vehicle	2	0	0	0
		Theft of Motor Vehicle Parts	1	0	0	0
		Theft - All Other Larceny	14	2	2	0
		<b>Crimes Against Society</b>				
		Animal Cruelty	0	0	0	0
		Drug/Narcotic Violations	13	8	6	0
		Drug/Narcotic Equipment Violations	10	6	4	0
		Gambling - Betting/Wagering	0	0	0	0
		Gambling - Operating/Promoting	0	0	0	0
		Gambling - Equipment Violations	0	0	0	0
		Gambling - Sports Tampering	0	0	0	0
		Pornography/Obscene Material	0	0	0	0
		Prostitution	0	0	0	0
		Prostitution Assisting/Promoting	0	0	0	0
		Purchasing Prostitution	0	0	0	0
		Weapon Law Violations	1	0	0	0
		<b>Total Group A Offenses</b>	<b>108</b>	<b>24</b>	<b>19</b>	<b>0</b>
<b>Arrest Overview</b>						
Total Arrests	93					
Adult Arrests	92					
Juvenile Arrests	1					
Unknown Age	0					
Arrests per 100,000 population	12,952.6					
Average number offenses/incident	1.16					

Domestic Violence Victims		
Offense	Reported	Cleared
Murder	0	0
Aggravated Assault	3	3
Simple Assault	7	0
Intimidation	0	0
Stalking	0	0
Forcible Rape	0	0
Forcible Sodomy	0	0
Sexual Assault W/Object	0	0
Forcible Fondling	0	0
Incest	0	0
Statutory Rape	0	0
Kidnapping/Abduction	0	0
<b>Total</b>	<b>10</b>	<b>3</b>

TIBRS Group B Arrests		
Offense	Adult	Juvenile
Bad Checks	0	0
Curfew/Vagrancy	0	0
Disorderly Conduct	0	0
DUI	1	0
Drunkenness	1	0
Family-Non Violent	0	0
Liquor Law Violations	1	0
Peeping Tom	0	0
Trespass	1	0
All Other Offenses	69	1
<b>Total Group B</b>	<b>73</b>	<b>1</b>



# Nolensville Police Department - 2016

<b>2015 Population Estimate</b>	<b>6,939</b>
<b>Offense Overview</b>	
Offense Total	278
Number Cleared	37
Percent Cleared	13.31 %
Group A Crimes per 100,000 population	4,006.3
<b>Arrest Overview</b>	
Total Arrests	53
Adult Arrests	26
Juvenile Arrests	27
Unknown Age	0
Arrests per 100,000 population	763.8
Average number offenses/incident	1.13

<b>Domestic Violence Victims</b>		
Offense	Reported	Cleared
Murder	0	0
Aggravated Assault	4	3
Simple Assault	14	7
Intimidation	4	0
Stalking	0	0
Forcible Rape	0	0
Forcible Sodomy	0	0
Sexual Assault W/Object	0	0
Forcible Fondling	1	0
Incest	0	0
Statutory Rape	0	0
Kidnapping/Abduction	0	0
<b>Total</b>	<b>23</b>	<b>10</b>

<b>TIBRS Group B Arrests</b>		
Offense	Adult	Juvenile
Bad Checks	0	0
Curfew/Vagrancy	0	0
Disorderly Conduct	0	0
DUI	6	0
Drunkenness	0	0
Family-Non Violent	0	1
Liquor Law Violations	1	1
Peeping Tom	0	0
Trespass	0	0
All Other Offenses	1	17
<b>Total Group B</b>	<b>8</b>	<b>19</b>

TIBRS Group A Offenses	Offenses		Arrests	
	Reported	Cleared	Adult	Juvenile
<b>Crimes Against Persons</b>				
Murder	0	0	0	0
Negligent Manslaughter	0	0	0	0
Negligent Vehicular Manslaughter	0	0	0	0
Kidnapping/Abduction	0	0	0	0
Forcible Rape	0	0	0	0
Forcible Sodomy	0	0	0	0
Sexual Assault W/Object	0	0	0	0
Forcible Fondling	2	0	0	0
Incest	0	0	0	0
Statutory Rape	0	0	0	0
Aggravated Assault	12	10	6	0
Simple Assault	21	10	2	5
Intimidation	19	2	0	0
Stalking	0	0	0	0
Commercial Sex Acts	0	0	0	0
Involuntary Servitude	0	0	0	0
<b>Crimes Against Property</b>				
Arson	0	0	0	0
Bribery	0	0	0	0
Burglary	22	0	0	0
Counterfeiting/Forgery	3	0	0	0
Destruction/Damage/Vandalism	50	2	1	1
Embezzlement	2	2	1	0
Extortion/Blackmail	2	0	0	0
Fraud - Computer Hacking/Invasion	0	0	0	0
Fraud - Credit Card/ATM	7	0	0	0
Fraud - False Pretenses	19	0	0	0
Fraud - Identity Theft	7	0	0	0
Fraud - Impersonation	13	0	0	0
Fraud - Welfare	0	0	0	0
Fraud - Wire	5	0	0	0
Motor Vehicle Theft	3	1	0	1
Robbery	0	0	0	0
Stolen Property Offenses	1	1	1	0
Theft - Pocket-picking	0	0	0	0
Theft - Purse Snatching	0	0	0	0
Theft - Shoplifting	6	1	1	1
Theft From Building	8	0	0	0
Theft From Coin Machine	0	0	0	0
Theft From Motor Vehicle	40	1	1	0
Theft of Motor Vehicle Parts	5	0	0	0
Theft - All Other Larceny	22	0	0	0
<b>Crimes Against Society</b>				
Animal Cruelty	0	0	0	0
Drug/Narcotic Violations	6	4	4	0
Drug/Narcotic Equipment Violations	2	2	0	0
Gambling - Betting/Wagering	0	0	0	0
Gambling - Operating/Promoting	0	0	0	0
Gambling - Equipment Violations	0	0	0	0
Gambling - Sports Tampering	0	0	0	0
Pornography/Obscene Material	0	0	0	0
Prostitution	0	0	0	0
Prostitution Assisting/Promoting	0	0	0	0
Purchasing Prostitution	0	0	0	0
Weapon Law Violations	1	1	1	0
<b>Total Group A Offenses</b>	<b>278</b>	<b>37</b>	<b>18</b>	<b>8</b>



# Norris Police Department - 2016

		1,651				Offenses		Arrests	
				Reported	Cleared	Adult	Juvenile		
<b>2015 Population Estimate</b>		<b>1,651</b>		<b>TIBRS Group A Offenses</b>					
<b>Offense Overview</b>				<b>Crimes Against Persons</b>					
Offense Total	27	Murder		0	0	0	0		
Number Cleared	5	Negligent Manslaughter		0	0	0	0		
Percent Cleared	18.52 %	Negligent Vehicular Manslaughter		0	0	0	0		
Group A Crimes per 100,000 population	1,635.4	Kidnapping/Abduction		0	0	0	0		
		Forcible Rape		1	0	0	0		
		Forcible Sodomy		0	0	0	0		
		Sexual Assault W/Object		0	0	0	0		
		Forcible Fondling		1	0	0	0		
		Incest		0	0	0	0		
		Statutory Rape		0	0	0	0		
		Aggravated Assault		2	1	1	0		
		Simple Assault		1	1	1	0		
		Intimidation		0	0	0	0		
		Stalking		0	0	0	0		
		Commercial Sex Acts		0	0	0	0		
		Involuntary Servitude		0	0	0	0		
		<b>Arrest Overview</b>		<b>Crimes Against Property</b>					
Total Arrests	10	Arson		0	0	0	0		
Adult Arrests	10	Bribery		0	0	0	0		
Juvenile Arrests	0	Burglary		3	0	0	0		
Unknown Age	0	Counterfeiting/Forgery		0	0	0	0		
Arrests per 100,000 population	605.7	Destruction/Damage/Vandalism		2	0	0	0		
Average number offenses/incident	1.00	Embezzlement		0	0	0	0		
		Extortion/Blackmail		0	0	0	0		
		Fraud - Computer Hacking/Invasion		0	0	0	0		
		Fraud - Credit Card/ATM		1	0	0	0		
		Fraud - False Pretenses		0	0	0	0		
		Fraud - Identity Theft		0	0	0	0		
		Fraud - Impersonation		1	0	0	0		
		Fraud - Welfare		0	0	0	0		
		Fraud - Wire		0	0	0	0		
		Motor Vehicle Theft		1	0	0	0		
		Robbery		0	0	0	0		
		Stolen Property Offenses		0	0	0	0		
		Theft - Pocket-picking		0	0	0	0		
		Theft - Purse Snatching		0	0	0	0		
		Theft - Shoplifting		1	1	2	0		
		Theft From Building		1	0	0	0		
		Theft From Coin Machine		0	0	0	0		
		Theft From Motor Vehicle		4	0	0	0		
		Theft of Motor Vehicle Parts		0	0	0	0		
		Theft - All Other Larceny		6	0	0	0		
		<b>Domestic Violence Victims</b>		<b>Crimes Against Society</b>					
		Offense	Reported	Cleared	Animal Cruelty	0	0	0	0
		Murder	0	0	Drug/Narcotic Violations	1	1	1	0
		Aggravated Assault	1	1	Drug/Narcotic Equipment Violations	0	0	0	0
		Simple Assault	1	1	Gambling - Betting/Wagering	0	0	0	0
		Intimidation	0	0	Gambling - Operating/Promoting	0	0	0	0
		Stalking	0	0	Gambling - Equipment Violations	0	0	0	0
		Forcible Rape	0	0	Gambling - Sports Tampering	0	0	0	0
		Forcible Sodomy	0	0	Pornography/Obscene Material	0	0	0	0
		Sexual Assault W/Object	0	0	Prostitution	0	0	0	0
		Forcible Fondling	0	0	Prostitution Assisting/Promoting	0	0	0	0
		Incest	0	0	Purchasing Prostitution	0	0	0	0
		Statutory Rape	0	0	Weapon Law Violations	1	1	1	0
		Kidnapping/Abduction	0	0					
		<b>Total</b>	<b>2</b>	<b>2</b>	<b>Total Group A Offenses</b>	<b>27</b>	<b>5</b>	<b>6</b>	<b>0</b>
		<b>TIBRS Group B Arrests</b>		<b>Crimes Against Society</b>					
		Offense	Adult	Juvenile	Animal Cruelty	0	0	0	0
		Bad Checks	0	0	Drug/Narcotic Violations	1	1	1	0
		Curfew/Vagrancy	0	0	Drug/Narcotic Equipment Violations	0	0	0	0
		Disorderly Conduct	1	0	Gambling - Betting/Wagering	0	0	0	0
		DUI	0	0	Gambling - Operating/Promoting	0	0	0	0
		Drunkenness	2	0	Gambling - Equipment Violations	0	0	0	0
		Family-Non Violent	0	0	Gambling - Sports Tampering	0	0	0	0
		Liquor Law Violations	0	0	Pornography/Obscene Material	0	0	0	0
		Peeping Tom	0	0	Prostitution	0	0	0	0
		Trespass	0	0	Prostitution Assisting/Promoting	0	0	0	0
		All Other Offenses	1	0	Purchasing Prostitution	0	0	0	0
		<b>Total Group B</b>	<b>4</b>	<b>0</b>	Weapon Law Violations	1	1	1	0
					<b>Total Group A Offenses</b>	<b>27</b>	<b>5</b>	<b>6</b>	<b>0</b>





## Oak Ridge Police Department - 2016

2015 Population Estimate	29,302	TIBRS Group A Offenses	Offenses		Arrests	
			Reported	Cleared	Adult	Juvenile
<b>Offense Overview</b>		<b>Crimes Against Persons</b>				
Offense Total	2,200	Murder	1	0	0	0
Number Cleared	985	Negligent Manslaughter	1	0	0	0
Percent Cleared	44.77 %	Negligent Vehicular Manslaughter	0	0	0	0
Group A Crimes per 100,000 population	7,508.0	Kidnapping/Abduction	8	4	3	0
		Forcible Rape	19	0	0	0
		Forcible Sodomy	1	0	0	0
		Sexual Assault W/Object	0	0	0	0
		Forcible Fondling	21	2	1	0
		Incest	0	0	0	0
		Statutory Rape	2	1	1	0
		Aggravated Assault	151	112	63	12
		Simple Assault	262	147	110	16
		Intimidation	28	10	7	1
		Stalking	3	0	0	0
		Commercial Sex Acts	0	0	0	0
		Involuntary Servitude	0	0	0	0
		<b>Crimes Against Property</b>				
		Arson	4	1	0	2
		Bribery	0	0	0	0
		Burglary	180	33	23	0
		Counterfeiting/Forgery	64	19	19	0
		Destruction/Damage/Vandalism	192	40	16	7
		Embezzlement	8	5	5	0
		Extortion/Blackmail	1	0	0	0
		Fraud - Computer Hacking/Invasion	0	0	0	0
		Fraud - Credit Card/ATM	47	8	3	3
		Fraud - False Pretenses	65	10	3	0
		Fraud - Identity Theft	1	0	0	0
		Fraud - Impersonation	30	9	10	0
		Fraud - Welfare	0	0	0	0
		Fraud - Wire	2	0	0	0
		Motor Vehicle Theft	66	10	4	0
		Robbery	15	7	10	4
		Stolen Property Offenses	11	9	6	0
		Theft - Pocket-picking	2	0	0	0
		Theft - Purse Snatching	0	0	0	0
		Theft - Shoplifting	173	132	138	5
		Theft From Building	177	48	40	3
		Theft From Coin Machine	0	0	0	0
		Theft From Motor Vehicle	111	16	13	1
		Theft of Motor Vehicle Parts	32	1	1	0
		Theft - All Other Larceny	157	23	21	2
		<b>Crimes Against Society</b>				
		Animal Cruelty	0	0	0	0
		Drug/Narcotic Violations	185	174	142	13
		Drug/Narcotic Equipment Violations	152	142	68	2
		Gambling - Betting/Wagering	0	0	0	0
		Gambling - Operating/Promoting	0	0	0	0
		Gambling - Equipment Violations	0	0	0	0
		Gambling - Sports Tampering	0	0	0	0
		Pornography/Obscene Material	4	0	0	0
		Prostitution	3	1	1	0
		Prostitution Assisting/Promoting	0	0	0	0
		Purchasing Prostitution	0	0	0	0
		Weapon Law Violations	21	21	5	3
		<b>Total Group A Offenses</b>	<b>2,200</b>	<b>985</b>	<b>713</b>	<b>74</b>

Arrest Overview	
Total Arrests	1,180
Adult Arrests	1,032
Juvenile Arrests	148
Unknown Age	36
Arrests per 100,000 population	4,027.0
Average number offenses/incident	1.19

Domestic Violence Victims		
Offense	Reported	Cleared
Murder	0	0
Aggravated Assault	51	44
Simple Assault	169	112
Intimidation	12	6
Stalking	2	0
Forcible Rape	5	0
Forcible Sodomy	1	0
Sexual Assault W/Object	0	0
Forcible Fondling	5	1
Incest	0	0
Statutory Rape	1	1
Kidnapping/Abduction	6	4
<b>Total</b>	<b>252</b>	<b>168</b>

TIBRS Group B Arrests		
Offense	Adult	Juvenile
Bad Checks	0	0
Curfew/Vagrancy	0	0
Disorderly Conduct	15	11
DUI	95	0
Drunkenness	116	0
Family-Non Violent	1	0
Liquor Law Violations	3	1
Peeping Tom	0	0
Trespass	27	0
All Other Offenses	62	62
<b>Total Group B</b>	<b>319</b>	<b>74</b>



# Oakland Police Department - 2016

<b>2015 Population Estimate</b>	<b>7,488</b>
<b>Offense Overview</b>	
Offense Total	180
Number Cleared	72
Percent Cleared	40.00 %
Group A Crimes per 100,000 population	2,403.8
<b>Arrest Overview</b>	
Total Arrests	110
Adult Arrests	96
Juvenile Arrests	14
Unknown Age	0
Arrests per 100,000 population	1,469.0
Average number offenses/incident	1.10

Domestic Violence Victims		
Offense	Reported	Cleared
Murder	0	0
Aggravated Assault	2	2
Simple Assault	10	6
Intimidation	2	1
Stalking	0	0
Forcible Rape	0	0
Forcible Sodomy	0	0
Sexual Assault W/Object	0	0
Forcible Fondling	1	0
Incest	0	0
Statutory Rape	0	0
Kidnapping/Abduction	0	0
<b>Total</b>	<b>15</b>	<b>9</b>

TIBRS Group B Arrests		
Offense	Adult	Juvenile
Bad Checks	0	0
Curfew/Vagrancy	0	0
Disorderly Conduct	6	0
DUI	24	0
Drunkenness	3	0
Family-Non Violent	0	0
Liquor Law Violations	1	0
Peeping Tom	0	0
Trespass	0	0
All Other Offenses	4	0
<b>Total Group B</b>	<b>38</b>	<b>0</b>

TIBRS Group A Offenses	Offenses		Arrests	
	Reported	Cleared	Adult	Juvenile
<b>Crimes Against Persons</b>				
Murder	0	0	0	0
Negligent Manslaughter	0	0	0	0
Negligent Vehicular Manslaughter	0	0	0	0
Kidnapping/Abduction	0	0	0	0
Forcible Rape	0	0	0	0
Forcible Sodomy	0	0	0	0
Sexual Assault W/Object	0	0	0	0
Forcible Fondling	1	0	0	0
Incest	0	0	0	0
Statutory Rape	0	0	0	0
Aggravated Assault	5	3	2	1
Simple Assault	19	10	5	5
Intimidation	4	1	1	0
Stalking	0	0	0	0
Commercial Sex Acts	0	0	0	0
Involuntary Servitude	0	0	0	0
<b>Crimes Against Property</b>				
Arson	0	0	0	0
Bribery	0	0	0	0
Burglary	7	1	1	1
Counterfeiting/Forgery	10	3	5	0
Destruction/Damage/Vandalism	14	2	1	0
Embezzlement	6	4	4	0
Extortion/Blackmail	0	0	0	0
Fraud - Computer Hacking/Invasion	0	0	0	0
Fraud - Credit Card/ATM	8	1	1	0
Fraud - False Pretenses	3	0	0	0
Fraud - Identity Theft	1	0	0	0
Fraud - Impersonation	4	0	0	0
Fraud - Welfare	0	0	0	0
Fraud - Wire	0	0	0	0
Motor Vehicle Theft	1	0	0	0
Robbery	1	0	0	0
Stolen Property Offenses	0	0	0	0
Theft - Pocket-picking	0	0	0	0
Theft - Purse Snatching	0	0	0	0
Theft - Shoplifting	36	16	13	4
Theft From Building	5	1	1	0
Theft From Coin Machine	0	0	0	0
Theft From Motor Vehicle	15	2	3	1
Theft of Motor Vehicle Parts	1	0	0	0
Theft - All Other Larceny	11	1	0	1
<b>Crimes Against Society</b>				
Animal Cruelty	0	0	0	0
Drug/Narcotic Violations	18	18	20	1
Drug/Narcotic Equipment Violations	8	8	0	0
Gambling - Betting/Wagering	0	0	0	0
Gambling - Operating/Promoting	0	0	0	0
Gambling - Equipment Violations	0	0	0	0
Gambling - Sports Tampering	0	0	0	0
Pornography/Obscene Material	0	0	0	0
Prostitution	0	0	0	0
Prostitution Assisting/Promoting	0	0	0	0
Purchasing Prostitution	0	0	0	0
Weapon Law Violations	2	1	1	0
<b>Total Group A Offenses</b>	<b>180</b>	<b>72</b>	<b>58</b>	<b>14</b>



## Obion Police Department - 2016

2015 Population Estimate	1,074	TIBRS Group A Offenses	Offenses		Arrests	
			Reported	Cleared	Adult	Juvenile
<b>Offense Overview</b>		<b>Crimes Against Persons</b>				
Offense Total	41	Murder	0	0	0	0
Number Cleared	17	Negligent Manslaughter	0	0	0	0
Percent Cleared	41.46 %	Negligent Vehicular Manslaughter	0	0	0	0
Group A Crimes per 100,000 population	3,817.5	Kidnapping/Abduction	0	0	0	0
		Forcible Rape	0	0	0	0
		Forcible Sodomy	0	0	0	0
		Sexual Assault W/Object	0	0	0	0
		Forcible Fondling	0	0	0	0
		Incest	0	0	0	0
		Statutory Rape	0	0	0	0
		Aggravated Assault	1	0	0	0
		Simple Assault	7	5	5	0
		Intimidation	1	0	0	0
		Stalking	0	0	0	0
		Commercial Sex Acts	0	0	0	0
		Involuntary Servitude	0	0	0	0
		<b>Crimes Against Property</b>				
		Arson	0	0	0	0
		Bribery	0	0	0	0
		Burglary	1	0	0	0
		Counterfeiting/Forgery	0	0	0	0
		Destruction/Damage/Vandalism	6	1	1	0
		Embezzlement	0	0	0	0
		Extortion/Blackmail	0	0	0	0
		Fraud - Computer Hacking/Invasion	0	0	0	0
		Fraud - Credit Card/ATM	1	0	0	0
		Fraud - False Pretenses	0	0	0	0
		Fraud - Identity Theft	0	0	0	0
		Fraud - Impersonation	0	0	0	0
		Fraud - Welfare	0	0	0	0
		Fraud - Wire	0	0	0	0
		Motor Vehicle Theft	2	2	2	0
		Robbery	0	0	0	0
		Stolen Property Offenses	0	0	0	0
		Theft - Pocket-picking	0	0	0	0
		Theft - Purse Snatching	0	0	0	0
		Theft - Shoplifting	0	0	0	0
		Theft From Building	4	0	0	0
		Theft From Coin Machine	0	0	0	0
		Theft From Motor Vehicle	4	1	1	0
		Theft of Motor Vehicle Parts	0	0	0	0
		Theft - All Other Larceny	9	3	3	0
		<b>Crimes Against Society</b>				
		Animal Cruelty	0	0	0	0
		Drug/Narcotic Violations	2	2	2	0
		Drug/Narcotic Equipment Violations	3	3	3	0
		Gambling - Betting/Wagering	0	0	0	0
		Gambling - Operating/Promoting	0	0	0	0
		Gambling - Equipment Violations	0	0	0	0
		Gambling - Sports Tampering	0	0	0	0
		Pornography/Obscene Material	0	0	0	0
		Prostitution	0	0	0	0
		Prostitution Assisting/Promoting	0	0	0	0
		Purchasing Prostitution	0	0	0	0
		Weapon Law Violations	0	0	0	0
		<b>Total Group A Offenses</b>	<b>41</b>	<b>17</b>	<b>17</b>	<b>0</b>

Domestic Violence Victims		
Offense	Reported	Cleared
Murder	0	0
Aggravated Assault	0	0
Simple Assault	5	5
Intimidation	1	0
Stalking	0	0
Forcible Rape	0	0
Forcible Sodomy	0	0
Sexual Assault W/Object	0	0
Forcible Fondling	0	0
Incest	0	0
Statutory Rape	0	0
Kidnapping/Abduction	0	0
<b>Total</b>	<b>6</b>	<b>5</b>

TIBRS Group B Arrests		
Offense	Adult	Juvenile
Bad Checks	0	0
Curfew/Vagrancy	0	0
Disorderly Conduct	3	0
DUI	4	0
Drunkenness	2	0
Family-Non Violent	2	0
Liquor Law Violations	0	0
Peeping Tom	0	0
Trespass	1	0
All Other Offenses	2	0
<b>Total Group B</b>	<b>14</b>	<b>0</b>



# Oliver Springs Police Department - 2016

<b>2015 Population Estimate</b>	<b>3,237</b>
<b>Offense Overview</b>	
Offense Total	327
Number Cleared	279
Percent Cleared	85.32 %
Group A Crimes per 100,000 population	10,101.9
<b>Arrest Overview</b>	
Total Arrests	424
Adult Arrests	400
Juvenile Arrests	24
Unknown Age	0
Arrests per 100,000 population	13,098.5
Average number offenses/incident	1.30

Domestic Violence Victims		
Offense	Reported	Cleared
Murder	0	0
Aggravated Assault	5	5
Simple Assault	17	17
Intimidation	0	0
Stalking	0	0
Forcible Rape	0	0
Forcible Sodomy	0	0
Sexual Assault W/Object	0	0
Forcible Fondling	0	0
Incest	0	0
Statutory Rape	1	1
Kidnapping/Abduction	1	1
<b>Total</b>	<b>24</b>	<b>24</b>

TIBRS Group B Arrests		
Offense	Adult	Juvenile
Bad Checks	2	0
Curfew/Vagrancy	0	0
Disorderly Conduct	2	5
DUI	39	0
Drunkenness	5	0
Family-Non Violent	0	0
Liquor Law Violations	5	0
Peeping Tom	0	0
Trespass	3	0
All Other Offenses	105	0
<b>Total Group B</b>	<b>161</b>	<b>5</b>

TIBRS Group A Offenses	Offenses		Arrests	
	Reported	Cleared	Adult	Juvenile
<b>Crimes Against Persons</b>				
Murder	0	0	0	0
Negligent Manslaughter	1	1	2	0
Negligent Vehicular Manslaughter	0	0	0	0
Kidnapping/Abduction	3	3	3	0
Forcible Rape	1	1	0	0
Forcible Sodomy	0	0	0	0
Sexual Assault W/Object	0	0	0	0
Forcible Fondling	0	0	0	0
Incest	0	0	0	0
Statutory Rape	1	1	1	0
Aggravated Assault	7	7	6	0
Simple Assault	26	26	24	0
Intimidation	0	0	0	0
Stalking	0	0	0	0
Commercial Sex Acts	0	0	0	0
Involuntary Servitude	0	0	0	0
<b>Crimes Against Property</b>				
Arson	2	2	1	1
Bribery	0	0	0	0
Burglary	10	4	5	0
Counterfeiting/Forgery	3	3	2	0
Destruction/Damage/Vandalism	8	4	0	9
Embezzlement	1	1	1	0
Extortion/Blackmail	0	0	0	0
Fraud - Computer Hacking/Invasion	0	0	0	0
Fraud - Credit Card/ATM	3	2	2	0
Fraud - False Pretenses	0	0	0	0
Fraud - Identity Theft	0	0	0	0
Fraud - Impersonation	0	0	0	0
Fraud - Welfare	0	0	0	0
Fraud - Wire	0	0	0	0
Motor Vehicle Theft	17	7	6	0
Robbery	2	1	3	0
Stolen Property Offenses	0	0	0	0
Theft - Pocket-picking	0	0	0	0
Theft - Purse Snatching	1	1	1	0
Theft - Shoplifting	49	48	49	0
Theft From Building	27	13	14	0
Theft From Coin Machine	0	0	0	0
Theft From Motor Vehicle	7	0	0	0
Theft of Motor Vehicle Parts	0	0	0	0
Theft - All Other Larceny	7	4	3	0
<b>Crimes Against Society</b>				
Animal Cruelty	0	0	0	0
Drug/Narcotic Violations	66	66	73	8
Drug/Narcotic Equipment Violations	77	77	41	1
Gambling - Betting/Wagering	0	0	0	0
Gambling - Operating/Promoting	0	0	0	0
Gambling - Equipment Violations	0	0	0	0
Gambling - Sports Tampering	0	0	0	0
Pornography/Obscene Material	0	0	0	0
Prostitution	0	0	0	0
Prostitution Assisting/Promoting	0	0	0	0
Purchasing Prostitution	0	0	0	0
Weapon Law Violations	8	7	2	0
<b>Total Group A Offenses</b>	<b>327</b>	<b>279</b>	<b>239</b>	<b>19</b>



# Oneida Police Department - 2016

2015 Population Estimate	3,709	TIBRS Group A Offenses	Offenses		Arrests	
			Reported	Cleared	Adult	Juvenile
<b>Offense Overview</b>		<b>Crimes Against Persons</b>				
Offense Total	457	Murder	0	0	0	0
Number Cleared	358	Negligent Manslaughter	0	0	0	0
Percent Cleared	78.34 %	Negligent Vehicular Manslaughter	0	0	0	0
Group A Crimes per 100,000 population	12,321.4	Kidnapping/Abduction	0	0	0	0
		Forcible Rape	1	1	1	0
		Forcible Sodomy	0	0	0	0
		Sexual Assault W/Object	0	0	0	0
		Forcible Fondling	1	1	1	0
		Incest	0	0	0	0
		Statutory Rape	0	0	0	0
		Aggravated Assault	12	11	9	0
		Simple Assault	33	26	22	4
		Intimidation	11	5	4	0
		Stalking	1	1	0	0
		Commercial Sex Acts	0	0	0	0
		Involuntary Servitude	0	0	0	0
		<b>Crimes Against Property</b>				
		Arson	0	0	0	0
		Bribery	0	0	0	0
		Burglary	23	6	5	0
		Counterfeiting/Forgery	3	1	0	0
		Destruction/Damage/Vandalism	21	11	3	4
		Embezzlement	4	3	3	0
		Extortion/Blackmail	0	0	0	0
		Fraud - Computer Hacking/Invasion	0	0	0	0
		Fraud - Credit Card/ATM	3	2	2	0
		Fraud - False Pretenses	7	2	2	0
		Fraud - Identity Theft	0	0	0	0
		Fraud - Impersonation	1	1	0	0
		Fraud - Welfare	0	0	0	0
		Fraud - Wire	0	0	0	0
		Motor Vehicle Theft	8	5	7	1
		Robbery	0	0	0	0
		Stolen Property Offenses	1	1	0	0
		Theft - Pocket-picking	0	0	0	0
		Theft - Purse Snatching	0	0	0	0
		Theft - Shoplifting	37	34	34	3
		Theft From Building	32	11	8	2
		Theft From Coin Machine	1	0	0	0
		Theft From Motor Vehicle	9	0	0	0
		Theft of Motor Vehicle Parts	1	0	0	0
		Theft - All Other Larceny	20	9	9	0
		<b>Crimes Against Society</b>				
		Animal Cruelty	2	2	2	0
		Drug/Narcotic Violations	137	137	142	2
		Drug/Narcotic Equipment Violations	88	88	35	0
		Gambling - Betting/Wagering	0	0	0	0
		Gambling - Operating/Promoting	0	0	0	0
		Gambling - Equipment Violations	0	0	0	0
		Gambling - Sports Tampering	0	0	0	0
		Pornography/Obscene Material	0	0	0	0
		Prostitution	0	0	0	0
		Prostitution Assisting/Promoting	0	0	0	0
		Purchasing Prostitution	0	0	0	0
		Weapon Law Violations	0	0	0	0
		<b>Total Group A Offenses</b>	<b>457</b>	<b>358</b>	<b>289</b>	<b>16</b>

Domestic Violence Victims		
Offense	Reported	Cleared
Murder	0	0
Aggravated Assault	7	6
Simple Assault	22	19
Intimidation	5	1
Stalking	0	0
Forcible Rape	0	0
Forcible Sodomy	0	0
Sexual Assault W/Object	0	0
Forcible Fondling	1	1
Incest	0	0
Statutory Rape	0	0
Kidnapping/Abduction	0	0
<b>Total</b>	<b>35</b>	<b>27</b>

TIBRS Group B Arrests		
Offense	Adult	Juvenile
Bad Checks	0	0
Curfew/Vagrancy	0	0
Disorderly Conduct	3	4
DUI	31	1
Drunkenness	16	0
Family-Non Violent	0	0
Liquor Law Violations	21	1
Peeping Tom	1	0
Trespass	4	0
All Other Offenses	13	4
<b>Total Group B</b>	<b>89</b>	<b>10</b>



## Paris Police Department - 2016

2015 Population Estimate	10,150	TIBRS Group A Offenses	Offenses		Arrests	
			Reported	Cleared	Adult	Juvenile
<b>Offense Overview</b>		<b>Crimes Against Persons</b>				
Offense Total	1,108	Murder	0	0	0	0
Number Cleared	566	Negligent Manslaughter	0	0	0	0
Percent Cleared	51.08 %	Negligent Vehicular Manslaughter	0	0	0	0
Group A Crimes per 100,000 population	10,916.3	Kidnapping/Abduction	0	0	0	0
		Forcible Rape	2	2	2	0
		Forcible Sodomy	0	0	0	0
		Sexual Assault W/Object	0	0	0	0
		Forcible Fondling	6	3	3	0
		Incest	0	0	0	0
		Statutory Rape	0	0	0	0
		Aggravated Assault	38	34	26	0
		Simple Assault	98	77	70	3
		Intimidation	10	5	4	0
		Stalking	2	0	0	0
		Commercial Sex Acts	0	0	0	0
		Involuntary Servitude	0	0	0	0
		<b>Crimes Against Property</b>				
		Arson	3	2	2	0
		Bribery	0	0	0	0
		Burglary	104	14	13	1
		Counterfeiting/Forgery	23	7	4	0
		Destruction/Damage/Vandalism	99	13	8	1
		Embezzlement	8	5	6	0
		Extortion/Blackmail	0	0	0	0
		Fraud - Computer Hacking/Invasion	0	0	0	0
		Fraud - Credit Card/ATM	10	0	0	0
		Fraud - False Pretenses	40	20	9	0
		Fraud - Identity Theft	0	0	0	0
		Fraud - Impersonation	7	7	4	0
		Fraud - Welfare	0	0	0	0
		Fraud - Wire	1	0	0	0
		Motor Vehicle Theft	17	8	7	0
		Robbery	8	5	6	0
		Stolen Property Offenses	4	4	0	1
		Theft - Pocket-picking	0	0	0	0
		Theft - Purse Snatching	1	1	1	0
		Theft - Shoplifting	204	149	149	8
		Theft From Building	63	4	5	0
		Theft From Coin Machine	1	0	0	0
		Theft From Motor Vehicle	90	5	4	0
		Theft of Motor Vehicle Parts	12	0	0	0
		Theft - All Other Larceny	62	9	8	0
		<b>Crimes Against Society</b>				
		Animal Cruelty	0	0	0	0
		Drug/Narcotic Violations	110	107	109	3
		Drug/Narcotic Equipment Violations	75	75	46	2
		Gambling - Betting/Wagering	0	0	0	0
		Gambling - Operating/Promoting	0	0	0	0
		Gambling - Equipment Violations	0	0	0	0
		Gambling - Sports Tampering	0	0	0	0
		Pornography/Obscene Material	0	0	0	0
		Prostitution	0	0	0	0
		Prostitution Assisting/Promoting	0	0	0	0
		Purchasing Prostitution	0	0	0	0
		Weapon Law Violations	10	10	3	0
		<b>Total Group A Offenses</b>	<b>1,108</b>	<b>566</b>	<b>489</b>	<b>19</b>

Domestic Violence Victims		
Offense	Reported	Cleared
Murder	0	0
Aggravated Assault	19	19
Simple Assault	69	56
Intimidation	4	3
Stalking	1	0
Forcible Rape	1	1
Forcible Sodomy	0	0
Sexual Assault W/Object	0	0
Forcible Fondling	0	0
Incest	0	0
Statutory Rape	0	0
Kidnapping/Abduction	0	0
<b>Total</b>	<b>94</b>	<b>79</b>

TIBRS Group B Arrests		
Offense	Adult	Juvenile
Bad Checks	1	0
Curfew/Vagrancy	0	17
Disorderly Conduct	7	2
DUI	32	0
Drunkenness	33	0
Family-Non Violent	0	0
Liquor Law Violations	13	4
Peeping Tom	0	0
Trespass	23	1
All Other Offenses	109	0
<b>Total Group B</b>	<b>218</b>	<b>24</b>



## Parsons Police Department - 2016

2015 Population Estimate	2,337	TIBRS Group A Offenses	Offenses		Arrests	
			Reported	Cleared	Adult	Juvenile
<b>Offense Overview</b>		<b>Crimes Against Persons</b>				
Offense Total	163	Murder	0	0	0	0
Number Cleared	52	Negligent Manslaughter	0	0	0	0
Percent Cleared	31.90 %	Negligent Vehicular Manslaughter	0	0	0	0
Group A Crimes per 100,000 population	6,974.8	Kidnapping/Abduction	0	0	0	0
		Forcible Rape	2	1	2	0
		Forcible Sodomy	0	0	0	0
		Sexual Assault W/Object	0	0	0	0
		Forcible Fondling	1	0	0	0
		Incest	0	0	0	0
		Statutory Rape	0	0	0	0
		Aggravated Assault	6	4	4	0
		Simple Assault	17	12	12	0
		Intimidation	12	1	1	0
		Stalking	0	0	0	0
		Commercial Sex Acts	0	0	0	0
		Involuntary Servitude	0	0	0	0
		<b>Crimes Against Property</b>				
		Arson	0	0	0	0
		Bribery	0	0	0	0
		Burglary	9	4	4	0
		Counterfeiting/Forgery	4	0	0	0
		Destruction/Damage/Vandalism	11	2	2	0
		Embezzlement	0	0	0	0
		Extortion/Blackmail	0	0	0	0
		Fraud - Computer Hacking/Invasion	0	0	0	0
		Fraud - Credit Card/ATM	43	1	1	0
		Fraud - False Pretenses	1	0	0	0
		Fraud - Identity Theft	0	0	0	0
		Fraud - Impersonation	1	0	0	0
		Fraud - Welfare	0	0	0	0
		Fraud - Wire	1	0	0	0
		Motor Vehicle Theft	4	3	3	0
		Robbery	0	0	0	0
		Stolen Property Offenses	3	2	0	0
		Theft - Pocket-picking	0	0	0	0
		Theft - Purse Snatching	0	0	0	0
		Theft - Shoplifting	6	3	3	0
		Theft From Building	1	1	1	0
		Theft From Coin Machine	0	0	0	0
		Theft From Motor Vehicle	3	0	0	0
		Theft of Motor Vehicle Parts	1	0	0	0
		Theft - All Other Larceny	21	2	1	0
		<b>Crimes Against Society</b>				
		Animal Cruelty	0	0	0	0
		Drug/Narcotic Violations	9	9	9	0
		Drug/Narcotic Equipment Violations	6	6	2	0
		Gambling - Betting/Wagering	0	0	0	0
		Gambling - Operating/Promoting	0	0	0	0
		Gambling - Equipment Violations	0	0	0	0
		Gambling - Sports Tampering	0	0	0	0
		Pornography/Obscene Material	0	0	0	0
		Prostitution	0	0	0	0
		Prostitution Assisting/Promoting	0	0	0	0
		Purchasing Prostitution	0	0	0	0
		Weapon Law Violations	1	1	1	0
		<b>Total Group A Offenses</b>	<b>163</b>	<b>52</b>	<b>46</b>	<b>0</b>
<b>Arrest Overview</b>						
Total Arrests	89					
Adult Arrests	89					
Juvenile Arrests	0					
Unknown Age	0					
Arrests per 100,000 population	3,808.3					
Average number offenses/incident	1.04					

Domestic Violence Victims		
Offense	Reported	Cleared
Murder	0	0
Aggravated Assault	2	1
Simple Assault	10	8
Intimidation	4	1
Stalking	0	0
Forcible Rape	1	0
Forcible Sodomy	0	0
Sexual Assault W/Object	0	0
Forcible Fondling	0	0
Incest	0	0
Statutory Rape	0	0
Kidnapping/Abduction	0	0
<b>Total</b>	<b>17</b>	<b>10</b>

TIBRS Group B Arrests		
Offense	Adult	Juvenile
Bad Checks	0	0
Curfew/Vagrancy	0	0
Disorderly Conduct	11	0
DUI	10	0
Drunkenness	6	0
Family-Non Violent	2	0
Liquor Law Violations	0	0
Peeping Tom	0	0
Trespass	3	0
All Other Offenses	11	0
<b>Total Group B</b>	<b>43</b>	<b>0</b>



# Petersburg Police Department - 2016

2015 Population Estimate	548	TIBRS Group A Offenses	Offenses		Arrests	
			Reported	Cleared	Adult	Juvenile
<b>Offense Overview</b>		<b>Crimes Against Persons</b>				
Offense Total	15	Murder	0	0	0	0
Number Cleared	11	Negligent Manslaughter	0	0	0	0
Percent Cleared	73.33 %	Negligent Vehicular Manslaughter	0	0	0	0
Group A Crimes per 100,000 population	2,737.2	Kidnapping/Abduction	0	0	0	0
		Forcible Rape	1	1	1	0
		Forcible Sodomy	0	0	0	0
		Sexual Assault W/Object	0	0	0	0
		Forcible Fondling	0	0	0	0
		Incest	0	0	0	0
		Statutory Rape	0	0	0	0
		Aggravated Assault	0	0	0	0
		Simple Assault	2	2	2	0
		Intimidation	4	2	1	0
		Stalking	0	0	0	0
		Commercial Sex Acts	0	0	0	0
		Involuntary Servitude	0	0	0	0
		<b>Crimes Against Property</b>				
		Arson	0	0	0	0
		Bribery	0	0	0	0
		Burglary	1	0	0	0
		Counterfeiting/Forgery	0	0	0	0
		Destruction/Damage/Vandalism	1	1	1	0
		Embezzlement	0	0	0	0
		Extortion/Blackmail	0	0	0	0
		Fraud - Computer Hacking/Invasion	0	0	0	0
		Fraud - Credit Card/ATM	0	0	0	0
		Fraud - False Pretenses	0	0	0	0
		Fraud - Identity Theft	0	0	0	0
		Fraud - Impersonation	0	0	0	0
		Fraud - Welfare	0	0	0	0
		Fraud - Wire	0	0	0	0
		Motor Vehicle Theft	0	0	0	0
		Robbery	0	0	0	0
		Stolen Property Offenses	0	0	0	0
		Theft - Pocket-picking	0	0	0	0
		Theft - Purse Snatching	0	0	0	0
		Theft - Shoplifting	0	0	0	0
		Theft From Building	2	2	2	0
		Theft From Coin Machine	1	0	0	0
		Theft From Motor Vehicle	0	0	0	0
		Theft of Motor Vehicle Parts	0	0	0	0
		Theft - All Other Larceny	0	0	0	0
		<b>Crimes Against Society</b>				
		Animal Cruelty	0	0	0	0
		Drug/Narcotic Violations	0	0	0	0
		Drug/Narcotic Equipment Violations	1	1	1	0
		Gambling - Betting/Wagering	0	0	0	0
		Gambling - Operating/Promoting	0	0	0	0
		Gambling - Equipment Violations	0	0	0	0
		Gambling - Sports Tampering	0	0	0	0
		Pornography/Obscene Material	0	0	0	0
		Prostitution	0	0	0	0
		Prostitution Assisting/Promoting	0	0	0	0
		Purchasing Prostitution	0	0	0	0
		Weapon Law Violations	2	2	2	0
		<b>Total Group A Offenses</b>	<b>15</b>	<b>11</b>	<b>10</b>	<b>0</b>

Domestic Violence Victims		
Offense	Reported	Cleared
Murder	0	0
Aggravated Assault	0	0
Simple Assault	1	1
Intimidation	0	0
Stalking	0	0
Forcible Rape	1	1
Forcible Sodomy	0	0
Sexual Assault W/Object	0	0
Forcible Fondling	0	0
Incest	0	0
Statutory Rape	0	0
Kidnapping/Abduction	0	0
<b>Total</b>	<b>2</b>	<b>2</b>

TIBRS Group B Arrests		
Offense	Adult	Juvenile
Bad Checks	0	0
Curfew/Vagrancy	0	0
Disorderly Conduct	0	3
DUI	1	0
Drunkenness	3	0
Family-Non Violent	0	0
Liquor Law Violations	0	0
Peeping Tom	0	0
Trespass	1	0
All Other Offenses	0	0
<b>Total Group B</b>	<b>5</b>	<b>3</b>





## Pigeon Forge Police Department - 2016

			Offenses		Arrests	
			Reported	Cleared	Adult	Juvenile
<b>2015 Population Estimate</b>	<b>6,171</b>					
<b>Offense Overview</b>			<b>Crimes Against Persons</b>			
Offense Total	1,221	Murder	0	0	0	0
Number Cleared	409	Negligent Manslaughter	0	0	0	0
Percent Cleared	33.50 %	Negligent Vehicular Manslaughter	0	0	0	0
Group A Crimes per 100,000 population	19,786.1	Kidnapping/Abduction	2	2	3	0
		Forcible Rape	9	1	1	0
		Forcible Sodomy	3	2	1	0
		Sexual Assault W/Object	1	0	0	0
		Forcible Fondling	20	1	0	0
		Incest	0	0	0	0
		Statutory Rape	6	2	2	0
		Aggravated Assault	28	19	14	0
		Simple Assault	157	67	58	6
		Intimidation	31	2	0	1
		Stalking	2	0	0	0
		Commercial Sex Acts	0	0	0	0
		Involuntary Servitude	0	0	0	0
		<b>Crimes Against Property</b>				
		Arson	3	0	0	0
		Bribery	0	0	0	0
		Burglary	94	1	1	0
		Counterfeiting/Forgery	39	5	4	0
		Destruction/Damage/Vandalism	81	8	4	0
		Embezzlement	23	5	2	0
		Extortion/Blackmail	1	0	0	0
		Fraud - Computer Hacking/Invasion	0	0	0	0
		Fraud - Credit Card/ATM	29	3	3	0
		Fraud - False Pretenses	34	9	7	1
		Fraud - Identity Theft	4	0	0	0
		Fraud - Impersonation	9	6	4	0
		Fraud - Welfare	0	0	0	0
		Fraud - Wire	4	0	0	0
		Motor Vehicle Theft	68	5	5	0
		Robbery	7	1	1	0
		Stolen Property Offenses	12	8	7	0
		Theft - Pocket-picking	1	0	0	0
		Theft - Purse Snatching	0	0	0	0
		Theft - Shoplifting	64	34	25	7
		Theft From Building	106	9	12	0
		Theft From Coin Machine	3	0	0	1
		Theft From Motor Vehicle	80	11	13	3
		Theft of Motor Vehicle Parts	29	1	1	0
		Theft - All Other Larceny	56	11	11	1
		<b>Crimes Against Society</b>				
		Animal Cruelty	0	0	0	0
		Drug/Narcotic Violations	112	105	101	8
		Drug/Narcotic Equipment Violations	84	79	27	2
		Gambling - Betting/Wagering	0	0	0	0
		Gambling - Operating/Promoting	0	0	0	0
		Gambling - Equipment Violations	0	0	0	0
		Gambling - Sports Tampering	0	0	0	0
		Pornography/Obscene Material	6	0	0	0
		Prostitution	0	0	0	0
		Prostitution Assisting/Promoting	0	0	0	0
		Purchasing Prostitution	0	0	0	0
		Weapon Law Violations	13	12	2	1
		<b>Total Group A Offenses</b>	<b>1,221</b>	<b>409</b>	<b>309</b>	<b>31</b>

Domestic Violence Victims		
Offense	Reported	Cleared
Murder	0	0
Aggravated Assault	9	7
Simple Assault	101	60
Intimidation	10	1
Stalking	1	0
Forcible Rape	3	0
Forcible Sodomy	1	1
Sexual Assault W/Object	0	0
Forcible Fondling	5	0
Incest	0	0
Statutory Rape	2	1
Kidnapping/Abduction	1	1
<b>Total</b>	<b>133</b>	<b>71</b>

TIBRS Group B Arrests		
Offense	Adult	Juvenile
Bad Checks	0	0
Curfew/Vagrancy	0	0
Disorderly Conduct	9	2
DUI	108	0
Drunkenness	124	1
Family-Non Violent	1	0
Liquor Law Violations	66	11
Peeping Tom	0	0
Trespass	2	0
All Other Offenses	54	11
<b>Total Group B</b>	<b>364</b>	<b>25</b>



# Pikeville Police Department - 2016

2015 Population Estimate	1,636	TIBRS Group A Offenses	Offenses		Arrests	
			Reported	Cleared	Adult	Juvenile
<b>Offense Overview</b>		<b>Crimes Against Persons</b>				
Offense Total	79	Murder	0	0	0	0
Number Cleared	19	Negligent Manslaughter	0	0	0	0
Percent Cleared	24.05 %	Negligent Vehicular Manslaughter	0	0	0	0
Group A Crimes per 100,000 population	4,828.9	Kidnapping/Abduction	0	0	0	0
		Forcible Rape	0	0	0	0
		Forcible Sodomy	0	0	0	0
		Sexual Assault W/Object	0	0	0	0
		Forcible Fondling	0	0	0	0
		Incest	0	0	0	0
		Statutory Rape	0	0	0	0
		Aggravated Assault	0	0	0	0
		Simple Assault	6	2	2	0
		Intimidation	0	0	0	0
		Stalking	0	0	0	0
		Commercial Sex Acts	0	0	0	0
		Involuntary Servitude	0	0	0	0
		<b>Crimes Against Property</b>				
		Arson	0	0	0	0
		Bribery	0	0	0	0
		Burglary	12	3	3	0
		Counterfeiting/Forgery	0	0	0	0
		Destruction/Damage/Vandalism	14	2	2	0
		Embezzlement	0	0	0	0
		Extortion/Blackmail	0	0	0	0
		Fraud - Computer Hacking/Invasion	0	0	0	0
		Fraud - Credit Card/ATM	3	0	0	0
		Fraud - False Pretenses	3	0	0	0
		Fraud - Identity Theft	3	0	0	0
		Fraud - Impersonation	0	0	0	0
		Fraud - Welfare	0	0	0	0
		Fraud - Wire	0	0	0	0
		Motor Vehicle Theft	4	0	0	0
		Robbery	0	0	0	0
		Stolen Property Offenses	0	0	0	0
		Theft - Pocket-picking	0	0	0	0
		Theft - Purse Snatching	0	0	0	0
		Theft - Shoplifting	6	5	5	0
		Theft From Building	12	0	0	0
		Theft From Coin Machine	0	0	0	0
		Theft From Motor Vehicle	5	0	0	0
		Theft of Motor Vehicle Parts	0	0	0	0
		Theft - All Other Larceny	7	3	2	1
		<b>Crimes Against Society</b>				
		Animal Cruelty	0	0	0	0
		Drug/Narcotic Violations	1	1	1	0
		Drug/Narcotic Equipment Violations	3	3	2	0
		Gambling - Betting/Wagering	0	0	0	0
		Gambling - Operating/Promoting	0	0	0	0
		Gambling - Equipment Violations	0	0	0	0
		Gambling - Sports Tampering	0	0	0	0
		Pornography/Obscene Material	0	0	0	0
		Prostitution	0	0	0	0
		Prostitution Assisting/Promoting	0	0	0	0
		Purchasing Prostitution	0	0	0	0
		Weapon Law Violations	0	0	0	0
		<b>Total Group A Offenses</b>	<b>79</b>	<b>19</b>	<b>17</b>	<b>1</b>

Domestic Violence Victims		
Offense	Reported	Cleared
Murder	0	0
Aggravated Assault	0	0
Simple Assault	3	1
Intimidation	0	0
Stalking	0	0
Forcible Rape	0	0
Forcible Sodomy	0	0
Sexual Assault W/Object	0	0
Forcible Fondling	0	0
Incest	0	0
Statutory Rape	0	0
Kidnapping/Abduction	0	0
<b>Total</b>	<b>3</b>	<b>1</b>

TIBRS Group B Arrests		
Offense	Adult	Juvenile
Bad Checks	0	0
Curfew/Vagrancy	0	1
Disorderly Conduct	2	0
DUI	11	0
Drunkenness	11	0
Family-Non Violent	0	0
Liquor Law Violations	0	0
Peeping Tom	0	0
Trespass	4	3
All Other Offenses	4	0
<b>Total Group B</b>	<b>32</b>	<b>4</b>



## Piperton Police Department - 2016

<b>2015 Population Estimate</b>	<b>1,629</b>
<b>Offense Overview</b>	
Offense Total	61
Number Cleared	17
Percent Cleared	27.87 %
Group A Crimes per 100,000 population	3,744.6
<b>Arrest Overview</b>	
Total Arrests	47
Adult Arrests	29
Juvenile Arrests	18
Unknown Age	0
Arrests per 100,000 population	2,885.2
Average number offenses/incident	1.22

Domestic Violence Victims		
Offense	Reported	Cleared
Murder	0	0
Aggravated Assault	0	0
Simple Assault	4	3
Intimidation	1	0
Stalking	0	0
Forcible Rape	0	0
Forcible Sodomy	0	0
Sexual Assault W/Object	0	0
Forcible Fondling	0	0
Incest	0	0
Statutory Rape	0	0
Kidnapping/Abduction	0	0
<b>Total</b>	<b>5</b>	<b>3</b>

TIBRS Group B Arrests		
Offense	Adult	Juvenile
Bad Checks	0	0
Curfew/Vagrancy	0	0
Disorderly Conduct	0	0
DUI	7	0
Drunkenness	0	0
Family-Non Violent	0	0
Liquor Law Violations	0	0
Peeping Tom	0	0
Trespass	4	9
All Other Offenses	2	0
<b>Total Group B</b>	<b>13</b>	<b>9</b>

TIBRS Group A Offenses	Offenses		Arrests	
	Reported	Cleared	Adult	Juvenile
<b>Crimes Against Persons</b>				
Murder	0	0	0	0
Negligent Manslaughter	0	0	0	0
Negligent Vehicular Manslaughter	0	0	0	0
Kidnapping/Abduction	0	0	0	0
Forcible Rape	0	0	0	0
Forcible Sodomy	0	0	0	0
Sexual Assault W/Object	0	0	0	0
Forcible Fondling	0	0	0	0
Incest	0	0	0	0
Statutory Rape	0	0	0	0
Aggravated Assault	1	1	1	0
Simple Assault	4	3	3	0
Intimidation	2	0	0	0
Stalking	0	0	0	0
Commercial Sex Acts	0	0	0	0
Involuntary Servitude	0	0	0	0
<b>Crimes Against Property</b>				
Arson	0	0	0	0
Bribery	0	0	0	0
Burglary	6	0	0	0
Counterfeiting/Forgery	0	0	0	0
Destruction/Damage/Vandalism	7	2	4	8
Embezzlement	0	0	0	0
Extortion/Blackmail	0	0	0	0
Fraud - Computer Hacking/Invasion	0	0	0	0
Fraud - Credit Card/ATM	3	0	0	0
Fraud - False Pretenses	4	0	0	0
Fraud - Identity Theft	8	0	0	0
Fraud - Impersonation	1	1	1	0
Fraud - Welfare	0	0	0	0
Fraud - Wire	2	0	0	0
Motor Vehicle Theft	1	0	0	0
Robbery	0	0	0	0
Stolen Property Offenses	0	0	0	0
Theft - Pocket-picking	0	0	0	0
Theft - Purse Snatching	0	0	0	0
Theft - Shoplifting	0	0	0	0
Theft From Building	2	0	0	0
Theft From Coin Machine	0	0	0	0
Theft From Motor Vehicle	3	0	0	0
Theft of Motor Vehicle Parts	2	0	0	0
Theft - All Other Larceny	7	2	2	0
<b>Crimes Against Society</b>				
Animal Cruelty	0	0	0	0
Drug/Narcotic Violations	5	5	3	1
Drug/Narcotic Equipment Violations	3	3	2	0
Gambling - Betting/Wagering	0	0	0	0
Gambling - Operating/Promoting	0	0	0	0
Gambling - Equipment Violations	0	0	0	0
Gambling - Sports Tampering	0	0	0	0
Pornography/Obscene Material	0	0	0	0
Prostitution	0	0	0	0
Prostitution Assisting/Promoting	0	0	0	0
Purchasing Prostitution	0	0	0	0
Weapon Law Violations	0	0	0	0
<b>Total Group A Offenses</b>	<b>61</b>	<b>17</b>	<b>16</b>	<b>9</b>



## Pittman Center Police Department - 2016

		Offenses		Arrests		
		Reported	Cleared	Adult	Juvenile	
<b>2015 Population Estimate</b>	<b>565</b>	<b>TIBRS Group A Offenses</b>				
<b>Offense Overview</b>		<b>Crimes Against Persons</b>				
Offense Total	13	Murder	0	0	0	0
Number Cleared	5	Negligent Manslaughter	0	0	0	0
Percent Cleared	38.46 %	Negligent Vehicular Manslaughter	0	0	0	0
Group A Crimes per 100,000 population	2,300.9	Kidnapping/Abduction	0	0	0	0
		Forcible Rape	0	0	0	0
		Forcible Sodomy	0	0	0	0
		Sexual Assault W/Object	0	0	0	0
		Forcible Fondling	0	0	0	0
		Incest	0	0	0	0
		Statutory Rape	0	0	0	0
		Aggravated Assault	0	0	0	0
		Simple Assault	2	1	1	0
		Intimidation	2	1	1	0
		Stalking	0	0	0	0
		Commercial Sex Acts	0	0	0	0
		Involuntary Servitude	0	0	0	0
		<b>Crimes Against Property</b>				
		Arson	0	0	0	0
		Bribery	0	0	0	0
		Burglary	0	0	0	0
		Counterfeiting/Forgery	0	0	0	0
		Destruction/Damage/Vandalism	1	0	0	0
		Embezzlement	0	0	0	0
		Extortion/Blackmail	0	0	0	0
		Fraud - Computer Hacking/Invasion	0	0	0	0
		Fraud - Credit Card/ATM	0	0	0	0
		Fraud - False Pretenses	0	0	0	0
		Fraud - Identity Theft	0	0	0	0
		Fraud - Impersonation	0	0	0	0
		Fraud - Welfare	0	0	0	0
		Fraud - Wire	0	0	0	0
		Motor Vehicle Theft	0	0	0	0
		Robbery	0	0	0	0
		Stolen Property Offenses	0	0	0	0
		Theft - Pocket-picking	0	0	0	0
		Theft - Purse Snatching	0	0	0	0
		Theft - Shoplifting	0	0	0	0
		Theft From Building	2	0	0	0
		Theft From Coin Machine	0	0	0	0
		Theft From Motor Vehicle	1	0	0	0
		Theft of Motor Vehicle Parts	0	0	0	0
		Theft - All Other Larceny	2	0	0	0
		<b>Crimes Against Society</b>				
		Animal Cruelty	0	0	0	0
		Drug/Narcotic Violations	1	1	1	0
		Drug/Narcotic Equipment Violations	2	2	1	0
		Gambling - Betting/Wagering	0	0	0	0
		Gambling - Operating/Promoting	0	0	0	0
		Gambling - Equipment Violations	0	0	0	0
		Gambling - Sports Tampering	0	0	0	0
		Pornography/Obscene Material	0	0	0	0
		Prostitution	0	0	0	0
		Prostitution Assisting/Promoting	0	0	0	0
		Purchasing Prostitution	0	0	0	0
		Weapon Law Violations	0	0	0	0
		<b>Total Group A Offenses</b>	<b>13</b>	<b>5</b>	<b>4</b>	<b>0</b>

Domestic Violence Victims		
Offense	Reported	Cleared
Murder	0	0
Aggravated Assault	0	0
Simple Assault	2	1
Intimidation	0	0
Stalking	0	0
Forcible Rape	0	0
Forcible Sodomy	0	0
Sexual Assault W/Object	0	0
Forcible Fondling	0	0
Incest	0	0
Statutory Rape	0	0
Kidnapping/Abduction	0	0
<b>Total</b>	<b>2</b>	<b>1</b>

TIBRS Group B Arrests		
Offense	Adult	Juvenile
Bad Checks	0	0
Curfew/Vagrancy	0	0
Disorderly Conduct	0	0
DUI	1	0
Drunkenness	0	0
Family-Non Violent	0	0
Liquor Law Violations	0	0
Peeping Tom	0	0
Trespass	0	0
All Other Offenses	1	0
<b>Total Group B</b>	<b>2</b>	<b>0</b>



## Plainview Police Department - 2016

<b>2015 Population Estimate</b>	<b>2,061</b>
<b>Offense Overview</b>	
Offense Total	50
Number Cleared	24
Percent Cleared	48.00 %
Group A Crimes per 100,000 population	2,426.0
<b>Arrest Overview</b>	
Total Arrests	36
Adult Arrests	33
Juvenile Arrests	3
Unknown Age	0
Arrests per 100,000 population	1,746.7
Average number offenses/incident	1.04

Domestic Violence Victims		
Offense	Reported	Cleared
Murder	0	0
Aggravated Assault	2	2
Simple Assault	11	8
Intimidation	0	0
Stalking	0	0
Forcible Rape	0	0
Forcible Sodomy	0	0
Sexual Assault W/Object	0	0
Forcible Fondling	0	0
Incest	0	0
Statutory Rape	0	0
Kidnapping/Abduction	0	0
<b>Total</b>	<b>13</b>	<b>10</b>

TIBRS Group B Arrests		
Offense	Adult	Juvenile
Bad Checks	1	0
Curfew/Vagrancy	0	0
Disorderly Conduct	0	0
DUI	5	0
Drunkenness	0	0
Family-Non Violent	0	0
Liquor Law Violations	1	0
Peeping Tom	0	0
Trespass	0	0
All Other Offenses	7	0
<b>Total Group B</b>	<b>14</b>	<b>0</b>

TIBRS Group A Offenses	Offenses		Arrests	
	Reported	Cleared	Adult	Juvenile
<b>Crimes Against Persons</b>				
Murder	0	0	0	0
Negligent Manslaughter	0	0	0	0
Negligent Vehicular Manslaughter	0	0	0	0
Kidnapping/Abduction	0	0	0	0
Forcible Rape	1	0	0	0
Forcible Sodomy	0	0	0	0
Sexual Assault W/Object	0	0	0	0
Forcible Fondling	0	0	0	0
Incest	0	0	0	0
Statutory Rape	0	0	0	0
Aggravated Assault	2	2	2	0
Simple Assault	12	8	5	3
Intimidation	1	0	0	0
Stalking	0	0	0	0
Commercial Sex Acts	0	0	0	0
Involuntary Servitude	0	0	0	0
<b>Crimes Against Property</b>				
Arson	0	0	0	0
Bribery	0	0	0	0
Burglary	14	3	3	0
Counterfeiting/Forgery	0	0	0	0
Destruction/Damage/Vandalism	2	0	0	0
Embezzlement	0	0	0	0
Extortion/Blackmail	0	0	0	0
Fraud - Computer Hacking/Invasion	0	0	0	0
Fraud - Credit Card/ATM	0	0	0	0
Fraud - False Pretenses	0	0	0	0
Fraud - Identity Theft	0	0	0	0
Fraud - Impersonation	0	0	0	0
Fraud - Welfare	0	0	0	0
Fraud - Wire	0	0	0	0
Motor Vehicle Theft	0	0	0	0
Robbery	1	0	0	0
Stolen Property Offenses	0	0	0	0
Theft - Pocket-picking	0	0	0	0
Theft - Purse Snatching	0	0	0	0
Theft - Shoplifting	1	1	1	0
Theft From Building	3	1	1	0
Theft From Coin Machine	0	0	0	0
Theft From Motor Vehicle	2	0	0	0
Theft of Motor Vehicle Parts	0	0	0	0
Theft - All Other Larceny	3	1	1	0
<b>Crimes Against Society</b>				
Animal Cruelty	0	0	0	0
Drug/Narcotic Violations	5	5	5	0
Drug/Narcotic Equipment Violations	3	3	1	0
Gambling - Betting/Wagering	0	0	0	0
Gambling - Operating/Promoting	0	0	0	0
Gambling - Equipment Violations	0	0	0	0
Gambling - Sports Tampering	0	0	0	0
Pornography/Obscene Material	0	0	0	0
Prostitution	0	0	0	0
Prostitution Assisting/Promoting	0	0	0	0
Purchasing Prostitution	0	0	0	0
Weapon Law Violations	0	0	0	0
<b>Total Group A Offenses</b>	<b>50</b>	<b>24</b>	<b>19</b>	<b>3</b>



# Pleasant View Police Department - 2016

<b>2015 Population Estimate</b>	<b>4,295</b>
<b>Offense Overview</b>	
Offense Total	84
Number Cleared	7
Percent Cleared	8.33 %
Group A Crimes per 100,000 population	1,955.8
<b>Arrest Overview</b>	
Total Arrests	17
Adult Arrests	17
Juvenile Arrests	0
Unknown Age	0
Arrests per 100,000 population	395.8
Average number offenses/incident	1.02

Domestic Violence Victims		
Offense	Reported	Cleared
Murder	0	0
Aggravated Assault	0	0
Simple Assault	3	2
Intimidation	4	0
Stalking	0	0
Forcible Rape	0	0
Forcible Sodomy	0	0
Sexual Assault W/Object	0	0
Forcible Fondling	0	0
Incest	0	0
Statutory Rape	0	0
Kidnapping/Abduction	0	0
<b>Total</b>	<b>7</b>	<b>2</b>

TIBRS Group B Arrests		
Offense	Adult	Juvenile
Bad Checks	0	0
Curfew/Vagrancy	0	0
Disorderly Conduct	0	0
DUI	6	0
Drunkenness	2	0
Family-Non Violent	0	0
Liquor Law Violations	0	0
Peeping Tom	0	0
Trespass	1	0
All Other Offenses	1	0
<b>Total Group B</b>	<b>10</b>	<b>0</b>

TIBRS Group A Offenses	Offenses		Arrests	
	Reported	Cleared	Adult	Juvenile
<b>Crimes Against Persons</b>				
Murder	0	0	0	0
Negligent Manslaughter	0	0	0	0
Negligent Vehicular Manslaughter	0	0	0	0
Kidnapping/Abduction	0	0	0	0
Forcible Rape	0	0	0	0
Forcible Sodomy	0	0	0	0
Sexual Assault W/Object	0	0	0	0
Forcible Fondling	0	0	0	0
Incest	0	0	0	0
Statutory Rape	0	0	0	0
Aggravated Assault	1	0	0	0
Simple Assault	5	2	2	0
Intimidation	11	0	0	0
Stalking	0	0	0	0
Commercial Sex Acts	0	0	0	0
Involuntary Servitude	0	0	0	0
<b>Crimes Against Property</b>				
Arson	0	0	0	0
Bribery	0	0	0	0
Burglary	5	0	0	0
Counterfeiting/Forgery	0	0	0	0
Destruction/Damage/Vandalism	12	0	0	0
Embezzlement	0	0	0	0
Extortion/Blackmail	0	0	0	0
Fraud - Computer Hacking/Invasion	0	0	0	0
Fraud - Credit Card/ATM	5	0	0	0
Fraud - False Pretenses	5	0	0	0
Fraud - Identity Theft	0	0	0	0
Fraud - Impersonation	6	1	1	0
Fraud - Welfare	0	0	0	0
Fraud - Wire	0	0	0	0
Motor Vehicle Theft	4	0	0	0
Robbery	1	0	0	0
Stolen Property Offenses	0	0	0	0
Theft - Pocket-picking	0	0	0	0
Theft - Purse Snatching	0	0	0	0
Theft - Shoplifting	4	0	0	0
Theft From Building	1	0	0	0
Theft From Coin Machine	0	0	0	0
Theft From Motor Vehicle	9	0	0	0
Theft of Motor Vehicle Parts	1	0	0	0
Theft - All Other Larceny	9	1	1	0
<b>Crimes Against Society</b>				
Animal Cruelty	0	0	0	0
Drug/Narcotic Violations	3	1	1	0
Drug/Narcotic Equipment Violations	2	2	2	0
Gambling - Betting/Wagering	0	0	0	0
Gambling - Operating/Promoting	0	0	0	0
Gambling - Equipment Violations	0	0	0	0
Gambling - Sports Tampering	0	0	0	0
Pornography/Obscene Material	0	0	0	0
Prostitution	0	0	0	0
Prostitution Assisting/Promoting	0	0	0	0
Purchasing Prostitution	0	0	0	0
Weapon Law Violations	0	0	0	0
<b>Total Group A Offenses</b>	<b>84</b>	<b>7</b>	<b>7</b>	<b>0</b>



# Portland Police Department - 2016

<b>2015 Population Estimate</b>	<b>12,323</b>
<b>Offense Overview</b>	
Offense Total	791
Number Cleared	451
Percent Cleared	57.02 %
Group A Crimes per 100,000 population	6,418.9
<b>Arrest Overview</b>	
Total Arrests	459
Adult Arrests	426
Juvenile Arrests	33
Unknown Age	0
Arrests per 100,000 population	3,724.7
Average number offenses/incident	1.22

Domestic Violence Victims		
Offense	Reported	Cleared
Murder	0	0
Aggravated Assault	16	15
Simple Assault	85	59
Intimidation	0	0
Stalking	2	1
Forcible Rape	0	0
Forcible Sodomy	0	0
Sexual Assault W/Object	0	0
Forcible Fondling	2	2
Incest	0	0
Statutory Rape	0	0
Kidnapping/Abduction	3	3
<b>Total</b>	<b>108</b>	<b>80</b>

TIBRS Group B Arrests		
Offense	Adult	Juvenile
Bad Checks	0	0
Curfew/Vagrancy	0	3
Disorderly Conduct	5	0
DUI	33	0
Drunkenness	19	1
Family-Non Violent	2	0
Liquor Law Violations	5	5
Peeping Tom	0	0
Trespass	1	0
All Other Offenses	35	0
<b>Total Group B</b>	<b>100</b>	<b>9</b>

TIBRS Group A Offenses	Offenses		Arrests	
	Reported	Cleared	Adult	Juvenile
<b>Crimes Against Persons</b>				
Murder	0	0	0	0
Negligent Manslaughter	0	0	0	0
Negligent Vehicular Manslaughter	0	0	0	0
Kidnapping/Abduction	11	4	3	0
Forcible Rape	1	1	1	0
Forcible Sodomy	0	0	0	0
Sexual Assault W/Object	0	0	0	0
Forcible Fondling	2	2	1	0
Incest	0	0	0	0
Statutory Rape	0	0	0	0
Aggravated Assault	35	33	21	1
Simple Assault	124	79	59	9
Intimidation	0	0	0	0
Stalking	4	1	1	0
Commercial Sex Acts	0	0	0	0
Involuntary Servitude	0	0	0	0
<b>Crimes Against Property</b>				
Arson	0	0	0	0
Bribery	0	0	0	0
Burglary	48	9	8	1
Counterfeiting/Forgery	21	8	10	0
Destruction/Damage/Vandalism	60	12	2	3
Embezzlement	5	4	4	0
Extortion/Blackmail	0	0	0	0
Fraud - Computer Hacking/Invasion	0	0	0	0
Fraud - Credit Card/ATM	14	4	2	1
Fraud - False Pretenses	25	9	2	0
Fraud - Identity Theft	0	0	0	0
Fraud - Impersonation	5	1	1	0
Fraud - Welfare	0	0	0	0
Fraud - Wire	0	0	0	0
Motor Vehicle Theft	17	6	4	0
Robbery	10	3	2	1
Stolen Property Offenses	2	2	2	0
Theft - Pocket-picking	0	0	0	0
Theft - Purse Snatching	0	0	0	0
Theft - Shoplifting	42	37	36	2
Theft From Building	64	17	13	0
Theft From Coin Machine	0	0	0	0
Theft From Motor Vehicle	27	3	3	0
Theft of Motor Vehicle Parts	25	2	2	0
Theft - All Other Larceny	36	8	6	0
<b>Crimes Against Society</b>				
Animal Cruelty	0	0	0	0
Drug/Narcotic Violations	111	106	109	5
Drug/Narcotic Equipment Violations	93	91	32	1
Gambling - Betting/Wagering	0	0	0	0
Gambling - Operating/Promoting	0	0	0	0
Gambling - Equipment Violations	0	0	0	0
Gambling - Sports Tampering	0	0	0	0
Pornography/Obscene Material	0	0	0	0
Prostitution	0	0	0	0
Prostitution Assisting/Promoting	0	0	0	0
Purchasing Prostitution	0	0	0	0
Weapon Law Violations	9	9	2	0
<b>Total Group A Offenses</b>	<b>791</b>	<b>451</b>	<b>326</b>	<b>24</b>



## Pulaski Police Department - 2016

2015 Population Estimate	7,617	TIBRS Group A Offenses	Offenses		Arrests	
			Reported	Cleared	Adult	Juvenile
<b>Offense Overview</b>		<b>Crimes Against Persons</b>				
Offense Total	981	Murder	0	0	0	0
Number Cleared	531	Negligent Manslaughter	0	0	0	0
Percent Cleared	54.13 %	Negligent Vehicular Manslaughter	0	0	0	0
Group A Crimes per 100,000 population	12,879.1	Kidnapping/Abduction	0	0	0	0
		Forcible Rape	7	2	1	0
		Forcible Sodomy	0	0	0	0
		Sexual Assault W/Object	0	0	0	0
		Forcible Fondling	3	0	0	0
		Incest	0	0	1	0
		Statutory Rape	1	0	0	0
		Aggravated Assault	39	32	27	0
		Simple Assault	176	95	72	5
		Intimidation	4	1	0	0
		Stalking	0	0	0	0
		Commercial Sex Acts	0	0	0	0
		Involuntary Servitude	0	0	0	0
		<b>Crimes Against Property</b>				
		Arson	5	1	0	0
		Bribery	0	0	0	0
		Burglary	68	11	6	42
		Counterfeiting/Forgery	40	16	14	0
		Destruction/Damage/Vandalism	72	23	15	2
		Embezzlement	1	0	0	0
		Extortion/Blackmail	0	0	0	0
		Fraud - Computer Hacking/Invasion	0	0	0	0
		Fraud - Credit Card/ATM	19	3	2	0
		Fraud - False Pretenses	41	15	1	0
		Fraud - Identity Theft	0	0	0	0
		Fraud - Impersonation	4	2	1	0
		Fraud - Welfare	0	0	0	0
		Fraud - Wire	0	0	0	0
		Motor Vehicle Theft	9	4	4	0
		Robbery	4	2	4	0
		Stolen Property Offenses	1	1	1	0
		Theft - Pocket-picking	0	0	0	0
		Theft - Purse Snatching	0	0	0	0
		Theft - Shoplifting	111	74	87	2
		Theft From Building	61	14	14	1
		Theft From Coin Machine	0	0	0	0
		Theft From Motor Vehicle	43	16	0	0
		Theft of Motor Vehicle Parts	4	1	0	0
		Theft - All Other Larceny	52	11	8	4
		<b>Crimes Against Society</b>				
		Animal Cruelty	1	0	0	0
		Drug/Narcotic Violations	145	141	108	12
		Drug/Narcotic Equipment Violations	61	58	22	2
		Gambling - Betting/Wagering	0	0	0	0
		Gambling - Operating/Promoting	0	0	0	0
		Gambling - Equipment Violations	0	0	0	0
		Gambling - Sports Tampering	0	0	0	0
		Pornography/Obscene Material	2	1	1	0
		Prostitution	0	0	0	0
		Prostitution Assisting/Promoting	0	0	0	0
		Purchasing Prostitution	0	0	0	0
		Weapon Law Violations	7	7	2	0
		<b>Total Group A Offenses</b>	<b>981</b>	<b>531</b>	<b>391</b>	<b>70</b>

Domestic Violence Victims		
Offense	Reported	Cleared
Murder	0	0
Aggravated Assault	26	22
Simple Assault	100	60
Intimidation	1	0
Stalking	0	0
Forcible Rape	2	1
Forcible Sodomy	0	0
Sexual Assault W/Object	0	0
Forcible Fondling	0	0
Incest	0	0
Statutory Rape	0	0
Kidnapping/Abduction	0	0
<b>Total</b>	<b>129</b>	<b>83</b>

TIBRS Group B Arrests		
Offense	Adult	Juvenile
Bad Checks	0	0
Curfew/Vagrancy	0	0
Disorderly Conduct	21	0
DUI	27	0
Drunkenness	28	0
Family-Non Violent	0	0
Liquor Law Violations	2	0
Peeping Tom	0	0
Trespass	13	0
All Other Offenses	82	2
<b>Total Group B</b>	<b>173</b>	<b>2</b>





## Purveyor Police Department - 2016

			Offenses		Arrests	
			Reported	Cleared	Adult	Juvenile
<b>2015 Population Estimate</b>	<b>669</b>	<b>TIBRS Group A Offenses</b>				
<b>Offense Overview</b>		<b>Crimes Against Persons</b>				
Offense Total	19	Murder	0	0	0	0
Number Cleared	3	Negligent Manslaughter	0	0	0	0
Percent Cleared	15.79 %	Negligent Vehicular Manslaughter	0	0	0	0
Group A Crimes per 100,000 population	2,840.1	Kidnapping/Abduction	0	0	0	0
		Forcible Rape	0	0	0	0
		Forcible Sodomy	0	0	0	0
		Sexual Assault W/Object	0	0	0	0
		Forcible Fondling	0	0	0	0
		Incest	0	0	0	0
		Statutory Rape	0	0	0	0
		Aggravated Assault	1	1	1	0
		Simple Assault	5	2	2	0
		Intimidation	0	0	0	0
		Stalking	0	0	0	0
		Commercial Sex Acts	0	0	0	0
		Involuntary Servitude	0	0	0	0
		<b>Crimes Against Property</b>				
		Arson	0	0	0	0
		Bribery	0	0	0	0
		Burglary	3	0	0	0
		Counterfeiting/Forgery	0	0	0	0
		Destruction/Damage/Vandalism	1	0	0	0
		Embezzlement	0	0	0	0
		Extortion/Blackmail	0	0	0	0
		Fraud - Computer Hacking/Invasion	0	0	0	0
		Fraud - Credit Card/ATM	0	0	0	0
		Fraud - False Pretenses	0	0	0	0
		Fraud - Identity Theft	0	0	0	0
		Fraud - Impersonation	0	0	0	0
		Fraud - Welfare	0	0	0	0
		Fraud - Wire	0	0	0	0
		Motor Vehicle Theft	1	0	0	0
		Robbery	0	0	0	0
		Stolen Property Offenses	0	0	0	0
		Theft - Pocket-picking	0	0	0	0
		Theft - Purse Snatching	0	0	0	0
		Theft - Shoplifting	0	0	0	0
		Theft From Building	0	0	0	0
		Theft From Coin Machine	0	0	0	0
		Theft From Motor Vehicle	3	0	0	0
		Theft of Motor Vehicle Parts	0	0	0	0
		Theft - All Other Larceny	4	0	0	0
		<b>Crimes Against Society</b>				
		Animal Cruelty	0	0	0	0
		Drug/Narcotic Violations	0	0	0	0
		Drug/Narcotic Equipment Violations	1	0	0	0
		Gambling - Betting/Wagering	0	0	0	0
		Gambling - Operating/Promoting	0	0	0	0
		Gambling - Equipment Violations	0	0	0	0
		Gambling - Sports Tampering	0	0	0	0
		Pornography/Obscene Material	0	0	0	0
		Prostitution	0	0	0	0
		Prostitution Assisting/Promoting	0	0	0	0
		Purchasing Prostitution	0	0	0	0
		Weapon Law Violations	0	0	0	0
		<b>Total Group A Offenses</b>	<b>19</b>	<b>3</b>	<b>3</b>	<b>0</b>

Domestic Violence Victims		
Offense	Reported	Cleared
Murder	0	0
Aggravated Assault	0	0
Simple Assault	2	1
Intimidation	0	0
Stalking	0	0
Forcible Rape	0	0
Forcible Sodomy	0	0
Sexual Assault W/Object	0	0
Forcible Fondling	0	0
Incest	0	0
Statutory Rape	0	0
Kidnapping/Abduction	0	0
<b>Total</b>	<b>2</b>	<b>1</b>

TIBRS Group B Arrests		
Offense	Adult	Juvenile
Bad Checks	0	0
Curfew/Vagrancy	0	0
Disorderly Conduct	0	0
DUI	0	0
Drunkenness	0	0
Family-Non Violent	0	0
Liquor Law Violations	0	0
Peeping Tom	0	0
Trespass	0	0
All Other Offenses	1	0
<b>Total Group B</b>	<b>1</b>	<b>0</b>



## Red Bank Police Department - 2016

2015 Population Estimate	11,769	TIBRS Group A Offenses	Offenses		Arrests	
			Reported	Cleared	Adult	Juvenile
<b>Offense Overview</b>		<b>Crimes Against Persons</b>				
Offense Total	1,093	Murder	0	0	0	0
Number Cleared	615	Negligent Manslaughter	0	0	0	0
Percent Cleared	56.27 %	Negligent Vehicular Manslaughter	0	0	0	0
Group A Crimes per 100,000 population	9,287.1	Kidnapping/Abduction	2	2	4	0
		Forcible Rape	10	2	1	0
		Forcible Sodomy	4	0	0	0
		Sexual Assault W/Object	0	0	0	0
		Forcible Fondling	13	0	0	1
		Incest	0	0	0	0
		Statutory Rape	0	0	0	0
		Aggravated Assault	63	46	41	3
		Simple Assault	163	128	69	16
		Intimidation	5	4	4	1
		Stalking	4	4	1	0
		Commercial Sex Acts	0	0	0	0
		Involuntary Servitude	0	0	0	0
<b>Arrest Overview</b>		<b>Crimes Against Property</b>				
Total Arrests	752	Arson	0	0	0	0
Adult Arrests	709	Bribery	0	0	0	0
Juvenile Arrests	43	Burglary	69	18	21	5
Unknown Age	0	Counterfeiting/Forgery	8	3	2	0
Arrests per 100,000 population	6,389.7	Destruction/Damage/Vandalism	101	27	8	4
Average number offenses/incident	1.24	Embezzlement	0	0	0	0
		Extortion/Blackmail	0	0	0	0
		Fraud - Computer Hacking/Invasion	0	0	0	0
		Fraud - Credit Card/ATM	17	1	0	0
		Fraud - False Pretenses	9	2	4	1
		Fraud - Identity Theft	2	0	0	0
		Fraud - Impersonation	11	6	10	0
		Fraud - Welfare	0	0	0	0
		Fraud - Wire	0	0	0	0
		Motor Vehicle Theft	33	5	2	0
		Robbery	11	1	2	1
		Stolen Property Offenses	18	14	11	1
		Theft - Pocket-picking	0	0	0	0
		Theft - Purse Snatching	0	0	0	0
		Theft - Shoplifting	32	16	14	0
		Theft From Building	37	9	10	0
		Theft From Coin Machine	2	0	0	0
		Theft From Motor Vehicle	60	4	2	0
		Theft of Motor Vehicle Parts	12	3	0	0
		Theft - All Other Larceny	97	18	12	0
		<b>Crimes Against Society</b>				
		Animal Cruelty	0	0	0	0
		Drug/Narcotic Violations	165	162	154	3
		Drug/Narcotic Equipment Violations	134	130	40	1
		Gambling - Betting/Wagering	0	0	0	0
		Gambling - Operating/Promoting	0	0	0	0
		Gambling - Equipment Violations	0	0	0	0
		Gambling - Sports Tampering	0	0	0	0
		Pornography/Obscene Material	1	0	0	0
		Prostitution	0	0	0	0
		Prostitution Assisting/Promoting	0	0	0	0
		Purchasing Prostitution	0	0	0	0
		Weapon Law Violations	10	10	2	0
		<b>Total Group A Offenses</b>	<b>1,093</b>	<b>615</b>	<b>414</b>	<b>37</b>

Domestic Violence Victims		
Offense	Reported	Cleared
Murder	0	0
Aggravated Assault	30	28
Simple Assault	102	79
Intimidation	2	2
Stalking	1	1
Forcible Rape	3	1
Forcible Sodomy	0	0
Sexual Assault W/Object	0	0
Forcible Fondling	4	0
Incest	0	0
Statutory Rape	0	0
Kidnapping/Abduction	2	2
<b>Total</b>	<b>144</b>	<b>113</b>

TIBRS Group B Arrests		
Offense	Adult	Juvenile
Bad Checks	0	0
Curfew/Vagrancy	0	1
Disorderly Conduct	3	1
DUI	39	1
Drunkenness	18	0
Family-Non Violent	0	0
Liquor Law Violations	0	1
Peeping Tom	0	0
Trespass	10	0
All Other Offenses	225	2
<b>Total Group B</b>	<b>295</b>	<b>6</b>



## Red Boiling Springs Police Department - 2016

			Offenses		Arrests	
			Reported	Cleared	Adult	Juvenile
<b>2015 Population Estimate</b>	<b>1,140</b>					
<b>Offense Overview</b>						
Offense Total	91					
Number Cleared	64					
Percent Cleared	70.33 %					
Group A Crimes per 100,000 population	7,982.5					
<b>Arrest Overview</b>						
Total Arrests	43					
Adult Arrests	41					
Juvenile Arrests	2					
Unknown Age	0					
Arrests per 100,000 population	3,771.9					
Average number offenses/incident	1.18					
<b>Domestic Violence Victims</b>						
Offense	Reported	Cleared				
Murder	0	0				
Aggravated Assault	7	7				
Simple Assault	9	7				
Intimidation	1	0				
Stalking	0	0				
Forcible Rape	0	0				
Forcible Sodomy	0	0				
Sexual Assault W/Object	0	0				
Forcible Fondling	0	0				
Incest	0	0				
Statutory Rape	0	0				
Kidnapping/Abduction	0	0				
<b>Total</b>	<b>17</b>	<b>14</b>				
<b>TIBRS Group B Arrests</b>						
Offense	Adult	Juvenile				
Bad Checks	0	0				
Curfew/Vagrancy	0	0				
Disorderly Conduct	1	1				
DUI	2	0				
Drunkenness	2	0				
Family-Non Violent	1	1				
Liquor Law Violations	0	0				
Peeping Tom	0	0				
Trespass	0	0				
All Other Offenses	1	0				
<b>Total Group B</b>	<b>7</b>	<b>2</b>				
<b>TIBRS Group A Offenses</b>						
<b>Crimes Against Persons</b>						
Murder	0	0	0	0	0	0
Negligent Manslaughter	0	0	0	0	0	0
Negligent Vehicular Manslaughter	0	0	0	0	0	0
Kidnapping/Abduction	1	1	0	0	0	0
Forcible Rape	0	0	0	0	0	0
Forcible Sodomy	0	0	0	0	0	0
Sexual Assault W/Object	0	0	0	0	0	0
Forcible Fondling	0	0	0	0	0	0
Incest	0	0	0	0	0	0
Statutory Rape	0	0	0	0	0	0
Aggravated Assault	8	7	4	0	0	0
Simple Assault	15	11	8	0	0	0
Intimidation	2	1	0	0	0	0
Stalking	0	0	0	0	0	0
Commercial Sex Acts	0	0	0	0	0	0
Involuntary Servitude	0	0	0	0	0	0
<b>Crimes Against Property</b>						
Arson	0	0	0	0	0	0
Bribery	0	0	0	0	0	0
Burglary	7	3	0	0	0	0
Counterfeiting/Forgery	1	1	1	0	0	0
Destruction/Damage/Vandalism	9	4	3	0	0	0
Embezzlement	10	3	2	0	0	0
Extortion/Blackmail	0	0	0	0	0	0
Fraud - Computer Hacking/Invasion	0	0	0	0	0	0
Fraud - Credit Card/ATM	1	0	0	0	0	0
Fraud - False Pretenses	0	0	0	0	0	0
Fraud - Identity Theft	0	0	0	0	0	0
Fraud - Impersonation	2	2	0	0	0	0
Fraud - Welfare	0	0	0	0	0	0
Fraud - Wire	0	0	0	0	0	0
Motor Vehicle Theft	1	0	0	0	0	0
Robbery	0	0	0	0	0	0
Stolen Property Offenses	0	0	0	0	0	0
Theft - Pocket-picking	0	0	0	0	0	0
Theft - Purse Snatching	0	0	0	0	0	0
Theft - Shoplifting	4	3	1	0	0	0
Theft From Building	0	0	0	0	0	0
Theft From Coin Machine	0	0	0	0	0	0
Theft From Motor Vehicle	0	0	0	0	0	0
Theft of Motor Vehicle Parts	1	1	0	0	0	0
Theft - All Other Larceny	1	1	1	0	0	0
<b>Crimes Against Society</b>						
Animal Cruelty	0	0	0	0	0	0
Drug/Narcotic Violations	19	18	13	0	0	0
Drug/Narcotic Equipment Violations	9	8	1	0	0	0
Gambling - Betting/Wagering	0	0	0	0	0	0
Gambling - Operating/Promoting	0	0	0	0	0	0
Gambling - Equipment Violations	0	0	0	0	0	0
Gambling - Sports Tampering	0	0	0	0	0	0
Pornography/Obscene Material	0	0	0	0	0	0
Prostitution	0	0	0	0	0	0
Prostitution Assisting/Promoting	0	0	0	0	0	0
Purchasing Prostitution	0	0	0	0	0	0
Weapon Law Violations	0	0	0	0	0	0
<b>Total Group A Offenses</b>	<b>91</b>	<b>64</b>	<b>34</b>	<b>0</b>	<b>0</b>	<b>0</b>



# Ridgely Police Department - 2016

2015 Population Estimate	1,706	TIBRS Group A Offenses	Offenses		Arrests	
			Reported	Cleared	Adult	Juvenile
<b>Offense Overview</b>		<b>Crimes Against Persons</b>				
Offense Total	95	Murder	0	0	0	0
Number Cleared	40	Negligent Manslaughter	0	0	0	0
Percent Cleared	42.11 %	Negligent Vehicular Manslaughter	0	0	0	0
Group A Crimes per 100,000 population	5,568.6	Kidnapping/Abduction	1	1	1	0
		Forcible Rape	0	0	0	0
		Forcible Sodomy	0	0	0	0
		Sexual Assault W/Object	0	0	0	0
		Forcible Fondling	0	0	0	0
		Incest	0	0	0	0
		Statutory Rape	0	0	0	0
		Aggravated Assault	9	6	5	0
		Simple Assault	17	13	9	1
		Intimidation	0	0	0	0
		Stalking	0	0	0	0
		Commercial Sex Acts	0	0	0	0
		Involuntary Servitude	0	0	0	0
<b>Arrest Overview</b>		<b>Crimes Against Property</b>				
Total Arrests	48	Arson	0	0	0	0
Adult Arrests	44	Bribery	0	0	0	0
Juvenile Arrests	4	Burglary	5	0	0	0
Unknown Age	0	Counterfeiting/Forgery	4	1	1	0
Arrests per 100,000 population	2,813.6	Destruction/Damage/Vandalism	11	2	1	1
Average number offenses/incident	1.10	Embezzlement	0	0	0	0
		Extortion/Blackmail	0	0	0	0
		Fraud - Computer Hacking/Invasion	0	0	0	0
		Fraud - Credit Card/ATM	2	0	0	0
		Fraud - False Pretenses	4	2	2	0
		Fraud - Identity Theft	0	0	0	0
		Fraud - Impersonation	0	0	0	0
		Fraud - Welfare	0	0	0	0
		Fraud - Wire	1	0	0	0
		Motor Vehicle Theft	1	0	0	0
		Robbery	1	0	0	0
		Stolen Property Offenses	0	0	0	0
		Theft - Pocket-picking	0	0	0	0
		Theft - Purse Snatching	1	0	0	0
		Theft - Shoplifting	2	1	1	0
		Theft From Building	20	10	11	0
		Theft From Coin Machine	0	0	0	0
		Theft From Motor Vehicle	8	1	1	0
		Theft of Motor Vehicle Parts	1	0	0	0
		Theft - All Other Larceny	4	0	0	0
		<b>Crimes Against Society</b>				
		Animal Cruelty	0	0	0	0
		Drug/Narcotic Violations	2	2	2	0
		Drug/Narcotic Equipment Violations	0	0	0	0
		Gambling - Betting/Wagering	0	0	0	0
		Gambling - Operating/Promoting	0	0	0	0
		Gambling - Equipment Violations	0	0	0	0
		Gambling - Sports Tampering	0	0	0	0
		Pornography/Obscene Material	0	0	0	0
		Prostitution	0	0	0	0
		Prostitution Assisting/Promoting	0	0	0	0
		Purchasing Prostitution	0	0	0	0
		Weapon Law Violations	1	1	0	0
		<b>Total Group A Offenses</b>	<b>95</b>	<b>40</b>	<b>34</b>	<b>2</b>

Domestic Violence Victims		
Offense	Reported	Cleared
Murder	0	0
Aggravated Assault	2	2
Simple Assault	11	10
Intimidation	0	0
Stalking	0	0
Forcible Rape	0	0
Forcible Sodomy	0	0
Sexual Assault W/Object	0	0
Forcible Fondling	0	0
Incest	0	0
Statutory Rape	0	0
Kidnapping/Abduction	0	0
<b>Total</b>	<b>13</b>	<b>12</b>

TIBRS Group B Arrests		
Offense	Adult	Juvenile
Bad Checks	0	0
Curfew/Vagrancy	0	0
Disorderly Conduct	2	0
DUI	0	0
Drunkenness	2	0
Family-Non Violent	1	1
Liquor Law Violations	0	0
Peeping Tom	0	0
Trespass	2	0
All Other Offenses	3	1
<b>Total Group B</b>	<b>10</b>	<b>2</b>



## Ridgetop Police Department - 2016

2015 Population Estimate	2,042	TIBRS Group A Offenses	Offenses		Arrests	
			Reported	Cleared	Adult	Juvenile
<b>Offense Overview</b>		<b>Crimes Against Persons</b>				
Offense Total	15	Murder	0	0	0	0
Number Cleared	10	Negligent Manslaughter	0	0	0	0
Percent Cleared	66.67 %	Negligent Vehicular Manslaughter	0	0	0	0
Group A Crimes per 100,000 population	734.6	Kidnapping/Abduction	0	0	0	0
		Forcible Rape	0	0	0	0
		Forcible Sodomy	0	0	0	0
		Sexual Assault W/Object	0	0	0	0
		Forcible Fondling	0	0	0	0
		Incest	0	0	0	0
		Statutory Rape	0	0	0	0
		Aggravated Assault	0	0	0	0
		Simple Assault	3	3	3	0
		Intimidation	0	0	0	0
		Stalking	0	0	0	0
		Commercial Sex Acts	0	0	0	0
		Involuntary Servitude	0	0	0	0
<b>Arrest Overview</b>		<b>Crimes Against Property</b>				
Total Arrests	15	Arson	0	0	0	0
Adult Arrests	15	Bribery	0	0	0	0
Juvenile Arrests	0	Burglary	0	0	0	0
Unknown Age	0	Counterfeiting/Forgery	0	0	0	0
Arrests per 100,000 population	734.6	Destruction/Damage/Vandalism	1	0	0	0
Average number offenses/incident	1.15	Embezzlement	0	0	0	0
		Extortion/Blackmail	0	0	0	0
		Fraud - Computer Hacking/Invasion	0	0	0	0
		Fraud - Credit Card/ATM	0	0	0	0
		Fraud - False Pretenses	0	0	0	0
		Fraud - Identity Theft	0	0	0	0
		Fraud - Impersonation	1	0	0	0
		Fraud - Welfare	0	0	0	0
		Fraud - Wire	0	0	0	0
		Motor Vehicle Theft	0	0	0	0
		Robbery	0	0	0	0
		Stolen Property Offenses	0	0	0	0
		Theft - Pocket-picking	0	0	0	0
		Theft - Purse Snatching	0	0	0	0
		Theft - Shoplifting	0	0	0	0
		Theft From Building	1	0	0	0
		Theft From Coin Machine	0	0	0	0
		Theft From Motor Vehicle	1	0	0	0
		Theft of Motor Vehicle Parts	1	1	1	0
		Theft - All Other Larceny	2	1	1	0
		<b>Crimes Against Society</b>				
		Animal Cruelty	0	0	0	0
		Drug/Narcotic Violations	4	4	3	0
		Drug/Narcotic Equipment Violations	1	1	0	0
		Gambling - Betting/Wagering	0	0	0	0
		Gambling - Operating/Promoting	0	0	0	0
		Gambling - Equipment Violations	0	0	0	0
		Gambling - Sports Tampering	0	0	0	0
		Pornography/Obscene Material	0	0	0	0
		Prostitution	0	0	0	0
		Prostitution Assisting/Promoting	0	0	0	0
		Purchasing Prostitution	0	0	0	0
		Weapon Law Violations	0	0	0	0
		<b>Total Group A Offenses</b>	<b>15</b>	<b>10</b>	<b>8</b>	<b>0</b>

Domestic Violence Victims		
Offense	Reported	Cleared
Murder	0	0
Aggravated Assault	0	0
Simple Assault	3	3
Intimidation	0	0
Stalking	0	0
Forcible Rape	0	0
Forcible Sodomy	0	0
Sexual Assault W/Object	0	0
Forcible Fondling	0	0
Incest	0	0
Statutory Rape	0	0
Kidnapping/Abduction	0	0
<b>Total</b>	<b>3</b>	<b>3</b>

TIBRS Group B Arrests		
Offense	Adult	Juvenile
Bad Checks	0	0
Curfew/Vagrancy	0	0
Disorderly Conduct	2	0
DUI	3	0
Drunkenness	1	0
Family-Non Violent	0	0
Liquor Law Violations	0	0
Peeping Tom	0	0
Trespass	0	0
All Other Offenses	1	0
<b>Total Group B</b>	<b>7</b>	<b>0</b>

Please check [www.tncrimeonline.com](http://www.tncrimeonline.com) for additional 2016 data.



# Ripley Police Department - 2016

2015 Population Estimate	8,176	TIBRS Group A Offenses	Offenses		Arrests	
			Reported	Cleared	Adult	Juvenile
<b>Offense Overview</b>		<b>Crimes Against Persons</b>				
Offense Total	963	Murder	2	1	1	0
Number Cleared	175	Negligent Manslaughter	0	0	0	0
Percent Cleared	18.17 %	Negligent Vehicular Manslaughter	0	0	0	0
Group A Crimes per 100,000 population	11,778.4	Kidnapping/Abduction	0	0	0	0
		Forcible Rape	5	1	0	0
		Forcible Sodomy	0	0	0	0
		Sexual Assault W/Object	1	0	0	0
		Forcible Fondling	4	0	0	0
		Incest	0	0	0	0
		Statutory Rape	0	0	0	0
		Aggravated Assault	75	26	20	3
		Simple Assault	177	54	42	6
		Intimidation	54	2	1	0
		Stalking	2	0	0	0
		Commercial Sex Acts	0	0	0	0
		Involuntary Servitude	0	0	0	0
		<b>Crimes Against Property</b>				
		Arson	0	0	0	0
		Bribery	1	1	1	0
		Burglary	145	1	1	0
		Counterfeiting/Forgery	28	2	3	0
		Destruction/Damage/Vandalism	136	15	11	0
		Embezzlement	5	3	2	0
		Extortion/Blackmail	1	0	0	0
		Fraud - Computer Hacking/Invasion	0	0	0	0
		Fraud - Credit Card/ATM	14	1	0	1
		Fraud - False Pretenses	36	2	0	0
		Fraud - Identity Theft	2	0	0	0
		Fraud - Impersonation	5	1	1	0
		Fraud - Welfare	0	0	0	0
		Fraud - Wire	1	0	0	0
		Motor Vehicle Theft	17	2	2	0
		Robbery	13	0	0	0
		Stolen Property Offenses	0	0	0	0
		Theft - Pocket-picking	0	0	0	0
		Theft - Purse Snatching	1	0	0	0
		Theft - Shoplifting	48	25	26	5
		Theft From Building	58	9	9	0
		Theft From Coin Machine	1	0	0	0
		Theft From Motor Vehicle	35	3	4	0
		Theft of Motor Vehicle Parts	15	1	1	0
		Theft - All Other Larceny	48	2	1	1
		<b>Crimes Against Society</b>				
		Animal Cruelty	0	0	0	0
		Drug/Narcotic Violations	22	15	13	0
		Drug/Narcotic Equipment Violations	4	3	1	0
		Gambling - Betting/Wagering	0	0	0	0
		Gambling - Operating/Promoting	0	0	0	0
		Gambling - Equipment Violations	0	0	0	0
		Gambling - Sports Tampering	0	0	0	0
		Pornography/Obscene Material	0	0	0	0
		Prostitution	0	0	0	0
		Prostitution Assisting/Promoting	0	0	0	0
		Purchasing Prostitution	0	0	0	0
		Weapon Law Violations	7	5	3	0
		<b>Total Group A Offenses</b>	<b>963</b>	<b>175</b>	<b>143</b>	<b>16</b>

Domestic Violence Victims		
Offense	Reported	Cleared
Murder	0	0
Aggravated Assault	18	11
Simple Assault	111	39
Intimidation	13	1
Stalking	1	0
Forcible Rape	1	0
Forcible Sodomy	0	0
Sexual Assault W/Object	0	0
Forcible Fondling	2	0
Incest	0	0
Statutory Rape	0	0
Kidnapping/Abduction	0	0
<b>Total</b>	<b>146</b>	<b>51</b>

TIBRS Group B Arrests		
Offense	Adult	Juvenile
Bad Checks	0	0
Curfew/Vagrancy	0	0
Disorderly Conduct	8	0
DUI	8	0
Drunkenness	8	0
Family-Non Violent	1	0
Liquor Law Violations	1	0
Peeping Tom	0	0
Trespass	5	0
All Other Offenses	54	1
<b>Total Group B</b>	<b>85</b>	<b>1</b>



## Rockwood Police Department - 2016

2015 Population Estimate	5,425	TIBRS Group A Offenses	Offenses		Arrests	
			Reported	Cleared	Adult	Juvenile
<b>Offense Overview</b>		<b>Crimes Against Persons</b>				
Offense Total	618	Murder	0	0	0	0
Number Cleared	280	Negligent Manslaughter	0	0	0	0
Percent Cleared	45.31 %	Negligent Vehicular Manslaughter	0	0	0	0
Group A Crimes per 100,000 population	11,391.7	Kidnapping/Abduction	2	2	1	0
		Forcible Rape	0	0	0	0
		Forcible Sodomy	0	0	0	0
		Sexual Assault W/Object	1	0	0	0
		Forcible Fondling	2	2	1	0
		Incest	1	0	0	0
		Statutory Rape	0	0	0	0
		Aggravated Assault	19	13	11	0
		Simple Assault	57	38	30	1
		Intimidation	24	6	5	0
		Stalking	1	1	1	0
		Commercial Sex Acts	0	0	0	0
		Involuntary Servitude	0	0	0	0
		<b>Crimes Against Property</b>				
		Arson	1	0	0	0
		Bribery	0	0	0	0
		Burglary	48	7	5	0
		Counterfeiting/Forgery	3	0	0	0
		Destruction/Damage/Vandalism	65	8	5	0
		Embezzlement	1	0	0	0
		Extortion/Blackmail	0	0	0	0
		Fraud - Computer Hacking/Invasion	0	0	0	0
		Fraud - Credit Card/ATM	12	1	0	0
		Fraud - False Pretenses	7	3	3	0
		Fraud - Identity Theft	0	0	0	0
		Fraud - Impersonation	1	1	1	0
		Fraud - Welfare	0	0	0	0
		Fraud - Wire	0	0	0	0
		Motor Vehicle Theft	25	3	1	4
		Robbery	4	2	1	0
		Stolen Property Offenses	0	0	0	0
		Theft - Pocket-picking	0	0	0	0
		Theft - Purse Snatching	0	0	0	0
		Theft - Shoplifting	94	71	81	0
		Theft From Building	18	1	1	0
		Theft From Coin Machine	1	0	0	0
		Theft From Motor Vehicle	18	5	3	2
		Theft of Motor Vehicle Parts	6	1	0	0
		Theft - All Other Larceny	93	8	4	0
		<b>Crimes Against Society</b>				
		Animal Cruelty	1	0	0	0
		Drug/Narcotic Violations	72	69	57	3
		Drug/Narcotic Equipment Violations	36	35	24	0
		Gambling - Betting/Wagering	0	0	0	0
		Gambling - Operating/Promoting	0	0	0	0
		Gambling - Equipment Violations	0	0	0	0
		Gambling - Sports Tampering	0	0	0	0
		Pornography/Obscene Material	2	0	0	0
		Prostitution	0	0	0	0
		Prostitution Assisting/Promoting	0	0	0	0
		Purchasing Prostitution	0	0	0	0
		Weapon Law Violations	3	3	2	0
		<b>Total Group A Offenses</b>	<b>618</b>	<b>280</b>	<b>237</b>	<b>10</b>

Domestic Violence Victims		
Offense	Reported	Cleared
Murder	0	0
Aggravated Assault	8	6
Simple Assault	36	29
Intimidation	13	4
Stalking	0	0
Forcible Rape	0	0
Forcible Sodomy	0	0
Sexual Assault W/Object	0	0
Forcible Fondling	0	0
Incest	1	0
Statutory Rape	0	0
Kidnapping/Abduction	2	2
<b>Total</b>	<b>60</b>	<b>41</b>

TIBRS Group B Arrests		
Offense	Adult	Juvenile
Bad Checks	0	0
Curfew/Vagrancy	0	0
Disorderly Conduct	3	0
DUI	22	0
Drunkenness	15	0
Family-Non Violent	1	0
Liquor Law Violations	0	0
Peeping Tom	0	0
Trespass	23	0
All Other Offenses	14	1
<b>Total Group B</b>	<b>78</b>	<b>1</b>



## Rocky Top Police Department - 2016

2015 Population Estimate	N/A	TIBRS Group A Offenses	Offenses		Arrests	
			Reported	Cleared	Adult	Juvenile
<b>Offense Overview</b>		<b>Crimes Against Persons</b>				
Offense Total	200	Murder	0	0	0	0
Number Cleared	97	Negligent Manslaughter	0	0	0	0
Percent Cleared	48.50 %	Negligent Vehicular Manslaughter	0	0	0	0
Group A Crimes per 100,000 population	N/A	Kidnapping/Abduction	0	0	0	0
		Forcible Rape	1	0	0	0
		Forcible Sodomy	0	0	0	0
		Sexual Assault W/Object	0	0	0	0
		Forcible Fondling	0	0	0	0
		Incest	0	0	0	0
		Statutory Rape	2	1	1	0
		Aggravated Assault	7	7	4	0
		Simple Assault	33	31	22	3
		Intimidation	1	0	0	0
		Stalking	0	0	0	0
		Commercial Sex Acts	0	0	0	0
		Involuntary Servitude	0	0	0	0
		<b>Crimes Against Property</b>				
		Arson	0	0	0	0
		Bribery	0	0	0	0
		Burglary	17	5	5	0
		Counterfeiting/Forgery	3	0	0	0
		Destruction/Damage/Vandalism	30	5	5	0
		Embezzlement	0	0	0	0
		Extortion/Blackmail	0	0	0	0
		Fraud - Computer Hacking/Invasion	0	0	0	0
		Fraud - Credit Card/ATM	7	2	1	0
		Fraud - False Pretenses	1	0	0	0
		Fraud - Identity Theft	0	0	0	0
		Fraud - Impersonation	0	0	0	0
		Fraud - Welfare	0	0	0	0
		Fraud - Wire	0	0	0	0
		Motor Vehicle Theft	12	5	5	3
		Robbery	0	0	0	0
		Stolen Property Offenses	0	0	0	0
		Theft - Pocket-picking	1	0	0	0
		Theft - Purse Snatching	0	0	0	0
		Theft - Shoplifting	15	13	14	0
		Theft From Building	32	12	7	0
		Theft From Coin Machine	1	1	3	0
		Theft From Motor Vehicle	7	1	1	0
		Theft of Motor Vehicle Parts	5	0	0	0
		Theft - All Other Larceny	13	2	2	0
		<b>Crimes Against Society</b>				
		Animal Cruelty	0	0	0	0
		Drug/Narcotic Violations	9	9	8	0
		Drug/Narcotic Equipment Violations	2	2	2	0
		Gambling - Betting/Wagering	0	0	0	0
		Gambling - Operating/Promoting	0	0	0	0
		Gambling - Equipment Violations	0	0	0	0
		Gambling - Sports Tampering	0	0	0	0
		Pornography/Obscene Material	0	0	0	0
		Prostitution	0	0	0	0
		Prostitution Assisting/Promoting	0	0	0	0
		Purchasing Prostitution	0	0	0	0
		Weapon Law Violations	1	1	1	0
		<b>Total Group A Offenses</b>	<b>200</b>	<b>97</b>	<b>81</b>	<b>6</b>

Domestic Violence Victims		
Offense	Reported	Cleared
Murder	0	0
Aggravated Assault	4	4
Simple Assault	23	21
Intimidation	0	0
Stalking	0	0
Forcible Rape	0	0
Forcible Sodomy	0	0
Sexual Assault W/Object	0	0
Forcible Fondling	0	0
Incest	0	0
Statutory Rape	1	0
Kidnapping/Abduction	0	0
<b>Total</b>	<b>28</b>	<b>25</b>

TIBRS Group B Arrests		
Offense	Adult	Juvenile
Bad Checks	0	0
Curfew/Vagrancy	0	0
Disorderly Conduct	2	0
DUI	4	0
Drunkenness	8	0
Family-Non Violent	0	0
Liquor Law Violations	3	0
Peeping Tom	0	0
Trespass	16	0
All Other Offenses	86	3
<b>Total Group B</b>	<b>119</b>	<b>3</b>





## Rogersville Police Department - 2016

2015 Population Estimate	4,383	TIBRS Group A Offenses	Offenses		Arrests	
			Reported	Cleared	Adult	Juvenile
<b>Offense Overview</b>		<b>Crimes Against Persons</b>				
Offense Total	523	Murder	0	0	0	0
Number Cleared	202	Negligent Manslaughter	0	0	0	0
Percent Cleared	38.62 %	Negligent Vehicular Manslaughter	0	0	0	0
Group A Crimes per 100,000 population	11,932.5	Kidnapping/Abduction	2	1	1	0
		Forcible Rape	1	0	0	0
		Forcible Sodomy	0	0	0	0
		Sexual Assault W/Object	1	0	0	0
		Forcible Fondling	3	0	0	0
		Incest	0	0	0	0
		Statutory Rape	0	0	0	0
		Aggravated Assault	17	2	2	0
		Simple Assault	53	27	15	2
		Intimidation	12	0	0	0
		Stalking	0	0	0	0
		Commercial Sex Acts	0	0	0	0
		Involuntary Servitude	0	0	0	0
		<b>Crimes Against Property</b>				
		Arson	1	0	0	0
		Bribery	0	0	0	0
		Burglary	41	2	0	0
		Counterfeiting/Forgery	12	1	1	0
		Destruction/Damage/Vandalism	49	2	0	0
		Embezzlement	3	0	0	0
		Extortion/Blackmail	0	0	0	0
		Fraud - Computer Hacking/Invasion	0	0	0	0
		Fraud - Credit Card/ATM	44	20	16	0
		Fraud - False Pretenses	31	7	7	0
		Fraud - Identity Theft	0	0	0	0
		Fraud - Impersonation	1	1	0	0
		Fraud - Welfare	0	0	0	0
		Fraud - Wire	6	0	0	0
		Motor Vehicle Theft	7	0	0	0
		Robbery	1	0	0	0
		Stolen Property Offenses	1	0	0	0
		Theft - Pocket-picking	2	1	1	0
		Theft - Purse Snatching	0	0	0	0
		Theft - Shoplifting	86	71	73	2
		Theft From Building	42	4	1	0
		Theft From Coin Machine	0	0	0	0
		Theft From Motor Vehicle	26	1	0	0
		Theft of Motor Vehicle Parts	4	0	0	0
		Theft - All Other Larceny	16	1	2	0
		<b>Crimes Against Society</b>				
		Animal Cruelty	0	0	0	0
		Drug/Narcotic Violations	27	27	26	0
		Drug/Narcotic Equipment Violations	32	32	4	0
		Gambling - Betting/Wagering	0	0	0	0
		Gambling - Operating/Promoting	0	0	0	0
		Gambling - Equipment Violations	0	0	0	0
		Gambling - Sports Tampering	0	0	0	0
		Pornography/Obscene Material	0	0	0	0
		Prostitution	0	0	0	0
		Prostitution Assisting/Promoting	0	0	0	0
		Purchasing Prostitution	0	0	0	0
		Weapon Law Violations	2	2	1	0
		<b>Total Group A Offenses</b>	<b>523</b>	<b>202</b>	<b>150</b>	<b>4</b>

Domestic Violence Victims		
Offense	Reported	Cleared
Murder	0	0
Aggravated Assault	5	2
Simple Assault	29	13
Intimidation	4	0
Stalking	0	0
Forcible Rape	0	0
Forcible Sodomy	0	0
Sexual Assault W/Object	0	0
Forcible Fondling	1	0
Incest	0	0
Statutory Rape	0	0
Kidnapping/Abduction	2	1
<b>Total</b>	<b>41</b>	<b>16</b>

TIBRS Group B Arrests		
Offense	Adult	Juvenile
Bad Checks	0	0
Curfew/Vagrancy	0	1
Disorderly Conduct	3	0
DUI	8	0
Drunkenness	22	0
Family-Non Violent	0	0
Liquor Law Violations	0	0
Peeping Tom	0	0
Trespass	9	0
All Other Offenses	12	0
<b>Total Group B</b>	<b>54</b>	<b>1</b>



## Rossville Police Department - 2016

			Offenses		Arrests	
			Reported	Cleared	Adult	Juvenile
<b>2015 Population Estimate</b>	<b>768</b>	<b>TIBRS Group A Offenses</b>				
<b>Offense Overview</b>		<b>Crimes Against Persons</b>				
Offense Total	32	Murder	0	0	0	0
Number Cleared	5	Negligent Manslaughter	0	0	0	0
Percent Cleared	15.63 %	Negligent Vehicular Manslaughter	0	0	0	0
Group A Crimes per 100,000 population	4,166.7	Kidnapping/Abduction	0	0	0	0
		Forcible Rape	0	0	0	0
		Forcible Sodomy	0	0	0	0
		Sexual Assault W/Object	0	0	0	0
		Forcible Fondling	0	0	0	0
		Incest	0	0	0	0
		Statutory Rape	0	0	0	0
		Aggravated Assault	1	0	0	0
		Simple Assault	6	2	2	0
		Intimidation	2	1	1	0
		Stalking	0	0	0	0
		Commercial Sex Acts	0	0	0	0
		Involuntary Servitude	0	0	0	0
		<b>Crimes Against Property</b>				
		Arson	0	0	0	0
		Bribery	0	0	0	0
		Burglary	3	0	0	0
		Counterfeiting/Forgery	2	0	0	0
		Destruction/Damage/Vandalism	3	1	1	0
		Embezzlement	0	0	0	0
		Extortion/Blackmail	0	0	0	0
		Fraud - Computer Hacking/Invasion	0	0	0	0
		Fraud - Credit Card/ATM	0	0	0	0
		Fraud - False Pretenses	2	0	0	0
		Fraud - Identity Theft	0	0	0	0
		Fraud - Impersonation	1	1	1	0
		Fraud - Welfare	0	0	0	0
		Fraud - Wire	0	0	0	0
		Motor Vehicle Theft	3	0	0	0
		Robbery	0	0	0	0
		Stolen Property Offenses	0	0	0	0
		Theft - Pocket-picking	0	0	0	0
		Theft - Purse Snatching	0	0	0	0
		Theft - Shoplifting	0	0	0	0
		Theft From Building	2	0	0	0
		Theft From Coin Machine	0	0	0	0
		Theft From Motor Vehicle	1	0	0	0
		Theft of Motor Vehicle Parts	1	0	0	0
		Theft - All Other Larceny	5	0	0	0
		<b>Crimes Against Society</b>				
		Animal Cruelty	0	0	0	0
		Drug/Narcotic Violations	0	0	0	0
		Drug/Narcotic Equipment Violations	0	0	0	0
		Gambling - Betting/Wagering	0	0	0	0
		Gambling - Operating/Promoting	0	0	0	0
		Gambling - Equipment Violations	0	0	0	0
		Gambling - Sports Tampering	0	0	0	0
		Pornography/Obscene Material	0	0	0	0
		Prostitution	0	0	0	0
		Prostitution Assisting/Promoting	0	0	0	0
		Purchasing Prostitution	0	0	0	0
		Weapon Law Violations	0	0	0	0
		<b>Total Group A Offenses</b>	<b>32</b>	<b>5</b>	<b>5</b>	<b>0</b>

Domestic Violence Victims		
Offense	Reported	Cleared
Murder	0	0
Aggravated Assault	0	0
Simple Assault	2	1
Intimidation	0	0
Stalking	0	0
Forcible Rape	0	0
Forcible Sodomy	0	0
Sexual Assault W/Object	0	0
Forcible Fondling	0	0
Incest	0	0
Statutory Rape	0	0
Kidnapping/Abduction	0	0
<b>Total</b>	<b>2</b>	<b>1</b>

TIBRS Group B Arrests		
Offense	Adult	Juvenile
Bad Checks	0	0
Curfew/Vagrancy	0	0
Disorderly Conduct	1	0
DUI	2	0
Drunkenness	0	0
Family-Non Violent	0	0
Liquor Law Violations	0	0
Peeping Tom	0	0
Trespass	0	0
All Other Offenses	0	0
<b>Total Group B</b>	<b>3</b>	<b>0</b>



## Rutherford Police Department - 2016

2015 Population Estimate	1,109	TIBRS Group A Offenses	Offenses		Arrests	
			Reported	Cleared	Adult	Juvenile
<b>Offense Overview</b>		<b>Crimes Against Persons</b>				
Offense Total	19	Murder	0	0	0	0
Number Cleared	4	Negligent Manslaughter	0	0	0	0
Percent Cleared	21.05 %	Negligent Vehicular Manslaughter	0	0	0	0
Group A Crimes per 100,000 population	1,713.3	Kidnapping/Abduction	0	0	0	0
		Forcible Rape	0	0	0	0
		Forcible Sodomy	0	0	0	0
		Sexual Assault W/Object	0	0	0	0
		Forcible Fondling	0	0	0	0
		Incest	0	0	0	0
		Statutory Rape	0	0	0	0
		Aggravated Assault	1	0	0	0
		Simple Assault	2	2	2	0
		Intimidation	2	0	0	0
		Stalking	0	0	0	0
		Commercial Sex Acts	0	0	0	0
		Involuntary Servitude	0	0	0	0
		<b>Crimes Against Property</b>				
		Arson	0	0	0	0
		Bribery	0	0	0	0
		Burglary	0	0	0	0
		Counterfeiting/Forgery	1	0	0	0
		Destruction/Damage/Vandalism	4	0	0	0
		Embezzlement	0	0	0	0
		Extortion/Blackmail	0	0	0	0
		Fraud - Computer Hacking/Invasion	0	0	0	0
		Fraud - Credit Card/ATM	0	0	0	0
		Fraud - False Pretenses	1	0	0	0
		Fraud - Identity Theft	0	0	0	0
		Fraud - Impersonation	0	0	0	0
		Fraud - Welfare	0	0	0	0
		Fraud - Wire	0	0	0	0
		Motor Vehicle Theft	1	0	0	0
		Robbery	0	0	0	0
		Stolen Property Offenses	0	0	0	0
		Theft - Pocket-picking	0	0	0	0
		Theft - Purse Snatching	0	0	0	0
		Theft - Shoplifting	0	0	0	0
		Theft From Building	2	1	1	0
		Theft From Coin Machine	0	0	0	0
		Theft From Motor Vehicle	3	0	0	0
		Theft of Motor Vehicle Parts	0	0	0	0
		Theft - All Other Larceny	1	0	0	0
		<b>Crimes Against Society</b>				
		Animal Cruelty	1	1	1	0
		Drug/Narcotic Violations	0	0	0	0
		Drug/Narcotic Equipment Violations	0	0	0	0
		Gambling - Betting/Wagering	0	0	0	0
		Gambling - Operating/Promoting	0	0	0	0
		Gambling - Equipment Violations	0	0	0	0
		Gambling - Sports Tampering	0	0	0	0
		Pornography/Obscene Material	0	0	0	0
		Prostitution	0	0	0	0
		Prostitution Assisting/Promoting	0	0	0	0
		Purchasing Prostitution	0	0	0	0
		Weapon Law Violations	0	0	0	0
		<b>Total Group A Offenses</b>	<b>19</b>	<b>4</b>	<b>4</b>	<b>0</b>

Domestic Violence Victims		
Offense	Reported	Cleared
Murder	0	0
Aggravated Assault	0	0
Simple Assault	2	2
Intimidation	2	0
Stalking	0	0
Forcible Rape	0	0
Forcible Sodomy	0	0
Sexual Assault W/Object	0	0
Forcible Fondling	0	0
Incest	0	0
Statutory Rape	0	0
Kidnapping/Abduction	0	0
<b>Total</b>	<b>4</b>	<b>2</b>

TIBRS Group B Arrests		
Offense	Adult	Juvenile
Bad Checks	0	0
Curfew/Vagrancy	0	0
Disorderly Conduct	1	1
DUI	1	0
Drunkenness	0	0
Family-Non Violent	0	0
Liquor Law Violations	0	0
Peeping Tom	0	0
Trespass	0	0
All Other Offenses	3	0
<b>Total Group B</b>	<b>5</b>	<b>1</b>



## Rutledge Police Department - 2016

2015 Population Estimate	1,187	TIBRS Group A Offenses	Offenses		Arrests	
			Reported	Cleared	Adult	Juvenile
<b>Offense Overview</b>		<b>Crimes Against Persons</b>				
Offense Total	45	Murder	0	0	0	0
Number Cleared	12	Negligent Manslaughter	0	0	0	0
Percent Cleared	26.67 %	Negligent Vehicular Manslaughter	0	0	0	0
Group A Crimes per 100,000 population	3,791.1	Kidnapping/Abduction	0	0	0	0
		Forcible Rape	0	0	0	0
		Forcible Sodomy	0	0	0	0
		Sexual Assault W/Object	0	0	0	0
		Forcible Fondling	0	0	0	0
		Incest	0	0	0	0
		Statutory Rape	0	0	0	0
		Aggravated Assault	0	0	0	0
		Simple Assault	11	4	3	0
		Intimidation	2	0	0	0
		Stalking	0	0	0	0
		Commercial Sex Acts	0	0	0	0
		Involuntary Servitude	0	0	0	0
		<b>Crimes Against Property</b>				
		Arson	0	0	0	0
		Bribery	0	0	0	0
		Burglary	4	0	0	0
		Counterfeiting/Forgery	0	0	0	0
		Destruction/Damage/Vandalism	2	0	0	0
		Embezzlement	0	0	0	0
		Extortion/Blackmail	0	0	0	0
		Fraud - Computer Hacking/Invasion	0	0	0	0
		Fraud - Credit Card/ATM	0	0	0	0
		Fraud - False Pretenses	0	0	0	0
		Fraud - Identity Theft	0	0	0	0
		Fraud - Impersonation	0	0	0	0
		Fraud - Welfare	0	0	0	0
		Fraud - Wire	0	0	0	0
		Motor Vehicle Theft	0	0	0	0
		Robbery	0	0	0	0
		Stolen Property Offenses	0	0	0	0
		Theft - Pocket-picking	0	0	0	0
		Theft - Purse Snatching	0	0	0	0
		Theft - Shoplifting	1	0	0	0
		Theft From Building	5	0	0	0
		Theft From Coin Machine	0	0	0	0
		Theft From Motor Vehicle	5	0	0	0
		Theft of Motor Vehicle Parts	0	0	0	0
		Theft - All Other Larceny	8	1	1	0
		<b>Crimes Against Society</b>				
		Animal Cruelty	0	0	0	0
		Drug/Narcotic Violations	3	3	3	0
		Drug/Narcotic Equipment Violations	4	4	5	0
		Gambling - Betting/Wagering	0	0	0	0
		Gambling - Operating/Promoting	0	0	0	0
		Gambling - Equipment Violations	0	0	0	0
		Gambling - Sports Tampering	0	0	0	0
		Pornography/Obscene Material	0	0	0	0
		Prostitution	0	0	0	0
		Prostitution Assisting/Promoting	0	0	0	0
		Purchasing Prostitution	0	0	0	0
		Weapon Law Violations	0	0	0	0
		<b>Total Group A Offenses</b>	<b>45</b>	<b>12</b>	<b>12</b>	<b>0</b>

Domestic Violence Victims		
Offense	Reported	Cleared
Murder	0	0
Aggravated Assault	0	0
Simple Assault	6	2
Intimidation	1	0
Stalking	0	0
Forcible Rape	0	0
Forcible Sodomy	0	0
Sexual Assault W/Object	0	0
Forcible Fondling	0	0
Incest	0	0
Statutory Rape	0	0
Kidnapping/Abduction	0	0
<b>Total</b>	<b>7</b>	<b>2</b>

TIBRS Group B Arrests		
Offense	Adult	Juvenile
Bad Checks	0	0
Curfew/Vagrancy	0	0
Disorderly Conduct	0	0
DUI	1	0
Drunkenness	4	0
Family-Non Violent	0	0
Liquor Law Violations	0	0
Peeping Tom	0	0
Trespass	0	0
All Other Offenses	2	0
<b>Total Group B</b>	<b>7</b>	<b>0</b>



## Saltillo Police Department - 2016

2015 Population Estimate	505	TIBRS Group A Offenses	Offenses		Arrests	
			Reported	Cleared	Adult	Juvenile
<b>Offense Overview</b>		<b>Crimes Against Persons</b>				
Offense Total	32	Murder	0	0	0	0
Number Cleared	7	Negligent Manslaughter	0	0	0	0
Percent Cleared	21.88 %	Negligent Vehicular Manslaughter	0	0	0	0
Group A Crimes per 100,000 population	6,336.6	Kidnapping/Abduction	0	0	0	0
		Forcible Rape	0	0	0	0
		Forcible Sodomy	0	0	0	0
		Sexual Assault W/Object	0	0	0	0
		Forcible Fondling	0	0	0	0
		Incest	0	0	0	0
		Statutory Rape	0	0	0	0
		Aggravated Assault	1	0	0	0
		Simple Assault	4	1	1	0
		Intimidation	1	0	0	0
		Stalking	0	0	0	0
		Commercial Sex Acts	0	0	0	0
		Involuntary Servitude	0	0	0	0
		<b>Crimes Against Property</b>				
		Arson	0	0	0	0
		Bribery	0	0	0	0
		Burglary	1	0	0	0
		Counterfeiting/Forgery	0	0	0	0
		Destruction/Damage/Vandalism	5	1	1	0
		Embezzlement	0	0	0	0
		Extortion/Blackmail	0	0	0	0
		Fraud - Computer Hacking/Invasion	0	0	0	0
		Fraud - Credit Card/ATM	0	0	0	0
		Fraud - False Pretenses	1	0	0	0
		Fraud - Identity Theft	0	0	0	0
		Fraud - Impersonation	1	0	0	0
		Fraud - Welfare	0	0	0	0
		Fraud - Wire	0	0	0	0
		Motor Vehicle Theft	1	0	0	0
		Robbery	0	0	0	0
		Stolen Property Offenses	0	0	0	0
		Theft - Pocket-picking	0	0	0	0
		Theft - Purse Snatching	0	0	0	0
		Theft - Shoplifting	0	0	0	0
		Theft From Building	2	1	1	0
		Theft From Coin Machine	0	0	0	0
		Theft From Motor Vehicle	0	0	0	0
		Theft of Motor Vehicle Parts	1	0	0	0
		Theft - All Other Larceny	11	1	0	0
		<b>Crimes Against Society</b>				
		Animal Cruelty	0	0	0	0
		Drug/Narcotic Violations	1	1	1	0
		Drug/Narcotic Equipment Violations	2	2	1	0
		Gambling - Betting/Wagering	0	0	0	0
		Gambling - Operating/Promoting	0	0	0	0
		Gambling - Equipment Violations	0	0	0	0
		Gambling - Sports Tampering	0	0	0	0
		Pornography/Obscene Material	0	0	0	0
		Prostitution	0	0	0	0
		Prostitution Assisting/Promoting	0	0	0	0
		Purchasing Prostitution	0	0	0	0
		Weapon Law Violations	0	0	0	0
		<b>Total Group A Offenses</b>	<b>32</b>	<b>7</b>	<b>5</b>	<b>0</b>

Domestic Violence Victims		
Offense	Reported	Cleared
Murder	0	0
Aggravated Assault	0	0
Simple Assault	2	1
Intimidation	0	0
Stalking	0	0
Forcible Rape	0	0
Forcible Sodomy	0	0
Sexual Assault W/Object	0	0
Forcible Fondling	0	0
Incest	0	0
Statutory Rape	0	0
Kidnapping/Abduction	0	0
<b>Total</b>	<b>2</b>	<b>1</b>

TIBRS Group B Arrests		
Offense	Adult	Juvenile
Bad Checks	0	0
Curfew/Vagrancy	0	0
Disorderly Conduct	0	0
DUI	0	0
Drunkenness	1	0
Family-Non Violent	0	0
Liquor Law Violations	1	0
Peeping Tom	0	0
Trespass	1	0
All Other Offenses	4	1
<b>Total Group B</b>	<b>7</b>	<b>1</b>



## Savannah Police Department - 2016

			Offenses		Arrests	
			Reported	Cleared	Adult	Juvenile
<b>2015 Population Estimate</b>	<b>7,027</b>	<b>TIBRS Group A Offenses</b>				
<b>Offense Overview</b>		<b>Crimes Against Persons</b>				
Offense Total	1,406	Murder	2	2	2	0
Number Cleared	551	Negligent Manslaughter	0	0	0	0
Percent Cleared	39.19 %	Negligent Vehicular Manslaughter	0	0	0	0
Group A Crimes per 100,000 population	20,008.5	Kidnapping/Abduction	0	0	0	0
		Forcible Rape	5	2	3	0
		Forcible Sodomy	4	1	1	0
		Sexual Assault W/Object	1	0	0	0
		Forcible Fondling	5	0	0	0
		Incest	0	0	0	0
		Statutory Rape	1	1	1	0
		Aggravated Assault	86	50	36	1
		Simple Assault	187	95	68	8
		Intimidation	126	16	10	0
		Stalking	5	3	3	0
		Commercial Sex Acts	0	0	0	0
		Involuntary Servitude	0	0	0	0
		<b>Crimes Against Property</b>				
		Arson	0	0	0	0
		Bribery	0	0	0	0
		Burglary	101	9	6	1
		Counterfeiting/Forgery	79	33	35	0
		Destruction/Damage/Vandalism	131	15	13	0
		Embezzlement	7	2	2	0
		Extortion/Blackmail	1	1	0	0
		Fraud - Computer Hacking/Invasion	0	0	0	0
		Fraud - Credit Card/ATM	32	25	30	0
		Fraud - False Pretenses	74	46	16	0
		Fraud - Identity Theft	1	0	0	0
		Fraud - Impersonation	7	5	6	0
		Fraud - Welfare	0	0	0	0
		Fraud - Wire	3	0	0	0
		Motor Vehicle Theft	25	8	8	1
		Robbery	5	3	3	0
		Stolen Property Offenses	1	1	1	0
		Theft - Pocket-picking	0	0	0	0
		Theft - Purse Snatching	0	0	0	0
		Theft - Shoplifting	129	97	112	0
		Theft From Building	97	13	11	2
		Theft From Coin Machine	0	0	0	0
		Theft From Motor Vehicle	79	7	7	0
		Theft of Motor Vehicle Parts	19	2	1	0
		Theft - All Other Larceny	80	7	6	0
		<b>Crimes Against Society</b>				
		Animal Cruelty	2	1	1	0
		Drug/Narcotic Violations	58	55	53	3
		Drug/Narcotic Equipment Violations	42	41	15	0
		Gambling - Betting/Wagering	0	0	0	0
		Gambling - Operating/Promoting	0	0	0	0
		Gambling - Equipment Violations	0	0	0	0
		Gambling - Sports Tampering	0	0	0	0
		Pornography/Obscene Material	0	0	0	0
		Prostitution	0	0	0	0
		Prostitution Assisting/Promoting	0	0	0	0
		Purchasing Prostitution	0	0	0	0
		Weapon Law Violations	11	10	4	0
		<b>Total Group A Offenses</b>	<b>1,406</b>	<b>551</b>	<b>454</b>	<b>16</b>

Domestic Violence Victims		
Offense	Reported	Cleared
Murder	0	0
Aggravated Assault	25	18
Simple Assault	94	62
Intimidation	38	8
Stalking	2	1
Forcible Rape	0	0
Forcible Sodomy	0	0
Sexual Assault W/Object	0	0
Forcible Fondling	1	0
Incest	0	0
Statutory Rape	1	1
Kidnapping/Abduction	0	0
<b>Total</b>	<b>161</b>	<b>90</b>

TIBRS Group B Arrests		
Offense	Adult	Juvenile
Bad Checks	0	0
Curfew/Vagrancy	0	0
Disorderly Conduct	7	1
DUI	37	0
Drunkenness	78	1
Family-Non Violent	11	0
Liquor Law Violations	3	0
Peeping Tom	0	0
Trespass	20	0
All Other Offenses	32	29
<b>Total Group B</b>	<b>188</b>	<b>31</b>



## Scotts Hill Police Department - 2016

2015 Population Estimate	984	TIBRS Group A Offenses	Offenses		Arrests	
			Reported	Cleared	Adult	Juvenile
<b>Offense Overview</b>		<b>Crimes Against Persons</b>				
Offense Total	48	Murder	0	0	0	0
Number Cleared	43	Negligent Manslaughter	0	0	0	0
Percent Cleared	89.58 %	Negligent Vehicular Manslaughter	0	0	0	0
Group A Crimes per 100,000 population	4,878.0	Kidnapping/Abduction	2	2	0	0
		Forcible Rape	0	0	0	0
		Forcible Sodomy	0	0	0	0
		Sexual Assault W/Object	0	0	0	0
		Forcible Fondling	0	0	0	0
		Incest	0	0	0	0
		Statutory Rape	0	0	0	0
		Aggravated Assault	2	2	2	0
		Simple Assault	6	6	6	0
		Intimidation	2	1	1	0
		Stalking	1	1	1	0
		Commercial Sex Acts	0	0	0	0
		Involuntary Servitude	0	0	0	0
		<b>Crimes Against Property</b>				
		Arson	0	0	0	0
		Bribery	0	0	0	0
		Burglary	1	1	1	0
		Counterfeiting/Forgery	7	7	7	0
		Destruction/Damage/Vandalism	3	2	1	0
		Embezzlement	0	0	0	0
		Extortion/Blackmail	0	0	0	0
		Fraud - Computer Hacking/Invasion	0	0	0	0
		Fraud - Credit Card/ATM	1	1	1	0
		Fraud - False Pretenses	7	7	0	0
		Fraud - Identity Theft	0	0	0	0
		Fraud - Impersonation	0	0	0	0
		Fraud - Welfare	0	0	0	0
		Fraud - Wire	0	0	0	0
		Motor Vehicle Theft	0	0	0	0
		Robbery	0	0	0	0
		Stolen Property Offenses	0	0	0	0
		Theft - Pocket-picking	0	0	0	0
		Theft - Purse Snatching	0	0	0	0
		Theft - Shoplifting	2	2	3	0
		Theft From Building	4	4	3	0
		Theft From Coin Machine	0	0	0	0
		Theft From Motor Vehicle	3	1	1	0
		Theft of Motor Vehicle Parts	0	0	0	0
		Theft - All Other Larceny	1	0	0	0
		<b>Crimes Against Society</b>				
		Animal Cruelty	0	0	0	0
		Drug/Narcotic Violations	3	3	3	0
		Drug/Narcotic Equipment Violations	3	3	2	0
		Gambling - Betting/Wagering	0	0	0	0
		Gambling - Operating/Promoting	0	0	0	0
		Gambling - Equipment Violations	0	0	0	0
		Gambling - Sports Tampering	0	0	0	0
		Pornography/Obscene Material	0	0	0	0
		Prostitution	0	0	0	0
		Prostitution Assisting/Promoting	0	0	0	0
		Purchasing Prostitution	0	0	0	0
		Weapon Law Violations	0	0	0	0
		<b>Total Group A Offenses</b>	<b>48</b>	<b>43</b>	<b>32</b>	<b>0</b>

Domestic Violence Victims		
Offense	Reported	Cleared
Murder	0	0
Aggravated Assault	2	2
Simple Assault	6	6
Intimidation	1	0
Stalking	1	1
Forcible Rape	0	0
Forcible Sodomy	0	0
Sexual Assault W/Object	0	0
Forcible Fondling	0	0
Incest	0	0
Statutory Rape	0	0
Kidnapping/Abduction	2	2
<b>Total</b>	<b>12</b>	<b>11</b>

TIBRS Group B Arrests		
Offense	Adult	Juvenile
Bad Checks	0	0
Curfew/Vagrancy	0	0
Disorderly Conduct	0	0
DUI	0	0
Drunkenness	1	0
Family-Non Violent	0	0
Liquor Law Violations	0	0
Peeping Tom	0	0
Trespass	0	0
All Other Offenses	0	0
<b>Total Group B</b>	<b>1</b>	<b>0</b>



## Selmer Police Department - 2016

2015 Population Estimate	4,488	TIBRS Group A Offenses	Offenses		Arrests	
			Reported	Cleared	Adult	Juvenile
<b>Offense Overview</b>		<b>Crimes Against Persons</b>				
Offense Total	593	Murder	0	0	0	0
Number Cleared	327	Negligent Manslaughter	0	0	0	0
Percent Cleared	55.14 %	Negligent Vehicular Manslaughter	0	0	0	0
Group A Crimes per 100,000 population	13,213.0	Kidnapping/Abduction	2	2	1	0
		Forcible Rape	1	0	0	0
		Forcible Sodomy	0	0	0	0
		Sexual Assault W/Object	0	0	0	0
		Forcible Fondling	2	0	0	0
		Incest	0	0	0	0
		Statutory Rape	0	0	0	0
		Aggravated Assault	28	21	12	0
		Simple Assault	77	54	45	2
		Intimidation	41	10	7	0
		Stalking	11	4	3	0
		Commercial Sex Acts	0	0	0	0
		Involuntary Servitude	0	0	0	0
		<b>Crimes Against Property</b>				
		Arson	0	0	0	0
		Bribery	0	0	0	0
		Burglary	40	7	9	6
		Counterfeiting/Forgery	18	13	13	0
		Destruction/Damage/Vandalism	27	6	3	0
		Embezzlement	3	1	1	0
		Extortion/Blackmail	0	0	0	0
		Fraud - Computer Hacking/Invasion	0	0	0	0
		Fraud - Credit Card/ATM	7	2	2	0
		Fraud - False Pretenses	23	11	0	0
		Fraud - Identity Theft	0	0	0	0
		Fraud - Impersonation	6	6	3	0
		Fraud - Welfare	0	0	0	0
		Fraud - Wire	3	0	0	0
		Motor Vehicle Theft	15	4	2	1
		Robbery	0	0	0	0
		Stolen Property Offenses	0	0	0	0
		Theft - Pocket-picking	0	0	0	0
		Theft - Purse Snatching	0	0	0	0
		Theft - Shoplifting	29	14	13	3
		Theft From Building	27	3	2	0
		Theft From Coin Machine	0	0	0	0
		Theft From Motor Vehicle	17	2	2	0
		Theft of Motor Vehicle Parts	6	0	0	0
		Theft - All Other Larceny	44	4	3	0
		<b>Crimes Against Society</b>				
		Animal Cruelty	1	1	2	0
		Drug/Narcotic Violations	91	90	99	2
		Drug/Narcotic Equipment Violations	60	59	17	0
		Gambling - Betting/Wagering	0	0	0	0
		Gambling - Operating/Promoting	0	0	0	0
		Gambling - Equipment Violations	0	0	0	0
		Gambling - Sports Tampering	0	0	0	0
		Pornography/Obscene Material	0	0	0	0
		Prostitution	0	0	0	0
		Prostitution Assisting/Promoting	0	0	0	0
		Purchasing Prostitution	0	0	0	0
		Weapon Law Violations	14	13	3	0
		<b>Total Group A Offenses</b>	<b>593</b>	<b>327</b>	<b>242</b>	<b>14</b>

Domestic Violence Victims		
Offense	Reported	Cleared
Murder	0	0
Aggravated Assault	13	8
Simple Assault	50	43
Intimidation	15	6
Stalking	1	1
Forcible Rape	0	0
Forcible Sodomy	0	0
Sexual Assault W/Object	0	0
Forcible Fondling	1	0
Incest	0	0
Statutory Rape	0	0
Kidnapping/Abduction	2	2
<b>Total</b>	<b>82</b>	<b>60</b>

TIBRS Group B Arrests		
Offense	Adult	Juvenile
Bad Checks	0	0
Curfew/Vagrancy	0	0
Disorderly Conduct	6	0
DUI	19	0
Drunkenness	16	0
Family-Non Violent	3	0
Liquor Law Violations	0	5
Peeping Tom	0	0
Trespass	4	0
All Other Offenses	130	1
<b>Total Group B</b>	<b>178</b>	<b>6</b>





## Sevierville Police Department - 2016

2015 Population Estimate	16,490	TIBRS Group A Offenses	Offenses		Arrests	
			Reported	Cleared	Adult	Juvenile
<b>Offense Overview</b>		<b>Crimes Against Persons</b>				
Offense Total	2,162	Murder	1	1	1	0
Number Cleared	1,125	Negligent Manslaughter	0	0	0	0
Percent Cleared	52.04 %	Negligent Vehicular Manslaughter	0	0	0	0
Group A Crimes per 100,000 population	13,111.0	Kidnapping/Abduction	2	2	1	1
		Forcible Rape	4	1	0	0
		Forcible Sodomy	1	1	1	0
		Sexual Assault W/Object	3	2	1	3
		Forcible Fondling	3	2	0	0
		Incest	1	1	1	0
		Statutory Rape	2	1	1	0
		Aggravated Assault	40	29	20	4
		Simple Assault	202	130	71	21
		Intimidation	38	13	5	5
		Stalking	8	2	2	0
		Commercial Sex Acts	0	0	0	0
		Involuntary Servitude	0	0	0	0
		<b>Crimes Against Property</b>				
		Arson	0	0	0	0
		Bribery	0	0	0	0
		Burglary	81	14	13	3
		Counterfeiting/Forgery	88	17	11	0
		Destruction/Damage/Vandalism	119	29	10	2
		Embezzlement	31	16	13	0
		Extortion/Blackmail	0	0	0	0
		Fraud - Computer Hacking/Invasion	1	0	0	0
		Fraud - Credit Card/ATM	60	12	10	0
		Fraud - False Pretenses	157	58	51	2
		Fraud - Identity Theft	3	3	0	0
		Fraud - Impersonation	11	5	3	0
		Fraud - Welfare	0	0	0	0
		Fraud - Wire	3	0	0	0
		Motor Vehicle Theft	73	25	18	8
		Robbery	7	4	4	0
		Stolen Property Offenses	19	17	18	1
		Theft - Pocket-picking	0	0	0	0
		Theft - Purse Snatching	0	0	0	0
		Theft - Shoplifting	453	304	334	30
		Theft From Building	95	13	10	1
		Theft From Coin Machine	5	0	0	0
		Theft From Motor Vehicle	123	12	12	6
		Theft of Motor Vehicle Parts	31	3	3	0
		Theft - All Other Larceny	79	5	6	0
		<b>Crimes Against Society</b>				
		Animal Cruelty	3	3	3	0
		Drug/Narcotic Violations	219	212	184	25
		Drug/Narcotic Equipment Violations	165	159	53	1
		Gambling - Betting/Wagering	0	0	0	0
		Gambling - Operating/Promoting	0	0	0	0
		Gambling - Equipment Violations	0	0	0	0
		Gambling - Sports Tampering	0	0	0	0
		Pornography/Obscene Material	1	1	1	0
		Prostitution	0	0	0	0
		Prostitution Assisting/Promoting	0	0	0	0
		Purchasing Prostitution	0	0	0	0
		Weapon Law Violations	30	28	8	0
		<b>Total Group A Offenses</b>	<b>2,162</b>	<b>1,125</b>	<b>869</b>	<b>113</b>

Arrest Overview	
Total Arrests	1,580
Adult Arrests	1,389
Juvenile Arrests	191
Unknown Age	0
Arrests per 100,000 population	9,581.6
Average number offenses/incident	1.22

Domestic Violence Victims		
Offense	Reported	Cleared
Murder	0	0
Aggravated Assault	16	13
Simple Assault	106	77
Intimidation	15	5
Stalking	3	1
Forcible Rape	0	0
Forcible Sodomy	1	1
Sexual Assault W/Object	0	0
Forcible Fondling	1	0
Incest	1	1
Statutory Rape	2	1
Kidnapping/Abduction	1	1
<b>Total</b>	<b>146</b>	<b>100</b>

TIBRS Group B Arrests		
Offense	Adult	Juvenile
Bad Checks	0	0
Curfew/Vagrancy	0	0
Disorderly Conduct	7	1
DUI	118	1
Drunkenness	119	1
Family-Non Violent	8	0
Liquor Law Violations	15	5
Peeping Tom	0	0
Trespass	9	1
All Other Offenses	244	69
<b>Total Group B</b>	<b>520</b>	<b>78</b>



## Sharon Police Department - 2016

2015 Population Estimate	916	TIBRS Group A Offenses	Offenses		Arrests	
			Reported	Cleared	Adult	Juvenile
<b>Offense Overview</b>		<b>Crimes Against Persons</b>				
Offense Total	45	Murder	0	0	0	0
Number Cleared	28	Negligent Manslaughter	0	0	0	0
Percent Cleared	62.22 %	Negligent Vehicular Manslaughter	0	0	0	0
Group A Crimes per 100,000 population	4,912.7	Kidnapping/Abduction	0	0	0	0
		Forcible Rape	1	1	1	0
		Forcible Sodomy	0	0	0	0
		Sexual Assault W/Object	0	0	0	0
		Forcible Fondling	2	2	1	0
		Incest	0	0	0	0
		Statutory Rape	0	0	0	0
		Aggravated Assault	1	1	0	1
		Simple Assault	4	4	1	1
		Intimidation	2	2	2	0
		Stalking	0	0	0	0
		Commercial Sex Acts	0	0	0	0
		Involuntary Servitude	0	0	0	0
		<b>Crimes Against Property</b>				
		Arson	0	0	0	0
		Bribery	0	0	0	0
		Burglary	8	0	0	0
		Counterfeiting/Forgery	0	0	0	0
		Destruction/Damage/Vandalism	5	1	1	0
		Embezzlement	0	0	0	0
		Extortion/Blackmail	0	0	0	0
		Fraud - Computer Hacking/Invasion	0	0	0	0
		Fraud - Credit Card/ATM	1	0	0	0
		Fraud - False Pretenses	1	1	1	0
		Fraud - Identity Theft	0	0	0	0
		Fraud - Impersonation	0	0	0	0
		Fraud - Welfare	0	0	0	0
		Fraud - Wire	0	0	0	0
		Motor Vehicle Theft	2	2	2	0
		Robbery	0	0	0	0
		Stolen Property Offenses	0	0	0	0
		Theft - Pocket-picking	0	0	0	0
		Theft - Purse Snatching	0	0	0	0
		Theft - Shoplifting	3	3	3	0
		Theft From Building	5	3	3	0
		Theft From Coin Machine	0	0	0	0
		Theft From Motor Vehicle	1	0	0	0
		Theft of Motor Vehicle Parts	1	1	3	0
		Theft - All Other Larceny	1	0	0	0
		<b>Crimes Against Society</b>				
		Animal Cruelty	0	0	0	0
		Drug/Narcotic Violations	4	4	3	0
		Drug/Narcotic Equipment Violations	3	3	1	0
		Gambling - Betting/Wagering	0	0	0	0
		Gambling - Operating/Promoting	0	0	0	0
		Gambling - Equipment Violations	0	0	0	0
		Gambling - Sports Tampering	0	0	0	0
		Pornography/Obscene Material	0	0	0	0
		Prostitution	0	0	0	0
		Prostitution Assisting/Promoting	0	0	0	0
		Purchasing Prostitution	0	0	0	0
		Weapon Law Violations	0	0	0	0
		<b>Total Group A Offenses</b>	<b>45</b>	<b>28</b>	<b>22</b>	<b>2</b>

Domestic Violence Victims		
Offense	Reported	Cleared
Murder	0	0
Aggravated Assault	0	0
Simple Assault	4	4
Intimidation	0	0
Stalking	0	0
Forcible Rape	0	0
Forcible Sodomy	0	0
Sexual Assault W/Object	0	0
Forcible Fondling	0	0
Incest	0	0
Statutory Rape	0	0
Kidnapping/Abduction	0	0
<b>Total</b>	<b>4</b>	<b>4</b>

TIBRS Group B Arrests		
Offense	Adult	Juvenile
Bad Checks	0	0
Curfew/Vagrancy	0	0
Disorderly Conduct	0	0
DUI	2	0
Drunkenness	1	0
Family-Non Violent	1	1
Liquor Law Violations	0	0
Peeping Tom	0	0
Trespass	0	0
All Other Offenses	4	1
<b>Total Group B</b>	<b>8</b>	<b>2</b>



## Shelbyville Police Department - 2016

2015 Population Estimate	21,317	TIBRS Group A Offenses	Offenses		Arrests	
			Reported	Cleared	Adult	Juvenile
<b>Offense Overview</b>		<b>Crimes Against Persons</b>				
Offense Total	2,058	Murder	0	0	0	0
Number Cleared	960	Negligent Manslaughter	0	0	0	0
Percent Cleared	46.65 %	Negligent Vehicular Manslaughter	0	0	0	0
Group A Crimes per 100,000 population	9,654.3	Kidnapping/Abduction	1	1	0	0
		Forcible Rape	17	7	4	0
		Forcible Sodomy	1	0	0	0
		Sexual Assault W/Object	0	0	0	0
		Forcible Fondling	13	7	2	3
		Incest	0	0	0	0
		Statutory Rape	4	3	2	0
		Aggravated Assault	126	94	64	2
		Simple Assault	482	320	195	21
		Intimidation	122	40	10	0
		Stalking	9	4	2	0
		Commercial Sex Acts	0	0	0	0
		Involuntary Servitude	0	0	0	0
		<b>Crimes Against Property</b>				
		Arson	2	0	0	0
		Bribery	0	0	0	0
		Burglary	130	26	18	15
		Counterfeiting/Forgery	41	18	19	0
		Destruction/Damage/Vandalism	227	46	17	7
		Embezzlement	6	5	4	0
		Extortion/Blackmail	2	0	0	0
		Fraud - Computer Hacking/Invasion	0	0	0	0
		Fraud - Credit Card/ATM	48	5	2	2
		Fraud - False Pretenses	62	16	12	0
		Fraud - Identity Theft	0	0	0	0
		Fraud - Impersonation	16	10	9	0
		Fraud - Welfare	0	0	0	0
		Fraud - Wire	1	0	0	0
		Motor Vehicle Theft	55	29	17	5
		Robbery	14	6	9	7
		Stolen Property Offenses	0	0	0	0
		Theft - Pocket-picking	1	0	0	0
		Theft - Purse Snatching	1	0	0	0
		Theft - Shoplifting	90	69	65	7
		Theft From Building	102	23	15	1
		Theft From Coin Machine	1	0	0	0
		Theft From Motor Vehicle	166	48	37	5
		Theft of Motor Vehicle Parts	11	1	0	0
		Theft - All Other Larceny	152	30	19	2
		<b>Crimes Against Society</b>				
		Animal Cruelty	0	0	0	0
		Drug/Narcotic Violations	90	89	76	11
		Drug/Narcotic Equipment Violations	47	47	11	2
		Gambling - Betting/Wagering	0	0	0	0
		Gambling - Operating/Promoting	0	0	0	0
		Gambling - Equipment Violations	0	0	0	0
		Gambling - Sports Tampering	0	0	0	0
		Pornography/Obscene Material	2	0	0	0
		Prostitution	9	9	19	0
		Prostitution Assisting/Promoting	1	1	1	0
		Purchasing Prostitution	0	0	0	0
		Weapon Law Violations	6	6	3	0
		<b>Total Group A Offenses</b>	<b>2,058</b>	<b>960</b>	<b>632</b>	<b>90</b>

Domestic Violence Victims	Reported	Cleared
Offense		
Murder	0	0
Aggravated Assault	67	59
Simple Assault	309	240
Intimidation	35	12
Stalking	2	1
Forcible Rape	8	4
Forcible Sodomy	1	0
Sexual Assault W/Object	0	0
Forcible Fondling	4	3
Incest	0	0
Statutory Rape	0	0
Kidnapping/Abduction	1	1
<b>Total</b>	<b>427</b>	<b>320</b>

TIBRS Group B Arrests	Adult	Juvenile
Offense		
Bad Checks	2	0
Curfew/Vagrancy	0	1
Disorderly Conduct	17	1
DUI	140	1
Drunkenness	181	2
Family-Non Violent	7	4
Liquor Law Violations	7	18
Peeping Tom	0	0
Trespass	12	1
All Other Offenses	58	9
<b>Total Group B</b>	<b>424</b>	<b>37</b>



# Signal Mountain Police Department - 2016

			Offenses		Arrests	
			Reported	Cleared	Adult	Juvenile
<b>2015 Population Estimate</b>	<b>8,528</b>					
<b>Offense Overview</b>						
Offense Total	123					
Number Cleared	60					
Percent Cleared	48.78 %					
Group A Crimes per 100,000 population	1,442.3					
<b>Arrest Overview</b>						
Total Arrests	64					
Adult Arrests	51					
Juvenile Arrests	13					
Unknown Age	0					
Arrests per 100,000 population	750.5					
Average number offenses/incident	1.21					
<b>Domestic Violence Victims</b>						
Offense	Reported	Cleared				
Murder	0	0				
Aggravated Assault	3	3				
Simple Assault	2	2				
Intimidation	0	0				
Stalking	0	0				
Forcible Rape	0	0				
Forcible Sodomy	0	0				
Sexual Assault W/Object	0	0				
Forcible Fondling	0	0				
Incest	0	0				
Statutory Rape	0	0				
Kidnapping/Abduction	0	0				
<b>Total</b>	<b>5</b>	<b>5</b>				
<b>TIBRS Group B Arrests</b>						
Offense	Adult	Juvenile				
Bad Checks	0	0				
Curfew/Vagrancy	0	0				
Disorderly Conduct	0	0				
DUI	9	0				
Drunkenness	2	0				
Family-Non Violent	0	0				
Liquor Law Violations	1	2				
Peeping Tom	0	0				
Trespass	0	0				
All Other Offenses	4	0				
<b>Total Group B</b>	<b>16</b>	<b>2</b>				
<b>TIBRS Group A Offenses</b>						
<b>Crimes Against Persons</b>						
Murder	0	0	0	0	0	0
Negligent Manslaughter	0	0	0	0	0	0
Negligent Vehicular Manslaughter	0	0	0	0	0	0
Kidnapping/Abduction	0	0	0	0	0	0
Forcible Rape	0	0	0	0	0	0
Forcible Sodomy	0	0	0	0	0	0
Sexual Assault W/Object	0	0	0	0	0	0
Forcible Fondling	1	1	0	1	0	1
Incest	0	0	0	0	0	0
Statutory Rape	0	0	0	0	0	0
Aggravated Assault	3	3	1	3	1	1
Simple Assault	5	4	2	5	2	2
Intimidation	0	0	0	0	0	0
Stalking	1	0	0	1	0	0
Commercial Sex Acts	0	0	0	0	0	0
Involuntary Servitude	0	0	0	0	0	0
<b>Crimes Against Property</b>						
Arson	0	0	0	0	0	0
Bribery	0	0	0	0	0	0
Burglary	3	1	2	3	1	0
Counterfeiting/Forgery	2	2	2	2	2	0
Destruction/Damage/Vandalism	2	0	0	2	0	0
Embezzlement	1	1	1	1	1	0
Extortion/Blackmail	0	0	0	0	0	0
Fraud - Computer Hacking/Invasion	0	0	0	0	0	0
Fraud - Credit Card/ATM	9	0	0	9	0	0
Fraud - False Pretenses	6	0	0	6	0	0
Fraud - Identity Theft	0	0	0	0	0	0
Fraud - Impersonation	2	0	0	2	0	0
Fraud - Welfare	0	0	0	0	0	0
Fraud - Wire	1	0	0	1	0	0
Motor Vehicle Theft	3	3	0	3	0	0
Robbery	1	0	0	1	0	0
Stolen Property Offenses	0	0	0	0	0	0
Theft - Pocket-picking	0	0	0	0	0	0
Theft - Purse Snatching	0	0	0	0	0	0
Theft - Shoplifting	0	0	0	0	0	0
Theft From Building	14	4	3	14	3	0
Theft From Coin Machine	0	0	0	0	0	0
Theft From Motor Vehicle	6	1	2	6	2	0
Theft of Motor Vehicle Parts	1	0	0	1	0	0
Theft - All Other Larceny	10	0	0	10	0	0
<b>Crimes Against Society</b>						
Animal Cruelty	0	0	0	0	0	0
Drug/Narcotic Violations	32	26	20	32	26	6
Drug/Narcotic Equipment Violations	19	14	2	19	14	1
Gambling - Betting/Wagering	0	0	0	0	0	0
Gambling - Operating/Promoting	0	0	0	0	0	0
Gambling - Equipment Violations	0	0	0	0	0	0
Gambling - Sports Tampering	0	0	0	0	0	0
Pornography/Obscene Material	0	0	0	0	0	0
Prostitution	0	0	0	0	0	0
Prostitution Assisting/Promoting	0	0	0	0	0	0
Purchasing Prostitution	0	0	0	0	0	0
Weapon Law Violations	1	0	0	1	0	0
<b>Total Group A Offenses</b>	<b>123</b>	<b>60</b>	<b>35</b>	<b>123</b>	<b>11</b>	



# Smithville Police Department - 2016

2015 Population Estimate	4,640	TIBRS Group A Offenses	Offenses		Arrests	
			Reported	Cleared	Adult	Juvenile
<b>Offense Overview</b>		<b>Crimes Against Persons</b>				
Offense Total	402	Murder	0	0	0	0
Number Cleared	193	Negligent Manslaughter	0	0	0	0
Percent Cleared	48.01 %	Negligent Vehicular Manslaughter	0	0	0	0
Group A Crimes per 100,000 population	8,663.8	Kidnapping/Abduction	2	1	0	0
		Forcible Rape	1	1	1	0
		Forcible Sodomy	2	1	0	1
		Sexual Assault W/Object	0	0	0	0
		Forcible Fondling	4	0	0	0
		Incest	0	0	0	0
		Statutory Rape	0	0	0	0
		Aggravated Assault	19	15	13	0
		Simple Assault	40	26	26	0
		Intimidation	3	3	3	0
		Stalking	2	0	0	0
		Commercial Sex Acts	0	0	0	0
		Involuntary Servitude	0	0	0	0
		<b>Crimes Against Property</b>				
		Arson	2	1	1	0
		Bribery	0	0	0	0
		Burglary	26	4	2	1
		Counterfeiting/Forgery	10	4	3	0
		Destruction/Damage/Vandalism	33	5	2	0
		Embezzlement	1	1	1	0
		Extortion/Blackmail	0	0	0	0
		Fraud - Computer Hacking/Invasion	0	0	0	0
		Fraud - Credit Card/ATM	31	5	3	0
		Fraud - False Pretenses	10	3	0	0
		Fraud - Identity Theft	12	2	0	0
		Fraud - Impersonation	2	2	1	0
		Fraud - Welfare	0	0	0	0
		Fraud - Wire	1	0	0	0
		Motor Vehicle Theft	9	1	1	0
		Robbery	2	1	1	0
		Stolen Property Offenses	0	0	0	0
		Theft - Pocket-picking	0	0	0	0
		Theft - Purse Snatching	0	0	0	0
		Theft - Shoplifting	27	24	27	2
		Theft From Building	28	5	2	0
		Theft From Coin Machine	0	0	0	0
		Theft From Motor Vehicle	30	6	5	0
		Theft of Motor Vehicle Parts	2	0	0	0
		Theft - All Other Larceny	20	3	3	0
		<b>Crimes Against Society</b>				
		Animal Cruelty	0	0	0	0
		Drug/Narcotic Violations	50	49	55	1
		Drug/Narcotic Equipment Violations	20	20	8	0
		Gambling - Betting/Wagering	0	0	0	0
		Gambling - Operating/Promoting	0	0	0	0
		Gambling - Equipment Violations	0	0	0	0
		Gambling - Sports Tampering	0	0	0	0
		Pornography/Obscene Material	0	0	0	0
		Prostitution	0	0	0	0
		Prostitution Assisting/Promoting	0	0	0	0
		Purchasing Prostitution	0	0	0	0
		Weapon Law Violations	13	10	3	0
		<b>Total Group A Offenses</b>	<b>402</b>	<b>193</b>	<b>161</b>	<b>5</b>

Domestic Violence Victims		
Offense	Reported	Cleared
Murder	0	0
Aggravated Assault	6	6
Simple Assault	32	20
Intimidation	0	0
Stalking	1	0
Forcible Rape	1	1
Forcible Sodomy	1	1
Sexual Assault W/Object	0	0
Forcible Fondling	3	0
Incest	0	0
Statutory Rape	0	0
Kidnapping/Abduction	1	1
<b>Total</b>	<b>45</b>	<b>29</b>

TIBRS Group B Arrests		
Offense	Adult	Juvenile
Bad Checks	1	0
Curfew/Vagrancy	0	0
Disorderly Conduct	2	0
DUI	20	1
Drunkenness	17	0
Family-Non Violent	2	0
Liquor Law Violations	1	0
Peeping Tom	0	0
Trespass	2	0
All Other Offenses	21	0
<b>Total Group B</b>	<b>66</b>	<b>1</b>



# Smyrna Police Department - 2016

2015 Population Estimate	46,607	TIBRS Group A Offenses	Offenses		Arrests	
			Reported	Cleared	Adult	Juvenile
<b>Offense Overview</b>		<b>Crimes Against Persons</b>				
Offense Total	3,357	Murder	2	2	3	0
Number Cleared	1,449	Negligent Manslaughter	0	0	0	0
Percent Cleared	43.16 %	Negligent Vehicular Manslaughter	0	0	0	0
Group A Crimes per 100,000 population	7,202.8	Kidnapping/Abduction	30	20	14	0
		Forcible Rape	20	8	5	1
		Forcible Sodomy	19	19	0	0
		Sexual Assault W/Object	1	1	1	0
		Forcible Fondling	18	5	2	1
		Incest	0	0	0	0
		Statutory Rape	6	2	0	0
		Aggravated Assault	179	119	93	2
		Simple Assault	559	346	241	21
		Intimidation	94	29	14	0
		Stalking	1	1	0	0
		Commercial Sex Acts	0	0	0	0
		Involuntary Servitude	0	0	0	0
		<b>Crimes Against Property</b>				
		Arson	4	1	0	1
		Bribery	0	0	0	0
		Burglary	170	23	9	2
		Counterfeiting/Forgery	94	32	17	1
		Destruction/Damage/Vandalism	272	44	13	8
		Embezzlement	0	0	0	0
		Extortion/Blackmail	2	1	0	0
		Fraud - Computer Hacking/Invasion	0	0	0	0
		Fraud - Credit Card/ATM	99	7	1	0
		Fraud - False Pretenses	17	6	3	0
		Fraud - Identity Theft	0	0	0	0
		Fraud - Impersonation	114	43	23	3
		Fraud - Welfare	2	1	0	0
		Fraud - Wire	12	0	0	0
		Motor Vehicle Theft	61	14	7	2
		Robbery	32	18	16	1
		Stolen Property Offenses	0	0	0	0
		Theft - Pocket-picking	0	0	0	0
		Theft - Purse Snatching	0	0	0	0
		Theft - Shoplifting	336	210	196	35
		Theft From Building	19	6	1	0
		Theft From Coin Machine	0	0	0	0
		Theft From Motor Vehicle	158	12	5	0
		Theft of Motor Vehicle Parts	23	0	0	0
		Theft - All Other Larceny	531	69	61	4
		<b>Crimes Against Society</b>				
		Animal Cruelty	0	0	0	0
		Drug/Narcotic Violations	269	225	191	26
		Drug/Narcotic Equipment Violations	175	154	40	3
		Gambling - Betting/Wagering	0	0	0	0
		Gambling - Operating/Promoting	0	0	0	0
		Gambling - Equipment Violations	0	0	0	0
		Gambling - Sports Tampering	0	0	0	0
		Pornography/Obscene Material	7	4	5	0
		Prostitution	1	1	2	0
		Prostitution Assisting/Promoting	1	1	0	0
		Purchasing Prostitution	0	0	0	0
		Weapon Law Violations	29	25	8	1
		<b>Total Group A Offenses</b>	<b>3,357</b>	<b>1,449</b>	<b>971</b>	<b>112</b>

Domestic Violence Victims		
Offense	Reported	Cleared
Murder	0	0
Aggravated Assault	77	60
Simple Assault	305	259
Intimidation	34	14
Stalking	0	0
Forcible Rape	8	6
Forcible Sodomy	8	8
Sexual Assault W/Object	0	0
Forcible Fondling	2	0
Incest	0	0
Statutory Rape	1	1
Kidnapping/Abduction	23	16
<b>Total</b>	<b>458</b>	<b>364</b>

TIBRS Group B Arrests		
Offense	Adult	Juvenile
Bad Checks	7	0
Curfew/Vagrancy	0	3
Disorderly Conduct	15	4
DUI	192	0
Drunkenness	87	2
Family-Non Violent	10	0
Liquor Law Violations	11	1
Peeping Tom	0	0
Trespass	10	1
All Other Offenses	1,015	9
<b>Total Group B</b>	<b>1,347</b>	<b>20</b>



## Sneedville Police Department - 2016

2015 Population Estimate	1,346	TIBRS Group A Offenses	Offenses		Arrests	
			Reported	Cleared	Adult	Juvenile
<b>Offense Overview</b>		<b>Crimes Against Persons</b>				
Offense Total	94	Murder	0	0	0	0
Number Cleared	20	Negligent Manslaughter	0	0	0	0
Percent Cleared	21.28 %	Negligent Vehicular Manslaughter	0	0	0	0
Group A Crimes per 100,000 population	6,983.7	Kidnapping/Abduction	0	0	0	0
		Forcible Rape	0	0	0	0
		Forcible Sodomy	0	0	0	0
		Sexual Assault W/Object	0	0	0	0
		Forcible Fondling	0	0	0	0
		Incest	0	0	0	0
		Statutory Rape	0	0	0	0
		Aggravated Assault	0	0	0	0
		Simple Assault	5	2	2	0
		Intimidation	1	0	0	0
		Stalking	0	0	0	0
		Commercial Sex Acts	0	0	0	0
		Involuntary Servitude	0	0	0	0
		<b>Crimes Against Property</b>				
		Arson	0	0	0	0
		Bribery	0	0	0	0
		Burglary	2	0	0	0
		Counterfeiting/Forgery	0	0	0	0
		Destruction/Damage/Vandalism	16	1	3	0
		Embezzlement	0	0	0	0
		Extortion/Blackmail	0	0	0	0
		Fraud - Computer Hacking/Invasion	0	0	0	0
		Fraud - Credit Card/ATM	6	1	1	0
		Fraud - False Pretenses	1	1	1	0
		Fraud - Identity Theft	0	0	0	0
		Fraud - Impersonation	0	0	0	0
		Fraud - Welfare	0	0	0	0
		Fraud - Wire	0	0	0	0
		Motor Vehicle Theft	8	3	4	0
		Robbery	0	0	0	0
		Stolen Property Offenses	1	1	1	0
		Theft - Pocket-picking	1	0	0	0
		Theft - Purse Snatching	0	0	0	0
		Theft - Shoplifting	6	5	6	0
		Theft From Building	12	0	0	0
		Theft From Coin Machine	1	0	0	0
		Theft From Motor Vehicle	7	0	0	0
		Theft of Motor Vehicle Parts	2	0	0	0
		Theft - All Other Larceny	19	0	0	0
		<b>Crimes Against Society</b>				
		Animal Cruelty	0	0	0	0
		Drug/Narcotic Violations	6	6	6	0
		Drug/Narcotic Equipment Violations	0	0	0	0
		Gambling - Betting/Wagering	0	0	0	0
		Gambling - Operating/Promoting	0	0	0	0
		Gambling - Equipment Violations	0	0	0	0
		Gambling - Sports Tampering	0	0	0	0
		Pornography/Obscene Material	0	0	0	0
		Prostitution	0	0	0	0
		Prostitution Assisting/Promoting	0	0	0	0
		Purchasing Prostitution	0	0	0	0
		Weapon Law Violations	0	0	0	0
		<b>Total Group A Offenses</b>	<b>94</b>	<b>20</b>	<b>24</b>	<b>0</b>

Domestic Violence Victims		
Offense	Reported	Cleared
Murder	0	0
Aggravated Assault	0	0
Simple Assault	0	0
Intimidation	0	0
Stalking	0	0
Forcible Rape	0	0
Forcible Sodomy	0	0
Sexual Assault W/Object	0	0
Forcible Fondling	0	0
Incest	0	0
Statutory Rape	0	0
Kidnapping/Abduction	0	0
<b>Total</b>	<b>0</b>	<b>0</b>

TIBRS Group B Arrests		
Offense	Adult	Juvenile
Bad Checks	1	0
Curfew/Vagrancy	0	0
Disorderly Conduct	2	0
DUI	11	1
Drunkenness	10	0
Family-Non Violent	0	0
Liquor Law Violations	0	0
Peeping Tom	0	0
Trespass	3	0
All Other Offenses	66	0
<b>Total Group B</b>	<b>93</b>	<b>1</b>



## Soddy Daisy Police Department - 2016

			Offenses		Arrests	
			Reported	Cleared	Adult	Juvenile
<b>2015 Population Estimate</b>	<b>13,171</b>					
<b>Offense Overview</b>						
Offense Total	728					
Number Cleared	497					
Percent Cleared	68.27 %					
Group A Crimes per 100,000 population	5,527.3					
<b>Arrest Overview</b>						
Total Arrests	697					
Adult Arrests	674					
Juvenile Arrests	23					
Unknown Age	0					
Arrests per 100,000 population	5,291.9					
Average number offenses/incident	1.23					
<b>Domestic Violence Victims</b>						
<b>Offense</b>	<b>Reported</b>	<b>Cleared</b>				
Murder	0	0				
Aggravated Assault	10	9				
Simple Assault	51	47				
Intimidation	0	0				
Stalking	0	0				
Forcible Rape	0	0				
Forcible Sodomy	0	0				
Sexual Assault W/Object	0	0				
Forcible Fondling	0	0				
Incest	0	0				
Statutory Rape	0	0				
Kidnapping/Abduction	1	1				
<b>Total</b>	<b>62</b>	<b>57</b>				
<b>TIBRS Group B Arrests</b>						
<b>Offense</b>	<b>Adult</b>	<b>Juvenile</b>				
Bad Checks	1	0				
Curfew/Vagrancy	0	0				
Disorderly Conduct	13	1				
DUI	18	0				
Drunkenness	9	0				
Family-Non Violent	2	0				
Liquor Law Violations	1	0				
Peeping Tom	0	0				
Trespass	6	2				
All Other Offenses	223	1				
<b>Total Group B</b>	<b>273</b>	<b>4</b>				
<b>TIBRS Group A Offenses</b>						
<b>Crimes Against Persons</b>						
Murder	0	0	0	0	0	0
Negligent Manslaughter	0	0	0	0	0	0
Negligent Vehicular Manslaughter	0	0	0	0	0	0
Kidnapping/Abduction	1	1	1	0	0	0
Forcible Rape	1	1	1	0	0	0
Forcible Sodomy	0	0	0	0	0	0
Sexual Assault W/Object	0	0	0	0	0	0
Forcible Fondling	1	1	1	0	0	0
Incest	0	0	0	0	0	0
Statutory Rape	0	0	0	0	0	0
Aggravated Assault	33	30	21	1	1	1
Simple Assault	64	58	47	6	6	6
Intimidation	1	1	1	0	0	0
Stalking	1	1	1	0	0	0
Commercial Sex Acts	0	0	0	0	0	0
Involuntary Servitude	0	0	0	0	0	0
<b>Crimes Against Property</b>						
Arson	1	1	1	0	0	0
Bribery	0	0	0	0	0	0
Burglary	57	15	10	0	0	0
Counterfeiting/Forgery	14	4	2	0	0	0
Destruction/Damage/Vandalism	24	14	6	0	0	0
Embezzlement	5	4	3	0	0	0
Extortion/Blackmail	0	0	0	0	0	0
Fraud - Computer Hacking/Invasion	0	0	0	0	0	0
Fraud - Credit Card/ATM	8	3	1	0	0	0
Fraud - False Pretenses	20	6	3	0	0	0
Fraud - Identity Theft	0	0	0	0	0	0
Fraud - Impersonation	4	2	4	0	0	0
Fraud - Welfare	0	0	0	0	0	0
Fraud - Wire	0	0	0	0	0	0
Motor Vehicle Theft	29	15	14	1	1	1
Robbery	1	1	2	0	0	0
Stolen Property Offenses	11	11	12	3	3	3
Theft - Pocket-picking	0	0	0	0	0	0
Theft - Purse Snatching	0	0	0	0	0	0
Theft - Shoplifting	85	63	63	5	5	5
Theft From Building	48	15	15	0	0	0
Theft From Coin Machine	1	0	0	0	0	0
Theft From Motor Vehicle	41	10	10	0	0	0
Theft of Motor Vehicle Parts	5	1	1	0	0	0
Theft - All Other Larceny	39	8	4	0	0	0
<b>Crimes Against Society</b>						
Animal Cruelty	0	0	0	0	0	0
Drug/Narcotic Violations	126	124	134	3	3	3
Drug/Narcotic Equipment Violations	94	94	39	0	0	0
Gambling - Betting/Wagering	0	0	0	0	0	0
Gambling - Operating/Promoting	0	0	0	0	0	0
Gambling - Equipment Violations	0	0	0	0	0	0
Gambling - Sports Tampering	0	0	0	0	0	0
Pornography/Obscene Material	1	1	1	0	0	0
Prostitution	2	2	0	0	0	0
Prostitution Assisting/Promoting	1	1	0	0	0	0
Purchasing Prostitution	0	0	0	0	0	0
Weapon Law Violations	9	9	3	0	0	0
<b>Total Group A Offenses</b>	<b>728</b>	<b>497</b>	<b>401</b>	<b>19</b>	<b>19</b>	<b>19</b>





## Somerville Police Department - 2016

2015 Population Estimate	3,094	TIBRS Group A Offenses	Offenses		Arrests	
			Reported	Cleared	Adult	Juvenile
<b>Offense Overview</b>		<b>Crimes Against Persons</b>				
Offense Total	401	Murder	0	0	0	0
Number Cleared	126	Negligent Manslaughter	0	0	0	0
Percent Cleared	31.42 %	Negligent Vehicular Manslaughter	0	0	0	0
Group A Crimes per 100,000 population	12,960.6	Kidnapping/Abduction	1	1	0	0
		Forcible Rape	1	0	0	0
		Forcible Sodomy	0	0	0	0
		Sexual Assault W/Object	0	0	0	0
		Forcible Fondling	0	0	0	0
		Incest	0	0	0	0
		Statutory Rape	0	0	0	0
		Aggravated Assault	21	5	5	0
		Simple Assault	72	36	33	3
		Intimidation	34	3	2	0
		Stalking	0	0	0	0
		Commercial Sex Acts	0	0	0	0
		Involuntary Servitude	0	0	0	0
		<b>Crimes Against Property</b>				
		Arson	0	0	0	0
		Bribery	0	0	0	0
		Burglary	24	2	0	0
		Counterfeiting/Forgery	25	6	5	0
		Destruction/Damage/Vandalism	54	9	6	1
		Embezzlement	3	0	0	0
		Extortion/Blackmail	0	0	0	0
		Fraud - Computer Hacking/Invasion	1	0	0	0
		Fraud - Credit Card/ATM	5	0	0	0
		Fraud - False Pretenses	8	2	2	0
		Fraud - Identity Theft	1	0	0	0
		Fraud - Impersonation	5	3	3	0
		Fraud - Welfare	0	0	0	0
		Fraud - Wire	1	0	0	0
		Motor Vehicle Theft	6	1	1	0
		Robbery	2	0	0	0
		Stolen Property Offenses	3	2	2	0
		Theft - Pocket-picking	0	0	0	0
		Theft - Purse Snatching	0	0	0	0
		Theft - Shoplifting	22	6	5	0
		Theft From Building	17	2	1	0
		Theft From Coin Machine	0	0	0	0
		Theft From Motor Vehicle	25	2	1	0
		Theft of Motor Vehicle Parts	4	0	0	0
		Theft - All Other Larceny	17	2	2	0
		<b>Crimes Against Society</b>				
		Animal Cruelty	0	0	0	0
		Drug/Narcotic Violations	31	28	26	1
		Drug/Narcotic Equipment Violations	13	12	0	0
		Gambling - Betting/Wagering	0	0	0	0
		Gambling - Operating/Promoting	0	0	0	0
		Gambling - Equipment Violations	0	0	0	0
		Gambling - Sports Tampering	0	0	0	0
		Pornography/Obscene Material	0	0	0	0
		Prostitution	0	0	0	0
		Prostitution Assisting/Promoting	0	0	0	0
		Purchasing Prostitution	0	0	0	0
		Weapon Law Violations	5	4	1	0
		<b>Total Group A Offenses</b>	<b>401</b>	<b>126</b>	<b>95</b>	<b>5</b>
<b>Arrest Overview</b>						
Total Arrests	134					
Adult Arrests	129					
Juvenile Arrests	5					
Unknown Age	0					
Arrests per 100,000 population	4,331.0					
Average number offenses/incident	1.23					

Domestic Violence Victims		
Offense	Reported	Cleared
Murder	0	0
Aggravated Assault	7	3
Simple Assault	34	21
Intimidation	9	2
Stalking	0	0
Forcible Rape	1	0
Forcible Sodomy	0	0
Sexual Assault W/Object	0	0
Forcible Fondling	0	0
Incest	0	0
Statutory Rape	0	0
Kidnapping/Abduction	1	1
<b>Total</b>	<b>52</b>	<b>27</b>

TIBRS Group B Arrests		
Offense	Adult	Juvenile
Bad Checks	2	0
Curfew/Vagrancy	0	0
Disorderly Conduct	2	0
DUI	12	0
Drunkenness	6	0
Family-Non Violent	0	0
Liquor Law Violations	0	0
Peeping Tom	0	0
Trespass	0	0
All Other Offenses	12	0
<b>Total Group B</b>	<b>34</b>	<b>0</b>



## South Carthage Police Department - 2016

			Offenses		Arrests	
			Reported	Cleared	Adult	Juvenile
<b>2015 Population Estimate</b>	<b>1,334</b>	<b>TIBRS Group A Offenses</b>				
<b>Offense Overview</b>		<b>Crimes Against Persons</b>				
Offense Total	57	Murder	0	0	0	0
Number Cleared	24	Negligent Manslaughter	0	0	0	0
Percent Cleared	42.11 %	Negligent Vehicular Manslaughter	0	0	0	0
Group A Crimes per 100,000 population	4,272.9	Kidnapping/Abduction	0	0	0	0
		Forcible Rape	0	0	0	0
		Forcible Sodomy	0	0	0	0
		Sexual Assault W/Object	0	0	0	0
		Forcible Fondling	0	0	0	0
		Incest	0	0	0	0
		Statutory Rape	0	0	0	0
		Aggravated Assault	1	1	1	0
		Simple Assault	10	8	8	0
		Intimidation	2	0	0	0
		Stalking	0	0	0	0
		Commercial Sex Acts	0	0	0	0
		Involuntary Servitude	0	0	0	0
		<b>Crimes Against Property</b>				
		Arson	0	0	0	0
		Bribery	0	0	0	0
		Burglary	7	2	2	0
		Counterfeiting/Forgery	0	0	0	0
		Destruction/Damage/Vandalism	8	0	0	0
		Embezzlement	0	0	0	0
		Extortion/Blackmail	0	0	0	0
		Fraud - Computer Hacking/Invasion	0	0	0	0
		Fraud - Credit Card/ATM	1	0	0	0
		Fraud - False Pretenses	2	0	0	0
		Fraud - Identity Theft	0	0	0	0
		Fraud - Impersonation	1	1	1	0
		Fraud - Welfare	0	0	0	0
		Fraud - Wire	0	0	0	0
		Motor Vehicle Theft	4	1	1	0
		Robbery	0	0	0	0
		Stolen Property Offenses	0	0	0	0
		Theft - Pocket-picking	0	0	0	0
		Theft - Purse Snatching	0	0	0	0
		Theft - Shoplifting	4	4	4	0
		Theft From Building	3	0	0	0
		Theft From Coin Machine	0	0	0	0
		Theft From Motor Vehicle	1	0	0	0
		Theft of Motor Vehicle Parts	0	0	0	0
		Theft - All Other Larceny	3	0	0	0
		<b>Crimes Against Society</b>				
		Animal Cruelty	0	0	0	0
		Drug/Narcotic Violations	5	3	3	0
		Drug/Narcotic Equipment Violations	3	2	1	0
		Gambling - Betting/Wagering	0	0	0	0
		Gambling - Operating/Promoting	0	0	0	0
		Gambling - Equipment Violations	0	0	0	0
		Gambling - Sports Tampering	0	0	0	0
		Pornography/Obscene Material	0	0	0	0
		Prostitution	0	0	0	0
		Prostitution Assisting/Promoting	0	0	0	0
		Purchasing Prostitution	0	0	0	0
		Weapon Law Violations	2	2	2	0
		<b>Total Group A Offenses</b>	<b>57</b>	<b>24</b>	<b>23</b>	<b>0</b>

<b>Domestic Violence Victims</b>			
Offense	Reported	Cleared	
Murder	0	0	
Aggravated Assault	1	1	
Simple Assault	7	6	
Intimidation	0	0	
Stalking	0	0	
Forcible Rape	0	0	
Forcible Sodomy	0	0	
Sexual Assault W/Object	0	0	
Forcible Fondling	0	0	
Incest	0	0	
Statutory Rape	0	0	
Kidnapping/Abduction	0	0	
<b>Total</b>	<b>8</b>	<b>7</b>	

<b>TIBRS Group B Arrests</b>			
Offense	Adult	Juvenile	
Bad Checks	5	0	
Curfew/Vagrancy	0	0	
Disorderly Conduct	0	0	
DUI	1	0	
Drunkenness	3	0	
Family-Non Violent	2	1	
Liquor Law Violations	0	0	
Peeping Tom	0	0	
Trespass	2	0	
All Other Offenses	3	1	
<b>Total Group B</b>	<b>16</b>	<b>2</b>	



## South Fulton Police Department - 2016

			Offenses		Arrests	
			Reported	Cleared	Adult	Juvenile
<b>2015 Population Estimate</b>	<b>2,261</b>	<b>TIBRS Group A Offenses</b>				
<b>Offense Overview</b>		<b>Crimes Against Persons</b>				
Offense Total	177	Murder	0	0	0	0
Number Cleared	80	Negligent Manslaughter	0	0	0	0
Percent Cleared	45.20 %	Negligent Vehicular Manslaughter	0	0	0	0
Group A Crimes per 100,000 population	7,828.4	Kidnapping/Abduction	0	0	0	0
		Forcible Rape	0	0	0	0
		Forcible Sodomy	0	0	0	0
		Sexual Assault W/Object	0	0	0	0
		Forcible Fondling	0	0	0	0
		Incest	0	0	0	0
		Statutory Rape	0	0	0	0
		Aggravated Assault	12	8	7	0
		Simple Assault	28	10	7	0
		Intimidation	3	0	0	0
		Stalking	0	0	0	0
		Commercial Sex Acts	0	0	0	0
		Involuntary Servitude	0	0	0	0
		<b>Crimes Against Property</b>				
		Arson	0	0	0	0
		Bribery	0	0	0	0
		Burglary	23	1	0	0
		Counterfeiting/Forgery	0	0	0	0
		Destruction/Damage/Vandalism	18	0	0	0
		Embezzlement	0	0	0	0
		Extortion/Blackmail	0	0	0	0
		Fraud - Computer Hacking/Invasion	0	0	0	0
		Fraud - Credit Card/ATM	1	0	0	0
		Fraud - False Pretenses	0	0	0	0
		Fraud - Identity Theft	0	0	0	0
		Fraud - Impersonation	0	0	0	0
		Fraud - Welfare	0	0	0	0
		Fraud - Wire	0	0	0	0
		Motor Vehicle Theft	2	1	1	0
		Robbery	3	0	0	0
		Stolen Property Offenses	0	0	0	0
		Theft - Pocket-picking	0	0	0	0
		Theft - Purse Snatching	0	0	0	0
		Theft - Shoplifting	3	3	3	0
		Theft From Building	6	0	0	0
		Theft From Coin Machine	0	0	0	0
		Theft From Motor Vehicle	7	1	2	1
		Theft of Motor Vehicle Parts	3	0	0	0
		Theft - All Other Larceny	9	0	0	0
		<b>Crimes Against Society</b>				
		Animal Cruelty	0	0	0	0
		Drug/Narcotic Violations	36	35	35	1
		Drug/Narcotic Equipment Violations	17	16	10	0
		Gambling - Betting/Wagering	0	0	0	0
		Gambling - Operating/Promoting	0	0	0	0
		Gambling - Equipment Violations	0	0	0	0
		Gambling - Sports Tampering	0	0	0	0
		Pornography/Obscene Material	0	0	0	0
		Prostitution	0	0	0	0
		Prostitution Assisting/Promoting	0	0	0	0
		Purchasing Prostitution	0	0	0	0
		Weapon Law Violations	6	5	1	1
		<b>Total Group A Offenses</b>	<b>177</b>	<b>80</b>	<b>66</b>	<b>3</b>

Domestic Violence Victims		
Offense	Reported	Cleared
Murder	0	0
Aggravated Assault	8	6
Simple Assault	13	6
Intimidation	1	0
Stalking	0	0
Forcible Rape	0	0
Forcible Sodomy	0	0
Sexual Assault W/Object	0	0
Forcible Fondling	0	0
Incest	0	0
Statutory Rape	0	0
Kidnapping/Abduction	0	0
<b>Total</b>	<b>22</b>	<b>12</b>

TIBRS Group B Arrests		
Offense	Adult	Juvenile
Bad Checks	0	0
Curfew/Vagrancy	0	0
Disorderly Conduct	1	0
DUI	6	0
Drunkenness	7	0
Family-Non Violent	0	0
Liquor Law Violations	2	0
Peeping Tom	0	0
Trespass	0	0
All Other Offenses	13	0
<b>Total Group B</b>	<b>29</b>	<b>0</b>



## South Pittsburg Police Department - 2016

2015 Population Estimate	3,114	TIBRS Group A Offenses	Offenses		Arrests	
			Reported	Cleared	Adult	Juvenile
<b>Offense Overview</b>		<b>Crimes Against Persons</b>				
Offense Total	191	Murder	1	0	0	0
Number Cleared	78	Negligent Manslaughter	0	0	0	0
Percent Cleared	40.84 %	Negligent Vehicular Manslaughter	0	0	0	0
Group A Crimes per 100,000 population	6,133.6	Kidnapping/Abduction	0	0	0	0
		Forcible Rape	2	0	0	0
		Forcible Sodomy	0	0	0	0
		Sexual Assault W/Object	0	0	0	0
		Forcible Fondling	0	0	0	0
		Incest	0	0	0	0
		Statutory Rape	1	0	0	0
		Aggravated Assault	11	5	3	0
		Simple Assault	36	21	17	4
		Intimidation	9	0	0	0
		Stalking	0	0	0	0
		Commercial Sex Acts	0	0	0	0
		Involuntary Servitude	0	0	0	0
		<b>Crimes Against Property</b>				
		Arson	0	0	0	0
		Bribery	0	0	0	0
		Burglary	7	0	0	0
		Counterfeiting/Forgery	2	0	0	0
		Destruction/Damage/Vandalism	13	0	0	0
		Embezzlement	2	0	0	0
		Extortion/Blackmail	1	0	0	0
		Fraud - Computer Hacking/Invasion	0	0	0	0
		Fraud - Credit Card/ATM	4	2	1	0
		Fraud - False Pretenses	8	5	4	0
		Fraud - Identity Theft	0	0	0	0
		Fraud - Impersonation	6	3	2	0
		Fraud - Welfare	1	1	1	0
		Fraud - Wire	0	0	0	0
		Motor Vehicle Theft	10	1	1	0
		Robbery	0	0	0	0
		Stolen Property Offenses	0	0	0	0
		Theft - Pocket-picking	5	2	1	0
		Theft - Purse Snatching	0	0	0	0
		Theft - Shoplifting	5	1	1	0
		Theft From Building	12	0	0	0
		Theft From Coin Machine	0	0	0	0
		Theft From Motor Vehicle	3	0	0	0
		Theft of Motor Vehicle Parts	0	0	0	0
		Theft - All Other Larceny	11	1	1	0
		<b>Crimes Against Society</b>				
		Animal Cruelty	0	0	0	0
		Drug/Narcotic Violations	23	20	20	2
		Drug/Narcotic Equipment Violations	13	13	6	0
		Gambling - Betting/Wagering	0	0	0	0
		Gambling - Operating/Promoting	0	0	0	0
		Gambling - Equipment Violations	0	0	0	0
		Gambling - Sports Tampering	0	0	0	0
		Pornography/Obscene Material	0	0	0	0
		Prostitution	0	0	0	0
		Prostitution Assisting/Promoting	0	0	0	0
		Purchasing Prostitution	0	0	0	0
		Weapon Law Violations	5	3	2	0
		<b>Total Group A Offenses</b>	<b>191</b>	<b>78</b>	<b>60</b>	<b>6</b>

Domestic Violence Victims		
Offense	Reported	Cleared
Murder	0	0
Aggravated Assault	2	0
Simple Assault	18	14
Intimidation	3	0
Stalking	0	0
Forcible Rape	0	0
Forcible Sodomy	0	0
Sexual Assault W/Object	0	0
Forcible Fondling	0	0
Incest	0	0
Statutory Rape	0	0
Kidnapping/Abduction	0	0
<b>Total</b>	<b>23</b>	<b>14</b>

TIBRS Group B Arrests		
Offense	Adult	Juvenile
Bad Checks	0	0
Curfew/Vagrancy	0	0
Disorderly Conduct	14	5
DUI	18	0
Drunkenness	11	0
Family-Non Violent	0	1
Liquor Law Violations	7	0
Peeping Tom	0	0
Trespass	4	0
All Other Offenses	40	1
<b>Total Group B</b>	<b>94</b>	<b>7</b>



# Sparta Police Department - 2016

2015 Population Estimate	5,096	TIBRS Group A Offenses	Offenses		Arrests	
			Reported	Cleared	Adult	Juvenile
<b>Offense Overview</b>		<b>Crimes Against Persons</b>				
Offense Total	609	Murder	0	0	0	0
Number Cleared	290	Negligent Manslaughter	0	0	0	0
Percent Cleared	47.62 %	Negligent Vehicular Manslaughter	0	0	0	0
Group A Crimes per 100,000 population	11,950.5	Kidnapping/Abduction	1	0	0	0
		Forcible Rape	1	1	0	0
		Forcible Sodomy	0	0	0	0
		Sexual Assault W/Object	0	0	0	0
		Forcible Fondling	5	1	1	0
		Incest	0	0	0	0
		Statutory Rape	1	0	0	0
		Aggravated Assault	5	3	2	0
		Simple Assault	67	41	25	4
		Intimidation	21	2	1	0
		Stalking	0	0	0	0
		Commercial Sex Acts	0	0	0	0
		Involuntary Servitude	0	0	0	0
		<b>Crimes Against Property</b>				
		Arson	3	0	0	0
		Bribery	0	0	0	0
		Burglary	48	6	6	0
		Counterfeiting/Forgery	11	3	3	0
		Destruction/Damage/Vandalism	48	8	5	0
		Embezzlement	3	0	0	0
		Extortion/Blackmail	0	0	0	0
		Fraud - Computer Hacking/Invasion	0	0	0	0
		Fraud - Credit Card/ATM	10	3	3	0
		Fraud - False Pretenses	22	11	11	2
		Fraud - Identity Theft	0	0	0	0
		Fraud - Impersonation	9	6	4	0
		Fraud - Welfare	0	0	0	0
		Fraud - Wire	1	0	0	0
		Motor Vehicle Theft	10	3	4	0
		Robbery	3	0	0	0
		Stolen Property Offenses	0	0	0	0
		Theft - Pocket-picking	1	1	0	0
		Theft - Purse Snatching	0	0	0	0
		Theft - Shoplifting	93	65	77	0
		Theft From Building	47	7	6	0
		Theft From Coin Machine	1	0	0	0
		Theft From Motor Vehicle	24	1	1	0
		Theft of Motor Vehicle Parts	22	1	3	0
		Theft - All Other Larceny	26	4	4	0
		<b>Crimes Against Society</b>				
		Animal Cruelty	0	0	0	0
		Drug/Narcotic Violations	62	61	55	1
		Drug/Narcotic Equipment Violations	60	59	37	0
		Gambling - Betting/Wagering	0	0	0	0
		Gambling - Operating/Promoting	0	0	0	0
		Gambling - Equipment Violations	0	0	0	0
		Gambling - Sports Tampering	0	0	0	0
		Pornography/Obscene Material	0	0	0	0
		Prostitution	0	0	0	0
		Prostitution Assisting/Promoting	0	0	0	0
		Purchasing Prostitution	0	0	0	0
		Weapon Law Violations	4	3	0	0
		<b>Total Group A Offenses</b>	<b>609</b>	<b>290</b>	<b>248</b>	<b>7</b>

Domestic Violence Victims		
Offense	Reported	Cleared
Murder	0	0
Aggravated Assault	3	3
Simple Assault	41	30
Intimidation	5	2
Stalking	0	0
Forcible Rape	1	1
Forcible Sodomy	0	0
Sexual Assault W/Object	0	0
Forcible Fondling	1	0
Incest	0	0
Statutory Rape	1	0
Kidnapping/Abduction	0	0
<b>Total</b>	<b>52</b>	<b>36</b>

TIBRS Group B Arrests		
Offense	Adult	Juvenile
Bad Checks	0	0
Curfew/Vagrancy	0	0
Disorderly Conduct	3	0
DUI	52	0
Drunkenness	26	0
Family-Non Violent	1	0
Liquor Law Violations	2	7
Peeping Tom	0	0
Trespass	6	0
All Other Offenses	12	0
<b>Total Group B</b>	<b>102</b>	<b>7</b>



## Spencer Police Department - 2016

<b>2015 Population Estimate</b>	<b>1,634</b>
<b>Offense Overview</b>	
Offense Total	185
Number Cleared	181
Percent Cleared	97.84 %
Group A Crimes per 100,000 population	11,321.9
<b>Arrest Overview</b>	
Total Arrests	208
Adult Arrests	207
Juvenile Arrests	1
Unknown Age	0
Arrests per 100,000 population	12,729.5
Average number offenses/incident	1.65

Domestic Violence Victims		
Offense	Reported	Cleared
Murder	0	0
Aggravated Assault	8	8
Simple Assault	6	6
Intimidation	0	0
Stalking	0	0
Forcible Rape	0	0
Forcible Sodomy	0	0
Sexual Assault W/Object	0	0
Forcible Fondling	0	0
Incest	0	0
Statutory Rape	0	0
Kidnapping/Abduction	0	0
<b>Total</b>	<b>14</b>	<b>14</b>

TIBRS Group B Arrests		
Offense	Adult	Juvenile
Bad Checks	0	0
Curfew/Vagrancy	0	0
Disorderly Conduct	0	0
DUI	49	0
Drunkenness	2	0
Family-Non Violent	0	0
Liquor Law Violations	0	0
Peeping Tom	0	0
Trespass	0	0
All Other Offenses	4	0
<b>Total Group B</b>	<b>55</b>	<b>0</b>

TIBRS Group A Offenses	Offenses		Arrests	
	Reported	Cleared	Adult	Juvenile
<b>Crimes Against Persons</b>				
Murder	0	0	0	0
Negligent Manslaughter	0	0	0	0
Negligent Vehicular Manslaughter	0	0	0	0
Kidnapping/Abduction	0	0	0	0
Forcible Rape	0	0	0	0
Forcible Sodomy	0	0	0	0
Sexual Assault W/Object	0	0	0	0
Forcible Fondling	0	0	0	0
Incest	0	0	0	0
Statutory Rape	0	0	0	0
Aggravated Assault	8	8	5	0
Simple Assault	8	8	8	1
Intimidation	0	0	0	0
Stalking	0	0	0	0
Commercial Sex Acts	0	0	0	0
Involuntary Servitude	0	0	0	0
<b>Crimes Against Property</b>				
Arson	0	0	0	0
Bribery	0	0	0	0
Burglary	1	0	0	0
Counterfeiting/Forgery	1	1	0	0
Destruction/Damage/Vandalism	4	3	2	0
Embezzlement	0	0	0	0
Extortion/Blackmail	0	0	0	0
Fraud - Computer Hacking/Invasion	0	0	0	0
Fraud - Credit Card/ATM	1	1	0	0
Fraud - False Pretenses	0	0	0	0
Fraud - Identity Theft	0	0	0	0
Fraud - Impersonation	1	1	0	0
Fraud - Welfare	0	0	0	0
Fraud - Wire	0	0	0	0
Motor Vehicle Theft	1	1	1	0
Robbery	0	0	0	0
Stolen Property Offenses	0	0	0	0
Theft - Pocket-picking	0	0	0	0
Theft - Purse Snatching	0	0	0	0
Theft - Shoplifting	5	5	8	0
Theft From Building	3	2	2	0
Theft From Coin Machine	0	0	0	0
Theft From Motor Vehicle	1	0	0	0
Theft of Motor Vehicle Parts	0	0	0	0
Theft - All Other Larceny	1	1	2	0
<b>Crimes Against Society</b>				
Animal Cruelty	0	0	0	0
Drug/Narcotic Violations	75	75	92	0
Drug/Narcotic Equipment Violations	71	71	31	0
Gambling - Betting/Wagering	0	0	0	0
Gambling - Operating/Promoting	0	0	0	0
Gambling - Equipment Violations	0	0	0	0
Gambling - Sports Tampering	0	0	0	0
Pornography/Obscene Material	0	0	0	0
Prostitution	0	0	0	0
Prostitution Assisting/Promoting	0	0	0	0
Purchasing Prostitution	0	0	0	0
Weapon Law Violations	4	4	1	0
<b>Total Group A Offenses</b>	<b>185</b>	<b>181</b>	<b>152</b>	<b>1</b>



## Spring City Police Department - 2016

2015 Population Estimate	1,995	TIBRS Group A Offenses	Offenses		Arrests	
			Reported	Cleared	Adult	Juvenile
<b>Offense Overview</b>		<b>Crimes Against Persons</b>				
Offense Total	130	Murder	0	0	0	0
Number Cleared	86	Negligent Manslaughter	0	0	0	0
Percent Cleared	66.15 %	Negligent Vehicular Manslaughter	0	0	0	0
Group A Crimes per 100,000 population	6,516.3	Kidnapping/Abduction	0	0	0	0
		Forcible Rape	0	0	0	0
		Forcible Sodomy	0	0	0	0
		Sexual Assault W/Object	0	0	0	0
		Forcible Fondling	0	0	0	0
		Incest	0	0	0	0
		Statutory Rape	0	0	0	0
		Aggravated Assault	0	0	0	0
		Simple Assault	19	17	13	3
		Intimidation	0	0	0	0
		Stalking	0	0	0	0
		Commercial Sex Acts	0	0	0	0
		Involuntary Servitude	0	0	0	0
		<b>Crimes Against Property</b>				
		Arson	0	0	0	0
		Bribery	0	0	0	0
		Burglary	15	2	3	0
		Counterfeiting/Forgery	2	1	1	0
		Destruction/Damage/Vandalism	7	1	1	0
		Embezzlement	0	0	0	0
		Extortion/Blackmail	0	0	0	0
		Fraud - Computer Hacking/Invasion	0	0	0	0
		Fraud - Credit Card/ATM	0	0	0	0
		Fraud - False Pretenses	1	0	0	0
		Fraud - Identity Theft	0	0	0	0
		Fraud - Impersonation	0	0	0	0
		Fraud - Welfare	0	0	0	0
		Fraud - Wire	0	0	0	0
		Motor Vehicle Theft	3	1	2	0
		Robbery	0	0	0	0
		Stolen Property Offenses	0	0	0	0
		Theft - Pocket-picking	0	0	0	0
		Theft - Purse Snatching	0	0	0	0
		Theft - Shoplifting	6	5	4	1
		Theft From Building	0	0	0	0
		Theft From Coin Machine	0	0	0	0
		Theft From Motor Vehicle	0	0	0	0
		Theft of Motor Vehicle Parts	0	0	0	0
		Theft - All Other Larceny	20	2	2	0
		<b>Crimes Against Society</b>				
		Animal Cruelty	0	0	0	0
		Drug/Narcotic Violations	39	39	39	0
		Drug/Narcotic Equipment Violations	17	17	8	0
		Gambling - Betting/Wagering	0	0	0	0
		Gambling - Operating/Promoting	0	0	0	0
		Gambling - Equipment Violations	0	0	0	0
		Gambling - Sports Tampering	0	0	0	0
		Pornography/Obscene Material	0	0	0	0
		Prostitution	0	0	0	0
		Prostitution Assisting/Promoting	0	0	0	0
		Purchasing Prostitution	0	0	0	0
		Weapon Law Violations	1	1	0	0
		<b>Total Group A Offenses</b>	<b>130</b>	<b>86</b>	<b>73</b>	<b>4</b>

Domestic Violence Victims		
Offense	Reported	Cleared
Murder	0	0
Aggravated Assault	0	0
Simple Assault	15	14
Intimidation	0	0
Stalking	0	0
Forcible Rape	0	0
Forcible Sodomy	0	0
Sexual Assault W/Object	0	0
Forcible Fondling	0	0
Incest	0	0
Statutory Rape	0	0
Kidnapping/Abduction	0	0
<b>Total</b>	<b>15</b>	<b>14</b>

TIBRS Group B Arrests		
Offense	Adult	Juvenile
Bad Checks	0	0
Curfew/Vagrancy	0	0
Disorderly Conduct	2	1
DUI	7	0
Drunkenness	9	0
Family-Non Violent	0	0
Liquor Law Violations	0	0
Peeping Tom	0	0
Trespass	1	0
All Other Offenses	7	0
<b>Total Group B</b>	<b>26</b>	<b>1</b>



## Spring Hill Police Department - 2016

2015 Population Estimate	36,055	TIBRS Group A Offenses	Offenses		Arrests	
			Reported	Cleared	Adult	Juvenile
<b>Offense Overview</b>		<b>Crimes Against Persons</b>				
Offense Total	1,091	Murder	0	0	0	0
Number Cleared	620	Negligent Manslaughter	0	0	0	0
Percent Cleared	56.83 %	Negligent Vehicular Manslaughter	0	0	0	0
Group A Crimes per 100,000 population	3,025.9	Kidnapping/Abduction	6	5	3	0
		Forcible Rape	3	3	0	0
		Forcible Sodomy	3	2	0	0
		Sexual Assault W/Object	0	0	0	0
		Forcible Fondling	11	4	0	0
		Incest	0	0	0	0
		Statutory Rape	0	0	0	0
		Aggravated Assault	62	46	19	3
		Simple Assault	203	173	46	16
		Intimidation	33	25	8	0
		Stalking	3	1	0	0
		Commercial Sex Acts	0	0	0	0
		Involuntary Servitude	0	0	0	0
		<b>Crimes Against Property</b>				
		Arson	6	1	0	0
		Bribery	0	0	0	0
		Burglary	34	12	3	4
		Counterfeiting/Forgery	26	12	7	0
		Destruction/Damage/Vandalism	107	36	10	2
		Embezzlement	5	4	0	0
		Extortion/Blackmail	2	1	0	0
		Fraud - Computer Hacking/Invasion	1	0	0	0
		Fraud - Credit Card/ATM	26	5	1	0
		Fraud - False Pretenses	42	7	5	0
		Fraud - Identity Theft	3	0	0	0
		Fraud - Impersonation	34	0	0	0
		Fraud - Welfare	0	0	0	0
		Fraud - Wire	5	0	0	0
		Motor Vehicle Theft	11	5	0	5
		Robbery	3	0	0	0
		Stolen Property Offenses	2	2	1	0
		Theft - Pocket-picking	1	0	0	0
		Theft - Purse Snatching	1	0	0	0
		Theft - Shoplifting	91	56	50	4
		Theft From Building	44	15	3	1
		Theft From Coin Machine	0	0	0	0
		Theft From Motor Vehicle	75	9	6	0
		Theft of Motor Vehicle Parts	6	0	0	0
		Theft - All Other Larceny	57	15	5	3
		<b>Crimes Against Society</b>				
		Animal Cruelty	0	0	0	0
		Drug/Narcotic Violations	105	104	101	13
		Drug/Narcotic Equipment Violations	67	66	7	1
		Gambling - Betting/Wagering	0	0	0	0
		Gambling - Operating/Promoting	0	0	0	0
		Gambling - Equipment Violations	0	0	0	0
		Gambling - Sports Tampering	0	0	0	0
		Pornography/Obscene Material	0	0	0	0
		Prostitution	0	0	0	0
		Prostitution Assisting/Promoting	0	0	0	0
		Purchasing Prostitution	0	0	0	0
		Weapon Law Violations	13	11	9	0
		<b>Total Group A Offenses</b>	<b>1,091</b>	<b>620</b>	<b>284</b>	<b>52</b>

Domestic Violence Victims		
Offense	Reported	Cleared
Murder	0	0
Aggravated Assault	25	23
Simple Assault	125	112
Intimidation	11	10
Stalking	1	1
Forcible Rape	1	1
Forcible Sodomy	1	1
Sexual Assault W/Object	0	0
Forcible Fondling	5	3
Incest	0	0
Statutory Rape	0	0
Kidnapping/Abduction	5	5
<b>Total</b>	<b>174</b>	<b>156</b>

TIBRS Group B Arrests		
Offense	Adult	Juvenile
Bad Checks	0	0
Curfew/Vagrancy	0	1
Disorderly Conduct	5	2
DUI	77	0
Drunkenness	17	0
Family-Non Violent	0	0
Liquor Law Violations	10	0
Peeping Tom	0	0
Trespass	2	2
All Other Offenses	36	7
<b>Total Group B</b>	<b>147</b>	<b>12</b>





## Springfield Police Department - 2016

2015 Population Estimate	16,808	TIBRS Group A Offenses	Offenses		Arrests	
			Reported	Cleared	Adult	Juvenile
<b>Offense Overview</b>		<b>Crimes Against Persons</b>				
Offense Total	1,539	Murder	0	0	0	0
Number Cleared	837	Negligent Manslaughter	0	0	0	0
Percent Cleared	54.39 %	Negligent Vehicular Manslaughter	0	0	0	0
Group A Crimes per 100,000 population	9,156.4	Kidnapping/Abduction	1	0	0	0
		Forcible Rape	3	2	1	0
		Forcible Sodomy	1	0	0	0
		Sexual Assault W/Object	0	0	0	0
		Forcible Fondling	3	2	2	0
		Incest	0	0	0	0
		Statutory Rape	2	2	2	0
		Aggravated Assault	99	79	72	0
		Simple Assault	327	228	131	5
		Intimidation	29	11	7	0
		Stalking	7	3	2	0
		Commercial Sex Acts	0	0	0	0
		Involuntary Servitude	0	0	0	0
		<b>Crimes Against Property</b>				
		Arson	3	0	0	0
		Bribery	0	0	0	0
		Burglary	54	10	12	1
		Counterfeiting/Forgery	39	10	10	0
		Destruction/Damage/Vandalism	139	33	8	2
		Embezzlement	7	4	1	0
		Extortion/Blackmail	0	0	0	0
		Fraud - Computer Hacking/Invasion	0	0	0	0
		Fraud - Credit Card/ATM	21	10	2	0
		Fraud - False Pretenses	46	22	9	0
		Fraud - Identity Theft	3	0	0	0
		Fraud - Impersonation	13	12	8	0
		Fraud - Welfare	0	0	0	0
		Fraud - Wire	0	0	0	0
		Motor Vehicle Theft	17	3	2	0
		Robbery	19	10	10	1
		Stolen Property Offenses	12	8	5	0
		Theft - Pocket-picking	4	3	1	0
		Theft - Purse Snatching	0	0	0	0
		Theft - Shoplifting	245	151	158	10
		Theft From Building	79	18	12	0
		Theft From Coin Machine	2	0	0	0
		Theft From Motor Vehicle	78	7	4	0
		Theft of Motor Vehicle Parts	11	1	0	0
		Theft - All Other Larceny	71	23	16	3
		<b>Crimes Against Society</b>				
		Animal Cruelty	1	1	0	0
		Drug/Narcotic Violations	116	101	90	3
		Drug/Narcotic Equipment Violations	57	54	13	2
		Gambling - Betting/Wagering	0	0	0	0
		Gambling - Operating/Promoting	0	0	0	0
		Gambling - Equipment Violations	0	0	0	0
		Gambling - Sports Tampering	0	0	0	0
		Pornography/Obscene Material	1	1	1	0
		Prostitution	0	0	0	0
		Prostitution Assisting/Promoting	0	0	0	0
		Purchasing Prostitution	0	0	0	0
		Weapon Law Violations	29	28	15	4
		<b>Total Group A Offenses</b>	<b>1,539</b>	<b>837</b>	<b>594</b>	<b>31</b>

Domestic Violence Victims		
Offense	Reported	Cleared
Murder	0	0
Aggravated Assault	38	38
Simple Assault	216	164
Intimidation	8	3
Stalking	6	3
Forcible Rape	1	1
Forcible Sodomy	1	0
Sexual Assault W/Object	0	0
Forcible Fondling	0	0
Incest	0	0
Statutory Rape	2	2
Kidnapping/Abduction	1	0
<b>Total</b>	<b>273</b>	<b>211</b>

TIBRS Group B Arrests		
Offense	Adult	Juvenile
Bad Checks	0	0
Curfew/Vagrancy	0	2
Disorderly Conduct	20	2
DUI	78	0
Drunkenness	64	3
Family-Non Violent	5	0
Liquor Law Violations	2	1
Peeping Tom	0	0
Trespass	10	3
All Other Offenses	62	2
<b>Total Group B</b>	<b>241</b>	<b>13</b>



## St. Joseph Police Department - 2016

2015 Population Estimate	789	TIBRS Group A Offenses	Offenses		Arrests	
			Reported	Cleared	Adult	Juvenile
<b>Offense Overview</b>		<b>Crimes Against Persons</b>				
Offense Total	26	Murder	0	0	0	0
Number Cleared	16	Negligent Manslaughter	0	0	0	0
Percent Cleared	61.54 %	Negligent Vehicular Manslaughter	0	0	0	0
Group A Crimes per 100,000 population	3,295.3	Kidnapping/Abduction	0	0	0	0
		Forcible Rape	0	0	0	0
		Forcible Sodomy	0	0	0	0
		Sexual Assault W/Object	0	0	0	0
		Forcible Fondling	0	0	0	0
		Incest	0	0	0	0
		Statutory Rape	0	0	0	0
		Aggravated Assault	2	2	2	0
		Simple Assault	2	1	1	0
		Intimidation	3	0	0	0
		Stalking	1	0	0	0
		Commercial Sex Acts	0	0	0	0
		Involuntary Servitude	0	0	0	0
		<b>Crimes Against Property</b>				
		Arson	0	0	0	0
		Bribery	0	0	0	0
		Burglary	1	0	0	0
		Counterfeiting/Forgery	0	0	0	0
		Destruction/Damage/Vandalism	2	0	0	0
		Embezzlement	0	0	0	0
		Extortion/Blackmail	0	0	0	0
		Fraud - Computer Hacking/Invasion	0	0	0	0
		Fraud - Credit Card/ATM	0	0	0	0
		Fraud - False Pretenses	0	0	0	0
		Fraud - Identity Theft	0	0	0	0
		Fraud - Impersonation	0	0	0	0
		Fraud - Welfare	0	0	0	0
		Fraud - Wire	0	0	0	0
		Motor Vehicle Theft	0	0	0	0
		Robbery	0	0	0	0
		Stolen Property Offenses	0	0	0	0
		Theft - Pocket-picking	0	0	0	0
		Theft - Purse Snatching	0	0	0	0
		Theft - Shoplifting	1	1	1	0
		Theft From Building	0	0	0	0
		Theft From Coin Machine	0	0	0	0
		Theft From Motor Vehicle	0	0	0	0
		Theft of Motor Vehicle Parts	0	0	0	0
		Theft - All Other Larceny	4	2	1	0
		<b>Crimes Against Society</b>				
		Animal Cruelty	0	0	0	0
		Drug/Narcotic Violations	6	6	6	1
		Drug/Narcotic Equipment Violations	3	3	1	0
		Gambling - Betting/Wagering	0	0	0	0
		Gambling - Operating/Promoting	0	0	0	0
		Gambling - Equipment Violations	0	0	0	0
		Gambling - Sports Tampering	0	0	0	0
		Pornography/Obscene Material	0	0	0	0
		Prostitution	0	0	0	0
		Prostitution Assisting/Promoting	0	0	0	0
		Purchasing Prostitution	0	0	0	0
		Weapon Law Violations	1	1	1	0
		<b>Total Group A Offenses</b>	<b>26</b>	<b>16</b>	<b>13</b>	<b>1</b>

Domestic Violence Victims		
Offense	Reported	Cleared
Murder	0	0
Aggravated Assault	1	1
Simple Assault	1	1
Intimidation	2	0
Stalking	1	0
Forcible Rape	0	0
Forcible Sodomy	0	0
Sexual Assault W/Object	0	0
Forcible Fondling	0	0
Incest	0	0
Statutory Rape	0	0
Kidnapping/Abduction	0	0
<b>Total</b>	<b>5</b>	<b>2</b>

TIBRS Group B Arrests		
Offense	Adult	Juvenile
Bad Checks	0	0
Curfew/Vagrancy	0	0
Disorderly Conduct	1	0
DUI	3	0
Drunkenness	2	0
Family-Non Violent	0	0
Liquor Law Violations	0	0
Peeping Tom	0	0
Trespass	2	0
All Other Offenses	2	0
<b>Total Group B</b>	<b>10</b>	<b>0</b>



## Sunbright Police Department - 2016

2015 Population Estimate	545	TIBRS Group A Offenses	Offenses		Arrests	
			Reported	Cleared	Adult	Juvenile
<b>Offense Overview</b>		<b>Crimes Against Persons</b>				
Offense Total	0	Murder	0	0	0	0
Number Cleared	0	Negligent Manslaughter	0	0	0	0
Percent Cleared	0.00 %	Negligent Vehicular Manslaughter	0	0	0	0
Group A Crimes per 100,000 population	0.0	Kidnapping/Abduction	0	0	0	0
		Forcible Rape	0	0	0	0
		Forcible Sodomy	0	0	0	0
		Sexual Assault W/Object	0	0	0	0
		Forcible Fondling	0	0	0	0
		Incest	0	0	0	0
		Statutory Rape	0	0	0	0
		Aggravated Assault	0	0	0	0
		Simple Assault	0	0	0	0
		Intimidation	0	0	0	0
		Stalking	0	0	0	0
		Commercial Sex Acts	0	0	0	0
		Involuntary Servitude	0	0	0	0
		<b>Crimes Against Property</b>				
		Arson	0	0	0	0
		Bribery	0	0	0	0
		Burglary	0	0	0	0
		Counterfeiting/Forgery	0	0	0	0
		Destruction/Damage/Vandalism	0	0	0	0
		Embezzlement	0	0	0	0
		Extortion/Blackmail	0	0	0	0
		Fraud - Computer Hacking/Invasion	0	0	0	0
		Fraud - Credit Card/ATM	0	0	0	0
		Fraud - False Pretenses	0	0	0	0
		Fraud - Identity Theft	0	0	0	0
		Fraud - Impersonation	0	0	0	0
		Fraud - Welfare	0	0	0	0
		Fraud - Wire	0	0	0	0
		Motor Vehicle Theft	0	0	0	0
		Robbery	0	0	0	0
		Stolen Property Offenses	0	0	0	0
		Theft - Pocket-picking	0	0	0	0
		Theft - Purse Snatching	0	0	0	0
		Theft - Shoplifting	0	0	0	0
		Theft From Building	0	0	0	0
		Theft From Coin Machine	0	0	0	0
		Theft From Motor Vehicle	0	0	0	0
		Theft of Motor Vehicle Parts	0	0	0	0
		Theft - All Other Larceny	0	0	0	0
		<b>Crimes Against Society</b>				
		Animal Cruelty	0	0	0	0
		Drug/Narcotic Violations	0	0	0	0
		Drug/Narcotic Equipment Violations	0	0	0	0
		Gambling - Betting/Wagering	0	0	0	0
		Gambling - Operating/Promoting	0	0	0	0
		Gambling - Equipment Violations	0	0	0	0
		Gambling - Sports Tampering	0	0	0	0
		Pornography/Obscene Material	0	0	0	0
		Prostitution	0	0	0	0
		Prostitution Assisting/Promoting	0	0	0	0
		Purchasing Prostitution	0	0	0	0
		Weapon Law Violations	0	0	0	0
		<b>Total Group A Offenses</b>	<b>0</b>	<b>0</b>	<b>0</b>	<b>0</b>

Domestic Violence Victims		
Offense	Reported	Cleared
Murder	0	0
Aggravated Assault	0	0
Simple Assault	0	0
Intimidation	0	0
Stalking	0	0
Forcible Rape	0	0
Forcible Sodomy	0	0
Sexual Assault W/Object	0	0
Forcible Fondling	0	0
Incest	0	0
Statutory Rape	0	0
Kidnapping/Abduction	0	0
<b>Total</b>	<b>0</b>	<b>0</b>

TIBRS Group B Arrests		
Offense	Adult	Juvenile
Bad Checks	0	0
Curfew/Vagrancy	0	0
Disorderly Conduct	0	0
DUI	0	0
Drunkenness	0	0
Family-Non Violent	0	0
Liquor Law Violations	0	0
Peeping Tom	0	0
Trespass	0	0
All Other Offenses	0	0
<b>Total Group B</b>	<b>0</b>	<b>0</b>



## Surgoinville Police Department - 2016

<b>2015 Population Estimate</b>	<b>1,788</b>
<b>Offense Overview</b>	
Offense Total	32
Number Cleared	8
Percent Cleared	25.00 %
Group A Crimes per 100,000 population	1,789.7
<b>Arrest Overview</b>	
Total Arrests	14
Adult Arrests	12
Juvenile Arrests	2
Unknown Age	0
Arrests per 100,000 population	783.0
Average number offenses/incident	1.03

Domestic Violence Victims		
Offense	Reported	Cleared
Murder	0	0
Aggravated Assault	0	0
Simple Assault	1	1
Intimidation	0	0
Stalking	0	0
Forcible Rape	0	0
Forcible Sodomy	0	0
Sexual Assault W/Object	0	0
Forcible Fondling	0	0
Incest	0	0
Statutory Rape	0	0
Kidnapping/Abduction	0	0
<b>Total</b>	<b>1</b>	<b>1</b>

TIBRS Group B Arrests		
Offense	Adult	Juvenile
Bad Checks	0	0
Curfew/Vagrancy	0	0
Disorderly Conduct	0	0
DUI	1	0
Drunkenness	0	0
Family-Non Violent	0	0
Liquor Law Violations	0	0
Peeping Tom	0	0
Trespass	0	0
All Other Offenses	1	1
<b>Total Group B</b>	<b>2</b>	<b>1</b>

TIBRS Group A Offenses	Offenses		Arrests	
	Reported	Cleared	Adult	Juvenile
<b>Crimes Against Persons</b>				
Murder	0	0	0	0
Negligent Manslaughter	0	0	0	0
Negligent Vehicular Manslaughter	0	0	0	0
Kidnapping/Abduction	0	0	0	0
Forcible Rape	0	0	0	0
Forcible Sodomy	0	0	0	0
Sexual Assault W/Object	0	0	0	0
Forcible Fondling	0	0	0	0
Incest	0	0	0	0
Statutory Rape	0	0	0	0
Aggravated Assault	0	0	0	0
Simple Assault	2	1	0	1
Intimidation	3	0	0	0
Stalking	0	0	0	0
Commercial Sex Acts	0	0	0	0
Involuntary Servitude	0	0	0	0
<b>Crimes Against Property</b>				
Arson	0	0	0	0
Bribery	0	0	0	0
Burglary	1	0	0	0
Counterfeiting/Forgery	1	0	0	0
Destruction/Damage/Vandalism	1	0	0	0
Embezzlement	0	0	0	0
Extortion/Blackmail	0	0	0	0
Fraud - Computer Hacking/Invasion	0	0	0	0
Fraud - Credit Card/ATM	2	0	0	0
Fraud - False Pretenses	1	1	1	0
Fraud - Identity Theft	0	0	0	0
Fraud - Impersonation	1	0	0	0
Fraud - Welfare	0	0	0	0
Fraud - Wire	0	0	0	0
Motor Vehicle Theft	0	0	0	0
Robbery	0	0	0	0
Stolen Property Offenses	0	0	0	0
Theft - Pocket-picking	0	0	0	0
Theft - Purse Snatching	0	0	0	0
Theft - Shoplifting	1	1	1	0
Theft From Building	12	1	3	0
Theft From Coin Machine	0	0	0	0
Theft From Motor Vehicle	1	0	0	0
Theft of Motor Vehicle Parts	0	0	0	0
Theft - All Other Larceny	5	3	3	0
<b>Crimes Against Society</b>				
Animal Cruelty	0	0	0	0
Drug/Narcotic Violations	1	1	2	0
Drug/Narcotic Equipment Violations	0	0	0	0
Gambling - Betting/Wagering	0	0	0	0
Gambling - Operating/Promoting	0	0	0	0
Gambling - Equipment Violations	0	0	0	0
Gambling - Sports Tampering	0	0	0	0
Pornography/Obscene Material	0	0	0	0
Prostitution	0	0	0	0
Prostitution Assisting/Promoting	0	0	0	0
Purchasing Prostitution	0	0	0	0
Weapon Law Violations	0	0	0	0
<b>Total Group A Offenses</b>	<b>32</b>	<b>8</b>	<b>10</b>	<b>1</b>



## Sweetwater Police Department - 2016

2015 Population Estimate	5,931	TIBRS Group A Offenses	Offenses		Arrests	
			Reported	Cleared	Adult	Juvenile
<b>Offense Overview</b>		<b>Crimes Against Persons</b>				
Offense Total	944	Murder	2	2	1	0
Number Cleared	407	Negligent Manslaughter	0	0	0	0
Percent Cleared	43.11 %	Negligent Vehicular Manslaughter	0	0	0	0
Group A Crimes per 100,000 population	15,916.4	Kidnapping/Abduction	4	3	1	0
		Forcible Rape	0	0	0	0
		Forcible Sodomy	0	0	0	0
		Sexual Assault W/Object	0	0	0	0
		Forcible Fondling	4	2	1	1
		Incest	0	0	0	0
		Statutory Rape	0	0	0	0
		Aggravated Assault	64	44	29	0
		Simple Assault	106	44	36	2
		Intimidation	10	3	2	0
		Stalking	0	0	0	0
		Commercial Sex Acts	0	0	0	0
		Involuntary Servitude	0	0	0	0
		<b>Crimes Against Property</b>				
		Arson	3	2	2	0
		Bribery	0	0	0	0
		Burglary	102	26	23	1
		Counterfeiting/Forgery	23	5	5	0
		Destruction/Damage/Vandalism	78	19	11	0
		Embezzlement	7	2	2	0
		Extortion/Blackmail	0	0	0	0
		Fraud - Computer Hacking/Invasion	0	0	0	0
		Fraud - Credit Card/ATM	43	14	14	0
		Fraud - False Pretenses	58	17	5	1
		Fraud - Identity Theft	0	0	0	0
		Fraud - Impersonation	12	10	6	0
		Fraud - Welfare	0	0	0	0
		Fraud - Wire	1	1	2	0
		Motor Vehicle Theft	37	16	14	0
		Robbery	3	3	1	5
		Stolen Property Offenses	7	6	6	0
		Theft - Pocket-picking	0	0	0	0
		Theft - Purse Snatching	0	0	0	0
		Theft - Shoplifting	72	35	34	1
		Theft From Building	65	19	14	3
		Theft From Coin Machine	1	1	0	0
		Theft From Motor Vehicle	45	9	2	2
		Theft of Motor Vehicle Parts	7	0	0	0
		Theft - All Other Larceny	65	6	4	0
		<b>Crimes Against Society</b>				
		Animal Cruelty	0	0	0	0
		Drug/Narcotic Violations	65	60	57	1
		Drug/Narcotic Equipment Violations	49	49	15	0
		Gambling - Betting/Wagering	0	0	0	0
		Gambling - Operating/Promoting	0	0	0	0
		Gambling - Equipment Violations	0	0	0	0
		Gambling - Sports Tampering	0	0	0	0
		Pornography/Obscene Material	0	0	0	0
		Prostitution	0	0	0	0
		Prostitution Assisting/Promoting	0	0	0	0
		Purchasing Prostitution	0	0	0	0
		Weapon Law Violations	11	9	0	0
		<b>Total Group A Offenses</b>	<b>944</b>	<b>407</b>	<b>287</b>	<b>17</b>

Domestic Violence Victims		
Offense	Reported	Cleared
Murder	0	0
Aggravated Assault	31	24
Simple Assault	64	37
Intimidation	6	3
Stalking	0	0
Forcible Rape	0	0
Forcible Sodomy	0	0
Sexual Assault W/Object	0	0
Forcible Fondling	0	0
Incest	0	0
Statutory Rape	0	0
Kidnapping/Abduction	0	0
<b>Total</b>	<b>101</b>	<b>64</b>

TIBRS Group B Arrests		
Offense	Adult	Juvenile
Bad Checks	0	0
Curfew/Vagrancy	1	0
Disorderly Conduct	7	0
DUI	21	0
Drunkenness	33	0
Family-Non Violent	0	0
Liquor Law Violations	1	0
Peeping Tom	0	0
Trespass	11	0
All Other Offenses	13	0
<b>Total Group B</b>	<b>87</b>	<b>0</b>



## Tazewell Police Department - 2016

2015 Population Estimate	2,288	TIBRS Group A Offenses	Offenses		Arrests	
			Reported	Cleared	Adult	Juvenile
<b>Offense Overview</b>		<b>Crimes Against Persons</b>				
Offense Total	218	Murder	0	0	0	0
Number Cleared	131	Negligent Manslaughter	0	0	0	0
Percent Cleared	60.09 %	Negligent Vehicular Manslaughter	0	0	0	0
Group A Crimes per 100,000 population	9,528.0	Kidnapping/Abduction	1	0	0	0
		Forcible Rape	1	0	0	0
		Forcible Sodomy	0	0	0	0
		Sexual Assault W/Object	0	0	0	0
		Forcible Fondling	1	1	0	0
		Incest	0	0	0	0
		Statutory Rape	2	2	2	0
		Aggravated Assault	13	7	4	0
		Simple Assault	30	22	19	0
		Intimidation	3	0	0	0
		Stalking	0	0	0	0
		Commercial Sex Acts	0	0	0	0
		Involuntary Servitude	0	0	0	0
		<b>Crimes Against Property</b>				
		Arson	0	0	0	0
		Bribery	0	0	0	0
		Burglary	12	2	3	0
		Counterfeiting/Forgery	12	1	1	0
		Destruction/Damage/Vandalism	11	1	0	0
		Embezzlement	0	0	0	0
		Extortion/Blackmail	0	0	0	0
		Fraud - Computer Hacking/Invasion	0	0	0	0
		Fraud - Credit Card/ATM	2	0	0	0
		Fraud - False Pretenses	7	3	3	0
		Fraud - Identity Theft	0	0	0	0
		Fraud - Impersonation	1	0	0	0
		Fraud - Welfare	0	0	0	0
		Fraud - Wire	1	0	0	0
		Motor Vehicle Theft	5	3	4	0
		Robbery	0	0	0	0
		Stolen Property Offenses	0	0	0	0
		Theft - Pocket-picking	0	0	0	0
		Theft - Purse Snatching	0	0	0	0
		Theft - Shoplifting	12	8	7	0
		Theft From Building	11	2	1	0
		Theft From Coin Machine	0	0	0	0
		Theft From Motor Vehicle	3	0	0	0
		Theft of Motor Vehicle Parts	4	0	0	0
		Theft - All Other Larceny	8	1	1	0
		<b>Crimes Against Society</b>				
		Animal Cruelty	0	0	0	0
		Drug/Narcotic Violations	41	41	48	0
		Drug/Narcotic Equipment Violations	33	33	19	0
		Gambling - Betting/Wagering	0	0	0	0
		Gambling - Operating/Promoting	0	0	0	0
		Gambling - Equipment Violations	0	0	0	0
		Gambling - Sports Tampering	0	0	0	0
		Pornography/Obscene Material	2	2	1	0
		Prostitution	0	0	0	0
		Prostitution Assisting/Promoting	0	0	0	0
		Purchasing Prostitution	0	0	0	0
		Weapon Law Violations	2	2	0	0
		<b>Total Group A Offenses</b>	<b>218</b>	<b>131</b>	<b>113</b>	<b>0</b>

Domestic Violence Victims		
Offense	Reported	Cleared
Murder	0	0
Aggravated Assault	6	6
Simple Assault	20	16
Intimidation	1	0
Stalking	0	0
Forcible Rape	0	0
Forcible Sodomy	0	0
Sexual Assault W/Object	0	0
Forcible Fondling	0	0
Incest	0	0
Statutory Rape	0	0
Kidnapping/Abduction	0	0
<b>Total</b>	<b>27</b>	<b>22</b>

TIBRS Group B Arrests		
Offense	Adult	Juvenile
Bad Checks	0	0
Curfew/Vagrancy	0	0
Disorderly Conduct	16	3
DUI	26	0
Drunkenness	9	0
Family-Non Violent	2	0
Liquor Law Violations	3	0
Peeping Tom	0	0
Trespass	1	0
All Other Offenses	6	0
<b>Total Group B</b>	<b>63</b>	<b>3</b>



## Tellico Plains Police Department - 2016

2015 Population Estimate	942	TIBRS Group A Offenses	Offenses		Arrests	
			Reported	Cleared	Adult	Juvenile
<b>Offense Overview</b>		<b>Crimes Against Persons</b>				
Offense Total	97	Murder	0	0	0	0
Number Cleared	28	Negligent Manslaughter	0	0	0	0
Percent Cleared	28.87 %	Negligent Vehicular Manslaughter	0	0	0	0
Group A Crimes per 100,000 population	10,297.2	Kidnapping/Abduction	0	0	0	0
		Forcible Rape	1	0	0	0
		Forcible Sodomy	0	0	0	0
		Sexual Assault W/Object	0	0	0	0
		Forcible Fondling	2	2	1	0
		Incest	0	0	0	0
		Statutory Rape	1	0	0	0
		Aggravated Assault	3	0	0	0
		Simple Assault	16	6	5	1
		Intimidation	15	0	0	0
		Stalking	2	0	0	0
		Commercial Sex Acts	0	0	0	0
		Involuntary Servitude	0	0	0	0
		<b>Crimes Against Property</b>				
		Arson	1	0	0	0
		Bribery	0	0	0	0
		Burglary	5	1	1	0
		Counterfeiting/Forgery	1	1	1	0
		Destruction/Damage/Vandalism	3	0	0	0
		Embezzlement	0	0	0	0
		Extortion/Blackmail	0	0	0	0
		Fraud - Computer Hacking/Invasion	0	0	0	0
		Fraud - Credit Card/ATM	2	0	0	0
		Fraud - False Pretenses	1	0	0	0
		Fraud - Identity Theft	0	0	0	0
		Fraud - Impersonation	1	1	1	0
		Fraud - Welfare	0	0	0	0
		Fraud - Wire	0	0	0	0
		Motor Vehicle Theft	3	0	0	0
		Robbery	0	0	0	0
		Stolen Property Offenses	0	0	0	0
		Theft - Pocket-picking	0	0	0	0
		Theft - Purse Snatching	0	0	0	0
		Theft - Shoplifting	0	0	0	0
		Theft From Building	4	0	0	0
		Theft From Coin Machine	0	0	0	0
		Theft From Motor Vehicle	0	0	0	0
		Theft of Motor Vehicle Parts	0	0	0	0
		Theft - All Other Larceny	6	0	0	0
		<b>Crimes Against Society</b>				
		Animal Cruelty	0	0	0	0
		Drug/Narcotic Violations	20	10	9	0
		Drug/Narcotic Equipment Violations	10	7	3	1
		Gambling - Betting/Wagering	0	0	0	0
		Gambling - Operating/Promoting	0	0	0	0
		Gambling - Equipment Violations	0	0	0	0
		Gambling - Sports Tampering	0	0	0	0
		Pornography/Obscene Material	0	0	0	0
		Prostitution	0	0	0	0
		Prostitution Assisting/Promoting	0	0	0	0
		Purchasing Prostitution	0	0	0	0
		Weapon Law Violations	0	0	0	0
		<b>Total Group A Offenses</b>	<b>97</b>	<b>28</b>	<b>21</b>	<b>2</b>

Domestic Violence Victims		
Offense	Reported	Cleared
Murder	0	0
Aggravated Assault	1	0
Simple Assault	8	4
Intimidation	5	0
Stalking	1	0
Forcible Rape	0	0
Forcible Sodomy	0	0
Sexual Assault W/Object	0	0
Forcible Fondling	2	2
Incest	0	0
Statutory Rape	1	0
Kidnapping/Abduction	0	0
<b>Total</b>	<b>18</b>	<b>6</b>

TIBRS Group B Arrests		
Offense	Adult	Juvenile
Bad Checks	1	0
Curfew/Vagrancy	0	0
Disorderly Conduct	0	0
DUI	14	0
Drunkenness	6	0
Family-Non Violent	0	0
Liquor Law Violations	0	0
Peeping Tom	0	0
Trespass	1	0
All Other Offenses	14	1
<b>Total Group B</b>	<b>36</b>	<b>1</b>



## Tiptonville Police Department - 2016

2015 Population Estimate	4,352	TIBRS Group A Offenses	Offenses		Arrests	
			Reported	Cleared	Adult	Juvenile
<b>Offense Overview</b>		<b>Crimes Against Persons</b>				
Offense Total	118	Murder	0	0	0	0
Number Cleared	87	Negligent Manslaughter	0	0	0	0
Percent Cleared	73.73 %	Negligent Vehicular Manslaughter	0	0	0	0
Group A Crimes per 100,000 population	2,711.4	Kidnapping/Abduction	1	1	1	0
		Forcible Rape	2	2	1	0
		Forcible Sodomy	0	0	0	0
		Sexual Assault W/Object	0	0	0	0
		Forcible Fondling	0	0	0	0
		Incest	0	0	0	0
		Statutory Rape	0	0	0	0
		Aggravated Assault	4	4	5	0
		Simple Assault	20	20	18	3
		Intimidation	2	2	2	1
		Stalking	1	1	1	0
		Commercial Sex Acts	0	0	0	0
		Involuntary Servitude	0	0	0	0
<b>Arrest Overview</b>		<b>Crimes Against Property</b>				
Total Arrests	97	Arson	1	1	0	1
Adult Arrests	88	Bribery	0	0	0	0
Juvenile Arrests	9	Burglary	15	2	2	0
Unknown Age	0	Counterfeiting/Forgery	3	3	0	0
Arrests per 100,000 population	2,228.9	Destruction/Damage/Vandalism	16	4	1	2
Average number offenses/incident	1.12	Embezzlement	1	1	1	0
		Extortion/Blackmail	0	0	0	0
		Fraud - Computer Hacking/Invasion	0	0	0	0
		Fraud - Credit Card/ATM	0	0	0	0
		Fraud - False Pretenses	16	15	3	0
		Fraud - Identity Theft	0	0	0	0
		Fraud - Impersonation	1	0	0	0
		Fraud - Welfare	0	0	0	0
		Fraud - Wire	0	0	0	0
		Motor Vehicle Theft	1	1	1	0
		Robbery	1	1	1	0
		Stolen Property Offenses	0	0	0	0
		Theft - Pocket-picking	0	0	0	0
		Theft - Purse Snatching	0	0	0	0
		Theft - Shoplifting	12	12	10	0
		Theft From Building	6	4	5	0
		Theft From Coin Machine	0	0	0	0
		Theft From Motor Vehicle	3	1	1	0
		Theft of Motor Vehicle Parts	0	0	0	0
		Theft - All Other Larceny	1	1	0	0
		<b>Crimes Against Society</b>				
		Animal Cruelty	0	0	0	0
		Drug/Narcotic Violations	6	6	5	0
		Drug/Narcotic Equipment Violations	3	3	0	0
		Gambling - Betting/Wagering	0	0	0	0
		Gambling - Operating/Promoting	0	0	0	0
		Gambling - Equipment Violations	0	0	0	0
		Gambling - Sports Tampering	0	0	0	0
		Pornography/Obscene Material	0	0	0	0
		Prostitution	0	0	0	0
		Prostitution Assisting/Promoting	0	0	0	0
		Purchasing Prostitution	0	0	0	0
		Weapon Law Violations	2	2	2	0
		<b>Total Group A Offenses</b>	<b>118</b>	<b>87</b>	<b>60</b>	<b>7</b>

Domestic Violence Victims		
Offense	Reported	Cleared
Murder	0	0
Aggravated Assault	2	2
Simple Assault	8	8
Intimidation	0	0
Stalking	0	0
Forcible Rape	2	2
Forcible Sodomy	0	0
Sexual Assault W/Object	0	0
Forcible Fondling	0	0
Incest	0	0
Statutory Rape	0	0
Kidnapping/Abduction	1	1
<b>Total</b>	<b>13</b>	<b>13</b>

TIBRS Group B Arrests		
Offense	Adult	Juvenile
Bad Checks	0	0
Curfew/Vagrancy	0	1
Disorderly Conduct	4	1
DUI	0	0
Drunkenness	15	0
Family-Non Violent	0	0
Liquor Law Violations	1	0
Peeping Tom	0	0
Trespass	4	0
All Other Offenses	4	0
<b>Total Group B</b>	<b>28</b>	<b>2</b>





## Toone Police Department - 2016

2015 Population Estimate	343	TIBRS Group A Offenses	Offenses		Arrests	
			Reported	Cleared	Adult	Juvenile
<b>Offense Overview</b>		<b>Crimes Against Persons</b>				
Offense Total	5	Murder	0	0	0	0
Number Cleared	0	Negligent Manslaughter	0	0	0	0
Percent Cleared	0.00 %	Negligent Vehicular Manslaughter	0	0	0	0
Group A Crimes per 100,000 population	1,457.7	Kidnapping/Abduction	0	0	0	0
		Forcible Rape	0	0	0	0
		Forcible Sodomy	0	0	0	0
		Sexual Assault W/Object	0	0	0	0
		Forcible Fondling	0	0	0	0
		Incest	0	0	0	0
		Statutory Rape	0	0	0	0
		Aggravated Assault	0	0	0	0
		Simple Assault	0	0	0	0
		Intimidation	2	0	0	0
		Stalking	0	0	0	0
		Commercial Sex Acts	0	0	0	0
		Involuntary Servitude	0	0	0	0
<b>Arrest Overview</b>		<b>Crimes Against Property</b>				
Total Arrests	1	Arson	0	0	0	0
Adult Arrests	1	Bribery	0	0	0	0
Juvenile Arrests	0	Burglary	1	0	0	0
Unknown Age	0	Counterfeiting/Forgery	0	0	0	0
Arrests per 100,000 population	291.5	Destruction/Damage/Vandalism	0	0	0	0
Average number offenses/incident	1.00	Embezzlement	0	0	0	0
		Extortion/Blackmail	1	0	0	0
		Fraud - Computer Hacking/Invasion	0	0	0	0
		Fraud - Credit Card/ATM	0	0	0	0
		Fraud - False Pretenses	0	0	0	0
		Fraud - Identity Theft	0	0	0	0
		Fraud - Impersonation	0	0	0	0
		Fraud - Welfare	0	0	0	0
		Fraud - Wire	0	0	0	0
		Motor Vehicle Theft	1	0	0	0
		Robbery	0	0	0	0
		Stolen Property Offenses	0	0	0	0
		Theft - Pocket-picking	0	0	0	0
		Theft - Purse Snatching	0	0	0	0
		Theft - Shoplifting	0	0	0	0
		Theft From Building	0	0	0	0
		Theft From Coin Machine	0	0	0	0
		Theft From Motor Vehicle	0	0	0	0
		Theft of Motor Vehicle Parts	0	0	0	0
		Theft - All Other Larceny	0	0	0	0
		<b>Crimes Against Society</b>				
		Animal Cruelty	0	0	0	0
		Drug/Narcotic Violations	0	0	0	0
		Drug/Narcotic Equipment Violations	0	0	0	0
		Gambling - Betting/Wagering	0	0	0	0
		Gambling - Operating/Promoting	0	0	0	0
		Gambling - Equipment Violations	0	0	0	0
		Gambling - Sports Tampering	0	0	0	0
		Pornography/Obscene Material	0	0	0	0
		Prostitution	0	0	0	0
		Prostitution Assisting/Promoting	0	0	0	0
		Purchasing Prostitution	0	0	0	0
		Weapon Law Violations	0	0	0	0
		<b>Total Group A Offenses</b>	<b>5</b>	<b>0</b>	<b>0</b>	<b>0</b>

Domestic Violence Victims		
Offense	Reported	Cleared
Murder	0	0
Aggravated Assault	0	0
Simple Assault	0	0
Intimidation	0	0
Stalking	0	0
Forcible Rape	0	0
Forcible Sodomy	0	0
Sexual Assault W/Object	0	0
Forcible Fondling	0	0
Incest	0	0
Statutory Rape	0	0
Kidnapping/Abduction	0	0
<b>Total</b>	<b>0</b>	<b>0</b>

TIBRS Group B Arrests		
Offense	Adult	Juvenile
Bad Checks	0	0
Curfew/Vagrancy	0	0
Disorderly Conduct	0	0
DUI	0	0
Drunkenness	0	0
Family-Non Violent	0	0
Liquor Law Violations	0	0
Peeping Tom	0	0
Trespass	0	0
All Other Offenses	1	0
<b>Total Group B</b>	<b>1</b>	<b>0</b>



## Townsend Police Department - 2016

2015 Population Estimate	452	TIBRS Group A Offenses	Offenses		Arrests	
			Reported	Cleared	Adult	Juvenile
<b>Offense Overview</b>		<b>Crimes Against Persons</b>				
Offense Total	23	Murder	0	0	0	0
Number Cleared	1	Negligent Manslaughter	0	0	0	0
Percent Cleared	4.35 %	Negligent Vehicular Manslaughter	0	0	0	0
Group A Crimes per 100,000 population	5,088.5	Kidnapping/Abduction	0	0	0	0
		Forcible Rape	0	0	0	0
		Forcible Sodomy	0	0	0	0
		Sexual Assault W/Object	0	0	0	0
		Forcible Fondling	0	0	0	0
		Incest	0	0	0	0
		Statutory Rape	0	0	0	0
		Aggravated Assault	0	0	0	0
		Simple Assault	1	0	0	0
		Intimidation	4	0	0	0
		Stalking	0	0	0	0
		Commercial Sex Acts	0	0	0	0
		Involuntary Servitude	0	0	0	0
		<b>Crimes Against Property</b>				
		Arson	0	0	0	0
		Bribery	0	0	0	0
		Burglary	1	0	0	0
		Counterfeiting/Forgery	2	0	0	0
		Destruction/Damage/Vandalism	2	0	0	0
		Embezzlement	1	0	0	0
		Extortion/Blackmail	0	0	0	0
		Fraud - Computer Hacking/Invasion	0	0	0	0
		Fraud - Credit Card/ATM	0	0	0	0
		Fraud - False Pretenses	1	0	0	0
		Fraud - Identity Theft	0	0	0	0
		Fraud - Impersonation	0	0	0	0
		Fraud - Welfare	0	0	0	0
		Fraud - Wire	0	0	0	0
		Motor Vehicle Theft	2	0	0	0
		Robbery	0	0	0	0
		Stolen Property Offenses	0	0	0	0
		Theft - Pocket-picking	0	0	0	0
		Theft - Purse Snatching	0	0	0	0
		Theft - Shoplifting	1	0	0	0
		Theft From Building	2	0	0	0
		Theft From Coin Machine	0	0	0	0
		Theft From Motor Vehicle	0	0	0	0
		Theft of Motor Vehicle Parts	0	0	0	0
		Theft - All Other Larceny	4	0	0	0
		<b>Crimes Against Society</b>				
		Animal Cruelty	0	0	0	0
		Drug/Narcotic Violations	1	0	0	0
		Drug/Narcotic Equipment Violations	0	0	0	0
		Gambling - Betting/Wagering	0	0	0	0
		Gambling - Operating/Promoting	0	0	0	0
		Gambling - Equipment Violations	0	0	0	0
		Gambling - Sports Tampering	0	0	0	0
		Pornography/Obscene Material	0	0	0	0
		Prostitution	0	0	0	0
		Prostitution Assisting/Promoting	0	0	0	0
		Purchasing Prostitution	0	0	0	0
		Weapon Law Violations	1	1	1	0
		<b>Total Group A Offenses</b>	<b>23</b>	<b>1</b>	<b>1</b>	<b>0</b>

Domestic Violence Victims		
Offense	Reported	Cleared
Murder	0	0
Aggravated Assault	0	0
Simple Assault	0	0
Intimidation	0	0
Stalking	0	0
Forcible Rape	0	0
Forcible Sodomy	0	0
Sexual Assault W/Object	0	0
Forcible Fondling	0	0
Incest	0	0
Statutory Rape	0	0
Kidnapping/Abduction	0	0
<b>Total</b>	<b>0</b>	<b>0</b>

TIBRS Group B Arrests		
Offense	Adult	Juvenile
Bad Checks	0	0
Curfew/Vagrancy	0	0
Disorderly Conduct	0	0
DUI	1	0
Drunkenness	0	0
Family-Non Violent	0	0
Liquor Law Violations	0	0
Peeping Tom	0	0
Trespass	0	0
All Other Offenses	0	0
<b>Total Group B</b>	<b>1</b>	<b>0</b>



## Tracy City Police Department - 2016

2015 Population Estimate	1,440	TIBRS Group A Offenses	Offenses		Arrests	
			Reported	Cleared	Adult	Juvenile
<b>Offense Overview</b>		<b>Crimes Against Persons</b>				
Offense Total	53	Murder	0	0	0	0
Number Cleared	15	Negligent Manslaughter	0	0	0	0
Percent Cleared	28.30 %	Negligent Vehicular Manslaughter	0	0	0	0
Group A Crimes per 100,000 population	3,680.6	Kidnapping/Abduction	0	0	0	0
		Forcible Rape	0	0	0	0
		Forcible Sodomy	0	0	0	0
		Sexual Assault W/Object	0	0	0	0
		Forcible Fondling	0	0	0	0
		Incest	0	0	0	0
		Statutory Rape	0	0	0	0
		Aggravated Assault	4	3	3	0
		Simple Assault	5	2	2	0
		Intimidation	1	0	0	0
		Stalking	0	0	0	0
		Commercial Sex Acts	0	0	0	0
		Involuntary Servitude	0	0	0	0
<b>Arrest Overview</b>		<b>Crimes Against Property</b>				
Total Arrests	28	Arson	1	0	0	0
Adult Arrests	27	Bribery	0	0	0	0
Juvenile Arrests	1	Burglary	7	1	1	0
Unknown Age	0	Counterfeiting/Forgery	0	0	0	0
Arrests per 100,000 population	1,944.4	Destruction/Damage/Vandalism	3	0	0	0
Average number offenses/incident	1.00	Embezzlement	0	0	0	0
		Extortion/Blackmail	0	0	0	0
		Fraud - Computer Hacking/Invasion	0	0	0	0
		Fraud - Credit Card/ATM	0	0	0	0
		Fraud - False Pretenses	0	0	0	0
		Fraud - Identity Theft	0	0	0	0
		Fraud - Impersonation	0	0	0	0
		Fraud - Welfare	0	0	0	0
		Fraud - Wire	0	0	0	0
		Motor Vehicle Theft	2	0	0	0
		Robbery	1	0	0	0
		Stolen Property Offenses	0	0	0	0
		Theft - Pocket-picking	0	0	0	0
		Theft - Purse Snatching	0	0	0	0
		Theft - Shoplifting	2	0	0	0
		Theft From Building	1	0	0	0
		Theft From Coin Machine	0	0	0	0
		Theft From Motor Vehicle	0	0	0	0
		Theft of Motor Vehicle Parts	0	0	0	0
		Theft - All Other Larceny	15	2	2	0
		<b>Crimes Against Society</b>				
		Animal Cruelty	0	0	0	0
		Drug/Narcotic Violations	7	3	3	0
		Drug/Narcotic Equipment Violations	4	4	4	0
		Gambling - Betting/Wagering	0	0	0	0
		Gambling - Operating/Promoting	0	0	0	0
		Gambling - Equipment Violations	0	0	0	0
		Gambling - Sports Tampering	0	0	0	0
		Pornography/Obscene Material	0	0	0	0
		Prostitution	0	0	0	0
		Prostitution Assisting/Promoting	0	0	0	0
		Purchasing Prostitution	0	0	0	0
		Weapon Law Violations	0	0	0	0
		<b>Total Group A Offenses</b>	<b>53</b>	<b>15</b>	<b>15</b>	<b>0</b>

Domestic Violence Victims		
Offense	Reported	Cleared
Murder	0	0
Aggravated Assault	1	1
Simple Assault	5	2
Intimidation	1	0
Stalking	0	0
Forcible Rape	0	0
Forcible Sodomy	0	0
Sexual Assault W/Object	0	0
Forcible Fondling	0	0
Incest	0	0
Statutory Rape	0	0
Kidnapping/Abduction	0	0
<b>Total</b>	<b>7</b>	<b>3</b>

TIBRS Group B Arrests		
Offense	Adult	Juvenile
Bad Checks	0	0
Curfew/Vagrancy	0	0
Disorderly Conduct	0	0
DUI	4	1
Drunkenness	0	0
Family-Non Violent	0	0
Liquor Law Violations	0	0
Peeping Tom	0	0
Trespass	0	0
All Other Offenses	8	0
<b>Total Group B</b>	<b>12</b>	<b>1</b>



# Trenton Police Department - 2016

2015 Population Estimate	4,134	TIBRS Group A Offenses	Offenses		Arrests	
			Reported	Cleared	Adult	Juvenile
<b>Offense Overview</b>		<b>Crimes Against Persons</b>				
Offense Total	283	Murder	1	1	0	0
Number Cleared	79	Negligent Manslaughter	0	0	0	0
Percent Cleared	27.92 %	Negligent Vehicular Manslaughter	0	0	0	0
Group A Crimes per 100,000 population	6,845.7	Kidnapping/Abduction	0	0	0	0
		Forcible Rape	0	0	0	0
		Forcible Sodomy	0	0	0	0
		Sexual Assault W/Object	0	0	0	0
		Forcible Fondling	2	0	0	0
		Incest	0	0	0	0
		Statutory Rape	1	1	1	0
		Aggravated Assault	22	7	6	0
		Simple Assault	61	19	16	0
		Intimidation	42	4	3	0
		Stalking	0	0	0	0
		Commercial Sex Acts	0	0	0	0
		Involuntary Servitude	0	0	0	0
		<b>Crimes Against Property</b>				
		Arson	0	0	0	0
		Bribery	0	0	0	0
		Burglary	22	1	1	0
		Counterfeiting/Forgery	0	0	0	0
		Destruction/Damage/Vandalism	14	0	0	0
		Embezzlement	0	0	0	0
		Extortion/Blackmail	0	0	0	0
		Fraud - Computer Hacking/Invasion	0	0	0	0
		Fraud - Credit Card/ATM	0	0	0	0
		Fraud - False Pretenses	3	1	1	0
		Fraud - Identity Theft	0	0	0	0
		Fraud - Impersonation	2	2	1	0
		Fraud - Welfare	0	0	0	0
		Fraud - Wire	0	0	0	0
		Motor Vehicle Theft	0	0	0	0
		Robbery	5	3	3	0
		Stolen Property Offenses	0	0	0	0
		Theft - Pocket-picking	0	0	0	0
		Theft - Purse Snatching	0	0	0	0
		Theft - Shoplifting	11	5	3	3
		Theft From Building	24	2	1	1
		Theft From Coin Machine	0	0	0	0
		Theft From Motor Vehicle	6	0	0	0
		Theft of Motor Vehicle Parts	1	0	0	0
		Theft - All Other Larceny	32	1	1	0
		<b>Crimes Against Society</b>				
		Animal Cruelty	0	0	0	0
		Drug/Narcotic Violations	22	20	17	3
		Drug/Narcotic Equipment Violations	11	11	2	0
		Gambling - Betting/Wagering	0	0	0	0
		Gambling - Operating/Promoting	0	0	0	0
		Gambling - Equipment Violations	0	0	0	0
		Gambling - Sports Tampering	0	0	0	0
		Pornography/Obscene Material	0	0	0	0
		Prostitution	0	0	0	0
		Prostitution Assisting/Promoting	0	0	0	0
		Purchasing Prostitution	0	0	0	0
		Weapon Law Violations	1	1	1	0
		<b>Total Group A Offenses</b>	<b>283</b>	<b>79</b>	<b>57</b>	<b>7</b>

Domestic Violence Victims		
Offense	Reported	Cleared
Murder	1	1
Aggravated Assault	10	4
Simple Assault	36	8
Intimidation	17	2
Stalking	0	0
Forcible Rape	0	0
Forcible Sodomy	0	0
Sexual Assault W/Object	0	0
Forcible Fondling	0	0
Incest	0	0
Statutory Rape	0	0
Kidnapping/Abduction	0	0
<b>Total</b>	<b>64</b>	<b>15</b>

TIBRS Group B Arrests		
Offense	Adult	Juvenile
Bad Checks	42	0
Curfew/Vagrancy	0	0
Disorderly Conduct	1	0
DUI	7	0
Drunkenness	3	0
Family-Non Violent	0	0
Liquor Law Violations	1	0
Peeping Tom	0	0
Trespass	1	0
All Other Offenses	104	1
<b>Total Group B</b>	<b>159</b>	<b>1</b>



## Trezevant Police Department - 2016

2015 Population Estimate	841	TIBRS Group A Offenses	Offenses		Arrests	
			Reported	Cleared	Adult	Juvenile
<b>Offense Overview</b>		<b>Crimes Against Persons</b>				
Offense Total	44	Murder	0	0	0	0
Number Cleared	12	Negligent Manslaughter	0	0	0	0
Percent Cleared	27.27 %	Negligent Vehicular Manslaughter	0	0	0	0
Group A Crimes per 100,000 population	5,231.9	Kidnapping/Abduction	0	0	0	0
		Forcible Rape	0	0	0	0
		Forcible Sodomy	0	0	0	0
		Sexual Assault W/Object	0	0	0	0
		Forcible Fondling	0	0	0	0
		Incest	0	0	0	0
		Statutory Rape	0	0	0	0
		Aggravated Assault	5	5	2	1
		Simple Assault	5	1	1	0
		Intimidation	1	1	1	0
		Stalking	0	0	0	0
		Commercial Sex Acts	0	0	0	0
		Involuntary Servitude	0	0	0	0
		<b>Crimes Against Property</b>				
		Arson	0	0	0	0
		Bribery	0	0	0	0
		Burglary	1	0	0	0
		Counterfeiting/Forgery	0	0	0	0
		Destruction/Damage/Vandalism	0	0	0	0
		Embezzlement	0	0	0	0
		Extortion/Blackmail	0	0	0	0
		Fraud - Computer Hacking/Invasion	0	0	0	0
		Fraud - Credit Card/ATM	1	0	0	0
		Fraud - False Pretenses	1	0	0	0
		Fraud - Identity Theft	0	0	0	0
		Fraud - Impersonation	0	0	0	0
		Fraud - Welfare	0	0	0	0
		Fraud - Wire	0	0	0	0
		Motor Vehicle Theft	2	0	0	0
		Robbery	0	0	0	0
		Stolen Property Offenses	0	0	0	0
		Theft - Pocket-picking	0	0	0	0
		Theft - Purse Snatching	0	0	0	0
		Theft - Shoplifting	1	0	0	0
		Theft From Building	2	0	0	0
		Theft From Coin Machine	0	0	0	0
		Theft From Motor Vehicle	2	0	0	0
		Theft of Motor Vehicle Parts	1	0	0	0
		Theft - All Other Larceny	17	0	0	0
		<b>Crimes Against Society</b>				
		Animal Cruelty	0	0	0	0
		Drug/Narcotic Violations	5	5	5	0
		Drug/Narcotic Equipment Violations	0	0	0	0
		Gambling - Betting/Wagering	0	0	0	0
		Gambling - Operating/Promoting	0	0	0	0
		Gambling - Equipment Violations	0	0	0	0
		Gambling - Sports Tampering	0	0	0	0
		Pornography/Obscene Material	0	0	0	0
		Prostitution	0	0	0	0
		Prostitution Assisting/Promoting	0	0	0	0
		Purchasing Prostitution	0	0	0	0
		Weapon Law Violations	0	0	0	0
		<b>Total Group A Offenses</b>	<b>44</b>	<b>12</b>	<b>9</b>	<b>1</b>

Domestic Violence Victims		
Offense	Reported	Cleared
Murder	0	0
Aggravated Assault	0	0
Simple Assault	4	1
Intimidation	1	1
Stalking	0	0
Forcible Rape	0	0
Forcible Sodomy	0	0
Sexual Assault W/Object	0	0
Forcible Fondling	0	0
Incest	0	0
Statutory Rape	0	0
Kidnapping/Abduction	0	0
<b>Total</b>	<b>5</b>	<b>2</b>

TIBRS Group B Arrests		
Offense	Adult	Juvenile
Bad Checks	0	0
Curfew/Vagrancy	0	0
Disorderly Conduct	1	0
DUI	1	0
Drunkenness	1	0
Family-Non Violent	0	0
Liquor Law Violations	0	0
Peeping Tom	0	0
Trespass	0	0
All Other Offenses	1	0
<b>Total Group B</b>	<b>4</b>	<b>0</b>



# Trimble Police Department - 2016

2015 Population Estimate	623	TIBRS Group A Offenses	Offenses		Arrests	
			Reported	Cleared	Adult	Juvenile
<b>Offense Overview</b>		<b>Crimes Against Persons</b>				
Offense Total	0	Murder	0	0	0	0
Number Cleared	0	Negligent Manslaughter	0	0	0	0
Percent Cleared	0.00 %	Negligent Vehicular Manslaughter	0	0	0	0
Group A Crimes per 100,000 population	0.0	Kidnapping/Abduction	0	0	0	0
		Forcible Rape	0	0	0	0
		Forcible Sodomy	0	0	0	0
		Sexual Assault W/Object	0	0	0	0
		Forcible Fondling	0	0	0	0
		Incest	0	0	0	0
		Statutory Rape	0	0	0	0
		Aggravated Assault	0	0	0	0
		Simple Assault	0	0	0	0
		Intimidation	0	0	0	0
		Stalking	0	0	0	0
		Commercial Sex Acts	0	0	0	0
		Involuntary Servitude	0	0	0	0
		<b>Crimes Against Property</b>				
		Arson	0	0	0	0
		Bribery	0	0	0	0
		Burglary	0	0	0	0
		Counterfeiting/Forgery	0	0	0	0
		Destruction/Damage/Vandalism	0	0	0	0
		Embezzlement	0	0	0	0
		Extortion/Blackmail	0	0	0	0
		Fraud - Computer Hacking/Invasion	0	0	0	0
		Fraud - Credit Card/ATM	0	0	0	0
		Fraud - False Pretenses	0	0	0	0
		Fraud - Identity Theft	0	0	0	0
		Fraud - Impersonation	0	0	0	0
		Fraud - Welfare	0	0	0	0
		Fraud - Wire	0	0	0	0
		Motor Vehicle Theft	0	0	0	0
		Robbery	0	0	0	0
		Stolen Property Offenses	0	0	0	0
		Theft - Pocket-picking	0	0	0	0
		Theft - Purse Snatching	0	0	0	0
		Theft - Shoplifting	0	0	0	0
		Theft From Building	0	0	0	0
		Theft From Coin Machine	0	0	0	0
		Theft From Motor Vehicle	0	0	0	0
		Theft of Motor Vehicle Parts	0	0	0	0
		Theft - All Other Larceny	0	0	0	0
		<b>Crimes Against Society</b>				
		Animal Cruelty	0	0	0	0
		Drug/Narcotic Violations	0	0	0	0
		Drug/Narcotic Equipment Violations	0	0	0	0
		Gambling - Betting/Wagering	0	0	0	0
		Gambling - Operating/Promoting	0	0	0	0
		Gambling - Equipment Violations	0	0	0	0
		Gambling - Sports Tampering	0	0	0	0
		Pornography/Obscene Material	0	0	0	0
		Prostitution	0	0	0	0
		Prostitution Assisting/Promoting	0	0	0	0
		Purchasing Prostitution	0	0	0	0
		Weapon Law Violations	0	0	0	0
		<b>Total Group A Offenses</b>	<b>0</b>	<b>0</b>	<b>0</b>	<b>0</b>

Domestic Violence Victims		
Offense	Reported	Cleared
Murder	0	0
Aggravated Assault	0	0
Simple Assault	0	0
Intimidation	0	0
Stalking	0	0
Forcible Rape	0	0
Forcible Sodomy	0	0
Sexual Assault W/Object	0	0
Forcible Fondling	0	0
Incest	0	0
Statutory Rape	0	0
Kidnapping/Abduction	0	0
<b>Total</b>	<b>0</b>	<b>0</b>

TIBRS Group B Arrests		
Offense	Adult	Juvenile
Bad Checks	0	0
Curfew/Vagrancy	0	0
Disorderly Conduct	0	0
DUI	0	0
Drunkenness	0	0
Family-Non Violent	0	0
Liquor Law Violations	0	0
Peeping Tom	0	0
Trespass	0	0
All Other Offenses	0	0
<b>Total Group B</b>	<b>0</b>	<b>0</b>



## Troy Police Department - 2016

2015 Population Estimate	1,318	TIBRS Group A Offenses	Offenses		Arrests	
			Reported	Cleared	Adult	Juvenile
<b>Offense Overview</b>		<b>Crimes Against Persons</b>				
Offense Total	48	Murder	0	0	0	0
Number Cleared	29	Negligent Manslaughter	0	0	0	0
Percent Cleared	60.42 %	Negligent Vehicular Manslaughter	0	0	0	0
Group A Crimes per 100,000 population	3,641.9	Kidnapping/Abduction	0	0	0	0
		Forcible Rape	0	0	0	0
		Forcible Sodomy	0	0	0	0
		Sexual Assault W/Object	0	0	0	0
		Forcible Fondling	0	0	0	0
		Incest	0	0	0	0
		Statutory Rape	0	0	0	0
		Aggravated Assault	1	1	1	0
		Simple Assault	10	6	5	0
		Intimidation	0	0	0	0
		Stalking	0	0	0	0
		Commercial Sex Acts	0	0	0	0
		Involuntary Servitude	0	0	0	0
<b>Arrest Overview</b>		<b>Crimes Against Property</b>				
Total Arrests	30	Arson	0	0	0	0
Adult Arrests	30	Bribery	0	0	0	0
Juvenile Arrests	0	Burglary	1	0	0	0
Unknown Age	0	Counterfeiting/Forgery	0	0	0	0
Arrests per 100,000 population	2,276.2	Destruction/Damage/Vandalism	7	3	3	0
Average number offenses/incident	1.20	Embezzlement	1	1	1	0
		Extortion/Blackmail	0	0	0	0
		Fraud - Computer Hacking/Invasion	0	0	0	0
		Fraud - Credit Card/ATM	1	0	0	0
		Fraud - False Pretenses	1	0	0	0
		Fraud - Identity Theft	0	0	0	0
		Fraud - Impersonation	0	0	0	0
		Fraud - Welfare	0	0	0	0
		Fraud - Wire	0	0	0	0
		Motor Vehicle Theft	2	1	1	0
		Robbery	0	0	0	0
		Stolen Property Offenses	1	0	0	0
		Theft - Pocket-picking	0	0	0	0
		Theft - Purse Snatching	0	0	0	0
		Theft - Shoplifting	5	5	5	0
		Theft From Building	3	1	2	0
		Theft From Coin Machine	0	0	0	0
		Theft From Motor Vehicle	2	0	0	0
		Theft of Motor Vehicle Parts	0	0	0	0
		Theft - All Other Larceny	3	1	1	0
		<b>Crimes Against Society</b>				
		Animal Cruelty	0	0	0	0
		Drug/Narcotic Violations	7	7	4	0
		Drug/Narcotic Equipment Violations	3	3	0	0
		Gambling - Betting/Wagering	0	0	0	0
		Gambling - Operating/Promoting	0	0	0	0
		Gambling - Equipment Violations	0	0	0	0
		Gambling - Sports Tampering	0	0	0	0
		Pornography/Obscene Material	0	0	0	0
		Prostitution	0	0	0	0
		Prostitution Assisting/Promoting	0	0	0	0
		Purchasing Prostitution	0	0	0	0
		Weapon Law Violations	0	0	0	0
		<b>Total Group A Offenses</b>	<b>48</b>	<b>29</b>	<b>23</b>	<b>0</b>

Domestic Violence Victims		
Offense	Reported	Cleared
Murder	0	0
Aggravated Assault	0	0
Simple Assault	9	5
Intimidation	0	0
Stalking	0	0
Forcible Rape	0	0
Forcible Sodomy	0	0
Sexual Assault W/Object	0	0
Forcible Fondling	0	0
Incest	0	0
Statutory Rape	0	0
Kidnapping/Abduction	0	0
<b>Total</b>	<b>9</b>	<b>5</b>

TIBRS Group B Arrests		
Offense	Adult	Juvenile
Bad Checks	0	0
Curfew/Vagrancy	0	0
Disorderly Conduct	0	0
DUI	1	0
Drunkenness	5	0
Family-Non Violent	0	0
Liquor Law Violations	0	0
Peeping Tom	0	0
Trespass	1	0
All Other Offenses	0	0
<b>Total Group B</b>	<b>7</b>	<b>0</b>



## Tullahoma Police Department - 2016

2015 Population Estimate	19,128	TIBRS Group A Offenses	Offenses		Arrests	
			Reported	Cleared	Adult	Juvenile
<b>Offense Overview</b>		<b>Crimes Against Persons</b>				
Offense Total	1,830	Murder	1	1	0	1
Number Cleared	856	Negligent Manslaughter	0	0	0	0
Percent Cleared	46.78 %	Negligent Vehicular Manslaughter	0	0	0	0
Group A Crimes per 100,000 population	9,567.1	Kidnapping/Abduction	6	3	1	0
		Forcible Rape	9	2	1	0
		Forcible Sodomy	0	0	0	0
		Sexual Assault W/Object	0	0	0	0
		Forcible Fondling	8	3	1	0
		Incest	0	0	0	0
		Statutory Rape	0	0	0	0
		Aggravated Assault	94	63	47	1
		Simple Assault	292	146	107	19
		Intimidation	71	20	9	3
		Stalking	5	2	0	1
		Commercial Sex Acts	0	0	0	0
		Involuntary Servitude	0	0	0	0
		<b>Crimes Against Property</b>				
		Arson	2	1	0	1
		Bribery	0	0	0	0
		Burglary	98	17	15	2
		Counterfeiting/Forgery	34	19	9	0
		Destruction/Damage/Vandalism	183	36	8	0
		Embezzlement	11	8	9	0
		Extortion/Blackmail	0	0	0	0
		Fraud - Computer Hacking/Invasion	0	0	0	0
		Fraud - Credit Card/ATM	13	3	1	1
		Fraud - False Pretenses	97	50	19	0
		Fraud - Identity Theft	0	0	0	0
		Fraud - Impersonation	14	11	10	0
		Fraud - Welfare	0	0	0	0
		Fraud - Wire	0	0	0	0
		Motor Vehicle Theft	23	8	2	5
		Robbery	2	0	0	0
		Stolen Property Offenses	4	4	3	1
		Theft - Pocket-picking	0	0	0	0
		Theft - Purse Snatching	0	0	0	0
		Theft - Shoplifting	237	161	146	17
		Theft From Building	123	29	18	3
		Theft From Coin Machine	3	3	2	0
		Theft From Motor Vehicle	84	6	5	0
		Theft of Motor Vehicle Parts	35	2	0	0
		Theft - All Other Larceny	101	9	8	0
		<b>Crimes Against Society</b>				
		Animal Cruelty	0	0	0	0
		Drug/Narcotic Violations	146	129	129	7
		Drug/Narcotic Equipment Violations	105	100	42	1
		Gambling - Betting/Wagering	0	0	0	0
		Gambling - Operating/Promoting	0	0	0	0
		Gambling - Equipment Violations	0	0	0	0
		Gambling - Sports Tampering	0	0	0	0
		Pornography/Obscene Material	6	1	1	0
		Prostitution	0	0	0	0
		Prostitution Assisting/Promoting	0	0	0	0
		Purchasing Prostitution	0	0	0	0
		Weapon Law Violations	23	19	2	4
		<b>Total Group A Offenses</b>	<b>1,830</b>	<b>856</b>	<b>595</b>	<b>67</b>

Arrest Overview	
Total Arrests	935
Adult Arrests	837
Juvenile Arrests	98
Unknown Age	0
Arrests per 100,000 population	4,888.1
Average number offenses/incident	1.16

Domestic Violence Victims		
Offense	Reported	Cleared
Murder	0	0
Aggravated Assault	50	42
Simple Assault	197	114
Intimidation	28	10
Stalking	2	1
Forcible Rape	2	1
Forcible Sodomy	0	0
Sexual Assault W/Object	0	0
Forcible Fondling	1	0
Incest	0	0
Statutory Rape	0	0
Kidnapping/Abduction	2	2
<b>Total</b>	<b>282</b>	<b>170</b>

TIBRS Group B Arrests		
Offense	Adult	Juvenile
Bad Checks	0	0
Curfew/Vagrancy	0	4
Disorderly Conduct	17	4
DUI	42	0
Drunkenness	93	0
Family-Non Violent	1	0
Liquor Law Violations	13	9
Peeping Tom	0	0
Trespass	32	1
All Other Offenses	44	13
<b>Total Group B</b>	<b>242</b>	<b>31</b>





## Tusculum Police Department - 2016

2015 Population Estimate	2,666	TIBRS Group A Offenses	Offenses		Arrests	
			Reported	Cleared	Adult	Juvenile
<b>Offense Overview</b>		<b>Crimes Against Persons</b>				
Offense Total	19	Murder	0	0	0	0
Number Cleared	8	Negligent Manslaughter	0	0	0	0
Percent Cleared	42.11 %	Negligent Vehicular Manslaughter	0	0	0	0
Group A Crimes per 100,000 population	712.7	Kidnapping/Abduction	0	0	0	0
		Forcible Rape	0	0	0	0
		Forcible Sodomy	0	0	0	0
		Sexual Assault W/Object	0	0	0	0
		Forcible Fondling	0	0	0	0
		Incest	0	0	0	0
		Statutory Rape	0	0	0	0
		Aggravated Assault	0	0	0	0
		Simple Assault	2	1	1	0
		Intimidation	0	0	0	0
		Stalking	0	0	0	0
		Commercial Sex Acts	0	0	0	0
		Involuntary Servitude	0	0	0	0
		<b>Crimes Against Property</b>				
		Arson	0	0	0	0
		Bribery	0	0	0	0
		Burglary	1	0	0	0
		Counterfeiting/Forgery	1	0	0	0
		Destruction/Damage/Vandalism	0	0	0	0
		Embezzlement	0	0	0	0
		Extortion/Blackmail	0	0	0	0
		Fraud - Computer Hacking/Invasion	0	0	0	0
		Fraud - Credit Card/ATM	1	0	0	0
		Fraud - False Pretenses	0	0	0	0
		Fraud - Identity Theft	0	0	0	0
		Fraud - Impersonation	0	0	0	0
		Fraud - Welfare	0	0	0	0
		Fraud - Wire	0	0	0	0
		Motor Vehicle Theft	1	1	1	0
		Robbery	0	0	0	0
		Stolen Property Offenses	0	0	0	0
		Theft - Pocket-picking	0	0	0	0
		Theft - Purse Snatching	0	0	0	0
		Theft - Shoplifting	0	0	0	0
		Theft From Building	3	1	1	0
		Theft From Coin Machine	0	0	0	0
		Theft From Motor Vehicle	4	0	0	0
		Theft of Motor Vehicle Parts	0	0	0	0
		Theft - All Other Larceny	1	0	0	0
		<b>Crimes Against Society</b>				
		Animal Cruelty	0	0	0	0
		Drug/Narcotic Violations	2	2	2	0
		Drug/Narcotic Equipment Violations	3	3	4	0
		Gambling - Betting/Wagering	0	0	0	0
		Gambling - Operating/Promoting	0	0	0	0
		Gambling - Equipment Violations	0	0	0	0
		Gambling - Sports Tampering	0	0	0	0
		Pornography/Obscene Material	0	0	0	0
		Prostitution	0	0	0	0
		Prostitution Assisting/Promoting	0	0	0	0
		Purchasing Prostitution	0	0	0	0
		Weapon Law Violations	0	0	0	0
		<b>Total Group A Offenses</b>	<b>19</b>	<b>8</b>	<b>9</b>	<b>0</b>

Domestic Violence Victims		
Offense	Reported	Cleared
Murder	0	0
Aggravated Assault	0	0
Simple Assault	2	1
Intimidation	0	0
Stalking	0	0
Forcible Rape	0	0
Forcible Sodomy	0	0
Sexual Assault W/Object	0	0
Forcible Fondling	0	0
Incest	0	0
Statutory Rape	0	0
Kidnapping/Abduction	0	0
<b>Total</b>	<b>2</b>	<b>1</b>

TIBRS Group B Arrests		
Offense	Adult	Juvenile
Bad Checks	0	0
Curfew/Vagrancy	0	0
Disorderly Conduct	0	0
DUI	5	0
Drunkenness	8	0
Family-Non Violent	0	0
Liquor Law Violations	0	0
Peeping Tom	0	0
Trespass	0	0
All Other Offenses	0	0
<b>Total Group B</b>	<b>13</b>	<b>0</b>



## Union City Police Department - 2016

2015 Population Estimate	10,573	TIBRS Group A Offenses	Offenses		Arrests	
			Reported	Cleared	Adult	Juvenile
<b>Offense Overview</b>		<b>Crimes Against Persons</b>				
Offense Total	1,530	Murder	0	0	0	0
Number Cleared	765	Negligent Manslaughter	0	0	0	0
Percent Cleared	50.00 %	Negligent Vehicular Manslaughter	0	0	0	0
Group A Crimes per 100,000 population	14,470.8	Kidnapping/Abduction	2	1	0	0
		Forcible Rape	2	1	0	0
		Forcible Sodomy	4	3	1	0
		Sexual Assault W/Object	0	0	0	0
		Forcible Fondling	4	4	2	1
		Incest	0	0	0	0
		Statutory Rape	1	1	0	0
		Aggravated Assault	71	49	35	3
		Simple Assault	180	131	79	3
		Intimidation	65	33	14	0
		Stalking	11	10	3	0
		Commercial Sex Acts	0	0	0	0
		Involuntary Servitude	0	0	0	0
		<b>Crimes Against Property</b>				
		Arson	3	1	0	2
		Bribery	0	0	0	0
		Burglary	155	34	27	5
		Counterfeiting/Forgery	45	21	7	0
		Destruction/Damage/Vandalism	145	47	10	4
		Embezzlement	13	12	10	0
		Extortion/Blackmail	0	0	0	0
		Fraud - Computer Hacking/Invasion	0	0	0	0
		Fraud - Credit Card/ATM	31	21	15	0
		Fraud - False Pretenses	78	38	17	0
		Fraud - Identity Theft	1	0	0	0
		Fraud - Impersonation	2	2	0	0
		Fraud - Welfare	0	0	0	0
		Fraud - Wire	2	0	0	0
		Motor Vehicle Theft	27	13	14	1
		Robbery	14	1	2	0
		Stolen Property Offenses	11	9	7	0
		Theft - Pocket-picking	0	0	0	0
		Theft - Purse Snatching	0	0	0	0
		Theft - Shoplifting	145	107	100	3
		Theft From Building	113	30	9	1
		Theft From Coin Machine	2	0	0	0
		Theft From Motor Vehicle	73	7	6	0
		Theft of Motor Vehicle Parts	15	1	1	0
		Theft - All Other Larceny	130	14	4	1
		<b>Crimes Against Society</b>				
		Animal Cruelty	4	4	4	0
		Drug/Narcotic Violations	110	102	98	10
		Drug/Narcotic Equipment Violations	54	51	20	0
		Gambling - Betting/Wagering	0	0	0	0
		Gambling - Operating/Promoting	0	0	0	0
		Gambling - Equipment Violations	3	3	0	1
		Gambling - Sports Tampering	0	0	0	0
		Pornography/Obscene Material	0	0	0	0
		Prostitution	0	0	0	0
		Prostitution Assisting/Promoting	0	0	0	0
		Purchasing Prostitution	0	0	0	0
		Weapon Law Violations	14	14	7	1
		<b>Total Group A Offenses</b>	<b>1,530</b>	<b>765</b>	<b>492</b>	<b>36</b>

Arrest Overview	
Total Arrests	887
Adult Arrests	813
Juvenile Arrests	74
Unknown Age	0
Arrests per 100,000 population	8,389.3
Average number offenses/incident	1.11

Domestic Violence Victims		
Offense	Reported	Cleared
Murder	0	0
Aggravated Assault	26	25
Simple Assault	123	105
Intimidation	20	12
Stalking	2	2
Forcible Rape	1	0
Forcible Sodomy	0	0
Sexual Assault W/Object	0	0
Forcible Fondling	2	2
Incest	0	0
Statutory Rape	0	0
Kidnapping/Abduction	2	1
<b>Total</b>	<b>176</b>	<b>147</b>

TIBRS Group B Arrests		
Offense	Adult	Juvenile
Bad Checks	0	0
Curfew/Vagrancy	0	7
Disorderly Conduct	9	5
DUI	28	0
Drunkenness	72	0
Family-Non Violent	10	0
Liquor Law Violations	18	16
Peeping Tom	0	0
Trespass	43	1
All Other Offenses	141	9
<b>Total Group B</b>	<b>321</b>	<b>38</b>



## Vonore City Police Department - 2016

			Offenses		Arrests	
			Reported	Cleared	Adult	Juvenile
<b>2015 Population Estimate</b>	<b>1,493</b>	<b>TIBRS Group A Offenses</b>				
<b>Offense Overview</b>		<b>Crimes Against Persons</b>				
Offense Total	286	Murder	0	0	0	0
Number Cleared	103	Negligent Manslaughter	0	0	0	0
Percent Cleared	36.01 %	Negligent Vehicular Manslaughter	0	0	0	0
Group A Crimes per 100,000 population	19,156.1	Kidnapping/Abduction	0	0	0	0
		Forcible Rape	0	0	0	0
		Forcible Sodomy	0	0	0	0
		Sexual Assault W/Object	0	0	0	0
		Forcible Fondling	1	0	0	0
		Incest	0	0	0	0
		Statutory Rape	0	0	0	0
		Aggravated Assault	7	1	1	0
		Simple Assault	27	7	7	0
		Intimidation	20	0	0	0
		Stalking	1	0	0	0
		Commercial Sex Acts	0	0	0	0
		Involuntary Servitude	0	0	0	0
		<b>Crimes Against Property</b>				
		Arson	0	0	0	0
		Bribery	0	0	0	0
		Burglary	21	0	0	0
		Counterfeiting/Forgery	6	0	0	0
		Destruction/Damage/Vandalism	20	2	1	1
		Embezzlement	2	0	0	0
		Extortion/Blackmail	0	0	0	0
		Fraud - Computer Hacking/Invasion	0	0	0	0
		Fraud - Credit Card/ATM	9	0	0	0
		Fraud - False Pretenses	7	0	0	0
		Fraud - Identity Theft	1	0	0	0
		Fraud - Impersonation	2	0	0	0
		Fraud - Welfare	0	0	0	0
		Fraud - Wire	0	0	0	0
		Motor Vehicle Theft	5	0	0	0
		Robbery	1	0	0	0
		Stolen Property Offenses	1	1	1	0
		Theft - Pocket-picking	0	0	0	0
		Theft - Purse Snatching	0	0	0	0
		Theft - Shoplifting	5	2	0	1
		Theft From Building	15	0	0	0
		Theft From Coin Machine	0	0	0	0
		Theft From Motor Vehicle	15	1	1	0
		Theft of Motor Vehicle Parts	3	0	0	0
		Theft - All Other Larceny	14	0	0	0
		<b>Crimes Against Society</b>				
		Animal Cruelty	0	0	0	0
		Drug/Narcotic Violations	56	48	55	0
		Drug/Narcotic Equipment Violations	41	36	6	0
		Gambling - Betting/Wagering	0	0	0	0
		Gambling - Operating/Promoting	0	0	0	0
		Gambling - Equipment Violations	0	0	0	0
		Gambling - Sports Tampering	0	0	0	0
		Pornography/Obscene Material	0	0	0	0
		Prostitution	0	0	0	0
		Prostitution Assisting/Promoting	0	0	0	0
		Purchasing Prostitution	0	0	0	0
		Weapon Law Violations	6	5	2	1
		<b>Total Group A Offenses</b>	<b>286</b>	<b>103</b>	<b>74</b>	<b>3</b>

Domestic Violence Victims		
Offense	Reported	Cleared
Murder	0	0
Aggravated Assault	2	0
Simple Assault	18	7
Intimidation	3	0
Stalking	0	0
Forcible Rape	0	0
Forcible Sodomy	0	0
Sexual Assault W/Object	0	0
Forcible Fondling	0	0
Incest	0	0
Statutory Rape	0	0
Kidnapping/Abduction	0	0
<b>Total</b>	<b>23</b>	<b>7</b>

TIBRS Group B Arrests		
Offense	Adult	Juvenile
Bad Checks	0	0
Curfew/Vagrancy	0	0
Disorderly Conduct	0	0
DUI	18	0
Drunkenness	3	0
Family-Non Violent	0	0
Liquor Law Violations	1	0
Peeping Tom	0	0
Trespass	0	0
All Other Offenses	1	0
<b>Total Group B</b>	<b>23</b>	<b>0</b>



## Wartburg Police Department - 2016

2015 Population Estimate	904	TIBRS Group A Offenses	Offenses		Arrests	
			Reported	Cleared	Adult	Juvenile
<b>Offense Overview</b>		<b>Crimes Against Persons</b>				
Offense Total	26	Murder	0	0	0	0
Number Cleared	11	Negligent Manslaughter	0	0	0	0
Percent Cleared	42.31 %	Negligent Vehicular Manslaughter	0	0	0	0
Group A Crimes per 100,000 population	2,876.1	Kidnapping/Abduction	0	0	0	0
		Forcible Rape	0	0	0	0
		Forcible Sodomy	0	0	0	0
		Sexual Assault W/Object	0	0	0	0
		Forcible Fondling	0	0	0	0
		Incest	0	0	0	0
		Statutory Rape	0	0	0	0
		Aggravated Assault	0	0	0	0
		Simple Assault	3	2	2	0
		Intimidation	1	1	1	0
		Stalking	0	0	0	0
		Commercial Sex Acts	0	0	0	0
		Involuntary Servitude	0	0	0	0
		<b>Crimes Against Property</b>				
		Arson	0	0	0	0
		Bribery	0	0	0	0
		Burglary	0	0	0	0
		Counterfeiting/Forgery	0	0	0	0
		Destruction/Damage/Vandalism	3	0	0	0
		Embezzlement	1	0	0	0
		Extortion/Blackmail	0	0	0	0
		Fraud - Computer Hacking/Invasion	0	0	0	0
		Fraud - Credit Card/ATM	1	1	1	0
		Fraud - False Pretenses	0	0	0	0
		Fraud - Identity Theft	0	0	0	0
		Fraud - Impersonation	0	0	0	0
		Fraud - Welfare	0	0	0	0
		Fraud - Wire	0	0	0	0
		Motor Vehicle Theft	0	0	0	0
		Robbery	0	0	0	0
		Stolen Property Offenses	0	0	0	0
		Theft - Pocket-picking	0	0	0	0
		Theft - Purse Snatching	0	0	0	0
		Theft - Shoplifting	2	1	1	0
		Theft From Building	1	0	0	0
		Theft From Coin Machine	0	0	0	0
		Theft From Motor Vehicle	3	0	0	0
		Theft of Motor Vehicle Parts	0	0	0	0
		Theft - All Other Larceny	6	1	1	0
		<b>Crimes Against Society</b>				
		Animal Cruelty	0	0	0	0
		Drug/Narcotic Violations	4	4	2	0
		Drug/Narcotic Equipment Violations	1	1	0	0
		Gambling - Betting/Wagering	0	0	0	0
		Gambling - Operating/Promoting	0	0	0	0
		Gambling - Equipment Violations	0	0	0	0
		Gambling - Sports Tampering	0	0	0	0
		Pornography/Obscene Material	0	0	0	0
		Prostitution	0	0	0	0
		Prostitution Assisting/Promoting	0	0	0	0
		Purchasing Prostitution	0	0	0	0
		Weapon Law Violations	0	0	0	0
		<b>Total Group A Offenses</b>	<b>26</b>	<b>11</b>	<b>8</b>	<b>0</b>

Domestic Violence Victims		
Offense	Reported	Cleared
Murder	0	0
Aggravated Assault	0	0
Simple Assault	2	2
Intimidation	1	1
Stalking	0	0
Forcible Rape	0	0
Forcible Sodomy	0	0
Sexual Assault W/Object	0	0
Forcible Fondling	0	0
Incest	0	0
Statutory Rape	0	0
Kidnapping/Abduction	0	0
<b>Total</b>	<b>3</b>	<b>3</b>

TIBRS Group B Arrests		
Offense	Adult	Juvenile
Bad Checks	0	0
Curfew/Vagrancy	0	0
Disorderly Conduct	1	0
DUI	1	0
Drunkenness	0	0
Family-Non Violent	0	0
Liquor Law Violations	0	0
Peeping Tom	0	0
Trespass	0	0
All Other Offenses	0	0
<b>Total Group B</b>	<b>2</b>	<b>0</b>



## Wartrace Police Department - 2016

2015 Population Estimate	659	TIBRS Group A Offenses	Offenses		Arrests	
			Reported	Cleared	Adult	Juvenile
<b>Offense Overview</b>		<b>Crimes Against Persons</b>				
Offense Total	8	Murder	0	0	0	0
Number Cleared	2	Negligent Manslaughter	0	0	0	0
Percent Cleared	25.00 %	Negligent Vehicular Manslaughter	0	0	0	0
Group A Crimes per 100,000 population	1,214.0	Kidnapping/Abduction	0	0	0	0
		Forcible Rape	0	0	0	0
		Forcible Sodomy	0	0	0	0
		Sexual Assault W/Object	0	0	0	0
		Forcible Fondling	0	0	0	0
		Incest	0	0	0	0
		Statutory Rape	0	0	0	0
		Aggravated Assault	0	0	0	0
		Simple Assault	1	0	0	0
		Intimidation	1	0	0	0
		Stalking	0	0	0	0
		Commercial Sex Acts	0	0	0	0
		Involuntary Servitude	0	0	0	0
		<b>Crimes Against Property</b>				
		Arson	0	0	0	0
		Bribery	0	0	0	0
		Burglary	2	0	0	0
		Counterfeiting/Forgery	0	0	0	0
		Destruction/Damage/Vandalism	3	2	2	0
		Embezzlement	0	0	0	0
		Extortion/Blackmail	0	0	0	0
		Fraud - Computer Hacking/Invasion	0	0	0	0
		Fraud - Credit Card/ATM	0	0	0	0
		Fraud - False Pretenses	0	0	0	0
		Fraud - Identity Theft	0	0	0	0
		Fraud - Impersonation	0	0	0	0
		Fraud - Welfare	0	0	0	0
		Fraud - Wire	0	0	0	0
		Motor Vehicle Theft	0	0	0	0
		Robbery	0	0	0	0
		Stolen Property Offenses	0	0	0	0
		Theft - Pocket-picking	0	0	0	0
		Theft - Purse Snatching	0	0	0	0
		Theft - Shoplifting	0	0	0	0
		Theft From Building	0	0	0	0
		Theft From Coin Machine	0	0	0	0
		Theft From Motor Vehicle	0	0	0	0
		Theft of Motor Vehicle Parts	0	0	0	0
		Theft - All Other Larceny	1	0	0	0
		<b>Crimes Against Society</b>				
		Animal Cruelty	0	0	0	0
		Drug/Narcotic Violations	0	0	0	0
		Drug/Narcotic Equipment Violations	0	0	0	0
		Gambling - Betting/Wagering	0	0	0	0
		Gambling - Operating/Promoting	0	0	0	0
		Gambling - Equipment Violations	0	0	0	0
		Gambling - Sports Tampering	0	0	0	0
		Pornography/Obscene Material	0	0	0	0
		Prostitution	0	0	0	0
		Prostitution Assisting/Promoting	0	0	0	0
		Purchasing Prostitution	0	0	0	0
		Weapon Law Violations	0	0	0	0
		<b>Total Group A Offenses</b>	<b>8</b>	<b>2</b>	<b>2</b>	<b>0</b>

Domestic Violence Victims		
Offense	Reported	Cleared
Murder	0	0
Aggravated Assault	0	0
Simple Assault	1	0
Intimidation	0	0
Stalking	0	0
Forcible Rape	0	0
Forcible Sodomy	0	0
Sexual Assault W/Object	0	0
Forcible Fondling	0	0
Incest	0	0
Statutory Rape	0	0
Kidnapping/Abduction	0	0
<b>Total</b>	<b>1</b>	<b>0</b>

TIBRS Group B Arrests		
Offense	Adult	Juvenile
Bad Checks	0	0
Curfew/Vagrancy	0	0
Disorderly Conduct	0	0
DUI	0	0
Drunkenness	0	0
Family-Non Violent	0	0
Liquor Law Violations	0	0
Peeping Tom	0	0
Trespass	0	0
All Other Offenses	0	0
<b>Total Group B</b>	<b>0</b>	<b>0</b>



# Watertown Police Department - 2016

<b>2015 Population Estimate</b>	<b>1,517</b>
<b>Offense Overview</b>	
Offense Total	55
Number Cleared	6
Percent Cleared	10.91 %
Group A Crimes per 100,000 population	3,625.6
<b>Arrest Overview</b>	
Total Arrests	16
Adult Arrests	15
Juvenile Arrests	1
Unknown Age	0
Arrests per 100,000 population	1,054.7
Average number offenses/incident	1.04

Domestic Violence Victims		
Offense	Reported	Cleared
Murder	0	0
Aggravated Assault	0	0
Simple Assault	4	2
Intimidation	0	0
Stalking	0	0
Forcible Rape	0	0
Forcible Sodomy	0	0
Sexual Assault W/Object	0	0
Forcible Fondling	1	0
Incest	0	0
Statutory Rape	0	0
Kidnapping/Abduction	0	0
<b>Total</b>	<b>5</b>	<b>2</b>

TIBRS Group B Arrests		
Offense	Adult	Juvenile
Bad Checks	0	0
Curfew/Vagrancy	0	0
Disorderly Conduct	0	0
DUI	7	0
Drunkenness	0	0
Family-Non Violent	0	0
Liquor Law Violations	0	0
Peeping Tom	0	0
Trespass	0	1
All Other Offenses	2	0
<b>Total Group B</b>	<b>9</b>	<b>1</b>

TIBRS Group A Offenses	Offenses		Arrests	
	Reported	Cleared	Adult	Juvenile
<b>Crimes Against Persons</b>				
Murder	0	0	0	0
Negligent Manslaughter	0	0	0	0
Negligent Vehicular Manslaughter	0	0	0	0
Kidnapping/Abduction	0	0	0	0
Forcible Rape	0	0	0	0
Forcible Sodomy	0	0	0	0
Sexual Assault W/Object	0	0	0	0
Forcible Fondling	1	0	0	0
Incest	0	0	0	0
Statutory Rape	0	0	0	0
Aggravated Assault	3	0	0	0
Simple Assault	6	2	2	0
Intimidation	2	0	0	0
Stalking	1	0	0	0
Commercial Sex Acts	0	0	0	0
Involuntary Servitude	0	0	0	0
<b>Crimes Against Property</b>				
Arson	0	0	0	0
Bribery	0	0	0	0
Burglary	8	0	0	0
Counterfeiting/Forgery	3	0	0	0
Destruction/Damage/Vandalism	8	0	0	0
Embezzlement	0	0	0	0
Extortion/Blackmail	0	0	0	0
Fraud - Computer Hacking/Invasion	0	0	0	0
Fraud - Credit Card/ATM	0	0	0	0
Fraud - False Pretenses	0	0	0	0
Fraud - Identity Theft	0	0	0	0
Fraud - Impersonation	2	0	0	0
Fraud - Welfare	0	0	0	0
Fraud - Wire	1	0	0	0
Motor Vehicle Theft	3	1	1	0
Robbery	0	0	0	0
Stolen Property Offenses	0	0	0	0
Theft - Pocket-picking	0	0	0	0
Theft - Purse Snatching	0	0	0	0
Theft - Shoplifting	2	0	0	0
Theft From Building	5	0	0	0
Theft From Coin Machine	0	0	0	0
Theft From Motor Vehicle	0	0	0	0
Theft of Motor Vehicle Parts	0	0	0	0
Theft - All Other Larceny	5	0	0	0
<b>Crimes Against Society</b>				
Animal Cruelty	1	1	1	0
Drug/Narcotic Violations	3	2	2	0
Drug/Narcotic Equipment Violations	1	0	0	0
Gambling - Betting/Wagering	0	0	0	0
Gambling - Operating/Promoting	0	0	0	0
Gambling - Equipment Violations	0	0	0	0
Gambling - Sports Tampering	0	0	0	0
Pornography/Obscene Material	0	0	0	0
Prostitution	0	0	0	0
Prostitution Assisting/Promoting	0	0	0	0
Purchasing Prostitution	0	0	0	0
Weapon Law Violations	0	0	0	0
<b>Total Group A Offenses</b>	<b>55</b>	<b>6</b>	<b>6</b>	<b>0</b>



## Waverly Police Department - 2016

2015 Population Estimate	4,090	TIBRS Group A Offenses	Offenses		Arrests	
			Reported	Cleared	Adult	Juvenile
<b>Offense Overview</b>		<b>Crimes Against Persons</b>				
Offense Total	412	Murder	0	0	0	0
Number Cleared	302	Negligent Manslaughter	0	0	0	0
Percent Cleared	73.30 %	Negligent Vehicular Manslaughter	0	0	0	0
Group A Crimes per 100,000 population	10,073.3	Kidnapping/Abduction	0	0	0	0
		Forcible Rape	0	0	0	0
		Forcible Sodomy	0	0	0	0
		Sexual Assault W/Object	1	0	0	0
		Forcible Fondling	1	0	0	0
		Incest	0	0	0	0
		Statutory Rape	2	2	2	0
		Aggravated Assault	9	6	5	0
		Simple Assault	49	44	35	5
		Intimidation	0	0	0	0
		Stalking	0	0	0	0
		Commercial Sex Acts	0	0	0	0
		Involuntary Servitude	0	0	0	0
		<b>Crimes Against Property</b>				
		Arson	0	0	0	0
		Bribery	0	0	0	0
		Burglary	13	6	5	0
		Counterfeiting/Forgery	11	2	1	2
		Destruction/Damage/Vandalism	18	9	3	3
		Embezzlement	1	1	1	0
		Extortion/Blackmail	0	0	0	0
		Fraud - Computer Hacking/Invasion	0	0	0	0
		Fraud - Credit Card/ATM	3	0	0	0
		Fraud - False Pretenses	12	2	0	0
		Fraud - Identity Theft	3	1	1	0
		Fraud - Impersonation	6	4	4	0
		Fraud - Welfare	0	0	0	0
		Fraud - Wire	0	0	0	0
		Motor Vehicle Theft	6	6	6	0
		Robbery	0	0	0	0
		Stolen Property Offenses	3	3	1	1
		Theft - Pocket-picking	0	0	0	0
		Theft - Purse Snatching	0	0	0	0
		Theft - Shoplifting	26	18	15	1
		Theft From Building	46	13	8	2
		Theft From Coin Machine	0	0	0	0
		Theft From Motor Vehicle	17	10	2	1
		Theft of Motor Vehicle Parts	4	4	1	0
		Theft - All Other Larceny	10	4	4	1
		<b>Crimes Against Society</b>				
		Animal Cruelty	2	1	1	0
		Drug/Narcotic Violations	81	78	77	9
		Drug/Narcotic Equipment Violations	86	86	23	3
		Gambling - Betting/Wagering	0	0	0	0
		Gambling - Operating/Promoting	0	0	0	0
		Gambling - Equipment Violations	0	0	0	0
		Gambling - Sports Tampering	0	0	0	0
		Pornography/Obscene Material	0	0	0	0
		Prostitution	0	0	0	0
		Prostitution Assisting/Promoting	0	0	0	0
		Purchasing Prostitution	0	0	0	0
		Weapon Law Violations	2	2	2	0
		<b>Total Group A Offenses</b>	<b>412</b>	<b>302</b>	<b>197</b>	<b>28</b>

Domestic Violence Victims		
Offense	Reported	Cleared
Murder	0	0
Aggravated Assault	2	2
Simple Assault	37	34
Intimidation	0	0
Stalking	0	0
Forcible Rape	0	0
Forcible Sodomy	0	0
Sexual Assault W/Object	1	0
Forcible Fondling	0	0
Incest	0	0
Statutory Rape	0	0
Kidnapping/Abduction	0	0
<b>Total</b>	<b>40</b>	<b>36</b>

TIBRS Group B Arrests		
Offense	Adult	Juvenile
Bad Checks	1	0
Curfew/Vagrancy	0	1
Disorderly Conduct	7	2
DUI	22	1
Drunkenness	23	1
Family-Non Violent	0	0
Liquor Law Violations	15	9
Peeping Tom	0	0
Trespass	15	2
All Other Offenses	48	9
<b>Total Group B</b>	<b>131</b>	<b>25</b>



## Waynesboro Police Department - 2016

<b>2015 Population Estimate</b>	<b>2,390</b>
<b>Offense Overview</b>	
Offense Total	51
Number Cleared	41
Percent Cleared	80.39 %
Group A Crimes per 100,000 population	2,133.9
<b>Arrest Overview</b>	
Total Arrests	62
Adult Arrests	58
Juvenile Arrests	4
Unknown Age	0
Arrests per 100,000 population	2,594.1
Average number offenses/incident	1.34

Domestic Violence Victims		
Offense	Reported	Cleared
Murder	0	0
Aggravated Assault	8	8
Simple Assault	4	4
Intimidation	0	0
Stalking	0	0
Forcible Rape	0	0
Forcible Sodomy	0	0
Sexual Assault W/Object	0	0
Forcible Fondling	0	0
Incest	0	0
Statutory Rape	0	0
Kidnapping/Abduction	0	0
<b>Total</b>	<b>12</b>	<b>12</b>

TIBRS Group B Arrests		
Offense	Adult	Juvenile
Bad Checks	0	0
Curfew/Vagrancy	0	0
Disorderly Conduct	0	0
DUI	7	0
Drunkenness	4	0
Family-Non Violent	0	0
Liquor Law Violations	3	1
Peeping Tom	0	0
Trespass	1	0
All Other Offenses	10	2
<b>Total Group B</b>	<b>25</b>	<b>3</b>

TIBRS Group A Offenses	Offenses		Arrests	
	Reported	Cleared	Adult	Juvenile
<b>Crimes Against Persons</b>				
Murder	0	0	0	0
Negligent Manslaughter	0	0	0	0
Negligent Vehicular Manslaughter	0	0	0	0
Kidnapping/Abduction	0	0	0	0
Forcible Rape	0	0	0	0
Forcible Sodomy	0	0	0	0
Sexual Assault W/Object	0	0	0	0
Forcible Fondling	0	0	0	0
Incest	0	0	0	0
Statutory Rape	0	0	0	0
Aggravated Assault	13	13	10	0
Simple Assault	7	7	7	0
Intimidation	1	1	1	0
Stalking	2	2	1	0
Commercial Sex Acts	0	0	0	0
Involuntary Servitude	0	0	0	0
<b>Crimes Against Property</b>				
Arson	1	0	0	0
Bribery	0	0	0	0
Burglary	5	1	1	0
Counterfeiting/Forgery	0	0	0	0
Destruction/Damage/Vandalism	2	1	0	0
Embezzlement	1	0	0	0
Extortion/Blackmail	0	0	0	0
Fraud - Computer Hacking/Invasion	0	0	0	0
Fraud - Credit Card/ATM	0	0	0	0
Fraud - False Pretenses	0	0	0	0
Fraud - Identity Theft	0	0	0	0
Fraud - Impersonation	0	0	0	0
Fraud - Welfare	0	0	0	0
Fraud - Wire	0	0	0	0
Motor Vehicle Theft	1	1	1	0
Robbery	1	1	1	0
Stolen Property Offenses	0	0	0	0
Theft - Pocket-picking	0	0	0	0
Theft - Purse Snatching	0	0	0	0
Theft - Shoplifting	2	2	2	0
Theft From Building	2	2	3	0
Theft From Coin Machine	0	0	0	0
Theft From Motor Vehicle	3	0	0	0
Theft of Motor Vehicle Parts	0	0	0	0
Theft - All Other Larceny	1	1	0	0
<b>Crimes Against Society</b>				
Animal Cruelty	0	0	0	0
Drug/Narcotic Violations	4	4	3	1
Drug/Narcotic Equipment Violations	4	4	2	0
Gambling - Betting/Wagering	0	0	0	0
Gambling - Operating/Promoting	0	0	0	0
Gambling - Equipment Violations	0	0	0	0
Gambling - Sports Tampering	0	0	0	0
Pornography/Obscene Material	0	0	0	0
Prostitution	0	0	0	0
Prostitution Assisting/Promoting	0	0	0	0
Purchasing Prostitution	0	0	0	0
Weapon Law Violations	1	1	1	0
<b>Total Group A Offenses</b>	<b>51</b>	<b>41</b>	<b>33</b>	<b>1</b>





## Westmoreland Police Department - 2016

2015 Population Estimate	2,291	TIBRS Group A Offenses	Offenses		Arrests	
			Reported	Cleared	Adult	Juvenile
<b>Offense Overview</b>		<b>Crimes Against Persons</b>				
Offense Total	161	Murder	0	0	0	0
Number Cleared	89	Negligent Manslaughter	0	0	0	0
Percent Cleared	55.28 %	Negligent Vehicular Manslaughter	0	0	0	0
Group A Crimes per 100,000 population	7,027.5	Kidnapping/Abduction	0	0	0	0
		Forcible Rape	0	0	0	0
		Forcible Sodomy	0	0	0	0
		Sexual Assault W/Object	0	0	0	0
		Forcible Fondling	0	0	0	0
		Incest	0	0	0	0
		Statutory Rape	0	0	0	0
		Aggravated Assault	9	7	5	1
		Simple Assault	26	17	12	5
		Intimidation	3	1	1	0
		Stalking	0	0	0	0
		Commercial Sex Acts	0	0	0	0
		Involuntary Servitude	0	0	0	0
		<b>Crimes Against Property</b>				
		Arson	0	0	0	0
		Bribery	0	0	0	0
		Burglary	2	1	2	0
		Counterfeiting/Forgery	6	0	0	0
		Destruction/Damage/Vandalism	23	4	0	4
		Embezzlement	0	0	0	0
		Extortion/Blackmail	0	0	0	0
		Fraud - Computer Hacking/Invasion	0	0	0	0
		Fraud - Credit Card/ATM	2	1	1	0
		Fraud - False Pretenses	1	0	0	0
		Fraud - Identity Theft	0	0	0	0
		Fraud - Impersonation	3	1	0	0
		Fraud - Welfare	0	0	0	0
		Fraud - Wire	0	0	0	0
		Motor Vehicle Theft	5	2	2	0
		Robbery	0	0	0	0
		Stolen Property Offenses	0	0	0	0
		Theft - Pocket-picking	0	0	0	0
		Theft - Purse Snatching	0	0	0	0
		Theft - Shoplifting	16	10	10	0
		Theft From Building	3	0	0	0
		Theft From Coin Machine	0	0	0	0
		Theft From Motor Vehicle	3	0	0	0
		Theft of Motor Vehicle Parts	3	0	0	0
		Theft - All Other Larceny	7	2	2	0
		<b>Crimes Against Society</b>				
		Animal Cruelty	0	0	0	0
		Drug/Narcotic Violations	25	23	23	4
		Drug/Narcotic Equipment Violations	22	18	5	0
		Gambling - Betting/Wagering	0	0	0	0
		Gambling - Operating/Promoting	0	0	0	0
		Gambling - Equipment Violations	0	0	0	0
		Gambling - Sports Tampering	0	0	0	0
		Pornography/Obscene Material	0	0	0	0
		Prostitution	0	0	0	0
		Prostitution Assisting/Promoting	0	0	0	0
		Purchasing Prostitution	0	0	0	0
		Weapon Law Violations	2	2	2	0
		<b>Total Group A Offenses</b>	<b>161</b>	<b>89</b>	<b>65</b>	<b>14</b>

Domestic Violence Victims		
Offense	Reported	Cleared
Murder	0	0
Aggravated Assault	4	4
Simple Assault	14	12
Intimidation	0	0
Stalking	0	0
Forcible Rape	0	0
Forcible Sodomy	0	0
Sexual Assault W/Object	0	0
Forcible Fondling	0	0
Incest	0	0
Statutory Rape	0	0
Kidnapping/Abduction	0	0
<b>Total</b>	<b>18</b>	<b>16</b>

TIBRS Group B Arrests		
Offense	Adult	Juvenile
Bad Checks	0	0
Curfew/Vagrancy	0	1
Disorderly Conduct	0	1
DUI	13	0
Drunkenness	4	1
Family-Non Violent	0	0
Liquor Law Violations	4	1
Peeping Tom	0	0
Trespass	4	0
All Other Offenses	6	6
<b>Total Group B</b>	<b>31</b>	<b>10</b>



# White Bluff Police Department - 2016

2015 Population Estimate	3,402	TIBRS Group A Offenses	Offenses		Arrests	
			Reported	Cleared	Adult	Juvenile
<b>Offense Overview</b>		<b>Crimes Against Persons</b>				
Offense Total	167	Murder	0	0	0	0
Number Cleared	64	Negligent Manslaughter	0	0	0	0
Percent Cleared	38.32 %	Negligent Vehicular Manslaughter	0	0	0	0
Group A Crimes per 100,000 population	4,908.9	Kidnapping/Abduction	0	0	0	0
		Forcible Rape	0	0	0	0
		Forcible Sodomy	0	0	0	0
		Sexual Assault W/Object	0	0	0	0
		Forcible Fondling	0	0	0	0
		Incest	0	0	0	0
		Statutory Rape	0	0	0	0
		Aggravated Assault	8	3	2	0
		Simple Assault	35	21	15	2
		Intimidation	13	5	1	0
		Stalking	2	0	0	0
		Commercial Sex Acts	0	0	0	0
		Involuntary Servitude	0	0	0	0
		<b>Crimes Against Property</b>				
		Arson	0	0	0	0
		Bribery	0	0	0	0
		Burglary	14	3	3	0
		Counterfeiting/Forgery	1	0	0	0
		Destruction/Damage/Vandalism	12	2	1	0
		Embezzlement	0	0	0	0
		Extortion/Blackmail	0	0	0	0
		Fraud - Computer Hacking/Invasion	0	0	0	0
		Fraud - Credit Card/ATM	3	0	0	0
		Fraud - False Pretenses	3	0	0	0
		Fraud - Identity Theft	0	0	0	0
		Fraud - Impersonation	1	0	0	0
		Fraud - Welfare	0	0	0	0
		Fraud - Wire	0	0	0	0
		Motor Vehicle Theft	5	2	1	0
		Robbery	1	1	1	0
		Stolen Property Offenses	1	1	1	0
		Theft - Pocket-picking	0	0	0	0
		Theft - Purse Snatching	2	0	0	0
		Theft - Shoplifting	5	3	3	0
		Theft From Building	6	0	0	0
		Theft From Coin Machine	0	0	0	0
		Theft From Motor Vehicle	25	3	4	0
		Theft of Motor Vehicle Parts	0	0	0	0
		Theft - All Other Larceny	7	0	0	0
		<b>Crimes Against Society</b>				
		Animal Cruelty	0	0	0	0
		Drug/Narcotic Violations	13	11	11	0
		Drug/Narcotic Equipment Violations	8	7	5	0
		Gambling - Betting/Wagering	0	0	0	0
		Gambling - Operating/Promoting	0	0	0	0
		Gambling - Equipment Violations	0	0	0	0
		Gambling - Sports Tampering	0	0	0	0
		Pornography/Obscene Material	0	0	0	0
		Prostitution	0	0	0	0
		Prostitution Assisting/Promoting	0	0	0	0
		Purchasing Prostitution	0	0	0	0
		Weapon Law Violations	2	2	2	0
		<b>Total Group A Offenses</b>	<b>167</b>	<b>64</b>	<b>50</b>	<b>2</b>

Domestic Violence Victims		
Offense	Reported	Cleared
Murder	0	0
Aggravated Assault	6	1
Simple Assault	23	14
Intimidation	8	4
Stalking	1	0
Forcible Rape	0	0
Forcible Sodomy	0	0
Sexual Assault W/Object	0	0
Forcible Fondling	0	0
Incest	0	0
Statutory Rape	0	0
Kidnapping/Abduction	0	0
<b>Total</b>	<b>38</b>	<b>19</b>

TIBRS Group B Arrests		
Offense	Adult	Juvenile
Bad Checks	2	0
Curfew/Vagrancy	0	0
Disorderly Conduct	0	0
DUI	16	0
Drunkenness	4	0
Family-Non Violent	0	0
Liquor Law Violations	0	0
Peeping Tom	0	0
Trespass	0	0
All Other Offenses	69	2
<b>Total Group B</b>	<b>91</b>	<b>2</b>



# White House Police Department - 2016

2015 Population Estimate	11,226	TIBRS Group A Offenses	Offenses		Arrests	
			Reported	Cleared	Adult	Juvenile
<b>Offense Overview</b>		<b>Crimes Against Persons</b>				
Offense Total	724	Murder	0	0	0	0
Number Cleared	308	Negligent Manslaughter	0	0	0	0
Percent Cleared	42.54 %	Negligent Vehicular Manslaughter	0	0	0	0
Group A Crimes per 100,000 population	6,449.3	Kidnapping/Abduction	2	0	0	0
		Forcible Rape	2	0	0	0
		Forcible Sodomy	2	2	1	0
		Sexual Assault W/Object	0	0	0	0
		Forcible Fondling	3	1	0	0
		Incest	0	0	0	0
		Statutory Rape	0	0	0	0
		Aggravated Assault	32	22	14	1
		Simple Assault	85	56	40	5
		Intimidation	48	6	4	1
		Stalking	3	2	2	0
		Commercial Sex Acts	0	0	0	0
		Involuntary Servitude	0	0	0	0
		<b>Crimes Against Property</b>				
		Arson	1	0	0	0
		Bribery	0	0	0	0
		Burglary	21	0	0	0
		Counterfeiting/Forgery	22	5	2	1
		Destruction/Damage/Vandalism	71	11	2	2
		Embezzlement	2	1	1	0
		Extortion/Blackmail	0	0	0	0
		Fraud - Computer Hacking/Invasion	0	0	0	0
		Fraud - Credit Card/ATM	25	5	2	0
		Fraud - False Pretenses	52	5	3	0
		Fraud - Identity Theft	23	0	0	0
		Fraud - Impersonation	0	0	0	0
		Fraud - Welfare	0	0	0	0
		Fraud - Wire	10	0	0	0
		Motor Vehicle Theft	7	3	2	0
		Robbery	5	3	0	0
		Stolen Property Offenses	0	0	0	0
		Theft - Pocket-picking	1	0	0	0
		Theft - Purse Snatching	1	1	1	0
		Theft - Shoplifting	64	37	39	1
		Theft From Building	41	9	3	1
		Theft From Coin Machine	0	0	0	0
		Theft From Motor Vehicle	17	0	0	0
		Theft of Motor Vehicle Parts	12	0	0	0
		Theft - All Other Larceny	31	3	1	0
		<b>Crimes Against Society</b>				
		Animal Cruelty	1	0	0	0
		Drug/Narcotic Violations	63	62	57	11
		Drug/Narcotic Equipment Violations	65	65	24	3
		Gambling - Betting/Wagering	0	0	0	0
		Gambling - Operating/Promoting	0	0	0	0
		Gambling - Equipment Violations	0	0	0	0
		Gambling - Sports Tampering	0	0	0	0
		Pornography/Obscene Material	5	3	2	1
		Prostitution	0	0	0	0
		Prostitution Assisting/Promoting	0	0	0	0
		Purchasing Prostitution	0	0	0	0
		Weapon Law Violations	7	6	5	0
		<b>Total Group A Offenses</b>	<b>724</b>	<b>308</b>	<b>205</b>	<b>27</b>

Offense	Reported	Cleared
Murder	0	0
Aggravated Assault	10	10
Simple Assault	52	43
Intimidation	8	2
Stalking	0	0
Forcible Rape	1	0
Forcible Sodomy	2	2
Sexual Assault W/Object	0	0
Forcible Fondling	1	0
Incest	0	0
Statutory Rape	0	0
Kidnapping/Abduction	1	0
<b>Total</b>	<b>75</b>	<b>57</b>

Offense	Adult	Juvenile
Bad Checks	0	0
Curfew/Vagrancy	0	0
Disorderly Conduct	3	0
DUI	52	1
Drunkenness	20	1
Family-Non Violent	1	0
Liquor Law Violations	14	3
Peeping Tom	0	0
Trespass	6	0
All Other Offenses	19	13
<b>Total Group B</b>	<b>115</b>	<b>18</b>



## White Pine Police Department - 2016

2015 Population Estimate	2,244	TIBRS Group A Offenses	Offenses		Arrests	
			Reported	Cleared	Adult	Juvenile
<b>Offense Overview</b>		<b>Crimes Against Persons</b>				
Offense Total	213	Murder	0	0	0	0
Number Cleared	151	Negligent Manslaughter	0	0	0	0
Percent Cleared	70.89 %	Negligent Vehicular Manslaughter	0	0	0	0
Group A Crimes per 100,000 population	9,492.0	Kidnapping/Abduction	0	0	0	0
		Forcible Rape	0	0	0	0
		Forcible Sodomy	0	0	0	0
		Sexual Assault W/Object	0	0	0	0
		Forcible Fondling	0	0	0	0
		Incest	0	0	0	0
		Statutory Rape	1	0	0	0
		Aggravated Assault	2	2	1	0
		Simple Assault	28	24	21	0
		Intimidation	1	0	0	0
		Stalking	1	0	0	0
		Commercial Sex Acts	0	0	0	0
		Involuntary Servitude	0	0	0	0
		<b>Crimes Against Property</b>				
		Arson	0	0	0	0
		Bribery	0	0	0	0
		Burglary	6	3	4	0
		Counterfeiting/Forgery	7	2	3	0
		Destruction/Damage/Vandalism	10	5	2	0
		Embezzlement	0	0	0	0
		Extortion/Blackmail	1	0	0	0
		Fraud - Computer Hacking/Invasion	0	0	0	0
		Fraud - Credit Card/ATM	5	1	0	0
		Fraud - False Pretenses	1	1	1	0
		Fraud - Identity Theft	1	1	1	0
		Fraud - Impersonation	1	0	0	0
		Fraud - Welfare	0	0	0	0
		Fraud - Wire	0	0	0	0
		Motor Vehicle Theft	8	5	4	0
		Robbery	3	1	1	0
		Stolen Property Offenses	0	0	0	0
		Theft - Pocket-picking	0	0	0	0
		Theft - Purse Snatching	0	0	0	0
		Theft - Shoplifting	29	25	28	0
		Theft From Building	14	7	8	0
		Theft From Coin Machine	1	1	2	0
		Theft From Motor Vehicle	6	0	0	0
		Theft of Motor Vehicle Parts	0	0	0	0
		Theft - All Other Larceny	14	4	3	0
		<b>Crimes Against Society</b>				
		Animal Cruelty	0	0	0	0
		Drug/Narcotic Violations	35	33	37	0
		Drug/Narcotic Equipment Violations	34	33	18	0
		Gambling - Betting/Wagering	0	0	0	0
		Gambling - Operating/Promoting	0	0	0	0
		Gambling - Equipment Violations	0	0	0	0
		Gambling - Sports Tampering	0	0	0	0
		Pornography/Obscene Material	1	0	0	0
		Prostitution	0	0	0	0
		Prostitution Assisting/Promoting	0	0	0	0
		Purchasing Prostitution	0	0	0	0
		Weapon Law Violations	3	3	1	0
		<b>Total Group A Offenses</b>	<b>213</b>	<b>151</b>	<b>135</b>	<b>0</b>

Domestic Violence Victims		
Offense	Reported	Cleared
Murder	0	0
Aggravated Assault	1	1
Simple Assault	24	22
Intimidation	0	0
Stalking	1	0
Forcible Rape	0	0
Forcible Sodomy	0	0
Sexual Assault W/Object	0	0
Forcible Fondling	0	0
Incest	0	0
Statutory Rape	0	0
Kidnapping/Abduction	0	0
<b>Total</b>	<b>26</b>	<b>23</b>

TIBRS Group B Arrests		
Offense	Adult	Juvenile
Bad Checks	2	0
Curfew/Vagrancy	0	0
Disorderly Conduct	3	0
DUI	38	1
Drunkenness	7	1
Family-Non Violent	0	0
Liquor Law Violations	0	0
Peeping Tom	0	0
Trespass	6	0
All Other Offenses	15	0
<b>Total Group B</b>	<b>71</b>	<b>2</b>



## Whiteville Police Department - 2016

2015 Population Estimate	4,523	TIBRS Group A Offenses	Offenses		Arrests	
			Reported	Cleared	Adult	Juvenile
<b>Offense Overview</b>		<b>Crimes Against Persons</b>				
Offense Total	85	Murder	0	0	0	0
Number Cleared	44	Negligent Manslaughter	0	0	0	0
Percent Cleared	51.76 %	Negligent Vehicular Manslaughter	0	0	0	0
Group A Crimes per 100,000 population	1,879.3	Kidnapping/Abduction	0	0	0	0
		Forcible Rape	0	0	0	0
		Forcible Sodomy	0	0	0	0
		Sexual Assault W/Object	0	0	0	0
		Forcible Fondling	0	0	0	0
		Incest	0	0	0	0
		Statutory Rape	0	0	0	0
		Aggravated Assault	5	2	0	0
		Simple Assault	6	5	4	1
		Intimidation	12	10	0	1
		Stalking	1	1	1	0
		Commercial Sex Acts	0	0	0	0
		Involuntary Servitude	0	0	0	0
		<b>Crimes Against Property</b>				
		Arson	0	0	0	0
		Bribery	0	0	0	0
		Burglary	11	2	2	0
		Counterfeiting/Forgery	2	2	3	0
		Destruction/Damage/Vandalism	9	4	1	3
		Embezzlement	0	0	0	0
		Extortion/Blackmail	0	0	0	0
		Fraud - Computer Hacking/Invasion	0	0	0	0
		Fraud - Credit Card/ATM	0	0	0	0
		Fraud - False Pretenses	1	0	0	0
		Fraud - Identity Theft	0	0	0	0
		Fraud - Impersonation	3	0	0	0
		Fraud - Welfare	0	0	0	0
		Fraud - Wire	0	0	0	0
		Motor Vehicle Theft	5	1	0	2
		Robbery	3	3	7	0
		Stolen Property Offenses	0	0	0	0
		Theft - Pocket-picking	0	0	0	0
		Theft - Purse Snatching	0	0	0	0
		Theft - Shoplifting	10	6	6	0
		Theft From Building	0	0	0	0
		Theft From Coin Machine	0	0	0	0
		Theft From Motor Vehicle	2	0	0	0
		Theft of Motor Vehicle Parts	1	0	0	0
		Theft - All Other Larceny	9	3	2	0
		<b>Crimes Against Society</b>				
		Animal Cruelty	0	0	0	0
		Drug/Narcotic Violations	4	4	4	2
		Drug/Narcotic Equipment Violations	1	1	0	0
		Gambling - Betting/Wagering	0	0	0	0
		Gambling - Operating/Promoting	0	0	0	0
		Gambling - Equipment Violations	0	0	0	0
		Gambling - Sports Tampering	0	0	0	0
		Pornography/Obscene Material	0	0	0	0
		Prostitution	0	0	0	0
		Prostitution Assisting/Promoting	0	0	0	0
		Purchasing Prostitution	0	0	0	0
		Weapon Law Violations	0	0	0	0
		<b>Total Group A Offenses</b>	<b>85</b>	<b>44</b>	<b>30</b>	<b>9</b>

Domestic Violence Victims		
Offense	Reported	Cleared
Murder	0	0
Aggravated Assault	0	0
Simple Assault	2	2
Intimidation	0	0
Stalking	0	0
Forcible Rape	0	0
Forcible Sodomy	0	0
Sexual Assault W/Object	0	0
Forcible Fondling	0	0
Incest	0	0
Statutory Rape	0	0
Kidnapping/Abduction	0	0
<b>Total</b>	<b>2</b>	<b>2</b>

TIBRS Group B Arrests		
Offense	Adult	Juvenile
Bad Checks	0	0
Curfew/Vagrancy	0	2
Disorderly Conduct	1	0
DUI	1	0
Drunkenness	2	0
Family-Non Violent	0	0
Liquor Law Violations	0	0
Peeping Tom	0	0
Trespass	0	0
All Other Offenses	2	0
<b>Total Group B</b>	<b>6</b>	<b>2</b>



# Whitwell Police Department - 2016

2015 Population Estimate	1,725	TIBRS Group A Offenses	Offenses		Arrests	
			Reported	Cleared	Adult	Juvenile
<b>Offense Overview</b>		<b>Crimes Against Persons</b>				
Offense Total	72	Murder	1	1	0	0
Number Cleared	27	Negligent Manslaughter	0	0	0	0
Percent Cleared	37.50 %	Negligent Vehicular Manslaughter	0	0	0	0
Group A Crimes per 100,000 population	4,173.9	Kidnapping/Abduction	3	1	1	0
		Forcible Rape	0	0	0	0
		Forcible Sodomy	0	0	0	0
		Sexual Assault W/Object	0	0	0	0
		Forcible Fondling	0	0	0	0
		Incest	0	0	0	0
		Statutory Rape	0	0	0	0
		Aggravated Assault	4	4	5	0
		Simple Assault	19	7	6	0
		Intimidation	5	0	0	0
		Stalking	0	0	0	0
		Commercial Sex Acts	0	0	0	0
		Involuntary Servitude	0	0	0	0
<b>Arrest Overview</b>		<b>Crimes Against Property</b>				
Total Arrests	40	Arson	1	1	0	0
Adult Arrests	40	Bribery	0	0	0	0
Juvenile Arrests	0	Burglary	4	0	0	0
Unknown Age	0	Counterfeiting/Forgery	0	0	0	0
Arrests per 100,000 population	2,318.8	Destruction/Damage/Vandalism	4	1	0	0
Average number offenses/incident	1.11	Embezzlement	0	0	0	0
		Extortion/Blackmail	0	0	0	0
		Fraud - Computer Hacking/Invasion	0	0	0	0
		Fraud - Credit Card/ATM	0	0	0	0
		Fraud - False Pretenses	1	0	0	0
		Fraud - Identity Theft	0	0	0	0
		Fraud - Impersonation	2	1	1	0
		Fraud - Welfare	0	0	0	0
		Fraud - Wire	0	0	0	0
		Motor Vehicle Theft	2	0	0	0
		Robbery	0	0	0	0
		Stolen Property Offenses	0	0	0	0
		Theft - Pocket-picking	4	1	1	0
		Theft - Purse Snatching	0	0	0	0
		Theft - Shoplifting	1	0	0	0
		Theft From Building	1	0	0	0
		Theft From Coin Machine	0	0	0	0
		Theft From Motor Vehicle	0	0	0	0
		Theft of Motor Vehicle Parts	0	0	0	0
		Theft - All Other Larceny	8	1	1	0
		<b>Crimes Against Society</b>				
		Animal Cruelty	0	0	0	0
		Drug/Narcotic Violations	7	6	7	0
		Drug/Narcotic Equipment Violations	4	2	0	0
		Gambling - Betting/Wagering	0	0	0	0
		Gambling - Operating/Promoting	0	0	0	0
		Gambling - Equipment Violations	0	0	0	0
		Gambling - Sports Tampering	0	0	0	0
		Pornography/Obscene Material	0	0	0	0
		Prostitution	0	0	0	0
		Prostitution Assisting/Promoting	0	0	0	0
		Purchasing Prostitution	0	0	0	0
		Weapon Law Violations	1	1	1	0
		<b>Total Group A Offenses</b>	<b>72</b>	<b>27</b>	<b>23</b>	<b>0</b>

Domestic Violence Victims		
Offense	Reported	Cleared
Murder	0	0
Aggravated Assault	1	1
Simple Assault	8	5
Intimidation	3	0
Stalking	0	0
Forcible Rape	0	0
Forcible Sodomy	0	0
Sexual Assault W/Object	0	0
Forcible Fondling	0	0
Incest	0	0
Statutory Rape	0	0
Kidnapping/Abduction	1	1
<b>Total</b>	<b>13</b>	<b>7</b>

TIBRS Group B Arrests		
Offense	Adult	Juvenile
Bad Checks	0	0
Curfew/Vagrancy	0	0
Disorderly Conduct	2	0
DUI	2	0
Drunkenness	4	0
Family-Non Violent	0	0
Liquor Law Violations	1	0
Peeping Tom	0	0
Trespass	0	0
All Other Offenses	8	0
<b>Total Group B</b>	<b>17</b>	<b>0</b>



## Winchester Police Department - 2016

2015 Population Estimate	8,539	TIBRS Group A Offenses	Offenses		Arrests	
			Reported	Cleared	Adult	Juvenile
<b>Offense Overview</b>		<b>Crimes Against Persons</b>				
Offense Total	1,022	Murder	0	0	0	0
Number Cleared	457	Negligent Manslaughter	0	0	0	0
Percent Cleared	44.72 %	Negligent Vehicular Manslaughter	0	0	0	0
Group A Crimes per 100,000 population	11,968.6	Kidnapping/Abduction	6	4	3	0
		Forcible Rape	6	1	1	0
		Forcible Sodomy	0	0	0	0
		Sexual Assault W/Object	0	0	0	0
		Forcible Fondling	2	0	0	0
		Incest	0	0	0	0
		Statutory Rape	0	0	0	0
		Aggravated Assault	50	33	23	0
		Simple Assault	151	78	60	3
		Intimidation	43	6	4	1
		Stalking	4	1	1	0
		Commercial Sex Acts	0	0	0	0
		Involuntary Servitude	0	0	0	0
		<b>Crimes Against Property</b>				
		Arson	7	1	0	2
		Bribery	0	0	0	0
		Burglary	50	6	5	0
		Counterfeiting/Forgery	8	1	1	0
		Destruction/Damage/Vandalism	91	19	6	6
		Embezzlement	12	9	6	0
		Extortion/Blackmail	0	0	0	0
		Fraud - Computer Hacking/Invasion	0	0	0	0
		Fraud - Credit Card/ATM	32	0	0	0
		Fraud - False Pretenses	30	7	4	0
		Fraud - Identity Theft	14	0	0	0
		Fraud - Impersonation	7	1	1	0
		Fraud - Welfare	0	0	0	0
		Fraud - Wire	5	0	0	0
		Motor Vehicle Theft	8	2	1	1
		Robbery	6	4	8	0
		Stolen Property Offenses	0	0	0	0
		Theft - Pocket-picking	0	0	0	0
		Theft - Purse Snatching	1	1	1	0
		Theft - Shoplifting	121	101	98	8
		Theft From Building	65	9	2	0
		Theft From Coin Machine	0	0	0	0
		Theft From Motor Vehicle	50	8	1	3
		Theft of Motor Vehicle Parts	11	1	0	0
		Theft - All Other Larceny	52	8	4	1
		<b>Crimes Against Society</b>				
		Animal Cruelty	0	0	0	0
		Drug/Narcotic Violations	110	87	86	4
		Drug/Narcotic Equipment Violations	70	62	17	2
		Gambling - Betting/Wagering	0	0	0	0
		Gambling - Operating/Promoting	0	0	0	0
		Gambling - Equipment Violations	0	0	0	0
		Gambling - Sports Tampering	0	0	0	0
		Pornography/Obscene Material	1	0	0	0
		Prostitution	0	0	0	0
		Prostitution Assisting/Promoting	0	0	0	0
		Purchasing Prostitution	0	0	0	0
		Weapon Law Violations	9	7	0	0
		<b>Total Group A Offenses</b>	<b>1,022</b>	<b>457</b>	<b>333</b>	<b>31</b>

<b>Domestic Violence Victims</b>		
Offense	Reported	Cleared
Murder	0	0
Aggravated Assault	19	16
Simple Assault	89	62
Intimidation	15	6
Stalking	0	0
Forcible Rape	2	1
Forcible Sodomy	0	0
Sexual Assault W/Object	0	0
Forcible Fondling	2	0
Incest	0	0
Statutory Rape	0	0
Kidnapping/Abduction	2	2
<b>Total</b>	<b>129</b>	<b>87</b>

<b>TIBRS Group B Arrests</b>		
Offense	Adult	Juvenile
Bad Checks	0	0
Curfew/Vagrancy	0	8
Disorderly Conduct	48	0
DUI	42	0
Drunkenness	57	0
Family-Non Violent	3	0
Liquor Law Violations	6	4
Peeping Tom	0	0
Trespass	19	2
All Other Offenses	39	1
<b>Total Group B</b>	<b>214</b>	<b>15</b>



# Winfield Police Department - 2016

2015 Population Estimate	951	TIBRS Group A Offenses	Offenses		Arrests	
			Reported	Cleared	Adult	Juvenile
<b>Offense Overview</b>		<b>Crimes Against Persons</b>				
Offense Total	44	Murder	1	1	0	0
Number Cleared	36	Negligent Manslaughter	0	0	0	0
Percent Cleared	81.82 %	Negligent Vehicular Manslaughter	0	0	0	0
Group A Crimes per 100,000 population	4,626.7	Kidnapping/Abduction	0	0	0	0
		Forcible Rape	0	0	0	0
		Forcible Sodomy	0	0	0	0
		Sexual Assault W/Object	0	0	0	0
		Forcible Fondling	0	0	0	0
		Incest	0	0	0	0
		Statutory Rape	0	0	0	0
		Aggravated Assault	2	2	3	0
		Simple Assault	5	4	3	0
		Intimidation	0	0	0	0
		Stalking	0	0	0	0
		Commercial Sex Acts	0	0	0	0
		Involuntary Servitude	0	0	0	0
		<b>Crimes Against Property</b>				
		Arson	0	0	0	0
		Bribery	0	0	0	0
		Burglary	4	1	1	0
		Counterfeiting/Forgery	0	0	0	0
		Destruction/Damage/Vandalism	1	0	0	0
		Embezzlement	0	0	0	0
		Extortion/Blackmail	0	0	0	0
		Fraud - Computer Hacking/Invasion	0	0	0	0
		Fraud - Credit Card/ATM	0	0	0	0
		Fraud - False Pretenses	1	0	0	0
		Fraud - Identity Theft	0	0	0	0
		Fraud - Impersonation	0	0	0	0
		Fraud - Welfare	0	0	0	0
		Fraud - Wire	0	0	0	0
		Motor Vehicle Theft	1	1	1	1
		Robbery	0	0	0	0
		Stolen Property Offenses	0	0	0	0
		Theft - Pocket-picking	0	0	0	0
		Theft - Purse Snatching	0	0	0	0
		Theft - Shoplifting	0	0	0	0
		Theft From Building	4	2	2	0
		Theft From Coin Machine	0	0	0	0
		Theft From Motor Vehicle	0	0	0	0
		Theft of Motor Vehicle Parts	0	0	0	0
		Theft - All Other Larceny	0	0	0	0
		<b>Crimes Against Society</b>				
		Animal Cruelty	0	0	0	0
		Drug/Narcotic Violations	16	16	17	3
		Drug/Narcotic Equipment Violations	9	9	1	0
		Gambling - Betting/Wagering	0	0	0	0
		Gambling - Operating/Promoting	0	0	0	0
		Gambling - Equipment Violations	0	0	0	0
		Gambling - Sports Tampering	0	0	0	0
		Pornography/Obscene Material	0	0	0	0
		Prostitution	0	0	0	0
		Prostitution Assisting/Promoting	0	0	0	0
		Purchasing Prostitution	0	0	0	0
		Weapon Law Violations	0	0	0	0
		<b>Total Group A Offenses</b>	<b>44</b>	<b>36</b>	<b>28</b>	<b>4</b>

Domestic Violence Victims		
Offense	Reported	Cleared
Murder	1	1
Aggravated Assault	1	1
Simple Assault	1	1
Intimidation	0	0
Stalking	0	0
Forcible Rape	0	0
Forcible Sodomy	0	0
Sexual Assault W/Object	0	0
Forcible Fondling	0	0
Incest	0	0
Statutory Rape	0	0
Kidnapping/Abduction	0	0
<b>Total</b>	<b>3</b>	<b>3</b>

TIBRS Group B Arrests		
Offense	Adult	Juvenile
Bad Checks	0	0
Curfew/Vagrancy	0	0
Disorderly Conduct	2	0
DUI	4	0
Drunkenness	4	0
Family-Non Violent	0	0
Liquor Law Violations	2	0
Peeping Tom	0	0
Trespass	0	0
All Other Offenses	4	0
<b>Total Group B</b>	<b>16</b>	<b>0</b>





# Woodbury Police Department - 2016

2015 Population Estimate	2,762	TIBRS Group A Offenses	Offenses		Arrests	
			Reported	Cleared	Adult	Juvenile
<b>Offense Overview</b>		<b>Crimes Against Persons</b>				
Offense Total	215	Murder	0	0	0	0
Number Cleared	151	Negligent Manslaughter	0	0	0	0
Percent Cleared	70.23 %	Negligent Vehicular Manslaughter	0	0	0	0
Group A Crimes per 100,000 population	7,784.2	Kidnapping/Abduction	1	0	0	0
		Forcible Rape	0	0	0	0
		Forcible Sodomy	0	0	0	0
		Sexual Assault W/Object	0	0	0	0
		Forcible Fondling	1	1	1	0
		Incest	0	0	0	0
		Statutory Rape	0	0	0	0
		Aggravated Assault	8	8	8	0
		Simple Assault	14	14	15	0
		Intimidation	2	1	1	0
		Stalking	0	0	0	0
		Commercial Sex Acts	0	0	0	0
		Involuntary Servitude	0	0	0	0
		<b>Crimes Against Property</b>				
		Arson	0	0	0	0
		Bribery	0	0	0	0
		Burglary	19	4	2	1
		Counterfeiting/Forgery	1	1	1	0
		Destruction/Damage/Vandalism	11	3	2	0
		Embezzlement	0	0	0	0
		Extortion/Blackmail	0	0	0	0
		Fraud - Computer Hacking/Invasion	0	0	0	0
		Fraud - Credit Card/ATM	14	7	7	0
		Fraud - False Pretenses	4	2	1	0
		Fraud - Identity Theft	2	0	0	0
		Fraud - Impersonation	1	0	0	0
		Fraud - Welfare	0	0	0	0
		Fraud - Wire	0	0	0	0
		Motor Vehicle Theft	4	1	1	0
		Robbery	1	1	1	0
		Stolen Property Offenses	0	0	0	0
		Theft - Pocket-picking	0	0	0	0
		Theft - Purse Snatching	0	0	0	0
		Theft - Shoplifting	18	13	13	0
		Theft From Building	7	3	3	0
		Theft From Coin Machine	0	0	0	0
		Theft From Motor Vehicle	6	0	0	0
		Theft of Motor Vehicle Parts	1	0	0	0
		Theft - All Other Larceny	3	0	0	0
		<b>Crimes Against Society</b>				
		Animal Cruelty	0	0	0	0
		Drug/Narcotic Violations	52	48	60	2
		Drug/Narcotic Equipment Violations	43	42	15	0
		Gambling - Betting/Wagering	0	0	0	0
		Gambling - Operating/Promoting	0	0	0	0
		Gambling - Equipment Violations	0	0	0	0
		Gambling - Sports Tampering	0	0	0	0
		Pornography/Obscene Material	0	0	0	0
		Prostitution	0	0	0	0
		Prostitution Assisting/Promoting	0	0	0	0
		Purchasing Prostitution	0	0	0	0
		Weapon Law Violations	2	2	1	0
		<b>Total Group A Offenses</b>	<b>215</b>	<b>151</b>	<b>132</b>	<b>3</b>

Domestic Violence Victims		
Offense	Reported	Cleared
Murder	0	0
Aggravated Assault	8	8
Simple Assault	10	10
Intimidation	1	0
Stalking	0	0
Forcible Rape	0	0
Forcible Sodomy	0	0
Sexual Assault W/Object	0	0
Forcible Fondling	0	0
Incest	0	0
Statutory Rape	0	0
Kidnapping/Abduction	1	0
<b>Total</b>	<b>20</b>	<b>18</b>

TIBRS Group B Arrests		
Offense	Adult	Juvenile
Bad Checks	0	0
Curfew/Vagrancy	0	0
Disorderly Conduct	5	0
DUI	64	0
Drunkenness	10	0
Family-Non Violent	0	0
Liquor Law Violations	1	1
Peeping Tom	0	0
Trespass	3	0
All Other Offenses	19	1
<b>Total Group B</b>	<b>102</b>	<b>2</b>



OFFENSES



**CRIME IN  
TENNESSEE  
2016**

**OTHER  
POLICE  
DEPARTMENTS**

## Chattanooga Housing Authority - 2016

			Offenses		Arrests	
			Reported	Cleared	Adult	Juvenile
<b>2015 Population Estimate</b>	N/A	<b>TIBRS Group A Offenses</b>				
<b>Offense Overview</b>		<b>Crimes Against Persons</b>				
Offense Total	94	Murder	0	0	0	0
Number Cleared	93	Negligent Manslaughter	0	0	0	0
Percent Cleared	98.94 %	Negligent Vehicular Manslaughter	0	0	0	0
Group A Crimes per 100,000 population	N/A	Kidnapping/Abduction	0	0	0	0
		Forcible Rape	0	0	0	0
		Forcible Sodomy	0	0	0	0
		Sexual Assault W/Object	0	0	0	0
		Forcible Fondling	0	0	0	0
		Incest	0	0	0	0
		Statutory Rape	0	0	0	0
		Aggravated Assault	0	0	0	0
		Simple Assault	1	1	1	0
		Intimidation	0	0	0	0
		Stalking	0	0	0	0
		Commercial Sex Acts	0	0	0	0
		Involuntary Servitude	0	0	0	0
		<b>Crimes Against Property</b>				
		Arson	0	0	0	0
		Bribery	0	0	0	0
		Burglary	0	0	0	0
		Counterfeiting/Forgery	0	0	0	0
		Destruction/Damage/Vandalism	1	1	0	1
		Embezzlement	0	0	0	0
		Extortion/Blackmail	0	0	0	0
		Fraud - Computer Hacking/Invasion	0	0	0	0
		Fraud - Credit Card/ATM	0	0	0	0
		Fraud - False Pretenses	0	0	0	0
		Fraud - Identity Theft	0	0	0	0
		Fraud - Impersonation	0	0	0	0
		Fraud - Welfare	0	0	0	0
		Fraud - Wire	0	0	0	0
		Motor Vehicle Theft	0	0	0	0
		Robbery	0	0	0	0
		Stolen Property Offenses	0	0	0	0
		Theft - Pocket-picking	0	0	0	0
		Theft - Purse Snatching	0	0	0	0
		Theft - Shoplifting	0	0	0	0
		Theft From Building	0	0	0	0
		Theft From Coin Machine	0	0	0	0
		Theft From Motor Vehicle	0	0	0	0
		Theft of Motor Vehicle Parts	0	0	0	0
		Theft - All Other Larceny	0	0	0	0
		<b>Crimes Against Society</b>				
		Animal Cruelty	0	0	0	0
		Drug/Narcotic Violations	57	57	61	5
		Drug/Narcotic Equipment Violations	22	21	12	1
		Gambling - Betting/Wagering	0	0	0	0
		Gambling - Operating/Promoting	0	0	0	0
		Gambling - Equipment Violations	0	0	0	0
		Gambling - Sports Tampering	0	0	0	0
		Pornography/Obscene Material	0	0	0	0
		Prostitution	0	0	0	0
		Prostitution Assisting/Promoting	0	0	0	0
		Purchasing Prostitution	0	0	0	0
		Weapon Law Violations	13	13	3	5
		<b>Total Group A Offenses</b>	<b>94</b>	<b>93</b>	<b>77</b>	<b>12</b>
<b>Arrest Overview</b>						
Total Arrests	145					
Adult Arrests	125					
Juvenile Arrests	20					
Unknown Age	0					
Arrests per 100,000 population	N/A					
Average number offenses/incident	1.22					

Domestic Violence Victims		
Offense	Reported	Cleared
Murder	0	0
Aggravated Assault	0	0
Simple Assault	1	1
Intimidation	0	0
Stalking	0	0
Forcible Rape	0	0
Forcible Sodomy	0	0
Sexual Assault W/Object	0	0
Forcible Fondling	0	0
Incest	0	0
Statutory Rape	0	0
Kidnapping/Abduction	0	0
<b>Total</b>	<b>1</b>	<b>1</b>

TIBRS Group B Arrests		
Offense	Adult	Juvenile
Bad Checks	0	0
Curfew/Vagrancy	0	0
Disorderly Conduct	2	3
DUI	0	0
Drunkenness	1	0
Family-Non Violent	0	0
Liquor Law Violations	1	0
Peeping Tom	0	0
Trespass	33	4
All Other Offenses	11	1
<b>Total Group B</b>	<b>48</b>	<b>8</b>



# Chattanooga Metro Airport Public Safety Department - 2016

			Offenses		Arrests	
			Reported	Cleared	Adult	Juvenile
<b>2015 Population Estimate</b>	N/A	<b>TIBRS Group A Offenses</b>				
<b>Offense Overview</b>		<b>Crimes Against Persons</b>				
Offense Total	1	Murder	0	0	0	0
Number Cleared	0	Negligent Manslaughter	0	0	0	0
Percent Cleared	0.00 %	Negligent Vehicular Manslaughter	0	0	0	0
Group A Crimes per 100,000 population	N/A	Kidnapping/Abduction	0	0	0	0
		Forcible Rape	0	0	0	0
		Forcible Sodomy	0	0	0	0
		Sexual Assault W/Object	0	0	0	0
		Forcible Fondling	0	0	0	0
		Incest	0	0	0	0
		Statutory Rape	0	0	0	0
		Aggravated Assault	0	0	0	0
		Simple Assault	0	0	0	0
		Intimidation	0	0	0	0
		Stalking	0	0	0	0
		Commercial Sex Acts	0	0	0	0
		Involuntary Servitude	0	0	0	0
<b>Arrest Overview</b>		<b>Crimes Against Property</b>				
Total Arrests	1	Arson	0	0	0	0
Adult Arrests	1	Bribery	0	0	0	0
Juvenile Arrests	0	Burglary	1	0	0	0
Unknown Age	0	Counterfeiting/Forgery	0	0	0	0
Arrests per 100,000 population	N/A	Destruction/Damage/Vandalism	0	0	0	0
Average number offenses/incident	1.00	Embezzlement	0	0	0	0
		Extortion/Blackmail	0	0	0	0
		Fraud - Computer Hacking/Invasion	0	0	0	0
		Fraud - Credit Card/ATM	0	0	0	0
		Fraud - False Pretenses	0	0	0	0
		Fraud - Identity Theft	0	0	0	0
		Fraud - Impersonation	0	0	0	0
		Fraud - Welfare	0	0	0	0
		Fraud - Wire	0	0	0	0
		Motor Vehicle Theft	0	0	0	0
		Robbery	0	0	0	0
		Stolen Property Offenses	0	0	0	0
		Theft - Pocket-picking	0	0	0	0
		Theft - Purse Snatching	0	0	0	0
		Theft - Shoplifting	0	0	0	0
		Theft From Building	0	0	0	0
		Theft From Coin Machine	0	0	0	0
		Theft From Motor Vehicle	0	0	0	0
		Theft of Motor Vehicle Parts	0	0	0	0
		Theft - All Other Larceny	0	0	0	0
		<b>Crimes Against Society</b>				
		Animal Cruelty	0	0	0	0
		Drug/Narcotic Violations	0	0	0	0
		Drug/Narcotic Equipment Violations	0	0	0	0
		Gambling - Betting/Wagering	0	0	0	0
		Gambling - Operating/Promoting	0	0	0	0
		Gambling - Equipment Violations	0	0	0	0
		Gambling - Sports Tampering	0	0	0	0
		Pornography/Obscene Material	0	0	0	0
		Prostitution	0	0	0	0
		Prostitution Assisting/Promoting	0	0	0	0
		Purchasing Prostitution	0	0	0	0
		Weapon Law Violations	0	0	0	0
		<b>Total Group A Offenses</b>	<b>1</b>	<b>0</b>	<b>0</b>	<b>0</b>

Domestic Violence Victims		
Offense	Reported	Cleared
Murder	0	0
Aggravated Assault	0	0
Simple Assault	0	0
Intimidation	0	0
Stalking	0	0
Forcible Rape	0	0
Forcible Sodomy	0	0
Sexual Assault W/Object	0	0
Forcible Fondling	0	0
Incest	0	0
Statutory Rape	0	0
Kidnapping/Abduction	0	0
<b>Total</b>	<b>0</b>	<b>0</b>

TIBRS Group B Arrests		
Offense	Adult	Juvenile
Bad Checks	0	0
Curfew/Vagrancy	0	0
Disorderly Conduct	1	0
DUI	0	0
Drunkenness	0	0
Family-Non Violent	0	0
Liquor Law Violations	0	0
Peeping Tom	0	0
Trespass	0	0
All Other Offenses	0	0
<b>Total Group B</b>	<b>1</b>	<b>0</b>



## City of Dickson Park Ranger Office - 2016

2015 Population Estimate	N/A	TIBRS Group A Offenses	Offenses		Arrests	
			Reported	Cleared	Adult	Juvenile
<b>Offense Overview</b>		<b>Crimes Against Persons</b>				
Offense Total	0	Murder	0	0	0	0
Number Cleared	0	Negligent Manslaughter	0	0	0	0
Percent Cleared	0.00 %	Negligent Vehicular Manslaughter	0	0	0	0
Group A Crimes per 100,000 population	N/A	Kidnapping/Abduction	0	0	0	0
		Forcible Rape	0	0	0	0
		Forcible Sodomy	0	0	0	0
		Sexual Assault W/Object	0	0	0	0
		Forcible Fondling	0	0	0	0
		Incest	0	0	0	0
		Statutory Rape	0	0	0	0
		Aggravated Assault	0	0	0	0
		Simple Assault	0	0	0	0
		Intimidation	0	0	0	0
		Stalking	0	0	0	0
		Commercial Sex Acts	0	0	0	0
		Involuntary Servitude	0	0	0	0
		<b>Crimes Against Property</b>				
		Arson	0	0	0	0
		Bribery	0	0	0	0
		Burglary	0	0	0	0
		Counterfeiting/Forgery	0	0	0	0
		Destruction/Damage/Vandalism	0	0	0	0
		Embezzlement	0	0	0	0
		Extortion/Blackmail	0	0	0	0
		Fraud - Computer Hacking/Invasion	0	0	0	0
		Fraud - Credit Card/ATM	0	0	0	0
		Fraud - False Pretenses	0	0	0	0
		Fraud - Identity Theft	0	0	0	0
		Fraud - Impersonation	0	0	0	0
		Fraud - Welfare	0	0	0	0
		Fraud - Wire	0	0	0	0
		Motor Vehicle Theft	0	0	0	0
		Robbery	0	0	0	0
		Stolen Property Offenses	0	0	0	0
		Theft - Pocket-picking	0	0	0	0
		Theft - Purse Snatching	0	0	0	0
		Theft - Shoplifting	0	0	0	0
		Theft From Building	0	0	0	0
		Theft From Coin Machine	0	0	0	0
		Theft From Motor Vehicle	0	0	0	0
		Theft of Motor Vehicle Parts	0	0	0	0
		Theft - All Other Larceny	0	0	0	0
		<b>Crimes Against Society</b>				
		Animal Cruelty	0	0	0	0
		Drug/Narcotic Violations	0	0	0	0
		Drug/Narcotic Equipment Violations	0	0	0	0
		Gambling - Betting/Wagering	0	0	0	0
		Gambling - Operating/Promoting	0	0	0	0
		Gambling - Equipment Violations	0	0	0	0
		Gambling - Sports Tampering	0	0	0	0
		Pornography/Obscene Material	0	0	0	0
		Prostitution	0	0	0	0
		Prostitution Assisting/Promoting	0	0	0	0
		Purchasing Prostitution	0	0	0	0
		Weapon Law Violations	0	0	0	0
		<b>Total Group A Offenses</b>	<b>0</b>	<b>0</b>	<b>0</b>	<b>0</b>

Domestic Violence Victims		
Offense	Reported	Cleared
Murder	0	0
Aggravated Assault	0	0
Simple Assault	0	0
Intimidation	0	0
Stalking	0	0
Forcible Rape	0	0
Forcible Sodomy	0	0
Sexual Assault W/Object	0	0
Forcible Fondling	0	0
Incest	0	0
Statutory Rape	0	0
Kidnapping/Abduction	0	0
<b>Total</b>	<b>0</b>	<b>0</b>

TIBRS Group B Arrests		
Offense	Adult	Juvenile
Bad Checks	0	0
Curfew/Vagrancy	0	0
Disorderly Conduct	2	0
DUI	0	0
Drunkenness	0	0
Family-Non Violent	0	0
Liquor Law Violations	0	0
Peeping Tom	0	0
Trespass	0	0
All Other Offenses	0	0
<b>Total Group B</b>	<b>2</b>	<b>0</b>



# Jackson-Madison County Airport Authority - 2016

2015 Population Estimate	N/A	TIBRS Group A Offenses	Offenses		Arrests	
			Reported	Cleared	Adult	Juvenile
<b>Offense Overview</b>		<b>Crimes Against Persons</b>				
Offense Total	0	Murder	0	0	0	0
Number Cleared	0	Negligent Manslaughter	0	0	0	0
Percent Cleared	0.00 %	Negligent Vehicular Manslaughter	0	0	0	0
Group A Crimes per 100,000 population	N/A	Kidnapping/Abduction	0	0	0	0
		Forcible Rape	0	0	0	0
		Forcible Sodomy	0	0	0	0
		Sexual Assault W/Object	0	0	0	0
		Forcible Fondling	0	0	0	0
		Incest	0	0	0	0
		Statutory Rape	0	0	0	0
		Aggravated Assault	0	0	0	0
		Simple Assault	0	0	0	0
		Intimidation	0	0	0	0
		Stalking	0	0	0	0
		Commercial Sex Acts	0	0	0	0
		Involuntary Servitude	0	0	0	0
<b>Arrest Overview</b>		<b>Crimes Against Property</b>				
Total Arrests	0	Arson	0	0	0	0
Adult Arrests	0	Bribery	0	0	0	0
Juvenile Arrests	0	Burglary	0	0	0	0
Unknown Age	0	Counterfeiting/Forgery	0	0	0	0
Arrests per 100,000 population	N/A	Destruction/Damage/Vandalism	0	0	0	0
Average number offenses/incident	0.00	Embezzlement	0	0	0	0
		Extortion/Blackmail	0	0	0	0
		Fraud - Computer Hacking/Invasion	0	0	0	0
		Fraud - Credit Card/ATM	0	0	0	0
		Fraud - False Pretenses	0	0	0	0
		Fraud - Identity Theft	0	0	0	0
		Fraud - Impersonation	0	0	0	0
		Fraud - Welfare	0	0	0	0
		Fraud - Wire	0	0	0	0
		Motor Vehicle Theft	0	0	0	0
		Robbery	0	0	0	0
		Stolen Property Offenses	0	0	0	0
		Theft - Pocket-picking	0	0	0	0
		Theft - Purse Snatching	0	0	0	0
		Theft - Shoplifting	0	0	0	0
		Theft From Building	0	0	0	0
		Theft From Coin Machine	0	0	0	0
		Theft From Motor Vehicle	0	0	0	0
		Theft of Motor Vehicle Parts	0	0	0	0
		Theft - All Other Larceny	0	0	0	0
		<b>Crimes Against Society</b>				
		Animal Cruelty	0	0	0	0
		Drug/Narcotic Violations	0	0	0	0
		Drug/Narcotic Equipment Violations	0	0	0	0
		Gambling - Betting/Wagering	0	0	0	0
		Gambling - Operating/Promoting	0	0	0	0
		Gambling - Equipment Violations	0	0	0	0
		Gambling - Sports Tampering	0	0	0	0
		Pornography/Obscene Material	0	0	0	0
		Prostitution	0	0	0	0
		Prostitution Assisting/Promoting	0	0	0	0
		Purchasing Prostitution	0	0	0	0
		Weapon Law Violations	0	0	0	0
		<b>Total Group A Offenses</b>	<b>0</b>	<b>0</b>	<b>0</b>	<b>0</b>

Domestic Violence Victims		
Offense	Reported	Cleared
Murder	0	0
Aggravated Assault	0	0
Simple Assault	0	0
Intimidation	0	0
Stalking	0	0
Forcible Rape	0	0
Forcible Sodomy	0	0
Sexual Assault W/Object	0	0
Forcible Fondling	0	0
Incest	0	0
Statutory Rape	0	0
Kidnapping/Abduction	0	0
<b>Total</b>	<b>0</b>	<b>0</b>

TIBRS Group B Arrests		
Offense	Adult	Juvenile
Bad Checks	0	0
Curfew/Vagrancy	0	0
Disorderly Conduct	0	0
DUI	0	0
Drunkenness	0	0
Family-Non Violent	0	0
Liquor Law Violations	0	0
Peeping Tom	0	0
Trespass	0	0
All Other Offenses	0	0
<b>Total Group B</b>	<b>0</b>	<b>0</b>



## Knoxville Metro Airport Authority - 2016

2015 Population Estimate	N/A	TIBRS Group A Offenses	Offenses		Arrests	
			Reported	Cleared	Adult	Juvenile
<b>Offense Overview</b>		<b>Crimes Against Persons</b>				
Offense Total	53	Murder	0	0	0	0
Number Cleared	22	Negligent Manslaughter	0	0	0	0
Percent Cleared	41.51 %	Negligent Vehicular Manslaughter	0	0	0	0
Group A Crimes per 100,000 population	N/A	Kidnapping/Abduction	0	0	0	0
		Forcible Rape	0	0	0	0
		Forcible Sodomy	0	0	0	0
		Sexual Assault W/Object	0	0	0	0
		Forcible Fondling	0	0	0	0
		Incest	0	0	0	0
		Statutory Rape	0	0	0	0
		Aggravated Assault	2	1	1	0
		Simple Assault	0	0	0	0
		Intimidation	0	0	0	0
		Stalking	0	0	0	0
		Commercial Sex Acts	0	0	0	0
		Involuntary Servitude	0	0	0	0
		<b>Crimes Against Property</b>				
		Arson	0	0	0	0
		Bribery	0	0	0	0
		Burglary	0	0	0	0
		Counterfeiting/Forgery	0	0	0	0
		Destruction/Damage/Vandalism	7	0	0	0
		Embezzlement	0	0	0	0
		Extortion/Blackmail	0	0	0	0
		Fraud - Computer Hacking/Invasion	0	0	0	0
		Fraud - Credit Card/ATM	0	0	0	0
		Fraud - False Pretenses	8	0	0	0
		Fraud - Identity Theft	0	0	0	0
		Fraud - Impersonation	0	0	0	0
		Fraud - Welfare	0	0	0	0
		Fraud - Wire	0	0	0	0
		Motor Vehicle Theft	5	1	1	0
		Robbery	0	0	0	0
		Stolen Property Offenses	0	0	0	0
		Theft - Pocket-picking	0	0	0	0
		Theft - Purse Snatching	0	0	0	0
		Theft - Shoplifting	0	0	0	0
		Theft From Building	5	0	0	0
		Theft From Coin Machine	0	0	0	0
		Theft From Motor Vehicle	4	0	0	0
		Theft of Motor Vehicle Parts	0	0	0	0
		Theft - All Other Larceny	1	0	0	0
		<b>Crimes Against Society</b>				
		Animal Cruelty	0	0	0	0
		Drug/Narcotic Violations	3	2	2	0
		Drug/Narcotic Equipment Violations	0	0	0	0
		Gambling - Betting/Wagering	0	0	0	0
		Gambling - Operating/Promoting	0	0	0	0
		Gambling - Equipment Violations	0	0	0	0
		Gambling - Sports Tampering	0	0	0	0
		Pornography/Obscene Material	0	0	0	0
		Prostitution	0	0	0	0
		Prostitution Assisting/Promoting	0	0	0	0
		Purchasing Prostitution	0	0	0	0
		Weapon Law Violations	18	18	18	0
		<b>Total Group A Offenses</b>	<b>53</b>	<b>22</b>	<b>22</b>	<b>0</b>

Domestic Violence Victims		
Offense	Reported	Cleared
Murder	0	0
Aggravated Assault	1	1
Simple Assault	0	0
Intimidation	0	0
Stalking	0	0
Forcible Rape	0	0
Forcible Sodomy	0	0
Sexual Assault W/Object	0	0
Forcible Fondling	0	0
Incest	0	0
Statutory Rape	0	0
Kidnapping/Abduction	0	0
<b>Total</b>	<b>1</b>	<b>1</b>

TIBRS Group B Arrests		
Offense	Adult	Juvenile
Bad Checks	0	0
Curfew/Vagrancy	0	0
Disorderly Conduct	0	0
DUI	1	0
Drunkenness	11	0
Family-Non Violent	0	0
Liquor Law Violations	0	0
Peeping Tom	0	0
Trespass	0	0
All Other Offenses	0	0
<b>Total Group B</b>	<b>12</b>	<b>0</b>



# Memphis Shelby County Airport Authority Police - 2016

2015 Population Estimate	N/A	TIBRS Group A Offenses	Offenses		Arrests	
			Reported	Cleared	Adult	Juvenile
<b>Offense Overview</b>		<b>Crimes Against Persons</b>				
Offense Total	350	Murder	0	0	0	0
Number Cleared	78	Negligent Manslaughter	0	0	0	0
Percent Cleared	22.29 %	Negligent Vehicular Manslaughter	0	0	0	0
Group A Crimes per 100,000 population	N/A	Kidnapping/Abduction	0	0	0	0
		Forcible Rape	0	0	0	0
		Forcible Sodomy	0	0	0	0
		Sexual Assault W/Object	0	0	0	0
		Forcible Fondling	0	0	0	0
		Incest	0	0	0	0
<b>Arrest Overview</b>		Statutory Rape	0	0	0	0
Total Arrests	89	Aggravated Assault	0	0	0	0
Adult Arrests	89	Simple Assault	11	4	4	0
Juvenile Arrests	0	Intimidation	4	1	1	0
Unknown Age	0	Stalking	0	0	0	0
Arrests per 100,000 population	N/A	Commercial Sex Acts	0	0	0	0
Average number offenses/incident	1.03	Involuntary Servitude	0	0	0	0
		<b>Crimes Against Property</b>				
		Arson	0	0	0	0
		Bribery	0	0	0	0
		Burglary	1	0	0	0
		Counterfeiting/Forgery	1	0	0	0
		Destruction/Damage/Vandalism	26	2	2	0
		Embezzlement	10	8	8	0
		Extortion/Blackmail	0	0	0	0
		Fraud - Computer Hacking/Invasion	0	0	0	0
		Fraud - Credit Card/ATM	1	0	0	0
		Fraud - False Pretenses	3	0	0	0
		Fraud - Identity Theft	0	0	0	0
		Fraud - Impersonation	0	0	0	0
		Fraud - Welfare	0	0	0	0
		Fraud - Wire	0	0	0	0
		Motor Vehicle Theft	120	1	1	0
		Robbery	0	0	0	0
		Stolen Property Offenses	0	0	0	0
		Theft - Pocket-picking	1	0	0	0
		Theft - Purse Snatching	0	0	0	0
		Theft - Shoplifting	0	0	0	0
		Theft From Building	32	2	2	0
		Theft From Coin Machine	0	0	0	0
		Theft From Motor Vehicle	29	0	0	0
		Theft of Motor Vehicle Parts	13	0	0	0
		Theft - All Other Larceny	29	1	1	0
		<b>Crimes Against Society</b>				
		Animal Cruelty	0	0	0	0
		Drug/Narcotic Violations	18	13	12	0
		Drug/Narcotic Equipment Violations	3	1	0	0
		Gambling - Betting/Wagering	0	0	0	0
		Gambling - Operating/Promoting	0	0	0	0
		Gambling - Equipment Violations	0	0	0	0
		Gambling - Sports Tampering	0	0	0	0
		Pornography/Obscene Material	0	0	0	0
		Prostitution	0	0	0	0
		Prostitution Assisting/Promoting	0	0	0	0
		Purchasing Prostitution	0	0	0	0
		Weapon Law Violations	48	45	45	0
		<b>Total Group A Offenses</b>	<b>350</b>	<b>78</b>	<b>76</b>	<b>0</b>

Domestic Violence Victims		
Offense	Reported	Cleared
Murder	0	0
Aggravated Assault	0	0
Simple Assault	1	1
Intimidation	1	1
Stalking	0	0
Forcible Rape	0	0
Forcible Sodomy	0	0
Sexual Assault W/Object	0	0
Forcible Fondling	0	0
Incest	0	0
Statutory Rape	0	0
Kidnapping/Abduction	0	0
<b>Total</b>	<b>2</b>	<b>2</b>

TIBRS Group B Arrests		
Offense	Adult	Juvenile
Bad Checks	0	0
Curfew/Vagrancy	0	0
Disorderly Conduct	0	0
DUI	3	0
Drunkenness	3	0
Family-Non Violent	0	0
Liquor Law Violations	0	0
Peeping Tom	0	0
Trespass	7	0
All Other Offenses	0	0
<b>Total Group B</b>	<b>13</b>	<b>0</b>





## Nashville Metro Airport Police Department - 2016

2015 Population Estimate	N/A	TIBRS Group A Offenses	Offenses		Arrests	
			Reported	Cleared	Adult	Juvenile
<b>Offense Overview</b>		<b>Crimes Against Persons</b>				
Offense Total	284	Murder	0	0	0	0
Number Cleared	177	Negligent Manslaughter	0	0	0	0
Percent Cleared	62.32 %	Negligent Vehicular Manslaughter	0	0	0	0
Group A Crimes per 100,000 population	N/A	Kidnapping/Abduction	0	0	0	0
		Forcible Rape	0	0	0	0
		Forcible Sodomy	0	0	0	0
		Sexual Assault W/Object	0	0	0	0
		Forcible Fondling	0	0	0	0
		Incest	0	0	0	0
		Statutory Rape	0	0	0	0
		Aggravated Assault	2	2	2	0
		Simple Assault	12	11	8	0
		Intimidation	2	2	1	0
		Stalking	0	0	0	0
		Commercial Sex Acts	0	0	0	0
		Involuntary Servitude	0	0	0	0
		<b>Crimes Against Property</b>				
		Arson	0	0	0	0
		Bribery	0	0	0	0
		Burglary	2	0	0	0
		Counterfeiting/Forgery	0	0	0	0
		Destruction/Damage/Vandalism	8	1	0	0
		Embezzlement	3	3	3	0
		Extortion/Blackmail	0	0	0	0
		Fraud - Computer Hacking/Invasion	0	0	0	0
		Fraud - Credit Card/ATM	8	4	3	0
		Fraud - False Pretenses	26	7	3	0
		Fraud - Identity Theft	1	0	0	0
		Fraud - Impersonation	2	1	1	0
		Fraud - Welfare	0	0	0	0
		Fraud - Wire	0	0	0	0
		Motor Vehicle Theft	23	10	9	0
		Robbery	0	0	0	0
		Stolen Property Offenses	0	0	0	0
		Theft - Pocket-picking	0	0	0	0
		Theft - Purse Snatching	0	0	0	0
		Theft - Shoplifting	5	3	1	0
		Theft From Building	39	11	8	0
		Theft From Coin Machine	0	0	0	0
		Theft From Motor Vehicle	7	2	1	0
		Theft of Motor Vehicle Parts	16	0	0	0
		Theft - All Other Larceny	6	3	1	1
		<b>Crimes Against Society</b>				
		Animal Cruelty	0	0	0	0
		Drug/Narcotic Violations	28	24	22	0
		Drug/Narcotic Equipment Violations	13	13	6	0
		Gambling - Betting/Wagering	0	0	0	0
		Gambling - Operating/Promoting	0	0	0	0
		Gambling - Equipment Violations	0	0	0	0
		Gambling - Sports Tampering	0	0	0	0
		Pornography/Obscene Material	0	0	0	0
		Prostitution	0	0	0	0
		Prostitution Assisting/Promoting	0	0	0	0
		Purchasing Prostitution	0	0	0	0
		Weapon Law Violations	81	80	19	0
		<b>Total Group A Offenses</b>	<b>284</b>	<b>177</b>	<b>88</b>	<b>1</b>

Domestic Violence Victims		
Offense	Reported	Cleared
Murder	0	0
Aggravated Assault	0	0
Simple Assault	4	4
Intimidation	0	0
Stalking	0	0
Forcible Rape	0	0
Forcible Sodomy	0	0
Sexual Assault W/Object	0	0
Forcible Fondling	0	0
Incest	0	0
Statutory Rape	0	0
Kidnapping/Abduction	0	0
<b>Total</b>	<b>4</b>	<b>4</b>

TIBRS Group B Arrests		
Offense	Adult	Juvenile
Bad Checks	0	0
Curfew/Vagrancy	0	0
Disorderly Conduct	9	0
DUI	18	0
Drunkenness	18	0
Family-Non Violent	0	0
Liquor Law Violations	0	0
Peeping Tom	0	0
Trespass	0	0
All Other Offenses	6	0
<b>Total Group B</b>	<b>51</b>	<b>0</b>



## Tri-Cities Airport Public Safety Department - 2016

2015 Population Estimate	N/A	TIBRS Group A Offenses	Offenses		Arrests	
			Reported	Cleared	Adult	Juvenile
<b>Offense Overview</b>		<b>Crimes Against Persons</b>				
Offense Total	3	Murder	0	0	0	0
Number Cleared	3	Negligent Manslaughter	0	0	0	0
Percent Cleared	100.00 %	Negligent Vehicular Manslaughter	0	0	0	0
Group A Crimes per 100,000 population	N/A	Kidnapping/Abduction	0	0	0	0
		Forcible Rape	0	0	0	0
		Forcible Sodomy	0	0	0	0
		Sexual Assault W/Object	0	0	0	0
		Forcible Fondling	0	0	0	0
		Incest	0	0	0	0
		Statutory Rape	0	0	0	0
		Aggravated Assault	0	0	0	0
		Simple Assault	0	0	0	0
		Intimidation	0	0	0	0
		Stalking	0	0	0	0
		Commercial Sex Acts	0	0	0	0
		Involuntary Servitude	0	0	0	0
<b>Arrest Overview</b>		<b>Crimes Against Property</b>				
Total Arrests	3	Arson	0	0	0	0
Adult Arrests	3	Bribery	0	0	0	0
Juvenile Arrests	0	Burglary	0	0	0	0
Unknown Age	0	Counterfeiting/Forgery	0	0	0	0
Arrests per 100,000 population	N/A	Destruction/Damage/Vandalism	0	0	0	0
Average number offenses/incident	1.00	Embezzlement	0	0	0	0
		Extortion/Blackmail	0	0	0	0
		Fraud - Computer Hacking/Invasion	0	0	0	0
		Fraud - Credit Card/ATM	0	0	0	0
		Fraud - False Pretenses	0	0	0	0
		Fraud - Identity Theft	0	0	0	0
		Fraud - Impersonation	0	0	0	0
		Fraud - Welfare	0	0	0	0
		Fraud - Wire	0	0	0	0
		Motor Vehicle Theft	0	0	0	0
		Robbery	0	0	0	0
		Stolen Property Offenses	0	0	0	0
		Theft - Pocket-picking	0	0	0	0
		Theft - Purse Snatching	0	0	0	0
		Theft - Shoplifting	0	0	0	0
		Theft From Building	0	0	0	0
		Theft From Coin Machine	0	0	0	0
		Theft From Motor Vehicle	0	0	0	0
		Theft of Motor Vehicle Parts	0	0	0	0
		Theft - All Other Larceny	0	0	0	0
		<b>Crimes Against Society</b>				
		Animal Cruelty	0	0	0	0
		Drug/Narcotic Violations	1	1	1	0
		Drug/Narcotic Equipment Violations	0	0	0	0
		Gambling - Betting/Wagering	0	0	0	0
		Gambling - Operating/Promoting	0	0	0	0
		Gambling - Equipment Violations	0	0	0	0
		Gambling - Sports Tampering	0	0	0	0
		Pornography/Obscene Material	0	0	0	0
		Prostitution	0	0	0	0
		Prostitution Assisting/Promoting	0	0	0	0
		Purchasing Prostitution	0	0	0	0
		Weapon Law Violations	2	2	2	0
		<b>Total Group A Offenses</b>	<b>3</b>	<b>3</b>	<b>3</b>	<b>0</b>

Domestic Violence Victims		
Offense	Reported	Cleared
Murder	0	0
Aggravated Assault	0	0
Simple Assault	0	0
Intimidation	0	0
Stalking	0	0
Forcible Rape	0	0
Forcible Sodomy	0	0
Sexual Assault W/Object	0	0
Forcible Fondling	0	0
Incest	0	0
Statutory Rape	0	0
Kidnapping/Abduction	0	0
<b>Total</b>	<b>0</b>	<b>0</b>

TIBRS Group B Arrests		
Offense	Adult	Juvenile
Bad Checks	0	0
Curfew/Vagrancy	0	0
Disorderly Conduct	0	0
DUI	0	0
Drunkenness	0	0
Family-Non Violent	0	0
Liquor Law Violations	0	0
Peeping Tom	0	0
Trespass	0	0
All Other Offenses	0	0
<b>Total Group B</b>	<b>0</b>	<b>0</b>





# CRIME IN TENNESSEE 2016

# COLLEGES & UNIVERSITIES

# Austin Peay State University - 2016

2015 Population Estimate	N/A	TIBRS Group A Offenses	Offenses		Arrests	
			Reported	Cleared	Adult	Juvenile
<b>Offense Overview</b>		<b>Crimes Against Persons</b>				
Offense Total	175	Murder	0	0	0	0
Number Cleared	85	Negligent Manslaughter	0	0	0	0
Percent Cleared	48.57 %	Negligent Vehicular Manslaughter	0	0	0	0
Group A Crimes per 100,000 population	N/A	Kidnapping/Abduction	2	2	3	0
		Forcible Rape	1	0	0	0
		Forcible Sodomy	0	0	0	0
		Sexual Assault W/Object	0	0	0	0
		Forcible Fondling	1	0	0	0
		Incest	0	0	0	0
		Statutory Rape	0	0	0	0
		Aggravated Assault	1	1	1	0
		Simple Assault	18	14	12	0
		Intimidation	7	6	6	0
		Stalking	4	2	2	0
		Commercial Sex Acts	0	0	0	0
		Involuntary Servitude	0	0	0	0
		<b>Crimes Against Property</b>				
		Arson	0	0	0	0
		Bribery	0	0	0	0
		Burglary	4	1	2	0
		Counterfeiting/Forgery	3	1	1	0
		Destruction/Damage/Vandalism	27	4	6	0
		Embezzlement	0	0	0	0
		Extortion/Blackmail	0	0	0	0
		Fraud - Computer Hacking/Invasion	0	0	0	0
		Fraud - Credit Card/ATM	1	0	0	0
		Fraud - False Pretenses	1	0	0	0
		Fraud - Identity Theft	0	0	0	0
		Fraud - Impersonation	1	1	1	0
		Fraud - Welfare	0	0	0	0
		Fraud - Wire	0	0	0	0
		Motor Vehicle Theft	0	0	0	0
		Robbery	3	2	2	0
		Stolen Property Offenses	0	0	0	0
		Theft - Pocket-picking	0	0	0	0
		Theft - Purse Snatching	0	0	0	0
		Theft - Shoplifting	3	1	1	0
		Theft From Building	36	5	5	0
		Theft From Coin Machine	0	0	0	0
		Theft From Motor Vehicle	14	0	0	0
		Theft of Motor Vehicle Parts	0	0	0	0
		Theft - All Other Larceny	5	2	2	0
		<b>Crimes Against Society</b>				
		Animal Cruelty	0	0	0	0
		Drug/Narcotic Violations	29	29	30	4
		Drug/Narcotic Equipment Violations	14	14	8	0
		Gambling - Betting/Wagering	0	0	0	0
		Gambling - Operating/Promoting	0	0	0	0
		Gambling - Equipment Violations	0	0	0	0
		Gambling - Sports Tampering	0	0	0	0
		Pornography/Obscene Material	0	0	0	0
		Prostitution	0	0	0	0
		Prostitution Assisting/Promoting	0	0	0	0
		Purchasing Prostitution	0	0	0	0
		Weapon Law Violations	0	0	0	0
		<b>Total Group A Offenses</b>	<b>175</b>	<b>85</b>	<b>82</b>	<b>4</b>
<b>Arrest Overview</b>						
Total Arrests	120					
Adult Arrests	116					
Juvenile Arrests	4					
Unknown Age	0					
Arrests per 100,000 population	N/A					
Average number offenses/incident	1.13					

Domestic Violence Victims		
Offense	Reported	Cleared
Murder	0	0
Aggravated Assault	0	0
Simple Assault	13	10
Intimidation	1	1
Stalking	0	0
Forcible Rape	1	0
Forcible Sodomy	0	0
Sexual Assault W/Object	0	0
Forcible Fondling	0	0
Incest	0	0
Statutory Rape	0	0
Kidnapping/Abduction	1	1
<b>Total</b>	<b>16</b>	<b>12</b>

TIBRS Group B Arrests		
Offense	Adult	Juvenile
Bad Checks	0	0
Curfew/Vagrancy	0	0
Disorderly Conduct	1	0
DUI	3	0
Drunkenness	3	0
Family-Non Violent	0	0
Liquor Law Violations	19	0
Peeping Tom	0	0
Trespass	6	0
All Other Offenses	2	0
<b>Total Group B</b>	<b>34</b>	<b>0</b>



# Chattanooga State Community College - 2016

2015 Population Estimate	N/A	TIBRS Group A Offenses	Offenses		Arrests	
			Reported	Cleared	Adult	Juvenile
<b>Offense Overview</b>		<b>Crimes Against Persons</b>				
Offense Total	31	Murder	0	0	0	0
Number Cleared	5	Negligent Manslaughter	0	0	0	0
Percent Cleared	16.13 %	Negligent Vehicular Manslaughter	0	0	0	0
Group A Crimes per 100,000 population	N/A	Kidnapping/Abduction	0	0	0	0
		Forcible Rape	0	0	0	0
		Forcible Sodomy	0	0	0	0
		Sexual Assault W/Object	0	0	0	0
		Forcible Fondling	1	1	0	0
		Incest	0	0	0	0
		Statutory Rape	0	0	0	0
		Aggravated Assault	1	1	1	0
		Simple Assault	2	1	0	0
		Intimidation	4	0	0	0
		Stalking	4	2	1	0
		Commercial Sex Acts	0	0	0	0
		Involuntary Servitude	0	0	0	0
		<b>Crimes Against Property</b>				
		Arson	0	0	0	0
		Bribery	0	0	0	0
		Burglary	1	0	0	0
		Counterfeiting/Forgery	0	0	0	0
		Destruction/Damage/Vandalism	6	0	0	0
		Embezzlement	0	0	0	0
		Extortion/Blackmail	0	0	0	0
		Fraud - Computer Hacking/Invasion	0	0	0	0
		Fraud - Credit Card/ATM	0	0	0	0
		Fraud - False Pretenses	0	0	0	0
		Fraud - Identity Theft	0	0	0	0
		Fraud - Impersonation	0	0	0	0
		Fraud - Welfare	0	0	0	0
		Fraud - Wire	0	0	0	0
		Motor Vehicle Theft	0	0	0	0
		Robbery	0	0	0	0
		Stolen Property Offenses	0	0	0	0
		Theft - Pocket-picking	0	0	0	0
		Theft - Purse Snatching	0	0	0	0
		Theft - Shoplifting	0	0	0	0
		Theft From Building	10	0	0	0
		Theft From Coin Machine	0	0	0	0
		Theft From Motor Vehicle	1	0	0	0
		Theft of Motor Vehicle Parts	0	0	0	0
		Theft - All Other Larceny	1	0	0	0
		<b>Crimes Against Society</b>				
		Animal Cruelty	0	0	0	0
		Drug/Narcotic Violations	0	0	0	0
		Drug/Narcotic Equipment Violations	0	0	0	0
		Gambling - Betting/Wagering	0	0	0	0
		Gambling - Operating/Promoting	0	0	0	0
		Gambling - Equipment Violations	0	0	0	0
		Gambling - Sports Tampering	0	0	0	0
		Pornography/Obscene Material	0	0	0	0
		Prostitution	0	0	0	0
		Prostitution Assisting/Promoting	0	0	0	0
		Purchasing Prostitution	0	0	0	0
		Weapon Law Violations	0	0	0	0
		<b>Total Group A Offenses</b>	<b>31</b>	<b>5</b>	<b>2</b>	<b>0</b>

Domestic Violence Victims		
Offense	Reported	Cleared
Murder	0	0
Aggravated Assault	0	0
Simple Assault	1	0
Intimidation	1	0
Stalking	1	1
Forcible Rape	0	0
Forcible Sodomy	0	0
Sexual Assault W/Object	0	0
Forcible Fondling	0	0
Incest	0	0
Statutory Rape	0	0
Kidnapping/Abduction	0	0
<b>Total</b>	<b>3</b>	<b>1</b>

TIBRS Group B Arrests		
Offense	Adult	Juvenile
Bad Checks	0	0
Curfew/Vagrancy	0	0
Disorderly Conduct	1	0
DUI	1	0
Drunkenness	1	0
Family-Non Violent	1	0
Liquor Law Violations	0	0
Peeping Tom	0	0
Trespass	1	0
All Other Offenses	3	0
<b>Total Group B</b>	<b>8</b>	<b>0</b>



# Christian Brothers University - Campus Police and Safety - 2016

			Offenses		Arrests	
			Reported	Cleared	Adult	Juvenile
<b>2015 Population Estimate</b>	N/A	<b>TIBRS Group A Offenses</b>				
<b>Offense Overview</b>		<b>Crimes Against Persons</b>				
Offense Total	53	Murder	0	0	0	0
Number Cleared	8	Negligent Manslaughter	0	0	0	0
Percent Cleared	15.09 %	Negligent Vehicular Manslaughter	0	0	0	0
Group A Crimes per 100,000 population	N/A	Kidnapping/Abduction	0	0	0	0
		Forcible Rape	0	0	0	0
		Forcible Sodomy	0	0	0	0
		Sexual Assault W/Object	0	0	0	0
		Forcible Fondling	0	0	0	0
		Incest	0	0	0	0
		Statutory Rape	0	0	0	0
		Aggravated Assault	1	1	0	0
		Simple Assault	4	2	2	0
		Intimidation	1	0	0	0
		Stalking	2	0	0	0
		Commercial Sex Acts	0	0	0	0
		Involuntary Servitude	0	0	0	0
		<b>Crimes Against Property</b>				
		Arson	0	0	0	0
		Bribery	0	0	0	0
		Burglary	1	0	0	0
		Counterfeiting/Forgery	0	0	0	0
		Destruction/Damage/Vandalism	16	0	0	0
		Embezzlement	0	0	0	0
		Extortion/Blackmail	0	0	0	0
		Fraud - Computer Hacking/Invasion	0	0	0	0
		Fraud - Credit Card/ATM	0	0	0	0
		Fraud - False Pretenses	0	0	0	0
		Fraud - Identity Theft	0	0	0	0
		Fraud - Impersonation	0	0	0	0
		Fraud - Welfare	0	0	0	0
		Fraud - Wire	0	0	0	0
		Motor Vehicle Theft	0	0	0	0
		Robbery	0	0	0	0
		Stolen Property Offenses	0	0	0	0
		Theft - Pocket-picking	0	0	0	0
		Theft - Purse Snatching	0	0	0	0
		Theft - Shoplifting	0	0	0	0
		Theft From Building	12	0	0	0
		Theft From Coin Machine	0	0	0	0
		Theft From Motor Vehicle	12	3	3	0
		Theft of Motor Vehicle Parts	0	0	0	0
		Theft - All Other Larceny	2	0	0	0
		<b>Crimes Against Society</b>				
		Animal Cruelty	0	0	0	0
		Drug/Narcotic Violations	1	1	1	0
		Drug/Narcotic Equipment Violations	1	1	1	0
		Gambling - Betting/Wagering	0	0	0	0
		Gambling - Operating/Promoting	0	0	0	0
		Gambling - Equipment Violations	0	0	0	0
		Gambling - Sports Tampering	0	0	0	0
		Pornography/Obscene Material	0	0	0	0
		Prostitution	0	0	0	0
		Prostitution Assisting/Promoting	0	0	0	0
		Purchasing Prostitution	0	0	0	0
		Weapon Law Violations	0	0	0	0
		<b>Total Group A Offenses</b>	<b>53</b>	<b>8</b>	<b>7</b>	<b>0</b>
<b>Arrest Overview</b>						
Total Arrests	10					
Adult Arrests	10					
Juvenile Arrests	0					
Unknown Age	0					
Arrests per 100,000 population	N/A					
Average number offenses/incident	1.00					

Domestic Violence Victims		
Offense	Reported	Cleared
Murder	0	0
Aggravated Assault	0	0
Simple Assault	0	0
Intimidation	0	0
Stalking	0	0
Forcible Rape	0	0
Forcible Sodomy	0	0
Sexual Assault W/Object	0	0
Forcible Fondling	0	0
Incest	0	0
Statutory Rape	0	0
Kidnapping/Abduction	0	0
<b>Total</b>	<b>0</b>	<b>0</b>

TIBRS Group B Arrests		
Offense	Adult	Juvenile
Bad Checks	0	0
Curfew/Vagrancy	0	0
Disorderly Conduct	0	0
DUI	0	0
Drunkenness	2	0
Family-Non Violent	0	0
Liquor Law Violations	0	0
Peeping Tom	0	0
Trespass	1	0
All Other Offenses	0	0
<b>Total Group B</b>	<b>3</b>	<b>0</b>



# Cleveland State Community College - 2016

			Offenses		Arrests	
			Reported	Cleared	Adult	Juvenile
<b>2015 Population Estimate</b>	N/A	<b>TIBRS Group A Offenses</b>				
<b>Offense Overview</b>		<b>Crimes Against Persons</b>				
Offense Total	1	Murder	0	0	0	0
Number Cleared	0	Negligent Manslaughter	0	0	0	0
Percent Cleared	0.00 %	Negligent Vehicular Manslaughter	0	0	0	0
Group A Crimes per 100,000 population	N/A	Kidnapping/Abduction	0	0	0	0
		Forcible Rape	0	0	0	0
		Forcible Sodomy	0	0	0	0
		Sexual Assault W/Object	0	0	0	0
		Forcible Fondling	1	0	0	0
		Incest	0	0	0	0
		Statutory Rape	0	0	0	0
		Aggravated Assault	0	0	0	0
		Simple Assault	0	0	0	0
		Intimidation	0	0	0	0
		Stalking	0	0	0	0
		Commercial Sex Acts	0	0	0	0
		Involuntary Servitude	0	0	0	0
		<b>Crimes Against Property</b>				
		Arson	0	0	0	0
		Bribery	0	0	0	0
		Burglary	0	0	0	0
		Counterfeiting/Forgery	0	0	0	0
		Destruction/Damage/Vandalism	0	0	0	0
		Embezzlement	0	0	0	0
		Extortion/Blackmail	0	0	0	0
		Fraud - Computer Hacking/Invasion	0	0	0	0
		Fraud - Credit Card/ATM	0	0	0	0
		Fraud - False Pretenses	0	0	0	0
		Fraud - Identity Theft	0	0	0	0
		Fraud - Impersonation	0	0	0	0
		Fraud - Welfare	0	0	0	0
		Fraud - Wire	0	0	0	0
		Motor Vehicle Theft	0	0	0	0
		Robbery	0	0	0	0
		Stolen Property Offenses	0	0	0	0
		Theft - Pocket-picking	0	0	0	0
		Theft - Purse Snatching	0	0	0	0
		Theft - Shoplifting	0	0	0	0
		Theft From Building	0	0	0	0
		Theft From Coin Machine	0	0	0	0
		Theft From Motor Vehicle	0	0	0	0
		Theft of Motor Vehicle Parts	0	0	0	0
		Theft - All Other Larceny	0	0	0	0
		<b>Crimes Against Society</b>				
		Animal Cruelty	0	0	0	0
		Drug/Narcotic Violations	0	0	0	0
		Drug/Narcotic Equipment Violations	0	0	0	0
		Gambling - Betting/Wagering	0	0	0	0
		Gambling - Operating/Promoting	0	0	0	0
		Gambling - Equipment Violations	0	0	0	0
		Gambling - Sports Tampering	0	0	0	0
		Pornography/Obscene Material	0	0	0	0
		Prostitution	0	0	0	0
		Prostitution Assisting/Promoting	0	0	0	0
		Purchasing Prostitution	0	0	0	0
		Weapon Law Violations	0	0	0	0
		<b>Total Group A Offenses</b>	<b>1</b>	<b>0</b>	<b>0</b>	<b>0</b>

<b>Domestic Violence Victims</b>				
Offense	Reported	Cleared		
Murder	0	0		
Aggravated Assault	0	0		
Simple Assault	0	0		
Intimidation	0	0		
Stalking	0	0		
Forcible Rape	0	0		
Forcible Sodomy	0	0		
Sexual Assault W/Object	0	0		
Forcible Fondling	0	0		
Incest	0	0		
Statutory Rape	0	0		
Kidnapping/Abduction	0	0		
<b>Total</b>	<b>0</b>	<b>0</b>		

<b>TIBRS Group B Arrests</b>				
Offense	Adult	Juvenile		
Bad Checks	0	0		
Curfew/Vagrancy	0	0		
Disorderly Conduct	1	0		
DUI	0	0		
Drunkenness	0	0		
Family-Non Violent	0	0		
Liquor Law Violations	0	0		
Peeping Tom	0	0		
Trespass	0	0		
All Other Offenses	1	0		
<b>Total Group B</b>	<b>2</b>	<b>0</b>		



2015 Population Estimate	N/A	TIBRS Group A Offenses	Offenses		Arrests	
			Reported	Cleared	Adult	Juvenile
<b>Offense Overview</b>		<b>Crimes Against Persons</b>				
Offense Total	227	Murder	0	0	0	0
Number Cleared	76	Negligent Manslaughter	0	0	0	0
Percent Cleared	33.48 %	Negligent Vehicular Manslaughter	0	0	0	0
Group A Crimes per 100,000 population	N/A	Kidnapping/Abduction	3	2	2	0
		Forcible Rape	1	1	0	0
		Forcible Sodomy	1	0	0	0
		Sexual Assault W/Object	0	0	0	0
		Forcible Fondling	2	1	0	0
		Incest	0	0	0	0
		Statutory Rape	1	1	1	0
		Aggravated Assault	3	3	1	0
		Simple Assault	16	10	3	0
		Intimidation	8	3	3	0
		Stalking	1	0	0	0
		Commercial Sex Acts	0	0	0	0
		Involuntary Servitude	0	0	0	0
		<b>Crimes Against Property</b>				
		Arson	0	0	0	0
		Bribery	0	0	0	0
		Burglary	4	0	0	0
		Counterfeiting/Forgery	2	0	0	0
		Destruction/Damage/Vandalism	52	3	2	0
		Embezzlement	0	0	0	0
		Extortion/Blackmail	1	0	0	0
		Fraud - Computer Hacking/Invasion	1	0	0	0
		Fraud - Credit Card/ATM	0	0	0	0
		Fraud - False Pretenses	0	0	0	0
		Fraud - Identity Theft	0	0	0	0
		Fraud - Impersonation	3	1	1	0
		Fraud - Welfare	0	0	0	0
		Fraud - Wire	0	0	0	0
		Motor Vehicle Theft	1	0	0	0
		Robbery	4	2	4	0
		Stolen Property Offenses	0	0	0	0
		Theft - Pocket-picking	0	0	0	0
		Theft - Purse Snatching	0	0	0	0
		Theft - Shoplifting	0	0	0	0
		Theft From Building	49	4	3	0
		Theft From Coin Machine	0	0	0	0
		Theft From Motor Vehicle	9	1	1	0
		Theft of Motor Vehicle Parts	2	1	1	0
		Theft - All Other Larceny	9	0	0	0
		<b>Crimes Against Society</b>				
		Animal Cruelty	0	0	0	0
		Drug/Narcotic Violations	22	18	16	1
		Drug/Narcotic Equipment Violations	27	21	14	1
		Gambling - Betting/Wagering	0	0	0	0
		Gambling - Operating/Promoting	0	0	0	0
		Gambling - Equipment Violations	0	0	0	0
		Gambling - Sports Tampering	0	0	0	0
		Pornography/Obscene Material	0	0	0	0
		Prostitution	0	0	0	0
		Prostitution Assisting/Promoting	0	0	0	0
		Purchasing Prostitution	0	0	0	0
		Weapon Law Violations	5	4	2	0
		<b>Total Group A Offenses</b>	<b>227</b>	<b>76</b>	<b>54</b>	<b>2</b>

Domestic Violence Victims		
Offense	Reported	Cleared
Murder	0	0
Aggravated Assault	0	0
Simple Assault	5	4
Intimidation	0	0
Stalking	1	0
Forcible Rape	0	0
Forcible Sodomy	0	0
Sexual Assault W/Object	0	0
Forcible Fondling	0	0
Incest	0	0
Statutory Rape	1	1
Kidnapping/Abduction	2	2
<b>Total</b>	<b>9</b>	<b>7</b>

TIBRS Group B Arrests		
Offense	Adult	Juvenile
Bad Checks	0	0
Curfew/Vagrancy	0	0
Disorderly Conduct	3	1
DUI	9	0
Drunkenness	2	0
Family-Non Violent	0	0
Liquor Law Violations	27	0
Peeping Tom	0	0
Trespass	3	0
All Other Offenses	3	0
<b>Total Group B</b>	<b>47</b>	<b>1</b>





# Jackson State Community College - 2016

2015 Population Estimate	N/A	TIBRS Group A Offenses	Offenses		Arrests	
			Reported	Cleared	Adult	Juvenile
<b>Offense Overview</b>		<b>Crimes Against Persons</b>				
Offense Total	2	Murder	0	0	0	0
Number Cleared	2	Negligent Manslaughter	0	0	0	0
Percent Cleared	100.00 %	Negligent Vehicular Manslaughter	0	0	0	0
Group A Crimes per 100,000 population	N/A	Kidnapping/Abduction	0	0	0	0
		Forcible Rape	0	0	0	0
		Forcible Sodomy	0	0	0	0
		Sexual Assault W/Object	0	0	0	0
		Forcible Fondling	0	0	0	0
		Incest	0	0	0	0
		Statutory Rape	0	0	0	0
		Aggravated Assault	0	0	0	0
		Simple Assault	0	0	0	0
		Intimidation	0	0	0	0
		Stalking	0	0	0	0
		Commercial Sex Acts	0	0	0	0
		Involuntary Servitude	0	0	0	0
<b>Arrest Overview</b>		<b>Crimes Against Property</b>				
Total Arrests	2	Arson	0	0	0	0
Adult Arrests	2	Bribery	0	0	0	0
Juvenile Arrests	0	Burglary	0	0	0	0
Unknown Age	0	Counterfeiting/Forgery	0	0	0	0
Arrests per 100,000 population	N/A	Destruction/Damage/Vandalism	0	0	0	0
Average number offenses/incident	1.00	Embezzlement	0	0	0	0
		Extortion/Blackmail	0	0	0	0
		Fraud - Computer Hacking/Invasion	0	0	0	0
		Fraud - Credit Card/ATM	0	0	0	0
		Fraud - False Pretenses	0	0	0	0
		Fraud - Identity Theft	0	0	0	0
		Fraud - Impersonation	0	0	0	0
		Fraud - Welfare	0	0	0	0
		Fraud - Wire	0	0	0	0
		Motor Vehicle Theft	0	0	0	0
		Robbery	0	0	0	0
		Stolen Property Offenses	0	0	0	0
		Theft - Pocket-picking	0	0	0	0
		Theft - Purse Snatching	0	0	0	0
		Theft - Shoplifting	0	0	0	0
		Theft From Building	0	0	0	0
		Theft From Coin Machine	0	0	0	0
		Theft From Motor Vehicle	0	0	0	0
		Theft of Motor Vehicle Parts	0	0	0	0
		Theft - All Other Larceny	0	0	0	0
		<b>Crimes Against Society</b>				
		Animal Cruelty	0	0	0	0
		Drug/Narcotic Violations	0	0	0	0
		Drug/Narcotic Equipment Violations	1	1	1	0
		Gambling - Betting/Wagering	0	0	0	0
		Gambling - Operating/Promoting	0	0	0	0
		Gambling - Equipment Violations	0	0	0	0
		Gambling - Sports Tampering	0	0	0	0
		Pornography/Obscene Material	1	1	1	0
		Prostitution	0	0	0	0
		Prostitution Assisting/Promoting	0	0	0	0
		Purchasing Prostitution	0	0	0	0
		Weapon Law Violations	0	0	0	0
		<b>Total Group A Offenses</b>	<b>2</b>	<b>2</b>	<b>2</b>	<b>0</b>

Domestic Violence Victims		
Offense	Reported	Cleared
Murder	0	0
Aggravated Assault	0	0
Simple Assault	0	0
Intimidation	0	0
Stalking	0	0
Forcible Rape	0	0
Forcible Sodomy	0	0
Sexual Assault W/Object	0	0
Forcible Fondling	0	0
Incest	0	0
Statutory Rape	0	0
Kidnapping/Abduction	0	0
<b>Total</b>	<b>0</b>	<b>0</b>

TIBRS Group B Arrests		
Offense	Adult	Juvenile
Bad Checks	0	0
Curfew/Vagrancy	0	0
Disorderly Conduct	0	0
DUI	0	0
Drunkenness	0	0
Family-Non Violent	0	0
Liquor Law Violations	0	0
Peeping Tom	0	0
Trespass	0	0
All Other Offenses	0	0
<b>Total Group B</b>	<b>0</b>	<b>0</b>



2015 Population Estimate	N/A	TIBRS Group A Offenses	Offenses		Arrests	
			Reported	Cleared	Adult	Juvenile
<b>Offense Overview</b>		<b>Crimes Against Persons</b>				
Offense Total	3	Murder	0	0	0	0
Number Cleared	3	Negligent Manslaughter	0	0	0	0
Percent Cleared	100.00 %	Negligent Vehicular Manslaughter	0	0	0	0
Group A Crimes per 100,000 population	N/A	Kidnapping/Abduction	0	0	0	0
		Forcible Rape	0	0	0	0
		Forcible Sodomy	0	0	0	0
		Sexual Assault W/Object	0	0	0	0
		Forcible Fondling	0	0	0	0
		Incest	0	0	0	0
		Statutory Rape	0	0	0	0
		Aggravated Assault	0	0	0	0
		Simple Assault	3	3	2	0
		Intimidation	0	0	0	0
		Stalking	0	0	0	0
		Commercial Sex Acts	0	0	0	0
		Involuntary Servitude	0	0	0	0
<b>Arrest Overview</b>		<b>Crimes Against Property</b>				
Total Arrests	5	Arson	0	0	0	0
Adult Arrests	5	Bribery	0	0	0	0
Juvenile Arrests	0	Burglary	0	0	0	0
Unknown Age	0	Counterfeiting/Forgery	0	0	0	0
Arrests per 100,000 population	N/A	Destruction/Damage/Vandalism	0	0	0	0
Average number offenses/incident	1.00	Embezzlement	0	0	0	0
		Extortion/Blackmail	0	0	0	0
		Fraud - Computer Hacking/Invasion	0	0	0	0
		Fraud - Credit Card/ATM	0	0	0	0
		Fraud - False Pretenses	0	0	0	0
		Fraud - Identity Theft	0	0	0	0
		Fraud - Impersonation	0	0	0	0
		Fraud - Welfare	0	0	0	0
		Fraud - Wire	0	0	0	0
		Motor Vehicle Theft	0	0	0	0
		Robbery	0	0	0	0
		Stolen Property Offenses	0	0	0	0
		Theft - Pocket-picking	0	0	0	0
		Theft - Purse Snatching	0	0	0	0
		Theft - Shoplifting	0	0	0	0
		Theft From Building	0	0	0	0
		Theft From Coin Machine	0	0	0	0
		Theft From Motor Vehicle	0	0	0	0
		Theft of Motor Vehicle Parts	0	0	0	0
		Theft - All Other Larceny	0	0	0	0
		<b>Crimes Against Society</b>				
		Animal Cruelty	0	0	0	0
		Drug/Narcotic Violations	0	0	0	0
		Drug/Narcotic Equipment Violations	0	0	0	0
		Gambling - Betting/Wagering	0	0	0	0
		Gambling - Operating/Promoting	0	0	0	0
		Gambling - Equipment Violations	0	0	0	0
		Gambling - Sports Tampering	0	0	0	0
		Pornography/Obscene Material	0	0	0	0
		Prostitution	0	0	0	0
		Prostitution Assisting/Promoting	0	0	0	0
		Purchasing Prostitution	0	0	0	0
		Weapon Law Violations	0	0	0	0
		<b>Total Group A Offenses</b>	<b>3</b>	<b>3</b>	<b>2</b>	<b>0</b>

Domestic Violence Victims		
Offense	Reported	Cleared
Murder	0	0
Aggravated Assault	0	0
Simple Assault	3	3
Intimidation	0	0
Stalking	0	0
Forcible Rape	0	0
Forcible Sodomy	0	0
Sexual Assault W/Object	0	0
Forcible Fondling	0	0
Incest	0	0
Statutory Rape	0	0
Kidnapping/Abduction	0	0
<b>Total</b>	<b>3</b>	<b>3</b>

TIBRS Group B Arrests		
Offense	Adult	Juvenile
Bad Checks	0	0
Curfew/Vagrancy	0	0
Disorderly Conduct	0	0
DUI	0	0
Drunkenness	2	0
Family-Non Violent	0	0
Liquor Law Violations	1	0
Peeping Tom	0	0
Trespass	0	0
All Other Offenses	0	0
<b>Total Group B</b>	<b>3</b>	<b>0</b>



# Middle Tennessee State University - 2016

2015 Population Estimate	N/A	TIBRS Group A Offenses	Offenses		Arrests	
			Reported	Cleared	Adult	Juvenile
<b>Offense Overview</b>		<b>Crimes Against Persons</b>				
Offense Total	323	Murder	0	0	0	0
Number Cleared	63	Negligent Manslaughter	0	0	0	0
Percent Cleared	19.50 %	Negligent Vehicular Manslaughter	0	0	0	0
Group A Crimes per 100,000 population	N/A	Kidnapping/Abduction	0	0	0	0
		Forcible Rape	2	0	0	0
		Forcible Sodomy	0	0	0	0
		Sexual Assault W/Object	0	0	0	0
		Forcible Fondling	0	0	0	0
		Incest	0	0	0	0
		Statutory Rape	0	0	0	0
		Aggravated Assault	6	6	1	0
		Simple Assault	22	5	4	0
		Intimidation	9	0	0	0
		Stalking	2	0	0	0
		Commercial Sex Acts	0	0	0	0
		Involuntary Servitude	0	0	0	0
<b>Arrest Overview</b>		<b>Crimes Against Property</b>				
Total Arrests	98	Arson	0	0	0	0
Adult Arrests	98	Bribery	0	0	0	0
Juvenile Arrests	0	Burglary	10	1	2	0
Unknown Age	0	Counterfeiting/Forgery	2	1	1	0
Arrests per 100,000 population	N/A	Destruction/Damage/Vandalism	62	2	2	0
Average number offenses/incident	1.11	Embezzlement	0	0	0	0
		Extortion/Blackmail	0	0	0	0
		Fraud - Computer Hacking/Invasion	0	0	0	0
		Fraud - Credit Card/ATM	3	0	0	0
		Fraud - False Pretenses	3	0	0	0
		Fraud - Identity Theft	0	0	0	0
		Fraud - Impersonation	0	0	0	0
		Fraud - Welfare	0	0	0	0
		Fraud - Wire	3	0	0	0
		Motor Vehicle Theft	3	0	0	0
		Robbery	2	1	2	0
		Stolen Property Offenses	0	0	0	0
		Theft - Pocket-picking	0	0	0	0
		Theft - Purse Snatching	0	0	0	0
		Theft - Shoplifting	0	0	0	0
		Theft From Building	65	2	2	0
		Theft From Coin Machine	0	0	0	0
		Theft From Motor Vehicle	16	0	0	0
		Theft of Motor Vehicle Parts	5	1	1	0
		Theft - All Other Larceny	34	2	2	0
		<b>Crimes Against Society</b>				
		Animal Cruelty	0	0	0	0
		Drug/Narcotic Violations	48	26	28	0
		Drug/Narcotic Equipment Violations	22	12	2	0
		Gambling - Betting/Wagering	0	0	0	0
		Gambling - Operating/Promoting	0	0	0	0
		Gambling - Equipment Violations	0	0	0	0
		Gambling - Sports Tampering	0	0	0	0
		Pornography/Obscene Material	0	0	0	0
		Prostitution	0	0	0	0
		Prostitution Assisting/Promoting	0	0	0	0
		Purchasing Prostitution	0	0	0	0
		Weapon Law Violations	4	4	4	0
		<b>Total Group A Offenses</b>	<b>323</b>	<b>63</b>	<b>51</b>	<b>0</b>

Domestic Violence Victims		
Offense	Reported	Cleared
Murder	0	0
Aggravated Assault	0	0
Simple Assault	7	3
Intimidation	0	0
Stalking	0	0
Forcible Rape	0	0
Forcible Sodomy	0	0
Sexual Assault W/Object	0	0
Forcible Fondling	0	0
Incest	0	0
Statutory Rape	0	0
Kidnapping/Abduction	0	0
<b>Total</b>	<b>7</b>	<b>3</b>

TIBRS Group B Arrests		
Offense	Adult	Juvenile
Bad Checks	0	0
Curfew/Vagrancy	0	0
Disorderly Conduct	3	0
DUI	16	0
Drunkenness	7	0
Family-Non Violent	0	0
Liquor Law Violations	6	0
Peeping Tom	0	0
Trespass	9	0
All Other Offenses	6	0
<b>Total Group B</b>	<b>47</b>	<b>0</b>



# Motlow State Community College - 2016

2015 Population Estimate	N/A	TIBRS Group A Offenses	Offenses		Arrests	
			Reported	Cleared	Adult	Juvenile
<b>Offense Overview</b>		<b>Crimes Against Persons</b>				
Offense Total	0	Murder	0	0	0	0
Number Cleared	0	Negligent Manslaughter	0	0	0	0
Percent Cleared	0.00 %	Negligent Vehicular Manslaughter	0	0	0	0
Group A Crimes per 100,000 population	N/A	Kidnapping/Abduction	0	0	0	0
		Forcible Rape	0	0	0	0
		Forcible Sodomy	0	0	0	0
		Sexual Assault W/Object	0	0	0	0
		Forcible Fondling	0	0	0	0
		Incest	0	0	0	0
		Statutory Rape	0	0	0	0
		Aggravated Assault	0	0	0	0
		Simple Assault	0	0	0	0
		Intimidation	0	0	0	0
		Stalking	0	0	0	0
		Commercial Sex Acts	0	0	0	0
		Involuntary Servitude	0	0	0	0
<b>Arrest Overview</b>		<b>Crimes Against Property</b>				
Total Arrests	0	Arson	0	0	0	0
Adult Arrests	0	Bribery	0	0	0	0
Juvenile Arrests	0	Burglary	0	0	0	0
Unknown Age	0	Counterfeiting/Forgery	0	0	0	0
Arrests per 100,000 population	N/A	Destruction/Damage/Vandalism	0	0	0	0
Average number offenses/incident	0.00	Embezzlement	0	0	0	0
		Extortion/Blackmail	0	0	0	0
		Fraud - Computer Hacking/Invasion	0	0	0	0
		Fraud - Credit Card/ATM	0	0	0	0
		Fraud - False Pretenses	0	0	0	0
		Fraud - Identity Theft	0	0	0	0
		Fraud - Impersonation	0	0	0	0
		Fraud - Welfare	0	0	0	0
		Fraud - Wire	0	0	0	0
		Motor Vehicle Theft	0	0	0	0
		Robbery	0	0	0	0
		Stolen Property Offenses	0	0	0	0
		Theft - Pocket-picking	0	0	0	0
		Theft - Purse Snatching	0	0	0	0
		Theft - Shoplifting	0	0	0	0
		Theft From Building	0	0	0	0
		Theft From Coin Machine	0	0	0	0
		Theft From Motor Vehicle	0	0	0	0
		Theft of Motor Vehicle Parts	0	0	0	0
		Theft - All Other Larceny	0	0	0	0
		<b>Crimes Against Society</b>				
		Animal Cruelty	0	0	0	0
		Drug/Narcotic Violations	0	0	0	0
		Drug/Narcotic Equipment Violations	0	0	0	0
		Gambling - Betting/Wagering	0	0	0	0
		Gambling - Operating/Promoting	0	0	0	0
		Gambling - Equipment Violations	0	0	0	0
		Gambling - Sports Tampering	0	0	0	0
		Pornography/Obscene Material	0	0	0	0
		Prostitution	0	0	0	0
		Prostitution Assisting/Promoting	0	0	0	0
		Purchasing Prostitution	0	0	0	0
		Weapon Law Violations	0	0	0	0
		<b>Total Group A Offenses</b>	<b>0</b>	<b>0</b>	<b>0</b>	<b>0</b>

Domestic Violence Victims		
Offense	Reported	Cleared
Murder	0	0
Aggravated Assault	0	0
Simple Assault	0	0
Intimidation	0	0
Stalking	0	0
Forcible Rape	0	0
Forcible Sodomy	0	0
Sexual Assault W/Object	0	0
Forcible Fondling	0	0
Incest	0	0
Statutory Rape	0	0
Kidnapping/Abduction	0	0
<b>Total</b>	<b>0</b>	<b>0</b>

TIBRS Group B Arrests		
Offense	Adult	Juvenile
Bad Checks	0	0
Curfew/Vagrancy	0	0
Disorderly Conduct	0	0
DUI	0	0
Drunkenness	0	0
Family-Non Violent	0	0
Liquor Law Violations	0	0
Peeping Tom	0	0
Trespass	0	0
All Other Offenses	0	0
<b>Total Group B</b>	<b>0</b>	<b>0</b>



# Northeast State Community College - 2016

			Offenses		Arrests	
			Reported	Cleared	Adult	Juvenile
<b>2015 Population Estimate</b>	N/A	<b>TIBRS Group A Offenses</b>				
<b>Offense Overview</b>		<b>Crimes Against Persons</b>				
Offense Total	22	Murder	0	0	0	0
Number Cleared	3	Negligent Manslaughter	0	0	0	0
Percent Cleared	13.64 %	Negligent Vehicular Manslaughter	0	0	0	0
Group A Crimes per 100,000 population	N/A	Kidnapping/Abduction	0	0	0	0
<b>Arrest Overview</b>		Forcible Rape	0	0	0	0
Total Arrests	6	Forcible Sodomy	0	0	0	0
Adult Arrests	6	Sexual Assault W/Object	0	0	0	0
Juvenile Arrests	0	Forcible Fondling	0	0	0	0
Unknown Age	0	Incest	0	0	0	0
Arrests per 100,000 population	N/A	Statutory Rape	0	0	0	0
Average number offenses/incident	1.05	Aggravated Assault	0	0	0	0
		Simple Assault	1	0	0	0
		Intimidation	0	0	0	0
		Stalking	0	0	0	0
		Commercial Sex Acts	0	0	0	0
		Involuntary Servitude	0	0	0	0
		<b>Crimes Against Property</b>				
		Arson	0	0	0	0
		Bribery	0	0	0	0
		Burglary	1	0	0	0
		Counterfeiting/Forgery	0	0	0	0
		Destruction/Damage/Vandalism	7	1	0	0
		Embezzlement	0	0	0	0
		Extortion/Blackmail	0	0	0	0
		Fraud - Computer Hacking/Invasion	0	0	0	0
		Fraud - Credit Card/ATM	0	0	0	0
		Fraud - False Pretenses	0	0	0	0
		Fraud - Identity Theft	0	0	0	0
		Fraud - Impersonation	0	0	0	0
		Fraud - Welfare	0	0	0	0
		Fraud - Wire	1	0	0	0
		Motor Vehicle Theft	0	0	0	0
		Robbery	0	0	0	0
		Stolen Property Offenses	0	0	0	0
		Theft - Pocket-picking	0	0	0	0
		Theft - Purse Snatching	0	0	0	0
		Theft - Shoplifting	0	0	0	0
		Theft From Building	7	0	0	0
		Theft From Coin Machine	0	0	0	0
		Theft From Motor Vehicle	2	1	1	0
		Theft of Motor Vehicle Parts	0	0	0	0
		Theft - All Other Larceny	1	0	0	0
		<b>Crimes Against Society</b>				
		Animal Cruelty	0	0	0	0
		Drug/Narcotic Violations	0	0	0	0
		Drug/Narcotic Equipment Violations	1	1	1	0
		Gambling - Betting/Wagering	0	0	0	0
		Gambling - Operating/Promoting	0	0	0	0
		Gambling - Equipment Violations	0	0	0	0
		Gambling - Sports Tampering	0	0	0	0
		Pornography/Obscene Material	0	0	0	0
		Prostitution	0	0	0	0
		Prostitution Assisting/Promoting	0	0	0	0
		Purchasing Prostitution	0	0	0	0
		Weapon Law Violations	1	0	0	0
		<b>Total Group A Offenses</b>	<b>22</b>	<b>3</b>	<b>2</b>	<b>0</b>

Domestic Violence Victims		
Offense	Reported	Cleared
Murder	0	0
Aggravated Assault	0	0
Simple Assault	0	0
Intimidation	0	0
Stalking	0	0
Forcible Rape	0	0
Forcible Sodomy	0	0
Sexual Assault W/Object	0	0
Forcible Fondling	0	0
Incest	0	0
Statutory Rape	0	0
Kidnapping/Abduction	0	0
<b>Total</b>	<b>0</b>	<b>0</b>

TIBRS Group B Arrests		
Offense	Adult	Juvenile
Bad Checks	0	0
Curfew/Vagrancy	0	0
Disorderly Conduct	2	0
DUI	0	0
Drunkenness	2	0
Family-Non Violent	0	0
Liquor Law Violations	0	0
Peeping Tom	0	0
Trespass	0	0
All Other Offenses	0	0
<b>Total Group B</b>	<b>4</b>	<b>0</b>



**Pellissippi State Community College - 2016**

2015 Population Estimate	N/A	TIBRS Group A Offenses	Offenses		Arrests	
			Reported	Cleared	Adult	Juvenile
<b>Offense Overview</b>		<b>Crimes Against Persons</b>				
Offense Total	63	Murder	0	0	0	0
Number Cleared	2	Negligent Manslaughter	0	0	0	0
Percent Cleared	3.17 %	Negligent Vehicular Manslaughter	0	0	0	0
Group A Crimes per 100,000 population	N/A	Kidnapping/Abduction	0	0	0	0
		Forcible Rape	0	0	0	0
		Forcible Sodomy	0	0	0	0
		Sexual Assault W/Object	0	0	0	0
		Forcible Fondling	0	0	0	0
		Incest	0	0	0	0
		Statutory Rape	0	0	0	0
		Aggravated Assault	0	0	0	0
		Simple Assault	6	1	1	0
		Intimidation	7	0	0	0
		Stalking	0	0	0	0
		Commercial Sex Acts	0	0	0	0
		Involuntary Servitude	0	0	0	0
		<b>Crimes Against Property</b>				
		Arson	0	0	0	0
		Bribery	0	0	0	0
		Burglary	3	0	0	0
		Counterfeiting/Forgery	0	0	0	0
		Destruction/Damage/Vandalism	24	0	0	0
		Embezzlement	1	0	0	0
		Extortion/Blackmail	0	0	0	0
		Fraud - Computer Hacking/Invasion	0	0	0	0
		Fraud - Credit Card/ATM	0	0	0	0
		Fraud - False Pretenses	0	0	0	0
		Fraud - Identity Theft	0	0	0	0
		Fraud - Impersonation	0	0	0	0
		Fraud - Welfare	0	0	0	0
		Fraud - Wire	0	0	0	0
		Motor Vehicle Theft	1	0	0	0
		Robbery	0	0	0	0
		Stolen Property Offenses	0	0	0	0
		Theft - Pocket-picking	0	0	0	0
		Theft - Purse Snatching	0	0	0	0
		Theft - Shoplifting	2	1	1	0
		Theft From Building	11	0	0	0
		Theft From Coin Machine	0	0	0	0
		Theft From Motor Vehicle	3	0	0	0
		Theft of Motor Vehicle Parts	2	0	0	0
		Theft - All Other Larceny	1	0	0	0
		<b>Crimes Against Society</b>				
		Animal Cruelty	0	0	0	0
		Drug/Narcotic Violations	2	0	0	0
		Drug/Narcotic Equipment Violations	0	0	0	0
		Gambling - Betting/Wagering	0	0	0	0
		Gambling - Operating/Promoting	0	0	0	0
		Gambling - Equipment Violations	0	0	0	0
		Gambling - Sports Tampering	0	0	0	0
		Pornography/Obscene Material	0	0	0	0
		Prostitution	0	0	0	0
		Prostitution Assisting/Promoting	0	0	0	0
		Purchasing Prostitution	0	0	0	0
		Weapon Law Violations	0	0	0	0
		<b>Total Group A Offenses</b>	<b>63</b>	<b>2</b>	<b>2</b>	<b>0</b>

Domestic Violence Victims		
Offense	Reported	Cleared
Murder	0	0
Aggravated Assault	0	0
Simple Assault	2	0
Intimidation	1	0
Stalking	0	0
Forcible Rape	0	0
Forcible Sodomy	0	0
Sexual Assault W/Object	0	0
Forcible Fondling	0	0
Incest	0	0
Statutory Rape	0	0
Kidnapping/Abduction	0	0
<b>Total</b>	<b>3</b>	<b>0</b>

TIBRS Group B Arrests		
Offense	Adult	Juvenile
Bad Checks	0	0
Curfew/Vagrancy	0	0
Disorderly Conduct	2	0
DUI	1	0
Drunkenness	2	0
Family-Non Violent	0	0
Liquor Law Violations	0	0
Peeping Tom	0	0
Trespass	0	0
All Other Offenses	1	0
<b>Total Group B</b>	<b>6</b>	<b>0</b>



# Roane State Community College - 2016

			Offenses		Arrests	
			Reported	Cleared	Adult	Juvenile
<b>2015 Population Estimate</b>	N/A	<b>TIBRS Group A Offenses</b>				
<b>Offense Overview</b>		<b>Crimes Against Persons</b>				
Offense Total	4	Murder	0	0	0	0
Number Cleared	3	Negligent Manslaughter	0	0	0	0
Percent Cleared	75.00 %	Negligent Vehicular Manslaughter	0	0	0	0
Group A Crimes per 100,000 population	N/A	Kidnapping/Abduction	0	0	0	0
		Forcible Rape	0	0	0	0
		Forcible Sodomy	0	0	0	0
		Sexual Assault W/Object	0	0	0	0
		Forcible Fondling	0	0	0	0
		Incest	0	0	0	0
		Statutory Rape	0	0	0	0
		Aggravated Assault	0	0	0	0
		Simple Assault	1	1	1	0
		Intimidation	0	0	0	0
		Stalking	0	0	0	0
		Commercial Sex Acts	0	0	0	0
		Involuntary Servitude	0	0	0	0
		<b>Crimes Against Property</b>				
		Arson	0	0	0	0
		Bribery	0	0	0	0
		Burglary	0	0	0	0
		Counterfeiting/Forgery	0	0	0	0
		Destruction/Damage/Vandalism	1	0	0	0
		Embezzlement	0	0	0	0
		Extortion/Blackmail	0	0	0	0
		Fraud - Computer Hacking/Invasion	0	0	0	0
		Fraud - Credit Card/ATM	0	0	0	0
		Fraud - False Pretenses	0	0	0	0
		Fraud - Identity Theft	0	0	0	0
		Fraud - Impersonation	0	0	0	0
		Fraud - Welfare	0	0	0	0
		Fraud - Wire	0	0	0	0
		Motor Vehicle Theft	0	0	0	0
		Robbery	0	0	0	0
		Stolen Property Offenses	0	0	0	0
		Theft - Pocket-picking	0	0	0	0
		Theft - Purse Snatching	0	0	0	0
		Theft - Shoplifting	0	0	0	0
		Theft From Building	2	2	0	0
		Theft From Coin Machine	0	0	0	0
		Theft From Motor Vehicle	0	0	0	0
		Theft of Motor Vehicle Parts	0	0	0	0
		Theft - All Other Larceny	0	0	0	0
		<b>Crimes Against Society</b>				
		Animal Cruelty	0	0	0	0
		Drug/Narcotic Violations	0	0	0	0
		Drug/Narcotic Equipment Violations	0	0	0	0
		Gambling - Betting/Wagering	0	0	0	0
		Gambling - Operating/Promoting	0	0	0	0
		Gambling - Equipment Violations	0	0	0	0
		Gambling - Sports Tampering	0	0	0	0
		Pornography/Obscene Material	0	0	0	0
		Prostitution	0	0	0	0
		Prostitution Assisting/Promoting	0	0	0	0
		Purchasing Prostitution	0	0	0	0
		Weapon Law Violations	0	0	0	0
		<b>Total Group A Offenses</b>	<b>4</b>	<b>3</b>	<b>1</b>	<b>0</b>
<b>Arrest Overview</b>						
Total Arrests	2					
Adult Arrests	2					
Juvenile Arrests	0					
Unknown Age	0					
Arrests per 100,000 population	N/A					
Average number offenses/incident	1.00					

Domestic Violence Victims		
Offense	Reported	Cleared
Murder	0	0
Aggravated Assault	0	0
Simple Assault	0	0
Intimidation	0	0
Stalking	0	0
Forcible Rape	0	0
Forcible Sodomy	0	0
Sexual Assault W/Object	0	0
Forcible Fondling	0	0
Incest	0	0
Statutory Rape	0	0
Kidnapping/Abduction	0	0
<b>Total</b>	<b>0</b>	<b>0</b>

TIBRS Group B Arrests		
Offense	Adult	Juvenile
Bad Checks	0	0
Curfew/Vagrancy	0	0
Disorderly Conduct	0	0
DUI	0	0
Drunkenness	1	0
Family-Non Violent	0	0
Liquor Law Violations	0	0
Peeping Tom	0	0
Trespass	0	0
All Other Offenses	0	0
<b>Total Group B</b>	<b>1</b>	<b>0</b>



## Southwest Tennessee Community College - 2016

2015 Population Estimate	N/A	TIBRS Group A Offenses	Offenses		Arrests	
			Reported	Cleared	Adult	Juvenile
<b>Offense Overview</b>		<b>Crimes Against Persons</b>				
Offense Total	53	Murder	0	0	0	0
Number Cleared	3	Negligent Manslaughter	0	0	0	0
Percent Cleared	5.66 %	Negligent Vehicular Manslaughter	0	0	0	0
Group A Crimes per 100,000 population	N/A	Kidnapping/Abduction	0	0	0	0
		Forcible Rape	0	0	0	0
		Forcible Sodomy	0	0	0	0
		Sexual Assault W/Object	0	0	0	0
		Forcible Fondling	0	0	0	0
		Incest	0	0	0	0
		Statutory Rape	0	0	0	0
		Aggravated Assault	2	0	0	0
		Simple Assault	2	0	0	0
		Intimidation	22	1	4	0
		Stalking	0	0	0	0
		Commercial Sex Acts	0	0	0	0
		Involuntary Servitude	0	0	0	0
<b>Arrest Overview</b>		<b>Crimes Against Property</b>				
Total Arrests	11	Arson	0	0	0	0
Adult Arrests	10	Bribery	0	0	0	0
Juvenile Arrests	1	Burglary	0	0	0	0
Unknown Age	0	Counterfeiting/Forgery	0	0	0	0
Arrests per 100,000 population	N/A	Destruction/Damage/Vandalism	5	0	0	0
Average number offenses/incident	1.00	Embezzlement	0	0	0	0
		Extortion/Blackmail	1	0	0	0
		Fraud - Computer Hacking/Invasion	0	0	0	0
		Fraud - Credit Card/ATM	0	0	0	0
		Fraud - False Pretenses	0	0	0	0
		Fraud - Identity Theft	0	0	0	0
		Fraud - Impersonation	1	0	0	0
		Fraud - Welfare	0	0	0	0
		Fraud - Wire	0	0	0	0
		Motor Vehicle Theft	0	0	0	0
		Robbery	0	0	0	0
		Stolen Property Offenses	0	0	0	0
		Theft - Pocket-picking	0	0	0	0
		Theft - Purse Snatching	0	0	0	0
		Theft - Shoplifting	0	0	0	0
		Theft From Building	16	0	0	0
		Theft From Coin Machine	0	0	0	0
		Theft From Motor Vehicle	2	0	0	0
		Theft of Motor Vehicle Parts	0	0	0	0
		Theft - All Other Larceny	0	0	0	0
		<b>Crimes Against Society</b>				
		Animal Cruelty	0	0	0	0
		Drug/Narcotic Violations	0	0	0	0
		Drug/Narcotic Equipment Violations	0	0	0	0
		Gambling - Betting/Wagering	0	0	0	0
		Gambling - Operating/Promoting	0	0	0	0
		Gambling - Equipment Violations	0	0	0	0
		Gambling - Sports Tampering	0	0	0	0
		Pornography/Obscene Material	0	0	0	0
		Prostitution	0	0	0	0
		Prostitution Assisting/Promoting	0	0	0	0
		Purchasing Prostitution	0	0	0	0
		Weapon Law Violations	2	2	2	0
		<b>Total Group A Offenses</b>	<b>53</b>	<b>3</b>	<b>6</b>	<b>0</b>

Domestic Violence Victims		
Offense	Reported	Cleared
Murder	0	0
Aggravated Assault	0	0
Simple Assault	1	0
Intimidation	4	0
Stalking	0	0
Forcible Rape	0	0
Forcible Sodomy	0	0
Sexual Assault W/Object	0	0
Forcible Fondling	0	0
Incest	0	0
Statutory Rape	0	0
Kidnapping/Abduction	0	0
<b>Total</b>	<b>5</b>	<b>0</b>

TIBRS Group B Arrests		
Offense	Adult	Juvenile
Bad Checks	0	0
Curfew/Vagrancy	0	0
Disorderly Conduct	2	0
DUI	0	0
Drunkenness	0	0
Family-Non Violent	0	0
Liquor Law Violations	0	0
Peeping Tom	0	0
Trespass	1	1
All Other Offenses	1	0
<b>Total Group B</b>	<b>4</b>	<b>1</b>





# Tennessee State University - 2016

2015 Population Estimate	N/A	TIBRS Group A Offenses	Offenses		Arrests	
			Reported	Cleared	Adult	Juvenile
<b>Offense Overview</b>		<b>Crimes Against Persons</b>				
Offense Total	174	Murder	0	0	0	0
Number Cleared	40	Negligent Manslaughter	0	0	0	0
Percent Cleared	22.99 %	Negligent Vehicular Manslaughter	0	0	0	0
Group A Crimes per 100,000 population	N/A	Kidnapping/Abduction	0	0	0	0
		Forcible Rape	0	0	0	0
		Forcible Sodomy	0	0	0	0
		Sexual Assault W/Object	0	0	0	0
		Forcible Fondling	1	0	0	0
		Incest	0	0	0	0
		Statutory Rape	0	0	0	0
		Aggravated Assault	4	3	1	0
		Simple Assault	33	17	15	1
		Intimidation	9	0	0	0
		Stalking	2	0	0	0
		Commercial Sex Acts	0	0	0	0
		Involuntary Servitude	0	0	0	0
		<b>Crimes Against Property</b>				
		Arson	0	0	0	0
		Bribery	0	0	0	0
		Burglary	16	0	0	0
		Counterfeiting/Forgery	0	0	0	0
		Destruction/Damage/Vandalism	12	0	0	0
		Embezzlement	0	0	0	0
		Extortion/Blackmail	0	0	0	0
		Fraud - Computer Hacking/Invasion	0	0	0	0
		Fraud - Credit Card/ATM	0	0	0	0
		Fraud - False Pretenses	2	0	0	0
		Fraud - Identity Theft	0	0	0	0
		Fraud - Impersonation	3	1	1	0
		Fraud - Welfare	0	0	0	0
		Fraud - Wire	1	0	0	0
		Motor Vehicle Theft	2	0	0	0
		Robbery	2	0	0	0
		Stolen Property Offenses	0	0	0	0
		Theft - Pocket-picking	0	0	0	0
		Theft - Purse Snatching	0	0	0	0
		Theft - Shoplifting	0	0	0	0
		Theft From Building	28	0	0	0
		Theft From Coin Machine	0	0	0	0
		Theft From Motor Vehicle	4	0	0	0
		Theft of Motor Vehicle Parts	0	0	0	0
		Theft - All Other Larceny	8	0	0	0
		<b>Crimes Against Society</b>				
		Animal Cruelty	0	0	0	0
		Drug/Narcotic Violations	26	10	11	2
		Drug/Narcotic Equipment Violations	14	3	2	0
		Gambling - Betting/Wagering	0	0	0	0
		Gambling - Operating/Promoting	0	0	0	0
		Gambling - Equipment Violations	0	0	0	0
		Gambling - Sports Tampering	0	0	0	0
		Pornography/Obscene Material	0	0	0	0
		Prostitution	0	0	0	0
		Prostitution Assisting/Promoting	0	0	0	0
		Purchasing Prostitution	0	0	0	0
		Weapon Law Violations	7	6	0	0
		<b>Total Group A Offenses</b>	<b>174</b>	<b>40</b>	<b>30</b>	<b>3</b>

Domestic Violence Victims		
Offense	Reported	Cleared
Murder	0	0
Aggravated Assault	0	0
Simple Assault	0	0
Intimidation	0	0
Stalking	0	0
Forcible Rape	0	0
Forcible Sodomy	0	0
Sexual Assault W/Object	0	0
Forcible Fondling	0	0
Incest	0	0
Statutory Rape	0	0
Kidnapping/Abduction	0	0
<b>Total</b>	<b>0</b>	<b>0</b>

TIBRS Group B Arrests		
Offense	Adult	Juvenile
Bad Checks	0	0
Curfew/Vagrancy	0	0
Disorderly Conduct	4	0
DUI	0	0
Drunkenness	1	0
Family-Non Violent	0	0
Liquor Law Violations	0	0
Peeping Tom	0	0
Trespass	2	0
All Other Offenses	2	0
<b>Total Group B</b>	<b>9</b>	<b>0</b>



# Tennessee Technological University - 2016

2015 Population Estimate	N/A	TIBRS Group A Offenses	Offenses		Arrests	
			Reported	Cleared	Adult	Juvenile
<b>Offense Overview</b>		<b>Crimes Against Persons</b>				
Offense Total	209	Murder	0	0	0	0
Number Cleared	85	Negligent Manslaughter	0	0	0	0
Percent Cleared	40.67 %	Negligent Vehicular Manslaughter	0	0	0	0
Group A Crimes per 100,000 population	N/A	Kidnapping/Abduction	0	0	0	0
		Forcible Rape	2	1	1	0
		Forcible Sodomy	0	0	0	0
		Sexual Assault W/Object	0	0	0	0
		Forcible Fondling	1	1	0	0
		Incest	0	0	0	0
		Statutory Rape	0	0	0	0
		Aggravated Assault	2	2	1	0
		Simple Assault	12	10	8	0
		Intimidation	33	24	10	0
		Stalking	5	3	2	0
		Commercial Sex Acts	0	0	0	0
		Involuntary Servitude	0	0	0	0
		<b>Crimes Against Property</b>				
		Arson	0	0	0	0
		Bribery	0	0	0	0
		Burglary	10	0	0	0
		Counterfeiting/Forgery	0	0	0	0
		Destruction/Damage/Vandalism	30	3	5	0
		Embezzlement	0	0	0	0
		Extortion/Blackmail	0	0	0	0
		Fraud - Computer Hacking/Invasion	0	0	0	0
		Fraud - Credit Card/ATM	1	0	0	0
		Fraud - False Pretenses	5	0	0	0
		Fraud - Identity Theft	1	0	0	0
		Fraud - Impersonation	13	12	0	0
		Fraud - Welfare	0	0	0	0
		Fraud - Wire	0	0	0	0
		Motor Vehicle Theft	0	0	0	0
		Robbery	0	0	0	0
		Stolen Property Offenses	0	0	0	0
		Theft - Pocket-picking	0	0	0	0
		Theft - Purse Snatching	0	0	0	0
		Theft - Shoplifting	0	0	0	0
		Theft From Building	25	3	3	0
		Theft From Coin Machine	0	0	0	0
		Theft From Motor Vehicle	15	2	4	0
		Theft of Motor Vehicle Parts	6	0	0	0
		Theft - All Other Larceny	24	3	6	0
		<b>Crimes Against Society</b>				
		Animal Cruelty	0	0	0	0
		Drug/Narcotic Violations	11	10	12	1
		Drug/Narcotic Equipment Violations	10	9	8	0
		Gambling - Betting/Wagering	0	0	0	0
		Gambling - Operating/Promoting	0	0	0	0
		Gambling - Equipment Violations	0	0	0	0
		Gambling - Sports Tampering	0	0	0	0
		Pornography/Obscene Material	2	2	0	0
		Prostitution	0	0	0	0
		Prostitution Assisting/Promoting	0	0	0	0
		Purchasing Prostitution	0	0	0	0
		Weapon Law Violations	1	0	0	0
		<b>Total Group A Offenses</b>	<b>209</b>	<b>85</b>	<b>60</b>	<b>1</b>

Domestic Violence Victims		
Offense	Reported	Cleared
Murder	0	0
Aggravated Assault	1	1
Simple Assault	1	1
Intimidation	2	0
Stalking	0	0
Forcible Rape	0	0
Forcible Sodomy	0	0
Sexual Assault W/Object	0	0
Forcible Fondling	0	0
Incest	0	0
Statutory Rape	0	0
Kidnapping/Abduction	0	0
<b>Total</b>	<b>4</b>	<b>2</b>

TIBRS Group B Arrests		
Offense	Adult	Juvenile
Bad Checks	0	0
Curfew/Vagrancy	0	0
Disorderly Conduct	5	0
DUI	0	0
Drunkenness	3	0
Family-Non Violent	0	0
Liquor Law Violations	16	0
Peeping Tom	0	0
Trespass	0	0
All Other Offenses	9	0
<b>Total Group B</b>	<b>33</b>	<b>0</b>



2015 Population Estimate	N/A	TIBRS Group A Offenses	Offenses		Arrests	
			Reported	Cleared	Adult	Juvenile
<b>Offense Overview</b>		<b>Crimes Against Persons</b>				
Offense Total	307	Murder	0	0	0	0
Number Cleared	75	Negligent Manslaughter	0	0	0	0
Percent Cleared	24.43 %	Negligent Vehicular Manslaughter	0	0	0	0
Group A Crimes per 100,000 population	N/A	Kidnapping/Abduction	0	0	0	0
		Forcible Rape	3	0	0	0
		Forcible Sodomy	1	0	0	0
		Sexual Assault W/Object	2	1	1	0
		Forcible Fondling	3	1	1	0
		Incest	0	0	0	0
		Statutory Rape	0	0	0	0
		Aggravated Assault	8	1	1	0
		Simple Assault	26	7	7	0
		Intimidation	12	2	2	0
		Stalking	0	0	0	0
		Commercial Sex Acts	0	0	0	0
		Involuntary Servitude	0	0	0	0
		<b>Crimes Against Property</b>				
		Arson	0	0	0	0
		Bribery	0	0	0	0
		Burglary	26	4	6	0
		Counterfeiting/Forgery	1	0	0	0
		Destruction/Damage/Vandalism	26	1	0	0
		Embezzlement	1	0	0	0
		Extortion/Blackmail	1	0	0	0
		Fraud - Computer Hacking/Invasion	0	0	0	0
		Fraud - Credit Card/ATM	17	5	5	0
		Fraud - False Pretenses	7	2	1	1
		Fraud - Identity Theft	0	0	0	0
		Fraud - Impersonation	0	0	0	0
		Fraud - Welfare	0	0	0	0
		Fraud - Wire	0	0	0	0
		Motor Vehicle Theft	6	0	0	0
		Robbery	1	0	0	0
		Stolen Property Offenses	0	0	0	0
		Theft - Pocket-picking	0	0	0	0
		Theft - Purse Snatching	1	0	0	0
		Theft - Shoplifting	3	1	1	0
		Theft From Building	56	5	8	0
		Theft From Coin Machine	0	0	0	0
		Theft From Motor Vehicle	26	2	2	0
		Theft of Motor Vehicle Parts	20	0	0	0
		Theft - All Other Larceny	15	1	1	0
		<b>Crimes Against Society</b>				
		Animal Cruelty	0	0	0	0
		Drug/Narcotic Violations	33	30	64	3
		Drug/Narcotic Equipment Violations	9	9	6	0
		Gambling - Betting/Wagering	0	0	0	0
		Gambling - Operating/Promoting	0	0	0	0
		Gambling - Equipment Violations	0	0	0	0
		Gambling - Sports Tampering	0	0	0	0
		Pornography/Obscene Material	0	0	0	0
		Prostitution	0	0	0	0
		Prostitution Assisting/Promoting	0	0	0	0
		Purchasing Prostitution	0	0	0	0
		Weapon Law Violations	3	3	2	0
		<b>Total Group A Offenses</b>	<b>307</b>	<b>75</b>	<b>108</b>	<b>4</b>
<b>Arrest Overview</b>						
Total Arrests	139					
Adult Arrests	134					
Juvenile Arrests	5					
Unknown Age	0					
Arrests per 100,000 population	N/A					
Average number offenses/incident	1.09					

Domestic Violence Victims		
Offense	Reported	Cleared
Murder	0	0
Aggravated Assault	1	1
Simple Assault	7	6
Intimidation	1	0
Stalking	0	0
Forcible Rape	0	0
Forcible Sodomy	0	0
Sexual Assault W/Object	0	0
Forcible Fondling	0	0
Incest	0	0
Statutory Rape	0	0
Kidnapping/Abduction	0	0
<b>Total</b>	<b>9</b>	<b>7</b>

TIBRS Group B Arrests		
Offense	Adult	Juvenile
Bad Checks	0	0
Curfew/Vagrancy	0	0
Disorderly Conduct	1	0
DUI	2	0
Drunkenness	6	0
Family-Non Violent	0	0
Liquor Law Violations	4	0
Peeping Tom	0	0
Trespass	13	1
All Other Offenses	0	0
<b>Total Group B</b>	<b>26</b>	<b>1</b>



# University of Tennessee at Chattanooga - 2016

2015 Population Estimate	N/A	TIBRS Group A Offenses	Offenses		Arrests	
			Reported	Cleared	Adult	Juvenile
<b>Offense Overview</b>		<b>Crimes Against Persons</b>				
Offense Total	255	Murder	0	0	0	0
Number Cleared	134	Negligent Manslaughter	0	0	0	0
Percent Cleared	52.55 %	Negligent Vehicular Manslaughter	0	0	0	0
Group A Crimes per 100,000 population	N/A	Kidnapping/Abduction	0	0	0	0
		Forcible Rape	1	0	0	0
		Forcible Sodomy	1	0	0	0
		Sexual Assault W/Object	0	0	0	0
		Forcible Fondling	3	0	0	0
		Incest	0	0	0	0
		Statutory Rape	0	0	0	0
		Aggravated Assault	1	0	0	0
		Simple Assault	8	3	4	0
		Intimidation	7	1	1	0
		Stalking	5	1	0	0
		Commercial Sex Acts	0	0	0	0
		Involuntary Servitude	0	0	0	0
		<b>Crimes Against Property</b>				
		Arson	0	0	0	0
		Bribery	1	1	0	0
		Burglary	5	1	1	0
		Counterfeiting/Forgery	3	0	1	0
		Destruction/Damage/Vandalism	31	6	5	0
		Embezzlement	0	0	0	0
		Extortion/Blackmail	0	0	0	0
		Fraud - Computer Hacking/Invasion	0	0	0	0
		Fraud - Credit Card/ATM	0	0	0	0
		Fraud - False Pretenses	2	0	0	0
		Fraud - Identity Theft	0	0	0	0
		Fraud - Impersonation	0	0	0	0
		Fraud - Welfare	0	0	0	0
		Fraud - Wire	0	0	0	0
		Motor Vehicle Theft	5	0	0	0
		Robbery	1	0	0	0
		Stolen Property Offenses	0	0	0	0
		Theft - Pocket-picking	0	0	1	0
		Theft - Purse Snatching	0	0	0	0
		Theft - Shoplifting	1	1	1	0
		Theft From Building	19	3	5	0
		Theft From Coin Machine	0	0	0	0
		Theft From Motor Vehicle	19	1	1	0
		Theft of Motor Vehicle Parts	1	0	0	0
		Theft - All Other Larceny	25	3	1	0
		<b>Crimes Against Society</b>				
		Animal Cruelty	0	0	0	0
		Drug/Narcotic Violations	59	57	65	1
		Drug/Narcotic Equipment Violations	57	56	29	0
		Gambling - Betting/Wagering	0	0	0	0
		Gambling - Operating/Promoting	0	0	0	0
		Gambling - Equipment Violations	0	0	0	0
		Gambling - Sports Tampering	0	0	0	0
		Pornography/Obscene Material	0	0	0	0
		Prostitution	0	0	0	0
		Prostitution Assisting/Promoting	0	0	0	0
		Purchasing Prostitution	0	0	0	0
		Weapon Law Violations	0	0	0	0
		<b>Total Group A Offenses</b>	<b>255</b>	<b>134</b>	<b>115</b>	<b>1</b>

Domestic Violence Victims		
Offense	Reported	Cleared
Murder	0	0
Aggravated Assault	0	0
Simple Assault	2	2
Intimidation	0	0
Stalking	2	1
Forcible Rape	0	0
Forcible Sodomy	0	0
Sexual Assault W/Object	0	0
Forcible Fondling	0	0
Incest	0	0
Statutory Rape	0	0
Kidnapping/Abduction	0	0
<b>Total</b>	<b>4</b>	<b>3</b>

TIBRS Group B Arrests		
Offense	Adult	Juvenile
Bad Checks	0	0
Curfew/Vagrancy	0	0
Disorderly Conduct	5	0
DUI	3	0
Drunkenness	18	0
Family-Non Violent	0	0
Liquor Law Violations	66	3
Peeping Tom	0	0
Trespass	5	0
All Other Offenses	16	0
<b>Total Group B</b>	<b>113</b>	<b>3</b>



2015 Population Estimate	N/A	TIBRS Group A Offenses	Offenses		Arrests	
			Reported	Cleared	Adult	Juvenile
<b>Offense Overview</b>		<b>Crimes Against Persons</b>				
Offense Total	587	Murder	0	0	0	0
Number Cleared	222	Negligent Manslaughter	0	0	0	0
Percent Cleared	37.82 %	Negligent Vehicular Manslaughter	0	0	0	0
Group A Crimes per 100,000 population	N/A	Kidnapping/Abduction	2	1	1	0
		Forcible Rape	2	0	0	0
		Forcible Sodomy	0	0	0	0
		Sexual Assault W/Object	0	0	0	0
		Forcible Fondling	1	0	0	0
		Incest	0	0	0	0
<b>Arrest Overview</b>		Statutory Rape	0	0	0	0
Total Arrests	351	Aggravated Assault	4	0	0	0
Adult Arrests	340	Simple Assault	44	14	11	0
Juvenile Arrests	11	Intimidation	15	2	1	0
Unknown Age	0	Stalking	3	2	2	0
Arrests per 100,000 population	N/A	Commercial Sex Acts	0	0	0	0
Average number offenses/incident	1.21	Involuntary Servitude	0	0	0	0
		<b>Crimes Against Property</b>				
		Arson	0	0	0	0
		Bribery	0	0	0	0
		Burglary	14	3	4	2
		Counterfeiting/Forgery	6	5	3	0
		Destruction/Damage/Vandalism	78	12	5	0
		Embezzlement	1	0	0	0
		Extortion/Blackmail	1	0	0	0
		Fraud - Computer Hacking/Invasion	0	0	0	0
		Fraud - Credit Card/ATM	4	1	0	0
		Fraud - False Pretenses	4	1	1	0
		Fraud - Identity Theft	0	0	0	0
		Fraud - Impersonation	5	4	3	0
		Fraud - Welfare	0	0	0	0
		Fraud - Wire	0	0	0	0
		Motor Vehicle Theft	11	2	1	0
		Robbery	1	0	0	0
		Stolen Property Offenses	0	0	1	0
		Theft - Pocket-picking	0	0	0	0
		Theft - Purse Snatching	0	0	0	0
		Theft - Shoplifting	12	2	2	0
		Theft From Building	36	6	4	0
		Theft From Coin Machine	0	0	0	0
		Theft From Motor Vehicle	56	5	1	2
		Theft of Motor Vehicle Parts	9	0	0	0
		Theft - All Other Larceny	137	34	33	0
		<b>Crimes Against Society</b>				
		Animal Cruelty	0	0	0	0
		Drug/Narcotic Violations	81	74	85	0
		Drug/Narcotic Equipment Violations	56	50	16	0
		Gambling - Betting/Wagering	0	0	0	0
		Gambling - Operating/Promoting	0	0	0	0
		Gambling - Equipment Violations	0	0	0	0
		Gambling - Sports Tampering	0	0	0	0
		Pornography/Obscene Material	0	0	0	0
		Prostitution	0	0	0	0
		Prostitution Assisting/Promoting	0	0	0	0
		Purchasing Prostitution	0	0	0	0
		Weapon Law Violations	4	4	4	0
		<b>Total Group A Offenses</b>	<b>587</b>	<b>222</b>	<b>178</b>	<b>4</b>

Domestic Violence Victims		
Offense	Reported	Cleared
Murder	0	0
Aggravated Assault	1	0
Simple Assault	6	6
Intimidation	0	0
Stalking	0	0
Forcible Rape	0	0
Forcible Sodomy	0	0
Sexual Assault W/Object	0	0
Forcible Fondling	0	0
Incest	0	0
Statutory Rape	0	0
Kidnapping/Abduction	1	1
<b>Total</b>	<b>8</b>	<b>7</b>

TIBRS Group B Arrests		
Offense	Adult	Juvenile
Bad Checks	0	0
Curfew/Vagrancy	0	2
Disorderly Conduct	6	4
DUI	12	0
Drunkenness	57	0
Family-Non Violent	1	0
Liquor Law Violations	63	1
Peeping Tom	0	0
Trespass	2	0
All Other Offenses	21	0
<b>Total Group B</b>	<b>162</b>	<b>7</b>

Please check [www.tncrimeonline.com](http://www.tncrimeonline.com) for additional 2016 data.



# University of Tennessee at Martin - 2016

2015 Population Estimate	N/A	TIBRS Group A Offenses	Offenses		Arrests	
			Reported	Cleared	Adult	Juvenile
<b>Offense Overview</b>		<b>Crimes Against Persons</b>				
Offense Total	84	Murder	0	0	0	0
Number Cleared	41	Negligent Manslaughter	0	0	0	0
Percent Cleared	48.81 %	Negligent Vehicular Manslaughter	0	0	0	0
Group A Crimes per 100,000 population	N/A	Kidnapping/Abduction	0	0	0	0
		Forcible Rape	1	0	0	0
		Forcible Sodomy	0	0	0	0
		Sexual Assault W/Object	0	0	0	0
		Forcible Fondling	1	1	1	0
		Incest	0	0	0	0
		Statutory Rape	0	0	0	0
		Aggravated Assault	2	2	1	1
		Simple Assault	9	6	5	0
		Intimidation	0	0	0	0
		Stalking	0	0	0	0
		Commercial Sex Acts	0	0	0	0
Arrests per 100,000 population	N/A	Involuntary Servitude	0	0	0	0
Average number offenses/incident	1.06	<b>Crimes Against Property</b>				
		Arson	0	0	0	0
		Bribery	0	0	0	0
		Burglary	5	2	2	0
		Counterfeiting/Forgery	1	0	0	0
		Destruction/Damage/Vandalism	12	3	4	0
		Embezzlement	0	0	0	0
		Extortion/Blackmail	0	0	0	0
		Fraud - Computer Hacking/Invasion	0	0	0	0
		Fraud - Credit Card/ATM	0	0	0	0
		Fraud - False Pretenses	1	0	0	0
		Fraud - Identity Theft	0	0	0	0
		Fraud - Impersonation	0	0	0	0
		Fraud - Welfare	0	0	0	0
		Fraud - Wire	0	0	0	0
		Motor Vehicle Theft	1	0	0	0
		Robbery	0	0	0	0
		Stolen Property Offenses	0	0	0	0
		Theft - Pocket-picking	0	0	0	0
		Theft - Purse Snatching	0	0	0	0
		Theft - Shoplifting	4	2	2	0
		Theft From Building	11	2	3	0
		Theft From Coin Machine	0	0	0	0
		Theft From Motor Vehicle	12	6	12	0
		Theft of Motor Vehicle Parts	0	0	0	0
		Theft - All Other Larceny	6	0	0	0
		<b>Crimes Against Society</b>				
		Animal Cruelty	0	0	0	0
		Drug/Narcotic Violations	9	9	10	0
		Drug/Narcotic Equipment Violations	7	7	3	0
		Gambling - Betting/Wagering	0	0	0	0
		Gambling - Operating/Promoting	0	0	0	0
		Gambling - Equipment Violations	0	0	0	0
		Gambling - Sports Tampering	0	0	0	0
		Pornography/Obscene Material	0	0	0	0
		Prostitution	0	0	0	0
		Prostitution Assisting/Promoting	0	0	0	0
		Purchasing Prostitution	0	0	0	0
		Weapon Law Violations	2	1	1	0
		<b>Total Group A Offenses</b>	<b>84</b>	<b>41</b>	<b>44</b>	<b>1</b>

Domestic Violence Victims		
Offense	Reported	Cleared
Murder	0	0
Aggravated Assault	0	0
Simple Assault	0	0
Intimidation	0	0
Stalking	0	0
Forcible Rape	0	0
Forcible Sodomy	0	0
Sexual Assault W/Object	0	0
Forcible Fondling	0	0
Incest	0	0
Statutory Rape	0	0
Kidnapping/Abduction	0	0
<b>Total</b>	<b>0</b>	<b>0</b>

TIBRS Group B Arrests		
Offense	Adult	Juvenile
Bad Checks	0	0
Curfew/Vagrancy	0	1
Disorderly Conduct	0	0
DUI	3	0
Drunkenness	4	0
Family-Non Violent	0	0
Liquor Law Violations	58	1
Peeping Tom	0	0
Trespass	3	0
All Other Offenses	1	0
<b>Total Group B</b>	<b>69</b>	<b>2</b>



2015 Population Estimate	N/A	TIBRS Group A Offenses	Offenses		Arrests	
			Reported	Cleared	Adult	Juvenile
<b>Offense Overview</b>		<b>Crimes Against Persons</b>				
Offense Total	50	Murder	0	0	0	0
Number Cleared	7	Negligent Manslaughter	0	0	0	0
Percent Cleared	14.00 %	Negligent Vehicular Manslaughter	0	0	0	0
Group A Crimes per 100,000 population	N/A	Kidnapping/Abduction	0	0	0	0
		Forcible Rape	0	0	0	0
		Forcible Sodomy	0	0	0	0
		Sexual Assault W/Object	0	0	0	0
		Forcible Fondling	0	0	0	0
		Incest	0	0	0	0
		Statutory Rape	0	0	0	0
		Aggravated Assault	0	0	0	0
		Simple Assault	5	3	1	0
		Intimidation	0	0	0	0
		Stalking	0	0	0	0
		Commercial Sex Acts	0	0	0	0
		Involuntary Servitude	0	0	0	0
<b>Arrest Overview</b>		<b>Crimes Against Property</b>				
Total Arrests	7	Arson	0	0	0	0
Adult Arrests	5	Bribery	0	0	0	0
Juvenile Arrests	2	Burglary	4	0	0	0
Unknown Age	0	Counterfeiting/Forgery	0	0	0	0
Arrests per 100,000 population	N/A	Destruction/Damage/Vandalism	4	0	0	0
Average number offenses/incident	1.06	Embezzlement	0	0	0	0
		Extortion/Blackmail	0	0	0	0
		Fraud - Computer Hacking/Invasion	0	0	0	0
		Fraud - Credit Card/ATM	0	0	0	0
		Fraud - False Pretenses	3	1	1	0
		Fraud - Identity Theft	0	0	0	0
		Fraud - Impersonation	1	1	2	2
		Fraud - Welfare	0	0	0	0
		Fraud - Wire	0	0	0	0
		Motor Vehicle Theft	0	0	0	0
		Robbery	2	0	0	0
		Stolen Property Offenses	0	0	0	0
		Theft - Pocket-picking	0	0	0	0
		Theft - Purse Snatching	0	0	0	0
		Theft - Shoplifting	0	0	0	0
		Theft From Building	23	0	0	0
		Theft From Coin Machine	0	0	0	0
		Theft From Motor Vehicle	3	0	0	0
		Theft of Motor Vehicle Parts	0	0	0	0
		Theft - All Other Larceny	4	1	0	0
		<b>Crimes Against Society</b>				
		Animal Cruelty	0	0	0	0
		Drug/Narcotic Violations	1	1	1	0
		Drug/Narcotic Equipment Violations	0	0	0	0
		Gambling - Betting/Wagering	0	0	0	0
		Gambling - Operating/Promoting	0	0	0	0
		Gambling - Equipment Violations	0	0	0	0
		Gambling - Sports Tampering	0	0	0	0
		Pornography/Obscene Material	0	0	0	0
		Prostitution	0	0	0	0
		Prostitution Assisting/Promoting	0	0	0	0
		Purchasing Prostitution	0	0	0	0
		Weapon Law Violations	0	0	0	0
		<b>Total Group A Offenses</b>	<b>50</b>	<b>7</b>	<b>5</b>	<b>2</b>

Domestic Violence Victims		
Offense	Reported	Cleared
Murder	0	0
Aggravated Assault	0	0
Simple Assault	1	1
Intimidation	0	0
Stalking	0	0
Forcible Rape	0	0
Forcible Sodomy	0	0
Sexual Assault W/Object	0	0
Forcible Fondling	0	0
Incest	0	0
Statutory Rape	0	0
Kidnapping/Abduction	0	0
<b>Total</b>	<b>1</b>	<b>1</b>

TIBRS Group B Arrests		
Offense	Adult	Juvenile
Bad Checks	0	0
Curfew/Vagrancy	0	0
Disorderly Conduct	0	0
DUI	0	0
Drunkenness	0	0
Family-Non Violent	0	0
Liquor Law Violations	0	0
Peeping Tom	0	0
Trespass	0	0
All Other Offenses	0	0
<b>Total Group B</b>	<b>0</b>	<b>0</b>



# University of the South - 2016

2015 Population Estimate	N/A	TIBRS Group A Offenses	Offenses		Arrests	
			Reported	Cleared	Adult	Juvenile
<b>Offense Overview</b>		<b>Crimes Against Persons</b>				
Offense Total	342	Murder	0	0	0	0
Number Cleared	29	Negligent Manslaughter	0	0	0	0
Percent Cleared	8.48 %	Negligent Vehicular Manslaughter	0	0	0	0
Group A Crimes per 100,000 population	N/A	Kidnapping/Abduction	0	0	0	0
		Forcible Rape	11	0	0	0
		Forcible Sodomy	1	0	0	0
		Sexual Assault W/Object	0	0	0	0
		Forcible Fondling	7	0	0	0
		Incest	0	0	0	0
		Statutory Rape	0	0	0	0
		Aggravated Assault	1	0	0	0
		Simple Assault	20	2	2	0
		Intimidation	6	0	0	0
		Stalking	2	0	0	0
		Commercial Sex Acts	0	0	0	0
		Involuntary Servitude	0	0	0	0
<b>Arrest Overview</b>		<b>Crimes Against Property</b>				
Total Arrests	194	Arson	1	0	0	0
Adult Arrests	191	Bribery	0	0	0	0
Juvenile Arrests	3	Burglary	29	0	0	0
Unknown Age	0	Counterfeiting/Forgery	0	0	0	0
Arrests per 100,000 population	N/A	Destruction/Damage/Vandalism	77	0	0	0
Average number offenses/incident	1.29	Embezzlement	0	0	0	0
		Extortion/Blackmail	0	0	0	0
		Fraud - Computer Hacking/Invasion	0	0	0	0
		Fraud - Credit Card/ATM	0	0	0	0
		Fraud - False Pretenses	8	1	0	0
		Fraud - Identity Theft	0	0	0	0
		Fraud - Impersonation	3	0	0	0
		Fraud - Welfare	0	0	0	0
		Fraud - Wire	0	0	0	0
		Motor Vehicle Theft	2	0	0	0
		Robbery	0	0	0	0
		Stolen Property Offenses	0	0	0	0
		Theft - Pocket-picking	0	0	0	0
		Theft - Purse Snatching	0	0	0	0
		Theft - Shoplifting	0	0	0	0
		Theft From Building	13	1	1	0
		Theft From Coin Machine	0	0	0	0
		Theft From Motor Vehicle	5	0	0	0
		Theft of Motor Vehicle Parts	0	0	0	0
		Theft - All Other Larceny	25	0	0	0
		<b>Crimes Against Society</b>				
		Animal Cruelty	0	0	0	0
		Drug/Narcotic Violations	63	14	16	0
		Drug/Narcotic Equipment Violations	61	10	0	0
		Gambling - Betting/Wagering	0	0	0	0
		Gambling - Operating/Promoting	0	0	0	0
		Gambling - Equipment Violations	0	0	0	0
		Gambling - Sports Tampering	0	0	0	0
		Pornography/Obscene Material	0	0	0	0
		Prostitution	0	0	0	0
		Prostitution Assisting/Promoting	0	0	0	0
		Purchasing Prostitution	0	0	0	0
		Weapon Law Violations	7	1	0	0
		<b>Total Group A Offenses</b>	<b>342</b>	<b>29</b>	<b>19</b>	<b>0</b>

Domestic Violence Victims		
Offense	Reported	Cleared
Murder	0	0
Aggravated Assault	1	0
Simple Assault	2	1
Intimidation	0	0
Stalking	0	0
Forcible Rape	2	0
Forcible Sodomy	0	0
Sexual Assault W/Object	0	0
Forcible Fondling	0	0
Incest	0	0
Statutory Rape	0	0
Kidnapping/Abduction	0	0
<b>Total</b>	<b>5</b>	<b>1</b>

TIBRS Group B Arrests		
Offense	Adult	Juvenile
Bad Checks	0	0
Curfew/Vagrancy	0	0
Disorderly Conduct	22	0
DUI	3	0
Drunkenness	19	0
Family-Non Violent	0	0
Liquor Law Violations	116	2
Peeping Tom	0	0
Trespass	8	1
All Other Offenses	4	0
<b>Total Group B</b>	<b>172</b>	<b>3</b>





2015 Population Estimate	N/A	TIBRS Group A Offenses	Offenses		Arrests	
			Reported	Cleared	Adult	Juvenile
<b>Offense Overview</b>		<b>Crimes Against Persons</b>				
Offense Total	1,003	Murder	0	0	0	0
Number Cleared	382	Negligent Manslaughter	0	0	0	0
Percent Cleared	38.09 %	Negligent Vehicular Manslaughter	0	0	0	0
Group A Crimes per 100,000 population	N/A	Kidnapping/Abduction	4	2	1	0
		Forcible Rape	4	1	1	0
		Forcible Sodomy	0	0	0	0
		Sexual Assault W/Object	1	1	0	0
		Forcible Fondling	11	5	2	0
		Incest	0	0	0	0
		Statutory Rape	0	0	0	0
		Aggravated Assault	19	11	1	0
		Simple Assault	115	87	24	0
		Intimidation	49	33	4	0
		Stalking	5	1	0	0
		Commercial Sex Acts	0	0	0	0
		Involuntary Servitude	0	0	0	0
		<b>Crimes Against Property</b>				
		Arson	0	0	0	0
		Bribery	0	0	0	0
		Burglary	16	2	2	0
		Counterfeiting/Forgery	12	10	8	0
		Destruction/Damage/Vandalism	62	13	3	2
		Embezzlement	12	9	8	0
		Extortion/Blackmail	1	0	0	0
		Fraud - Computer Hacking/Invasion	0	0	0	0
		Fraud - Credit Card/ATM	14	1	0	0
		Fraud - False Pretenses	22	6	1	0
		Fraud - Identity Theft	1	0	0	0
		Fraud - Impersonation	6	3	2	0
		Fraud - Welfare	0	0	0	0
		Fraud - Wire	0	0	0	0
		Motor Vehicle Theft	5	0	0	0
		Robbery	5	0	0	0
		Stolen Property Offenses	0	0	0	0
		Theft - Pocket-picking	0	0	0	0
		Theft - Purse Snatching	0	0	0	0
		Theft - Shoplifting	46	21	16	1
		Theft From Building	245	28	13	1
		Theft From Coin Machine	3	0	0	0
		Theft From Motor Vehicle	43	0	0	0
		Theft of Motor Vehicle Parts	10	0	0	0
		Theft - All Other Larceny	56	11	3	0
		<b>Crimes Against Society</b>				
		Animal Cruelty	2	1	1	0
		Drug/Narcotic Violations	157	97	109	4
		Drug/Narcotic Equipment Violations	74	37	34	0
		Gambling - Betting/Wagering	0	0	0	0
		Gambling - Operating/Promoting	0	0	0	0
		Gambling - Equipment Violations	0	0	0	0
		Gambling - Sports Tampering	0	0	0	0
		Pornography/Obscene Material	0	0	0	0
		Prostitution	0	0	0	0
		Prostitution Assisting/Promoting	0	0	0	0
		Purchasing Prostitution	0	0	0	0
		Weapon Law Violations	3	2	1	0
		<b>Total Group A Offenses</b>	<b>1,003</b>	<b>382</b>	<b>234</b>	<b>8</b>

Domestic Violence Victims		
Offense	Reported	Cleared
Murder	0	0
Aggravated Assault	1	1
Simple Assault	25	14
Intimidation	9	6
Stalking	0	0
Forcible Rape	1	0
Forcible Sodomy	0	0
Sexual Assault W/Object	0	0
Forcible Fondling	0	0
Incest	0	0
Statutory Rape	0	0
Kidnapping/Abduction	1	0
<b>Total</b>	<b>37</b>	<b>21</b>

TIBRS Group B Arrests		
Offense	Adult	Juvenile
Bad Checks	0	0
Curfew/Vagrancy	0	0
Disorderly Conduct	7	0
DUI	7	0
Drunkenness	34	0
Family-Non Violent	0	0
Liquor Law Violations	235	3
Peeping Tom	0	0
Trespass	65	0
All Other Offenses	11	1
<b>Total Group B</b>	<b>359</b>	<b>4</b>



# Volunteer State Community College - 2016

			Offenses		Arrests	
			Reported	Cleared	Adult	Juvenile
<b>2015 Population Estimate</b>	N/A					
<b>Offense Overview</b>						
Offense Total	18					
Number Cleared	5					
Percent Cleared	27.78 %					
Group A Crimes per 100,000 population	N/A					
<b>Arrest Overview</b>						
Total Arrests	11					
Adult Arrests	11					
Juvenile Arrests	0					
Unknown Age	0					
Arrests per 100,000 population	N/A					
Average number offenses/incident	1.06					
<b>Domestic Violence Victims</b>						
Offense	Reported	Cleared				
Murder	0	0				
Aggravated Assault	0	0				
Simple Assault	0	0				
Intimidation	1	0				
Stalking	0	0				
Forcible Rape	0	0				
Forcible Sodomy	0	0				
Sexual Assault W/Object	0	0				
Forcible Fondling	0	0				
Incest	0	0				
Statutory Rape	0	0				
Kidnapping/Abduction	0	0				
<b>Total</b>	<b>1</b>	<b>0</b>				
<b>TIBRS Group B Arrests</b>						
Offense	Adult	Juvenile				
Bad Checks	0	0				
Curfew/Vagrancy	0	0				
Disorderly Conduct	2	0				
DUI	0	0				
Drunkenness	1	0				
Family-Non Violent	0	0				
Liquor Law Violations	0	0				
Peeping Tom	0	0				
Trespass	0	0				
All Other Offenses	2	0				
<b>Total Group B</b>	<b>5</b>	<b>0</b>				
<b>TIBRS Group A Offenses</b>						
<b>Crimes Against Persons</b>						
Murder	0	0	0	0	0	0
Negligent Manslaughter	0	0	0	0	0	0
Negligent Vehicular Manslaughter	0	0	0	0	0	0
Kidnapping/Abduction	0	0	0	0	0	0
Forcible Rape	0	0	0	0	0	0
Forcible Sodomy	0	0	0	0	0	0
Sexual Assault W/Object	0	0	0	0	0	0
Forcible Fondling	0	0	0	0	0	0
Incest	0	0	0	0	0	0
Statutory Rape	0	0	0	0	0	0
Aggravated Assault	0	0	0	0	0	0
Simple Assault	0	0	0	0	0	0
Intimidation	3	0	0	0	0	0
Stalking	0	0	0	0	0	0
Commercial Sex Acts	0	0	0	0	0	0
Involuntary Servitude	0	0	0	0	0	0
<b>Crimes Against Property</b>						
Arson	0	0	0	0	0	0
Bribery	0	0	0	0	0	0
Burglary	0	0	0	0	0	0
Counterfeiting/Forgery	0	0	0	0	0	0
Destruction/Damage/Vandalism	4	1	1	0	0	0
Embezzlement	1	1	1	0	0	0
Extortion/Blackmail	0	0	0	0	0	0
Fraud - Computer Hacking/Invasion	0	0	0	0	0	0
Fraud - Credit Card/ATM	0	0	0	0	0	0
Fraud - False Pretenses	0	0	0	0	0	0
Fraud - Identity Theft	0	0	0	0	0	0
Fraud - Impersonation	0	0	0	0	0	0
Fraud - Welfare	0	0	0	0	0	0
Fraud - Wire	0	0	0	0	0	0
Motor Vehicle Theft	0	0	0	0	0	0
Robbery	0	0	0	0	0	0
Stolen Property Offenses	0	0	0	0	0	0
Theft - Pocket-picking	0	0	0	0	0	0
Theft - Purse Snatching	0	0	0	0	0	0
Theft - Shoplifting	1	1	1	0	0	0
Theft From Building	4	2	3	0	0	0
Theft From Coin Machine	0	0	0	0	0	0
Theft From Motor Vehicle	3	0	0	0	0	0
Theft of Motor Vehicle Parts	1	0	0	0	0	0
Theft - All Other Larceny	1	0	0	0	0	0
<b>Crimes Against Society</b>						
Animal Cruelty	0	0	0	0	0	0
Drug/Narcotic Violations	0	0	0	0	0	0
Drug/Narcotic Equipment Violations	0	0	0	0	0	0
Gambling - Betting/Wagering	0	0	0	0	0	0
Gambling - Operating/Promoting	0	0	0	0	0	0
Gambling - Equipment Violations	0	0	0	0	0	0
Gambling - Sports Tampering	0	0	0	0	0	0
Pornography/Obscene Material	0	0	0	0	0	0
Prostitution	0	0	0	0	0	0
Prostitution Assisting/Promoting	0	0	0	0	0	0
Purchasing Prostitution	0	0	0	0	0	0
Weapon Law Violations	0	0	0	0	0	0
<b>Total Group A Offenses</b>	<b>18</b>	<b>5</b>	<b>6</b>	<b>0</b>	<b>0</b>	<b>0</b>



# Walters State Community College - 2016

			Offenses		Arrests	
			Reported	Cleared	Adult	Juvenile
<b>2015 Population Estimate</b>	N/A	<b>TIBRS Group A Offenses</b>				
<b>Offense Overview</b>		<b>Crimes Against Persons</b>				
Offense Total	16	Murder	0	0	0	0
Number Cleared	0	Negligent Manslaughter	0	0	0	0
Percent Cleared	0.00 %	Negligent Vehicular Manslaughter	0	0	0	0
Group A Crimes per 100,000 population	N/A	Kidnapping/Abduction	0	0	0	0
		Forcible Rape	0	0	0	0
		Forcible Sodomy	0	0	0	0
		Sexual Assault W/Object	0	0	0	0
		Forcible Fondling	0	0	0	0
		Incest	0	0	0	0
		Statutory Rape	0	0	0	0
		Aggravated Assault	0	0	0	0
		Simple Assault	0	0	0	0
		Intimidation	1	0	0	0
		Stalking	2	0	0	0
		Commercial Sex Acts	0	0	0	0
		Involuntary Servitude	0	0	0	0
		<b>Crimes Against Property</b>				
		Arson	0	0	0	0
		Bribery	0	0	0	0
		Burglary	2	0	0	0
		Counterfeiting/Forgery	0	0	0	0
		Destruction/Damage/Vandalism	2	0	0	0
		Embezzlement	0	0	0	0
		Extortion/Blackmail	0	0	0	0
		Fraud - Computer Hacking/Invasion	0	0	0	0
		Fraud - Credit Card/ATM	0	0	0	0
		Fraud - False Pretenses	0	0	0	0
		Fraud - Identity Theft	0	0	0	0
		Fraud - Impersonation	0	0	0	0
		Fraud - Welfare	0	0	0	0
		Fraud - Wire	0	0	0	0
		Motor Vehicle Theft	1	0	0	0
		Robbery	0	0	0	0
		Stolen Property Offenses	0	0	0	0
		Theft - Pocket-picking	0	0	0	0
		Theft - Purse Snatching	0	0	0	0
		Theft - Shoplifting	0	0	0	0
		Theft From Building	3	0	0	0
		Theft From Coin Machine	0	0	0	0
		Theft From Motor Vehicle	1	0	0	0
		Theft of Motor Vehicle Parts	0	0	0	0
		Theft - All Other Larceny	0	0	0	0
		<b>Crimes Against Society</b>				
		Animal Cruelty	0	0	0	0
		Drug/Narcotic Violations	1	0	0	0
		Drug/Narcotic Equipment Violations	2	0	0	0
		Gambling - Betting/Wagering	0	0	0	0
		Gambling - Operating/Promoting	0	0	0	0
		Gambling - Equipment Violations	0	0	0	0
		Gambling - Sports Tampering	0	0	0	0
		Pornography/Obscene Material	0	0	0	0
		Prostitution	0	0	0	0
		Prostitution Assisting/Promoting	0	0	0	0
		Purchasing Prostitution	0	0	0	0
		Weapon Law Violations	1	0	0	0
		<b>Total Group A Offenses</b>	<b>16</b>	<b>0</b>	<b>0</b>	<b>0</b>
<b>Arrest Overview</b>						
Total Arrests	0					
Adult Arrests	0					
Juvenile Arrests	0					
Unknown Age	0					
Arrests per 100,000 population	N/A					
Average number offenses/incident	1.14					

Domestic Violence Victims		
Offense	Reported	Cleared
Murder	0	0
Aggravated Assault	0	0
Simple Assault	0	0
Intimidation	0	0
Stalking	0	0
Forcible Rape	0	0
Forcible Sodomy	0	0
Sexual Assault W/Object	0	0
Forcible Fondling	0	0
Incest	0	0
Statutory Rape	0	0
Kidnapping/Abduction	0	0
<b>Total</b>	<b>0</b>	<b>0</b>

TIBRS Group B Arrests		
Offense	Adult	Juvenile
Bad Checks	0	0
Curfew/Vagrancy	0	0
Disorderly Conduct	0	0
DUI	0	0
Drunkenness	0	0
Family-Non Violent	0	0
Liquor Law Violations	0	0
Peeping Tom	0	0
Trespass	0	0
All Other Offenses	0	0
<b>Total Group B</b>	<b>0</b>	<b>0</b>





**CRIME IN  
TENNESSEE  
2016**

**DRUG TASK  
FORCES**

# 1st Judicial Drug Task Force - 2016

2015 Population Estimate	N/A	TIBRS Group A Offenses	Offenses		Arrests	
			Reported	Cleared	Adult	Juvenile
<b>Offense Overview</b>		<b>Crimes Against Persons</b>				
Offense Total	99	Murder	0	0	0	0
Number Cleared	9	Negligent Manslaughter	0	0	0	0
Percent Cleared	9.09 %	Negligent Vehicular Manslaughter	0	0	0	0
Group A Crimes per 100,000 population	N/A	Kidnapping/Abduction	0	0	0	0
		Forcible Rape	0	0	0	0
		Forcible Sodomy	0	0	0	0
		Sexual Assault W/Object	0	0	0	0
		Forcible Fondling	0	0	0	0
		Incest	0	0	0	0
		Statutory Rape	0	0	0	0
		Aggravated Assault	0	0	0	0
		Simple Assault	0	0	0	0
		Intimidation	0	0	0	0
		Stalking	0	0	0	0
		Commercial Sex Acts	0	0	0	0
		Involuntary Servitude	0	0	0	0
<b>Arrest Overview</b>		<b>Crimes Against Property</b>				
Total Arrests	5	Arson	0	0	0	0
Adult Arrests	5	Bribery	0	0	0	0
Juvenile Arrests	0	Burglary	0	0	0	0
Unknown Age	0	Counterfeiting/Forgery	0	0	0	0
Arrests per 100,000 population	N/A	Destruction/Damage/Vandalism	0	0	0	0
Average number offenses/incident	1.02	Embezzlement	0	0	0	0
		Extortion/Blackmail	0	0	0	0
		Fraud - Computer Hacking/Invasion	0	0	0	0
		Fraud - Credit Card/ATM	0	0	0	0
		Fraud - False Pretenses	0	0	0	0
		Fraud - Identity Theft	0	0	0	0
		Fraud - Impersonation	0	0	0	0
		Fraud - Welfare	0	0	0	0
		Fraud - Wire	0	0	0	0
		Motor Vehicle Theft	0	0	0	0
		Robbery	0	0	0	0
		Stolen Property Offenses	0	0	0	0
		Theft - Pocket-picking	0	0	0	0
		Theft - Purse Snatching	0	0	0	0
		Theft - Shoplifting	0	0	0	0
		Theft From Building	0	0	0	0
		Theft From Coin Machine	0	0	0	0
		Theft From Motor Vehicle	0	0	0	0
		Theft of Motor Vehicle Parts	0	0	0	0
		Theft - All Other Larceny	0	0	0	0
		<b>Crimes Against Society</b>				
		Animal Cruelty	0	0	0	0
		Drug/Narcotic Violations	97	8	5	0
		Drug/Narcotic Equipment Violations	2	1	0	0
		Gambling - Betting/Wagering	0	0	0	0
		Gambling - Operating/Promoting	0	0	0	0
		Gambling - Equipment Violations	0	0	0	0
		Gambling - Sports Tampering	0	0	0	0
		Pornography/Obscene Material	0	0	0	0
		Prostitution	0	0	0	0
		Prostitution Assisting/Promoting	0	0	0	0
		Purchasing Prostitution	0	0	0	0
		Weapon Law Violations	0	0	0	0
		<b>Total Group A Offenses</b>	<b>99</b>	<b>9</b>	<b>5</b>	<b>0</b>

Domestic Violence Victims		
Offense	Reported	Cleared
Murder	0	0
Aggravated Assault	0	0
Simple Assault	0	0
Intimidation	0	0
Stalking	0	0
Forcible Rape	0	0
Forcible Sodomy	0	0
Sexual Assault W/Object	0	0
Forcible Fondling	0	0
Incest	0	0
Statutory Rape	0	0
Kidnapping/Abduction	0	0
<b>Total</b>	<b>0</b>	<b>0</b>

TIBRS Group B Arrests		
Offense	Adult	Juvenile
Bad Checks	0	0
Curfew/Vagrancy	0	0
Disorderly Conduct	0	0
DUI	0	0
Drunkenness	0	0
Family-Non Violent	0	0
Liquor Law Violations	0	0
Peeping Tom	0	0
Trespass	0	0
All Other Offenses	0	0
<b>Total Group B</b>	<b>0</b>	<b>0</b>



## 2nd Judicial Drug Task Force - 2016

2015 Population Estimate	N/A	TIBRS Group A Offenses	Offenses		Arrests	
			Reported	Cleared	Adult	Juvenile
<b>Offense Overview</b>		<b>Crimes Against Persons</b>				
Offense Total	31	Murder	0	0	0	0
Number Cleared	13	Negligent Manslaughter	0	0	0	0
Percent Cleared	41.94 %	Negligent Vehicular Manslaughter	0	0	0	0
Group A Crimes per 100,000 population	N/A	Kidnapping/Abduction	0	0	0	0
		Forcible Rape	0	0	0	0
		Forcible Sodomy	0	0	0	0
		Sexual Assault W/Object	0	0	0	0
		Forcible Fondling	0	0	0	0
		Incest	0	0	0	0
		Statutory Rape	0	0	0	0
		Aggravated Assault	0	0	0	0
		Simple Assault	0	0	0	0
		Intimidation	0	0	0	0
		Stalking	0	0	0	0
		Commercial Sex Acts	0	0	0	0
		Involuntary Servitude	0	0	0	0
		<b>Crimes Against Property</b>				
		Arson	0	0	0	0
		Bribery	0	0	0	0
		Burglary	0	0	0	0
		Counterfeiting/Forgery	0	0	0	0
		Destruction/Damage/Vandalism	0	0	0	0
		Embezzlement	0	0	0	0
		Extortion/Blackmail	0	0	0	0
		Fraud - Computer Hacking/Invasion	0	0	0	0
		Fraud - Credit Card/ATM	0	0	0	0
		Fraud - False Pretenses	0	0	0	0
		Fraud - Identity Theft	0	0	0	0
		Fraud - Impersonation	0	0	0	0
		Fraud - Welfare	0	0	0	0
		Fraud - Wire	0	0	0	0
		Motor Vehicle Theft	0	0	0	0
		Robbery	0	0	0	0
		Stolen Property Offenses	0	0	0	0
		Theft - Pocket-picking	0	0	0	0
		Theft - Purse Snatching	0	0	0	0
		Theft - Shoplifting	0	0	0	0
		Theft From Building	0	0	0	0
		Theft From Coin Machine	0	0	0	0
		Theft From Motor Vehicle	0	0	0	0
		Theft of Motor Vehicle Parts	0	0	0	0
		Theft - All Other Larceny	0	0	0	0
		<b>Crimes Against Society</b>				
		Animal Cruelty	0	0	0	0
		Drug/Narcotic Violations	19	6	4	0
		Drug/Narcotic Equipment Violations	8	5	0	0
		Gambling - Betting/Wagering	0	0	0	0
		Gambling - Operating/Promoting	0	0	0	0
		Gambling - Equipment Violations	0	0	0	0
		Gambling - Sports Tampering	0	0	0	0
		Pornography/Obscene Material	0	0	0	0
		Prostitution	0	0	0	0
		Prostitution Assisting/Promoting	0	0	0	0
		Purchasing Prostitution	0	0	0	0
		Weapon Law Violations	4	2	0	0
		<b>Total Group A Offenses</b>	<b>31</b>	<b>13</b>	<b>4</b>	<b>0</b>

Domestic Violence Victims		
Offense	Reported	Cleared
Murder	0	0
Aggravated Assault	0	0
Simple Assault	0	0
Intimidation	0	0
Stalking	0	0
Forcible Rape	0	0
Forcible Sodomy	0	0
Sexual Assault W/Object	0	0
Forcible Fondling	0	0
Incest	0	0
Statutory Rape	0	0
Kidnapping/Abduction	0	0
<b>Total</b>	<b>0</b>	<b>0</b>

TIBRS Group B Arrests		
Offense	Adult	Juvenile
Bad Checks	0	0
Curfew/Vagrancy	0	0
Disorderly Conduct	0	0
DUI	0	0
Drunkenness	0	0
Family-Non Violent	0	0
Liquor Law Violations	0	0
Peeping Tom	0	0
Trespass	0	0
All Other Offenses	10	0
<b>Total Group B</b>	<b>10</b>	<b>0</b>



### 3rd Judicial Drug Task Force - 2016

2015 Population Estimate	N/A	TIBRS Group A Offenses	Offenses		Arrests	
			Reported	Cleared	Adult	Juvenile
<b>Offense Overview</b>		<b>Crimes Against Persons</b>				
Offense Total	139	Murder	0	0	0	0
Number Cleared	26	Negligent Manslaughter	0	0	0	0
Percent Cleared	18.71 %	Negligent Vehicular Manslaughter	0	0	0	0
Group A Crimes per 100,000 population	N/A	Kidnapping/Abduction	0	0	0	0
		Forcible Rape	0	0	0	0
		Forcible Sodomy	0	0	0	0
		Sexual Assault W/Object	0	0	0	0
		Forcible Fondling	0	0	0	0
		Incest	0	0	0	0
		Statutory Rape	0	0	0	0
		Aggravated Assault	0	0	0	0
		Simple Assault	0	0	0	0
		Intimidation	1	1	1	0
		Stalking	0	0	0	0
		Commercial Sex Acts	0	0	0	0
		Involuntary Servitude	0	0	0	0
		<b>Crimes Against Property</b>				
		Arson	0	0	0	0
		Bribery	0	0	0	0
		Burglary	0	0	0	0
		Counterfeiting/Forgery	1	0	0	0
		Destruction/Damage/Vandalism	0	0	0	0
		Embezzlement	1	0	0	0
		Extortion/Blackmail	0	0	0	0
		Fraud - Computer Hacking/Invasion	0	0	0	0
		Fraud - Credit Card/ATM	0	0	0	0
		Fraud - False Pretenses	1	0	0	0
		Fraud - Identity Theft	0	0	0	0
		Fraud - Impersonation	0	0	0	0
		Fraud - Welfare	0	0	0	0
		Fraud - Wire	0	0	0	0
		Motor Vehicle Theft	0	0	0	0
		Robbery	0	0	0	0
		Stolen Property Offenses	1	1	2	0
		Theft - Pocket-picking	0	0	0	0
		Theft - Purse Snatching	0	0	0	0
		Theft - Shoplifting	0	0	0	0
		Theft From Building	0	0	0	0
		Theft From Coin Machine	0	0	0	0
		Theft From Motor Vehicle	0	0	0	0
		Theft of Motor Vehicle Parts	0	0	0	0
		Theft - All Other Larceny	0	0	0	0
		<b>Crimes Against Society</b>				
		Animal Cruelty	0	0	0	0
		Drug/Narcotic Violations	104	17	25	0
		Drug/Narcotic Equipment Violations	24	5	0	0
		Gambling - Betting/Wagering	0	0	0	0
		Gambling - Operating/Promoting	0	0	0	0
		Gambling - Equipment Violations	0	0	0	0
		Gambling - Sports Tampering	0	0	0	0
		Pornography/Obscene Material	0	0	0	0
		Prostitution	0	0	0	0
		Prostitution Assisting/Promoting	0	0	0	0
		Purchasing Prostitution	0	0	0	0
		Weapon Law Violations	6	2	1	0
		<b>Total Group A Offenses</b>	<b>139</b>	<b>26</b>	<b>29</b>	<b>0</b>

Domestic Violence Victims		
Offense	Reported	Cleared
Murder	0	0
Aggravated Assault	0	0
Simple Assault	0	0
Intimidation	0	0
Stalking	0	0
Forcible Rape	0	0
Forcible Sodomy	0	0
Sexual Assault W/Object	0	0
Forcible Fondling	0	0
Incest	0	0
Statutory Rape	0	0
Kidnapping/Abduction	0	0
<b>Total</b>	<b>0</b>	<b>0</b>

TIBRS Group B Arrests		
Offense	Adult	Juvenile
Bad Checks	0	0
Curfew/Vagrancy	0	0
Disorderly Conduct	0	0
DUI	0	0
Drunkenness	0	0
Family-Non Violent	0	0
Liquor Law Violations	0	0
Peeping Tom	0	0
Trespass	0	0
All Other Offenses	1	0
<b>Total Group B</b>	<b>1</b>	<b>0</b>



## 4th Judicial Drug Task Force - 2016

2015 Population Estimate	N/A	TIBRS Group A Offenses	Offenses		Arrests	
			Reported	Cleared	Adult	Juvenile
<b>Offense Overview</b>		<b>Crimes Against Persons</b>				
Offense Total	144	Murder	0	0	0	0
Number Cleared	10	Negligent Manslaughter	0	0	0	0
Percent Cleared	6.94 %	Negligent Vehicular Manslaughter	0	0	0	0
Group A Crimes per 100,000 population	N/A	Kidnapping/Abduction	0	0	0	0
		Forcible Rape	0	0	0	0
		Forcible Sodomy	0	0	0	0
		Sexual Assault W/Object	0	0	0	0
		Forcible Fondling	0	0	0	0
		Incest	0	0	0	0
		Statutory Rape	0	0	0	0
		Aggravated Assault	0	0	0	0
		Simple Assault	0	0	0	0
		Intimidation	0	0	0	0
		Stalking	0	0	0	0
		Commercial Sex Acts	0	0	0	0
		Involuntary Servitude	0	0	0	0
<b>Arrest Overview</b>		<b>Crimes Against Property</b>				
Total Arrests	7	Arson	0	0	0	0
Adult Arrests	7	Bribery	0	0	0	0
Juvenile Arrests	0	Burglary	0	0	0	0
Unknown Age	0	Counterfeiting/Forgery	0	0	0	0
Arrests per 100,000 population	N/A	Destruction/Damage/Vandalism	0	0	0	0
Average number offenses/incident	1.01	Embezzlement	0	0	0	0
		Extortion/Blackmail	0	0	0	0
		Fraud - Computer Hacking/Invasion	0	0	0	0
		Fraud - Credit Card/ATM	0	0	0	0
		Fraud - False Pretenses	0	0	0	0
		Fraud - Identity Theft	0	0	0	0
		Fraud - Impersonation	0	0	0	0
		Fraud - Welfare	0	0	0	0
		Fraud - Wire	0	0	0	0
		Motor Vehicle Theft	0	0	0	0
		Robbery	0	0	0	0
		Stolen Property Offenses	0	0	0	0
		Theft - Pocket-picking	0	0	0	0
		Theft - Purse Snatching	0	0	0	0
		Theft - Shoplifting	0	0	0	0
		Theft From Building	0	0	0	0
		Theft From Coin Machine	0	0	0	0
		Theft From Motor Vehicle	0	0	0	0
		Theft of Motor Vehicle Parts	0	0	0	0
		Theft - All Other Larceny	0	0	0	0
		<b>Crimes Against Society</b>				
		Animal Cruelty	0	0	0	0
		Drug/Narcotic Violations	142	9	7	0
		Drug/Narcotic Equipment Violations	0	0	0	0
		Gambling - Betting/Wagering	0	0	0	0
		Gambling - Operating/Promoting	0	0	0	0
		Gambling - Equipment Violations	0	0	0	0
		Gambling - Sports Tampering	0	0	0	0
		Pornography/Obscene Material	0	0	0	0
		Prostitution	0	0	0	0
		Prostitution Assisting/Promoting	0	0	0	0
		Purchasing Prostitution	0	0	0	0
		Weapon Law Violations	2	1	0	0
		<b>Total Group A Offenses</b>	<b>144</b>	<b>10</b>	<b>7</b>	<b>0</b>

Domestic Violence Victims		
Offense	Reported	Cleared
Murder	0	0
Aggravated Assault	0	0
Simple Assault	0	0
Intimidation	0	0
Stalking	0	0
Forcible Rape	0	0
Forcible Sodomy	0	0
Sexual Assault W/Object	0	0
Forcible Fondling	0	0
Incest	0	0
Statutory Rape	0	0
Kidnapping/Abduction	0	0
<b>Total</b>	<b>0</b>	<b>0</b>

TIBRS Group B Arrests		
Offense	Adult	Juvenile
Bad Checks	0	0
Curfew/Vagrancy	0	0
Disorderly Conduct	0	0
DUI	0	0
Drunkenness	0	0
Family-Non Violent	0	0
Liquor Law Violations	0	0
Peeping Tom	0	0
Trespass	0	0
All Other Offenses	0	0
<b>Total Group B</b>	<b>0</b>	<b>0</b>





## 5th Judicial Drug Task Force - 2016

2015 Population Estimate	N/A	TIBRS Group A Offenses	Offenses		Arrests	
			Reported	Cleared	Adult	Juvenile
<b>Offense Overview</b>		<b>Crimes Against Persons</b>				
Offense Total	356	Murder	0	0	0	0
Number Cleared	164	Negligent Manslaughter	0	0	0	0
Percent Cleared	46.07 %	Negligent Vehicular Manslaughter	0	0	0	0
Group A Crimes per 100,000 population	N/A	Kidnapping/Abduction	0	0	0	0
		Forcible Rape	0	0	0	0
		Forcible Sodomy	0	0	0	0
		Sexual Assault W/Object	0	0	0	0
		Forcible Fondling	0	0	0	0
		Incest	0	0	0	0
		Statutory Rape	0	0	0	0
		Aggravated Assault	0	0	0	0
		Simple Assault	0	0	0	0
		Intimidation	0	0	0	0
		Stalking	0	0	0	0
		Commercial Sex Acts	0	0	0	0
		Involuntary Servitude	0	0	0	0
<b>Arrest Overview</b>		<b>Crimes Against Property</b>				
Total Arrests	129	Arson	0	0	0	0
Adult Arrests	127	Bribery	0	0	0	0
Juvenile Arrests	2	Burglary	0	0	0	0
Unknown Age	0	Counterfeiting/Forgery	3	2	1	0
Arrests per 100,000 population	N/A	Destruction/Damage/Vandalism	0	0	0	0
Average number offenses/incident	1.29	Embezzlement	0	0	0	0
		Extortion/Blackmail	0	0	0	0
		Fraud - Computer Hacking/Invasion	0	0	0	0
		Fraud - Credit Card/ATM	0	0	0	0
		Fraud - False Pretenses	31	15	14	0
		Fraud - Identity Theft	0	0	0	0
		Fraud - Impersonation	10	8	2	0
		Fraud - Welfare	0	0	0	0
		Fraud - Wire	1	0	0	0
		Motor Vehicle Theft	0	0	0	0
		Robbery	0	0	0	0
		Stolen Property Offenses	0	0	0	0
		Theft - Pocket-picking	0	0	0	0
		Theft - Purse Snatching	0	0	0	0
		Theft - Shoplifting	0	0	0	0
		Theft From Building	0	0	0	0
		Theft From Coin Machine	0	0	0	0
		Theft From Motor Vehicle	0	0	0	0
		Theft of Motor Vehicle Parts	0	0	0	0
		Theft - All Other Larceny	0	0	0	0
		<b>Crimes Against Society</b>				
		Animal Cruelty	0	0	0	0
		Drug/Narcotic Violations	221	87	90	2
		Drug/Narcotic Equipment Violations	78	42	11	0
		Gambling - Betting/Wagering	0	0	0	0
		Gambling - Operating/Promoting	0	0	0	0
		Gambling - Equipment Violations	0	0	0	0
		Gambling - Sports Tampering	0	0	0	0
		Pornography/Obscene Material	0	0	0	0
		Prostitution	0	0	0	0
		Prostitution Assisting/Promoting	0	0	0	0
		Purchasing Prostitution	0	0	0	0
		Weapon Law Violations	12	10	0	0
		<b>Total Group A Offenses</b>	<b>356</b>	<b>164</b>	<b>118</b>	<b>2</b>

Domestic Violence Victims		
Offense	Reported	Cleared
Murder	0	0
Aggravated Assault	0	0
Simple Assault	0	0
Intimidation	0	0
Stalking	0	0
Forcible Rape	0	0
Forcible Sodomy	0	0
Sexual Assault W/Object	0	0
Forcible Fondling	0	0
Incest	0	0
Statutory Rape	0	0
Kidnapping/Abduction	0	0
<b>Total</b>	<b>0</b>	<b>0</b>

TIBRS Group B Arrests		
Offense	Adult	Juvenile
Bad Checks	0	0
Curfew/Vagrancy	0	0
Disorderly Conduct	0	0
DUI	0	0
Drunkenness	0	0
Family-Non Violent	0	0
Liquor Law Violations	7	0
Peeping Tom	0	0
Trespass	0	0
All Other Offenses	2	0
<b>Total Group B</b>	<b>9</b>	<b>0</b>



## 7th Judicial District Crime Task Force - 2016

2015 Population Estimate	N/A	TIBRS Group A Offenses	Offenses		Arrests	
			Reported	Cleared	Adult	Juvenile
<b>Offense Overview</b>		<b>Crimes Against Persons</b>				
Offense Total	80	Murder	0	0	0	0
Number Cleared	34	Negligent Manslaughter	0	0	0	0
Percent Cleared	42.50 %	Negligent Vehicular Manslaughter	0	0	0	0
Group A Crimes per 100,000 population	N/A	Kidnapping/Abduction	0	0	0	0
		Forcible Rape	0	0	0	0
		Forcible Sodomy	0	0	0	0
		Sexual Assault W/Object	0	0	0	0
		Forcible Fondling	0	0	0	0
		Incest	0	0	0	0
		Statutory Rape	0	0	0	0
		Aggravated Assault	0	0	0	0
		Simple Assault	0	0	0	0
		Intimidation	0	0	0	0
		Stalking	0	0	0	0
		Commercial Sex Acts	0	0	0	0
		Involuntary Servitude	0	0	0	0
		<b>Crimes Against Property</b>				
		Arson	0	0	0	0
		Bribery	0	0	0	0
		Burglary	0	0	0	0
		Counterfeiting/Forgery	0	0	0	0
		Destruction/Damage/Vandalism	0	0	0	0
		Embezzlement	0	0	0	0
		Extortion/Blackmail	0	0	0	0
		Fraud - Computer Hacking/Invasion	0	0	0	0
		Fraud - Credit Card/ATM	0	0	0	0
		Fraud - False Pretenses	0	0	0	0
		Fraud - Identity Theft	0	0	0	0
		Fraud - Impersonation	0	0	0	0
		Fraud - Welfare	0	0	0	0
		Fraud - Wire	0	0	0	0
		Motor Vehicle Theft	0	0	0	0
		Robbery	0	0	0	0
		Stolen Property Offenses	0	0	0	0
		Theft - Pocket-picking	0	0	0	0
		Theft - Purse Snatching	0	0	0	0
		Theft - Shoplifting	0	0	0	0
		Theft From Building	0	0	0	0
		Theft From Coin Machine	0	0	0	0
		Theft From Motor Vehicle	0	0	0	0
		Theft of Motor Vehicle Parts	0	0	0	0
		Theft - All Other Larceny	0	0	0	0
		<b>Crimes Against Society</b>				
		Animal Cruelty	0	0	0	0
		Drug/Narcotic Violations	42	14	19	0
		Drug/Narcotic Equipment Violations	26	11	2	0
		Gambling - Betting/Wagering	0	0	0	0
		Gambling - Operating/Promoting	0	0	0	0
		Gambling - Equipment Violations	0	0	0	0
		Gambling - Sports Tampering	0	0	0	0
		Pornography/Obscene Material	0	0	0	0
		Prostitution	0	0	0	0
		Prostitution Assisting/Promoting	6	6	13	0
		Purchasing Prostitution	0	0	0	0
		Weapon Law Violations	6	3	1	0
		<b>Total Group A Offenses</b>	<b>80</b>	<b>34</b>	<b>35</b>	<b>0</b>

Domestic Violence Victims		
Offense	Reported	Cleared
Murder	0	0
Aggravated Assault	0	0
Simple Assault	0	0
Intimidation	0	0
Stalking	0	0
Forcible Rape	0	0
Forcible Sodomy	0	0
Sexual Assault W/Object	0	0
Forcible Fondling	0	0
Incest	0	0
Statutory Rape	0	0
Kidnapping/Abduction	0	0
<b>Total</b>	<b>0</b>	<b>0</b>

TIBRS Group B Arrests		
Offense	Adult	Juvenile
Bad Checks	0	0
Curfew/Vagrancy	0	0
Disorderly Conduct	0	0
DUI	0	0
Drunkenness	0	0
Family-Non Violent	0	0
Liquor Law Violations	0	0
Peeping Tom	0	0
Trespass	0	0
All Other Offenses	23	0
<b>Total Group B</b>	<b>23</b>	<b>0</b>



## 8th Judicial Drug Task Force - 2016

2015 Population Estimate	N/A	TIBRS Group A Offenses	Offenses		Arrests	
			Reported	Cleared	Adult	Juvenile
<b>Offense Overview</b>		<b>Crimes Against Persons</b>				
Offense Total	73	Murder	0	0	0	0
Number Cleared	5	Negligent Manslaughter	0	0	0	0
Percent Cleared	6.85 %	Negligent Vehicular Manslaughter	0	0	0	0
Group A Crimes per 100,000 population	N/A	Kidnapping/Abduction	0	0	0	0
		Forcible Rape	0	0	0	0
		Forcible Sodomy	0	0	0	0
		Sexual Assault W/Object	0	0	0	0
		Forcible Fondling	0	0	0	0
		Incest	0	0	0	0
		Statutory Rape	0	0	0	0
		Aggravated Assault	0	0	0	0
		Simple Assault	0	0	0	0
		Intimidation	0	0	0	0
		Stalking	0	0	0	0
		Commercial Sex Acts	0	0	0	0
		Involuntary Servitude	0	0	0	0
		<b>Crimes Against Property</b>				
		Arson	0	0	0	0
		Bribery	0	0	0	0
		Burglary	0	0	0	0
		Counterfeiting/Forgery	0	0	0	0
		Destruction/Damage/Vandalism	0	0	0	0
		Embezzlement	0	0	0	0
		Extortion/Blackmail	0	0	0	0
		Fraud - Computer Hacking/Invasion	0	0	0	0
		Fraud - Credit Card/ATM	0	0	0	0
		Fraud - False Pretenses	0	0	0	0
		Fraud - Identity Theft	0	0	0	0
		Fraud - Impersonation	0	0	0	0
		Fraud - Welfare	0	0	0	0
		Fraud - Wire	0	0	0	0
		Motor Vehicle Theft	0	0	0	0
		Robbery	0	0	0	0
		Stolen Property Offenses	0	0	0	0
		Theft - Pocket-picking	0	0	0	0
		Theft - Purse Snatching	0	0	0	0
		Theft - Shoplifting	0	0	0	0
		Theft From Building	0	0	0	0
		Theft From Coin Machine	0	0	0	0
		Theft From Motor Vehicle	0	0	0	0
		Theft of Motor Vehicle Parts	0	0	0	0
		Theft - All Other Larceny	0	0	0	0
		<b>Crimes Against Society</b>				
		Animal Cruelty	0	0	0	0
		Drug/Narcotic Violations	64	3	3	0
		Drug/Narcotic Equipment Violations	9	2	0	0
		Gambling - Betting/Wagering	0	0	0	0
		Gambling - Operating/Promoting	0	0	0	0
		Gambling - Equipment Violations	0	0	0	0
		Gambling - Sports Tampering	0	0	0	0
		Pornography/Obscene Material	0	0	0	0
		Prostitution	0	0	0	0
		Prostitution Assisting/Promoting	0	0	0	0
		Purchasing Prostitution	0	0	0	0
		Weapon Law Violations	0	0	0	0
		<b>Total Group A Offenses</b>	<b>73</b>	<b>5</b>	<b>3</b>	<b>0</b>
<b>Arrest Overview</b>						
Total Arrests	4					
Adult Arrests	4					
Juvenile Arrests	0					
Unknown Age	0					
Arrests per 100,000 population	N/A					
Average number offenses/incident	1.12					

Domestic Violence Victims		
Offense	Reported	Cleared
Murder	0	0
Aggravated Assault	0	0
Simple Assault	0	0
Intimidation	0	0
Stalking	0	0
Forcible Rape	0	0
Forcible Sodomy	0	0
Sexual Assault W/Object	0	0
Forcible Fondling	0	0
Incest	0	0
Statutory Rape	0	0
Kidnapping/Abduction	0	0
<b>Total</b>	<b>0</b>	<b>0</b>

TIBRS Group B Arrests		
Offense	Adult	Juvenile
Bad Checks	0	0
Curfew/Vagrancy	0	0
Disorderly Conduct	1	0
DUI	0	0
Drunkenness	0	0
Family-Non Violent	0	0
Liquor Law Violations	0	0
Peeping Tom	0	0
Trespass	0	0
All Other Offenses	0	0
<b>Total Group B</b>	<b>1</b>	<b>0</b>



## 9th Judicial Drug Task Force - 2016

2015 Population Estimate	N/A	TIBRS Group A Offenses	Offenses		Arrests	
			Reported	Cleared	Adult	Juvenile
<b>Offense Overview</b>		<b>Crimes Against Persons</b>				
Offense Total	111	Murder	0	0	0	0
Number Cleared	90	Negligent Manslaughter	0	0	0	0
Percent Cleared	81.08 %	Negligent Vehicular Manslaughter	0	0	0	0
Group A Crimes per 100,000 population	N/A	Kidnapping/Abduction	0	0	0	0
		Forcible Rape	0	0	0	0
		Forcible Sodomy	0	0	0	0
		Sexual Assault W/Object	0	0	0	0
		Forcible Fondling	0	0	0	0
		Incest	0	0	0	0
		Statutory Rape	0	0	0	0
		Aggravated Assault	0	0	0	0
		Simple Assault	0	0	0	0
		Intimidation	0	0	0	0
		Stalking	0	0	0	0
		Commercial Sex Acts	0	0	0	0
		Involuntary Servitude	0	0	0	0
<b>Arrest Overview</b>		<b>Crimes Against Property</b>				
Total Arrests	105	Arson	0	0	0	0
Adult Arrests	104	Bribery	0	0	0	0
Juvenile Arrests	1	Burglary	0	0	0	0
Unknown Age	0	Counterfeiting/Forgery	1	1	1	0
Arrests per 100,000 population	N/A	Destruction/Damage/Vandalism	0	0	0	0
Average number offenses/incident	1.29	Embezzlement	0	0	0	0
		Extortion/Blackmail	0	0	0	0
		Fraud - Computer Hacking/Invasion	0	0	0	0
		Fraud - Credit Card/ATM	0	0	0	0
		Fraud - False Pretenses	3	3	3	0
		Fraud - Identity Theft	0	0	0	0
		Fraud - Impersonation	2	2	0	0
		Fraud - Welfare	0	0	0	0
		Fraud - Wire	0	0	0	0
		Motor Vehicle Theft	0	0	0	0
		Robbery	0	0	0	0
		Stolen Property Offenses	0	0	0	0
		Theft - Pocket-picking	0	0	0	0
		Theft - Purse Snatching	0	0	0	0
		Theft - Shoplifting	6	6	7	0
		Theft From Building	0	0	0	0
		Theft From Coin Machine	0	0	0	0
		Theft From Motor Vehicle	0	0	0	0
		Theft of Motor Vehicle Parts	0	0	0	0
		Theft - All Other Larceny	0	0	0	0
		<b>Crimes Against Society</b>				
		Animal Cruelty	0	0	0	0
		Drug/Narcotic Violations	73	53	78	0
		Drug/Narcotic Equipment Violations	23	23	11	1
		Gambling - Betting/Wagering	0	0	0	0
		Gambling - Operating/Promoting	0	0	0	0
		Gambling - Equipment Violations	0	0	0	0
		Gambling - Sports Tampering	0	0	0	0
		Pornography/Obscene Material	0	0	0	0
		Prostitution	0	0	0	0
		Prostitution Assisting/Promoting	0	0	0	0
		Purchasing Prostitution	0	0	0	0
		Weapon Law Violations	3	2	3	0
		<b>Total Group A Offenses</b>	<b>111</b>	<b>90</b>	<b>103</b>	<b>1</b>

Domestic Violence Victims		
Offense	Reported	Cleared
Murder	0	0
Aggravated Assault	0	0
Simple Assault	0	0
Intimidation	0	0
Stalking	0	0
Forcible Rape	0	0
Forcible Sodomy	0	0
Sexual Assault W/Object	0	0
Forcible Fondling	0	0
Incest	0	0
Statutory Rape	0	0
Kidnapping/Abduction	0	0
<b>Total</b>	<b>0</b>	<b>0</b>

TIBRS Group B Arrests		
Offense	Adult	Juvenile
Bad Checks	0	0
Curfew/Vagrancy	0	0
Disorderly Conduct	0	0
DUI	0	0
Drunkenness	0	0
Family-Non Violent	0	0
Liquor Law Violations	0	0
Peeping Tom	0	0
Trespass	1	0
All Other Offenses	0	0
<b>Total Group B</b>	<b>1</b>	<b>0</b>



# 10th Judicial Drug Task Force - 2016

2015 Population Estimate	N/A	TIBRS Group A Offenses	Offenses		Arrests	
			Reported	Cleared	Adult	Juvenile
<b>Offense Overview</b>		<b>Crimes Against Persons</b>				
Offense Total	359	Murder	0	0	0	0
Number Cleared	244	Negligent Manslaughter	0	0	0	0
Percent Cleared	67.97 %	Negligent Vehicular Manslaughter	0	0	0	0
Group A Crimes per 100,000 population	N/A	Kidnapping/Abduction	0	0	0	0
		Forcible Rape	0	0	0	0
		Forcible Sodomy	0	0	0	0
		Sexual Assault W/Object	0	0	0	0
		Forcible Fondling	0	0	0	0
		Incest	0	0	0	0
		Statutory Rape	0	0	0	0
		Aggravated Assault	0	0	0	0
		Simple Assault	0	0	0	0
		Intimidation	0	0	0	0
		Stalking	0	0	0	0
		Commercial Sex Acts	0	0	0	0
		Involuntary Servitude	0	0	0	0
		<b>Crimes Against Property</b>				
		Arson	0	0	0	0
		Bribery	0	0	0	0
		Burglary	0	0	0	0
		Counterfeiting/Forgery	1	1	0	0
		Destruction/Damage/Vandalism	0	0	0	0
		Embezzlement	0	0	0	0
		Extortion/Blackmail	0	0	0	0
		Fraud - Computer Hacking/Invasion	0	0	0	0
		Fraud - Credit Card/ATM	0	0	0	0
		Fraud - False Pretenses	0	0	0	0
		Fraud - Identity Theft	0	0	0	0
		Fraud - Impersonation	0	0	0	0
		Fraud - Welfare	0	0	0	0
		Fraud - Wire	0	0	0	0
		Motor Vehicle Theft	0	0	0	0
		Robbery	0	0	0	0
		Stolen Property Offenses	0	0	0	0
		Theft - Pocket-picking	0	0	0	0
		Theft - Purse Snatching	0	0	0	0
		Theft - Shoplifting	0	0	0	0
		Theft From Building	0	0	0	0
		Theft From Coin Machine	0	0	0	0
		Theft From Motor Vehicle	0	0	0	0
		Theft of Motor Vehicle Parts	0	0	0	0
		Theft - All Other Larceny	0	0	0	0
		<b>Crimes Against Society</b>				
		Animal Cruelty	0	0	0	0
		Drug/Narcotic Violations	200	131	144	0
		Drug/Narcotic Equipment Violations	148	105	25	0
		Gambling - Betting/Wagering	0	0	0	0
		Gambling - Operating/Promoting	0	0	0	0
		Gambling - Equipment Violations	0	0	0	0
		Gambling - Sports Tampering	0	0	0	0
		Pornography/Obscene Material	0	0	0	0
		Prostitution	0	0	0	0
		Prostitution Assisting/Promoting	0	0	0	0
		Purchasing Prostitution	0	0	0	0
		Weapon Law Violations	10	7	0	0
		<b>Total Group A Offenses</b>	<b>359</b>	<b>244</b>	<b>169</b>	<b>0</b>

Domestic Violence Victims		
Offense	Reported	Cleared
Murder	0	0
Aggravated Assault	0	0
Simple Assault	0	0
Intimidation	0	0
Stalking	0	0
Forcible Rape	0	0
Forcible Sodomy	0	0
Sexual Assault W/Object	0	0
Forcible Fondling	0	0
Incest	0	0
Statutory Rape	0	0
Kidnapping/Abduction	0	0
<b>Total</b>	<b>0</b>	<b>0</b>

TIBRS Group B Arrests		
Offense	Adult	Juvenile
Bad Checks	0	0
Curfew/Vagrancy	0	0
Disorderly Conduct	0	0
DUI	0	0
Drunkenness	0	0
Family-Non Violent	0	0
Liquor Law Violations	0	0
Peeping Tom	0	0
Trespass	0	0
All Other Offenses	1	0
<b>Total Group B</b>	<b>1</b>	<b>0</b>



## 12th Judicial Drug Task Force - 2016

2015 Population Estimate	N/A	TIBRS Group A Offenses	Offenses		Arrests	
			Reported	Cleared	Adult	Juvenile
<b>Offense Overview</b>		<b>Crimes Against Persons</b>				
Offense Total	6	Murder	0	0	0	0
Number Cleared	5	Negligent Manslaughter	0	0	0	0
Percent Cleared	83.33 %	Negligent Vehicular Manslaughter	0	0	0	0
Group A Crimes per 100,000 population	N/A	Kidnapping/Abduction	0	0	0	0
		Forcible Rape	0	0	0	0
		Forcible Sodomy	0	0	0	0
		Sexual Assault W/Object	0	0	0	0
		Forcible Fondling	0	0	0	0
		Incest	0	0	0	0
		Statutory Rape	0	0	0	0
		Aggravated Assault	0	0	0	0
		Simple Assault	0	0	0	0
		Intimidation	0	0	0	0
		Stalking	0	0	0	0
		Commercial Sex Acts	0	0	0	0
		Involuntary Servitude	0	0	0	0
<b>Arrest Overview</b>		<b>Crimes Against Property</b>				
Total Arrests	5	Arson	0	0	0	0
Adult Arrests	5	Bribery	0	0	0	0
Juvenile Arrests	0	Burglary	0	0	0	0
Unknown Age	0	Counterfeiting/Forgery	0	0	0	0
Arrests per 100,000 population	N/A	Destruction/Damage/Vandalism	0	0	0	0
Average number offenses/incident	1.00	Embezzlement	0	0	0	0
		Extortion/Blackmail	0	0	0	0
		Fraud - Computer Hacking/Invasion	0	0	0	0
		Fraud - Credit Card/ATM	0	0	0	0
		Fraud - False Pretenses	0	0	0	0
		Fraud - Identity Theft	0	0	0	0
		Fraud - Impersonation	0	0	0	0
		Fraud - Welfare	0	0	0	0
		Fraud - Wire	0	0	0	0
		Motor Vehicle Theft	0	0	0	0
		Robbery	0	0	0	0
		Stolen Property Offenses	0	0	0	0
		Theft - Pocket-picking	0	0	0	0
		Theft - Purse Snatching	0	0	0	0
		Theft - Shoplifting	0	0	0	0
		Theft From Building	0	0	0	0
		Theft From Coin Machine	0	0	0	0
		Theft From Motor Vehicle	0	0	0	0
		Theft of Motor Vehicle Parts	0	0	0	0
		Theft - All Other Larceny	0	0	0	0
		<b>Crimes Against Society</b>				
		Animal Cruelty	0	0	0	0
		Drug/Narcotic Violations	6	5	5	0
		Drug/Narcotic Equipment Violations	0	0	0	0
		Gambling - Betting/Wagering	0	0	0	0
		Gambling - Operating/Promoting	0	0	0	0
		Gambling - Equipment Violations	0	0	0	0
		Gambling - Sports Tampering	0	0	0	0
		Pornography/Obscene Material	0	0	0	0
		Prostitution	0	0	0	0
		Prostitution Assisting/Promoting	0	0	0	0
		Purchasing Prostitution	0	0	0	0
		Weapon Law Violations	0	0	0	0
		<b>Total Group A Offenses</b>	<b>6</b>	<b>5</b>	<b>5</b>	<b>0</b>

Domestic Violence Victims		
Offense	Reported	Cleared
Murder	0	0
Aggravated Assault	0	0
Simple Assault	0	0
Intimidation	0	0
Stalking	0	0
Forcible Rape	0	0
Forcible Sodomy	0	0
Sexual Assault W/Object	0	0
Forcible Fondling	0	0
Incest	0	0
Statutory Rape	0	0
Kidnapping/Abduction	0	0
<b>Total</b>	<b>0</b>	<b>0</b>

TIBRS Group B Arrests		
Offense	Adult	Juvenile
Bad Checks	0	0
Curfew/Vagrancy	0	0
Disorderly Conduct	0	0
DUI	0	0
Drunkenness	0	0
Family-Non Violent	0	0
Liquor Law Violations	0	0
Peeping Tom	0	0
Trespass	0	0
All Other Offenses	0	0
<b>Total Group B</b>	<b>0</b>	<b>0</b>



# 14th Judicial Drug Task Force - 2016

2015 Population Estimate	N/A	TIBRS Group A Offenses	Offenses		Arrests	
			Reported	Cleared	Adult	Juvenile
<b>Offense Overview</b>		<b>Crimes Against Persons</b>				
Offense Total	0	Murder	0	0	0	0
Number Cleared	0	Negligent Manslaughter	0	0	0	0
Percent Cleared	0.00 %	Negligent Vehicular Manslaughter	0	0	0	0
Group A Crimes per 100,000 population	N/A	Kidnapping/Abduction	0	0	0	0
		Forcible Rape	0	0	0	0
		Forcible Sodomy	0	0	0	0
		Sexual Assault W/Object	0	0	0	0
		Forcible Fondling	0	0	0	0
		Incest	0	0	0	0
		Statutory Rape	0	0	0	0
		Aggravated Assault	0	0	0	0
		Simple Assault	0	0	0	0
		Intimidation	0	0	0	0
		Stalking	0	0	0	0
		Commercial Sex Acts	0	0	0	0
Arrests per 100,000 population	N/A	Involuntary Servitude	0	0	0	0
Average number offenses/incident	0.00	<b>Crimes Against Property</b>				
		Arson	0	0	0	0
		Bribery	0	0	0	0
		Burglary	0	0	0	0
		Counterfeiting/Forgery	0	0	0	0
		Destruction/Damage/Vandalism	0	0	0	0
		Embezzlement	0	0	0	0
		Extortion/Blackmail	0	0	0	0
		Fraud - Computer Hacking/Invasion	0	0	0	0
		Fraud - Credit Card/ATM	0	0	0	0
		Fraud - False Pretenses	0	0	0	0
		Fraud - Identity Theft	0	0	0	0
		Fraud - Impersonation	0	0	0	0
		Fraud - Welfare	0	0	0	0
		Fraud - Wire	0	0	0	0
		Motor Vehicle Theft	0	0	0	0
		Robbery	0	0	0	0
		Stolen Property Offenses	0	0	0	0
		Theft - Pocket-picking	0	0	0	0
		Theft - Purse Snatching	0	0	0	0
		Theft - Shoplifting	0	0	0	0
		Theft From Building	0	0	0	0
		Theft From Coin Machine	0	0	0	0
		Theft From Motor Vehicle	0	0	0	0
		Theft of Motor Vehicle Parts	0	0	0	0
		Theft - All Other Larceny	0	0	0	0
		<b>Crimes Against Society</b>				
		Animal Cruelty	0	0	0	0
		Drug/Narcotic Violations	0	0	0	0
		Drug/Narcotic Equipment Violations	0	0	0	0
		Gambling - Betting/Wagering	0	0	0	0
		Gambling - Operating/Promoting	0	0	0	0
		Gambling - Equipment Violations	0	0	0	0
		Gambling - Sports Tampering	0	0	0	0
		Pornography/Obscene Material	0	0	0	0
		Prostitution	0	0	0	0
		Prostitution Assisting/Promoting	0	0	0	0
		Purchasing Prostitution	0	0	0	0
		Weapon Law Violations	0	0	0	0
		<b>Total Group A Offenses</b>	<b>0</b>	<b>0</b>	<b>0</b>	<b>0</b>

Domestic Violence Victims		
Offense	Reported	Cleared
Murder	0	0
Aggravated Assault	0	0
Simple Assault	0	0
Intimidation	0	0
Stalking	0	0
Forcible Rape	0	0
Forcible Sodomy	0	0
Sexual Assault W/Object	0	0
Forcible Fondling	0	0
Incest	0	0
Statutory Rape	0	0
Kidnapping/Abduction	0	0
<b>Total</b>	<b>0</b>	<b>0</b>

TIBRS Group B Arrests		
Offense	Adult	Juvenile
Bad Checks	0	0
Curfew/Vagrancy	0	0
Disorderly Conduct	0	0
DUI	0	0
Drunkenness	0	0
Family-Non Violent	0	0
Liquor Law Violations	0	0
Peeping Tom	0	0
Trespass	0	0
All Other Offenses	0	0
<b>Total Group B</b>	<b>0</b>	<b>0</b>



## 15th Judicial Drug Task Force - 2016

2015 Population Estimate	N/A	TIBRS Group A Offenses	Offenses		Arrests	
			Reported	Cleared	Adult	Juvenile
<b>Offense Overview</b>		<b>Crimes Against Persons</b>				
Offense Total	134	Murder	0	0	0	0
Number Cleared	57	Negligent Manslaughter	0	0	0	0
Percent Cleared	42.54 %	Negligent Vehicular Manslaughter	0	0	0	0
Group A Crimes per 100,000 population	N/A	Kidnapping/Abduction	0	0	0	0
		Forcible Rape	0	0	0	0
		Forcible Sodomy	0	0	0	0
		Sexual Assault W/Object	0	0	0	0
		Forcible Fondling	0	0	0	0
		Incest	0	0	0	0
		Statutory Rape	0	0	0	0
		Aggravated Assault	0	0	0	0
		Simple Assault	0	0	0	0
		Intimidation	0	0	0	0
		Stalking	0	0	0	0
		Commercial Sex Acts	0	0	0	0
		Involuntary Servitude	0	0	0	0
<b>Arrest Overview</b>		<b>Crimes Against Property</b>				
Total Arrests	35	Arson	0	0	0	0
Adult Arrests	35	Bribery	0	0	0	0
Juvenile Arrests	0	Burglary	0	0	0	0
Unknown Age	0	Counterfeiting/Forgery	0	0	0	0
Arrests per 100,000 population	N/A	Destruction/Damage/Vandalism	0	0	0	0
Average number offenses/incident	1.11	Embezzlement	0	0	0	0
		Extortion/Blackmail	0	0	0	0
		Fraud - Computer Hacking/Invasion	0	0	0	0
		Fraud - Credit Card/ATM	0	0	0	0
		Fraud - False Pretenses	0	0	0	0
		Fraud - Identity Theft	0	0	0	0
		Fraud - Impersonation	0	0	0	0
		Fraud - Welfare	0	0	0	0
		Fraud - Wire	0	0	0	0
		Motor Vehicle Theft	0	0	0	0
		Robbery	0	0	0	0
		Stolen Property Offenses	0	0	0	0
		Theft - Pocket-picking	0	0	0	0
		Theft - Purse Snatching	0	0	0	0
		Theft - Shoplifting	0	0	0	0
		Theft From Building	0	0	0	0
		Theft From Coin Machine	0	0	0	0
		Theft From Motor Vehicle	0	0	0	0
		Theft of Motor Vehicle Parts	0	0	0	0
		Theft - All Other Larceny	1	1	0	0
		<b>Crimes Against Society</b>				
		Animal Cruelty	0	0	0	0
		Drug/Narcotic Violations	121	52	34	0
		Drug/Narcotic Equipment Violations	10	3	0	0
		Gambling - Betting/Wagering	0	0	0	0
		Gambling - Operating/Promoting	0	0	0	0
		Gambling - Equipment Violations	0	0	0	0
		Gambling - Sports Tampering	0	0	0	0
		Pornography/Obscene Material	0	0	0	0
		Prostitution	0	0	0	0
		Prostitution Assisting/Promoting	0	0	0	0
		Purchasing Prostitution	0	0	0	0
		Weapon Law Violations	2	1	0	0
		<b>Total Group A Offenses</b>	<b>134</b>	<b>57</b>	<b>34</b>	<b>0</b>

Domestic Violence Victims		
Offense	Reported	Cleared
Murder	0	0
Aggravated Assault	0	0
Simple Assault	0	0
Intimidation	0	0
Stalking	0	0
Forcible Rape	0	0
Forcible Sodomy	0	0
Sexual Assault W/Object	0	0
Forcible Fondling	0	0
Incest	0	0
Statutory Rape	0	0
Kidnapping/Abduction	0	0
<b>Total</b>	<b>0</b>	<b>0</b>

TIBRS Group B Arrests		
Offense	Adult	Juvenile
Bad Checks	0	0
Curfew/Vagrancy	0	0
Disorderly Conduct	1	0
DUI	0	0
Drunkenness	0	0
Family-Non Violent	0	0
Liquor Law Violations	0	0
Peeping Tom	0	0
Trespass	0	0
All Other Offenses	0	0
<b>Total Group B</b>	<b>1</b>	<b>0</b>





## 17th Judicial Drug Task Force - 2016

2015 Population Estimate	N/A	TIBRS Group A Offenses	Offenses		Arrests	
			Reported	Cleared	Adult	Juvenile
<b>Offense Overview</b>		<b>Crimes Against Persons</b>				
Offense Total	404	Murder	0	0	0	0
Number Cleared	145	Negligent Manslaughter	0	0	0	0
Percent Cleared	35.89 %	Negligent Vehicular Manslaughter	0	0	0	0
Group A Crimes per 100,000 population	N/A	Kidnapping/Abduction	0	0	0	0
		Forcible Rape	0	0	0	0
		Forcible Sodomy	0	0	0	0
		Sexual Assault W/Object	0	0	0	0
		Forcible Fondling	0	0	0	0
		Incest	0	0	0	0
		Statutory Rape	0	0	0	0
		Aggravated Assault	0	0	0	0
		Simple Assault	0	0	0	0
		Intimidation	0	0	0	0
		Stalking	0	0	0	0
		Commercial Sex Acts	0	0	0	0
		Involuntary Servitude	0	0	0	0
<b>Arrest Overview</b>		<b>Crimes Against Property</b>				
Total Arrests	152	Arson	0	0	0	0
Adult Arrests	151	Bribery	0	0	0	0
Juvenile Arrests	1	Burglary	0	0	0	0
Unknown Age	0	Counterfeiting/Forgery	0	0	0	0
Arrests per 100,000 population	N/A	Destruction/Damage/Vandalism	0	0	0	0
Average number offenses/incident	1.24	Embezzlement	0	0	0	0
		Extortion/Blackmail	0	0	0	0
		Fraud - Computer Hacking/Invasion	0	0	0	0
		Fraud - Credit Card/ATM	0	0	0	0
		Fraud - False Pretenses	0	0	0	0
		Fraud - Identity Theft	0	0	0	0
		Fraud - Impersonation	0	0	0	0
		Fraud - Welfare	0	0	0	0
		Fraud - Wire	0	0	0	0
		Motor Vehicle Theft	0	0	0	0
		Robbery	0	0	0	0
		Stolen Property Offenses	1	0	0	0
		Theft - Pocket-picking	0	0	0	0
		Theft - Purse Snatching	0	0	0	0
		Theft - Shoplifting	0	0	0	0
		Theft From Building	0	0	0	0
		Theft From Coin Machine	0	0	0	0
		Theft From Motor Vehicle	0	0	0	0
		Theft of Motor Vehicle Parts	0	0	0	0
		Theft - All Other Larceny	0	0	0	0
		<b>Crimes Against Society</b>				
		Animal Cruelty	0	0	0	0
		Drug/Narcotic Violations	306	106	135	0
		Drug/Narcotic Equipment Violations	94	39	16	1
		Gambling - Betting/Wagering	0	0	0	0
		Gambling - Operating/Promoting	0	0	0	0
		Gambling - Equipment Violations	0	0	0	0
		Gambling - Sports Tampering	0	0	0	0
		Pornography/Obscene Material	0	0	0	0
		Prostitution	0	0	0	0
		Prostitution Assisting/Promoting	0	0	0	0
		Purchasing Prostitution	0	0	0	0
		Weapon Law Violations	3	0	0	0
		<b>Total Group A Offenses</b>	<b>404</b>	<b>145</b>	<b>151</b>	<b>1</b>

Domestic Violence Victims		
Offense	Reported	Cleared
Murder	0	0
Aggravated Assault	0	0
Simple Assault	0	0
Intimidation	0	0
Stalking	0	0
Forcible Rape	0	0
Forcible Sodomy	0	0
Sexual Assault W/Object	0	0
Forcible Fondling	0	0
Incest	0	0
Statutory Rape	0	0
Kidnapping/Abduction	0	0
<b>Total</b>	<b>0</b>	<b>0</b>

TIBRS Group B Arrests		
Offense	Adult	Juvenile
Bad Checks	0	0
Curfew/Vagrancy	0	0
Disorderly Conduct	0	0
DUI	0	0
Drunkenness	0	0
Family-Non Violent	0	0
Liquor Law Violations	0	0
Peeping Tom	0	0
Trespass	0	0
All Other Offenses	0	0
<b>Total Group B</b>	<b>0</b>	<b>0</b>



## 18th Judicial Drug Task Force - 2016

2015 Population Estimate	N/A	TIBRS Group A Offenses	Offenses		Arrests	
			Reported	Cleared	Adult	Juvenile
<b>Offense Overview</b>		<b>Crimes Against Persons</b>				
Offense Total	161	Murder	0	0	0	0
Number Cleared	161	Negligent Manslaughter	0	0	0	0
Percent Cleared	100.00 %	Negligent Vehicular Manslaughter	0	0	0	0
Group A Crimes per 100,000 population	N/A	Kidnapping/Abduction	0	0	0	0
		Forcible Rape	0	0	0	0
		Forcible Sodomy	0	0	0	0
		Sexual Assault W/Object	0	0	0	0
		Forcible Fondling	0	0	0	0
		Incest	0	0	0	0
		Statutory Rape	0	0	0	0
		Aggravated Assault	1	1	1	0
		Simple Assault	0	0	0	0
		Intimidation	0	0	0	0
		Stalking	0	0	0	0
		Commercial Sex Acts	0	0	0	0
		Involuntary Servitude	0	0	0	0
		<b>Crimes Against Property</b>				
		Arson	0	0	0	0
		Bribery	0	0	0	0
		Burglary	0	0	0	0
		Counterfeiting/Forgery	0	0	0	0
		Destruction/Damage/Vandalism	0	0	0	0
		Embezzlement	0	0	0	0
		Extortion/Blackmail	1	1	1	0
		Fraud - Computer Hacking/Invasion	0	0	0	0
		Fraud - Credit Card/ATM	0	0	0	0
		Fraud - False Pretenses	7	7	5	0
		Fraud - Identity Theft	0	0	0	0
		Fraud - Impersonation	1	1	0	0
		Fraud - Welfare	0	0	0	0
		Fraud - Wire	0	0	0	0
		Motor Vehicle Theft	0	0	0	0
		Robbery	0	0	0	0
		Stolen Property Offenses	1	1	1	0
		Theft - Pocket-picking	0	0	0	0
		Theft - Purse Snatching	0	0	0	0
		Theft - Shoplifting	0	0	0	0
		Theft From Building	0	0	0	0
		Theft From Coin Machine	0	0	0	0
		Theft From Motor Vehicle	0	0	0	0
		Theft of Motor Vehicle Parts	0	0	0	0
		Theft - All Other Larceny	0	0	0	0
		<b>Crimes Against Society</b>				
		Animal Cruelty	0	0	0	0
		Drug/Narcotic Violations	99	99	120	1
		Drug/Narcotic Equipment Violations	44	44	9	0
		Gambling - Betting/Wagering	0	0	0	0
		Gambling - Operating/Promoting	0	0	0	0
		Gambling - Equipment Violations	0	0	0	0
		Gambling - Sports Tampering	0	0	0	0
		Pornography/Obscene Material	0	0	0	0
		Prostitution	0	0	0	0
		Prostitution Assisting/Promoting	0	0	0	0
		Purchasing Prostitution	0	0	0	0
		Weapon Law Violations	7	7	1	0
		<b>Total Group A Offenses</b>	<b>161</b>	<b>161</b>	<b>138</b>	<b>1</b>

Domestic Violence Victims		
Offense	Reported	Cleared
Murder	0	0
Aggravated Assault	0	0
Simple Assault	0	0
Intimidation	0	0
Stalking	0	0
Forcible Rape	0	0
Forcible Sodomy	0	0
Sexual Assault W/Object	0	0
Forcible Fondling	0	0
Incest	0	0
Statutory Rape	0	0
Kidnapping/Abduction	0	0
<b>Total</b>	<b>0</b>	<b>0</b>

TIBRS Group B Arrests		
Offense	Adult	Juvenile
Bad Checks	0	0
Curfew/Vagrancy	0	0
Disorderly Conduct	0	0
DUI	1	0
Drunkenness	0	0
Family-Non Violent	0	0
Liquor Law Violations	0	0
Peeping Tom	0	0
Trespass	0	0
All Other Offenses	7	0
<b>Total Group B</b>	<b>8</b>	<b>0</b>



## 19th Judicial Drug Task Force - 2016

2015 Population Estimate	N/A	TIBRS Group A Offenses	Offenses		Arrests	
			Reported	Cleared	Adult	Juvenile
<b>Offense Overview</b>		<b>Crimes Against Persons</b>				
Offense Total	244	Murder	0	0	0	0
Number Cleared	54	Negligent Manslaughter	0	0	0	0
Percent Cleared	22.13 %	Negligent Vehicular Manslaughter	0	0	0	0
Group A Crimes per 100,000 population	N/A	Kidnapping/Abduction	0	0	0	0
		Forcible Rape	0	0	0	0
		Forcible Sodomy	0	0	0	0
		Sexual Assault W/Object	0	0	0	0
		Forcible Fondling	0	0	0	0
		Incest	0	0	0	0
		Statutory Rape	0	0	0	0
		Aggravated Assault	0	0	0	0
		Simple Assault	0	0	0	0
		Intimidation	0	0	0	0
		Stalking	0	0	0	0
		Commercial Sex Acts	0	0	0	0
		Involuntary Servitude	0	0	0	0
<b>Arrest Overview</b>		<b>Crimes Against Property</b>				
Total Arrests	33	Arson	0	0	0	0
Adult Arrests	33	Bribery	0	0	0	0
Juvenile Arrests	0	Burglary	0	0	0	0
Unknown Age	0	Counterfeiting/Forgery	2	1	0	0
Arrests per 100,000 population	N/A	Destruction/Damage/Vandalism	0	0	0	0
Average number offenses/incident	1.36	Embezzlement	0	0	0	0
		Extortion/Blackmail	0	0	0	0
		Fraud - Computer Hacking/Invasion	0	0	0	0
		Fraud - Credit Card/ATM	0	0	0	0
		Fraud - False Pretenses	1	0	0	0
		Fraud - Identity Theft	0	0	0	0
		Fraud - Impersonation	0	0	0	0
		Fraud - Welfare	3	0	0	0
		Fraud - Wire	0	0	0	0
		Motor Vehicle Theft	1	1	0	0
		Robbery	0	0	0	0
		Stolen Property Offenses	0	0	0	0
		Theft - Pocket-picking	0	0	0	0
		Theft - Purse Snatching	0	0	0	0
		Theft - Shoplifting	0	0	0	0
		Theft From Building	0	0	0	0
		Theft From Coin Machine	0	0	0	0
		Theft From Motor Vehicle	0	0	0	0
		Theft of Motor Vehicle Parts	0	0	0	0
		Theft - All Other Larceny	0	0	0	0
		<b>Crimes Against Society</b>				
		Animal Cruelty	0	0	0	0
		Drug/Narcotic Violations	159	24	27	0
		Drug/Narcotic Equipment Violations	68	20	6	0
		Gambling - Betting/Wagering	0	0	0	0
		Gambling - Operating/Promoting	0	0	0	0
		Gambling - Equipment Violations	0	0	0	0
		Gambling - Sports Tampering	0	0	0	0
		Pornography/Obscene Material	0	0	0	0
		Prostitution	0	0	0	0
		Prostitution Assisting/Promoting	0	0	0	0
		Purchasing Prostitution	0	0	0	0
		Weapon Law Violations	10	8	0	0
		<b>Total Group A Offenses</b>	<b>244</b>	<b>54</b>	<b>33</b>	<b>0</b>

Domestic Violence Victims		
Offense	Reported	Cleared
Murder	0	0
Aggravated Assault	0	0
Simple Assault	0	0
Intimidation	0	0
Stalking	0	0
Forcible Rape	0	0
Forcible Sodomy	0	0
Sexual Assault W/Object	0	0
Forcible Fondling	0	0
Incest	0	0
Statutory Rape	0	0
Kidnapping/Abduction	0	0
<b>Total</b>	<b>0</b>	<b>0</b>

TIBRS Group B Arrests		
Offense	Adult	Juvenile
Bad Checks	0	0
Curfew/Vagrancy	0	0
Disorderly Conduct	0	0
DUI	0	0
Drunkenness	0	0
Family-Non Violent	0	0
Liquor Law Violations	0	0
Peeping Tom	0	0
Trespass	0	0
All Other Offenses	0	0
<b>Total Group B</b>	<b>0</b>	<b>0</b>



## 21st Judicial Drug Task Force - 2016

2015 Population Estimate	N/A	TIBRS Group A Offenses	Offenses		Arrests	
			Reported	Cleared	Adult	Juvenile
<b>Offense Overview</b>		<b>Crimes Against Persons</b>				
Offense Total	72	Murder	0	0	0	0
Number Cleared	16	Negligent Manslaughter	0	0	0	0
Percent Cleared	22.22 %	Negligent Vehicular Manslaughter	0	0	0	0
Group A Crimes per 100,000 population	N/A	Kidnapping/Abduction	0	0	0	0
		Forcible Rape	0	0	0	0
		Forcible Sodomy	0	0	0	0
		Sexual Assault W/Object	0	0	0	0
		Forcible Fondling	0	0	0	0
		Incest	0	0	0	0
		Statutory Rape	0	0	0	0
		Aggravated Assault	0	0	0	0
		Simple Assault	0	0	0	0
		Intimidation	0	0	0	0
		Stalking	0	0	0	0
		Commercial Sex Acts	0	0	0	0
		Involuntary Servitude	0	0	0	0
<b>Arrest Overview</b>		<b>Crimes Against Property</b>				
Total Arrests	14	Arson	0	0	0	0
Adult Arrests	13	Bribery	0	0	0	0
Juvenile Arrests	1	Burglary	0	0	0	0
Unknown Age	0	Counterfeiting/Forgery	2	2	0	0
Arrests per 100,000 population	N/A	Destruction/Damage/Vandalism	0	0	0	0
Average number offenses/incident	1.14	Embezzlement	0	0	0	0
		Extortion/Blackmail	0	0	0	0
		Fraud - Computer Hacking/Invasion	0	0	0	0
		Fraud - Credit Card/ATM	0	0	0	0
		Fraud - False Pretenses	2	2	2	0
		Fraud - Identity Theft	0	0	0	0
		Fraud - Impersonation	1	1	0	0
		Fraud - Welfare	0	0	0	0
		Fraud - Wire	0	0	0	0
		Motor Vehicle Theft	1	1	1	0
		Robbery	0	0	0	0
		Stolen Property Offenses	0	0	0	0
		Theft - Pocket-picking	0	0	0	0
		Theft - Purse Snatching	0	0	0	0
		Theft - Shoplifting	0	0	0	0
		Theft From Building	0	0	0	0
		Theft From Coin Machine	0	0	0	0
		Theft From Motor Vehicle	0	0	0	0
		Theft of Motor Vehicle Parts	0	0	0	0
		Theft - All Other Larceny	0	0	0	0
		<b>Crimes Against Society</b>				
		Animal Cruelty	0	0	0	0
		Drug/Narcotic Violations	60	7	10	1
		Drug/Narcotic Equipment Violations	6	3	0	0
		Gambling - Betting/Wagering	0	0	0	0
		Gambling - Operating/Promoting	0	0	0	0
		Gambling - Equipment Violations	0	0	0	0
		Gambling - Sports Tampering	0	0	0	0
		Pornography/Obscene Material	0	0	0	0
		Prostitution	0	0	0	0
		Prostitution Assisting/Promoting	0	0	0	0
		Purchasing Prostitution	0	0	0	0
		Weapon Law Violations	0	0	0	0
		<b>Total Group A Offenses</b>	<b>72</b>	<b>16</b>	<b>13</b>	<b>1</b>

Domestic Violence Victims		
Offense	Reported	Cleared
Murder	0	0
Aggravated Assault	0	0
Simple Assault	0	0
Intimidation	0	0
Stalking	0	0
Forcible Rape	0	0
Forcible Sodomy	0	0
Sexual Assault W/Object	0	0
Forcible Fondling	0	0
Incest	0	0
Statutory Rape	0	0
Kidnapping/Abduction	0	0
<b>Total</b>	<b>0</b>	<b>0</b>

TIBRS Group B Arrests		
Offense	Adult	Juvenile
Bad Checks	0	0
Curfew/Vagrancy	0	0
Disorderly Conduct	0	0
DUI	0	0
Drunkenness	0	0
Family-Non Violent	0	0
Liquor Law Violations	0	0
Peeping Tom	0	0
Trespass	0	0
All Other Offenses	0	0
<b>Total Group B</b>	<b>0</b>	<b>0</b>



## 22nd Judicial Drug Task Force - 2016

2015 Population Estimate	N/A	TIBRS Group A Offenses	Offenses		Arrests	
			Reported	Cleared	Adult	Juvenile
<b>Offense Overview</b>		<b>Crimes Against Persons</b>				
Offense Total	90	Murder	0	0	0	0
Number Cleared	17	Negligent Manslaughter	0	0	0	0
Percent Cleared	18.89 %	Negligent Vehicular Manslaughter	0	0	0	0
Group A Crimes per 100,000 population	N/A	Kidnapping/Abduction	0	0	0	0
		Forcible Rape	0	0	0	0
		Forcible Sodomy	0	0	0	0
		Sexual Assault W/Object	0	0	0	0
		Forcible Fondling	0	0	0	0
		Incest	0	0	0	0
		Statutory Rape	0	0	0	0
		Aggravated Assault	0	0	0	0
		Simple Assault	0	0	0	0
		Intimidation	0	0	0	0
		Stalking	0	0	0	0
		Commercial Sex Acts	0	0	0	0
		Involuntary Servitude	0	0	0	0
<b>Arrest Overview</b>		<b>Crimes Against Property</b>				
Total Arrests	13	Arson	0	0	0	0
Adult Arrests	12	Bribery	0	0	0	0
Juvenile Arrests	1	Burglary	0	0	0	0
Unknown Age	0	Counterfeiting/Forgery	0	0	0	0
Arrests per 100,000 population	N/A	Destruction/Damage/Vandalism	0	0	0	0
Average number offenses/incident	1.53	Embezzlement	0	0	0	0
		Extortion/Blackmail	0	0	0	0
		Fraud - Computer Hacking/Invasion	0	0	0	0
		Fraud - Credit Card/ATM	0	0	0	0
		Fraud - False Pretenses	0	0	0	0
		Fraud - Identity Theft	0	0	0	0
		Fraud - Impersonation	0	0	0	0
		Fraud - Welfare	0	0	0	0
		Fraud - Wire	0	0	0	0
		Motor Vehicle Theft	0	0	0	0
		Robbery	0	0	0	0
		Stolen Property Offenses	0	0	0	0
		Theft - Pocket-picking	0	0	0	0
		Theft - Purse Snatching	0	0	0	0
		Theft - Shoplifting	0	0	0	0
		Theft From Building	0	0	0	0
		Theft From Coin Machine	0	0	0	0
		Theft From Motor Vehicle	0	0	0	0
		Theft of Motor Vehicle Parts	0	0	0	0
		Theft - All Other Larceny	0	0	0	0
		<b>Crimes Against Society</b>				
		Animal Cruelty	0	0	0	0
		Drug/Narcotic Violations	57	9	10	1
		Drug/Narcotic Equipment Violations	33	8	2	0
		Gambling - Betting/Wagering	0	0	0	0
		Gambling - Operating/Promoting	0	0	0	0
		Gambling - Equipment Violations	0	0	0	0
		Gambling - Sports Tampering	0	0	0	0
		Pornography/Obscene Material	0	0	0	0
		Prostitution	0	0	0	0
		Prostitution Assisting/Promoting	0	0	0	0
		Purchasing Prostitution	0	0	0	0
		Weapon Law Violations	0	0	0	0
		<b>Total Group A Offenses</b>	<b>90</b>	<b>17</b>	<b>12</b>	<b>1</b>

Domestic Violence Victims		
Offense	Reported	Cleared
Murder	0	0
Aggravated Assault	0	0
Simple Assault	0	0
Intimidation	0	0
Stalking	0	0
Forcible Rape	0	0
Forcible Sodomy	0	0
Sexual Assault W/Object	0	0
Forcible Fondling	0	0
Incest	0	0
Statutory Rape	0	0
Kidnapping/Abduction	0	0
<b>Total</b>	<b>0</b>	<b>0</b>

TIBRS Group B Arrests		
Offense	Adult	Juvenile
Bad Checks	0	0
Curfew/Vagrancy	0	0
Disorderly Conduct	0	0
DUI	0	0
Drunkenness	0	0
Family-Non Violent	0	0
Liquor Law Violations	0	0
Peeping Tom	0	0
Trespass	0	0
All Other Offenses	0	0
<b>Total Group B</b>	<b>0</b>	<b>0</b>



## 23rd Judicial Drug Task Force - 2016

2015 Population Estimate	N/A	TIBRS Group A Offenses	Offenses		Arrests	
			Reported	Cleared	Adult	Juvenile
<b>Offense Overview</b>		<b>Crimes Against Persons</b>				
Offense Total	313	Murder	0	0	0	0
Number Cleared	51	Negligent Manslaughter	0	0	0	0
Percent Cleared	16.29 %	Negligent Vehicular Manslaughter	0	0	0	0
Group A Crimes per 100,000 population	N/A	Kidnapping/Abduction	0	0	0	0
		Forcible Rape	0	0	0	0
		Forcible Sodomy	0	0	0	0
		Sexual Assault W/Object	0	0	0	0
		Forcible Fondling	0	0	0	0
		Incest	0	0	0	0
		Statutory Rape	0	0	0	0
		Aggravated Assault	0	0	0	0
		Simple Assault	0	0	0	0
		Intimidation	0	0	0	0
		Stalking	0	0	0	0
		Commercial Sex Acts	0	0	0	0
		Involuntary Servitude	0	0	0	0
<b>Arrest Overview</b>		<b>Crimes Against Property</b>				
Total Arrests	45	Arson	0	0	0	0
Adult Arrests	45	Bribery	0	0	0	0
Juvenile Arrests	0	Burglary	0	0	0	0
Unknown Age	0	Counterfeiting/Forgery	3	0	0	0
Arrests per 100,000 population	N/A	Destruction/Damage/Vandalism	0	0	0	0
Average number offenses/incident	1.30	Embezzlement	1	1	1	0
		Extortion/Blackmail	0	0	0	0
		Fraud - Computer Hacking/Invasion	0	0	0	0
		Fraud - Credit Card/ATM	0	0	0	0
		Fraud - False Pretenses	0	0	0	0
		Fraud - Identity Theft	0	0	0	0
		Fraud - Impersonation	1	0	0	0
		Fraud - Welfare	0	0	0	0
		Fraud - Wire	0	0	0	0
		Motor Vehicle Theft	0	0	0	0
		Robbery	0	0	0	0
		Stolen Property Offenses	0	0	0	0
		Theft - Pocket-picking	0	0	0	0
		Theft - Purse Snatching	0	0	0	0
		Theft - Shoplifting	0	0	0	0
		Theft From Building	0	0	0	0
		Theft From Coin Machine	0	0	0	0
		Theft From Motor Vehicle	0	0	0	0
		Theft of Motor Vehicle Parts	0	0	0	0
		Theft - All Other Larceny	1	1	1	0
		<b>Crimes Against Society</b>				
		Animal Cruelty	0	0	0	0
		Drug/Narcotic Violations	235	29	34	0
		Drug/Narcotic Equipment Violations	67	18	1	0
		Gambling - Betting/Wagering	0	0	0	0
		Gambling - Operating/Promoting	0	0	0	0
		Gambling - Equipment Violations	0	0	0	0
		Gambling - Sports Tampering	0	0	0	0
		Pornography/Obscene Material	0	0	0	0
		Prostitution	0	0	0	0
		Prostitution Assisting/Promoting	0	0	0	0
		Purchasing Prostitution	0	0	0	0
		Weapon Law Violations	5	2	2	0
		<b>Total Group A Offenses</b>	<b>313</b>	<b>51</b>	<b>39</b>	<b>0</b>

Domestic Violence Victims		
Offense	Reported	Cleared
Murder	0	0
Aggravated Assault	0	0
Simple Assault	0	0
Intimidation	0	0
Stalking	0	0
Forcible Rape	0	0
Forcible Sodomy	0	0
Sexual Assault W/Object	0	0
Forcible Fondling	0	0
Incest	0	0
Statutory Rape	0	0
Kidnapping/Abduction	0	0
<b>Total</b>	<b>0</b>	<b>0</b>

TIBRS Group B Arrests		
Offense	Adult	Juvenile
Bad Checks	0	0
Curfew/Vagrancy	0	0
Disorderly Conduct	0	0
DUI	0	0
Drunkenness	0	0
Family-Non Violent	0	0
Liquor Law Violations	0	0
Peeping Tom	0	0
Trespass	0	0
All Other Offenses	6	0
<b>Total Group B</b>	<b>6</b>	<b>0</b>



## 24th Judicial Drug Task Force - 2016

2015 Population Estimate	N/A	TIBRS Group A Offenses	Offenses		Arrests	
			Reported	Cleared	Adult	Juvenile
<b>Offense Overview</b>		<b>Crimes Against Persons</b>				
Offense Total	110	Murder	0	0	0	0
Number Cleared	74	Negligent Manslaughter	0	0	0	0
Percent Cleared	67.27 %	Negligent Vehicular Manslaughter	0	0	0	0
Group A Crimes per 100,000 population	N/A	Kidnapping/Abduction	0	0	0	0
		Forcible Rape	0	0	0	0
		Forcible Sodomy	0	0	0	0
		Sexual Assault W/Object	0	0	0	0
		Forcible Fondling	0	0	0	0
		Incest	0	0	0	0
		Statutory Rape	0	0	0	0
		Aggravated Assault	0	0	0	0
		Simple Assault	0	0	0	0
		Intimidation	0	0	0	0
		Stalking	0	0	0	0
		Commercial Sex Acts	0	0	0	0
		Involuntary Servitude	0	0	0	0
<b>Arrest Overview</b>		<b>Crimes Against Property</b>				
Total Arrests	75	Arson	0	0	0	0
Adult Arrests	75	Bribery	0	0	0	0
Juvenile Arrests	0	Burglary	0	0	0	0
Unknown Age	0	Counterfeiting/Forgery	0	0	0	0
Arrests per 100,000 population	N/A	Destruction/Damage/Vandalism	0	0	0	0
Average number offenses/incident	1.39	Embezzlement	0	0	0	0
		Extortion/Blackmail	0	0	0	0
		Fraud - Computer Hacking/Invasion	0	0	0	0
		Fraud - Credit Card/ATM	0	0	0	0
		Fraud - False Pretenses	0	0	0	0
		Fraud - Identity Theft	0	0	0	0
		Fraud - Impersonation	0	0	0	0
		Fraud - Welfare	0	0	0	0
		Fraud - Wire	0	0	0	0
		Motor Vehicle Theft	0	0	0	0
		Robbery	0	0	0	0
		Stolen Property Offenses	0	0	0	0
		Theft - Pocket-picking	0	0	0	0
		Theft - Purse Snatching	0	0	0	0
		Theft - Shoplifting	0	0	0	0
		Theft From Building	0	0	0	0
		Theft From Coin Machine	0	0	0	0
		Theft From Motor Vehicle	0	0	0	0
		Theft of Motor Vehicle Parts	0	0	0	0
		Theft - All Other Larceny	0	0	0	0
		<b>Crimes Against Society</b>				
		Animal Cruelty	0	0	0	0
		Drug/Narcotic Violations	75	42	60	0
		Drug/Narcotic Equipment Violations	24	22	6	0
		Gambling - Betting/Wagering	0	0	0	0
		Gambling - Operating/Promoting	0	0	0	0
		Gambling - Equipment Violations	0	0	0	0
		Gambling - Sports Tampering	0	0	0	0
		Pornography/Obscene Material	0	0	0	0
		Prostitution	0	0	0	0
		Prostitution Assisting/Promoting	0	0	0	0
		Purchasing Prostitution	0	0	0	0
		Weapon Law Violations	11	10	2	0
		<b>Total Group A Offenses</b>	<b>110</b>	<b>74</b>	<b>68</b>	<b>0</b>

Domestic Violence Victims		
Offense	Reported	Cleared
Murder	0	0
Aggravated Assault	0	0
Simple Assault	0	0
Intimidation	0	0
Stalking	0	0
Forcible Rape	0	0
Forcible Sodomy	0	0
Sexual Assault W/Object	0	0
Forcible Fondling	0	0
Incest	0	0
Statutory Rape	0	0
Kidnapping/Abduction	0	0
<b>Total</b>	<b>0</b>	<b>0</b>

TIBRS Group B Arrests		
Offense	Adult	Juvenile
Bad Checks	0	0
Curfew/Vagrancy	0	0
Disorderly Conduct	0	0
DUI	0	0
Drunkenness	0	0
Family-Non Violent	0	0
Liquor Law Violations	0	0
Peeping Tom	0	0
Trespass	0	0
All Other Offenses	7	0
<b>Total Group B</b>	<b>7</b>	<b>0</b>



## 25th Judicial Drug Task Force - 2016

2015 Population Estimate	N/A	TIBRS Group A Offenses	Offenses		Arrests	
			Reported	Cleared	Adult	Juvenile
<b>Offense Overview</b>		<b>Crimes Against Persons</b>				
Offense Total	37	Murder	0	0	0	0
Number Cleared	37	Negligent Manslaughter	0	0	0	0
Percent Cleared	100.00 %	Negligent Vehicular Manslaughter	0	0	0	0
Group A Crimes per 100,000 population	N/A	Kidnapping/Abduction	0	0	0	0
		Forcible Rape	0	0	0	0
		Forcible Sodomy	0	0	0	0
		Sexual Assault W/Object	0	0	0	0
		Forcible Fondling	0	0	0	0
		Incest	0	0	0	0
		Statutory Rape	0	0	0	0
		Aggravated Assault	0	0	0	0
		Simple Assault	0	0	0	0
		Intimidation	0	0	0	0
		Stalking	0	0	0	0
		Commercial Sex Acts	0	0	0	0
		Involuntary Servitude	0	0	0	0
<b>Arrest Overview</b>		<b>Crimes Against Property</b>				
Total Arrests	43	Arson	0	0	0	0
Adult Arrests	43	Bribery	0	0	0	0
Juvenile Arrests	0	Burglary	0	0	0	0
Unknown Age	0	Counterfeiting/Forgery	0	0	0	0
Arrests per 100,000 population	N/A	Destruction/Damage/Vandalism	0	0	0	0
Average number offenses/incident	1.06	Embezzlement	0	0	0	0
		Extortion/Blackmail	0	0	0	0
		Fraud - Computer Hacking/Invasion	0	0	0	0
		Fraud - Credit Card/ATM	0	0	0	0
		Fraud - False Pretenses	0	0	0	0
		Fraud - Identity Theft	0	0	0	0
		Fraud - Impersonation	0	0	0	0
		Fraud - Welfare	0	0	0	0
		Fraud - Wire	0	0	0	0
		Motor Vehicle Theft	0	0	0	0
		Robbery	0	0	0	0
		Stolen Property Offenses	0	0	0	0
		Theft - Pocket-picking	0	0	0	0
		Theft - Purse Snatching	0	0	0	0
		Theft - Shoplifting	0	0	0	0
		Theft From Building	0	0	0	0
		Theft From Coin Machine	0	0	0	0
		Theft From Motor Vehicle	0	0	0	0
		Theft of Motor Vehicle Parts	0	0	0	0
		Theft - All Other Larceny	0	0	0	0
		<b>Crimes Against Society</b>				
		Animal Cruelty	0	0	0	0
		Drug/Narcotic Violations	35	35	43	0
		Drug/Narcotic Equipment Violations	1	1	0	0
		Gambling - Betting/Wagering	0	0	0	0
		Gambling - Operating/Promoting	0	0	0	0
		Gambling - Equipment Violations	0	0	0	0
		Gambling - Sports Tampering	0	0	0	0
		Pornography/Obscene Material	0	0	0	0
		Prostitution	0	0	0	0
		Prostitution Assisting/Promoting	0	0	0	0
		Purchasing Prostitution	0	0	0	0
		Weapon Law Violations	1	1	0	0
		<b>Total Group A Offenses</b>	<b>37</b>	<b>37</b>	<b>43</b>	<b>0</b>

Domestic Violence Victims		
Offense	Reported	Cleared
Murder	0	0
Aggravated Assault	0	0
Simple Assault	0	0
Intimidation	0	0
Stalking	0	0
Forcible Rape	0	0
Forcible Sodomy	0	0
Sexual Assault W/Object	0	0
Forcible Fondling	0	0
Incest	0	0
Statutory Rape	0	0
Kidnapping/Abduction	0	0
<b>Total</b>	<b>0</b>	<b>0</b>

TIBRS Group B Arrests		
Offense	Adult	Juvenile
Bad Checks	0	0
Curfew/Vagrancy	0	0
Disorderly Conduct	0	0
DUI	0	0
Drunkenness	0	0
Family-Non Violent	0	0
Liquor Law Violations	0	0
Peeping Tom	0	0
Trespass	0	0
All Other Offenses	0	0
<b>Total Group B</b>	<b>0</b>	<b>0</b>





## 27th Judicial Drug Task Force - 2016

2015 Population Estimate	N/A	TIBRS Group A Offenses	Offenses		Arrests	
			Reported	Cleared	Adult	Juvenile
<b>Offense Overview</b>		<b>Crimes Against Persons</b>				
Offense Total	74	Murder	0	0	0	0
Number Cleared	72	Negligent Manslaughter	0	0	0	0
Percent Cleared	97.30 %	Negligent Vehicular Manslaughter	0	0	0	0
Group A Crimes per 100,000 population	N/A	Kidnapping/Abduction	0	0	0	0
		Forcible Rape	0	0	0	0
		Forcible Sodomy	0	0	0	0
		Sexual Assault W/Object	0	0	0	0
		Forcible Fondling	0	0	0	0
		Incest	0	0	0	0
		Statutory Rape	0	0	0	0
		Aggravated Assault	1	1	1	0
		Simple Assault	0	0	0	0
		Intimidation	1	1	1	0
		Stalking	0	0	0	0
		Commercial Sex Acts	0	0	0	0
		Involuntary Servitude	0	0	0	0
		<b>Crimes Against Property</b>				
		Arson	0	0	0	0
		Bribery	0	0	0	0
		Burglary	0	0	0	0
		Counterfeiting/Forgery	1	1	1	0
		Destruction/Damage/Vandalism	0	0	0	0
		Embezzlement	0	0	0	0
		Extortion/Blackmail	0	0	0	0
		Fraud - Computer Hacking/Invasion	0	0	0	0
		Fraud - Credit Card/ATM	0	0	0	0
		Fraud - False Pretenses	1	1	2	0
		Fraud - Identity Theft	0	0	0	0
		Fraud - Impersonation	0	0	0	0
		Fraud - Welfare	0	0	0	0
		Fraud - Wire	0	0	0	0
		Motor Vehicle Theft	0	0	0	0
		Robbery	0	0	0	0
		Stolen Property Offenses	0	0	0	0
		Theft - Pocket-picking	0	0	0	0
		Theft - Purse Snatching	0	0	0	0
		Theft - Shoplifting	0	0	0	0
		Theft From Building	0	0	0	0
		Theft From Coin Machine	0	0	0	0
		Theft From Motor Vehicle	0	0	0	0
		Theft of Motor Vehicle Parts	0	0	0	0
		Theft - All Other Larceny	0	0	0	0
		<b>Crimes Against Society</b>				
		Animal Cruelty	0	0	0	0
		Drug/Narcotic Violations	41	40	50	1
		Drug/Narcotic Equipment Violations	24	23	1	0
		Gambling - Betting/Wagering	0	0	0	0
		Gambling - Operating/Promoting	0	0	0	0
		Gambling - Equipment Violations	0	0	0	0
		Gambling - Sports Tampering	0	0	0	0
		Pornography/Obscene Material	0	0	0	0
		Prostitution	0	0	0	0
		Prostitution Assisting/Promoting	0	0	0	0
		Purchasing Prostitution	0	0	0	0
		Weapon Law Violations	5	5	1	0
		<b>Total Group A Offenses</b>	<b>74</b>	<b>72</b>	<b>57</b>	<b>1</b>
<b>Arrest Overview</b>						
Total Arrests	58					
Adult Arrests	57					
Juvenile Arrests	1					
Unknown Age	0					
Arrests per 100,000 population	N/A					
Average number offenses/incident	1.61					

Domestic Violence Victims		
Offense	Reported	Cleared
Murder	0	0
Aggravated Assault	0	0
Simple Assault	0	0
Intimidation	0	0
Stalking	0	0
Forcible Rape	0	0
Forcible Sodomy	0	0
Sexual Assault W/Object	0	0
Forcible Fondling	0	0
Incest	0	0
Statutory Rape	0	0
Kidnapping/Abduction	0	0
<b>Total</b>	<b>0</b>	<b>0</b>

TIBRS Group B Arrests		
Offense	Adult	Juvenile
Bad Checks	0	0
Curfew/Vagrancy	0	0
Disorderly Conduct	0	0
DUI	0	0
Drunkenness	0	0
Family-Non Violent	0	0
Liquor Law Violations	0	0
Peeping Tom	0	0
Trespass	0	0
All Other Offenses	0	0
<b>Total Group B</b>	<b>0</b>	<b>0</b>



## 31st Judicial Drug Task Force - 2016

2015 Population Estimate	N/A	TIBRS Group A Offenses	Offenses		Arrests	
			Reported	Cleared	Adult	Juvenile
<b>Offense Overview</b>		<b>Crimes Against Persons</b>				
Offense Total	1	Murder	0	0	0	0
Number Cleared	1	Negligent Manslaughter	0	0	0	0
Percent Cleared	100.00 %	Negligent Vehicular Manslaughter	0	0	0	0
Group A Crimes per 100,000 population	N/A	Kidnapping/Abduction	0	0	0	0
		Forcible Rape	0	0	0	0
		Forcible Sodomy	0	0	0	0
		Sexual Assault W/Object	0	0	0	0
		Forcible Fondling	0	0	0	0
		Incest	0	0	0	0
		Statutory Rape	0	0	0	0
		Aggravated Assault	0	0	0	0
		Simple Assault	0	0	0	0
		Intimidation	1	1	1	0
		Stalking	0	0	0	0
		Commercial Sex Acts	0	0	0	0
		Involuntary Servitude	0	0	0	0
		<b>Crimes Against Property</b>				
		Arson	0	0	0	0
		Bribery	0	0	0	0
		Burglary	0	0	0	0
		Counterfeiting/Forgery	0	0	0	0
		Destruction/Damage/Vandalism	0	0	0	0
		Embezzlement	0	0	0	0
		Extortion/Blackmail	0	0	0	0
		Fraud - Computer Hacking/Invasion	0	0	0	0
		Fraud - Credit Card/ATM	0	0	0	0
		Fraud - False Pretenses	0	0	0	0
		Fraud - Identity Theft	0	0	0	0
		Fraud - Impersonation	0	0	0	0
		Fraud - Welfare	0	0	0	0
		Fraud - Wire	0	0	0	0
		Motor Vehicle Theft	0	0	0	0
		Robbery	0	0	0	0
		Stolen Property Offenses	0	0	0	0
		Theft - Pocket-picking	0	0	0	0
		Theft - Purse Snatching	0	0	0	0
		Theft - Shoplifting	0	0	0	0
		Theft From Building	0	0	0	0
		Theft From Coin Machine	0	0	0	0
		Theft From Motor Vehicle	0	0	0	0
		Theft of Motor Vehicle Parts	0	0	0	0
		Theft - All Other Larceny	0	0	0	0
		<b>Crimes Against Society</b>				
		Animal Cruelty	0	0	0	0
		Drug/Narcotic Violations	0	0	0	0
		Drug/Narcotic Equipment Violations	0	0	0	0
		Gambling - Betting/Wagering	0	0	0	0
		Gambling - Operating/Promoting	0	0	0	0
		Gambling - Equipment Violations	0	0	0	0
		Gambling - Sports Tampering	0	0	0	0
		Pornography/Obscene Material	0	0	0	0
		Prostitution	0	0	0	0
		Prostitution Assisting/Promoting	0	0	0	0
		Purchasing Prostitution	0	0	0	0
		Weapon Law Violations	0	0	0	0
		<b>Total Group A Offenses</b>	<b>1</b>	<b>1</b>	<b>1</b>	<b>0</b>
<b>Arrest Overview</b>						
Total Arrests	1					
Adult Arrests	1					
Juvenile Arrests	0					
Unknown Age	0					
Arrests per 100,000 population	N/A					
Average number offenses/incident	1.00					

Domestic Violence Victims		
Offense	Reported	Cleared
Murder	0	0
Aggravated Assault	0	0
Simple Assault	0	0
Intimidation	0	0
Stalking	0	0
Forcible Rape	0	0
Forcible Sodomy	0	0
Sexual Assault W/Object	0	0
Forcible Fondling	0	0
Incest	0	0
Statutory Rape	0	0
Kidnapping/Abduction	0	0
<b>Total</b>	<b>0</b>	<b>0</b>

TIBRS Group B Arrests		
Offense	Adult	Juvenile
Bad Checks	0	0
Curfew/Vagrancy	0	0
Disorderly Conduct	0	0
DUI	0	0
Drunkenness	0	0
Family-Non Violent	0	0
Liquor Law Violations	0	0
Peeping Tom	0	0
Trespass	0	0
All Other Offenses	0	0
<b>Total Group B</b>	<b>0</b>	<b>0</b>



## West Tennessee Violent Crimes Task Force - 2016

2015 Population Estimate	N/A	TIBRS Group A Offenses	Offenses		Arrests	
			Reported	Cleared	Adult	Juvenile
<b>Offense Overview</b>		<b>Crimes Against Persons</b>				
Offense Total	97	Murder	0	0	0	0
Number Cleared	97	Negligent Manslaughter	0	0	0	0
Percent Cleared	100.00 %	Negligent Vehicular Manslaughter	0	0	0	0
Group A Crimes per 100,000 population	N/A	Kidnapping/Abduction	0	0	0	0
		Forcible Rape	0	0	0	0
		Forcible Sodomy	0	0	0	0
		Sexual Assault W/Object	0	0	0	0
		Forcible Fondling	0	0	0	0
		Incest	0	0	0	0
		Statutory Rape	0	0	0	0
		Aggravated Assault	0	0	0	0
		Simple Assault	1	1	1	0
		Intimidation	0	0	0	0
		Stalking	0	0	0	0
		Commercial Sex Acts	0	0	0	0
		Involuntary Servitude	0	0	0	0
		<b>Crimes Against Property</b>				
		Arson	0	0	0	0
		Bribery	0	0	0	0
		Burglary	0	0	0	0
		Counterfeiting/Forgery	0	0	0	0
		Destruction/Damage/Vandalism	0	0	0	0
		Embezzlement	0	0	0	0
		Extortion/Blackmail	0	0	0	0
		Fraud - Computer Hacking/Invasion	0	0	0	0
		Fraud - Credit Card/ATM	0	0	0	0
		Fraud - False Pretenses	0	0	0	0
		Fraud - Identity Theft	0	0	0	0
		Fraud - Impersonation	0	0	0	0
		Fraud - Welfare	0	0	0	0
		Fraud - Wire	0	0	0	0
		Motor Vehicle Theft	0	0	0	0
		Robbery	0	0	0	0
		Stolen Property Offenses	0	0	0	0
		Theft - Pocket-picking	0	0	0	0
		Theft - Purse Snatching	0	0	0	0
		Theft - Shoplifting	0	0	0	0
		Theft From Building	0	0	0	0
		Theft From Coin Machine	0	0	0	0
		Theft From Motor Vehicle	0	0	0	0
		Theft of Motor Vehicle Parts	0	0	0	0
		Theft - All Other Larceny	0	0	0	0
		<b>Crimes Against Society</b>				
		Animal Cruelty	0	0	0	0
		Drug/Narcotic Violations	52	52	64	0
		Drug/Narcotic Equipment Violations	27	27	3	0
		Gambling - Betting/Wagering	0	0	0	0
		Gambling - Operating/Promoting	0	0	0	0
		Gambling - Equipment Violations	0	0	0	0
		Gambling - Sports Tampering	0	0	0	0
		Pornography/Obscene Material	0	0	0	0
		Prostitution	0	0	0	0
		Prostitution Assisting/Promoting	0	0	0	0
		Purchasing Prostitution	0	0	0	0
		Weapon Law Violations	17	17	4	0
		<b>Total Group A Offenses</b>	<b>97</b>	<b>97</b>	<b>72</b>	<b>0</b>

Domestic Violence Victims		
Offense	Reported	Cleared
Murder	0	0
Aggravated Assault	0	0
Simple Assault	0	0
Intimidation	0	0
Stalking	0	0
Forcible Rape	0	0
Forcible Sodomy	0	0
Sexual Assault W/Object	0	0
Forcible Fondling	0	0
Incest	0	0
Statutory Rape	0	0
Kidnapping/Abduction	0	0
<b>Total</b>	<b>0</b>	<b>0</b>

TIBRS Group B Arrests		
Offense	Adult	Juvenile
Bad Checks	0	0
Curfew/Vagrancy	0	0
Disorderly Conduct	0	0
DUI	1	0
Drunkenness	0	0
Family-Non Violent	0	0
Liquor Law Violations	0	0
Peeping Tom	0	0
Trespass	0	0
All Other Offenses	1	0
<b>Total Group B</b>	<b>2</b>	<b>0</b>



Q  
E  
N  
O



**CRIME IN  
TENNESSEE  
2016**

**STATE  
AGENCIES**

# Tennessee Alcoholic Beverage Commission - 2016

2015 Population Estimate	N/A	TIBRS Group A Offenses	Offenses		Arrests	
			Reported	Cleared	Adult	Juvenile
<b>Offense Overview</b>		<b>Crimes Against Persons</b>				
Offense Total	23	Murder	0	0	0	0
Number Cleared	11	Negligent Manslaughter	0	0	0	0
Percent Cleared	47.83 %	Negligent Vehicular Manslaughter	0	0	0	0
Group A Crimes per 100,000 population	N/A	Kidnapping/Abduction	0	0	0	0
		Forcible Rape	0	0	0	0
		Forcible Sodomy	0	0	0	0
		Sexual Assault W/Object	0	0	0	0
		Forcible Fondling	0	0	0	0
		Incest	0	0	0	0
		Statutory Rape	0	0	0	0
		Aggravated Assault	0	0	0	0
		Simple Assault	0	0	0	0
		Intimidation	0	0	0	0
		Stalking	0	0	0	0
		Commercial Sex Acts	0	0	0	0
		Involuntary Servitude	0	0	0	0
<b>Arrest Overview</b>		<b>Crimes Against Property</b>				
Total Arrests	398	Arson	0	0	0	0
Adult Arrests	398	Bribery	0	0	0	0
Juvenile Arrests	0	Burglary	0	0	0	0
Unknown Age	0	Counterfeiting/Forgery	7	4	4	0
Arrests per 100,000 population	N/A	Destruction/Damage/Vandalism	1	0	0	0
Average number offenses/incident	1.05	Embezzlement	0	0	0	0
		Extortion/Blackmail	0	0	0	0
		Fraud - Computer Hacking/Invasion	0	0	0	0
		Fraud - Credit Card/ATM	0	0	0	0
		Fraud - False Pretenses	0	0	0	0
		Fraud - Identity Theft	0	0	0	0
		Fraud - Impersonation	3	3	3	0
		Fraud - Welfare	0	0	0	0
		Fraud - Wire	0	0	0	0
		Motor Vehicle Theft	0	0	0	0
		Robbery	0	0	0	0
		Stolen Property Offenses	0	0	0	0
		Theft - Pocket-picking	0	0	0	0
		Theft - Purse Snatching	0	0	0	0
		Theft - Shoplifting	0	0	0	0
		Theft From Building	0	0	0	0
		Theft From Coin Machine	0	0	0	0
		Theft From Motor Vehicle	0	0	0	0
		Theft of Motor Vehicle Parts	0	0	0	0
		Theft - All Other Larceny	0	0	0	0
		<b>Crimes Against Society</b>				
		Animal Cruelty	0	0	0	0
		Drug/Narcotic Violations	10	2	2	0
		Drug/Narcotic Equipment Violations	1	1	0	0
		Gambling - Betting/Wagering	0	0	0	0
		Gambling - Operating/Promoting	1	1	1	0
		Gambling - Equipment Violations	0	0	0	0
		Gambling - Sports Tampering	0	0	0	0
		Pornography/Obscene Material	0	0	0	0
		Prostitution	0	0	0	0
		Prostitution Assisting/Promoting	0	0	0	0
		Purchasing Prostitution	0	0	0	0
		Weapon Law Violations	0	0	0	0
		<b>Total Group A Offenses</b>	<b>23</b>	<b>11</b>	<b>10</b>	<b>0</b>

Domestic Violence Victims		
Offense	Reported	Cleared
Murder	0	0
Aggravated Assault	0	0
Simple Assault	0	0
Intimidation	0	0
Stalking	0	0
Forcible Rape	0	0
Forcible Sodomy	0	0
Sexual Assault W/Object	0	0
Forcible Fondling	0	0
Incest	0	0
Statutory Rape	0	0
Kidnapping/Abduction	0	0
<b>Total</b>	<b>0</b>	<b>0</b>

TIBRS Group B Arrests		
Offense	Adult	Juvenile
Bad Checks	0	0
Curfew/Vagrancy	0	0
Disorderly Conduct	0	0
DUI	0	0
Drunkenness	0	0
Family-Non Violent	2	0
Liquor Law Violations	381	0
Peeping Tom	0	0
Trespass	0	0
All Other Offenses	5	0
<b>Total Group B</b>	<b>388</b>	<b>0</b>



# Tennessee Bureau of Investigation - 2016

2015 Population Estimate	N/A	TIBRS Group A Offenses	Offenses		Arrests	
			Reported	Cleared	Adult	Juvenile
<b>Offense Overview</b>		<b>Crimes Against Persons</b>				
Offense Total	456	Murder	1	1	1	0
Number Cleared	67	Negligent Manslaughter	0	0	0	0
Percent Cleared	14.69 %	Negligent Vehicular Manslaughter	0	0	0	0
Group A Crimes per 100,000 population	N/A	Kidnapping/Abduction	0	0	0	0
		Forcible Rape	3	1	1	0
		Forcible Sodomy	0	0	0	0
		Sexual Assault W/Object	0	0	0	0
		Forcible Fondling	1	1	1	0
		Incest	0	0	0	0
		Statutory Rape	0	0	0	0
		Aggravated Assault	1	0	0	0
		Simple Assault	2	0	0	0
		Intimidation	0	0	0	0
		Stalking	0	0	0	0
		Commercial Sex Acts	18	16	15	0
		Involuntary Servitude	0	0	0	0
		<b>Crimes Against Property</b>				
		Arson	2	1	1	0
		Bribery	0	0	0	0
		Burglary	0	0	0	0
		Counterfeiting/Forgery	1	0	0	0
		Destruction/Damage/Vandalism	0	0	0	0
		Embezzlement	3	2	2	0
		Extortion/Blackmail	2	0	0	0
		Fraud - Computer Hacking/Invasion	0	0	0	0
		Fraud - Credit Card/ATM	1	0	0	0
		Fraud - False Pretenses	0	0	0	0
		Fraud - Identity Theft	0	0	0	0
		Fraud - Impersonation	0	0	0	0
		Fraud - Welfare	1	0	0	0
		Fraud - Wire	2	0	0	0
		Motor Vehicle Theft	0	0	0	0
		Robbery	1	1	2	0
		Stolen Property Offenses	0	0	0	0
		Theft - Pocket-picking	0	0	0	0
		Theft - Purse Snatching	0	0	0	0
		Theft - Shoplifting	0	0	0	0
		Theft From Building	0	0	0	0
		Theft From Coin Machine	0	0	0	0
		Theft From Motor Vehicle	0	0	0	0
		Theft of Motor Vehicle Parts	0	0	0	0
		Theft - All Other Larceny	7	0	0	0
		<b>Crimes Against Society</b>				
		Animal Cruelty	0	0	0	0
		Drug/Narcotic Violations	395	39	35	0
		Drug/Narcotic Equipment Violations	1	0	0	0
		Gambling - Betting/Wagering	0	0	0	0
		Gambling - Operating/Promoting	0	0	0	0
		Gambling - Equipment Violations	0	0	0	0
		Gambling - Sports Tampering	0	0	0	0
		Pornography/Obscene Material	6	2	2	0
		Prostitution	1	0	0	0
		Prostitution Assisting/Promoting	2	0	0	0
		Purchasing Prostitution	0	0	0	0
		Weapon Law Violations	5	3	3	0
		<b>Total Group A Offenses</b>	<b>456</b>	<b>67</b>	<b>63</b>	<b>0</b>

Domestic Violence Victims		
Offense	Reported	Cleared
Murder	0	0
Aggravated Assault	0	0
Simple Assault	0	0
Intimidation	0	0
Stalking	0	0
Forcible Rape	1	1
Forcible Sodomy	0	0
Sexual Assault W/Object	0	0
Forcible Fondling	0	0
Incest	0	0
Statutory Rape	0	0
Kidnapping/Abduction	0	0
<b>Total</b>	<b>1</b>	<b>1</b>

TIBRS Group B Arrests		
Offense	Adult	Juvenile
Bad Checks	0	0
Curfew/Vagrancy	0	0
Disorderly Conduct	0	0
DUI	0	0
Drunkenness	0	0
Family-Non Violent	0	0
Liquor Law Violations	0	0
Peeping Tom	0	0
Trespass	0	0
All Other Offenses	6	0
<b>Total Group B</b>	<b>6</b>	<b>0</b>



# Tennessee Department of Correction - 2016

2015 Population Estimate	N/A	TIBRS Group A Offenses	Offenses		Arrests	
			Reported	Cleared	Adult	Juvenile
<b>Offense Overview</b>		<b>Crimes Against Persons</b>				
Offense Total	61	Murder	0	0	0	0
Number Cleared	53	Negligent Manslaughter	0	0	0	0
Percent Cleared	86.89 %	Negligent Vehicular Manslaughter	0	0	0	0
Group A Crimes per 100,000 population	N/A	Kidnapping/Abduction	0	0	0	0
		Forcible Rape	0	0	0	0
		Forcible Sodomy	1	0	0	0
		Sexual Assault W/Object	0	0	0	0
		Forcible Fondling	0	0	0	0
		Incest	0	0	0	0
		Statutory Rape	0	0	0	0
		Aggravated Assault	14	12	17	0
		Simple Assault	7	5	5	0
		Intimidation	0	0	0	0
		Stalking	0	0	0	0
		Commercial Sex Acts	0	0	0	0
		Involuntary Servitude	0	0	0	0
		<b>Crimes Against Property</b>				
		Arson	0	0	0	0
		Bribery	0	0	0	0
		Burglary	0	0	0	0
		Counterfeiting/Forgery	0	0	0	0
		Destruction/Damage/Vandalism	0	0	0	0
		Embezzlement	0	0	0	0
		Extortion/Blackmail	0	0	0	0
		Fraud - Computer Hacking/Invasion	0	0	0	0
		Fraud - Credit Card/ATM	0	0	0	0
		Fraud - False Pretenses	0	0	0	0
		Fraud - Identity Theft	0	0	0	0
		Fraud - Impersonation	1	0	0	0
		Fraud - Welfare	0	0	0	0
		Fraud - Wire	0	0	0	0
		Motor Vehicle Theft	0	0	0	0
		Robbery	0	0	0	0
		Stolen Property Offenses	0	0	0	0
		Theft - Pocket-picking	0	0	0	0
		Theft - Purse Snatching	0	0	0	0
		Theft - Shoplifting	0	0	0	0
		Theft From Building	0	0	0	0
		Theft From Coin Machine	0	0	0	0
		Theft From Motor Vehicle	0	0	0	0
		Theft of Motor Vehicle Parts	0	0	0	0
		Theft - All Other Larceny	0	0	0	0
		<b>Crimes Against Society</b>				
		Animal Cruelty	0	0	0	0
		Drug/Narcotic Violations	32	31	41	0
		Drug/Narcotic Equipment Violations	2	2	0	0
		Gambling - Betting/Wagering	0	0	0	0
		Gambling - Operating/Promoting	0	0	0	0
		Gambling - Equipment Violations	0	0	0	0
		Gambling - Sports Tampering	0	0	0	0
		Pornography/Obscene Material	0	0	0	0
		Prostitution	0	0	0	0
		Prostitution Assisting/Promoting	0	0	0	0
		Purchasing Prostitution	0	0	0	0
		Weapon Law Violations	4	3	6	0
		<b>Total Group A Offenses</b>	<b>61</b>	<b>53</b>	<b>69</b>	<b>0</b>

Domestic Violence Victims		
Offense	Reported	Cleared
Murder	0	0
Aggravated Assault	0	0
Simple Assault	0	0
Intimidation	0	0
Stalking	0	0
Forcible Rape	0	0
Forcible Sodomy	0	0
Sexual Assault W/Object	0	0
Forcible Fondling	0	0
Incest	0	0
Statutory Rape	0	0
Kidnapping/Abduction	0	0
<b>Total</b>	<b>0</b>	<b>0</b>

TIBRS Group B Arrests		
Offense	Adult	Juvenile
Bad Checks	0	0
Curfew/Vagrancy	0	0
Disorderly Conduct	0	0
DUI	0	0
Drunkenness	0	0
Family-Non Violent	0	0
Liquor Law Violations	0	0
Peeping Tom	0	0
Trespass	1	0
All Other Offenses	25	0
<b>Total Group B</b>	<b>26</b>	<b>0</b>



# Tennessee Department of Revenue - 2016

			Offenses		Arrests	
			Reported	Cleared	Adult	Juvenile
<b>2015 Population Estimate</b>	N/A	<b>TIBRS Group A Offenses</b>				
<b>Offense Overview</b>		<b>Crimes Against Persons</b>				
Offense Total	0	Murder	0	0	0	0
Number Cleared	0	Negligent Manslaughter	0	0	0	0
Percent Cleared	0.00 %	Negligent Vehicular Manslaughter	0	0	0	0
Group A Crimes per 100,000 population	N/A	Kidnapping/Abduction	0	0	0	0
		Forcible Rape	0	0	0	0
		Forcible Sodomy	0	0	0	0
		Sexual Assault W/Object	0	0	0	0
		Forcible Fondling	0	0	0	0
		Incest	0	0	0	0
		Statutory Rape	0	0	0	0
		Aggravated Assault	0	0	0	0
		Simple Assault	0	0	0	0
		Intimidation	0	0	0	0
		Stalking	0	0	0	0
		Commercial Sex Acts	0	0	0	0
		Involuntary Servitude	0	0	0	0
		<b>Crimes Against Property</b>				
		Arson	0	0	0	0
		Bribery	0	0	0	0
		Burglary	0	0	0	0
		Counterfeiting/Forgery	0	0	0	0
		Destruction/Damage/Vandalism	0	0	0	0
		Embezzlement	0	0	0	0
		Extortion/Blackmail	0	0	0	0
		Fraud - Computer Hacking/Invasion	0	0	0	0
		Fraud - Credit Card/ATM	0	0	0	0
		Fraud - False Pretenses	0	0	0	0
		Fraud - Identity Theft	0	0	0	0
		Fraud - Impersonation	0	0	0	0
		Fraud - Welfare	0	0	0	0
		Fraud - Wire	0	0	0	0
		Motor Vehicle Theft	0	0	0	0
		Robbery	0	0	0	0
		Stolen Property Offenses	0	0	0	0
		Theft - Pocket-picking	0	0	0	0
		Theft - Purse Snatching	0	0	0	0
		Theft - Shoplifting	0	0	0	0
		Theft From Building	0	0	0	0
		Theft From Coin Machine	0	0	0	0
		Theft From Motor Vehicle	0	0	0	0
		Theft of Motor Vehicle Parts	0	0	0	0
		Theft - All Other Larceny	0	0	0	0
		<b>Crimes Against Society</b>				
		Animal Cruelty	0	0	0	0
		Drug/Narcotic Violations	0	0	0	0
		Drug/Narcotic Equipment Violations	0	0	0	0
		Gambling - Betting/Wagering	0	0	0	0
		Gambling - Operating/Promoting	0	0	0	0
		Gambling - Equipment Violations	0	0	0	0
		Gambling - Sports Tampering	0	0	0	0
		Pornography/Obscene Material	0	0	0	0
		Prostitution	0	0	0	0
		Prostitution Assisting/Promoting	0	0	0	0
		Purchasing Prostitution	0	0	0	0
		Weapon Law Violations	0	0	0	0
		<b>Total Group A Offenses</b>	<b>0</b>	<b>0</b>	<b>0</b>	<b>0</b>

Domestic Violence Victims	Reported	Cleared
Offense		
Murder	0	0
Aggravated Assault	0	0
Simple Assault	0	0
Intimidation	0	0
Stalking	0	0
Forcible Rape	0	0
Forcible Sodomy	0	0
Sexual Assault W/Object	0	0
Forcible Fondling	0	0
Incest	0	0
Statutory Rape	0	0
Kidnapping/Abduction	0	0
<b>Total</b>	<b>0</b>	<b>0</b>

TIBRS Group B Arrests	Adult	Juvenile
Offense		
Bad Checks	0	0
Curfew/Vagrancy	0	0
Disorderly Conduct	0	0
DUI	0	0
Drunkenness	0	0
Family-Non Violent	0	0
Liquor Law Violations	0	0
Peeping Tom	0	0
Trespass	0	0
All Other Offenses	0	0
<b>Total Group B</b>	<b>0</b>	<b>0</b>





# Tennessee Department of Safety - 2016

2015 Population Estimate	N/A	TIBRS Group A Offenses	Offenses		Arrests	
			Reported	Cleared	Adult	Juvenile
<b>Offense Overview</b>		<b>Crimes Against Persons</b>				
Offense Total	4,898	Murder	3	3	1	0
Number Cleared	3,655	Negligent Manslaughter	1	0	0	0
Percent Cleared	74.62 %	Negligent Vehicular Manslaughter	0	0	0	0
Group A Crimes per 100,000 population	N/A	Kidnapping/Abduction	1	0	0	0
		Forcible Rape	0	0	0	0
		Forcible Sodomy	0	0	0	0
		Sexual Assault W/Object	0	0	0	0
		Forcible Fondling	0	0	0	0
		Incest	0	0	0	0
		Statutory Rape	0	0	0	0
		Aggravated Assault	41	32	18	0
		Simple Assault	50	43	23	0
		Intimidation	20	16	9	0
		Stalking	0	0	0	0
		Commercial Sex Acts	0	0	0	0
		Involuntary Servitude	0	0	0	0
		<b>Crimes Against Property</b>				
		Arson	0	0	0	0
		Bribery	4	4	3	0
		Burglary	0	0	0	0
		Counterfeiting/Forgery	79	70	31	0
		Destruction/Damage/Vandalism	65	56	22	0
		Embezzlement	0	0	0	0
		Extortion/Blackmail	0	0	0	0
		Fraud - Computer Hacking/Invasion	0	0	0	0
		Fraud - Credit Card/ATM	0	0	0	0
		Fraud - False Pretenses	13	10	6	0
		Fraud - Identity Theft	7	6	16	0
		Fraud - Impersonation	57	51	29	0
		Fraud - Welfare	0	0	0	0
		Fraud - Wire	0	0	0	0
		Motor Vehicle Theft	80	70	41	4
		Robbery	1	0	0	0
		Stolen Property Offenses	79	73	37	0
		Theft - Pocket-picking	2	2	1	0
		Theft - Purse Snatching	0	0	0	0
		Theft - Shoplifting	1	1	0	0
		Theft From Building	1	1	0	0
		Theft From Coin Machine	0	0	0	0
		Theft From Motor Vehicle	8	4	2	0
		Theft of Motor Vehicle Parts	3	2	0	1
		Theft - All Other Larceny	14	11	5	0
		<b>Crimes Against Society</b>				
		Animal Cruelty	0	0	0	0
		Drug/Narcotic Violations	2,509	1,781	1,274	36
		Drug/Narcotic Equipment Violations	1,558	1,135	335	5
		Gambling - Betting/Wagering	0	0	0	0
		Gambling - Operating/Promoting	0	0	0	0
		Gambling - Equipment Violations	0	0	0	0
		Gambling - Sports Tampering	0	0	0	0
		Pornography/Obscene Material	0	0	0	0
		Prostitution	0	0	0	0
		Prostitution Assisting/Promoting	0	0	0	0
		Purchasing Prostitution	0	0	0	0
		Weapon Law Violations	301	284	158	0
		<b>Total Group A Offenses</b>	<b>4,898</b>	<b>3,655</b>	<b>2,011</b>	<b>46</b>

Domestic Violence Victims		
Offense	Reported	Cleared
Murder	0	0
Aggravated Assault	6	4
Simple Assault	11	11
Intimidation	3	3
Stalking	0	0
Forcible Rape	0	0
Forcible Sodomy	0	0
Sexual Assault W/Object	0	0
Forcible Fondling	0	0
Incest	0	0
Statutory Rape	0	0
Kidnapping/Abduction	0	0
<b>Total</b>	<b>20</b>	<b>18</b>

TIBRS Group B Arrests		
Offense	Adult	Juvenile
Bad Checks	0	0
Curfew/Vagrancy	0	0
Disorderly Conduct	0	0
DUI	6,749	47
Drunkenness	0	0
Family-Non Violent	0	0
Liquor Law Violations	0	0
Peeping Tom	0	0
Trespass	0	0
All Other Offenses	0	0
<b>Total Group B</b>	<b>6,749</b>	<b>47</b>



# Tennessee Office of Inspector General - 2016

2015 Population Estimate	N/A	TIBRS Group A Offenses	Offenses		Arrests	
			Reported	Cleared	Adult	Juvenile
<b>Offense Overview</b>		<b>Crimes Against Persons</b>				
Offense Total	116	Murder	0	0	0	0
Number Cleared	55	Negligent Manslaughter	0	0	0	0
Percent Cleared	47.41 %	Negligent Vehicular Manslaughter	0	0	0	0
Group A Crimes per 100,000 population	N/A	Kidnapping/Abduction	0	0	0	0
		Forcible Rape	0	0	0	0
		Forcible Sodomy	0	0	0	0
		Sexual Assault W/Object	0	0	0	0
		Forcible Fondling	0	0	0	0
		Incest	0	0	0	0
		Statutory Rape	0	0	0	0
		Aggravated Assault	0	0	0	0
		Simple Assault	0	0	0	0
		Intimidation	0	0	0	0
		Stalking	0	0	0	0
		Commercial Sex Acts	0	0	0	0
		Involuntary Servitude	0	0	0	0
		<b>Crimes Against Property</b>				
		Arson	0	0	0	0
		Bribery	0	0	0	0
		Burglary	0	0	0	0
		Counterfeiting/Forgery	4	4	0	0
		Destruction/Damage/Vandalism	0	0	0	0
		Embezzlement	0	0	0	0
		Extortion/Blackmail	0	0	0	0
		Fraud - Computer Hacking/Invasion	0	0	0	0
		Fraud - Credit Card/ATM	0	0	0	0
		Fraud - False Pretenses	0	0	0	0
		Fraud - Identity Theft	0	0	0	0
		Fraud - Impersonation	5	5	0	0
		Fraud - Welfare	97	36	32	0
		Fraud - Wire	0	0	0	0
		Motor Vehicle Theft	0	0	0	0
		Robbery	0	0	0	0
		Stolen Property Offenses	0	0	0	0
		Theft - Pocket-picking	0	0	0	0
		Theft - Purse Snatching	0	0	0	0
		Theft - Shoplifting	0	0	0	0
		Theft From Building	0	0	0	0
		Theft From Coin Machine	0	0	0	0
		Theft From Motor Vehicle	0	0	0	0
		Theft of Motor Vehicle Parts	0	0	0	0
		Theft - All Other Larceny	0	0	0	0
		<b>Crimes Against Society</b>				
		Animal Cruelty	0	0	0	0
		Drug/Narcotic Violations	10	10	0	0
		Drug/Narcotic Equipment Violations	0	0	0	0
		Gambling - Betting/Wagering	0	0	0	0
		Gambling - Operating/Promoting	0	0	0	0
		Gambling - Equipment Violations	0	0	0	0
		Gambling - Sports Tampering	0	0	0	0
		Pornography/Obscene Material	0	0	0	0
		Prostitution	0	0	0	0
		Prostitution Assisting/Promoting	0	0	0	0
		Purchasing Prostitution	0	0	0	0
		Weapon Law Violations	0	0	0	0
		<b>Total Group A Offenses</b>	<b>116</b>	<b>55</b>	<b>32</b>	<b>0</b>

Domestic Violence Victims		
Offense	Reported	Cleared
Murder	0	0
Aggravated Assault	0	0
Simple Assault	0	0
Intimidation	0	0
Stalking	0	0
Forcible Rape	0	0
Forcible Sodomy	0	0
Sexual Assault W/Object	0	0
Forcible Fondling	0	0
Incest	0	0
Statutory Rape	0	0
Kidnapping/Abduction	0	0
<b>Total</b>	<b>0</b>	<b>0</b>

TIBRS Group B Arrests		
Offense	Adult	Juvenile
Bad Checks	0	0
Curfew/Vagrancy	0	0
Disorderly Conduct	0	0
DUI	0	0
Drunkenness	0	0
Family-Non Violent	0	0
Liquor Law Violations	0	0
Peeping Tom	0	0
Trespass	0	0
All Other Offenses	0	0
<b>Total Group B</b>	<b>0</b>	<b>0</b>



# Tennessee State Fire Marshal - 2016

2015 Population Estimate	N/A	TIBRS Group A Offenses	Offenses		Arrests	
			Reported	Cleared	Adult	Juvenile
<b>Offense Overview</b>		<b>Crimes Against Persons</b>				
Offense Total	4	Murder	0	0	0	0
Number Cleared	1	Negligent Manslaughter	0	0	0	0
Percent Cleared	25.00 %	Negligent Vehicular Manslaughter	0	0	0	0
Group A Crimes per 100,000 population	N/A	Kidnapping/Abduction	0	0	0	0
		Forcible Rape	0	0	0	0
		Forcible Sodomy	0	0	0	0
		Sexual Assault W/Object	0	0	0	0
		Forcible Fondling	0	0	0	0
		Incest	0	0	0	0
		Statutory Rape	0	0	0	0
		Aggravated Assault	0	0	0	0
		Simple Assault	0	0	0	0
		Intimidation	0	0	0	0
		Stalking	0	0	0	0
		Commercial Sex Acts	0	0	0	0
		Involuntary Servitude	0	0	0	0
<b>Arrest Overview</b>		<b>Crimes Against Property</b>				
Total Arrests	1	Arson	4	1	1	0
Adult Arrests	1	Bribery	0	0	0	0
Juvenile Arrests	0	Burglary	0	0	0	0
Unknown Age	0	Counterfeiting/Forgery	0	0	0	0
Arrests per 100,000 population	N/A	Destruction/Damage/Vandalism	0	0	0	0
Average number offenses/incident	1.00	Embezzlement	0	0	0	0
		Extortion/Blackmail	0	0	0	0
		Fraud - Computer Hacking/Invasion	0	0	0	0
		Fraud - Credit Card/ATM	0	0	0	0
		Fraud - False Pretenses	0	0	0	0
		Fraud - Identity Theft	0	0	0	0
		Fraud - Impersonation	0	0	0	0
		Fraud - Welfare	0	0	0	0
		Fraud - Wire	0	0	0	0
		Motor Vehicle Theft	0	0	0	0
		Robbery	0	0	0	0
		Stolen Property Offenses	0	0	0	0
		Theft - Pocket-picking	0	0	0	0
		Theft - Purse Snatching	0	0	0	0
		Theft - Shoplifting	0	0	0	0
		Theft From Building	0	0	0	0
		Theft From Coin Machine	0	0	0	0
		Theft From Motor Vehicle	0	0	0	0
		Theft of Motor Vehicle Parts	0	0	0	0
		Theft - All Other Larceny	0	0	0	0
		<b>Crimes Against Society</b>				
		Animal Cruelty	0	0	0	0
		Drug/Narcotic Violations	0	0	0	0
		Drug/Narcotic Equipment Violations	0	0	0	0
		Gambling - Betting/Wagering	0	0	0	0
		Gambling - Operating/Promoting	0	0	0	0
		Gambling - Equipment Violations	0	0	0	0
		Gambling - Sports Tampering	0	0	0	0
		Pornography/Obscene Material	0	0	0	0
		Prostitution	0	0	0	0
		Prostitution Assisting/Promoting	0	0	0	0
		Purchasing Prostitution	0	0	0	0
		Weapon Law Violations	0	0	0	0
		<b>Total Group A Offenses</b>	<b>4</b>	<b>1</b>	<b>1</b>	<b>0</b>

Domestic Violence Victims		
Offense	Reported	Cleared
Murder	0	0
Aggravated Assault	0	0
Simple Assault	0	0
Intimidation	0	0
Stalking	0	0
Forcible Rape	0	0
Forcible Sodomy	0	0
Sexual Assault W/Object	0	0
Forcible Fondling	0	0
Incest	0	0
Statutory Rape	0	0
Kidnapping/Abduction	0	0
<b>Total</b>	<b>0</b>	<b>0</b>

TIBRS Group B Arrests		
Offense	Adult	Juvenile
Bad Checks	0	0
Curfew/Vagrancy	0	0
Disorderly Conduct	0	0
DUI	0	0
Drunkenness	0	0
Family-Non Violent	0	0
Liquor Law Violations	0	0
Peeping Tom	0	0
Trespass	0	0
All Other Offenses	0	0
<b>Total Group B</b>	<b>0</b>	<b>0</b>



## TWRA-Crossville - 2016

2015 Population Estimate	N/A	TIBRS Group A Offenses	Offenses		Arrests	
			Reported	Cleared	Adult	Juvenile
<b>Offense Overview</b>		<b>Crimes Against Persons</b>				
Offense Total	9	Murder	0	0	0	0
Number Cleared	9	Negligent Manslaughter	0	0	0	0
Percent Cleared	100.00 %	Negligent Vehicular Manslaughter	0	0	0	0
Group A Crimes per 100,000 population	N/A	Kidnapping/Abduction	0	0	0	0
		Forcible Rape	0	0	0	0
		Forcible Sodomy	0	0	0	0
		Sexual Assault W/Object	0	0	0	0
		Forcible Fondling	0	0	0	0
		Incest	0	0	0	0
		Statutory Rape	0	0	0	0
		Aggravated Assault	0	0	0	0
		Simple Assault	0	0	0	0
		Intimidation	0	0	0	0
		Stalking	0	0	0	0
		Commercial Sex Acts	0	0	0	0
		Involuntary Servitude	0	0	0	0
		<b>Crimes Against Property</b>				
		Arson	0	0	0	0
		Bribery	0	0	0	0
		Burglary	0	0	0	0
		Counterfeiting/Forgery	0	0	0	0
		Destruction/Damage/Vandalism	0	0	0	0
		Embezzlement	0	0	0	0
		Extortion/Blackmail	0	0	0	0
		Fraud - Computer Hacking/Invasion	0	0	0	0
		Fraud - Credit Card/ATM	0	0	0	0
		Fraud - False Pretenses	0	0	0	0
		Fraud - Identity Theft	0	0	0	0
		Fraud - Impersonation	0	0	0	0
		Fraud - Welfare	0	0	0	0
		Fraud - Wire	0	0	0	0
		Motor Vehicle Theft	0	0	0	0
		Robbery	0	0	0	0
		Stolen Property Offenses	0	0	0	0
		Theft - Pocket-picking	0	0	0	0
		Theft - Purse Snatching	0	0	0	0
		Theft - Shoplifting	0	0	0	0
		Theft From Building	0	0	0	0
		Theft From Coin Machine	0	0	0	0
		Theft From Motor Vehicle	0	0	0	0
		Theft of Motor Vehicle Parts	0	0	0	0
		Theft - All Other Larceny	0	0	0	0
		<b>Crimes Against Society</b>				
		Animal Cruelty	0	0	0	0
		Drug/Narcotic Violations	5	5	4	1
		Drug/Narcotic Equipment Violations	4	4	0	0
		Gambling - Betting/Wagering	0	0	0	0
		Gambling - Operating/Promoting	0	0	0	0
		Gambling - Equipment Violations	0	0	0	0
		Gambling - Sports Tampering	0	0	0	0
		Pornography/Obscene Material	0	0	0	0
		Prostitution	0	0	0	0
		Prostitution Assisting/Promoting	0	0	0	0
		Purchasing Prostitution	0	0	0	0
		Weapon Law Violations	0	0	0	0
		<b>Total Group A Offenses</b>	<b>9</b>	<b>9</b>	<b>4</b>	<b>1</b>

Domestic Violence Victims		
Offense	Reported	Cleared
Murder	0	0
Aggravated Assault	0	0
Simple Assault	0	0
Intimidation	0	0
Stalking	0	0
Forcible Rape	0	0
Forcible Sodomy	0	0
Sexual Assault W/Object	0	0
Forcible Fondling	0	0
Incest	0	0
Statutory Rape	0	0
Kidnapping/Abduction	0	0
<b>Total</b>	<b>0</b>	<b>0</b>

TIBRS Group B Arrests		
Offense	Adult	Juvenile
Bad Checks	0	0
Curfew/Vagrancy	0	0
Disorderly Conduct	0	0
DUI	6	0
Drunkenness	0	0
Family-Non Violent	0	0
Liquor Law Violations	0	0
Peeping Tom	0	0
Trespass	0	0
All Other Offenses	21	0
<b>Total Group B</b>	<b>27</b>	<b>0</b>



TWRA-Jackson - 2016

2015 Population Estimate	N/A	TIBRS Group A Offenses	Offenses		Arrests	
			Reported	Cleared	Adult	Juvenile
<b>Offense Overview</b>		<b>Crimes Against Persons</b>				
Offense Total	17	Murder	1	1	1	0
Number Cleared	17	Negligent Manslaughter	0	0	0	0
Percent Cleared	100.00 %	Negligent Vehicular Manslaughter	1	1	0	0
Group A Crimes per 100,000 population	N/A	Kidnapping/Abduction	0	0	0	0
		Forcible Rape	0	0	0	0
		Forcible Sodomy	0	0	0	0
		Sexual Assault W/Object	0	0	0	0
		Forcible Fondling	0	0	0	0
		Incest	0	0	0	0
		Statutory Rape	0	0	0	0
		Aggravated Assault	0	0	0	0
		Simple Assault	0	0	0	0
		Intimidation	0	0	0	0
		Stalking	0	0	0	0
		Commercial Sex Acts	0	0	0	0
		Involuntary Servitude	0	0	0	0
		<b>Crimes Against Property</b>				
		Arson	0	0	0	0
		Bribery	0	0	0	0
		Burglary	0	0	0	0
		Counterfeiting/Forgery	0	0	0	0
		Destruction/Damage/Vandalism	0	0	0	0
		Embezzlement	0	0	0	0
		Extortion/Blackmail	0	0	0	0
		Fraud - Computer Hacking/Invasion	0	0	0	0
		Fraud - Credit Card/ATM	0	0	0	0
		Fraud - False Pretenses	0	0	0	0
		Fraud - Identity Theft	0	0	0	0
		Fraud - Impersonation	0	0	0	0
		Fraud - Welfare	0	0	0	0
		Fraud - Wire	0	0	0	0
		Motor Vehicle Theft	0	0	0	0
		Robbery	0	0	0	0
		Stolen Property Offenses	0	0	0	0
		Theft - Pocket-picking	0	0	0	0
		Theft - Purse Snatching	0	0	0	0
		Theft - Shoplifting	0	0	0	0
		Theft From Building	0	0	0	0
		Theft From Coin Machine	0	0	0	0
		Theft From Motor Vehicle	0	0	0	0
		Theft of Motor Vehicle Parts	0	0	0	0
		Theft - All Other Larceny	0	0	0	0
		<b>Crimes Against Society</b>				
		Animal Cruelty	0	0	0	0
		Drug/Narcotic Violations	8	8	6	2
		Drug/Narcotic Equipment Violations	7	7	0	0
		Gambling - Betting/Wagering	0	0	0	0
		Gambling - Operating/Promoting	0	0	0	0
		Gambling - Equipment Violations	0	0	0	0
		Gambling - Sports Tampering	0	0	0	0
		Pornography/Obscene Material	0	0	0	0
		Prostitution	0	0	0	0
		Prostitution Assisting/Promoting	0	0	0	0
		Purchasing Prostitution	0	0	0	0
		Weapon Law Violations	0	0	0	0
		<b>Total Group A Offenses</b>	<b>17</b>	<b>17</b>	<b>7</b>	<b>2</b>
<b>Arrest Overview</b>						
Total Arrests	29					
Adult Arrests	26					
Juvenile Arrests	3					
Unknown Age	0					
Arrests per 100,000 population	N/A					
Average number offenses/incident	1.89					

Domestic Violence Victims		
Offense	Reported	Cleared
Murder	0	0
Aggravated Assault	0	0
Simple Assault	0	0
Intimidation	0	0
Stalking	0	0
Forcible Rape	0	0
Forcible Sodomy	0	0
Sexual Assault W/Object	0	0
Forcible Fondling	0	0
Incest	0	0
Statutory Rape	0	0
Kidnapping/Abduction	0	0
<b>Total</b>	<b>0</b>	<b>0</b>

TIBRS Group B Arrests		
Offense	Adult	Juvenile
Bad Checks	0	0
Curfew/Vagrancy	0	0
Disorderly Conduct	0	0
DUI	7	0
Drunkenness	0	0
Family-Non Violent	0	0
Liquor Law Violations	0	0
Peeping Tom	0	0
Trespass	0	0
All Other Offenses	12	1
<b>Total Group B</b>	<b>19</b>	<b>1</b>



**TWRA-Morristown - 2016**

2015 Population Estimate	N/A	TIBRS Group A Offenses	Offenses		Arrests	
			Reported	Cleared	Adult	Juvenile
<b>Offense Overview</b>		<b>Crimes Against Persons</b>				
Offense Total	69	Murder	0	0	0	0
Number Cleared	68	Negligent Manslaughter	0	0	0	0
Percent Cleared	98.55 %	Negligent Vehicular Manslaughter	0	0	0	0
Group A Crimes per 100,000 population	N/A	Kidnapping/Abduction	0	0	0	0
		Forcible Rape	0	0	0	0
		Forcible Sodomy	0	0	0	0
		Sexual Assault W/Object	0	0	0	0
		Forcible Fondling	0	0	0	0
		Incest	0	0	0	0
		Statutory Rape	0	0	0	0
		Aggravated Assault	0	0	0	0
		Simple Assault	0	0	0	0
		Intimidation	0	0	0	0
		Stalking	0	0	0	0
		Commercial Sex Acts	0	0	0	0
		Involuntary Servitude	0	0	0	0
<b>Arrest Overview</b>		<b>Crimes Against Property</b>				
Total Arrests	83	Arson	0	0	0	0
Adult Arrests	80	Bribery	0	0	0	0
Juvenile Arrests	3	Burglary	0	0	0	0
Unknown Age	0	Counterfeiting/Forgery	0	0	0	0
Arrests per 100,000 population	N/A	Destruction/Damage/Vandalism	0	0	0	0
Average number offenses/incident	1.57	Embezzlement	0	0	0	0
		Extortion/Blackmail	0	0	0	0
		Fraud - Computer Hacking/Invasion	0	0	0	0
		Fraud - Credit Card/ATM	0	0	0	0
		Fraud - False Pretenses	0	0	0	0
		Fraud - Identity Theft	0	0	0	0
		Fraud - Impersonation	1	1	1	0
		Fraud - Welfare	0	0	0	0
		Fraud - Wire	0	0	0	0
		Motor Vehicle Theft	0	0	0	0
		Robbery	0	0	0	0
		Stolen Property Offenses	0	0	0	0
		Theft - Pocket-picking	0	0	0	0
		Theft - Purse Snatching	0	0	0	0
		Theft - Shoplifting	0	0	0	0
		Theft From Building	0	0	0	0
		Theft From Coin Machine	0	0	0	0
		Theft From Motor Vehicle	0	0	0	0
		Theft of Motor Vehicle Parts	0	0	0	0
		Theft - All Other Larceny	0	0	0	0
		<b>Crimes Against Society</b>				
		Animal Cruelty	0	0	0	0
		Drug/Narcotic Violations	42	41	38	3
		Drug/Narcotic Equipment Violations	25	25	1	0
		Gambling - Betting/Wagering	0	0	0	0
		Gambling - Operating/Promoting	0	0	0	0
		Gambling - Equipment Violations	0	0	0	0
		Gambling - Sports Tampering	0	0	0	0
		Pornography/Obscene Material	0	0	0	0
		Prostitution	0	0	0	0
		Prostitution Assisting/Promoting	0	0	0	0
		Purchasing Prostitution	0	0	0	0
		Weapon Law Violations	1	1	1	0
		<b>Total Group A Offenses</b>	<b>69</b>	<b>68</b>	<b>41</b>	<b>3</b>

Domestic Violence Victims		
Offense	Reported	Cleared
Murder	0	0
Aggravated Assault	0	0
Simple Assault	0	0
Intimidation	0	0
Stalking	0	0
Forcible Rape	0	0
Forcible Sodomy	0	0
Sexual Assault W/Object	0	0
Forcible Fondling	0	0
Incest	0	0
Statutory Rape	0	0
Kidnapping/Abduction	0	0
<b>Total</b>	<b>0</b>	<b>0</b>

TIBRS Group B Arrests		
Offense	Adult	Juvenile
Bad Checks	0	0
Curfew/Vagrancy	0	0
Disorderly Conduct	0	0
DUI	9	0
Drunkenness	0	0
Family-Non Violent	0	0
Liquor Law Violations	5	0
Peeping Tom	0	0
Trespass	0	0
All Other Offenses	25	0
<b>Total Group B</b>	<b>39</b>	<b>0</b>



## TWRA-Nashville - 2016

2015 Population Estimate	N/A	TIBRS Group A Offenses	Offenses		Arrests	
			Reported	Cleared	Adult	Juvenile
<b>Offense Overview</b>		<b>Crimes Against Persons</b>				
Offense Total	71	Murder	0	0	0	0
Number Cleared	71	Negligent Manslaughter	0	0	0	0
Percent Cleared	100.00 %	Negligent Vehicular Manslaughter	0	0	0	0
Group A Crimes per 100,000 population	N/A	Kidnapping/Abduction	0	0	0	0
		Forcible Rape	0	0	0	0
		Forcible Sodomy	0	0	0	0
		Sexual Assault W/Object	0	0	0	0
		Forcible Fondling	0	0	0	0
		Incest	0	0	0	0
		Statutory Rape	0	0	0	0
		Aggravated Assault	0	0	0	0
		Simple Assault	3	3	3	0
		Intimidation	0	0	0	0
		Stalking	0	0	0	0
		Commercial Sex Acts	0	0	0	0
		Involuntary Servitude	0	0	0	0
		<b>Crimes Against Property</b>				
		Arson	0	0	0	0
		Bribery	0	0	0	0
		Burglary	0	0	0	0
		Counterfeiting/Forgery	0	0	0	0
		Destruction/Damage/Vandalism	0	0	0	0
		Embezzlement	0	0	0	0
		Extortion/Blackmail	0	0	0	0
		Fraud - Computer Hacking/Invasion	0	0	0	0
		Fraud - Credit Card/ATM	0	0	0	0
		Fraud - False Pretenses	0	0	0	0
		Fraud - Identity Theft	0	0	0	0
		Fraud - Impersonation	0	0	0	0
		Fraud - Welfare	0	0	0	0
		Fraud - Wire	0	0	0	0
		Motor Vehicle Theft	0	0	0	0
		Robbery	0	0	0	0
		Stolen Property Offenses	0	0	0	0
		Theft - Pocket-picking	0	0	0	0
		Theft - Purse Snatching	0	0	0	0
		Theft - Shoplifting	0	0	0	0
		Theft From Building	0	0	0	0
		Theft From Coin Machine	0	0	0	0
		Theft From Motor Vehicle	0	0	0	0
		Theft of Motor Vehicle Parts	0	0	0	0
		Theft - All Other Larceny	0	0	0	0
		<b>Crimes Against Society</b>				
		Animal Cruelty	0	0	0	0
		Drug/Narcotic Violations	49	49	48	1
		Drug/Narcotic Equipment Violations	18	18	2	0
		Gambling - Betting/Wagering	0	0	0	0
		Gambling - Operating/Promoting	0	0	0	0
		Gambling - Equipment Violations	0	0	0	0
		Gambling - Sports Tampering	0	0	0	0
		Pornography/Obscene Material	0	0	0	0
		Prostitution	0	0	0	0
		Prostitution Assisting/Promoting	0	0	0	0
		Purchasing Prostitution	0	0	0	0
		Weapon Law Violations	1	1	1	0
		<b>Total Group A Offenses</b>	<b>71</b>	<b>71</b>	<b>54</b>	<b>1</b>
<b>Arrest Overview</b>						
Total Arrests	99					
Adult Arrests	97					
Juvenile Arrests	2					
Unknown Age	0					
Arrests per 100,000 population	N/A					
Average number offenses/incident	1.29					

Domestic Violence Victims		
Offense	Reported	Cleared
Murder	0	0
Aggravated Assault	0	0
Simple Assault	2	2
Intimidation	0	0
Stalking	0	0
Forcible Rape	0	0
Forcible Sodomy	0	0
Sexual Assault W/Object	0	0
Forcible Fondling	0	0
Incest	0	0
Statutory Rape	0	0
Kidnapping/Abduction	0	0
<b>Total</b>	<b>2</b>	<b>2</b>

TIBRS Group B Arrests		
Offense	Adult	Juvenile
Bad Checks	0	0
Curfew/Vagrancy	0	0
Disorderly Conduct	0	0
DUI	10	0
Drunkenness	0	0
Family-Non Violent	0	0
Liquor Law Violations	0	0
Peeping Tom	0	0
Trespass	0	0
All Other Offenses	33	1
<b>Total Group B</b>	<b>43</b>	<b>1</b>



REPORT CARD



**CRIME IN  
TENNESSEE  
2016**

**STATE  
PARKS**



## Bicentennial Capitol Mall State Park - 2016

			Offenses		Arrests	
			Reported	Cleared	Adult	Juvenile
<b>2015 Population Estimate</b>	N/A	<b>TIBRS Group A Offenses</b>				
<b>Offense Overview</b>		<b>Crimes Against Persons</b>				
Offense Total	1	Murder	0	0	0	0
Number Cleared	0	Negligent Manslaughter	0	0	0	0
Percent Cleared	0.00 %	Negligent Vehicular Manslaughter	0	0	0	0
Group A Crimes per 100,000 population	N/A	Kidnapping/Abduction	0	0	0	0
		Forcible Rape	0	0	0	0
		Forcible Sodomy	0	0	0	0
		Sexual Assault W/Object	0	0	0	0
		Forcible Fondling	0	0	0	0
		Incest	0	0	0	0
		Statutory Rape	0	0	0	0
		Aggravated Assault	0	0	0	0
		Simple Assault	0	0	0	0
		Intimidation	0	0	0	0
		Stalking	0	0	0	0
		Commercial Sex Acts	0	0	0	0
		Involuntary Servitude	0	0	0	0
		<b>Crimes Against Property</b>				
		Arson	0	0	0	0
		Bribery	0	0	0	0
		Burglary	0	0	0	0
		Counterfeiting/Forgery	0	0	0	0
		Destruction/Damage/Vandalism	1	0	0	0
		Embezzlement	0	0	0	0
		Extortion/Blackmail	0	0	0	0
		Fraud - Computer Hacking/Invasion	0	0	0	0
		Fraud - Credit Card/ATM	0	0	0	0
		Fraud - False Pretenses	0	0	0	0
		Fraud - Identity Theft	0	0	0	0
		Fraud - Impersonation	0	0	0	0
		Fraud - Welfare	0	0	0	0
		Fraud - Wire	0	0	0	0
		Motor Vehicle Theft	0	0	0	0
		Robbery	0	0	0	0
		Stolen Property Offenses	0	0	0	0
		Theft - Pocket-picking	0	0	0	0
		Theft - Purse Snatching	0	0	0	0
		Theft - Shoplifting	0	0	0	0
		Theft From Building	0	0	0	0
		Theft From Coin Machine	0	0	0	0
		Theft From Motor Vehicle	0	0	0	0
		Theft of Motor Vehicle Parts	0	0	0	0
		Theft - All Other Larceny	0	0	0	0
		<b>Crimes Against Society</b>				
		Animal Cruelty	0	0	0	0
		Drug/Narcotic Violations	0	0	0	0
		Drug/Narcotic Equipment Violations	0	0	0	0
		Gambling - Betting/Wagering	0	0	0	0
		Gambling - Operating/Promoting	0	0	0	0
		Gambling - Equipment Violations	0	0	0	0
		Gambling - Sports Tampering	0	0	0	0
		Pornography/Obscene Material	0	0	0	0
		Prostitution	0	0	0	0
		Prostitution Assisting/Promoting	0	0	0	0
		Purchasing Prostitution	0	0	0	0
		Weapon Law Violations	0	0	0	0
		<b>Total Group A Offenses</b>	<b>1</b>	<b>0</b>	<b>0</b>	<b>0</b>

<b>Domestic Violence Victims</b>				
Offense	Reported	Cleared		
Murder	0	0		
Aggravated Assault	0	0		
Simple Assault	0	0		
Intimidation	0	0		
Stalking	0	0		
Forcible Rape	0	0		
Forcible Sodomy	0	0		
Sexual Assault W/Object	0	0		
Forcible Fondling	0	0		
Incest	0	0		
Statutory Rape	0	0		
Kidnapping/Abduction	0	0		
<b>Total</b>	<b>0</b>	<b>0</b>		

<b>TIBRS Group B Arrests</b>				
Offense	Adult	Juvenile		
Bad Checks	0	0		
Curfew/Vagrancy	0	0		
Disorderly Conduct	2	0		
DUI	0	0		
Drunkenness	10	0		
Family-Non Violent	0	0		
Liquor Law Violations	0	0		
Peeping Tom	0	0		
Trespass	2	0		
All Other Offenses	0	0		
<b>Total Group B</b>	<b>14</b>	<b>0</b>		



## Big Hill Pond State Park - 2016

2015 Population Estimate	N/A	TIBRS Group A Offenses	Offenses		Arrests	
			Reported	Cleared	Adult	Juvenile
<b>Offense Overview</b>		<b>Crimes Against Persons</b>				
Offense Total	0	Murder	0	0	0	0
Number Cleared	0	Negligent Manslaughter	0	0	0	0
Percent Cleared	0.00 %	Negligent Vehicular Manslaughter	0	0	0	0
Group A Crimes per 100,000 population	N/A	Kidnapping/Abduction	0	0	0	0
		Forcible Rape	0	0	0	0
		Forcible Sodomy	0	0	0	0
		Sexual Assault W/Object	0	0	0	0
		Forcible Fondling	0	0	0	0
		Incest	0	0	0	0
		Statutory Rape	0	0	0	0
		Aggravated Assault	0	0	0	0
		Simple Assault	0	0	0	0
		Intimidation	0	0	0	0
		Stalking	0	0	0	0
		Commercial Sex Acts	0	0	0	0
Arrests per 100,000 population	N/A	Involuntary Servitude	0	0	0	0
Average number offenses/incident	0.00	<b>Crimes Against Property</b>				
		Arson	0	0	0	0
		Bribery	0	0	0	0
		Burglary	0	0	0	0
		Counterfeiting/Forgery	0	0	0	0
		Destruction/Damage/Vandalism	0	0	0	0
		Embezzlement	0	0	0	0
		Extortion/Blackmail	0	0	0	0
		Fraud - Computer Hacking/Invasion	0	0	0	0
		Fraud - Credit Card/ATM	0	0	0	0
		Fraud - False Pretenses	0	0	0	0
		Fraud - Identity Theft	0	0	0	0
		Fraud - Impersonation	0	0	0	0
		Fraud - Welfare	0	0	0	0
		Fraud - Wire	0	0	0	0
		Motor Vehicle Theft	0	0	0	0
		Robbery	0	0	0	0
		Stolen Property Offenses	0	0	0	0
		Theft - Pocket-picking	0	0	0	0
		Theft - Purse Snatching	0	0	0	0
		Theft - Shoplifting	0	0	0	0
		Theft From Building	0	0	0	0
		Theft From Coin Machine	0	0	0	0
		Theft From Motor Vehicle	0	0	0	0
		Theft of Motor Vehicle Parts	0	0	0	0
		Theft - All Other Larceny	0	0	0	0
		<b>Crimes Against Society</b>				
		Animal Cruelty	0	0	0	0
		Drug/Narcotic Violations	0	0	0	0
		Drug/Narcotic Equipment Violations	0	0	0	0
		Gambling - Betting/Wagering	0	0	0	0
		Gambling - Operating/Promoting	0	0	0	0
		Gambling - Equipment Violations	0	0	0	0
		Gambling - Sports Tampering	0	0	0	0
		Pornography/Obscene Material	0	0	0	0
		Prostitution	0	0	0	0
		Prostitution Assisting/Promoting	0	0	0	0
		Purchasing Prostitution	0	0	0	0
		Weapon Law Violations	0	0	0	0
		<b>Total Group A Offenses</b>	<b>0</b>	<b>0</b>	<b>0</b>	<b>0</b>

Domestic Violence Victims		
Offense	Reported	Cleared
Murder	0	0
Aggravated Assault	0	0
Simple Assault	0	0
Intimidation	0	0
Stalking	0	0
Forcible Rape	0	0
Forcible Sodomy	0	0
Sexual Assault W/Object	0	0
Forcible Fondling	0	0
Incest	0	0
Statutory Rape	0	0
Kidnapping/Abduction	0	0
<b>Total</b>	<b>0</b>	<b>0</b>

TIBRS Group B Arrests		
Offense	Adult	Juvenile
Bad Checks	0	0
Curfew/Vagrancy	0	0
Disorderly Conduct	0	0
DUI	0	0
Drunkenness	0	0
Family-Non Violent	0	0
Liquor Law Violations	0	0
Peeping Tom	0	0
Trespass	0	0
All Other Offenses	0	0
<b>Total Group B</b>	<b>0</b>	<b>0</b>



## Big Ridge State Park - 2016

2015 Population Estimate	N/A	TIBRS Group A Offenses	Offenses		Arrests	
			Reported	Cleared	Adult	Juvenile
<b>Offense Overview</b>		<b>Crimes Against Persons</b>				
Offense Total	0	Murder	0	0	0	0
Number Cleared	0	Negligent Manslaughter	0	0	0	0
Percent Cleared	0.00 %	Negligent Vehicular Manslaughter	0	0	0	0
Group A Crimes per 100,000 population	N/A	Kidnapping/Abduction	0	0	0	0
		Forcible Rape	0	0	0	0
		Forcible Sodomy	0	0	0	0
		Sexual Assault W/Object	0	0	0	0
		Forcible Fondling	0	0	0	0
		Incest	0	0	0	0
		Statutory Rape	0	0	0	0
		Aggravated Assault	0	0	0	0
		Simple Assault	0	0	0	0
		Intimidation	0	0	0	0
		Stalking	0	0	0	0
		Commercial Sex Acts	0	0	0	0
Arrests per 100,000 population	N/A	Involuntary Servitude	0	0	0	0
Average number offenses/incident	0.00	<b>Crimes Against Property</b>				
		Arson	0	0	0	0
		Bribery	0	0	0	0
		Burglary	0	0	0	0
		Counterfeiting/Forgery	0	0	0	0
		Destruction/Damage/Vandalism	0	0	0	0
		Embezzlement	0	0	0	0
		Extortion/Blackmail	0	0	0	0
		Fraud - Computer Hacking/Invasion	0	0	0	0
		Fraud - Credit Card/ATM	0	0	0	0
		Fraud - False Pretenses	0	0	0	0
		Fraud - Identity Theft	0	0	0	0
		Fraud - Impersonation	0	0	0	0
		Fraud - Welfare	0	0	0	0
		Fraud - Wire	0	0	0	0
		Motor Vehicle Theft	0	0	0	0
		Robbery	0	0	0	0
		Stolen Property Offenses	0	0	0	0
		Theft - Pocket-picking	0	0	0	0
		Theft - Purse Snatching	0	0	0	0
		Theft - Shoplifting	0	0	0	0
		Theft From Building	0	0	0	0
		Theft From Coin Machine	0	0	0	0
		Theft From Motor Vehicle	0	0	0	0
		Theft of Motor Vehicle Parts	0	0	0	0
		Theft - All Other Larceny	0	0	0	0
		<b>Crimes Against Society</b>				
		Animal Cruelty	0	0	0	0
		Drug/Narcotic Violations	0	0	0	0
		Drug/Narcotic Equipment Violations	0	0	0	0
		Gambling - Betting/Wagering	0	0	0	0
		Gambling - Operating/Promoting	0	0	0	0
		Gambling - Equipment Violations	0	0	0	0
		Gambling - Sports Tampering	0	0	0	0
		Pornography/Obscene Material	0	0	0	0
		Prostitution	0	0	0	0
		Prostitution Assisting/Promoting	0	0	0	0
		Purchasing Prostitution	0	0	0	0
		Weapon Law Violations	0	0	0	0
		<b>Total Group A Offenses</b>	<b>0</b>	<b>0</b>	<b>0</b>	<b>0</b>

Domestic Violence Victims		
Offense	Reported	Cleared
Murder	0	0
Aggravated Assault	0	0
Simple Assault	0	0
Intimidation	0	0
Stalking	0	0
Forcible Rape	0	0
Forcible Sodomy	0	0
Sexual Assault W/Object	0	0
Forcible Fondling	0	0
Incest	0	0
Statutory Rape	0	0
Kidnapping/Abduction	0	0
<b>Total</b>	<b>0</b>	<b>0</b>

TIBRS Group B Arrests		
Offense	Adult	Juvenile
Bad Checks	0	0
Curfew/Vagrancy	0	0
Disorderly Conduct	0	0
DUI	0	0
Drunkenness	0	0
Family-Non Violent	0	0
Liquor Law Violations	0	0
Peeping Tom	0	0
Trespass	0	0
All Other Offenses	0	0
<b>Total Group B</b>	<b>0</b>	<b>0</b>



## Bledsoe Creek State Park - 2016

2015 Population Estimate	N/A	TIBRS Group A Offenses	Offenses		Arrests	
			Reported	Cleared	Adult	Juvenile
<b>Offense Overview</b>		<b>Crimes Against Persons</b>				
Offense Total	2	Murder	0	0	0	0
Number Cleared	0	Negligent Manslaughter	0	0	0	0
Percent Cleared	0.00 %	Negligent Vehicular Manslaughter	0	0	0	0
Group A Crimes per 100,000 population	N/A	Kidnapping/Abduction	0	0	0	0
		Forcible Rape	0	0	0	0
		Forcible Sodomy	0	0	0	0
		Sexual Assault W/Object	0	0	0	0
		Forcible Fondling	0	0	0	0
		Incest	0	0	0	0
		Statutory Rape	0	0	0	0
		Aggravated Assault	0	0	0	0
		Simple Assault	0	0	0	0
		Intimidation	0	0	0	0
		Stalking	0	0	0	0
		Commercial Sex Acts	0	0	0	0
		Involuntary Servitude	0	0	0	0
<b>Arrest Overview</b>		<b>Crimes Against Property</b>				
Total Arrests	2	Arson	0	0	0	0
Adult Arrests	2	Bribery	0	0	0	0
Juvenile Arrests	0	Burglary	0	0	0	0
Unknown Age	0	Counterfeiting/Forgery	0	0	0	0
Arrests per 100,000 population	N/A	Destruction/Damage/Vandalism	1	0	0	0
Average number offenses/incident	2.00	Embezzlement	0	0	0	0
		Extortion/Blackmail	0	0	0	0
		Fraud - Computer Hacking/Invasion	0	0	0	0
		Fraud - Credit Card/ATM	0	0	0	0
		Fraud - False Pretenses	0	0	0	0
		Fraud - Identity Theft	0	0	0	0
		Fraud - Impersonation	0	0	0	0
		Fraud - Welfare	0	0	0	0
		Fraud - Wire	0	0	0	0
		Motor Vehicle Theft	0	0	0	0
		Robbery	0	0	0	0
		Stolen Property Offenses	0	0	0	0
		Theft - Pocket-picking	0	0	0	0
		Theft - Purse Snatching	0	0	0	0
		Theft - Shoplifting	0	0	0	0
		Theft From Building	0	0	0	0
		Theft From Coin Machine	1	0	0	0
		Theft From Motor Vehicle	0	0	0	0
		Theft of Motor Vehicle Parts	0	0	0	0
		Theft - All Other Larceny	0	0	0	0
		<b>Crimes Against Society</b>				
		Animal Cruelty	0	0	0	0
		Drug/Narcotic Violations	0	0	0	0
		Drug/Narcotic Equipment Violations	0	0	0	0
		Gambling - Betting/Wagering	0	0	0	0
		Gambling - Operating/Promoting	0	0	0	0
		Gambling - Equipment Violations	0	0	0	0
		Gambling - Sports Tampering	0	0	0	0
		Pornography/Obscene Material	0	0	0	0
		Prostitution	0	0	0	0
		Prostitution Assisting/Promoting	0	0	0	0
		Purchasing Prostitution	0	0	0	0
		Weapon Law Violations	0	0	0	0
		<b>Total Group A Offenses</b>	<b>2</b>	<b>0</b>	<b>0</b>	<b>0</b>

Domestic Violence Victims		
Offense	Reported	Cleared
Murder	0	0
Aggravated Assault	0	0
Simple Assault	0	0
Intimidation	0	0
Stalking	0	0
Forcible Rape	0	0
Forcible Sodomy	0	0
Sexual Assault W/Object	0	0
Forcible Fondling	0	0
Incest	0	0
Statutory Rape	0	0
Kidnapping/Abduction	0	0
<b>Total</b>	<b>0</b>	<b>0</b>

TIBRS Group B Arrests		
Offense	Adult	Juvenile
Bad Checks	0	0
Curfew/Vagrancy	0	0
Disorderly Conduct	0	0
DUI	0	0
Drunkenness	1	0
Family-Non Violent	0	0
Liquor Law Violations	0	0
Peeping Tom	0	0
Trespass	0	0
All Other Offenses	1	0
<b>Total Group B</b>	<b>2</b>	<b>0</b>



## Booker T. Washington State Park - 2016

2015 Population Estimate	N/A	TIBRS Group A Offenses	Offenses		Arrests	
			Reported	Cleared	Adult	Juvenile
<b>Offense Overview</b>		<b>Crimes Against Persons</b>				
Offense Total	2	Murder	0	0	0	0
Number Cleared	0	Negligent Manslaughter	0	0	0	0
Percent Cleared	0.00 %	Negligent Vehicular Manslaughter	0	0	0	0
Group A Crimes per 100,000 population	N/A	Kidnapping/Abduction	0	0	0	0
		Forcible Rape	0	0	0	0
		Forcible Sodomy	0	0	0	0
		Sexual Assault W/Object	0	0	0	0
		Forcible Fondling	0	0	0	0
		Incest	0	0	0	0
		Statutory Rape	0	0	0	0
		Aggravated Assault	0	0	0	0
		Simple Assault	0	0	0	0
		Intimidation	0	0	0	0
		Stalking	0	0	0	0
		Commercial Sex Acts	0	0	0	0
		Involuntary Servitude	0	0	0	0
<b>Arrest Overview</b>		<b>Crimes Against Property</b>				
Total Arrests	0	Arson	0	0	0	0
Adult Arrests	0	Bribery	0	0	0	0
Juvenile Arrests	0	Burglary	0	0	0	0
Unknown Age	0	Counterfeiting/Forgery	0	0	0	0
Arrests per 100,000 population	N/A	Destruction/Damage/Vandalism	1	0	0	0
Average number offenses/incident	1.00	Embezzlement	0	0	0	0
		Extortion/Blackmail	0	0	0	0
		Fraud - Computer Hacking/Invasion	0	0	0	0
		Fraud - Credit Card/ATM	0	0	0	0
		Fraud - False Pretenses	0	0	0	0
		Fraud - Identity Theft	0	0	0	0
		Fraud - Impersonation	0	0	0	0
		Fraud - Welfare	0	0	0	0
		Fraud - Wire	0	0	0	0
		Motor Vehicle Theft	0	0	0	0
		Robbery	0	0	0	0
		Stolen Property Offenses	0	0	0	0
		Theft - Pocket-picking	0	0	0	0
		Theft - Purse Snatching	0	0	0	0
		Theft - Shoplifting	0	0	0	0
		Theft From Building	0	0	0	0
		Theft From Coin Machine	0	0	0	0
		Theft From Motor Vehicle	1	0	0	0
		Theft of Motor Vehicle Parts	0	0	0	0
		Theft - All Other Larceny	0	0	0	0
		<b>Crimes Against Society</b>				
		Animal Cruelty	0	0	0	0
		Drug/Narcotic Violations	0	0	0	0
		Drug/Narcotic Equipment Violations	0	0	0	0
		Gambling - Betting/Wagering	0	0	0	0
		Gambling - Operating/Promoting	0	0	0	0
		Gambling - Equipment Violations	0	0	0	0
		Gambling - Sports Tampering	0	0	0	0
		Pornography/Obscene Material	0	0	0	0
		Prostitution	0	0	0	0
		Prostitution Assisting/Promoting	0	0	0	0
		Purchasing Prostitution	0	0	0	0
		Weapon Law Violations	0	0	0	0
		<b>Total Group A Offenses</b>	<b>2</b>	<b>0</b>	<b>0</b>	<b>0</b>

Domestic Violence Victims		
Offense	Reported	Cleared
Murder	0	0
Aggravated Assault	0	0
Simple Assault	0	0
Intimidation	0	0
Stalking	0	0
Forcible Rape	0	0
Forcible Sodomy	0	0
Sexual Assault W/Object	0	0
Forcible Fondling	0	0
Incest	0	0
Statutory Rape	0	0
Kidnapping/Abduction	0	0
<b>Total</b>	<b>0</b>	<b>0</b>

TIBRS Group B Arrests		
Offense	Adult	Juvenile
Bad Checks	0	0
Curfew/Vagrancy	0	0
Disorderly Conduct	0	0
DUI	0	0
Drunkenness	0	0
Family-Non Violent	0	0
Liquor Law Violations	0	0
Peeping Tom	0	0
Trespass	0	0
All Other Offenses	0	0
<b>Total Group B</b>	<b>0</b>	<b>0</b>



## Burgess Falls Natural Area - 2016

2015 Population Estimate	N/A	TIBRS Group A Offenses	Offenses		Arrests	
			Reported	Cleared	Adult	Juvenile
<b>Offense Overview</b>		<b>Crimes Against Persons</b>				
Offense Total	2	Murder	0	0	0	0
Number Cleared	1	Negligent Manslaughter	0	0	0	0
Percent Cleared	50.00 %	Negligent Vehicular Manslaughter	0	0	0	0
Group A Crimes per 100,000 population	N/A	Kidnapping/Abduction	0	0	0	0
		Forcible Rape	0	0	0	0
		Forcible Sodomy	0	0	0	0
		Sexual Assault W/Object	0	0	0	0
		Forcible Fondling	0	0	0	0
		Incest	0	0	0	0
		Statutory Rape	0	0	0	0
		Aggravated Assault	0	0	0	0
		Simple Assault	0	0	0	0
		Intimidation	0	0	0	0
		Stalking	0	0	0	0
		Commercial Sex Acts	0	0	0	0
		Involuntary Servitude	0	0	0	0
<b>Arrest Overview</b>		<b>Crimes Against Property</b>				
Total Arrests	11	Arson	0	0	0	0
Adult Arrests	11	Bribery	0	0	0	0
Juvenile Arrests	0	Burglary	0	0	0	0
Unknown Age	0	Counterfeiting/Forgery	0	0	0	0
Arrests per 100,000 population	N/A	Destruction/Damage/Vandalism	0	0	0	0
Average number offenses/incident	1.00	Embezzlement	0	0	0	0
		Extortion/Blackmail	0	0	0	0
		Fraud - Computer Hacking/Invasion	0	0	0	0
		Fraud - Credit Card/ATM	0	0	0	0
		Fraud - False Pretenses	0	0	0	0
		Fraud - Identity Theft	0	0	0	0
		Fraud - Impersonation	0	0	0	0
		Fraud - Welfare	0	0	0	0
		Fraud - Wire	0	0	0	0
		Motor Vehicle Theft	0	0	0	0
		Robbery	0	0	0	0
		Stolen Property Offenses	0	0	0	0
		Theft - Pocket-picking	0	0	0	0
		Theft - Purse Snatching	0	0	0	0
		Theft - Shoplifting	0	0	0	0
		Theft From Building	0	0	0	0
		Theft From Coin Machine	0	0	0	0
		Theft From Motor Vehicle	1	0	0	0
		Theft of Motor Vehicle Parts	0	0	0	0
		Theft - All Other Larceny	0	0	0	0
		<b>Crimes Against Society</b>				
		Animal Cruelty	0	0	0	0
		Drug/Narcotic Violations	1	1	3	0
		Drug/Narcotic Equipment Violations	0	0	0	0
		Gambling - Betting/Wagering	0	0	0	0
		Gambling - Operating/Promoting	0	0	0	0
		Gambling - Equipment Violations	0	0	0	0
		Gambling - Sports Tampering	0	0	0	0
		Pornography/Obscene Material	0	0	0	0
		Prostitution	0	0	0	0
		Prostitution Assisting/Promoting	0	0	0	0
		Purchasing Prostitution	0	0	0	0
		Weapon Law Violations	0	0	0	0
		<b>Total Group A Offenses</b>	<b>2</b>	<b>1</b>	<b>3</b>	<b>0</b>

Domestic Violence Victims		
Offense	Reported	Cleared
Murder	0	0
Aggravated Assault	0	0
Simple Assault	0	0
Intimidation	0	0
Stalking	0	0
Forcible Rape	0	0
Forcible Sodomy	0	0
Sexual Assault W/Object	0	0
Forcible Fondling	0	0
Incest	0	0
Statutory Rape	0	0
Kidnapping/Abduction	0	0
<b>Total</b>	<b>0</b>	<b>0</b>

TIBRS Group B Arrests		
Offense	Adult	Juvenile
Bad Checks	0	0
Curfew/Vagrancy	0	0
Disorderly Conduct	0	0
DUI	0	0
Drunkenness	0	0
Family-Non Violent	0	0
Liquor Law Violations	0	0
Peeping Tom	0	0
Trespass	8	0
All Other Offenses	0	0
<b>Total Group B</b>	<b>8</b>	<b>0</b>



## Cedars of Lebanon State Park - 2016

2015 Population Estimate	N/A	TIBRS Group A Offenses	Offenses		Arrests	
			Reported	Cleared	Adult	Juvenile
<b>Offense Overview</b>		<b>Crimes Against Persons</b>				
Offense Total	10	Murder	0	0	0	0
Number Cleared	0	Negligent Manslaughter	0	0	0	0
Percent Cleared	0.00 %	Negligent Vehicular Manslaughter	0	0	0	0
Group A Crimes per 100,000 population	N/A	Kidnapping/Abduction	0	0	0	0
		Forcible Rape	0	0	0	0
		Forcible Sodomy	0	0	0	0
		Sexual Assault W/Object	0	0	0	0
		Forcible Fondling	0	0	0	0
		Incest	0	0	0	0
		Statutory Rape	0	0	0	0
		Aggravated Assault	0	0	0	0
		Simple Assault	0	0	0	0
		Intimidation	0	0	0	0
		Stalking	0	0	0	0
		Commercial Sex Acts	0	0	0	0
		Involuntary Servitude	0	0	0	0
<b>Arrest Overview</b>		<b>Crimes Against Property</b>				
Total Arrests	6	Arson	0	0	0	0
Adult Arrests	6	Bribery	0	0	0	0
Juvenile Arrests	0	Burglary	0	0	0	0
Unknown Age	0	Counterfeiting/Forgery	0	0	0	0
Arrests per 100,000 population	N/A	Destruction/Damage/Vandalism	2	0	0	0
Average number offenses/incident	1.11	Embezzlement	0	0	0	0
		Extortion/Blackmail	0	0	0	0
		Fraud - Computer Hacking/Invasion	0	0	0	0
		Fraud - Credit Card/ATM	0	0	0	0
		Fraud - False Pretenses	0	0	0	0
		Fraud - Identity Theft	0	0	0	0
		Fraud - Impersonation	0	0	0	0
		Fraud - Welfare	0	0	0	0
		Fraud - Wire	0	0	0	0
		Motor Vehicle Theft	0	0	0	0
		Robbery	0	0	0	0
		Stolen Property Offenses	0	0	0	0
		Theft - Pocket-picking	0	0	0	0
		Theft - Purse Snatching	0	0	0	0
		Theft - Shoplifting	0	0	0	0
		Theft From Building	1	0	0	0
		Theft From Coin Machine	0	0	0	0
		Theft From Motor Vehicle	3	0	0	0
		Theft of Motor Vehicle Parts	1	0	0	0
		Theft - All Other Larceny	3	0	0	0
		<b>Crimes Against Society</b>				
		Animal Cruelty	0	0	0	0
		Drug/Narcotic Violations	0	0	0	0
		Drug/Narcotic Equipment Violations	0	0	0	0
		Gambling - Betting/Wagering	0	0	0	0
		Gambling - Operating/Promoting	0	0	0	0
		Gambling - Equipment Violations	0	0	0	0
		Gambling - Sports Tampering	0	0	0	0
		Pornography/Obscene Material	0	0	0	0
		Prostitution	0	0	0	0
		Prostitution Assisting/Promoting	0	0	0	0
		Purchasing Prostitution	0	0	0	0
		Weapon Law Violations	0	0	0	0
		<b>Total Group A Offenses</b>	<b>10</b>	<b>0</b>	<b>0</b>	<b>0</b>

Domestic Violence Victims		
Offense	Reported	Cleared
Murder	0	0
Aggravated Assault	0	0
Simple Assault	0	0
Intimidation	0	0
Stalking	0	0
Forcible Rape	0	0
Forcible Sodomy	0	0
Sexual Assault W/Object	0	0
Forcible Fondling	0	0
Incest	0	0
Statutory Rape	0	0
Kidnapping/Abduction	0	0
<b>Total</b>	<b>0</b>	<b>0</b>

TIBRS Group B Arrests		
Offense	Adult	Juvenile
Bad Checks	0	0
Curfew/Vagrancy	0	0
Disorderly Conduct	1	0
DUI	1	0
Drunkenness	3	0
Family-Non Violent	0	0
Liquor Law Violations	0	0
Peeping Tom	0	0
Trespass	0	0
All Other Offenses	1	0
<b>Total Group B</b>	<b>6</b>	<b>0</b>



## Chickasaw State Park - 2016

2015 Population Estimate	N/A	TIBRS Group A Offenses	Offenses		Arrests	
			Reported	Cleared	Adult	Juvenile
<b>Offense Overview</b>		<b>Crimes Against Persons</b>				
Offense Total	5	Murder	0	0	0	0
Number Cleared	4	Negligent Manslaughter	0	0	0	0
Percent Cleared	80.00 %	Negligent Vehicular Manslaughter	0	0	0	0
Group A Crimes per 100,000 population	N/A	Kidnapping/Abduction	0	0	0	0
		Forcible Rape	0	0	0	0
		Forcible Sodomy	0	0	0	0
		Sexual Assault W/Object	0	0	0	0
		Forcible Fondling	0	0	0	0
		Incest	0	0	0	0
		Statutory Rape	0	0	0	0
		Aggravated Assault	0	0	0	0
		Simple Assault	0	0	0	0
		Intimidation	0	0	0	0
		Stalking	0	0	0	0
		Commercial Sex Acts	0	0	0	0
		Involuntary Servitude	0	0	0	0
<b>Arrest Overview</b>		<b>Crimes Against Property</b>				
Total Arrests	5	Arson	0	0	0	0
Adult Arrests	5	Bribery	0	0	0	0
Juvenile Arrests	0	Burglary	0	0	0	0
Unknown Age	0	Counterfeiting/Forgery	0	0	0	0
Arrests per 100,000 population	N/A	Destruction/Damage/Vandalism	0	0	0	0
Average number offenses/incident	1.25	Embezzlement	0	0	0	0
		Extortion/Blackmail	0	0	0	0
		Fraud - Computer Hacking/Invasion	0	0	0	0
		Fraud - Credit Card/ATM	0	0	0	0
		Fraud - False Pretenses	0	0	0	0
		Fraud - Identity Theft	0	0	0	0
		Fraud - Impersonation	0	0	0	0
		Fraud - Welfare	0	0	0	0
		Fraud - Wire	0	0	0	0
		Motor Vehicle Theft	0	0	0	0
		Robbery	0	0	0	0
		Stolen Property Offenses	0	0	0	0
		Theft - Pocket-picking	0	0	0	0
		Theft - Purse Snatching	0	0	0	0
		Theft - Shoplifting	0	0	0	0
		Theft From Building	0	0	0	0
		Theft From Coin Machine	0	0	0	0
		Theft From Motor Vehicle	0	0	0	0
		Theft of Motor Vehicle Parts	0	0	0	0
		Theft - All Other Larceny	1	0	0	0
		<b>Crimes Against Society</b>				
		Animal Cruelty	0	0	0	0
		Drug/Narcotic Violations	2	2	3	0
		Drug/Narcotic Equipment Violations	2	2	1	0
		Gambling - Betting/Wagering	0	0	0	0
		Gambling - Operating/Promoting	0	0	0	0
		Gambling - Equipment Violations	0	0	0	0
		Gambling - Sports Tampering	0	0	0	0
		Pornography/Obscene Material	0	0	0	0
		Prostitution	0	0	0	0
		Prostitution Assisting/Promoting	0	0	0	0
		Purchasing Prostitution	0	0	0	0
		Weapon Law Violations	0	0	0	0
		<b>Total Group A Offenses</b>	<b>5</b>	<b>4</b>	<b>4</b>	<b>0</b>

Domestic Violence Victims		
Offense	Reported	Cleared
Murder	0	0
Aggravated Assault	0	0
Simple Assault	0	0
Intimidation	0	0
Stalking	0	0
Forcible Rape	0	0
Forcible Sodomy	0	0
Sexual Assault W/Object	0	0
Forcible Fondling	0	0
Incest	0	0
Statutory Rape	0	0
Kidnapping/Abduction	0	0
<b>Total</b>	<b>0</b>	<b>0</b>

TIBRS Group B Arrests		
Offense	Adult	Juvenile
Bad Checks	0	0
Curfew/Vagrancy	0	0
Disorderly Conduct	0	0
DUI	1	0
Drunkenness	0	0
Family-Non Violent	0	0
Liquor Law Violations	0	0
Peeping Tom	0	0
Trespass	0	0
All Other Offenses	0	0
<b>Total Group B</b>	<b>1</b>	<b>0</b>





## Cordell Hull Birthplace State Park - 2016

2015 Population Estimate	N/A	TIBRS Group A Offenses	Offenses		Arrests	
			Reported	Cleared	Adult	Juvenile
<b>Offense Overview</b>		<b>Crimes Against Persons</b>				
Offense Total	0	Murder	0	0	0	0
Number Cleared	0	Negligent Manslaughter	0	0	0	0
Percent Cleared	0.00 %	Negligent Vehicular Manslaughter	0	0	0	0
Group A Crimes per 100,000 population	N/A	Kidnapping/Abduction	0	0	0	0
		Forcible Rape	0	0	0	0
		Forcible Sodomy	0	0	0	0
		Sexual Assault W/Object	0	0	0	0
		Forcible Fondling	0	0	0	0
		Incest	0	0	0	0
		Statutory Rape	0	0	0	0
		Aggravated Assault	0	0	0	0
		Simple Assault	0	0	0	0
		Intimidation	0	0	0	0
		Stalking	0	0	0	0
		Commercial Sex Acts	0	0	0	0
		Involuntary Servitude	0	0	0	0
<b>Arrest Overview</b>		<b>Crimes Against Property</b>				
Total Arrests	0	Arson	0	0	0	0
Adult Arrests	0	Bribery	0	0	0	0
Juvenile Arrests	0	Burglary	0	0	0	0
Unknown Age	0	Counterfeiting/Forgery	0	0	0	0
Arrests per 100,000 population	N/A	Destruction/Damage/Vandalism	0	0	0	0
Average number offenses/incident	0.00	Embezzlement	0	0	0	0
		Extortion/Blackmail	0	0	0	0
		Fraud - Computer Hacking/Invasion	0	0	0	0
		Fraud - Credit Card/ATM	0	0	0	0
		Fraud - False Pretenses	0	0	0	0
		Fraud - Identity Theft	0	0	0	0
		Fraud - Impersonation	0	0	0	0
		Fraud - Welfare	0	0	0	0
		Fraud - Wire	0	0	0	0
		Motor Vehicle Theft	0	0	0	0
		Robbery	0	0	0	0
		Stolen Property Offenses	0	0	0	0
		Theft - Pocket-picking	0	0	0	0
		Theft - Purse Snatching	0	0	0	0
		Theft - Shoplifting	0	0	0	0
		Theft From Building	0	0	0	0
		Theft From Coin Machine	0	0	0	0
		Theft From Motor Vehicle	0	0	0	0
		Theft of Motor Vehicle Parts	0	0	0	0
		Theft - All Other Larceny	0	0	0	0
		<b>Crimes Against Society</b>				
		Animal Cruelty	0	0	0	0
		Drug/Narcotic Violations	0	0	0	0
		Drug/Narcotic Equipment Violations	0	0	0	0
		Gambling - Betting/Wagering	0	0	0	0
		Gambling - Operating/Promoting	0	0	0	0
		Gambling - Equipment Violations	0	0	0	0
		Gambling - Sports Tampering	0	0	0	0
		Pornography/Obscene Material	0	0	0	0
		Prostitution	0	0	0	0
		Prostitution Assisting/Promoting	0	0	0	0
		Purchasing Prostitution	0	0	0	0
		Weapon Law Violations	0	0	0	0
		<b>Total Group A Offenses</b>	<b>0</b>	<b>0</b>	<b>0</b>	<b>0</b>

Domestic Violence Victims		
Offense	Reported	Cleared
Murder	0	0
Aggravated Assault	0	0
Simple Assault	0	0
Intimidation	0	0
Stalking	0	0
Forcible Rape	0	0
Forcible Sodomy	0	0
Sexual Assault W/Object	0	0
Forcible Fondling	0	0
Incest	0	0
Statutory Rape	0	0
Kidnapping/Abduction	0	0
<b>Total</b>	<b>0</b>	<b>0</b>

TIBRS Group B Arrests		
Offense	Adult	Juvenile
Bad Checks	0	0
Curfew/Vagrancy	0	0
Disorderly Conduct	0	0
DUI	0	0
Drunkenness	0	0
Family-Non Violent	0	0
Liquor Law Violations	0	0
Peeping Tom	0	0
Trespass	0	0
All Other Offenses	0	0
<b>Total Group B</b>	<b>0</b>	<b>0</b>



## Cove Lake State Park - 2016

2015 Population Estimate	N/A	TIBRS Group A Offenses	Offenses		Arrests	
			Reported	Cleared	Adult	Juvenile
<b>Offense Overview</b>		<b>Crimes Against Persons</b>				
Offense Total	1	Murder	0	0	0	0
Number Cleared	0	Negligent Manslaughter	0	0	0	0
Percent Cleared	0.00 %	Negligent Vehicular Manslaughter	0	0	0	0
Group A Crimes per 100,000 population	N/A	Kidnapping/Abduction	0	0	0	0
		Forcible Rape	0	0	0	0
		Forcible Sodomy	0	0	0	0
		Sexual Assault W/Object	0	0	0	0
		Forcible Fondling	0	0	0	0
		Incest	0	0	0	0
		Statutory Rape	0	0	0	0
		Aggravated Assault	0	0	0	0
		Simple Assault	0	0	0	0
		Intimidation	0	0	0	0
		Stalking	0	0	0	0
		Commercial Sex Acts	0	0	0	0
Arrests per 100,000 population	N/A	Involuntary Servitude	0	0	0	0
Average number offenses/incident	1.00	<b>Crimes Against Property</b>				
		Arson	0	0	0	0
		Bribery	0	0	0	0
		Burglary	0	0	0	0
		Counterfeiting/Forgery	0	0	0	0
		Destruction/Damage/Vandalism	0	0	0	0
		Embezzlement	0	0	0	0
		Extortion/Blackmail	0	0	0	0
		Fraud - Computer Hacking/Invasion	0	0	0	0
		Fraud - Credit Card/ATM	0	0	0	0
		Fraud - False Pretenses	0	0	0	0
		Fraud - Identity Theft	0	0	0	0
		Fraud - Impersonation	0	0	0	0
		Fraud - Welfare	0	0	0	0
		Fraud - Wire	0	0	0	0
		Motor Vehicle Theft	0	0	0	0
		Robbery	0	0	0	0
		Stolen Property Offenses	0	0	0	0
		Theft - Pocket-picking	0	0	0	0
		Theft - Purse Snatching	0	0	0	0
		Theft - Shoplifting	0	0	0	0
		Theft From Building	0	0	0	0
		Theft From Coin Machine	0	0	0	0
		Theft From Motor Vehicle	1	0	0	0
		Theft of Motor Vehicle Parts	0	0	0	0
		Theft - All Other Larceny	0	0	0	0
		<b>Crimes Against Society</b>				
		Animal Cruelty	0	0	0	0
		Drug/Narcotic Violations	0	0	0	0
		Drug/Narcotic Equipment Violations	0	0	0	0
		Gambling - Betting/Wagering	0	0	0	0
		Gambling - Operating/Promoting	0	0	0	0
		Gambling - Equipment Violations	0	0	0	0
		Gambling - Sports Tampering	0	0	0	0
		Pornography/Obscene Material	0	0	0	0
		Prostitution	0	0	0	0
		Prostitution Assisting/Promoting	0	0	0	0
		Purchasing Prostitution	0	0	0	0
		Weapon Law Violations	0	0	0	0
		<b>Total Group A Offenses</b>	<b>1</b>	<b>0</b>	<b>0</b>	<b>0</b>

Domestic Violence Victims		
Offense	Reported	Cleared
Murder	0	0
Aggravated Assault	0	0
Simple Assault	0	0
Intimidation	0	0
Stalking	0	0
Forcible Rape	0	0
Forcible Sodomy	0	0
Sexual Assault W/Object	0	0
Forcible Fondling	0	0
Incest	0	0
Statutory Rape	0	0
Kidnapping/Abduction	0	0
<b>Total</b>	<b>0</b>	<b>0</b>

TIBRS Group B Arrests		
Offense	Adult	Juvenile
Bad Checks	0	0
Curfew/Vagrancy	0	0
Disorderly Conduct	0	0
DUI	0	0
Drunkenness	0	0
Family-Non Violent	0	0
Liquor Law Violations	0	0
Peeping Tom	0	0
Trespass	0	0
All Other Offenses	0	0
<b>Total Group B</b>	<b>0</b>	<b>0</b>



## Cumberland Mountain State Park - 2016

			Offenses		Arrests	
			Reported	Cleared	Adult	Juvenile
<b>2015 Population Estimate</b>	N/A	<b>TIBRS Group A Offenses</b>				
<b>Offense Overview</b>		<b>Crimes Against Persons</b>				
Offense Total	0	Murder	0	0	0	0
Number Cleared	0	Negligent Manslaughter	0	0	0	0
Percent Cleared	0.00 %	Negligent Vehicular Manslaughter	0	0	0	0
Group A Crimes per 100,000 population	N/A	Kidnapping/Abduction	0	0	0	0
		Forcible Rape	0	0	0	0
		Forcible Sodomy	0	0	0	0
		Sexual Assault W/Object	0	0	0	0
		Forcible Fondling	0	0	0	0
		Incest	0	0	0	0
		Statutory Rape	0	0	0	0
		Aggravated Assault	0	0	0	0
		Simple Assault	0	0	0	0
		Intimidation	0	0	0	0
		Stalking	0	0	0	0
		Commercial Sex Acts	0	0	0	0
		Involuntary Servitude	0	0	0	0
		<b>Crimes Against Property</b>				
		Arson	0	0	0	0
		Bribery	0	0	0	0
		Burglary	0	0	0	0
		Counterfeiting/Forgery	0	0	0	0
		Destruction/Damage/Vandalism	0	0	0	0
		Embezzlement	0	0	0	0
		Extortion/Blackmail	0	0	0	0
		Fraud - Computer Hacking/Invasion	0	0	0	0
		Fraud - Credit Card/ATM	0	0	0	0
		Fraud - False Pretenses	0	0	0	0
		Fraud - Identity Theft	0	0	0	0
		Fraud - Impersonation	0	0	0	0
		Fraud - Welfare	0	0	0	0
		Fraud - Wire	0	0	0	0
		Motor Vehicle Theft	0	0	0	0
		Robbery	0	0	0	0
		Stolen Property Offenses	0	0	0	0
		Theft - Pocket-picking	0	0	0	0
		Theft - Purse Snatching	0	0	0	0
		Theft - Shoplifting	0	0	0	0
		Theft From Building	0	0	0	0
		Theft From Coin Machine	0	0	0	0
		Theft From Motor Vehicle	0	0	0	0
		Theft of Motor Vehicle Parts	0	0	0	0
		Theft - All Other Larceny	0	0	0	0
		<b>Crimes Against Society</b>				
		Animal Cruelty	0	0	0	0
		Drug/Narcotic Violations	0	0	0	0
		Drug/Narcotic Equipment Violations	0	0	0	0
		Gambling - Betting/Wagering	0	0	0	0
		Gambling - Operating/Promoting	0	0	0	0
		Gambling - Equipment Violations	0	0	0	0
		Gambling - Sports Tampering	0	0	0	0
		Pornography/Obscene Material	0	0	0	0
		Prostitution	0	0	0	0
		Prostitution Assisting/Promoting	0	0	0	0
		Purchasing Prostitution	0	0	0	0
		Weapon Law Violations	0	0	0	0
		<b>Total Group A Offenses</b>	<b>0</b>	<b>0</b>	<b>0</b>	<b>0</b>

<b>Domestic Violence Victims</b>		
Offense	Reported	Cleared
Murder	0	0
Aggravated Assault	0	0
Simple Assault	0	0
Intimidation	0	0
Stalking	0	0
Forcible Rape	0	0
Forcible Sodomy	0	0
Sexual Assault W/Object	0	0
Forcible Fondling	0	0
Incest	0	0
Statutory Rape	0	0
Kidnapping/Abduction	0	0
<b>Total</b>	<b>0</b>	<b>0</b>

<b>TIBRS Group B Arrests</b>		
Offense	Adult	Juvenile
Bad Checks	0	0
Curfew/Vagrancy	0	0
Disorderly Conduct	0	0
DUI	0	0
Drunkenness	0	0
Family-Non Violent	0	0
Liquor Law Violations	0	0
Peeping Tom	0	0
Trespass	0	0
All Other Offenses	0	0
<b>Total Group B</b>	<b>0</b>	<b>0</b>



## Cumberland Trail State Park - 2016

2015 Population Estimate	N/A	TIBRS Group A Offenses	Offenses		Arrests	
			Reported	Cleared	Adult	Juvenile
<b>Offense Overview</b>		<b>Crimes Against Persons</b>				
Offense Total	10	Murder	0	0	0	0
Number Cleared	5	Negligent Manslaughter	0	0	0	0
Percent Cleared	50.00 %	Negligent Vehicular Manslaughter	0	0	0	0
Group A Crimes per 100,000 population	N/A	Kidnapping/Abduction	0	0	0	0
		Forcible Rape	0	0	0	0
		Forcible Sodomy	0	0	0	0
		Sexual Assault W/Object	0	0	0	0
		Forcible Fondling	0	0	0	0
		Incest	0	0	0	0
		Statutory Rape	0	0	0	0
		Aggravated Assault	1	1	1	0
		Simple Assault	0	0	0	0
		Intimidation	0	0	0	0
		Stalking	0	0	0	0
		Commercial Sex Acts	0	0	0	0
		Involuntary Servitude	0	0	0	0
<b>Arrest Overview</b>		<b>Crimes Against Property</b>				
Total Arrests	24	Arson	0	0	0	0
Adult Arrests	23	Bribery	0	0	0	0
Juvenile Arrests	1	Burglary	0	0	0	0
Unknown Age	0	Counterfeiting/Forgery	0	0	0	0
Arrests per 100,000 population	N/A	Destruction/Damage/Vandalism	1	0	0	0
Average number offenses/incident	1.25	Embezzlement	0	0	0	0
		Extortion/Blackmail	0	0	0	0
		Fraud - Computer Hacking/Invasion	0	0	0	0
		Fraud - Credit Card/ATM	0	0	0	0
		Fraud - False Pretenses	0	0	0	0
		Fraud - Identity Theft	0	0	0	0
		Fraud - Impersonation	0	0	0	0
		Fraud - Welfare	0	0	0	0
		Fraud - Wire	0	0	0	0
		Motor Vehicle Theft	0	0	0	0
		Robbery	0	0	0	0
		Stolen Property Offenses	0	0	0	0
		Theft - Pocket-picking	0	0	0	0
		Theft - Purse Snatching	0	0	0	0
		Theft - Shoplifting	0	0	0	0
		Theft From Building	0	0	0	0
		Theft From Coin Machine	0	0	0	0
		Theft From Motor Vehicle	2	0	0	0
		Theft of Motor Vehicle Parts	0	0	0	0
		Theft - All Other Larceny	1	0	0	0
		<b>Crimes Against Society</b>				
		Animal Cruelty	0	0	0	0
		Drug/Narcotic Violations	1	1	1	0
		Drug/Narcotic Equipment Violations	3	2	2	0
		Gambling - Betting/Wagering	0	0	0	0
		Gambling - Operating/Promoting	0	0	0	0
		Gambling - Equipment Violations	0	0	0	0
		Gambling - Sports Tampering	0	0	0	0
		Pornography/Obscene Material	0	0	0	0
		Prostitution	0	0	0	0
		Prostitution Assisting/Promoting	0	0	0	0
		Purchasing Prostitution	0	0	0	0
		Weapon Law Violations	1	1	0	0
		<b>Total Group A Offenses</b>	<b>10</b>	<b>5</b>	<b>4</b>	<b>0</b>

Domestic Violence Victims		
Offense	Reported	Cleared
Murder	0	0
Aggravated Assault	0	0
Simple Assault	0	0
Intimidation	0	0
Stalking	0	0
Forcible Rape	0	0
Forcible Sodomy	0	0
Sexual Assault W/Object	0	0
Forcible Fondling	0	0
Incest	0	0
Statutory Rape	0	0
Kidnapping/Abduction	0	0
<b>Total</b>	<b>0</b>	<b>0</b>

TIBRS Group B Arrests		
Offense	Adult	Juvenile
Bad Checks	0	0
Curfew/Vagrancy	0	0
Disorderly Conduct	1	0
DUI	0	0
Drunkenness	0	0
Family-Non Violent	0	0
Liquor Law Violations	15	0
Peeping Tom	0	0
Trespass	3	1
All Other Offenses	0	0
<b>Total Group B</b>	<b>19</b>	<b>1</b>



## Cummins Fall State Park - 2016

2015 Population Estimate	N/A	TIBRS Group A Offenses	Offenses		Arrests	
			Reported	Cleared	Adult	Juvenile
<b>Offense Overview</b>		<b>Crimes Against Persons</b>				
Offense Total	58	Murder	0	0	0	0
Number Cleared	58	Negligent Manslaughter	0	0	0	0
Percent Cleared	100.00 %	Negligent Vehicular Manslaughter	0	0	0	0
Group A Crimes per 100,000 population	N/A	Kidnapping/Abduction	0	0	0	0
		Forcible Rape	0	0	0	0
		Forcible Sodomy	0	0	0	0
		Sexual Assault W/Object	0	0	0	0
		Forcible Fondling	0	0	0	0
		Incest	0	0	0	0
		Statutory Rape	0	0	0	0
		Aggravated Assault	0	0	0	0
		Simple Assault	0	0	0	0
		Intimidation	0	0	0	0
		Stalking	0	0	0	0
		Commercial Sex Acts	0	0	0	0
		Involuntary Servitude	0	0	0	0
		<b>Crimes Against Property</b>				
		Arson	0	0	0	0
		Bribery	0	0	0	0
		Burglary	0	0	0	0
		Counterfeiting/Forgery	0	0	0	0
		Destruction/Damage/Vandalism	1	1	1	0
		Embezzlement	0	0	0	0
		Extortion/Blackmail	0	0	0	0
		Fraud - Computer Hacking/Invasion	0	0	0	0
		Fraud - Credit Card/ATM	0	0	0	0
		Fraud - False Pretenses	0	0	0	0
		Fraud - Identity Theft	0	0	0	0
		Fraud - Impersonation	0	0	0	0
		Fraud - Welfare	0	0	0	0
		Fraud - Wire	0	0	0	0
		Motor Vehicle Theft	0	0	0	0
		Robbery	0	0	0	0
		Stolen Property Offenses	0	0	0	0
		Theft - Pocket-picking	0	0	0	0
		Theft - Purse Snatching	0	0	0	0
		Theft - Shoplifting	0	0	0	0
		Theft From Building	0	0	0	0
		Theft From Coin Machine	0	0	0	0
		Theft From Motor Vehicle	0	0	0	0
		Theft of Motor Vehicle Parts	0	0	0	0
		Theft - All Other Larceny	0	0	0	0
		<b>Crimes Against Society</b>				
		Animal Cruelty	0	0	0	0
		Drug/Narcotic Violations	33	33	39	0
		Drug/Narcotic Equipment Violations	21	21	2	0
		Gambling - Betting/Wagering	0	0	0	0
		Gambling - Operating/Promoting	0	0	0	0
		Gambling - Equipment Violations	0	0	0	0
		Gambling - Sports Tampering	0	0	0	0
		Pornography/Obscene Material	0	0	0	0
		Prostitution	0	0	0	0
		Prostitution Assisting/Promoting	0	0	0	0
		Purchasing Prostitution	0	0	0	0
		Weapon Law Violations	3	3	3	0
		<b>Total Group A Offenses</b>	<b>58</b>	<b>58</b>	<b>45</b>	<b>0</b>

Domestic Violence Victims		
Offense	Reported	Cleared
Murder	0	0
Aggravated Assault	0	0
Simple Assault	0	0
Intimidation	0	0
Stalking	0	0
Forcible Rape	0	0
Forcible Sodomy	0	0
Sexual Assault W/Object	0	0
Forcible Fondling	0	0
Incest	0	0
Statutory Rape	0	0
Kidnapping/Abduction	0	0
<b>Total</b>	<b>0</b>	<b>0</b>

TIBRS Group B Arrests		
Offense	Adult	Juvenile
Bad Checks	0	0
Curfew/Vagrancy	0	0
Disorderly Conduct	0	0
DUI	0	0
Drunkenness	0	0
Family-Non Violent	0	0
Liquor Law Violations	14	0
Peeping Tom	0	0
Trespass	18	0
All Other Offenses	0	0
<b>Total Group B</b>	<b>32</b>	<b>0</b>



## David Crockett State Park - 2016

2015 Population Estimate	N/A	TIBRS Group A Offenses	Offenses		Arrests	
			Reported	Cleared	Adult	Juvenile
<b>Offense Overview</b>		<b>Crimes Against Persons</b>				
Offense Total	5	Murder	0	0	0	0
Number Cleared	1	Negligent Manslaughter	0	0	0	0
Percent Cleared	20.00 %	Negligent Vehicular Manslaughter	0	0	0	0
Group A Crimes per 100,000 population	N/A	Kidnapping/Abduction	0	0	0	0
		Forcible Rape	0	0	0	0
		Forcible Sodomy	0	0	0	0
		Sexual Assault W/Object	0	0	0	0
		Forcible Fondling	0	0	0	0
		Incest	0	0	0	0
		Statutory Rape	0	0	0	0
		Aggravated Assault	0	0	0	0
		Simple Assault	0	0	0	0
		Intimidation	0	0	0	0
		Stalking	0	0	0	0
		Commercial Sex Acts	0	0	0	0
		Involuntary Servitude	0	0	0	0
		<b>Crimes Against Property</b>				
		Arson	0	0	0	0
		Bribery	0	0	0	0
		Burglary	0	0	0	0
		Counterfeiting/Forgery	0	0	0	0
		Destruction/Damage/Vandalism	1	0	0	0
		Embezzlement	0	0	0	0
		Extortion/Blackmail	0	0	0	0
		Fraud - Computer Hacking/Invasion	0	0	0	0
		Fraud - Credit Card/ATM	0	0	0	0
		Fraud - False Pretenses	1	1	1	0
		Fraud - Identity Theft	0	0	0	0
		Fraud - Impersonation	0	0	0	0
		Fraud - Welfare	0	0	0	0
		Fraud - Wire	0	0	0	0
		Motor Vehicle Theft	0	0	0	0
		Robbery	0	0	0	0
		Stolen Property Offenses	0	0	0	0
		Theft - Pocket-picking	0	0	0	0
		Theft - Purse Snatching	0	0	0	0
		Theft - Shoplifting	0	0	0	0
		Theft From Building	0	0	0	0
		Theft From Coin Machine	0	0	0	0
		Theft From Motor Vehicle	0	0	0	0
		Theft of Motor Vehicle Parts	0	0	0	0
		Theft - All Other Larceny	3	0	0	0
		<b>Crimes Against Society</b>				
		Animal Cruelty	0	0	0	0
		Drug/Narcotic Violations	0	0	0	0
		Drug/Narcotic Equipment Violations	0	0	0	0
		Gambling - Betting/Wagering	0	0	0	0
		Gambling - Operating/Promoting	0	0	0	0
		Gambling - Equipment Violations	0	0	0	0
		Gambling - Sports Tampering	0	0	0	0
		Pornography/Obscene Material	0	0	0	0
		Prostitution	0	0	0	0
		Prostitution Assisting/Promoting	0	0	0	0
		Purchasing Prostitution	0	0	0	0
		Weapon Law Violations	0	0	0	0
		<b>Total Group A Offenses</b>	<b>5</b>	<b>1</b>	<b>1</b>	<b>0</b>
<b>Arrest Overview</b>						
Total Arrests	3					
Adult Arrests	3					
Juvenile Arrests	0					
Unknown Age	0					
Arrests per 100,000 population	N/A					
Average number offenses/incident	1.00					

Domestic Violence Victims		
Offense	Reported	Cleared
Murder	0	0
Aggravated Assault	0	0
Simple Assault	0	0
Intimidation	0	0
Stalking	0	0
Forcible Rape	0	0
Forcible Sodomy	0	0
Sexual Assault W/Object	0	0
Forcible Fondling	0	0
Incest	0	0
Statutory Rape	0	0
Kidnapping/Abduction	0	0
<b>Total</b>	<b>0</b>	<b>0</b>

TIBRS Group B Arrests		
Offense	Adult	Juvenile
Bad Checks	0	0
Curfew/Vagrancy	0	0
Disorderly Conduct	1	0
DUI	1	0
Drunkenness	0	0
Family-Non Violent	0	0
Liquor Law Violations	0	0
Peeping Tom	0	0
Trespass	0	0
All Other Offenses	0	0
<b>Total Group B</b>	<b>2</b>	<b>0</b>



## Davy Crockett Birthplace State Park - 2016

2015 Population Estimate	N/A	TIBRS Group A Offenses	Offenses		Arrests	
			Reported	Cleared	Adult	Juvenile
<b>Offense Overview</b>		<b>Crimes Against Persons</b>				
Offense Total	1	Murder	0	0	0	0
Number Cleared	0	Negligent Manslaughter	0	0	0	0
Percent Cleared	0.00 %	Negligent Vehicular Manslaughter	0	0	0	0
Group A Crimes per 100,000 population	N/A	Kidnapping/Abduction	0	0	0	0
		Forcible Rape	0	0	0	0
		Forcible Sodomy	0	0	0	0
		Sexual Assault W/Object	0	0	0	0
		Forcible Fondling	0	0	0	0
		Incest	0	0	0	0
		Statutory Rape	0	0	0	0
		Aggravated Assault	0	0	0	0
		Simple Assault	0	0	0	0
		Intimidation	0	0	0	0
		Stalking	0	0	0	0
		Commercial Sex Acts	0	0	0	0
Arrests per 100,000 population	N/A	Involuntary Servitude	0	0	0	0
Average number offenses/incident	1.00	<b>Crimes Against Property</b>				
		Arson	0	0	0	0
		Bribery	0	0	0	0
		Burglary	0	0	0	0
		Counterfeiting/Forgery	0	0	0	0
		Destruction/Damage/Vandalism	1	0	0	0
		Embezzlement	0	0	0	0
		Extortion/Blackmail	0	0	0	0
		Fraud - Computer Hacking/Invasion	0	0	0	0
		Fraud - Credit Card/ATM	0	0	0	0
		Fraud - False Pretenses	0	0	0	0
		Fraud - Identity Theft	0	0	0	0
		Fraud - Impersonation	0	0	0	0
		Fraud - Welfare	0	0	0	0
		Fraud - Wire	0	0	0	0
		Motor Vehicle Theft	0	0	0	0
		Robbery	0	0	0	0
		Stolen Property Offenses	0	0	0	0
		Theft - Pocket-picking	0	0	0	0
		Theft - Purse Snatching	0	0	0	0
		Theft - Shoplifting	0	0	0	0
		Theft From Building	0	0	0	0
		Theft From Coin Machine	0	0	0	0
		Theft From Motor Vehicle	0	0	0	0
		Theft of Motor Vehicle Parts	0	0	0	0
		Theft - All Other Larceny	0	0	0	0
		<b>Crimes Against Society</b>				
		Animal Cruelty	0	0	0	0
		Drug/Narcotic Violations	0	0	0	0
		Drug/Narcotic Equipment Violations	0	0	0	0
		Gambling - Betting/Wagering	0	0	0	0
		Gambling - Operating/Promoting	0	0	0	0
		Gambling - Equipment Violations	0	0	0	0
		Gambling - Sports Tampering	0	0	0	0
		Pornography/Obscene Material	0	0	0	0
		Prostitution	0	0	0	0
		Prostitution Assisting/Promoting	0	0	0	0
		Purchasing Prostitution	0	0	0	0
		Weapon Law Violations	0	0	0	0
		<b>Total Group A Offenses</b>	<b>1</b>	<b>0</b>	<b>0</b>	<b>0</b>

Domestic Violence Victims		
Offense	Reported	Cleared
Murder	0	0
Aggravated Assault	0	0
Simple Assault	0	0
Intimidation	0	0
Stalking	0	0
Forcible Rape	0	0
Forcible Sodomy	0	0
Sexual Assault W/Object	0	0
Forcible Fondling	0	0
Incest	0	0
Statutory Rape	0	0
Kidnapping/Abduction	0	0
<b>Total</b>	<b>0</b>	<b>0</b>

TIBRS Group B Arrests		
Offense	Adult	Juvenile
Bad Checks	0	0
Curfew/Vagrancy	0	0
Disorderly Conduct	0	0
DUI	1	0
Drunkenness	0	0
Family-Non Violent	0	0
Liquor Law Violations	0	0
Peeping Tom	0	0
Trespass	0	0
All Other Offenses	0	0
<b>Total Group B</b>	<b>1</b>	<b>0</b>







## Edgar Evins State Park - 2016

			Offenses		Arrests	
			Reported	Cleared	Adult	Juvenile
<b>2015 Population Estimate</b>	N/A					
<b>Offense Overview</b>						
Offense Total	6					
Number Cleared	3					
Percent Cleared	50.00 %					
Group A Crimes per 100,000 population	N/A					
<b>Arrest Overview</b>						
Total Arrests	6					
Adult Arrests	6					
Juvenile Arrests	0					
Unknown Age	0					
Arrests per 100,000 population	N/A					
Average number offenses/incident	1.20					
<b>Domestic Violence Victims</b>						
Offense	Reported	Cleared				
Murder	0	0				
Aggravated Assault	0	0				
Simple Assault	1	1				
Intimidation	0	0				
Stalking	0	0				
Forcible Rape	0	0				
Forcible Sodomy	0	0				
Sexual Assault W/Object	0	0				
Forcible Fondling	0	0				
Incest	0	0				
Statutory Rape	0	0				
Kidnapping/Abduction	0	0				
<b>Total</b>	<b>1</b>	<b>1</b>				
<b>TIBRS Group B Arrests</b>						
Offense	Adult	Juvenile				
Bad Checks	0	0				
Curfew/Vagrancy	0	0				
Disorderly Conduct	0	0				
DUI	0	0				
Drunkenness	1	0				
Family-Non Violent	0	0				
Liquor Law Violations	2	0				
Peeping Tom	0	0				
Trespass	0	0				
All Other Offenses	1	0				
<b>Total Group B</b>	<b>4</b>	<b>0</b>				
<b>TIBRS Group A Offenses</b>						
<b>Crimes Against Persons</b>						
Murder	0	0	0	0	0	0
Negligent Manslaughter	0	0	0	0	0	0
Negligent Vehicular Manslaughter	0	0	0	0	0	0
Kidnapping/Abduction	0	0	0	0	0	0
Forcible Rape	0	0	0	0	0	0
Forcible Sodomy	0	0	0	0	0	0
Sexual Assault W/Object	0	0	0	0	0	0
Forcible Fondling	0	0	0	0	0	0
Incest	0	0	0	0	0	0
Statutory Rape	0	0	0	0	0	0
Aggravated Assault	0	0	0	0	0	0
Simple Assault	1	1	1	0	0	0
Intimidation	0	0	0	0	0	0
Stalking	0	0	0	0	0	0
Commercial Sex Acts	0	0	0	0	0	0
Involuntary Servitude	0	0	0	0	0	0
<b>Crimes Against Property</b>						
Arson	0	0	0	0	0	0
Bribery	0	0	0	0	0	0
Burglary	1	0	0	0	0	0
Counterfeiting/Forgery	0	0	0	0	0	0
Destruction/Damage/Vandalism	1	0	0	0	0	0
Embezzlement	0	0	0	0	0	0
Extortion/Blackmail	0	0	0	0	0	0
Fraud - Computer Hacking/Invasion	0	0	0	0	0	0
Fraud - Credit Card/ATM	0	0	0	0	0	0
Fraud - False Pretenses	0	0	0	0	0	0
Fraud - Identity Theft	0	0	0	0	0	0
Fraud - Impersonation	0	0	0	0	0	0
Fraud - Welfare	0	0	0	0	0	0
Fraud - Wire	0	0	0	0	0	0
Motor Vehicle Theft	0	0	0	0	0	0
Robbery	0	0	0	0	0	0
Stolen Property Offenses	0	0	0	0	0	0
Theft - Pocket-picking	0	0	0	0	0	0
Theft - Purse Snatching	0	0	0	0	0	0
Theft - Shoplifting	0	0	0	0	0	0
Theft From Building	0	0	0	0	0	0
Theft From Coin Machine	0	0	0	0	0	0
Theft From Motor Vehicle	0	0	0	0	0	0
Theft of Motor Vehicle Parts	0	0	0	0	0	0
Theft - All Other Larceny	1	0	0	0	0	0
<b>Crimes Against Society</b>						
Animal Cruelty	0	0	0	0	0	0
Drug/Narcotic Violations	1	1	1	0	0	0
Drug/Narcotic Equipment Violations	1	1	0	0	0	0
Gambling - Betting/Wagering	0	0	0	0	0	0
Gambling - Operating/Promoting	0	0	0	0	0	0
Gambling - Equipment Violations	0	0	0	0	0	0
Gambling - Sports Tampering	0	0	0	0	0	0
Pornography/Obscene Material	0	0	0	0	0	0
Prostitution	0	0	0	0	0	0
Prostitution Assisting/Promoting	0	0	0	0	0	0
Purchasing Prostitution	0	0	0	0	0	0
Weapon Law Violations	0	0	0	0	0	0
<b>Total Group A Offenses</b>	<b>6</b>	<b>3</b>	<b>2</b>	<b>0</b>	<b>0</b>	<b>0</b>



## Fall Creek Falls State Park - 2016

2015 Population Estimate	N/A	TIBRS Group A Offenses	Offenses		Arrests	
			Reported	Cleared	Adult	Juvenile
<b>Offense Overview</b>		<b>Crimes Against Persons</b>				
Offense Total	17	Murder	0	0	0	0
Number Cleared	1	Negligent Manslaughter	0	0	0	0
Percent Cleared	5.88 %	Negligent Vehicular Manslaughter	0	0	0	0
Group A Crimes per 100,000 population	N/A	Kidnapping/Abduction	0	0	0	0
		Forcible Rape	0	0	0	0
		Forcible Sodomy	0	0	0	0
		Sexual Assault W/Object	0	0	0	0
		Forcible Fondling	0	0	0	0
		Incest	0	0	0	0
		Statutory Rape	0	0	0	0
		Aggravated Assault	0	0	0	0
		Simple Assault	0	0	0	0
		Intimidation	0	0	0	0
		Stalking	0	0	0	0
		Commercial Sex Acts	0	0	0	0
		Involuntary Servitude	0	0	0	0
		<b>Crimes Against Property</b>				
		Arson	0	0	0	0
		Bribery	0	0	0	0
		Burglary	2	0	0	0
		Counterfeiting/Forgery	0	0	0	0
		Destruction/Damage/Vandalism	3	1	1	0
		Embezzlement	0	0	0	0
		Extortion/Blackmail	0	0	0	0
		Fraud - Computer Hacking/Invasion	0	0	0	0
		Fraud - Credit Card/ATM	0	0	0	0
		Fraud - False Pretenses	0	0	0	0
		Fraud - Identity Theft	0	0	0	0
		Fraud - Impersonation	0	0	0	0
		Fraud - Welfare	0	0	0	0
		Fraud - Wire	0	0	0	0
		Motor Vehicle Theft	0	0	0	0
		Robbery	0	0	0	0
		Stolen Property Offenses	0	0	0	0
		Theft - Pocket-picking	0	0	0	0
		Theft - Purse Snatching	0	0	0	0
		Theft - Shoplifting	0	0	0	0
		Theft From Building	4	0	0	0
		Theft From Coin Machine	2	0	0	0
		Theft From Motor Vehicle	2	0	0	0
		Theft of Motor Vehicle Parts	1	0	0	0
		Theft - All Other Larceny	3	0	0	0
		<b>Crimes Against Society</b>				
		Animal Cruelty	0	0	0	0
		Drug/Narcotic Violations	0	0	0	0
		Drug/Narcotic Equipment Violations	0	0	0	0
		Gambling - Betting/Wagering	0	0	0	0
		Gambling - Operating/Promoting	0	0	0	0
		Gambling - Equipment Violations	0	0	0	0
		Gambling - Sports Tampering	0	0	0	0
		Pornography/Obscene Material	0	0	0	0
		Prostitution	0	0	0	0
		Prostitution Assisting/Promoting	0	0	0	0
		Purchasing Prostitution	0	0	0	0
		Weapon Law Violations	0	0	0	0
		<b>Total Group A Offenses</b>	<b>17</b>	<b>1</b>	<b>1</b>	<b>0</b>
<b>Arrest Overview</b>						
Total Arrests	3					
Adult Arrests	3					
Juvenile Arrests	0					
Unknown Age	0					
Arrests per 100,000 population	N/A					
Average number offenses/incident	1.06					

Domestic Violence Victims		
Offense	Reported	Cleared
Murder	0	0
Aggravated Assault	0	0
Simple Assault	0	0
Intimidation	0	0
Stalking	0	0
Forcible Rape	0	0
Forcible Sodomy	0	0
Sexual Assault W/Object	0	0
Forcible Fondling	0	0
Incest	0	0
Statutory Rape	0	0
Kidnapping/Abduction	0	0
<b>Total</b>	<b>0</b>	<b>0</b>

TIBRS Group B Arrests		
Offense	Adult	Juvenile
Bad Checks	0	0
Curfew/Vagrancy	0	0
Disorderly Conduct	0	0
DUI	1	0
Drunkenness	1	0
Family-Non Violent	0	0
Liquor Law Violations	0	0
Peeping Tom	0	0
Trespass	0	0
All Other Offenses	0	0
<b>Total Group B</b>	<b>2</b>	<b>0</b>





## Fort Pillow State Historic Park - 2016

2015 Population Estimate	N/A	TIBRS Group A Offenses	Offenses		Arrests	
			Reported	Cleared	Adult	Juvenile
<b>Offense Overview</b>		<b>Crimes Against Persons</b>				
Offense Total	1	Murder	0	0	0	0
Number Cleared	1	Negligent Manslaughter	0	0	0	0
Percent Cleared	100.00 %	Negligent Vehicular Manslaughter	0	0	0	0
Group A Crimes per 100,000 population	N/A	Kidnapping/Abduction	0	0	0	0
		Forcible Rape	0	0	0	0
		Forcible Sodomy	0	0	0	0
		Sexual Assault W/Object	0	0	0	0
		Forcible Fondling	0	0	0	0
		Incest	0	0	0	0
		Statutory Rape	0	0	0	0
		Aggravated Assault	0	0	0	0
		Simple Assault	0	0	0	0
		Intimidation	0	0	0	0
		Stalking	0	0	0	0
		Commercial Sex Acts	0	0	0	0
		Involuntary Servitude	0	0	0	0
<b>Arrest Overview</b>		<b>Crimes Against Property</b>				
Total Arrests	1	Arson	0	0	0	0
Adult Arrests	1	Bribery	0	0	0	0
Juvenile Arrests	0	Burglary	0	0	0	0
Unknown Age	0	Counterfeiting/Forgery	0	0	0	0
Arrests per 100,000 population	N/A	Destruction/Damage/Vandalism	0	0	0	0
Average number offenses/incident	1.00	Embezzlement	0	0	0	0
		Extortion/Blackmail	0	0	0	0
		Fraud - Computer Hacking/Invasion	0	0	0	0
		Fraud - Credit Card/ATM	0	0	0	0
		Fraud - False Pretenses	0	0	0	0
		Fraud - Identity Theft	0	0	0	0
		Fraud - Impersonation	0	0	0	0
		Fraud - Welfare	0	0	0	0
		Fraud - Wire	0	0	0	0
		Motor Vehicle Theft	0	0	0	0
		Robbery	0	0	0	0
		Stolen Property Offenses	0	0	0	0
		Theft - Pocket-picking	0	0	0	0
		Theft - Purse Snatching	0	0	0	0
		Theft - Shoplifting	0	0	0	0
		Theft From Building	0	0	0	0
		Theft From Coin Machine	0	0	0	0
		Theft From Motor Vehicle	0	0	0	0
		Theft of Motor Vehicle Parts	0	0	0	0
		Theft - All Other Larceny	0	0	0	0
		<b>Crimes Against Society</b>				
		Animal Cruelty	0	0	0	0
		Drug/Narcotic Violations	1	1	1	0
		Drug/Narcotic Equipment Violations	0	0	0	0
		Gambling - Betting/Wagering	0	0	0	0
		Gambling - Operating/Promoting	0	0	0	0
		Gambling - Equipment Violations	0	0	0	0
		Gambling - Sports Tampering	0	0	0	0
		Pornography/Obscene Material	0	0	0	0
		Prostitution	0	0	0	0
		Prostitution Assisting/Promoting	0	0	0	0
		Purchasing Prostitution	0	0	0	0
		Weapon Law Violations	0	0	0	0
		<b>Total Group A Offenses</b>	<b>1</b>	<b>1</b>	<b>1</b>	<b>0</b>

Domestic Violence Victims		
Offense	Reported	Cleared
Murder	0	0
Aggravated Assault	0	0
Simple Assault	0	0
Intimidation	0	0
Stalking	0	0
Forcible Rape	0	0
Forcible Sodomy	0	0
Sexual Assault W/Object	0	0
Forcible Fondling	0	0
Incest	0	0
Statutory Rape	0	0
Kidnapping/Abduction	0	0
<b>Total</b>	<b>0</b>	<b>0</b>

TIBRS Group B Arrests		
Offense	Adult	Juvenile
Bad Checks	0	0
Curfew/Vagrancy	0	0
Disorderly Conduct	0	0
DUI	0	0
Drunkenness	0	0
Family-Non Violent	0	0
Liquor Law Violations	0	0
Peeping Tom	0	0
Trespass	0	0
All Other Offenses	0	0
<b>Total Group B</b>	<b>0</b>	<b>0</b>



## Frozen Head Natural Area - 2016

2015 Population Estimate	N/A	TIBRS Group A Offenses	Offenses		Arrests	
			Reported	Cleared	Adult	Juvenile
<b>Offense Overview</b>		<b>Crimes Against Persons</b>				
Offense Total	3	Murder	0	0	0	0
Number Cleared	0	Negligent Manslaughter	0	0	0	0
Percent Cleared	0.00 %	Negligent Vehicular Manslaughter	0	0	0	0
Group A Crimes per 100,000 population	N/A	Kidnapping/Abduction	0	0	0	0
		Forcible Rape	0	0	0	0
		Forcible Sodomy	0	0	0	0
		Sexual Assault W/Object	0	0	0	0
		Forcible Fondling	0	0	0	0
		Incest	0	0	0	0
		Statutory Rape	0	0	0	0
		Aggravated Assault	0	0	0	0
		Simple Assault	0	0	0	0
		Intimidation	0	0	0	0
		Stalking	0	0	0	0
		Commercial Sex Acts	0	0	0	0
		Involuntary Servitude	0	0	0	0
		<b>Crimes Against Property</b>				
		Arson	0	0	0	0
		Bribery	0	0	0	0
		Burglary	0	0	0	0
		Counterfeiting/Forgery	0	0	0	0
		Destruction/Damage/Vandalism	2	0	0	0
		Embezzlement	0	0	0	0
		Extortion/Blackmail	0	0	0	0
		Fraud - Computer Hacking/Invasion	0	0	0	0
		Fraud - Credit Card/ATM	0	0	0	0
		Fraud - False Pretenses	0	0	0	0
		Fraud - Identity Theft	0	0	0	0
		Fraud - Impersonation	0	0	0	0
		Fraud - Welfare	0	0	0	0
		Fraud - Wire	0	0	0	0
		Motor Vehicle Theft	0	0	0	0
		Robbery	0	0	0	0
		Stolen Property Offenses	0	0	0	0
		Theft - Pocket-picking	0	0	0	0
		Theft - Purse Snatching	0	0	0	0
		Theft - Shoplifting	0	0	0	0
		Theft From Building	0	0	0	0
		Theft From Coin Machine	0	0	0	0
		Theft From Motor Vehicle	1	0	0	0
		Theft of Motor Vehicle Parts	0	0	0	0
		Theft - All Other Larceny	0	0	0	0
		<b>Crimes Against Society</b>				
		Animal Cruelty	0	0	0	0
		Drug/Narcotic Violations	0	0	0	0
		Drug/Narcotic Equipment Violations	0	0	0	0
		Gambling - Betting/Wagering	0	0	0	0
		Gambling - Operating/Promoting	0	0	0	0
		Gambling - Equipment Violations	0	0	0	0
		Gambling - Sports Tampering	0	0	0	0
		Pornography/Obscene Material	0	0	0	0
		Prostitution	0	0	0	0
		Prostitution Assisting/Promoting	0	0	0	0
		Purchasing Prostitution	0	0	0	0
		Weapon Law Violations	0	0	0	0
		<b>Total Group A Offenses</b>	<b>3</b>	<b>0</b>	<b>0</b>	<b>0</b>

Domestic Violence Victims		
Offense	Reported	Cleared
Murder	0	0
Aggravated Assault	0	0
Simple Assault	0	0
Intimidation	0	0
Stalking	0	0
Forcible Rape	0	0
Forcible Sodomy	0	0
Sexual Assault W/Object	0	0
Forcible Fondling	0	0
Incest	0	0
Statutory Rape	0	0
Kidnapping/Abduction	0	0
<b>Total</b>	<b>0</b>	<b>0</b>

TIBRS Group B Arrests		
Offense	Adult	Juvenile
Bad Checks	0	0
Curfew/Vagrancy	0	0
Disorderly Conduct	0	0
DUI	1	0
Drunkenness	0	0
Family-Non Violent	0	0
Liquor Law Violations	0	0
Peeping Tom	0	0
Trespass	0	0
All Other Offenses	0	0
<b>Total Group B</b>	<b>1</b>	<b>0</b>





## Harrison Bay State Park - 2016

2015 Population Estimate	N/A	TIBRS Group A Offenses	Offenses		Arrests	
			Reported	Cleared	Adult	Juvenile
<b>Offense Overview</b>		<b>Crimes Against Persons</b>				
Offense Total	7	Murder	0	0	0	0
Number Cleared	0	Negligent Manslaughter	0	0	0	0
Percent Cleared	0.00 %	Negligent Vehicular Manslaughter	0	0	0	0
Group A Crimes per 100,000 population	N/A	Kidnapping/Abduction	0	0	0	0
		Forcible Rape	0	0	0	0
		Forcible Sodomy	0	0	0	0
		Sexual Assault W/Object	0	0	0	0
		Forcible Fondling	0	0	0	0
		Incest	0	0	0	0
		Statutory Rape	0	0	0	0
		Aggravated Assault	1	0	0	0
		Simple Assault	0	0	0	0
		Intimidation	0	0	0	0
		Stalking	0	0	0	0
		Commercial Sex Acts	0	0	0	0
		Involuntary Servitude	0	0	0	0
<b>Arrest Overview</b>		<b>Crimes Against Property</b>				
Total Arrests	0	Arson	0	0	0	0
Adult Arrests	0	Bribery	0	0	0	0
Juvenile Arrests	0	Burglary	0	0	0	0
Unknown Age	0	Counterfeiting/Forgery	0	0	0	0
Arrests per 100,000 population	N/A	Destruction/Damage/Vandalism	0	0	0	0
Average number offenses/incident	1.00	Embezzlement	0	0	0	0
		Extortion/Blackmail	0	0	0	0
		Fraud - Computer Hacking/Invasion	0	0	0	0
		Fraud - Credit Card/ATM	0	0	0	0
		Fraud - False Pretenses	0	0	0	0
		Fraud - Identity Theft	0	0	0	0
		Fraud - Impersonation	0	0	0	0
		Fraud - Welfare	0	0	0	0
		Fraud - Wire	0	0	0	0
		Motor Vehicle Theft	0	0	0	0
		Robbery	0	0	0	0
		Stolen Property Offenses	0	0	0	0
		Theft - Pocket-picking	0	0	0	0
		Theft - Purse Snatching	0	0	0	0
		Theft - Shoplifting	0	0	0	0
		Theft From Building	0	0	0	0
		Theft From Coin Machine	0	0	0	0
		Theft From Motor Vehicle	1	0	0	0
		Theft of Motor Vehicle Parts	0	0	0	0
		Theft - All Other Larceny	5	0	0	0
		<b>Crimes Against Society</b>				
		Animal Cruelty	0	0	0	0
		Drug/Narcotic Violations	0	0	0	0
		Drug/Narcotic Equipment Violations	0	0	0	0
		Gambling - Betting/Wagering	0	0	0	0
		Gambling - Operating/Promoting	0	0	0	0
		Gambling - Equipment Violations	0	0	0	0
		Gambling - Sports Tampering	0	0	0	0
		Pornography/Obscene Material	0	0	0	0
		Prostitution	0	0	0	0
		Prostitution Assisting/Promoting	0	0	0	0
		Purchasing Prostitution	0	0	0	0
		Weapon Law Violations	0	0	0	0
		<b>Total Group A Offenses</b>	<b>7</b>	<b>0</b>	<b>0</b>	<b>0</b>

Domestic Violence Victims		
Offense	Reported	Cleared
Murder	0	0
Aggravated Assault	0	0
Simple Assault	0	0
Intimidation	0	0
Stalking	0	0
Forcible Rape	0	0
Forcible Sodomy	0	0
Sexual Assault W/Object	0	0
Forcible Fondling	0	0
Incest	0	0
Statutory Rape	0	0
Kidnapping/Abduction	0	0
<b>Total</b>	<b>0</b>	<b>0</b>

TIBRS Group B Arrests		
Offense	Adult	Juvenile
Bad Checks	0	0
Curfew/Vagrancy	0	0
Disorderly Conduct	0	0
DUI	0	0
Drunkenness	0	0
Family-Non Violent	0	0
Liquor Law Violations	0	0
Peeping Tom	0	0
Trespass	0	0
All Other Offenses	0	0
<b>Total Group B</b>	<b>0</b>	<b>0</b>



## Henry Horton State Park - 2016

2015 Population Estimate	N/A	TIBRS Group A Offenses	Offenses		Arrests	
			Reported	Cleared	Adult	Juvenile
<b>Offense Overview</b>		<b>Crimes Against Persons</b>				
Offense Total	11	Murder	0	0	0	0
Number Cleared	4	Negligent Manslaughter	0	0	0	0
Percent Cleared	36.36 %	Negligent Vehicular Manslaughter	0	0	0	0
Group A Crimes per 100,000 population	N/A	Kidnapping/Abduction	0	0	0	0
		Forcible Rape	0	0	0	0
		Forcible Sodomy	0	0	0	0
		Sexual Assault W/Object	0	0	0	0
		Forcible Fondling	0	0	0	0
		Incest	0	0	0	0
		Statutory Rape	0	0	0	0
		Aggravated Assault	0	0	0	0
		Simple Assault	1	1	1	0
		Intimidation	0	0	0	0
		Stalking	0	0	0	0
		Commercial Sex Acts	0	0	0	0
		Involuntary Servitude	0	0	0	0
		<b>Crimes Against Property</b>				
		Arson	0	0	0	0
		Bribery	0	0	0	0
		Burglary	0	0	0	0
		Counterfeiting/Forgery	0	0	0	0
		Destruction/Damage/Vandalism	1	0	0	0
		Embezzlement	0	0	0	0
		Extortion/Blackmail	0	0	0	0
		Fraud - Computer Hacking/Invasion	0	0	0	0
		Fraud - Credit Card/ATM	0	0	0	0
		Fraud - False Pretenses	0	0	0	0
		Fraud - Identity Theft	0	0	0	0
		Fraud - Impersonation	0	0	0	0
		Fraud - Welfare	0	0	0	0
		Fraud - Wire	0	0	0	0
		Motor Vehicle Theft	0	0	0	0
		Robbery	0	0	0	0
		Stolen Property Offenses	0	0	0	0
		Theft - Pocket-picking	0	0	0	0
		Theft - Purse Snatching	0	0	0	0
		Theft - Shoplifting	0	0	0	0
		Theft From Building	6	0	0	0
		Theft From Coin Machine	0	0	0	0
		Theft From Motor Vehicle	0	0	0	0
		Theft of Motor Vehicle Parts	0	0	0	0
		Theft - All Other Larceny	0	0	0	0
		<b>Crimes Against Society</b>				
		Animal Cruelty	0	0	0	0
		Drug/Narcotic Violations	2	2	2	0
		Drug/Narcotic Equipment Violations	1	1	0	0
		Gambling - Betting/Wagering	0	0	0	0
		Gambling - Operating/Promoting	0	0	0	0
		Gambling - Equipment Violations	0	0	0	0
		Gambling - Sports Tampering	0	0	0	0
		Pornography/Obscene Material	0	0	0	0
		Prostitution	0	0	0	0
		Prostitution Assisting/Promoting	0	0	0	0
		Purchasing Prostitution	0	0	0	0
		Weapon Law Violations	0	0	0	0
		<b>Total Group A Offenses</b>	<b>11</b>	<b>4</b>	<b>3</b>	<b>0</b>
<b>Arrest Overview</b>						
Total Arrests	6					
Adult Arrests	6					
Juvenile Arrests	0					
Unknown Age	0					
Arrests per 100,000 population	N/A					
Average number offenses/incident	1.10					

Domestic Violence Victims		
Offense	Reported	Cleared
Murder	0	0
Aggravated Assault	0	0
Simple Assault	0	0
Intimidation	0	0
Stalking	0	0
Forcible Rape	0	0
Forcible Sodomy	0	0
Sexual Assault W/Object	0	0
Forcible Fondling	0	0
Incest	0	0
Statutory Rape	0	0
Kidnapping/Abduction	0	0
<b>Total</b>	<b>0</b>	<b>0</b>

TIBRS Group B Arrests		
Offense	Adult	Juvenile
Bad Checks	0	0
Curfew/Vagrancy	0	0
Disorderly Conduct	0	0
DUI	1	0
Drunkenness	1	0
Family-Non Violent	0	0
Liquor Law Violations	0	0
Peeping Tom	0	0
Trespass	1	0
All Other Offenses	0	0
<b>Total Group B</b>	<b>3</b>	<b>0</b>







## Indian Mountain State Park - 2016

2015 Population Estimate	N/A	TIBRS Group A Offenses	Offenses		Arrests	
			Reported	Cleared	Adult	Juvenile
<b>Offense Overview</b>		<b>Crimes Against Persons</b>				
Offense Total	1	Murder	0	0	0	0
Number Cleared	0	Negligent Manslaughter	0	0	0	0
Percent Cleared	0.00 %	Negligent Vehicular Manslaughter	0	0	0	0
Group A Crimes per 100,000 population	N/A	Kidnapping/Abduction	0	0	0	0
		Forcible Rape	0	0	0	0
		Forcible Sodomy	0	0	0	0
		Sexual Assault W/Object	0	0	0	0
		Forcible Fondling	0	0	0	0
		Incest	0	0	0	0
		Statutory Rape	0	0	0	0
		Aggravated Assault	0	0	0	0
		Simple Assault	0	0	0	0
		Intimidation	0	0	0	0
		Stalking	0	0	0	0
		Commercial Sex Acts	0	0	0	0
		Involuntary Servitude	0	0	0	0
<b>Arrest Overview</b>		<b>Crimes Against Property</b>				
Total Arrests	1	Arson	0	0	0	0
Adult Arrests	1	Bribery	0	0	0	0
Juvenile Arrests	0	Burglary	0	0	0	0
Unknown Age	0	Counterfeiting/Forgery	0	0	0	0
Arrests per 100,000 population	N/A	Destruction/Damage/Vandalism	0	0	0	0
Average number offenses/incident	1.00	Embezzlement	0	0	0	0
		Extortion/Blackmail	0	0	0	0
		Fraud - Computer Hacking/Invasion	0	0	0	0
		Fraud - Credit Card/ATM	0	0	0	0
		Fraud - False Pretenses	0	0	0	0
		Fraud - Identity Theft	0	0	0	0
		Fraud - Impersonation	0	0	0	0
		Fraud - Welfare	0	0	0	0
		Fraud - Wire	0	0	0	0
		Motor Vehicle Theft	0	0	0	0
		Robbery	0	0	0	0
		Stolen Property Offenses	0	0	0	0
		Theft - Pocket-picking	0	0	0	0
		Theft - Purse Snatching	0	0	0	0
		Theft - Shoplifting	0	0	0	0
		Theft From Building	1	0	0	0
		Theft From Coin Machine	0	0	0	0
		Theft From Motor Vehicle	0	0	0	0
		Theft of Motor Vehicle Parts	0	0	0	0
		Theft - All Other Larceny	0	0	0	0
		<b>Crimes Against Society</b>				
		Animal Cruelty	0	0	0	0
		Drug/Narcotic Violations	0	0	0	0
		Drug/Narcotic Equipment Violations	0	0	0	0
		Gambling - Betting/Wagering	0	0	0	0
		Gambling - Operating/Promoting	0	0	0	0
		Gambling - Equipment Violations	0	0	0	0
		Gambling - Sports Tampering	0	0	0	0
		Pornography/Obscene Material	0	0	0	0
		Prostitution	0	0	0	0
		Prostitution Assisting/Promoting	0	0	0	0
		Purchasing Prostitution	0	0	0	0
		Weapon Law Violations	0	0	0	0
		<b>Total Group A Offenses</b>	<b>1</b>	<b>0</b>	<b>0</b>	<b>0</b>

Domestic Violence Victims		
Offense	Reported	Cleared
Murder	0	0
Aggravated Assault	0	0
Simple Assault	0	0
Intimidation	0	0
Stalking	0	0
Forcible Rape	0	0
Forcible Sodomy	0	0
Sexual Assault W/Object	0	0
Forcible Fondling	0	0
Incest	0	0
Statutory Rape	0	0
Kidnapping/Abduction	0	0
<b>Total</b>	<b>0</b>	<b>0</b>

TIBRS Group B Arrests		
Offense	Adult	Juvenile
Bad Checks	0	0
Curfew/Vagrancy	0	0
Disorderly Conduct	0	0
DUI	0	0
Drunkenness	1	0
Family-Non Violent	0	0
Liquor Law Violations	0	0
Peeping Tom	0	0
Trespass	0	0
All Other Offenses	0	0
<b>Total Group B</b>	<b>1</b>	<b>0</b>



## Johnsonville State Park - 2016

2015 Population Estimate	N/A	TIBRS Group A Offenses	Offenses		Arrests	
			Reported	Cleared	Adult	Juvenile
<b>Offense Overview</b>		<b>Crimes Against Persons</b>				
Offense Total	0	Murder	0	0	0	0
Number Cleared	0	Negligent Manslaughter	0	0	0	0
Percent Cleared	0.00 %	Negligent Vehicular Manslaughter	0	0	0	0
Group A Crimes per 100,000 population	N/A	Kidnapping/Abduction	0	0	0	0
		Forcible Rape	0	0	0	0
		Forcible Sodomy	0	0	0	0
		Sexual Assault W/Object	0	0	0	0
		Forcible Fondling	0	0	0	0
		Incest	0	0	0	0
		Statutory Rape	0	0	0	0
		Aggravated Assault	0	0	0	0
		Simple Assault	0	0	0	0
		Intimidation	0	0	0	0
		Stalking	0	0	0	0
		Commercial Sex Acts	0	0	0	0
Arrests per 100,000 population	N/A	Involuntary Servitude	0	0	0	0
Average number offenses/incident	0.00	<b>Crimes Against Property</b>				
		Arson	0	0	0	0
		Bribery	0	0	0	0
		Burglary	0	0	0	0
		Counterfeiting/Forgery	0	0	0	0
		Destruction/Damage/Vandalism	0	0	0	0
		Embezzlement	0	0	0	0
		Extortion/Blackmail	0	0	0	0
		Fraud - Computer Hacking/Invasion	0	0	0	0
		Fraud - Credit Card/ATM	0	0	0	0
		Fraud - False Pretenses	0	0	0	0
		Fraud - Identity Theft	0	0	0	0
		Fraud - Impersonation	0	0	0	0
		Fraud - Welfare	0	0	0	0
		Fraud - Wire	0	0	0	0
		Motor Vehicle Theft	0	0	0	0
		Robbery	0	0	0	0
		Stolen Property Offenses	0	0	0	0
		Theft - Pocket-picking	0	0	0	0
		Theft - Purse Snatching	0	0	0	0
		Theft - Shoplifting	0	0	0	0
		Theft From Building	0	0	0	0
		Theft From Coin Machine	0	0	0	0
		Theft From Motor Vehicle	0	0	0	0
		Theft of Motor Vehicle Parts	0	0	0	0
		Theft - All Other Larceny	0	0	0	0
		<b>Crimes Against Society</b>				
		Animal Cruelty	0	0	0	0
		Drug/Narcotic Violations	0	0	0	0
		Drug/Narcotic Equipment Violations	0	0	0	0
		Gambling - Betting/Wagering	0	0	0	0
		Gambling - Operating/Promoting	0	0	0	0
		Gambling - Equipment Violations	0	0	0	0
		Gambling - Sports Tampering	0	0	0	0
		Pornography/Obscene Material	0	0	0	0
		Prostitution	0	0	0	0
		Prostitution Assisting/Promoting	0	0	0	0
		Purchasing Prostitution	0	0	0	0
		Weapon Law Violations	0	0	0	0
		<b>Total Group A Offenses</b>	<b>0</b>	<b>0</b>	<b>0</b>	<b>0</b>

Domestic Violence Victims		
Offense	Reported	Cleared
Murder	0	0
Aggravated Assault	0	0
Simple Assault	0	0
Intimidation	0	0
Stalking	0	0
Forcible Rape	0	0
Forcible Sodomy	0	0
Sexual Assault W/Object	0	0
Forcible Fondling	0	0
Incest	0	0
Statutory Rape	0	0
Kidnapping/Abduction	0	0
<b>Total</b>	<b>0</b>	<b>0</b>

TIBRS Group B Arrests		
Offense	Adult	Juvenile
Bad Checks	0	0
Curfew/Vagrancy	0	0
Disorderly Conduct	0	0
DUI	0	0
Drunkenness	0	0
Family-Non Violent	0	0
Liquor Law Violations	0	0
Peeping Tom	0	0
Trespass	0	0
All Other Offenses	0	0
<b>Total Group B</b>	<b>0</b>	<b>0</b>



## Long Hunter State Park - 2016

2015 Population Estimate	N/A	TIBRS Group A Offenses	Offenses		Arrests	
			Reported	Cleared	Adult	Juvenile
<b>Offense Overview</b>		<b>Crimes Against Persons</b>				
Offense Total	4	Murder	0	0	0	0
Number Cleared	0	Negligent Manslaughter	0	0	0	0
Percent Cleared	0.00 %	Negligent Vehicular Manslaughter	0	0	0	0
Group A Crimes per 100,000 population	N/A	Kidnapping/Abduction	0	0	0	0
		Forcible Rape	0	0	0	0
		Forcible Sodomy	0	0	0	0
		Sexual Assault W/Object	0	0	0	0
		Forcible Fondling	0	0	0	0
		Incest	0	0	0	0
		Statutory Rape	0	0	0	0
		Aggravated Assault	0	0	0	0
		Simple Assault	0	0	0	0
		Intimidation	0	0	0	0
		Stalking	0	0	0	0
		Commercial Sex Acts	0	0	0	0
		Involuntary Servitude	0	0	0	0
<b>Arrest Overview</b>		<b>Crimes Against Property</b>				
Total Arrests	3	Arson	0	0	0	0
Adult Arrests	3	Bribery	0	0	0	0
Juvenile Arrests	0	Burglary	0	0	0	0
Unknown Age	0	Counterfeiting/Forgery	0	0	0	0
Arrests per 100,000 population	N/A	Destruction/Damage/Vandalism	1	0	0	0
Average number offenses/incident	1.00	Embezzlement	0	0	0	0
		Extortion/Blackmail	0	0	0	0
		Fraud - Computer Hacking/Invasion	0	0	0	0
		Fraud - Credit Card/ATM	0	0	0	0
		Fraud - False Pretenses	0	0	0	0
		Fraud - Identity Theft	0	0	0	0
		Fraud - Impersonation	0	0	0	0
		Fraud - Welfare	0	0	0	0
		Fraud - Wire	0	0	0	0
		Motor Vehicle Theft	0	0	0	0
		Robbery	0	0	0	0
		Stolen Property Offenses	0	0	0	0
		Theft - Pocket-picking	0	0	0	0
		Theft - Purse Snatching	0	0	0	0
		Theft - Shoplifting	0	0	0	0
		Theft From Building	0	0	0	0
		Theft From Coin Machine	0	0	0	0
		Theft From Motor Vehicle	3	0	0	0
		Theft of Motor Vehicle Parts	0	0	0	0
		Theft - All Other Larceny	0	0	0	0
		<b>Crimes Against Society</b>				
		Animal Cruelty	0	0	0	0
		Drug/Narcotic Violations	0	0	0	0
		Drug/Narcotic Equipment Violations	0	0	0	0
		Gambling - Betting/Wagering	0	0	0	0
		Gambling - Operating/Promoting	0	0	0	0
		Gambling - Equipment Violations	0	0	0	0
		Gambling - Sports Tampering	0	0	0	0
		Pornography/Obscene Material	0	0	0	0
		Prostitution	0	0	0	0
		Prostitution Assisting/Promoting	0	0	0	0
		Purchasing Prostitution	0	0	0	0
		Weapon Law Violations	0	0	0	0
		<b>Total Group A Offenses</b>	<b>4</b>	<b>0</b>	<b>0</b>	<b>0</b>

Domestic Violence Victims		
Offense	Reported	Cleared
Murder	0	0
Aggravated Assault	0	0
Simple Assault	0	0
Intimidation	0	0
Stalking	0	0
Forcible Rape	0	0
Forcible Sodomy	0	0
Sexual Assault W/Object	0	0
Forcible Fondling	0	0
Incest	0	0
Statutory Rape	0	0
Kidnapping/Abduction	0	0
<b>Total</b>	<b>0</b>	<b>0</b>

TIBRS Group B Arrests		
Offense	Adult	Juvenile
Bad Checks	0	0
Curfew/Vagrancy	0	0
Disorderly Conduct	0	0
DUI	0	0
Drunkenness	0	0
Family-Non Violent	0	0
Liquor Law Violations	3	0
Peeping Tom	0	0
Trespass	0	0
All Other Offenses	0	0
<b>Total Group B</b>	<b>3</b>	<b>0</b>



## Meeman-Shelby Forest State Park - 2016

			Offenses		Arrests	
			Reported	Cleared	Adult	Juvenile
<b>2015 Population Estimate</b>	N/A					
<b>Offense Overview</b>		<b>Crimes Against Persons</b>				
Offense Total	6	Murder	0	0	0	0
Number Cleared	0	Negligent Manslaughter	0	0	0	0
Percent Cleared	0.00 %	Negligent Vehicular Manslaughter	0	0	0	0
Group A Crimes per 100,000 population	N/A	Kidnapping/Abduction	0	0	0	0
		Forcible Rape	0	0	0	0
		Forcible Sodomy	0	0	0	0
		Sexual Assault W/Object	0	0	0	0
		Forcible Fondling	0	0	0	0
		Incest	0	0	0	0
		Statutory Rape	0	0	0	0
		Aggravated Assault	0	0	0	0
		Simple Assault	0	0	0	0
		Intimidation	0	0	0	0
		Stalking	0	0	0	0
		Commercial Sex Acts	0	0	0	0
		Involuntary Servitude	0	0	0	0
<b>Arrest Overview</b>		<b>Crimes Against Property</b>				
Total Arrests	1	Arson	1	0	0	0
Adult Arrests	1	Bribery	0	0	0	0
Juvenile Arrests	0	Burglary	1	0	0	0
Unknown Age	0	Counterfeiting/Forgery	0	0	0	0
Arrests per 100,000 population	N/A	Destruction/Damage/Vandalism	3	0	0	0
Average number offenses/incident	1.20	Embezzlement	0	0	0	0
		Extortion/Blackmail	0	0	0	0
		Fraud - Computer Hacking/Invasion	0	0	0	0
		Fraud - Credit Card/ATM	0	0	0	0
		Fraud - False Pretenses	0	0	0	0
		Fraud - Identity Theft	0	0	0	0
		Fraud - Impersonation	0	0	0	0
		Fraud - Welfare	0	0	0	0
		Fraud - Wire	0	0	0	0
		Motor Vehicle Theft	0	0	0	0
		Robbery	0	0	0	0
		Stolen Property Offenses	0	0	0	0
		Theft - Pocket-picking	0	0	0	0
		Theft - Purse Snatching	0	0	0	0
		Theft - Shoplifting	0	0	0	0
		Theft From Building	0	0	0	0
		Theft From Coin Machine	0	0	0	0
		Theft From Motor Vehicle	1	0	0	0
		Theft of Motor Vehicle Parts	0	0	0	0
		Theft - All Other Larceny	0	0	0	0
		<b>Crimes Against Society</b>				
		Animal Cruelty	0	0	0	0
		Drug/Narcotic Violations	0	0	0	0
		Drug/Narcotic Equipment Violations	0	0	0	0
		Gambling - Betting/Wagering	0	0	0	0
		Gambling - Operating/Promoting	0	0	0	0
		Gambling - Equipment Violations	0	0	0	0
		Gambling - Sports Tampering	0	0	0	0
		Pornography/Obscene Material	0	0	0	0
		Prostitution	0	0	0	0
		Prostitution Assisting/Promoting	0	0	0	0
		Purchasing Prostitution	0	0	0	0
		Weapon Law Violations	0	0	0	0
		<b>Total Group A Offenses</b>	<b>6</b>	<b>0</b>	<b>0</b>	<b>0</b>

Domestic Violence Victims		
Offense	Reported	Cleared
Murder	0	0
Aggravated Assault	0	0
Simple Assault	0	0
Intimidation	0	0
Stalking	0	0
Forcible Rape	0	0
Forcible Sodomy	0	0
Sexual Assault W/Object	0	0
Forcible Fondling	0	0
Incest	0	0
Statutory Rape	0	0
Kidnapping/Abduction	0	0
<b>Total</b>	<b>0</b>	<b>0</b>

TIBRS Group B Arrests		
Offense	Adult	Juvenile
Bad Checks	0	0
Curfew/Vagrancy	0	0
Disorderly Conduct	0	0
DUI	1	0
Drunkenness	0	0
Family-Non Violent	0	0
Liquor Law Violations	0	0
Peeping Tom	0	0
Trespass	0	0
All Other Offenses	0	0
<b>Total Group B</b>	<b>1</b>	<b>0</b>



## Montgomery Bell State Park - 2016

2015 Population Estimate	N/A	TIBRS Group A Offenses	Offenses		Arrests	
			Reported	Cleared	Adult	Juvenile
<b>Offense Overview</b>		<b>Crimes Against Persons</b>				
Offense Total	11	Murder	0	0	0	0
Number Cleared	1	Negligent Manslaughter	0	0	0	0
Percent Cleared	9.09 %	Negligent Vehicular Manslaughter	0	0	0	0
Group A Crimes per 100,000 population	N/A	Kidnapping/Abduction	0	0	0	0
		Forcible Rape	0	0	0	0
		Forcible Sodomy	0	0	0	0
		Sexual Assault W/Object	0	0	0	0
		Forcible Fondling	0	0	0	0
		Incest	0	0	0	0
		Statutory Rape	0	0	0	0
		Aggravated Assault	0	0	0	0
		Simple Assault	1	0	0	0
		Intimidation	0	0	0	0
		Stalking	0	0	0	0
		Commercial Sex Acts	0	0	0	0
		Involuntary Servitude	0	0	0	0
<b>Arrest Overview</b>		<b>Crimes Against Property</b>				
Total Arrests	1	Arson	0	0	0	0
Adult Arrests	1	Bribery	0	0	0	0
Juvenile Arrests	0	Burglary	0	0	0	0
Unknown Age	0	Counterfeiting/Forgery	0	0	0	0
Arrests per 100,000 population	N/A	Destruction/Damage/Vandalism	3	0	0	0
Average number offenses/incident	1.22	Embezzlement	0	0	0	0
		Extortion/Blackmail	0	0	0	0
		Fraud - Computer Hacking/Invasion	0	0	0	0
		Fraud - Credit Card/ATM	0	0	0	0
		Fraud - False Pretenses	1	0	0	0
		Fraud - Identity Theft	0	0	0	0
		Fraud - Impersonation	0	0	0	0
		Fraud - Welfare	0	0	0	0
		Fraud - Wire	0	0	0	0
		Motor Vehicle Theft	0	0	0	0
		Robbery	0	0	0	0
		Stolen Property Offenses	0	0	0	0
		Theft - Pocket-picking	0	0	0	0
		Theft - Purse Snatching	0	0	0	0
		Theft - Shoplifting	0	0	0	0
		Theft From Building	3	1	1	0
		Theft From Coin Machine	0	0	0	0
		Theft From Motor Vehicle	1	0	0	0
		Theft of Motor Vehicle Parts	0	0	0	0
		Theft - All Other Larceny	0	0	0	0
		<b>Crimes Against Society</b>				
		Animal Cruelty	0	0	0	0
		Drug/Narcotic Violations	1	0	0	0
		Drug/Narcotic Equipment Violations	0	0	0	0
		Gambling - Betting/Wagering	0	0	0	0
		Gambling - Operating/Promoting	0	0	0	0
		Gambling - Equipment Violations	0	0	0	0
		Gambling - Sports Tampering	0	0	0	0
		Pornography/Obscene Material	0	0	0	0
		Prostitution	0	0	0	0
		Prostitution Assisting/Promoting	0	0	0	0
		Purchasing Prostitution	0	0	0	0
		Weapon Law Violations	1	0	0	0
		<b>Total Group A Offenses</b>	<b>11</b>	<b>1</b>	<b>1</b>	<b>0</b>

Domestic Violence Victims		
Offense	Reported	Cleared
Murder	0	0
Aggravated Assault	0	0
Simple Assault	0	0
Intimidation	0	0
Stalking	0	0
Forcible Rape	0	0
Forcible Sodomy	0	0
Sexual Assault W/Object	0	0
Forcible Fondling	0	0
Incest	0	0
Statutory Rape	0	0
Kidnapping/Abduction	0	0
<b>Total</b>	<b>0</b>	<b>0</b>

TIBRS Group B Arrests		
Offense	Adult	Juvenile
Bad Checks	0	0
Curfew/Vagrancy	0	0
Disorderly Conduct	0	0
DUI	0	0
Drunkenness	0	0
Family-Non Violent	0	0
Liquor Law Violations	0	0
Peeping Tom	0	0
Trespass	0	0
All Other Offenses	0	0
<b>Total Group B</b>	<b>0</b>	<b>0</b>



## Mousetail Landing State Park - 2016

2015 Population Estimate	N/A	TIBRS Group A Offenses	Offenses		Arrests	
			Reported	Cleared	Adult	Juvenile
<b>Offense Overview</b>		<b>Crimes Against Persons</b>				
Offense Total	6	Murder	0	0	0	0
Number Cleared	3	Negligent Manslaughter	0	0	0	0
Percent Cleared	50.00 %	Negligent Vehicular Manslaughter	0	0	0	0
Group A Crimes per 100,000 population	N/A	Kidnapping/Abduction	0	0	0	0
		Forcible Rape	0	0	0	0
		Forcible Sodomy	0	0	0	0
		Sexual Assault W/Object	0	0	0	0
		Forcible Fondling	0	0	0	0
		Incest	0	0	0	0
		Statutory Rape	0	0	0	0
		Aggravated Assault	0	0	0	0
		Simple Assault	0	0	0	0
		Intimidation	0	0	0	0
		Stalking	0	0	0	0
		Commercial Sex Acts	0	0	0	0
		Involuntary Servitude	0	0	0	0
<b>Arrest Overview</b>		<b>Crimes Against Property</b>				
Total Arrests	3	Arson	0	0	0	0
Adult Arrests	3	Bribery	0	0	0	0
Juvenile Arrests	0	Burglary	0	0	0	0
Unknown Age	0	Counterfeiting/Forgery	0	0	0	0
Arrests per 100,000 population	N/A	Destruction/Damage/Vandalism	2	0	0	0
Average number offenses/incident	1.20	Embezzlement	0	0	0	0
		Extortion/Blackmail	0	0	0	0
		Fraud - Computer Hacking/Invasion	0	0	0	0
		Fraud - Credit Card/ATM	0	0	0	0
		Fraud - False Pretenses	0	0	0	0
		Fraud - Identity Theft	0	0	0	0
		Fraud - Impersonation	0	0	0	0
		Fraud - Welfare	0	0	0	0
		Fraud - Wire	0	0	0	0
		Motor Vehicle Theft	0	0	0	0
		Robbery	0	0	0	0
		Stolen Property Offenses	0	0	0	0
		Theft - Pocket-picking	0	0	0	0
		Theft - Purse Snatching	0	0	0	0
		Theft - Shoplifting	0	0	0	0
		Theft From Building	0	0	0	0
		Theft From Coin Machine	0	0	0	0
		Theft From Motor Vehicle	0	0	0	0
		Theft of Motor Vehicle Parts	0	0	0	0
		Theft - All Other Larceny	0	0	0	0
		<b>Crimes Against Society</b>				
		Animal Cruelty	0	0	0	0
		Drug/Narcotic Violations	1	1	2	0
		Drug/Narcotic Equipment Violations	2	2	1	0
		Gambling - Betting/Wagering	0	0	0	0
		Gambling - Operating/Promoting	0	0	0	0
		Gambling - Equipment Violations	0	0	0	0
		Gambling - Sports Tampering	0	0	0	0
		Pornography/Obscene Material	0	0	0	0
		Prostitution	0	0	0	0
		Prostitution Assisting/Promoting	0	0	0	0
		Purchasing Prostitution	0	0	0	0
		Weapon Law Violations	1	0	0	0
		<b>Total Group A Offenses</b>	<b>6</b>	<b>3</b>	<b>3</b>	<b>0</b>

Domestic Violence Victims		
Offense	Reported	Cleared
Murder	0	0
Aggravated Assault	0	0
Simple Assault	0	0
Intimidation	0	0
Stalking	0	0
Forcible Rape	0	0
Forcible Sodomy	0	0
Sexual Assault W/Object	0	0
Forcible Fondling	0	0
Incest	0	0
Statutory Rape	0	0
Kidnapping/Abduction	0	0
<b>Total</b>	<b>0</b>	<b>0</b>

TIBRS Group B Arrests		
Offense	Adult	Juvenile
Bad Checks	0	0
Curfew/Vagrancy	0	0
Disorderly Conduct	0	0
DUI	0	0
Drunkenness	0	0
Family-Non Violent	0	0
Liquor Law Violations	0	0
Peeping Tom	0	0
Trespass	0	0
All Other Offenses	0	0
<b>Total Group B</b>	<b>0</b>	<b>0</b>



## Natchez Trace State Park - 2016

2015 Population Estimate	N/A	TIBRS Group A Offenses	Offenses		Arrests	
			Reported	Cleared	Adult	Juvenile
<b>Offense Overview</b>		<b>Crimes Against Persons</b>				
Offense Total	14	Murder	0	0	0	0
Number Cleared	0	Negligent Manslaughter	0	0	0	0
Percent Cleared	0.00 %	Negligent Vehicular Manslaughter	0	0	0	0
Group A Crimes per 100,000 population	N/A	Kidnapping/Abduction	0	0	0	0
		Forcible Rape	0	0	0	0
		Forcible Sodomy	0	0	0	0
		Sexual Assault W/Object	0	0	0	0
		Forcible Fondling	0	0	0	0
		Incest	0	0	0	0
		Statutory Rape	0	0	0	0
		Aggravated Assault	0	0	0	0
		Simple Assault	4	0	0	0
		Intimidation	0	0	0	0
		Stalking	0	0	0	0
		Commercial Sex Acts	0	0	0	0
		Involuntary Servitude	0	0	0	0
		<b>Crimes Against Property</b>				
		Arson	0	0	0	0
		Bribery	0	0	0	0
		Burglary	2	0	0	0
		Counterfeiting/Forgery	0	0	0	0
		Destruction/Damage/Vandalism	4	0	0	0
		Embezzlement	0	0	0	0
		Extortion/Blackmail	0	0	0	0
		Fraud - Computer Hacking/Invasion	0	0	0	0
		Fraud - Credit Card/ATM	0	0	0	0
		Fraud - False Pretenses	1	0	0	0
		Fraud - Identity Theft	0	0	0	0
		Fraud - Impersonation	0	0	0	0
		Fraud - Welfare	0	0	0	0
		Fraud - Wire	0	0	0	0
		Motor Vehicle Theft	1	0	0	0
		Robbery	0	0	0	0
		Stolen Property Offenses	0	0	0	0
		Theft - Pocket-picking	0	0	0	0
		Theft - Purse Snatching	0	0	0	0
		Theft - Shoplifting	0	0	0	0
		Theft From Building	1	0	0	0
		Theft From Coin Machine	0	0	0	0
		Theft From Motor Vehicle	0	0	0	0
		Theft of Motor Vehicle Parts	0	0	0	0
		Theft - All Other Larceny	0	0	0	0
		<b>Crimes Against Society</b>				
		Animal Cruelty	0	0	0	0
		Drug/Narcotic Violations	0	0	0	0
		Drug/Narcotic Equipment Violations	0	0	0	0
		Gambling - Betting/Wagering	0	0	0	0
		Gambling - Operating/Promoting	0	0	0	0
		Gambling - Equipment Violations	0	0	0	0
		Gambling - Sports Tampering	0	0	0	0
		Pornography/Obscene Material	0	0	0	0
		Prostitution	0	0	0	0
		Prostitution Assisting/Promoting	0	0	0	0
		Purchasing Prostitution	0	0	0	0
		Weapon Law Violations	1	0	0	0
		<b>Total Group A Offenses</b>	<b>14</b>	<b>0</b>	<b>0</b>	<b>0</b>
<b>Arrest Overview</b>						
Total Arrests	2					
Adult Arrests	2					
Juvenile Arrests	0					
Unknown Age	0					
Arrests per 100,000 population	N/A					
Average number offenses/incident	1.56					

Domestic Violence Victims		
Offense	Reported	Cleared
Murder	0	0
Aggravated Assault	0	0
Simple Assault	0	0
Intimidation	0	0
Stalking	0	0
Forcible Rape	0	0
Forcible Sodomy	0	0
Sexual Assault W/Object	0	0
Forcible Fondling	0	0
Incest	0	0
Statutory Rape	0	0
Kidnapping/Abduction	0	0
<b>Total</b>	<b>0</b>	<b>0</b>

TIBRS Group B Arrests		
Offense	Adult	Juvenile
Bad Checks	0	0
Curfew/Vagrancy	0	0
Disorderly Conduct	1	0
DUI	1	0
Drunkenness	0	0
Family-Non Violent	0	0
Liquor Law Violations	0	0
Peeping Tom	0	0
Trespass	0	0
All Other Offenses	0	0
<b>Total Group B</b>	<b>2</b>	<b>0</b>





## Nathan Bedford Forrest State Park - 2016

			Offenses		Arrests	
			Reported	Cleared	Adult	Juvenile
<b>2015 Population Estimate</b>	N/A	<b>TIBRS Group A Offenses</b>				
<b>Offense Overview</b>		<b>Crimes Against Persons</b>				
Offense Total	0	Murder	0	0	0	0
Number Cleared	0	Negligent Manslaughter	0	0	0	0
Percent Cleared	0.00 %	Negligent Vehicular Manslaughter	0	0	0	0
Group A Crimes per 100,000 population	N/A	Kidnapping/Abduction	0	0	0	0
		Forcible Rape	0	0	0	0
		Forcible Sodomy	0	0	0	0
		Sexual Assault W/Object	0	0	0	0
		Forcible Fondling	0	0	0	0
		Incest	0	0	0	0
		Statutory Rape	0	0	0	0
		Aggravated Assault	0	0	0	0
		Simple Assault	0	0	0	0
		Intimidation	0	0	0	0
		Stalking	0	0	0	0
		Commercial Sex Acts	0	0	0	0
		Involuntary Servitude	0	0	0	0
		<b>Crimes Against Property</b>				
		Arson	0	0	0	0
		Bribery	0	0	0	0
		Burglary	0	0	0	0
		Counterfeiting/Forgery	0	0	0	0
		Destruction/Damage/Vandalism	0	0	0	0
		Embezzlement	0	0	0	0
		Extortion/Blackmail	0	0	0	0
		Fraud - Computer Hacking/Invasion	0	0	0	0
		Fraud - Credit Card/ATM	0	0	0	0
		Fraud - False Pretenses	0	0	0	0
		Fraud - Identity Theft	0	0	0	0
		Fraud - Impersonation	0	0	0	0
		Fraud - Welfare	0	0	0	0
		Fraud - Wire	0	0	0	0
		Motor Vehicle Theft	0	0	0	0
		Robbery	0	0	0	0
		Stolen Property Offenses	0	0	0	0
		Theft - Pocket-picking	0	0	0	0
		Theft - Purse Snatching	0	0	0	0
		Theft - Shoplifting	0	0	0	0
		Theft From Building	0	0	0	0
		Theft From Coin Machine	0	0	0	0
		Theft From Motor Vehicle	0	0	0	0
		Theft of Motor Vehicle Parts	0	0	0	0
		Theft - All Other Larceny	0	0	0	0
		<b>Crimes Against Society</b>				
		Animal Cruelty	0	0	0	0
		Drug/Narcotic Violations	0	0	0	0
		Drug/Narcotic Equipment Violations	0	0	0	0
		Gambling - Betting/Wagering	0	0	0	0
		Gambling - Operating/Promoting	0	0	0	0
		Gambling - Equipment Violations	0	0	0	0
		Gambling - Sports Tampering	0	0	0	0
		Pornography/Obscene Material	0	0	0	0
		Prostitution	0	0	0	0
		Prostitution Assisting/Promoting	0	0	0	0
		Purchasing Prostitution	0	0	0	0
		Weapon Law Violations	0	0	0	0
		<b>Total Group A Offenses</b>	<b>0</b>	<b>0</b>	<b>0</b>	<b>0</b>

<b>Domestic Violence Victims</b>		
Offense	Reported	Cleared
Murder	0	0
Aggravated Assault	0	0
Simple Assault	0	0
Intimidation	0	0
Stalking	0	0
Forcible Rape	0	0
Forcible Sodomy	0	0
Sexual Assault W/Object	0	0
Forcible Fondling	0	0
Incest	0	0
Statutory Rape	0	0
Kidnapping/Abduction	0	0
<b>Total</b>	<b>0</b>	<b>0</b>

<b>TIBRS Group B Arrests</b>		
Offense	Adult	Juvenile
Bad Checks	0	0
Curfew/Vagrancy	0	0
Disorderly Conduct	0	0
DUI	0	0
Drunkenness	0	0
Family-Non Violent	0	0
Liquor Law Violations	0	0
Peeping Tom	0	0
Trespass	0	0
All Other Offenses	0	0
<b>Total Group B</b>	<b>0</b>	<b>0</b>



## Norris Dam State Park - 2016

2015 Population Estimate	N/A	TIBRS Group A Offenses	Offenses		Arrests	
			Reported	Cleared	Adult	Juvenile
<b>Offense Overview</b>		<b>Crimes Against Persons</b>				
Offense Total	9	Murder	0	0	0	0
Number Cleared	0	Negligent Manslaughter	0	0	0	0
Percent Cleared	0.00 %	Negligent Vehicular Manslaughter	0	0	0	0
Group A Crimes per 100,000 population	N/A	Kidnapping/Abduction	0	0	0	0
		Forcible Rape	0	0	0	0
		Forcible Sodomy	0	0	0	0
		Sexual Assault W/Object	0	0	0	0
		Forcible Fondling	0	0	0	0
		Incest	0	0	0	0
		Statutory Rape	0	0	0	0
		Aggravated Assault	0	0	0	0
		Simple Assault	0	0	0	0
		Intimidation	0	0	0	0
		Stalking	0	0	0	0
		Commercial Sex Acts	0	0	0	0
		Involuntary Servitude	0	0	0	0
		<b>Crimes Against Property</b>				
		Arson	1	0	0	0
		Bribery	0	0	0	0
		Burglary	1	0	0	0
		Counterfeiting/Forgery	0	0	0	0
		Destruction/Damage/Vandalism	0	0	0	0
		Embezzlement	0	0	0	0
		Extortion/Blackmail	0	0	0	0
		Fraud - Computer Hacking/Invasion	0	0	0	0
		Fraud - Credit Card/ATM	0	0	0	0
		Fraud - False Pretenses	0	0	0	0
		Fraud - Identity Theft	0	0	0	0
		Fraud - Impersonation	0	0	0	0
		Fraud - Welfare	0	0	0	0
		Fraud - Wire	0	0	0	0
		Motor Vehicle Theft	0	0	0	0
		Robbery	0	0	0	0
		Stolen Property Offenses	0	0	0	0
		Theft - Pocket-picking	0	0	0	0
		Theft - Purse Snatching	0	0	0	0
		Theft - Shoplifting	0	0	0	0
		Theft From Building	1	0	0	0
		Theft From Coin Machine	0	0	0	0
		Theft From Motor Vehicle	2	0	0	0
		Theft of Motor Vehicle Parts	0	0	0	0
		Theft - All Other Larceny	4	0	0	0
		<b>Crimes Against Society</b>				
		Animal Cruelty	0	0	0	0
		Drug/Narcotic Violations	0	0	0	0
		Drug/Narcotic Equipment Violations	0	0	0	0
		Gambling - Betting/Wagering	0	0	0	0
		Gambling - Operating/Promoting	0	0	0	0
		Gambling - Equipment Violations	0	0	0	0
		Gambling - Sports Tampering	0	0	0	0
		Pornography/Obscene Material	0	0	0	0
		Prostitution	0	0	0	0
		Prostitution Assisting/Promoting	0	0	0	0
		Purchasing Prostitution	0	0	0	0
		Weapon Law Violations	0	0	0	0
		<b>Total Group A Offenses</b>	<b>9</b>	<b>0</b>	<b>0</b>	<b>0</b>
<b>Arrest Overview</b>						
Total Arrests	0					
Adult Arrests	0					
Juvenile Arrests	0					
Unknown Age	0					
Arrests per 100,000 population	N/A					
Average number offenses/incident	1.00					

Domestic Violence Victims		
Offense	Reported	Cleared
Murder	0	0
Aggravated Assault	0	0
Simple Assault	0	0
Intimidation	0	0
Stalking	0	0
Forcible Rape	0	0
Forcible Sodomy	0	0
Sexual Assault W/Object	0	0
Forcible Fondling	0	0
Incest	0	0
Statutory Rape	0	0
Kidnapping/Abduction	0	0
<b>Total</b>	<b>0</b>	<b>0</b>

TIBRS Group B Arrests		
Offense	Adult	Juvenile
Bad Checks	0	0
Curfew/Vagrancy	0	0
Disorderly Conduct	0	0
DUI	0	0
Drunkenness	0	0
Family-Non Violent	0	0
Liquor Law Violations	0	0
Peeping Tom	0	0
Trespass	0	0
All Other Offenses	0	0
<b>Total Group B</b>	<b>0</b>	<b>0</b>



## Old Stone Fort State Archeological Park - 2016

2015 Population Estimate	N/A	TIBRS Group A Offenses	Offenses		Arrests	
			Reported	Cleared	Adult	Juvenile
<b>Offense Overview</b>		<b>Crimes Against Persons</b>				
Offense Total	19	Murder	0	0	0	0
Number Cleared	17	Negligent Manslaughter	0	0	0	0
Percent Cleared	89.47 %	Negligent Vehicular Manslaughter	0	0	0	0
Group A Crimes per 100,000 population	N/A	Kidnapping/Abduction	0	0	0	0
		Forcible Rape	0	0	0	0
		Forcible Sodomy	0	0	0	0
		Sexual Assault W/Object	0	0	0	0
		Forcible Fondling	0	0	0	0
		Incest	0	0	0	0
		Statutory Rape	0	0	0	0
		Aggravated Assault	0	0	0	0
		Simple Assault	0	0	0	0
		Intimidation	0	0	0	0
		Stalking	0	0	0	0
		Commercial Sex Acts	0	0	0	0
		Involuntary Servitude	0	0	0	0
		<b>Crimes Against Property</b>				
		Arson	0	0	0	0
		Bribery	0	0	0	0
		Burglary	0	0	0	0
		Counterfeiting/Forgery	0	0	0	0
		Destruction/Damage/Vandalism	0	0	0	0
		Embezzlement	0	0	0	0
		Extortion/Blackmail	0	0	0	0
		Fraud - Computer Hacking/Invasion	0	0	0	0
		Fraud - Credit Card/ATM	0	0	0	0
		Fraud - False Pretenses	0	0	0	0
		Fraud - Identity Theft	0	0	0	0
		Fraud - Impersonation	0	0	0	0
		Fraud - Welfare	0	0	0	0
		Fraud - Wire	0	0	0	0
		Motor Vehicle Theft	0	0	0	0
		Robbery	0	0	0	0
		Stolen Property Offenses	0	0	0	0
		Theft - Pocket-picking	0	0	0	0
		Theft - Purse Snatching	0	0	0	0
		Theft - Shoplifting	0	0	0	0
		Theft From Building	0	0	0	0
		Theft From Coin Machine	0	0	0	0
		Theft From Motor Vehicle	1	0	0	0
		Theft of Motor Vehicle Parts	0	0	0	0
		Theft - All Other Larceny	1	0	0	0
		<b>Crimes Against Society</b>				
		Animal Cruelty	0	0	0	0
		Drug/Narcotic Violations	10	10	16	0
		Drug/Narcotic Equipment Violations	7	7	0	0
		Gambling - Betting/Wagering	0	0	0	0
		Gambling - Operating/Promoting	0	0	0	0
		Gambling - Equipment Violations	0	0	0	0
		Gambling - Sports Tampering	0	0	0	0
		Pornography/Obscene Material	0	0	0	0
		Prostitution	0	0	0	0
		Prostitution Assisting/Promoting	0	0	0	0
		Purchasing Prostitution	0	0	0	0
		Weapon Law Violations	0	0	0	0
		<b>Total Group A Offenses</b>	<b>19</b>	<b>17</b>	<b>16</b>	<b>0</b>
<b>Arrest Overview</b>						
Total Arrests	26					
Adult Arrests	26					
Juvenile Arrests	0					
Unknown Age	0					
Arrests per 100,000 population	N/A					
Average number offenses/incident	1.58					

Domestic Violence Victims		
Offense	Reported	Cleared
Murder	0	0
Aggravated Assault	0	0
Simple Assault	0	0
Intimidation	0	0
Stalking	0	0
Forcible Rape	0	0
Forcible Sodomy	0	0
Sexual Assault W/Object	0	0
Forcible Fondling	0	0
Incest	0	0
Statutory Rape	0	0
Kidnapping/Abduction	0	0
<b>Total</b>	<b>0</b>	<b>0</b>

TIBRS Group B Arrests		
Offense	Adult	Juvenile
Bad Checks	0	0
Curfew/Vagrancy	0	0
Disorderly Conduct	0	0
DUI	0	0
Drunkenness	1	0
Family-Non Violent	0	0
Liquor Law Violations	4	0
Peeping Tom	0	0
Trespass	0	0
All Other Offenses	5	0
<b>Total Group B</b>	<b>10</b>	<b>0</b>



## Panther Creek State Park - 2016

2015 Population Estimate	N/A	TIBRS Group A Offenses	Offenses		Arrests	
			Reported	Cleared	Adult	Juvenile
<b>Offense Overview</b>		<b>Crimes Against Persons</b>				
Offense Total	6	Murder	0	0	0	0
Number Cleared	3	Negligent Manslaughter	0	0	0	0
Percent Cleared	50.00 %	Negligent Vehicular Manslaughter	0	0	0	0
Group A Crimes per 100,000 population	N/A	Kidnapping/Abduction	0	0	0	0
		Forcible Rape	0	0	0	0
		Forcible Sodomy	0	0	0	0
		Sexual Assault W/Object	0	0	0	0
		Forcible Fondling	1	1	0	0
		Incest	0	0	0	0
		Statutory Rape	0	0	0	0
		Aggravated Assault	1	1	0	0
		Simple Assault	0	0	0	0
		Intimidation	0	0	0	0
		Stalking	0	0	0	0
		Commercial Sex Acts	0	0	0	0
		Involuntary Servitude	0	0	0	0
		<b>Crimes Against Property</b>				
		Arson	0	0	0	0
		Bribery	0	0	0	0
		Burglary	0	0	0	0
		Counterfeiting/Forgery	0	0	0	0
		Destruction/Damage/Vandalism	0	0	0	0
		Embezzlement	0	0	0	0
		Extortion/Blackmail	0	0	0	0
		Fraud - Computer Hacking/Invasion	0	0	0	0
		Fraud - Credit Card/ATM	0	0	0	0
		Fraud - False Pretenses	0	0	0	0
		Fraud - Identity Theft	0	0	0	0
		Fraud - Impersonation	0	0	0	0
		Fraud - Welfare	0	0	0	0
		Fraud - Wire	0	0	0	0
		Motor Vehicle Theft	0	0	0	0
		Robbery	1	1	1	0
		Stolen Property Offenses	0	0	0	0
		Theft - Pocket-picking	0	0	0	0
		Theft - Purse Snatching	0	0	0	0
		Theft - Shoplifting	0	0	0	0
		Theft From Building	0	0	0	0
		Theft From Coin Machine	0	0	0	0
		Theft From Motor Vehicle	2	0	0	0
		Theft of Motor Vehicle Parts	0	0	0	0
		Theft - All Other Larceny	1	0	0	0
		<b>Crimes Against Society</b>				
		Animal Cruelty	0	0	0	0
		Drug/Narcotic Violations	0	0	0	0
		Drug/Narcotic Equipment Violations	0	0	0	0
		Gambling - Betting/Wagering	0	0	0	0
		Gambling - Operating/Promoting	0	0	0	0
		Gambling - Equipment Violations	0	0	0	0
		Gambling - Sports Tampering	0	0	0	0
		Pornography/Obscene Material	0	0	0	0
		Prostitution	0	0	0	0
		Prostitution Assisting/Promoting	0	0	0	0
		Purchasing Prostitution	0	0	0	0
		Weapon Law Violations	0	0	0	0
		<b>Total Group A Offenses</b>	<b>6</b>	<b>3</b>	<b>1</b>	<b>0</b>
<b>Arrest Overview</b>						
Total Arrests	1					
Adult Arrests	1					
Juvenile Arrests	0					
Unknown Age	0					
Arrests per 100,000 population	N/A					
Average number offenses/incident	1.50					

Domestic Violence Victims		
Offense	Reported	Cleared
Murder	0	0
Aggravated Assault	0	0
Simple Assault	0	0
Intimidation	0	0
Stalking	0	0
Forcible Rape	0	0
Forcible Sodomy	0	0
Sexual Assault W/Object	0	0
Forcible Fondling	0	0
Incest	0	0
Statutory Rape	0	0
Kidnapping/Abduction	0	0
<b>Total</b>	<b>0</b>	<b>0</b>

TIBRS Group B Arrests		
Offense	Adult	Juvenile
Bad Checks	0	0
Curfew/Vagrancy	0	0
Disorderly Conduct	0	0
DUI	0	0
Drunkenness	0	0
Family-Non Violent	0	0
Liquor Law Violations	0	0
Peeping Tom	0	0
Trespass	0	0
All Other Offenses	0	0
<b>Total Group B</b>	<b>0</b>	<b>0</b>



## Paris Landing State Park - 2016

2015 Population Estimate	N/A	TIBRS Group A Offenses	Offenses		Arrests	
			Reported	Cleared	Adult	Juvenile
<b>Offense Overview</b>		<b>Crimes Against Persons</b>				
Offense Total	2	Murder	0	0	0	0
Number Cleared	0	Negligent Manslaughter	0	0	0	0
Percent Cleared	0.00 %	Negligent Vehicular Manslaughter	0	0	0	0
Group A Crimes per 100,000 population	N/A	Kidnapping/Abduction	0	0	0	0
		Forcible Rape	0	0	0	0
		Forcible Sodomy	0	0	0	0
		Sexual Assault W/Object	0	0	0	0
		Forcible Fondling	0	0	0	0
		Incest	0	0	0	0
		Statutory Rape	0	0	0	0
		Aggravated Assault	0	0	0	0
		Simple Assault	0	0	0	0
		Intimidation	0	0	0	0
		Stalking	0	0	0	0
		Commercial Sex Acts	0	0	0	0
		Involuntary Servitude	0	0	0	0
<b>Arrest Overview</b>		<b>Crimes Against Property</b>				
Total Arrests	0	Arson	0	0	0	0
Adult Arrests	0	Bribery	0	0	0	0
Juvenile Arrests	0	Burglary	0	0	0	0
Unknown Age	0	Counterfeiting/Forgery	0	0	0	0
Arrests per 100,000 population	N/A	Destruction/Damage/Vandalism	0	0	0	0
Average number offenses/incident	1.00	Embezzlement	0	0	0	0
		Extortion/Blackmail	0	0	0	0
		Fraud - Computer Hacking/Invasion	0	0	0	0
		Fraud - Credit Card/ATM	0	0	0	0
		Fraud - False Pretenses	0	0	0	0
		Fraud - Identity Theft	0	0	0	0
		Fraud - Impersonation	0	0	0	0
		Fraud - Welfare	0	0	0	0
		Fraud - Wire	0	0	0	0
		Motor Vehicle Theft	0	0	0	0
		Robbery	0	0	0	0
		Stolen Property Offenses	0	0	0	0
		Theft - Pocket-picking	0	0	0	0
		Theft - Purse Snatching	0	0	0	0
		Theft - Shoplifting	0	0	0	0
		Theft From Building	0	0	0	0
		Theft From Coin Machine	0	0	0	0
		Theft From Motor Vehicle	1	0	0	0
		Theft of Motor Vehicle Parts	0	0	0	0
		Theft - All Other Larceny	1	0	0	0
		<b>Crimes Against Society</b>				
		Animal Cruelty	0	0	0	0
		Drug/Narcotic Violations	0	0	0	0
		Drug/Narcotic Equipment Violations	0	0	0	0
		Gambling - Betting/Wagering	0	0	0	0
		Gambling - Operating/Promoting	0	0	0	0
		Gambling - Equipment Violations	0	0	0	0
		Gambling - Sports Tampering	0	0	0	0
		Pornography/Obscene Material	0	0	0	0
		Prostitution	0	0	0	0
		Prostitution Assisting/Promoting	0	0	0	0
		Purchasing Prostitution	0	0	0	0
		Weapon Law Violations	0	0	0	0
		<b>Total Group A Offenses</b>	<b>2</b>	<b>0</b>	<b>0</b>	<b>0</b>

Domestic Violence Victims		
Offense	Reported	Cleared
Murder	0	0
Aggravated Assault	0	0
Simple Assault	0	0
Intimidation	0	0
Stalking	0	0
Forcible Rape	0	0
Forcible Sodomy	0	0
Sexual Assault W/Object	0	0
Forcible Fondling	0	0
Incest	0	0
Statutory Rape	0	0
Kidnapping/Abduction	0	0
<b>Total</b>	<b>0</b>	<b>0</b>

TIBRS Group B Arrests		
Offense	Adult	Juvenile
Bad Checks	0	0
Curfew/Vagrancy	0	0
Disorderly Conduct	0	0
DUI	0	0
Drunkenness	0	0
Family-Non Violent	0	0
Liquor Law Violations	0	0
Peeping Tom	0	0
Trespass	0	0
All Other Offenses	0	0
<b>Total Group B</b>	<b>0</b>	<b>0</b>





## Pickwick Landing State Park - 2016

2015 Population Estimate	N/A	TIBRS Group A Offenses	Offenses		Arrests	
			Reported	Cleared	Adult	Juvenile
<b>Offense Overview</b>		<b>Crimes Against Persons</b>				
Offense Total	8	Murder	0	0	0	0
Number Cleared	0	Negligent Manslaughter	0	0	0	0
Percent Cleared	0.00 %	Negligent Vehicular Manslaughter	0	0	0	0
Group A Crimes per 100,000 population	N/A	Kidnapping/Abduction	0	0	0	0
		Forcible Rape	0	0	0	0
		Forcible Sodomy	0	0	0	0
		Sexual Assault W/Object	0	0	0	0
		Forcible Fondling	0	0	0	0
		Incest	0	0	0	0
		Statutory Rape	0	0	0	0
		Aggravated Assault	0	0	0	0
		Simple Assault	0	0	0	0
		Intimidation	0	0	0	0
		Stalking	0	0	0	0
		Commercial Sex Acts	0	0	0	0
		Involuntary Servitude	0	0	0	0
<b>Arrest Overview</b>		<b>Crimes Against Property</b>				
Total Arrests	2	Arson	0	0	0	0
Adult Arrests	2	Bribery	0	0	0	0
Juvenile Arrests	0	Burglary	0	0	0	0
Unknown Age	0	Counterfeiting/Forgery	0	0	0	0
Arrests per 100,000 population	N/A	Destruction/Damage/Vandalism	2	0	0	0
Average number offenses/incident	1.00	Embezzlement	0	0	0	0
		Extortion/Blackmail	0	0	0	0
		Fraud - Computer Hacking/Invasion	0	0	0	0
		Fraud - Credit Card/ATM	0	0	0	0
		Fraud - False Pretenses	0	0	0	0
		Fraud - Identity Theft	0	0	0	0
		Fraud - Impersonation	0	0	0	0
		Fraud - Welfare	0	0	0	0
		Fraud - Wire	0	0	0	0
		Motor Vehicle Theft	1	0	0	0
		Robbery	0	0	0	0
		Stolen Property Offenses	0	0	0	0
		Theft - Pocket-picking	0	0	0	0
		Theft - Purse Snatching	0	0	0	0
		Theft - Shoplifting	0	0	0	0
		Theft From Building	0	0	0	0
		Theft From Coin Machine	0	0	0	0
		Theft From Motor Vehicle	2	0	0	0
		Theft of Motor Vehicle Parts	0	0	0	0
		Theft - All Other Larceny	1	0	0	0
		<b>Crimes Against Society</b>				
		Animal Cruelty	0	0	0	0
		Drug/Narcotic Violations	2	0	0	0
		Drug/Narcotic Equipment Violations	0	0	0	0
		Gambling - Betting/Wagering	0	0	0	0
		Gambling - Operating/Promoting	0	0	0	0
		Gambling - Equipment Violations	0	0	0	0
		Gambling - Sports Tampering	0	0	0	0
		Pornography/Obscene Material	0	0	0	0
		Prostitution	0	0	0	0
		Prostitution Assisting/Promoting	0	0	0	0
		Purchasing Prostitution	0	0	0	0
		Weapon Law Violations	0	0	0	0
		<b>Total Group A Offenses</b>	<b>8</b>	<b>0</b>	<b>0</b>	<b>0</b>

Domestic Violence Victims		
Offense	Reported	Cleared
Murder	0	0
Aggravated Assault	0	0
Simple Assault	0	0
Intimidation	0	0
Stalking	0	0
Forcible Rape	0	0
Forcible Sodomy	0	0
Sexual Assault W/Object	0	0
Forcible Fondling	0	0
Incest	0	0
Statutory Rape	0	0
Kidnapping/Abduction	0	0
<b>Total</b>	<b>0</b>	<b>0</b>

TIBRS Group B Arrests		
Offense	Adult	Juvenile
Bad Checks	0	0
Curfew/Vagrancy	0	0
Disorderly Conduct	0	0
DUI	2	0
Drunkenness	0	0
Family-Non Violent	0	0
Liquor Law Violations	0	0
Peeping Tom	0	0
Trespass	0	0
All Other Offenses	0	0
<b>Total Group B</b>	<b>2</b>	<b>0</b>



## Pinson Mounds State Archeological Park - 2016

			Offenses		Arrests	
			Reported	Cleared	Adult	Juvenile
<b>2015 Population Estimate</b>	N/A	<b>TIBRS Group A Offenses</b>				
<b>Offense Overview</b>		<b>Crimes Against Persons</b>				
Offense Total	1	Murder	0	0	0	0
Number Cleared	0	Negligent Manslaughter	0	0	0	0
Percent Cleared	0.00 %	Negligent Vehicular Manslaughter	0	0	0	0
Group A Crimes per 100,000 population	N/A	Kidnapping/Abduction	0	0	0	0
		Forcible Rape	0	0	0	0
		Forcible Sodomy	0	0	0	0
		Sexual Assault W/Object	0	0	0	0
		Forcible Fondling	0	0	0	0
		Incest	0	0	0	0
		Statutory Rape	0	0	0	0
		Aggravated Assault	0	0	0	0
		Simple Assault	0	0	0	0
		Intimidation	0	0	0	0
		Stalking	0	0	0	0
		Commercial Sex Acts	0	0	0	0
		Involuntary Servitude	0	0	0	0
<b>Arrest Overview</b>		<b>Crimes Against Property</b>				
Total Arrests	0	Arson	0	0	0	0
Adult Arrests	0	Bribery	0	0	0	0
Juvenile Arrests	0	Burglary	0	0	0	0
Unknown Age	0	Counterfeiting/Forgery	0	0	0	0
Arrests per 100,000 population	N/A	Destruction/Damage/Vandalism	0	0	0	0
Average number offenses/incident	1.00	Embezzlement	0	0	0	0
		Extortion/Blackmail	0	0	0	0
		Fraud - Computer Hacking/Invasion	0	0	0	0
		Fraud - Credit Card/ATM	0	0	0	0
		Fraud - False Pretenses	0	0	0	0
		Fraud - Identity Theft	0	0	0	0
		Fraud - Impersonation	0	0	0	0
		Fraud - Welfare	0	0	0	0
		Fraud - Wire	0	0	0	0
		Motor Vehicle Theft	0	0	0	0
		Robbery	0	0	0	0
		Stolen Property Offenses	0	0	0	0
		Theft - Pocket-picking	0	0	0	0
		Theft - Purse Snatching	0	0	0	0
		Theft - Shoplifting	0	0	0	0
		Theft From Building	0	0	0	0
		Theft From Coin Machine	0	0	0	0
		Theft From Motor Vehicle	1	0	0	0
		Theft of Motor Vehicle Parts	0	0	0	0
		Theft - All Other Larceny	0	0	0	0
		<b>Crimes Against Society</b>				
		Animal Cruelty	0	0	0	0
		Drug/Narcotic Violations	0	0	0	0
		Drug/Narcotic Equipment Violations	0	0	0	0
		Gambling - Betting/Wagering	0	0	0	0
		Gambling - Operating/Promoting	0	0	0	0
		Gambling - Equipment Violations	0	0	0	0
		Gambling - Sports Tampering	0	0	0	0
		Pornography/Obscene Material	0	0	0	0
		Prostitution	0	0	0	0
		Prostitution Assisting/Promoting	0	0	0	0
		Purchasing Prostitution	0	0	0	0
		Weapon Law Violations	0	0	0	0
		<b>Total Group A Offenses</b>	<b>1</b>	<b>0</b>	<b>0</b>	<b>0</b>

Domestic Violence Victims		
Offense	Reported	Cleared
Murder	0	0
Aggravated Assault	0	0
Simple Assault	0	0
Intimidation	0	0
Stalking	0	0
Forcible Rape	0	0
Forcible Sodomy	0	0
Sexual Assault W/Object	0	0
Forcible Fondling	0	0
Incest	0	0
Statutory Rape	0	0
Kidnapping/Abduction	0	0
<b>Total</b>	<b>0</b>	<b>0</b>

TIBRS Group B Arrests		
Offense	Adult	Juvenile
Bad Checks	0	0
Curfew/Vagrancy	0	0
Disorderly Conduct	0	0
DUI	0	0
Drunkenness	0	0
Family-Non Violent	0	0
Liquor Law Violations	0	0
Peeping Tom	0	0
Trespass	0	0
All Other Offenses	0	0
<b>Total Group B</b>	<b>0</b>	<b>0</b>





## Radnor Lake Natural Area - 2016

2015 Population Estimate	N/A	TIBRS Group A Offenses	Offenses		Arrests	
			Reported	Cleared	Adult	Juvenile
<b>Offense Overview</b>		<b>Crimes Against Persons</b>				
Offense Total	0	Murder	0	0	0	0
Number Cleared	0	Negligent Manslaughter	0	0	0	0
Percent Cleared	0.00 %	Negligent Vehicular Manslaughter	0	0	0	0
Group A Crimes per 100,000 population	N/A	Kidnapping/Abduction	0	0	0	0
		Forcible Rape	0	0	0	0
		Forcible Sodomy	0	0	0	0
		Sexual Assault W/Object	0	0	0	0
		Forcible Fondling	0	0	0	0
		Incest	0	0	0	0
		Statutory Rape	0	0	0	0
		Aggravated Assault	0	0	0	0
		Simple Assault	0	0	0	0
		Intimidation	0	0	0	0
		Stalking	0	0	0	0
		Commercial Sex Acts	0	0	0	0
Arrests per 100,000 population	N/A	Involuntary Servitude	0	0	0	0
Average number offenses/incident	0.00	<b>Crimes Against Property</b>				
		Arson	0	0	0	0
		Bribery	0	0	0	0
		Burglary	0	0	0	0
		Counterfeiting/Forgery	0	0	0	0
		Destruction/Damage/Vandalism	0	0	0	0
		Embezzlement	0	0	0	0
		Extortion/Blackmail	0	0	0	0
		Fraud - Computer Hacking/Invasion	0	0	0	0
		Fraud - Credit Card/ATM	0	0	0	0
		Fraud - False Pretenses	0	0	0	0
		Fraud - Identity Theft	0	0	0	0
		Fraud - Impersonation	0	0	0	0
		Fraud - Welfare	0	0	0	0
		Fraud - Wire	0	0	0	0
		Motor Vehicle Theft	0	0	0	0
		Robbery	0	0	0	0
		Stolen Property Offenses	0	0	0	0
		Theft - Pocket-picking	0	0	0	0
		Theft - Purse Snatching	0	0	0	0
		Theft - Shoplifting	0	0	0	0
		Theft From Building	0	0	0	0
		Theft From Coin Machine	0	0	0	0
		Theft From Motor Vehicle	0	0	0	0
		Theft of Motor Vehicle Parts	0	0	0	0
		Theft - All Other Larceny	0	0	0	0
		<b>Crimes Against Society</b>				
		Animal Cruelty	0	0	0	0
		Drug/Narcotic Violations	0	0	0	0
		Drug/Narcotic Equipment Violations	0	0	0	0
		Gambling - Betting/Wagering	0	0	0	0
		Gambling - Operating/Promoting	0	0	0	0
		Gambling - Equipment Violations	0	0	0	0
		Gambling - Sports Tampering	0	0	0	0
		Pornography/Obscene Material	0	0	0	0
		Prostitution	0	0	0	0
		Prostitution Assisting/Promoting	0	0	0	0
		Purchasing Prostitution	0	0	0	0
		Weapon Law Violations	0	0	0	0
		<b>Total Group A Offenses</b>	<b>0</b>	<b>0</b>	<b>0</b>	<b>0</b>

Domestic Violence Victims		
Offense	Reported	Cleared
Murder	0	0
Aggravated Assault	0	0
Simple Assault	0	0
Intimidation	0	0
Stalking	0	0
Forcible Rape	0	0
Forcible Sodomy	0	0
Sexual Assault W/Object	0	0
Forcible Fondling	0	0
Incest	0	0
Statutory Rape	0	0
Kidnapping/Abduction	0	0
<b>Total</b>	<b>0</b>	<b>0</b>

TIBRS Group B Arrests		
Offense	Adult	Juvenile
Bad Checks	0	0
Curfew/Vagrancy	0	0
Disorderly Conduct	0	0
DUI	0	0
Drunkenness	0	0
Family-Non Violent	0	0
Liquor Law Violations	0	0
Peeping Tom	0	0
Trespass	0	0
All Other Offenses	0	0
<b>Total Group B</b>	<b>0</b>	<b>0</b>



## Red Clay State Historic Park - 2016

2015 Population Estimate	N/A	TIBRS Group A Offenses	Offenses		Arrests	
			Reported	Cleared	Adult	Juvenile
<b>Offense Overview</b>		<b>Crimes Against Persons</b>				
Offense Total	2	Murder	0	0	0	0
Number Cleared	2	Negligent Manslaughter	0	0	0	0
Percent Cleared	100.00 %	Negligent Vehicular Manslaughter	0	0	0	0
Group A Crimes per 100,000 population	N/A	Kidnapping/Abduction	0	0	0	0
		Forcible Rape	0	0	0	0
		Forcible Sodomy	0	0	0	0
		Sexual Assault W/Object	0	0	0	0
		Forcible Fondling	0	0	0	0
		Incest	0	0	0	0
		Statutory Rape	0	0	0	0
		Aggravated Assault	1	1	3	0
		Simple Assault	0	0	0	0
		Intimidation	0	0	0	0
		Stalking	0	0	0	0
		Commercial Sex Acts	0	0	0	0
		Involuntary Servitude	0	0	0	0
<b>Arrest Overview</b>		<b>Crimes Against Property</b>				
Total Arrests	4	Arson	0	0	0	0
Adult Arrests	4	Bribery	0	0	0	0
Juvenile Arrests	0	Burglary	0	0	0	0
Unknown Age	0	Counterfeiting/Forgery	0	0	0	0
Arrests per 100,000 population	N/A	Destruction/Damage/Vandalism	1	1	1	0
Average number offenses/incident	1.00	Embezzlement	0	0	0	0
		Extortion/Blackmail	0	0	0	0
		Fraud - Computer Hacking/Invasion	0	0	0	0
		Fraud - Credit Card/ATM	0	0	0	0
		Fraud - False Pretenses	0	0	0	0
		Fraud - Identity Theft	0	0	0	0
		Fraud - Impersonation	0	0	0	0
		Fraud - Welfare	0	0	0	0
		Fraud - Wire	0	0	0	0
		Motor Vehicle Theft	0	0	0	0
		Robbery	0	0	0	0
		Stolen Property Offenses	0	0	0	0
		Theft - Pocket-picking	0	0	0	0
		Theft - Purse Snatching	0	0	0	0
		Theft - Shoplifting	0	0	0	0
		Theft From Building	0	0	0	0
		Theft From Coin Machine	0	0	0	0
		Theft From Motor Vehicle	0	0	0	0
		Theft of Motor Vehicle Parts	0	0	0	0
		Theft - All Other Larceny	0	0	0	0
		<b>Crimes Against Society</b>				
		Animal Cruelty	0	0	0	0
		Drug/Narcotic Violations	0	0	0	0
		Drug/Narcotic Equipment Violations	0	0	0	0
		Gambling - Betting/Wagering	0	0	0	0
		Gambling - Operating/Promoting	0	0	0	0
		Gambling - Equipment Violations	0	0	0	0
		Gambling - Sports Tampering	0	0	0	0
		Pornography/Obscene Material	0	0	0	0
		Prostitution	0	0	0	0
		Prostitution Assisting/Promoting	0	0	0	0
		Purchasing Prostitution	0	0	0	0
		Weapon Law Violations	0	0	0	0
		<b>Total Group A Offenses</b>	<b>2</b>	<b>2</b>	<b>4</b>	<b>0</b>

Domestic Violence Victims		
Offense	Reported	Cleared
Murder	0	0
Aggravated Assault	0	0
Simple Assault	0	0
Intimidation	0	0
Stalking	0	0
Forcible Rape	0	0
Forcible Sodomy	0	0
Sexual Assault W/Object	0	0
Forcible Fondling	0	0
Incest	0	0
Statutory Rape	0	0
Kidnapping/Abduction	0	0
<b>Total</b>	<b>0</b>	<b>0</b>

TIBRS Group B Arrests		
Offense	Adult	Juvenile
Bad Checks	0	0
Curfew/Vagrancy	0	0
Disorderly Conduct	0	0
DUI	0	0
Drunkenness	0	0
Family-Non Violent	0	0
Liquor Law Violations	0	0
Peeping Tom	0	0
Trespass	0	0
All Other Offenses	0	0
<b>Total Group B</b>	<b>0</b>	<b>0</b>



## Reelfoot Lake State Park - 2016

2015 Population Estimate	N/A	TIBRS Group A Offenses	Offenses		Arrests	
			Reported	Cleared	Adult	Juvenile
<b>Offense Overview</b>		<b>Crimes Against Persons</b>				
Offense Total	0	Murder	0	0	0	0
Number Cleared	0	Negligent Manslaughter	0	0	0	0
Percent Cleared	0.00 %	Negligent Vehicular Manslaughter	0	0	0	0
Group A Crimes per 100,000 population	N/A	Kidnapping/Abduction	0	0	0	0
		Forcible Rape	0	0	0	0
		Forcible Sodomy	0	0	0	0
		Sexual Assault W/Object	0	0	0	0
		Forcible Fondling	0	0	0	0
		Incest	0	0	0	0
		Statutory Rape	0	0	0	0
		Aggravated Assault	0	0	0	0
		Simple Assault	0	0	0	0
		Intimidation	0	0	0	0
		Stalking	0	0	0	0
		Commercial Sex Acts	0	0	0	0
Arrests per 100,000 population	N/A	Involuntary Servitude	0	0	0	0
Average number offenses/incident	0.00	<b>Crimes Against Property</b>				
		Arson	0	0	0	0
		Bribery	0	0	0	0
		Burglary	0	0	0	0
		Counterfeiting/Forgery	0	0	0	0
		Destruction/Damage/Vandalism	0	0	0	0
		Embezzlement	0	0	0	0
		Extortion/Blackmail	0	0	0	0
		Fraud - Computer Hacking/Invasion	0	0	0	0
		Fraud - Credit Card/ATM	0	0	0	0
		Fraud - False Pretenses	0	0	0	0
		Fraud - Identity Theft	0	0	0	0
		Fraud - Impersonation	0	0	0	0
		Fraud - Welfare	0	0	0	0
		Fraud - Wire	0	0	0	0
		Motor Vehicle Theft	0	0	0	0
		Robbery	0	0	0	0
		Stolen Property Offenses	0	0	0	0
		Theft - Pocket-picking	0	0	0	0
		Theft - Purse Snatching	0	0	0	0
		Theft - Shoplifting	0	0	0	0
		Theft From Building	0	0	0	0
		Theft From Coin Machine	0	0	0	0
		Theft From Motor Vehicle	0	0	0	0
		Theft of Motor Vehicle Parts	0	0	0	0
		Theft - All Other Larceny	0	0	0	0
		<b>Crimes Against Society</b>				
		Animal Cruelty	0	0	0	0
		Drug/Narcotic Violations	0	0	0	0
		Drug/Narcotic Equipment Violations	0	0	0	0
		Gambling - Betting/Wagering	0	0	0	0
		Gambling - Operating/Promoting	0	0	0	0
		Gambling - Equipment Violations	0	0	0	0
		Gambling - Sports Tampering	0	0	0	0
		Pornography/Obscene Material	0	0	0	0
		Prostitution	0	0	0	0
		Prostitution Assisting/Promoting	0	0	0	0
		Purchasing Prostitution	0	0	0	0
		Weapon Law Violations	0	0	0	0
		<b>Total Group A Offenses</b>	<b>0</b>	<b>0</b>	<b>0</b>	<b>0</b>

Domestic Violence Victims		
Offense	Reported	Cleared
Murder	0	0
Aggravated Assault	0	0
Simple Assault	0	0
Intimidation	0	0
Stalking	0	0
Forcible Rape	0	0
Forcible Sodomy	0	0
Sexual Assault W/Object	0	0
Forcible Fondling	0	0
Incest	0	0
Statutory Rape	0	0
Kidnapping/Abduction	0	0
<b>Total</b>	<b>0</b>	<b>0</b>

TIBRS Group B Arrests		
Offense	Adult	Juvenile
Bad Checks	0	0
Curfew/Vagrancy	0	0
Disorderly Conduct	0	0
DUI	0	0
Drunkenness	0	0
Family-Non Violent	0	0
Liquor Law Violations	0	0
Peeping Tom	0	0
Trespass	0	0
All Other Offenses	0	0
<b>Total Group B</b>	<b>0</b>	<b>0</b>



## Roan Mountain State Park - 2016

2015 Population Estimate	N/A	TIBRS Group A Offenses	Offenses		Arrests	
			Reported	Cleared	Adult	Juvenile
<b>Offense Overview</b>		<b>Crimes Against Persons</b>				
Offense Total	1	Murder	0	0	0	0
Number Cleared	1	Negligent Manslaughter	0	0	0	0
Percent Cleared	100.00 %	Negligent Vehicular Manslaughter	0	0	0	0
Group A Crimes per 100,000 population	N/A	Kidnapping/Abduction	0	0	0	0
		Forcible Rape	0	0	0	0
		Forcible Sodomy	0	0	0	0
		Sexual Assault W/Object	0	0	0	0
		Forcible Fondling	0	0	0	0
		Incest	0	0	0	0
		Statutory Rape	0	0	0	0
		Aggravated Assault	0	0	0	0
		Simple Assault	0	0	0	0
		Intimidation	0	0	0	0
		Stalking	0	0	0	0
		Commercial Sex Acts	0	0	0	0
		Involuntary Servitude	0	0	0	0
<b>Arrest Overview</b>		<b>Crimes Against Property</b>				
Total Arrests	1	Arson	0	0	0	0
Adult Arrests	1	Bribery	0	0	0	0
Juvenile Arrests	0	Burglary	0	0	0	0
Unknown Age	0	Counterfeiting/Forgery	0	0	0	0
Arrests per 100,000 population	N/A	Destruction/Damage/Vandalism	1	1	1	0
Average number offenses/incident	1.00	Embezzlement	0	0	0	0
		Extortion/Blackmail	0	0	0	0
		Fraud - Computer Hacking/Invasion	0	0	0	0
		Fraud - Credit Card/ATM	0	0	0	0
		Fraud - False Pretenses	0	0	0	0
		Fraud - Identity Theft	0	0	0	0
		Fraud - Impersonation	0	0	0	0
		Fraud - Welfare	0	0	0	0
		Fraud - Wire	0	0	0	0
		Motor Vehicle Theft	0	0	0	0
		Robbery	0	0	0	0
		Stolen Property Offenses	0	0	0	0
		Theft - Pocket-picking	0	0	0	0
		Theft - Purse Snatching	0	0	0	0
		Theft - Shoplifting	0	0	0	0
		Theft From Building	0	0	0	0
		Theft From Coin Machine	0	0	0	0
		Theft From Motor Vehicle	0	0	0	0
		Theft of Motor Vehicle Parts	0	0	0	0
		Theft - All Other Larceny	0	0	0	0
		<b>Crimes Against Society</b>				
		Animal Cruelty	0	0	0	0
		Drug/Narcotic Violations	0	0	0	0
		Drug/Narcotic Equipment Violations	0	0	0	0
		Gambling - Betting/Wagering	0	0	0	0
		Gambling - Operating/Promoting	0	0	0	0
		Gambling - Equipment Violations	0	0	0	0
		Gambling - Sports Tampering	0	0	0	0
		Pornography/Obscene Material	0	0	0	0
		Prostitution	0	0	0	0
		Prostitution Assisting/Promoting	0	0	0	0
		Purchasing Prostitution	0	0	0	0
		Weapon Law Violations	0	0	0	0
		<b>Total Group A Offenses</b>	<b>1</b>	<b>1</b>	<b>1</b>	<b>0</b>

Domestic Violence Victims		
Offense	Reported	Cleared
Murder	0	0
Aggravated Assault	0	0
Simple Assault	0	0
Intimidation	0	0
Stalking	0	0
Forcible Rape	0	0
Forcible Sodomy	0	0
Sexual Assault W/Object	0	0
Forcible Fondling	0	0
Incest	0	0
Statutory Rape	0	0
Kidnapping/Abduction	0	0
<b>Total</b>	<b>0</b>	<b>0</b>

TIBRS Group B Arrests		
Offense	Adult	Juvenile
Bad Checks	0	0
Curfew/Vagrancy	0	0
Disorderly Conduct	0	0
DUI	0	0
Drunkenness	0	0
Family-Non Violent	0	0
Liquor Law Violations	0	0
Peeping Tom	0	0
Trespass	0	0
All Other Offenses	0	0
<b>Total Group B</b>	<b>0</b>	<b>0</b>



## Rock Island State Park - 2016

2015 Population Estimate	N/A	TIBRS Group A Offenses	Offenses		Arrests	
			Reported	Cleared	Adult	Juvenile
<b>Offense Overview</b>		<b>Crimes Against Persons</b>				
Offense Total	16	Murder	0	0	0	0
Number Cleared	8	Negligent Manslaughter	0	0	0	0
Percent Cleared	50.00 %	Negligent Vehicular Manslaughter	0	0	0	0
Group A Crimes per 100,000 population	N/A	Kidnapping/Abduction	0	0	0	0
		Forcible Rape	0	0	0	0
		Forcible Sodomy	0	0	0	0
		Sexual Assault W/Object	0	0	0	0
		Forcible Fondling	0	0	0	0
		Incest	0	0	0	0
		Statutory Rape	0	0	0	0
		Aggravated Assault	0	0	0	0
		Simple Assault	0	0	0	0
		Intimidation	0	0	0	0
		Stalking	0	0	0	0
		Commercial Sex Acts	0	0	0	0
		Involuntary Servitude	0	0	0	0
		<b>Crimes Against Property</b>				
		Arson	0	0	0	0
		Bribery	0	0	0	0
		Burglary	1	0	0	0
		Counterfeiting/Forgery	0	0	0	0
		Destruction/Damage/Vandalism	1	0	0	0
		Embezzlement	0	0	0	0
		Extortion/Blackmail	0	0	0	0
		Fraud - Computer Hacking/Invasion	0	0	0	0
		Fraud - Credit Card/ATM	0	0	0	0
		Fraud - False Pretenses	0	0	0	0
		Fraud - Identity Theft	0	0	0	0
		Fraud - Impersonation	0	0	0	0
		Fraud - Welfare	0	0	0	0
		Fraud - Wire	0	0	0	0
		Motor Vehicle Theft	0	0	0	0
		Robbery	0	0	0	0
		Stolen Property Offenses	0	0	0	0
		Theft - Pocket-picking	0	0	0	0
		Theft - Purse Snatching	0	0	0	0
		Theft - Shoplifting	0	0	0	0
		Theft From Building	1	0	0	0
		Theft From Coin Machine	0	0	0	0
		Theft From Motor Vehicle	4	1	1	0
		Theft of Motor Vehicle Parts	0	0	0	0
		Theft - All Other Larceny	2	0	0	0
		<b>Crimes Against Society</b>				
		Animal Cruelty	0	0	0	0
		Drug/Narcotic Violations	3	3	6	0
		Drug/Narcotic Equipment Violations	3	3	0	0
		Gambling - Betting/Wagering	0	0	0	0
		Gambling - Operating/Promoting	0	0	0	0
		Gambling - Equipment Violations	0	0	0	0
		Gambling - Sports Tampering	0	0	0	0
		Pornography/Obscene Material	0	0	0	0
		Prostitution	0	0	0	0
		Prostitution Assisting/Promoting	0	0	0	0
		Purchasing Prostitution	0	0	0	0
		Weapon Law Violations	1	1	0	0
		<b>Total Group A Offenses</b>	<b>16</b>	<b>8</b>	<b>7</b>	<b>0</b>
<b>Arrest Overview</b>						
Total Arrests	36					
Adult Arrests	35					
Juvenile Arrests	1					
Unknown Age	0					
Arrests per 100,000 population	N/A					
Average number offenses/incident	1.45					

Domestic Violence Victims		
Offense	Reported	Cleared
Murder	0	0
Aggravated Assault	0	0
Simple Assault	0	0
Intimidation	0	0
Stalking	0	0
Forcible Rape	0	0
Forcible Sodomy	0	0
Sexual Assault W/Object	0	0
Forcible Fondling	0	0
Incest	0	0
Statutory Rape	0	0
Kidnapping/Abduction	0	0
<b>Total</b>	<b>0</b>	<b>0</b>

TIBRS Group B Arrests		
Offense	Adult	Juvenile
Bad Checks	0	0
Curfew/Vagrancy	0	0
Disorderly Conduct	2	1
DUI	1	0
Drunkenness	3	0
Family-Non Violent	0	0
Liquor Law Violations	15	0
Peeping Tom	0	0
Trespass	0	0
All Other Offenses	7	0
<b>Total Group B</b>	<b>28</b>	<b>1</b>



# Rocky Fork State Park - 2016

2015 Population Estimate	N/A	TIBRS Group A Offenses	Offenses		Arrests	
			Reported	Cleared	Adult	Juvenile
<b>Offense Overview</b>		<b>Crimes Against Persons</b>				
Offense Total	0	Murder	0	0	0	0
Number Cleared	0	Negligent Manslaughter	0	0	0	0
Percent Cleared	0.00 %	Negligent Vehicular Manslaughter	0	0	0	0
Group A Crimes per 100,000 population	N/A	Kidnapping/Abduction	0	0	0	0
		Forcible Rape	0	0	0	0
		Forcible Sodomy	0	0	0	0
		Sexual Assault W/Object	0	0	0	0
		Forcible Fondling	0	0	0	0
		Incest	0	0	0	0
		Statutory Rape	0	0	0	0
		Aggravated Assault	0	0	0	0
		Simple Assault	0	0	0	0
		Intimidation	0	0	0	0
		Stalking	0	0	0	0
		Commercial Sex Acts	0	0	0	0
		Involuntary Servitude	0	0	0	0
<b>Arrest Overview</b>		<b>Crimes Against Property</b>				
Total Arrests	0	Arson	0	0	0	0
Adult Arrests	0	Bribery	0	0	0	0
Juvenile Arrests	0	Burglary	0	0	0	0
Unknown Age	0	Counterfeiting/Forgery	0	0	0	0
Arrests per 100,000 population	N/A	Destruction/Damage/Vandalism	0	0	0	0
Average number offenses/incident	0.00	Embezzlement	0	0	0	0
		Extortion/Blackmail	0	0	0	0
		Fraud - Computer Hacking/Invasion	0	0	0	0
		Fraud - Credit Card/ATM	0	0	0	0
		Fraud - False Pretenses	0	0	0	0
		Fraud - Identity Theft	0	0	0	0
		Fraud - Impersonation	0	0	0	0
		Fraud - Welfare	0	0	0	0
		Fraud - Wire	0	0	0	0
		Motor Vehicle Theft	0	0	0	0
		Robbery	0	0	0	0
		Stolen Property Offenses	0	0	0	0
		Theft - Pocket-picking	0	0	0	0
		Theft - Purse Snatching	0	0	0	0
		Theft - Shoplifting	0	0	0	0
		Theft From Building	0	0	0	0
		Theft From Coin Machine	0	0	0	0
		Theft From Motor Vehicle	0	0	0	0
		Theft of Motor Vehicle Parts	0	0	0	0
		Theft - All Other Larceny	0	0	0	0
		<b>Crimes Against Society</b>				
		Animal Cruelty	0	0	0	0
		Drug/Narcotic Violations	0	0	0	0
		Drug/Narcotic Equipment Violations	0	0	0	0
		Gambling - Betting/Wagering	0	0	0	0
		Gambling - Operating/Promoting	0	0	0	0
		Gambling - Equipment Violations	0	0	0	0
		Gambling - Sports Tampering	0	0	0	0
		Pornography/Obscene Material	0	0	0	0
		Prostitution	0	0	0	0
		Prostitution Assisting/Promoting	0	0	0	0
		Purchasing Prostitution	0	0	0	0
		Weapon Law Violations	0	0	0	0
		<b>Total Group A Offenses</b>	<b>0</b>	<b>0</b>	<b>0</b>	<b>0</b>

Domestic Violence Victims		
Offense	Reported	Cleared
Murder	0	0
Aggravated Assault	0	0
Simple Assault	0	0
Intimidation	0	0
Stalking	0	0
Forcible Rape	0	0
Forcible Sodomy	0	0
Sexual Assault W/Object	0	0
Forcible Fondling	0	0
Incest	0	0
Statutory Rape	0	0
Kidnapping/Abduction	0	0
<b>Total</b>	<b>0</b>	<b>0</b>

TIBRS Group B Arrests		
Offense	Adult	Juvenile
Bad Checks	0	0
Curfew/Vagrancy	0	0
Disorderly Conduct	0	0
DUI	0	0
Drunkenness	0	0
Family-Non Violent	0	0
Liquor Law Violations	0	0
Peeping Tom	0	0
Trespass	0	0
All Other Offenses	0	0
<b>Total Group B</b>	<b>0</b>	<b>0</b>



## Seven Islands State Birding Park - 2016

2015 Population Estimate	N/A	TIBRS Group A Offenses	Offenses		Arrests	
			Reported	Cleared	Adult	Juvenile
<b>Offense Overview</b>		<b>Crimes Against Persons</b>				
Offense Total	1	Murder	0	0	0	0
Number Cleared	0	Negligent Manslaughter	0	0	0	0
Percent Cleared	0.00 %	Negligent Vehicular Manslaughter	0	0	0	0
Group A Crimes per 100,000 population	N/A	Kidnapping/Abduction	0	0	0	0
		Forcible Rape	0	0	0	0
		Forcible Sodomy	0	0	0	0
		Sexual Assault W/Object	0	0	0	0
		Forcible Fondling	0	0	0	0
		Incest	0	0	0	0
		Statutory Rape	0	0	0	0
		Aggravated Assault	0	0	0	0
		Simple Assault	0	0	0	0
		Intimidation	0	0	0	0
		Stalking	0	0	0	0
		Commercial Sex Acts	0	0	0	0
Arrests per 100,000 population	N/A	Involuntary Servitude	0	0	0	0
Average number offenses/incident	1.00	<b>Crimes Against Property</b>				
		Arson	0	0	0	0
		Bribery	0	0	0	0
		Burglary	0	0	0	0
		Counterfeiting/Forgery	0	0	0	0
		Destruction/Damage/Vandalism	0	0	0	0
		Embezzlement	0	0	0	0
		Extortion/Blackmail	0	0	0	0
		Fraud - Computer Hacking/Invasion	0	0	0	0
		Fraud - Credit Card/ATM	0	0	0	0
		Fraud - False Pretenses	0	0	0	0
		Fraud - Identity Theft	0	0	0	0
		Fraud - Impersonation	0	0	0	0
		Fraud - Welfare	0	0	0	0
		Fraud - Wire	0	0	0	0
		Motor Vehicle Theft	0	0	0	0
		Robbery	0	0	0	0
		Stolen Property Offenses	0	0	0	0
		Theft - Pocket-picking	0	0	0	0
		Theft - Purse Snatching	0	0	0	0
		Theft - Shoplifting	0	0	0	0
		Theft From Building	0	0	0	0
		Theft From Coin Machine	0	0	0	0
		Theft From Motor Vehicle	0	0	0	0
		Theft of Motor Vehicle Parts	0	0	0	0
		Theft - All Other Larceny	1	0	0	0
		<b>Crimes Against Society</b>				
		Animal Cruelty	0	0	0	0
		Drug/Narcotic Violations	0	0	0	0
		Drug/Narcotic Equipment Violations	0	0	0	0
		Gambling - Betting/Wagering	0	0	0	0
		Gambling - Operating/Promoting	0	0	0	0
		Gambling - Equipment Violations	0	0	0	0
		Gambling - Sports Tampering	0	0	0	0
		Pornography/Obscene Material	0	0	0	0
		Prostitution	0	0	0	0
		Prostitution Assisting/Promoting	0	0	0	0
		Purchasing Prostitution	0	0	0	0
		Weapon Law Violations	0	0	0	0
		<b>Total Group A Offenses</b>	<b>1</b>	<b>0</b>	<b>0</b>	<b>0</b>

Domestic Violence Victims		
Offense	Reported	Cleared
Murder	0	0
Aggravated Assault	0	0
Simple Assault	0	0
Intimidation	0	0
Stalking	0	0
Forcible Rape	0	0
Forcible Sodomy	0	0
Sexual Assault W/Object	0	0
Forcible Fondling	0	0
Incest	0	0
Statutory Rape	0	0
Kidnapping/Abduction	0	0
<b>Total</b>	<b>0</b>	<b>0</b>

TIBRS Group B Arrests		
Offense	Adult	Juvenile
Bad Checks	0	0
Curfew/Vagrancy	0	0
Disorderly Conduct	0	0
DUI	0	0
Drunkenness	0	0
Family-Non Violent	0	0
Liquor Law Violations	0	0
Peeping Tom	0	0
Trespass	0	0
All Other Offenses	0	0
<b>Total Group B</b>	<b>0</b>	<b>0</b>



## Sgt Alvin C. York State Park - 2016

2015 Population Estimate	N/A	TIBRS Group A Offenses	Offenses		Arrests	
			Reported	Cleared	Adult	Juvenile
<b>Offense Overview</b>		<b>Crimes Against Persons</b>				
Offense Total	0	Murder	0	0	0	0
Number Cleared	0	Negligent Manslaughter	0	0	0	0
Percent Cleared	0.00 %	Negligent Vehicular Manslaughter	0	0	0	0
Group A Crimes per 100,000 population	N/A	Kidnapping/Abduction	0	0	0	0
		Forcible Rape	0	0	0	0
		Forcible Sodomy	0	0	0	0
		Sexual Assault W/Object	0	0	0	0
		Forcible Fondling	0	0	0	0
		Incest	0	0	0	0
		Statutory Rape	0	0	0	0
		Aggravated Assault	0	0	0	0
		Simple Assault	0	0	0	0
		Intimidation	0	0	0	0
		Stalking	0	0	0	0
		Commercial Sex Acts	0	0	0	0
Arrests per 100,000 population	N/A	Involuntary Servitude	0	0	0	0
Average number offenses/incident	0.00	<b>Crimes Against Property</b>				
		Arson	0	0	0	0
		Bribery	0	0	0	0
		Burglary	0	0	0	0
		Counterfeiting/Forgery	0	0	0	0
		Destruction/Damage/Vandalism	0	0	0	0
		Embezzlement	0	0	0	0
		Extortion/Blackmail	0	0	0	0
		Fraud - Computer Hacking/Invasion	0	0	0	0
		Fraud - Credit Card/ATM	0	0	0	0
		Fraud - False Pretenses	0	0	0	0
		Fraud - Identity Theft	0	0	0	0
		Fraud - Impersonation	0	0	0	0
		Fraud - Welfare	0	0	0	0
		Fraud - Wire	0	0	0	0
		Motor Vehicle Theft	0	0	0	0
		Robbery	0	0	0	0
		Stolen Property Offenses	0	0	0	0
		Theft - Pocket-picking	0	0	0	0
		Theft - Purse Snatching	0	0	0	0
		Theft - Shoplifting	0	0	0	0
		Theft From Building	0	0	0	0
		Theft From Coin Machine	0	0	0	0
		Theft From Motor Vehicle	0	0	0	0
		Theft of Motor Vehicle Parts	0	0	0	0
		Theft - All Other Larceny	0	0	0	0
		<b>Crimes Against Society</b>				
		Animal Cruelty	0	0	0	0
		Drug/Narcotic Violations	0	0	0	0
		Drug/Narcotic Equipment Violations	0	0	0	0
		Gambling - Betting/Wagering	0	0	0	0
		Gambling - Operating/Promoting	0	0	0	0
		Gambling - Equipment Violations	0	0	0	0
		Gambling - Sports Tampering	0	0	0	0
		Pornography/Obscene Material	0	0	0	0
		Prostitution	0	0	0	0
		Prostitution Assisting/Promoting	0	0	0	0
		Purchasing Prostitution	0	0	0	0
		Weapon Law Violations	0	0	0	0
		<b>Total Group A Offenses</b>	<b>0</b>	<b>0</b>	<b>0</b>	<b>0</b>

Domestic Violence Victims		
Offense	Reported	Cleared
Murder	0	0
Aggravated Assault	0	0
Simple Assault	0	0
Intimidation	0	0
Stalking	0	0
Forcible Rape	0	0
Forcible Sodomy	0	0
Sexual Assault W/Object	0	0
Forcible Fondling	0	0
Incest	0	0
Statutory Rape	0	0
Kidnapping/Abduction	0	0
<b>Total</b>	<b>0</b>	<b>0</b>

TIBRS Group B Arrests		
Offense	Adult	Juvenile
Bad Checks	0	0
Curfew/Vagrancy	0	0
Disorderly Conduct	0	0
DUI	0	0
Drunkenness	0	0
Family-Non Violent	0	0
Liquor Law Violations	0	0
Peeping Tom	0	0
Trespass	0	0
All Other Offenses	0	0
<b>Total Group B</b>	<b>0</b>	<b>0</b>





## South Cumberland Natural Area - 2016

			Offenses		Arrests	
			Reported	Cleared	Adult	Juvenile
<b>2015 Population Estimate</b>	N/A	<b>TIBRS Group A Offenses</b>				
<b>Offense Overview</b>		<b>Crimes Against Persons</b>				
Offense Total	16	Murder	0	0	0	0
Number Cleared	14	Negligent Manslaughter	0	0	0	0
Percent Cleared	87.50 %	Negligent Vehicular Manslaughter	0	0	0	0
Group A Crimes per 100,000 population	N/A	Kidnapping/Abduction	0	0	0	0
		Forcible Rape	0	0	0	0
		Forcible Sodomy	0	0	0	0
		Sexual Assault W/Object	0	0	0	0
		Forcible Fondling	0	0	0	0
		Incest	0	0	0	0
		Statutory Rape	0	0	0	0
		Aggravated Assault	0	0	0	0
		Simple Assault	0	0	0	0
		Intimidation	0	0	0	0
		Stalking	0	0	0	0
		Commercial Sex Acts	0	0	0	0
		Involuntary Servitude	0	0	0	0
		<b>Crimes Against Property</b>				
		Arson	1	0	0	0
		Bribery	0	0	0	0
		Burglary	0	0	0	0
		Counterfeiting/Forgery	0	0	0	0
		Destruction/Damage/Vandalism	0	0	0	0
		Embezzlement	0	0	0	0
		Extortion/Blackmail	0	0	0	0
		Fraud - Computer Hacking/Invasion	0	0	0	0
		Fraud - Credit Card/ATM	0	0	0	0
		Fraud - False Pretenses	0	0	0	0
		Fraud - Identity Theft	0	0	0	0
		Fraud - Impersonation	0	0	0	0
		Fraud - Welfare	0	0	0	0
		Fraud - Wire	0	0	0	0
		Motor Vehicle Theft	0	0	0	0
		Robbery	0	0	0	0
		Stolen Property Offenses	0	0	0	0
		Theft - Pocket-picking	0	0	0	0
		Theft - Purse Snatching	0	0	0	0
		Theft - Shoplifting	0	0	0	0
		Theft From Building	0	0	0	0
		Theft From Coin Machine	0	0	0	0
		Theft From Motor Vehicle	1	0	0	0
		Theft of Motor Vehicle Parts	0	0	0	0
		Theft - All Other Larceny	0	0	0	0
		<b>Crimes Against Society</b>				
		Animal Cruelty	0	0	0	0
		Drug/Narcotic Violations	7	7	7	0
		Drug/Narcotic Equipment Violations	7	7	1	0
		Gambling - Betting/Wagering	0	0	0	0
		Gambling - Operating/Promoting	0	0	0	0
		Gambling - Equipment Violations	0	0	0	0
		Gambling - Sports Tampering	0	0	0	0
		Pornography/Obscene Material	0	0	0	0
		Prostitution	0	0	0	0
		Prostitution Assisting/Promoting	0	0	0	0
		Purchasing Prostitution	0	0	0	0
		Weapon Law Violations	0	0	0	0
		<b>Total Group A Offenses</b>	<b>16</b>	<b>14</b>	<b>8</b>	<b>0</b>

Domestic Violence Victims		
Offense	Reported	Cleared
Murder	0	0
Aggravated Assault	0	0
Simple Assault	0	0
Intimidation	0	0
Stalking	0	0
Forcible Rape	0	0
Forcible Sodomy	0	0
Sexual Assault W/Object	0	0
Forcible Fondling	0	0
Incest	0	0
Statutory Rape	0	0
Kidnapping/Abduction	0	0
<b>Total</b>	<b>0</b>	<b>0</b>

TIBRS Group B Arrests		
Offense	Adult	Juvenile
Bad Checks	0	0
Curfew/Vagrancy	0	0
Disorderly Conduct	0	0
DUI	0	0
Drunkenness	0	0
Family-Non Violent	0	0
Liquor Law Violations	28	0
Peeping Tom	0	0
Trespass	5	0
All Other Offenses	9	0
<b>Total Group B</b>	<b>42</b>	<b>0</b>



## Standing Stone State Park - 2016

2015 Population Estimate	N/A	TIBRS Group A Offenses	Offenses		Arrests	
			Reported	Cleared	Adult	Juvenile
<b>Offense Overview</b>		<b>Crimes Against Persons</b>				
Offense Total	4	Murder	0	0	0	0
Number Cleared	1	Negligent Manslaughter	0	0	0	0
Percent Cleared	25.00 %	Negligent Vehicular Manslaughter	0	0	0	0
Group A Crimes per 100,000 population	N/A	Kidnapping/Abduction	0	0	0	0
		Forcible Rape	0	0	0	0
		Forcible Sodomy	0	0	0	0
		Sexual Assault W/Object	0	0	0	0
		Forcible Fondling	0	0	0	0
		Incest	0	0	0	0
		Statutory Rape	0	0	0	0
		Aggravated Assault	0	0	0	0
		Simple Assault	0	0	0	0
		Intimidation	0	0	0	0
		Stalking	0	0	0	0
		Commercial Sex Acts	0	0	0	0
		Involuntary Servitude	0	0	0	0
<b>Arrest Overview</b>		<b>Crimes Against Property</b>				
Total Arrests	4	Arson	0	0	0	0
Adult Arrests	4	Bribery	0	0	0	0
Juvenile Arrests	0	Burglary	1	0	0	0
Unknown Age	0	Counterfeiting/Forgery	0	0	0	0
Arrests per 100,000 population	N/A	Destruction/Damage/Vandalism	1	0	0	0
Average number offenses/incident	1.00	Embezzlement	0	0	0	0
		Extortion/Blackmail	0	0	0	0
		Fraud - Computer Hacking/Invasion	0	0	0	0
		Fraud - Credit Card/ATM	0	0	0	0
		Fraud - False Pretenses	0	0	0	0
		Fraud - Identity Theft	0	0	0	0
		Fraud - Impersonation	0	0	0	0
		Fraud - Welfare	0	0	0	0
		Fraud - Wire	0	0	0	0
		Motor Vehicle Theft	0	0	0	0
		Robbery	0	0	0	0
		Stolen Property Offenses	0	0	0	0
		Theft - Pocket-picking	0	0	0	0
		Theft - Purse Snatching	0	0	0	0
		Theft - Shoplifting	0	0	0	0
		Theft From Building	0	0	0	0
		Theft From Coin Machine	0	0	0	0
		Theft From Motor Vehicle	0	0	0	0
		Theft of Motor Vehicle Parts	0	0	0	0
		Theft - All Other Larceny	2	1	1	0
		<b>Crimes Against Society</b>				
		Animal Cruelty	0	0	0	0
		Drug/Narcotic Violations	0	0	0	0
		Drug/Narcotic Equipment Violations	0	0	0	0
		Gambling - Betting/Wagering	0	0	0	0
		Gambling - Operating/Promoting	0	0	0	0
		Gambling - Equipment Violations	0	0	0	0
		Gambling - Sports Tampering	0	0	0	0
		Pornography/Obscene Material	0	0	0	0
		Prostitution	0	0	0	0
		Prostitution Assisting/Promoting	0	0	0	0
		Purchasing Prostitution	0	0	0	0
		Weapon Law Violations	0	0	0	0
		<b>Total Group A Offenses</b>	<b>4</b>	<b>1</b>	<b>1</b>	<b>0</b>

Domestic Violence Victims		
Offense	Reported	Cleared
Murder	0	0
Aggravated Assault	0	0
Simple Assault	0	0
Intimidation	0	0
Stalking	0	0
Forcible Rape	0	0
Forcible Sodomy	0	0
Sexual Assault W/Object	0	0
Forcible Fondling	0	0
Incest	0	0
Statutory Rape	0	0
Kidnapping/Abduction	0	0
<b>Total</b>	<b>0</b>	<b>0</b>

TIBRS Group B Arrests		
Offense	Adult	Juvenile
Bad Checks	0	0
Curfew/Vagrancy	0	0
Disorderly Conduct	0	0
DUI	1	0
Drunkenness	0	0
Family-Non Violent	0	0
Liquor Law Violations	0	0
Peeping Tom	0	0
Trespass	0	0
All Other Offenses	2	0
<b>Total Group B</b>	<b>3</b>	<b>0</b>



# Sycamore Shoals State Historic Park - 2016

2015 Population Estimate	N/A	TIBRS Group A Offenses	Offenses		Arrests	
			Reported	Cleared	Adult	Juvenile
<b>Offense Overview</b>		<b>Crimes Against Persons</b>				
Offense Total	0	Murder	0	0	0	0
Number Cleared	0	Negligent Manslaughter	0	0	0	0
Percent Cleared	0.00 %	Negligent Vehicular Manslaughter	0	0	0	0
Group A Crimes per 100,000 population	N/A	Kidnapping/Abduction	0	0	0	0
		Forcible Rape	0	0	0	0
		Forcible Sodomy	0	0	0	0
		Sexual Assault W/Object	0	0	0	0
		Forcible Fondling	0	0	0	0
		Incest	0	0	0	0
		Statutory Rape	0	0	0	0
		Aggravated Assault	0	0	0	0
		Simple Assault	0	0	0	0
		Intimidation	0	0	0	0
		Stalking	0	0	0	0
		Commercial Sex Acts	0	0	0	0
		Involuntary Servitude	0	0	0	0
<b>Arrest Overview</b>		<b>Crimes Against Property</b>				
Total Arrests	0	Arson	0	0	0	0
Adult Arrests	0	Bribery	0	0	0	0
Juvenile Arrests	0	Burglary	0	0	0	0
Unknown Age	0	Counterfeiting/Forgery	0	0	0	0
Arrests per 100,000 population	N/A	Destruction/Damage/Vandalism	0	0	0	0
Average number offenses/incident	0.00	Embezzlement	0	0	0	0
		Extortion/Blackmail	0	0	0	0
		Fraud - Computer Hacking/Invasion	0	0	0	0
		Fraud - Credit Card/ATM	0	0	0	0
		Fraud - False Pretenses	0	0	0	0
		Fraud - Identity Theft	0	0	0	0
		Fraud - Impersonation	0	0	0	0
		Fraud - Welfare	0	0	0	0
		Fraud - Wire	0	0	0	0
		Motor Vehicle Theft	0	0	0	0
		Robbery	0	0	0	0
		Stolen Property Offenses	0	0	0	0
		Theft - Pocket-picking	0	0	0	0
		Theft - Purse Snatching	0	0	0	0
		Theft - Shoplifting	0	0	0	0
		Theft From Building	0	0	0	0
		Theft From Coin Machine	0	0	0	0
		Theft From Motor Vehicle	0	0	0	0
		Theft of Motor Vehicle Parts	0	0	0	0
		Theft - All Other Larceny	0	0	0	0
		<b>Crimes Against Society</b>				
		Animal Cruelty	0	0	0	0
		Drug/Narcotic Violations	0	0	0	0
		Drug/Narcotic Equipment Violations	0	0	0	0
		Gambling - Betting/Wagering	0	0	0	0
		Gambling - Operating/Promoting	0	0	0	0
		Gambling - Equipment Violations	0	0	0	0
		Gambling - Sports Tampering	0	0	0	0
		Pornography/Obscene Material	0	0	0	0
		Prostitution	0	0	0	0
		Prostitution Assisting/Promoting	0	0	0	0
		Purchasing Prostitution	0	0	0	0
		Weapon Law Violations	0	0	0	0
		<b>Total Group A Offenses</b>	<b>0</b>	<b>0</b>	<b>0</b>	<b>0</b>

Domestic Violence Victims		
Offense	Reported	Cleared
Murder	0	0
Aggravated Assault	0	0
Simple Assault	0	0
Intimidation	0	0
Stalking	0	0
Forcible Rape	0	0
Forcible Sodomy	0	0
Sexual Assault W/Object	0	0
Forcible Fondling	0	0
Incest	0	0
Statutory Rape	0	0
Kidnapping/Abduction	0	0
<b>Total</b>	<b>0</b>	<b>0</b>

TIBRS Group B Arrests		
Offense	Adult	Juvenile
Bad Checks	0	0
Curfew/Vagrancy	0	0
Disorderly Conduct	0	0
DUI	0	0
Drunkenness	0	0
Family-Non Violent	0	0
Liquor Law Violations	0	0
Peeping Tom	0	0
Trespass	0	0
All Other Offenses	0	0
<b>Total Group B</b>	<b>0</b>	<b>0</b>



## T.O. Fuller State Park - 2016

2015 Population Estimate	N/A	TIBRS Group A Offenses	Offenses		Arrests	
			Reported	Cleared	Adult	Juvenile
<b>Offense Overview</b>		<b>Crimes Against Persons</b>				
Offense Total	0	Murder	0	0	0	0
Number Cleared	0	Negligent Manslaughter	0	0	0	0
Percent Cleared	0.00 %	Negligent Vehicular Manslaughter	0	0	0	0
Group A Crimes per 100,000 population	N/A	Kidnapping/Abduction	0	0	0	0
		Forcible Rape	0	0	0	0
		Forcible Sodomy	0	0	0	0
		Sexual Assault W/Object	0	0	0	0
		Forcible Fondling	0	0	0	0
		Incest	0	0	0	0
		Statutory Rape	0	0	0	0
		Aggravated Assault	0	0	0	0
		Simple Assault	0	0	0	0
		Intimidation	0	0	0	0
		Stalking	0	0	0	0
		Commercial Sex Acts	0	0	0	0
Arrests per 100,000 population	N/A	Involuntary Servitude	0	0	0	0
Average number offenses/incident	0.00	<b>Crimes Against Property</b>				
		Arson	0	0	0	0
		Bribery	0	0	0	0
		Burglary	0	0	0	0
		Counterfeiting/Forgery	0	0	0	0
		Destruction/Damage/Vandalism	0	0	0	0
		Embezzlement	0	0	0	0
		Extortion/Blackmail	0	0	0	0
		Fraud - Computer Hacking/Invasion	0	0	0	0
		Fraud - Credit Card/ATM	0	0	0	0
		Fraud - False Pretenses	0	0	0	0
		Fraud - Identity Theft	0	0	0	0
		Fraud - Impersonation	0	0	0	0
		Fraud - Welfare	0	0	0	0
		Fraud - Wire	0	0	0	0
		Motor Vehicle Theft	0	0	0	0
		Robbery	0	0	0	0
		Stolen Property Offenses	0	0	0	0
		Theft - Pocket-picking	0	0	0	0
		Theft - Purse Snatching	0	0	0	0
		Theft - Shoplifting	0	0	0	0
		Theft From Building	0	0	0	0
		Theft From Coin Machine	0	0	0	0
		Theft From Motor Vehicle	0	0	0	0
		Theft of Motor Vehicle Parts	0	0	0	0
		Theft - All Other Larceny	0	0	0	0
		<b>Crimes Against Society</b>				
		Animal Cruelty	0	0	0	0
		Drug/Narcotic Violations	0	0	0	0
		Drug/Narcotic Equipment Violations	0	0	0	0
		Gambling - Betting/Wagering	0	0	0	0
		Gambling - Operating/Promoting	0	0	0	0
		Gambling - Equipment Violations	0	0	0	0
		Gambling - Sports Tampering	0	0	0	0
		Pornography/Obscene Material	0	0	0	0
		Prostitution	0	0	0	0
		Prostitution Assisting/Promoting	0	0	0	0
		Purchasing Prostitution	0	0	0	0
		Weapon Law Violations	0	0	0	0
		<b>Total Group A Offenses</b>	<b>0</b>	<b>0</b>	<b>0</b>	<b>0</b>

Domestic Violence Victims		
Offense	Reported	Cleared
Murder	0	0
Aggravated Assault	0	0
Simple Assault	0	0
Intimidation	0	0
Stalking	0	0
Forcible Rape	0	0
Forcible Sodomy	0	0
Sexual Assault W/Object	0	0
Forcible Fondling	0	0
Incest	0	0
Statutory Rape	0	0
Kidnapping/Abduction	0	0
<b>Total</b>	<b>0</b>	<b>0</b>

TIBRS Group B Arrests		
Offense	Adult	Juvenile
Bad Checks	0	0
Curfew/Vagrancy	0	0
Disorderly Conduct	0	0
DUI	0	0
Drunkenness	0	0
Family-Non Violent	0	0
Liquor Law Violations	0	0
Peeping Tom	0	0
Trespass	0	0
All Other Offenses	0	0
<b>Total Group B</b>	<b>0</b>	<b>0</b>



## Tim's Ford State Park - 2016

2015 Population Estimate	N/A	TIBRS Group A Offenses	Offenses		Arrests	
			Reported	Cleared	Adult	Juvenile
<b>Offense Overview</b>		<b>Crimes Against Persons</b>				
Offense Total	2	Murder	0	0	0	0
Number Cleared	0	Negligent Manslaughter	0	0	0	0
Percent Cleared	0.00 %	Negligent Vehicular Manslaughter	0	0	0	0
Group A Crimes per 100,000 population	N/A	Kidnapping/Abduction	0	0	0	0
		Forcible Rape	0	0	0	0
		Forcible Sodomy	0	0	0	0
		Sexual Assault W/Object	0	0	0	0
		Forcible Fondling	0	0	0	0
		Incest	0	0	0	0
		Statutory Rape	0	0	0	0
		Aggravated Assault	0	0	0	0
		Simple Assault	0	0	0	0
		Intimidation	0	0	0	0
		Stalking	0	0	0	0
		Commercial Sex Acts	0	0	0	0
		Involuntary Servitude	0	0	0	0
<b>Arrest Overview</b>		<b>Crimes Against Property</b>				
Total Arrests	1	Arson	0	0	0	0
Adult Arrests	1	Bribery	0	0	0	0
Juvenile Arrests	0	Burglary	0	0	0	0
Unknown Age	0	Counterfeiting/Forgery	0	0	0	0
Arrests per 100,000 population	N/A	Destruction/Damage/Vandalism	2	0	0	0
Average number offenses/incident	1.00	Embezzlement	0	0	0	0
		Extortion/Blackmail	0	0	0	0
		Fraud - Computer Hacking/Invasion	0	0	0	0
		Fraud - Credit Card/ATM	0	0	0	0
		Fraud - False Pretenses	0	0	0	0
		Fraud - Identity Theft	0	0	0	0
		Fraud - Impersonation	0	0	0	0
		Fraud - Welfare	0	0	0	0
		Fraud - Wire	0	0	0	0
		Motor Vehicle Theft	0	0	0	0
		Robbery	0	0	0	0
		Stolen Property Offenses	0	0	0	0
		Theft - Pocket-picking	0	0	0	0
		Theft - Purse Snatching	0	0	0	0
		Theft - Shoplifting	0	0	0	0
		Theft From Building	0	0	0	0
		Theft From Coin Machine	0	0	0	0
		Theft From Motor Vehicle	0	0	0	0
		Theft of Motor Vehicle Parts	0	0	0	0
		Theft - All Other Larceny	0	0	0	0
		<b>Crimes Against Society</b>				
		Animal Cruelty	0	0	0	0
		Drug/Narcotic Violations	0	0	0	0
		Drug/Narcotic Equipment Violations	0	0	0	0
		Gambling - Betting/Wagering	0	0	0	0
		Gambling - Operating/Promoting	0	0	0	0
		Gambling - Equipment Violations	0	0	0	0
		Gambling - Sports Tampering	0	0	0	0
		Pornography/Obscene Material	0	0	0	0
		Prostitution	0	0	0	0
		Prostitution Assisting/Promoting	0	0	0	0
		Purchasing Prostitution	0	0	0	0
		Weapon Law Violations	0	0	0	0
		<b>Total Group A Offenses</b>	<b>2</b>	<b>0</b>	<b>0</b>	<b>0</b>

Domestic Violence Victims		
Offense	Reported	Cleared
Murder	0	0
Aggravated Assault	0	0
Simple Assault	0	0
Intimidation	0	0
Stalking	0	0
Forcible Rape	0	0
Forcible Sodomy	0	0
Sexual Assault W/Object	0	0
Forcible Fondling	0	0
Incest	0	0
Statutory Rape	0	0
Kidnapping/Abduction	0	0
<b>Total</b>	<b>0</b>	<b>0</b>

TIBRS Group B Arrests		
Offense	Adult	Juvenile
Bad Checks	0	0
Curfew/Vagrancy	0	0
Disorderly Conduct	0	0
DUI	1	0
Drunkenness	0	0
Family-Non Violent	0	0
Liquor Law Violations	0	0
Peeping Tom	0	0
Trespass	0	0
All Other Offenses	0	0
<b>Total Group B</b>	<b>1</b>	<b>0</b>



## Warriors' Path State Park - 2016

2015 Population Estimate	N/A	TIBRS Group A Offenses	Offenses		Arrests	
			Reported	Cleared	Adult	Juvenile
<b>Offense Overview</b>		<b>Crimes Against Persons</b>				
Offense Total	26	Murder	0	0	0	0
Number Cleared	14	Negligent Manslaughter	0	0	0	0
Percent Cleared	53.85 %	Negligent Vehicular Manslaughter	0	0	0	0
Group A Crimes per 100,000 population	N/A	Kidnapping/Abduction	0	0	0	0
		Forcible Rape	0	0	0	0
		Forcible Sodomy	0	0	0	0
		Sexual Assault W/Object	0	0	0	0
		Forcible Fondling	0	0	0	0
		Incest	0	0	0	0
		Statutory Rape	0	0	0	0
		Aggravated Assault	0	0	0	0
		Simple Assault	0	0	0	0
		Intimidation	0	0	0	0
		Stalking	0	0	0	0
		Commercial Sex Acts	0	0	0	0
		Involuntary Servitude	0	0	0	0
		<b>Crimes Against Property</b>				
		Arson	0	0	0	0
		Bribery	0	0	0	0
		Burglary	0	0	0	0
		Counterfeiting/Forgery	0	0	0	0
		Destruction/Damage/Vandalism	5	0	0	0
		Embezzlement	0	0	0	0
		Extortion/Blackmail	0	0	0	0
		Fraud - Computer Hacking/Invasion	0	0	0	0
		Fraud - Credit Card/ATM	0	0	0	0
		Fraud - False Pretenses	0	0	0	0
		Fraud - Identity Theft	0	0	0	0
		Fraud - Impersonation	0	0	0	0
		Fraud - Welfare	0	0	0	0
		Fraud - Wire	0	0	0	0
		Motor Vehicle Theft	0	0	0	0
		Robbery	0	0	0	0
		Stolen Property Offenses	0	0	0	0
		Theft - Pocket-picking	0	0	0	0
		Theft - Purse Snatching	0	0	0	0
		Theft - Shoplifting	0	0	0	0
		Theft From Building	0	0	0	0
		Theft From Coin Machine	0	0	0	0
		Theft From Motor Vehicle	0	0	0	0
		Theft of Motor Vehicle Parts	0	0	0	0
		Theft - All Other Larceny	5	1	1	0
		<b>Crimes Against Society</b>				
		Animal Cruelty	0	0	0	0
		Drug/Narcotic Violations	9	8	8	1
		Drug/Narcotic Equipment Violations	6	5	0	0
		Gambling - Betting/Wagering	0	0	0	0
		Gambling - Operating/Promoting	0	0	0	0
		Gambling - Equipment Violations	0	0	0	0
		Gambling - Sports Tampering	0	0	0	0
		Pornography/Obscene Material	0	0	0	0
		Prostitution	0	0	0	0
		Prostitution Assisting/Promoting	0	0	0	0
		Purchasing Prostitution	0	0	0	0
		Weapon Law Violations	1	0	0	0
		<b>Total Group A Offenses</b>	<b>26</b>	<b>14</b>	<b>9</b>	<b>1</b>
<b>Arrest Overview</b>						
Total Arrests	15					
Adult Arrests	14					
Juvenile Arrests	1					
Unknown Age	0					
Arrests per 100,000 population	N/A					
Average number offenses/incident	1.44					

Domestic Violence Victims		
Offense	Reported	Cleared
Murder	0	0
Aggravated Assault	0	0
Simple Assault	0	0
Intimidation	0	0
Stalking	0	0
Forcible Rape	0	0
Forcible Sodomy	0	0
Sexual Assault W/Object	0	0
Forcible Fondling	0	0
Incest	0	0
Statutory Rape	0	0
Kidnapping/Abduction	0	0
<b>Total</b>	<b>0</b>	<b>0</b>

TIBRS Group B Arrests		
Offense	Adult	Juvenile
Bad Checks	0	0
Curfew/Vagrancy	0	0
Disorderly Conduct	0	0
DUI	1	0
Drunkenness	4	0
Family-Non Violent	0	0
Liquor Law Violations	0	0
Peeping Tom	0	0
Trespass	0	0
All Other Offenses	0	0
<b>Total Group B</b>	<b>5</b>	<b>0</b>



CRIME



**CRIME IN  
TENNESSEE  
2016**

**APPENDIX**

# TIBRS

## What is incident based reporting?

Incident based reporting views a crime and all of its components as an “incident”. In order to obtain important information, facts recorded and preserved about the incident are organized into specific categories or segments. The vehicle used for recording these facts is a “data element”. Data elements provide information about crime and its involvement with victims, offenders, property, arrestees, etc.

## What is TIBRS?

The Tennessee Incident Based Reporting System (TIBRS) program is an incident based reporting system designed to collect information on every single crime occurrence and on each offense and arrest within the occurrence. The most significant difference between TIBRS and traditional Uniform Crime Reporting (UCR) system is the degree of detail in reporting. TIBRS collects information on 24 crime categories made up of 54 specific offenses (Group A Offenses) compared to the UCR Summary reporting system that collects only eight Part 1 Offenses. Additionally, arrests are reported for 10 Group B offense categories in TIBRS. Under the UCR Summary system, only the most serious offense was reported. In TIBRS up to 10 offenses can be reported within the same incident and each offense is counted as a crime. Because of the differences between UCR summary data and TIBRS data, any cross comparisons would provide inaccurate results in trend analysis.

## Pitfalls of Ranking

In the past, crime data has been used to compile rankings of individual jurisdictions and institutions of higher learning. These crude and/or incomplete analyses have often created misleading perceptions which adversely affect geographic entities and their residents. The FBI has a long standing policy against ranking cities, counties, states and universities/colleges on the basis of crime data alone and the TBI concurs.

Locals should not be ranked because there are many factors that cause the nature and type of crime to vary from place to place. TIBRS statistics include only jurisdictional figures along with reported crime, clearance or arrest data. Rankings ignore the uniqueness of each locale. All jurisdictions are affected in some degree by:

- ❖ Population density and degree of urbanization of the locality and surrounding area;
- ❖ Variations in composition of the population;
- ❖ Number of residents vs. the “policing population” i.e., residents plus daily commuters, transients, tourists, shoppers, etc.;
- ❖ Economic conditions;
- ❖ Modes of transportation and highway systems;
- ❖ Cultural conditions;
- ❖ Family conditions with respect to divorce and family cohesiveness;
- ❖ Climate;



## **Pitfalls of Ranking (cont.)**

- ❖ Effective strength of law enforcement;
- ❖ Administrative and investigative emphases of law enforcement; and/or
- ❖ Policies of other components of the criminal justice system, i.e., prosecutorial, judicial, correctional, and probational.

The attitudes of a jurisdiction's citizenry toward crime and the crime reporting practices of its residents are known to have an effect on the number of crimes coming to the attention of law enforcement.

Because of concerns regarding the proper use of TIBRS data, the TBI has the following policies:

- ❖ The TBI will not analyze, interpret, or publish crime statistics based solely on a single dimension of interagency ranking;
- ❖ The TBI will not furnish agency-based crime statistics to data users in a ranked format; and
- ❖ When providing/using agency-oriented statistics, the TBI cautions and, in fact, strongly discourages data users against using rankings to evaluate locales or the effectiveness of their law enforcement departments.

## **Crime Rates**

Crime Rates in *Crime in Tennessee* reflect all 24 Group A Offense Categories. Crime rates in the FBI's *Crime in the United States* are only based upon eight Index Offenses. The crime rates in the TIBRS publications will be a more accurate reflection of the crime occurrences in the state.

$$\text{Crime Rate} = \frac{\text{Number of Offenses}}{\text{Population}} \times 100,000$$

## **Population Estimates**

The population data is from the 2015 U.S. Census information.

## **Trends**

The 2016 Crime in Tennessee is based solely upon incident data. Data submitted by the TBI to the FBI is converted from incident based statistics to the summary system of reporting. In the FBI data, only the most serious of the eight Index crimes are reported. The number of victims is counted if the most serious offense is homicide, assault, kidnapping, or rape. We strongly discourage attempting to compare the TIBRS data for 2016 to any data previously released by the FBI in the Crime in the United States publications. The data sets

are not comparable due to the number of types of crimes reported and that all offenses in an incident are reported in TIBRS. Trend information for the state is included in the statewide section of the report.

### **Crime Counts**

All crimes reported in Crime in Tennessee are based upon crimes that occurred in 2016. If a person was arrested in 2016 for a crime that occurred in a previous year, the arrest statistics will not be included in the 2016 counts.

### **Differences between TIBRS and FBI released data**

TIBRS collects information on up to 10 offenses occurring in the same incident. Information is collected on the offense circumstances, victims, offenders, arrestees, and property. There are 24 Group A offense categories with 54 separate offenses. Group B offenses including DUI, Drunkenness, and Bad Checks include arrest information only.

The FBI summary system applies a hierarchal rule and only collects information on the most serious offense in an incident and ignores other offenses. Information is only reported on 8 Index Crimes. Only arrest information is reported for other offenses including drugs, forgeries and frauds.

# TIBRS Group A

## Offense Definitions

**Animal Cruelty** – Intentionally, knowingly, or recklessly taking an action that mistreats or kills any animal without just cause, such as torturing, tormenting, mutilation, maiming, poisoning, or abandonment. Included are instances of duty to provide care, e.g., shelter, food, water, care if sick or injured; transporting or confining an animal in a manner likely to cause injury or death; causing an animal to fight with another; inflicting excessive or repeated unnecessary pain or suffering, e.g., uses objects to beat or injure an animal. This definition does not include proper maintenance of animals for show or sport; use of animals for food, lawful hunting, fishing or trapping.

**Arson** – To unlawfully and intentionally damage, or attempt to damage, any real or personal property by fire or incendiary device.

**Assault Offenses** – An unlawful attack by one person on another.

**Aggravated Assault** – An unlawful attack by one person upon another wherein the offender uses a weapon or displays it in a threatening manner, or the victim suffers obvious severe or aggravated bodily injury involving apparent broken bones, loss of teeth, possible internal injury, severe laceration or loss of consciousness.

**Simple Assault** – An unlawful physical attack by one person upon another where neither the offender displays a weapon, nor the victim suffers obvious severe or aggravated bodily injury involving apparent broken bones, loss of teeth, possible internal injury, severe laceration or loss of consciousness.

**Intimidation** – To unlawfully place another person in reasonable fear of bodily harm through the use of threatening words and/or other conduct, but without displaying a weapon or subjecting the victim to actual physical attack.

**Stalking** – To intentionally and repeatedly follow or harass another person in such a manner as would cause that person to be in reasonable fear of being assaulted, suffering bodily injury or death.

**Bribery** – The offering, giving, receiving or soliciting of anything of value (i.e., a bribe, gratuity or kickback) to sway the judgment or action of a person in a position of trust or influence.

**Burglary/Breaking and Entering** – The unlawful entry into a building or other structure with the intent to commit a felony or a theft.

**Counterfeiting/Forgery** – The altering, copying or imitation of something, without authority or right, with the intent to deceive or defraud by passing the copy or thing altered or imitated as that which is original or genuine; or the selling, buying or possession of an altered, copied or imitated thing with the intent to deceive or defraud.

**Destruction/Damage/Vandalism of Property** – To willfully or maliciously destroy, damage, deface or otherwise injure real or personal property without the consent of the owner or the person having custody or control of it.

**Drug/Narcotic Offenses** – The violation of laws prohibiting the production, distribution, and/or use of certain controlled substances and the equipment or devices utilized in their preparation and/or use.

**Drug/Narcotic Violations** – The unlawful cultivation, manufacture, distribution, sale, purchase, use, possession, transportation or importation of any controlled drug or narcotic substance.

**Drug Equipment Violations** – The unlawful manufacture, sale, purchase, possession or transportation of equipment or devices utilized in preparing and/or using drugs or narcotics.

**Embezzlement** – The unlawful misappropriation by an offender to his/her own use or purpose of money, property, or some other thing of value entrusted to his/her care, custody or control.

**Extortion/Blackmail** – To unlawfully obtain money, property, or any other thing of value, either tangible or intangible, through the use or threat of force, misuse of authority, threat of criminal prosecution, threat of destruction of reputation or social standing or through other coercive means.

**Fraud Offenses** – The intentional perversion of the truth for the purpose of inducing another person or other entity in reliance upon it to part with something of value or surrender a legal right.

**False Pretenses/Swindle/Confidence Game** – The intentional misrepresentation of existing facts or conditions, or the use of some other deceptive scheme or device to obtain money, goods, or other things of value.

**Credit Card/Automatic Teller Machine Fraud** – The unlawful use of a credit or debit card or automatic teller machine for fraudulent purposes.

**Impersonation** – Falsely representing one's identity or position, and acting in the character or position thus unlawfully assumed, to deceive others and thereby gain a profit or advantage, enjoy some right or privilege, or subject another person or entity to an expense, charge, or liability which would not have otherwise been incurred.

**Welfare Fraud** – The use of deceitful statements, practices or devices to unlawfully obtain welfare benefits.

**Wire Fraud** – The use of an electric or electronic communications facility to intentionally transmit a false and/or deceptive message in furtherance of a fraudulent activity.

**Identity Theft** – Wrongfully obtaining and using another person's personal data (e.g., name, date of birth, Social Security number, driver's license number, credit card number).

**Computer Hacking/Invasion** – Wrongfully gaining access to another person's or institution's computer software, hardware, or networks without authorized permissions or security clearances.

**Gambling Offenses** – To unlawfully bet or wager money or something else of value; assist, promote or operate a game of chance for money or some other stake; possess or transmit wagering information; manufacture, sell, purchase, possess or transport gambling equipment, devices or goods; or tamper with the outcome of a sporting event or contest to gain a gambling advantage.

**Betting/Wagering** – To unlawfully stake money or something else of value on the happening of an uncertain event or on the ascertainment of a fact in dispute.

**Operating/Promoting/Assisting Gambling** – To unlawfully operate, promote or assist in the operation of a game of chance, lottery or other gambling activity.

**Gambling Equipment Violations** – To unlawfully manufacture, sell, buy, possess or transport equipment, devices and/or goods used for gambling purposes.

**Sports Tampering** – To unlawfully alter, meddle in or otherwise interfere with a sporting contest or event for the purpose of gaining a gambling advantage.

## Homicide Offenses

**Murder and Nonnegligent Manslaughter** – The willful (nonnegligent) killing of one human being by another.

**Negligent Manslaughter** – The killing of another person through negligence.

**Justifiable Homicide** – The killing of a perpetrator of a serious criminal offense by a peace officer in the line of duty; or the killing, during the commission of a serious criminal offense, of the perpetrator by a private individual.

\* Justifiable homicide is not an actual offense, is not considered a crime and is not included in an agency's crime counts.

**Negligent Vehicular Manslaughter** – The negligent killing of another person by the driver of a motor vehicle while under the influence of alcohol and/or drugs. Not included in this category are deaths of persons due to their own negligence; accidental deaths resulting from non-alcohol or drug related negligence (i.e. distracted driving such as tuning a car radio, talking on a phone, texting, etc.); and other accidental traffic fatalities. Victims in this category may include people inside or outside of the offender's vehicle (passengers, pedestrians, bicyclists, etc.).

## Human Trafficking Offenses

**Commercial Sex Acts** – Inducing a person by force, fraud, or coercion to participate in commercial sex acts, or in which the person induced to perform such act(s) has not attained 18 years of age.

**Involuntary Servitude** – The obtaining of a person(s) through recruitment, harboring, transportation, or provision, and subjecting such person(s) by force, fraud, or coercion into involuntary servitude, peonage, debt bondage, or slavery (not to include commercial sex acts).

**Kidnapping/Abduction** – The unlawful seizure, transportation, and/or detention of a person against his/her will, or of a minor without the consent of his/her custodial parent(s) or legal guardian.

**Larceny/Theft Offenses** – The unlawful taking, carrying, leading or riding away of property from the possession, or constructive possession, of another person.

**Pocket-Picking** – The theft of articles from another person's physical possession by stealth where the victim does not become immediately aware of the theft.

**Purse Snatching** – The grabbing or snatching of a purse, handbag, etc., from the physical possession of another person.

**Shoplifting** – The theft, by someone other than an employee of the victim, of goods or merchandise exposed for sale.

**Theft from Building** – A theft from within a building which is either open to the general public or of which the offender has legal access.

**Theft from Coin-Operated Machine or Device** – A theft from a machine or device which is operated or activated by the use of coins.

**Theft from Motor Vehicle** – The theft of articles from a motor vehicle, whether locked or unlocked.

**Theft of Motor Vehicle Parts or Accessories** – The theft of any part or accessory affixed to the interior or exterior of a motor vehicle in a manner which would make the item an attachment of the vehicle or necessary for its operation.

**All Other Larceny** – All thefts which do not fit any of the definitions of the specific subcategories of Larceny/Theft listed above.

**Motor Vehicle Theft** – The theft of a motor vehicle.

**Pornography/Obscene Material** – The violation of laws or ordinances prohibiting the manufacture, publishing, sale, purchase or possession of sexually explicit material, e.g., literature, photographs, etc.

### **Prostitution Offenses**

**Prostitution** – To unlawfully engage in sexual relations for profit.

**Assisting or Promoting Prostitution** – To solicit customers or transport persons for prostitution purposes; to own, manage or operate a dwelling or other establishment for the purpose of providing a place where prostitution is performed; or to otherwise assist or promote prostitution.

**Purchasing Prostitution** – To purchase, or trade, anything of value for commercial sex acts.

**Robbery** – The taking, or attempting to take, anything of value under confrontational circumstances from the control, custody or care of another person by force or threat of force or violence, and/or by putting the victim in fear of immediate harm.

**Sex Offenses, Forcible** – Any sexual act directed against another person, forcibly and/or against that person's will; or not forcibly or against the person's will where the victim is incapable of giving consent.

**Forcible Rape** – The carnal knowledge of a person, forcibly and/or against that person's will; or not forcibly or against the person's will where the victim is incapable of giving consent because of his/her youth or because of his/her temporary or permanent mental or physical incapacity.

**Forcible Sodomy** – Oral or anal sexual intercourse with another person, forcibly and/or against that person's will; or not forcibly or against the person's will where the victim is incapable of giving consent because of his/her youth or because of his/her temporary or permanent mental or physical incapacity.

**Sexual Assault With An Object** – To use an object or instrument to unlawfully penetrate, however slightly, the genital or anal opening of the body of another person, forcibly and/or against that person's will; or not forcibly or against the person's will where the victim is incapable of giving consent because of his/her youth or his/her temporary or permanent mental or physical incapacity.

**Forcible Fondling** – The touching of the private body parts of another person for the purpose of sexual gratification, forcibly and/or against that person's will; or not forcibly or against the person's will where the victim is incapable of giving consent because of his/her youth or because of his/her temporary or permanent mental or physical incapacity.

**Sex Offenses, Nonforcible** – Unlawful, Nonforcible sexual intercourse.

**Incest** – Nonforcible sexual intercourse between persons who are related to each other within the degrees wherein marriage is prohibited by law.

**Statutory Rape** – Nonforcible sexual intercourse with a person who is under the statutory age of consent.

*Note: By Tennessee Statute the victim must be between ages 13-17 and the offender must be at least four years older for an offense to be classified as Statutory Rape.*

**Stolen Property Offense** – Receiving, buying, selling, possessing, concealing or transporting any property with the knowledge that it has been unlawfully taken, as by burglary, embezzlement, fraud, larceny, robbery, etc.

**Weapon Law Violations** – The violation of laws or ordinances prohibiting the manufacture, sale, purchase, transportation, possession, concealment or use of firearms, cutting instruments, explosives, incendiary devices or other deadly weapons. This category includes violations such as the manufacture, sale or possession of deadly weapons; carrying deadly weapons, concealed or openly; using, manufacturing, etc., silencers; and furnishing deadly weapons to minors.

# TIBRS Group B Offense Definitions

There are ten Group B offense categories and they encompass all of the crimes which are not Group A offenses, with the exception of most traffic offenses which TIBRS does not collect information on.

**Bad Checks** – Knowingly and intentionally writing and/or negotiating checks drawn against insufficient or nonexistent funds.

**Curfew/Loitering/Vagrancy Violations** – The violation of a court order, regulation, ordinance or law requiring the withdrawal of persons from the streets or other specified areas; prohibiting persons from remaining in an area or place in an idle or aimless manner; or prohibiting persons from going from place to place without visible means of support.

**Disorderly Conduct** – Any behavior that tends to disturb the public peace or decorum, scandalize the community or shock the public sense of morality.

**Driving Under the Influence** – Driving or operating a motor vehicle or common carrier while mentally or physically impaired as the result of consuming an alcoholic beverage or using a drug or narcotic.

**Drunkenness** – To drink alcoholic beverages to the extent that one's mental faculties and physical coordination are substantially impaired.

**Family Offense, Nonviolent** – Unlawful, nonviolent acts by a family member (or legal guardian) which threaten the physical, mental or economic well-being or morals of another family member and which are not classifiable as other offenses, such as Assault, Incest, Statutory Rape, etc.

**Liquor Law Violations** – The violation of laws or ordinances prohibiting the manufacture, sale, purchase, transportation, possession or use of alcoholic beverages.

**Peeping Tom** – To secretly look through a window, doorway, keyhole or other aperture for the purpose of voyeurism.

**Trespass of Real Property** – To unlawfully enter land, a dwelling or other real property.

**All Other Offenses** – All crimes which are not Group A offenses and not included in one of the specifically named Group B crime categories listed above.

*Includes: Contempt of Court, Failure to Appear, Violation of Probation / Parole.*



## **Glossary of Terms and Definitions**

Bias Motivation	Data element collecting hate or bias motivated crime information.
CJIS	Criminal Justice Information Services
CSC	Criminal Justice Information System (CJIS) Support Center – TBI unit responsible for day to day operations of Tennessee Incident Based Reporting System Program.
Element	A component or part of any given criminal incident.
Exceptional Clearance	An incident is cleared by exceptional means when circumstances beyond law enforcement control prevents a physical arrest. The offender is known as is his/her location.
FBI	Federal Bureau of Investigation
Group A Offense	Twenty-four classification of crime categories comprised of 54 separate criminal offenses.
Group B Offense	Ten classifications of activities that violate state statutes or local ordinances that are reported to TIBRS when an arrest is made.
Incident	An incident is defined as all offenses committed by one or more offenders acting in concert and occurring at the same time and place.
Incident Number	A number used to uniquely identify an incident at a reporting agency.
LEOKA	Law Enforcement Officer Killed or Assaulted – a national program that collects information on any incidents involving an assault or killing of a law enforcement official.
Multiple Arrest Indicator	A field used if investigation determines that the current arrestee committed other unsolved crimes and will be charged with those crimes.
NIBRS	National Incident Based Reporting System – the FBI’s system to collect crime statistics information in an incident based format.
Offense	Criminal Activity that has been identified and reported to TIBRS in the established format.
ORI Number	A 9-character number used as an agency identifier assigned by the FBI.
RAC	Reporting Agency Coordinator – the person designated to be the local agency contact for the TIBRS program.

## Glossary of Terms and Definitions (continued)

Summary System	A system of reporting eight index crimes to the FBI's Uniform Crime Reporting system. The system collects information in the aggregate or summary format instead of incident based. Only the most serious crime in an incident is reported.
TBI	Tennessee Bureau of Investigation
TIBRS	Tennessee Incident Based Reporting System – the state system for collection of crime statistics information in an incident based format.
TCA	Tennessee Code Annotated
UCR	Uniform Crime Reporting – the national system for collection of crime statistics based upon standard offense definitions.

### Units of Count – Offense

The units of count principles are based upon FBI practices and conform to national standards for counting offenses.

**Crimes Against Persons** – Homicide, Assaults, Sex Offenses (forcible and non forcible), Kidnapping, Human Trafficking. Each victim equals one offense. Example – an incident involving an aggravated assault with two victims will be counted as two aggravated assaults.

**Crimes Against Property** – Each offense counts as one occurrence with the exception of Motor Vehicle Theft which is the count of the number of vehicles stolen.

**Crimes Against Society** – Each offense counts as one occurrence. Example – one drug narcotic violation counts as one offense.

### Units of Count – Clearances

The units of count for clearances are based upon FBI practices and conform to national standards for counting clearances. Example – one arrest or exceptional clearance will clear all offenses in the incident.

Updated statistics may be found at

<http://tennesseecrimeonline.tbi.tn.gov/public/Browse/browsetables.aspx>