

REPORT



CRIME IN TENNESSEE 2017

A PUBLICATION OF THE
TENNESSEE BUREAU OF INVESTIGATION
CJIS SUPPORT CENTER



Bill Haslam
Governor

TENNESSEE BUREAU OF INVESTIGATION

901 R.S. Gass Boulevard
Nashville, Tennessee 37216-2639
(615) 744-4000
TDD (615) 744-4001



Mark Gwyn
Director

April 20, 2018

Ladies and Gentlemen:

I am pleased to present to you the 2017 Crime in Tennessee annual report. The Tennessee Bureau of Investigation's CJIS Support Center, compiles and publishes this report based upon crime statistics submitted by all law enforcement agencies across the state. The agencies report crimes to the Tennessee Incident Based Reporting System (TIBRS), which is the state's version of the FBI's National Incident Based Reporting System (NIBRS).

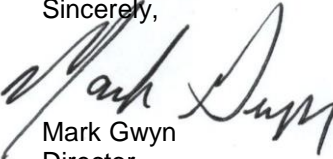
Incident-based reporting views a crime and all of its components as an "incident." Information about the crime, including details of the offense, victim, offender, property, arrestees, and the relationship between the people involved, are all reported. Because of the extent of detailed data collected, the TIBRS program provides an even more accurate depiction of crime in each community than the Uniform Crime Report (UCR) published by the FBI.

The TIBRS program continues to serve as a model for the nation and remains successful because of the continued cooperation by Tennessee's law enforcement community. The TBI provides TIBRS training to commissioned and non-commissioned law enforcement personnel across the state. TBI remains committed to this effort and will continue to provide the training and technical assistance necessary to collect the most accurate and comprehensive crime statistics for Tennessee and its citizens.

As always, we strongly discourage ranking of law enforcement agencies according to the statistics. There are too many demographic, socio-economic and other factors out of the control of law enforcement that contribute to the nature of the crimes committed. Crime varies from place to place and ranking the agencies based solely on numbers would neither be fair to the agencies nor their communities.

I would like to thank all participating law enforcement agencies for their hard work and contributions to making this report a thorough and accurate picture of crime in Tennessee. It is only with their support that our state continues to maintain such a successful program.

Sincerely,



Mark Gwyn
Director

TIBRS

What is incident based reporting?

Incident based reporting views a crime and all of its components as an “incident”. In order to obtain important information, facts recorded and preserved about the incident are organized into specific categories or segments. The vehicle used for recording these facts is a “data element”. Data elements provide information about crime and its involvement with victims, offenders, property, arrestees, etc.

What is TIBRS?

The Tennessee Incident Based Reporting System (TIBRS) program is an incident based reporting system designed to collect information on every single crime occurrence and on each offense and arrest within the occurrence. The most significant difference between TIBRS and traditional Uniform Crime Reporting (UCR) system is the degree of detail in reporting. TIBRS collects information on 24 crime categories made up of 54 specific offenses (Group A Offenses) compared to the UCR Summary reporting system that collects only eight Part 1 Offenses. Additionally, arrests are reported for 10 Group B offense categories in TIBRS. Under the UCR Summary system, only the most serious offense was reported. In TIBRS up to 10 offenses can be reported within the same incident and each offense is counted as a crime. Because of the differences between UCR summary data and TIBRS data, any cross comparisons would provide inaccurate results in trend analysis.

Pitfalls of Ranking

In the past, crime data has been used to compile rankings of individual jurisdictions and institutions of higher learning. These crude and/or incomplete analyses have often created misleading perceptions which adversely affect geographic entities and their residents. The FBI has a long standing policy against ranking cities, counties, states and universities/colleges on the basis of crime data alone and the TBI concurs.

Locals should not be ranked because there are many factors that cause the nature and type of crime to vary from place to place. TIBRS statistics include only jurisdictional figures along with reported crime, clearance or arrest data. Rankings ignore the uniqueness of each locale. All jurisdictions are affected in some degree by:

- ❖ Population density and degree of urbanization of the locality and surrounding area;
- ❖ Variations in composition of the population;
- ❖ Number of residents vs. the “policing population” i.e., residents plus daily commuters, transients, tourists, shoppers, etc.;
- ❖ Economic conditions;
- ❖ Modes of transportation and highway systems;
- ❖ Cultural conditions;
- ❖ Family conditions with respect to divorce and family cohesiveness;
- ❖ Climate;

Pitfalls of Ranking (cont.)

- ❖ Effective strength of law enforcement;
- ❖ Administrative and investigative emphases of law enforcement; and/or
- ❖ Policies of other components of the criminal justice system, i.e., prosecutorial, judicial, correctional, and probational.

The attitudes of a jurisdiction's citizenry toward crime and the crime reporting practices of its residents are known to have an effect on the number of crimes coming to the attention of law enforcement.

Because of concerns regarding the proper use of TIBRS data, the TBI has the following policies:

- ❖ The TBI will not analyze, interpret, or publish crime statistics based solely on a single dimension of interagency ranking;
- ❖ The TBI will not furnish agency-based crime statistics to data users in a ranked format; and
- ❖ When providing/using agency-oriented statistics, the TBI cautions and, in fact, strongly discourages data users against using rankings to evaluate locales or the effectiveness of their law enforcement departments.

Crime Rates

Crime Rates in Crime in Tennessee reflect all 24 Group A Offense Categories. Crime rates in the FBI's Crime in the United States are only based upon eight Index Offenses. The crime rates in the TIBRS publications will be a more accurate reflection of the crime occurrences in the state.

$$\text{Crime Rate} = \frac{\text{Number of Offenses}}{\text{Population}} \times 100,000$$

Population Estimates

The population data is from the 2015 U.S. Census information.

Trends

The 2017 Crime in Tennessee is based solely upon incident data. Data submitted by the TBI to the FBI is converted from incident based statistics to the summary system of reporting. In the FBI data, only the most serious of the eight Index crimes are reported. The number of victims is counted if the most serious offense is homicide, assault, kidnapping, or rape. We strongly discourage attempting to compare the TIBRS data for 2017 to any data previously released by the FBI in the Crime in the United States publications. The data sets

are not comparable due to the number of types of crimes reported and that all offenses in an incident are reported in TIBRS. Trend information for the state is included in the statewide section of the report.

Crime Counts

All crimes reported in Crime in Tennessee are based upon crimes that occurred in 2017. If a person was arrested in 2017 for a crime that occurred in a previous year, the arrest statistics will not be included in the 2017 counts.

Differences between TIBRS and FBI released data

TIBRS collects information on up to 10 offenses occurring in the same incident. Information is collected on the offense circumstances, victims, offenders, arrestees, and property. There are 24 Group A offense categories with 54 separate offenses. Group B offenses including DUI, Drunkenness, and Bad Checks include arrest information only.

The FBI summary system applies a hierarchal rule and only collects information on the most serious offense in an incident and ignores other offenses. Information is only reported on 8 Index Crimes. Only arrest information is reported for other offenses including drugs, forgeries and frauds.



CRIME IN TENNESSEE 2017

STATEWIDE

A total of 570,381 Group A offenses were reported for 2017, an increase of 2.7% from 2016.





Quick Facts

TENNESSEE'S LAW ENFORCEMENT AGENCIES REPORT CRIME DATA TO THE TENNESSEE BUREAU OF INVESTIGATION THROUGH THE TENNESSEE INCIDENT BASED REPORTING SYSTEM, ALSO KNOWN AS TIBRS.

THIS COMPREHENSIVE SYSTEM COLLECTS INCIDENT-LEVEL DATA ON CRIMES, ALLOWING THE PUBLIC AND LAW ENFORCEMENT AGENCIES TO HAVE A THOROUGH UNDERSTANDING OF THE CRIMES IMPACTING COMMUNITIES ACROSS TENNESSEE.

THE DATA, AFTER BEING EXTENSIVELY AUDITED, WAS EXTRACTED ON APRIL 9, 2018 AND COMPILED INTO THIS YEAR'S REPORT.

FOR MORE INFORMATION ON TIBRS, VISIT OUR WEBSITE AT CRIMEINSIGHT.TBI.TN.GOV.



Looking at victim to offender relationship, however, the breakdown remained consistent from 2016 to 2017.

Group A Offenses:

ANIMAL CRUELTY, ARSON, ASSAULT, BRIBERY, BURGLARY/BREAKING & ENTERING, COUNTERFEITING/FORGERY, DESTRUCTION/DAMAGE/VANDALISM, DRUG/NARCOTIC OFFENSES, EMBEZZLEMENT, EXTORTION/BLACKMAIL, FRAUD, GAMBLING, HOMICIDE, HUMAN TRAFFICKING, KIDNAPPING/ABDUCTION, LARCENY/THEFT, MOTOR VEHICLE THEFT, PORNOGRAPHY/OBSCENE MATERIAL, PROSTITUTION, ROBBERY, SEX OFFENSES, STOLEN PROPERTY OFFENSES, WEAPON LAW VIOLATIONS

Group B Offenses:

BAD CHECKS, CURFEW/LOITERING/VAGRANCY, DISORDERLY CONDUCT, DRIVING UNDER THE INFLUENCE, DRUNKENNESS, FAMILY OFFENSES (NON-VIOLENT), LIQUOR LAW VIOLATION, PEEPING TOM, TRESSPASS OF REAL PROPERTY, ALL OTHER OFFENSES



CRIME IN TENNESSEE

Who Reports?

ALL LAW ENFORCEMENT AGENCIES, AS WELL AS COLLEGES AND UNIVERSITIES, ARE MANDATED UNDER TENNESSEE LAW TO REPORT CRIME STATISTICS MONTHLY TO THE TENNESSEE BUREAU OF INVESTIGATION.

THE AGENCIES LISTED BELOW HAVE INCOMPLETE DATA AND HAVE BEEN 'FOOTNOTED' IN THE REPORT. AT THE TIME OF THIS REPORT'S RELEASE, ZERO AGENCIES FAILED TO BE IN COMPLIANCE WITH REPORTING REQUIREMENTS AND WERE LISTED AS DECERTIFIED.

THIS REPORT IS BASED UPON A 'SNAPSHOT' OF THE DATABASE AS OF APRIL 9, 2018. AS AGENCIES UPDATE THEIR 2017 DATA, CHANGES WILL BE REFLECTED AT CRIMEINSIGHT.TBI.TN.GOV.

2017 FOOTNOTES

- Bledsoe County SO
- Cross Plains PD
- Fayette County SO
- Halls PD
- Huntland PD
- Niota PD

'COVERED BY'

Crime data from these agencies is reported by their 'covered by' agency.



Agency

- 13th Judicial Drug Task Force
- Baneberry PD
- Bethel Springs PD
- Copperhill PD
- Cumberland Gap Police Office
- LaGrange PD
- New Hope PD
- Powell's Crossroads
- Samburg PD
- Watauga PD

Covered By

- Cookeville PD
- Jefferson County SO
- McNairy County SO
- Polk County SO
- Claiborne County SO
- Fayette County SO
- Marion County SO
- Marion County SO
- Obion County SO
- Carter County SO

DECERTIFIED

There are currently no decertified agencies.

Group A Summary



Group A offenses are -- generally speaking -- the most serious crimes, including homicide, rape, and robbery.

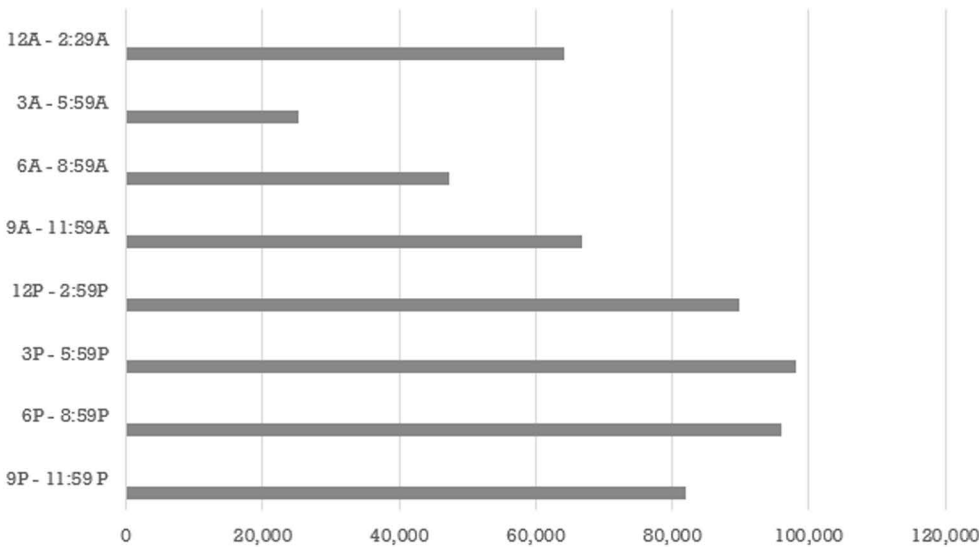
OFFENSES

JANUARY 47,026	FEBRUARY 42,187	MARCH 46,524	APRIL 47,148	MAY 50,808	JUNE 49,849
JULY 51,168	AUGUST 49,934	SEPTEMBER 48,314	OCTOBER 48,288	NOVEMBER 45,278	DECEMBER 43,857

CLEARANCES (Generally refers to the number of incidents cleared by arrest.)

JANUARY 19,670	FEBRUARY 18,481	MARCH 20,381	APRIL 20,068	MAY 21,123	JUNE 20,106
JULY 20,203	AUGUST 19,614	SEPTEMBER 18,763	OCTOBER 18,524	NOVEMBER 17,851	DECEMBER 17,126

TIME OF DAY



723 incidents were reported without specific information about the time of the incident.



GROUP A ARRESTS
TOTALED
165,867

The crime rate for Group A offenses, per 100,000, was 8,575.6.

Victim Data

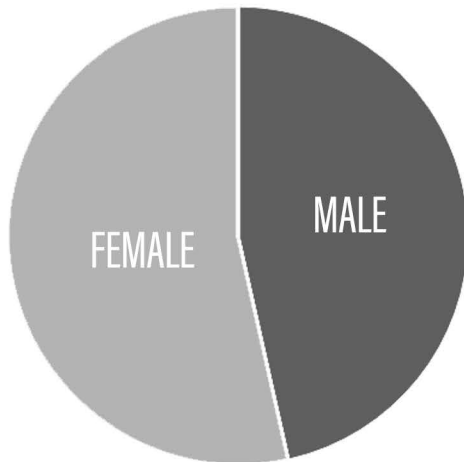


CRIME IN
TENNESSEE
2017

THE NUMBER OF TOTAL VICTIMS REPORTED IN 2017 WAS 387,194, AN INCREASE OF 0.8% FROM 2016.

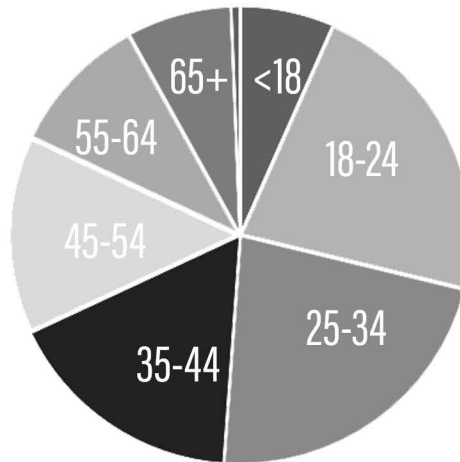
Victims are classified as "Individual" in this report.

GENDER



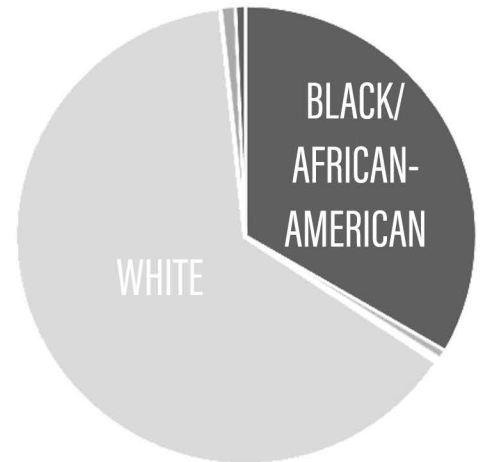
MALE: 179,601, 46.4%
FEMALE: 206,325, 53.3%
UNKNOWN: 1,268, 0.4%

AGE



UNDER 18: 26,443, 6.8%
18-24: 62,081, 16.0%
25-34: 93,071, 24.0%
35-44: 70,978, 18.3%
45-54: 58,579, 15.1%
55-64: 42,100, 10.9%
65+: 32,057, 8.3%
UNKNOWN: 1,885, 0.5%

RACE



BLACK/AFRICAN-AMERICAN: 130,601, 33.7%
ASIAN: 2,988, 0.8%
AMERICAN INDIAN/ALASKAN NATIVE: 818, 0.2%
NATIVE HAWAIIAN/PACIFIC ISLANDER: 426, 0.1%
WHITE: 248,902, 64.3%
UNKNOWN: 3,459, 0.9%

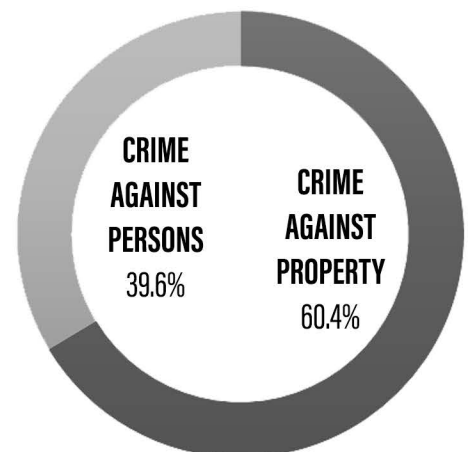


THE NUMBER OF STATUTORY RAPE VICTIMS DECREASED 14.6% SINCE 2016.



THE NUMBER OF AGGRAVATED ASSAULT VICTIMS INCREASED 2.5% IN 2017.

However, the number of victims of sexual Assault (with an Object) decreased 19.1% in 2017.

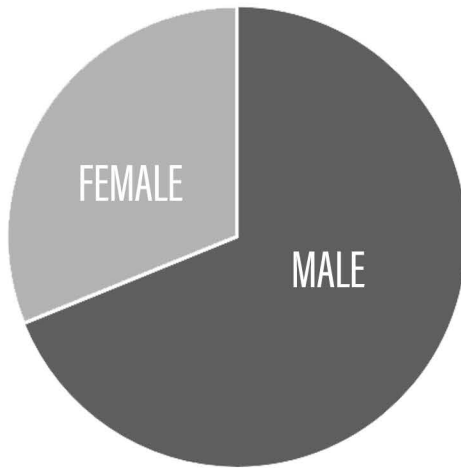


Arrestee Data

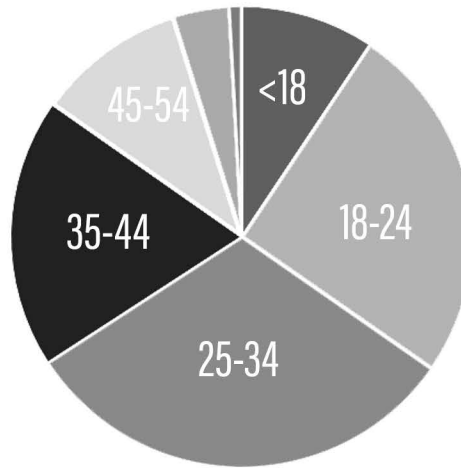


CRIME IN
TENNESSEE
2017

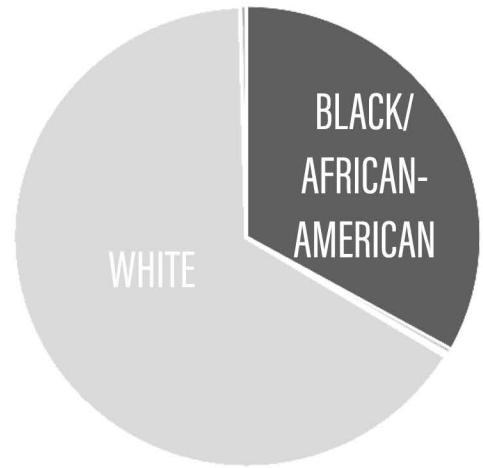
GENDER



AGE



RACE



MALE: 113,886, 68.6%
FEMALE: 52,103, 31.4%

UNDER 18: 15,263, 9.2%
18-24: 40,412, 24.3%
25-34: 51,306, 30.9%
35-44: 32,862, 19.8%
45-54: 17,818, 10.7%
55-64: 6,749, 4.1%
65+: 1,457, 0.9%
UNKNOWN: 122, 0.1%

BLACK/AFRICAN-AMERICAN: 54,028, 32.5%
ASIAN: 683, 0.4%
AMERICAN INDIAN/ALASKAN NATIVE: 247, 0.1%
NATIVE HAWAIIAN/PACIFIC ISLANDER: 97, 0.1%
WHITE: 110,406, 66.5%

528 arrestees were reported as having an 'Unknown' race.

JUVENILE ARRESTEES



MADE UP 9.2% OF GROUP A ARRESTS, AN INCREASE OF 0.1% OVER 2016. THEY MADE UP 6.4% OF TOTAL ARRESTS, DOWN 0.1% FROM 2016.

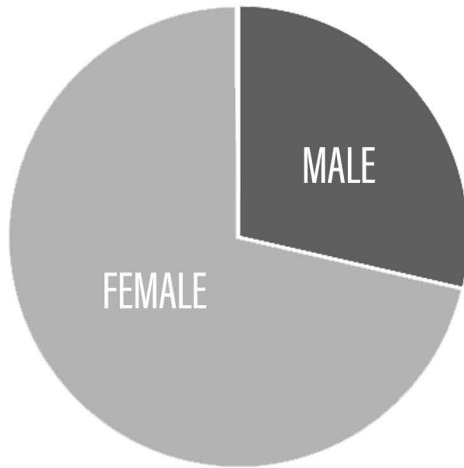
A TOTAL OF 355,439 ARRESTS WERE REPORTED IN 2017, DECREASING 0.1% FROM 2016.

Domestic Violence



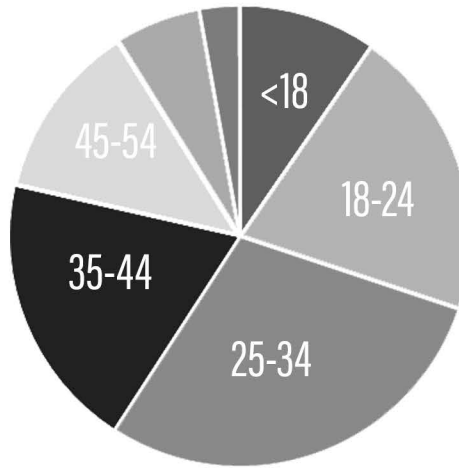
CRIME IN
TENNESSEE
2017

VICTIM GENDER



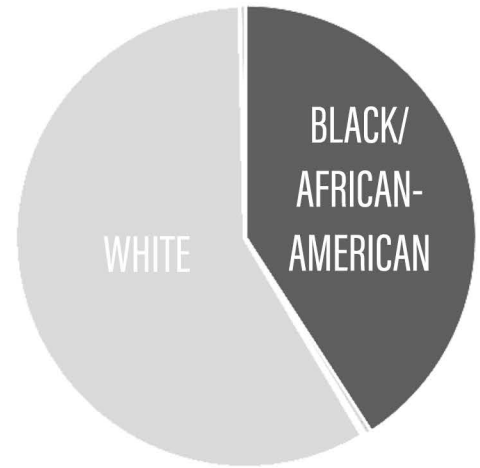
MALE: 21,934, 28.2%
FEMALE: 55,708, 71.7%
UNKNOWN: 59, 0.1%

VICTIM AGE



UNDER 18: 7,541, 9.7%
18-24: 15,377, 19.8%
25-34: 22,508, 29.0%
35-44: 15,290, 19.7%
45-54: 9,634, 12.4%
55-64: 4,945, 6.4%
65+: 2,367, 3.0%
UNKNOWN: 39, 0.1%

VICTIM RACE



BLACK/AFRICAN-AMERICAN: 32,154, 41.4%
ASIAN: 336, 0.4%
AMERICAN INDIAN/ALASKAN NATIVE: 106, 0.1%
NATIVE HAWAIIAN/PACIFIC ISLANDER: 66, 0.1%
WHITE: 44,794, 57.6%
UNKNOWN: 245, 0.3%

In most cases, this indicates an offender was arrested in connection to the crime. ←

SIMPLE ASSAULT ACCOUNTED FOR 67.0% OF ALL REPORTED DOMESTIC VIOLENCE OFFENSES.

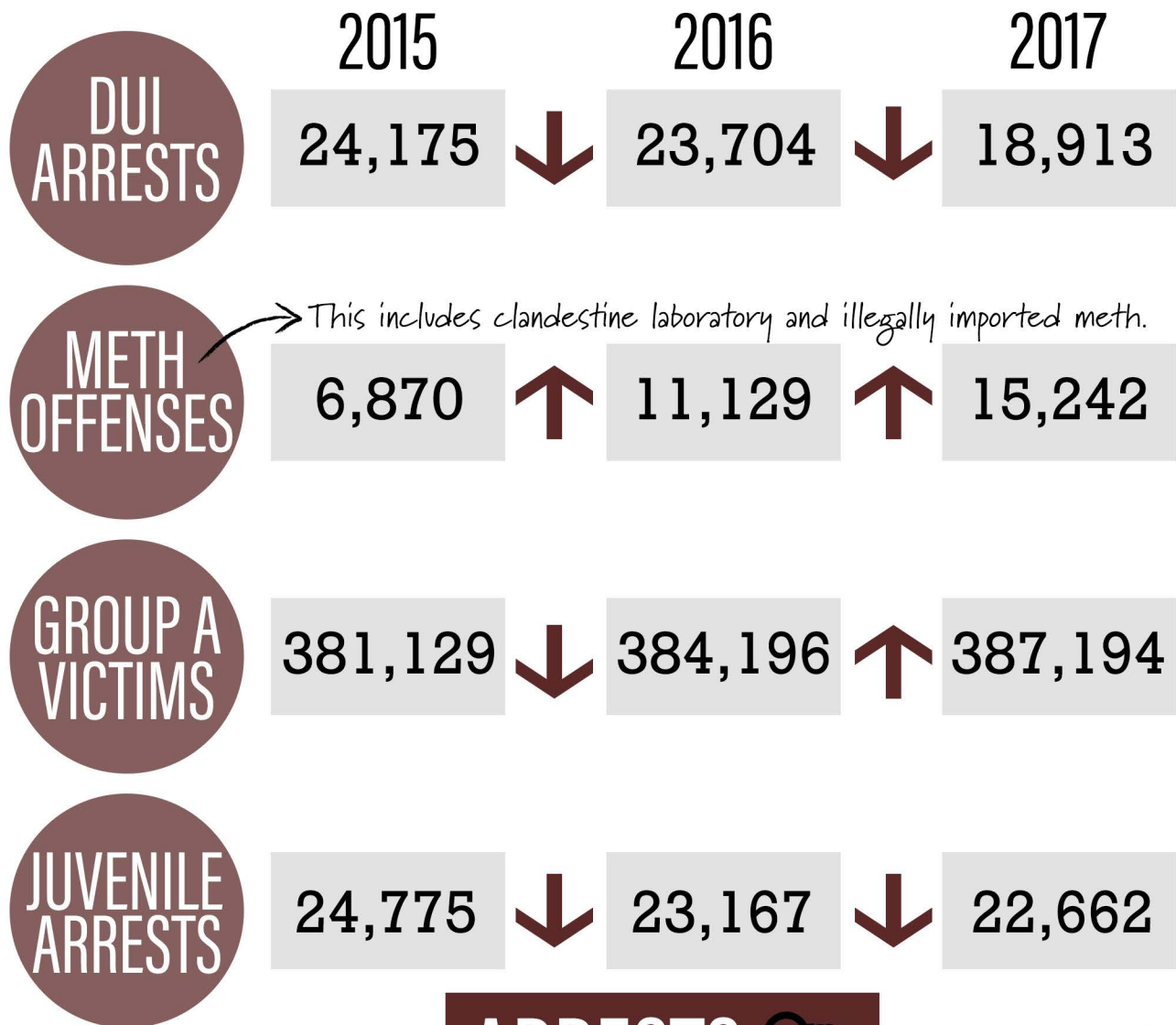
45,703 DOMESTIC VIOLENCE OFFENSES WERE CLEARED IN 2017.

DOMESTIC VIOLENCE OFFENSES DECREASED 1.9% FROM 2016 TO 2017.

'Boyfriend/Girlfriend' made up the highest percentage of reported 'Victim to Offender Relationship,' followed by 'Spouse.'

1,051 VICTIMS WERE REPORTED IN KIDNAPPING/ABDUCTION INCIDENTS, MARKING A 11.7% INCREASE FROM 2016.

Three-Year Trends



ASSAULT OFFENSES INCREASED 0.6% FROM '16 TO '17 AND INCREASED 2.7% FROM '15 TO '17.

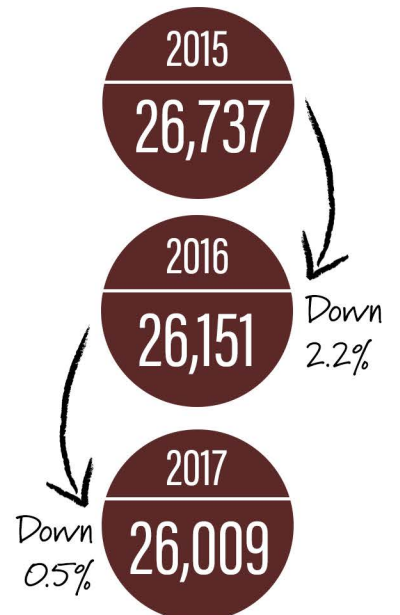
LARCENY/THEFT OFFENSES INCREASED 4.9% FROM '16 TO '17 AND 3.6% FROM '15 TO '17.

ARRESTS

GROUP A
 2015: 164,719 ↑
 2016: 166,503 ↓
 2017: 165,867 ↓

GROUP B
 2015: 190,153 ↓
 2016: 189,290 ↑
 2017: 189,413 ↑

JUVENILE VICTIMS



REPORT



**CRIME IN
TENNESSEE
2017**

**SHERIFFS'
OFFICES**

Anderson County Sheriff's Office - NIBRS Agency Crime Overview - 2017

2016 Population Estimate	N/A	Offenses (*)		Arrests (**)		
		Reported	Cleared	Adult	Juvenile	
Offense Overview		Group A Offenses				
		Crimes Against Persons				
Offense Total	1,428	Murder	1	0	0	0
Number Cleared	690	Negligent Manslaughter	0	0	0	0
Percent Cleared	48.32 %	Negligent Vehicular Manslaughter	0	0	0	0
Group A Crimes per 100,000 population	N/A	Kidnapping/Abduction	8	5	2	0
		Forcible Rape	4	2	0	0
		Forcible Sodomy	0	0	0	0
		Sexual Assault W/Object	0	0	0	0
		Forcible Fondling	6	4	0	0
Arrest Overview		Incest	0	0	0	0
Total Arrests	1,666	Statutory Rape	1	1	0	0
Adult Arrests	1,591	Aggravated Assault	98	70	37	2
Juvenile Arrests	75	Simple Assault	236	186	114	34
Unknown Age	0	Intimidation	17	11	5	1
Arrests per 100,000 population	N/A	Stalking	2	0	0	0
		Commercial Sex Acts	0	0	0	0
Average number offenses/incident	1.21	Involuntary Servitude	0	0	0	0
		Crimes Against Property				
Domestic Violence Victims		Arson	3	0	0	0
Offense	Reported	Cleared	Bribery	0	0	0
Murder	0	0	Burglary	223	32	25
Aggravated Assault	45	34	Counterfeiting/Forgery	8	4	3
Simple Assault	164	124	Destruction/Damage/Vandalism	145	50	15
Intimidation	7	6	Embezzlement	2	1	1
Stalking	0	0	Extortion/Blackmail	0	0	0
Forcible Rape	0	0	Fraud - False Pretenses	6	3	1
Forcible Sodomy	0	0	Fraud - Credit Card/ATM	9	1	0
Sexual Assault W/Object	0	0	Fraud - Impersonation	12	1	1
Forcible Fondling	1	1	Fraud - Welfare	0	0	0
Incest	0	0	Fraud - Wire	9	1	0
Statutory Rape	0	0	Fraud - Identity Theft	1	0	0
Kidnapping/Abduction	5	3	Fraud - Computer Hacking/Invasion	0	0	0
Commercial Sex Acts	0	0	Robbery	5	2	1
Involuntary Servitude	0	0	Theft - Pocket-picking	0	0	0
Total	222	168	Theft - Purse Snatching	0	0	0
			Theft - Shoplifting	22	6	6
Group B Arrests			Theft From Building	92	35	23
Offense	Adult	Juvenile	Theft From Coin Machine	0	0	0
Bad Checks	1	0	Theft From Motor Vehicle	61	7	5
Curfew/Vagrancy	0	0	Theft of Motor Vehicle Parts	23	2	1
Disorderly Conduct	4	6	Theft - All Other Larceny	127	16	15
DUI	36	0	Motor Vehicle Theft	67	28	17
Drunkenness	25	1	Stolen Property Offenses	14	14	15
Family-Non Violent	2	0	Crimes Against Society			
Liquor Law Violations	3	1	Animal Cruelty	0	0	0
Peeping Tom	1	0	Drug/Narcotic Violations	116	106	102
Trespass	8	0	Drug/Narcotic Equipment Violations	96	89	47
All Other Offenses	1,072	16	Gambling - Betting/Wagering	0	0	0
Total Group B	1,152	24	Gambling - Operating/Promoting	0	0	0
			Gambling - Equipment Violations	0	0	0
			Gambling - Sports Tampering	0	0	0
			Pornography/Obscene Material	0	0	0
			Prostitution	0	0	0
			Prostitution Assisting/Promoting	0	0	0
			Purchasing Prostitution	0	0	0
			Weapon Law Violations	14	13	3
			Total Group A Offenses	1,428	690	439
						51

Crime in Tennessee 2017

(*) Offenses are counted using the FBI Units of Count for Crime

(**) The 'Arrests' column shows arrests made for incidents during the selected period, regardless of arrest date. Arrest counts for the same period may change over time.

Bedford County Sheriff's Office - NIBRS Agency Crime Overview - 2017

2016 Population Estimate		N/A	Offenses (*)		Arrests (**)	
			Reported	Cleared	Adult	Juvenile
Offense Overview			Group A Offenses			
			Crimes Against Persons			
Offense Total	914		0	0	0	0
Number Cleared	519		0	0	0	0
Percent Cleared	56.78 %		0	0	0	0
Group A Crimes per 100,000 population	N/A		3	3	0	0
			12	8	5	0
			2	1	0	1
			0	0	0	0
Arrest Overview			Crimes Against Property			
Total Arrests	1,411		8	7	0	0
Adult Arrests	1,270		0	0	0	0
Juvenile Arrests	141		2	2	2	0
Unknown Age	0		66	52	30	2
Arrests per 100,000 population	N/A		240	198	95	26
			87	51	10	2
			6	3	2	0
			0	0	0	0
Average number offenses/incident	1.20		0	0	0	0
Domestic Violence Victims			Crimes Against Society			
			Arson			
Offense	Reported	Cleared	3	1	1	0
Murder	0	0	0	0	0	0
Aggravated Assault	28	25	58	16	14	6
Simple Assault	153	124	6	5	5	0
Intimidation	40	21	83	28	12	8
Stalking	4	3	0	0	0	0
Forcible Rape	6	4	0	0	0	0
Forcible Sodomy	1	0	5	0	0	0
Sexual Assault W/Object	0	0	22	3	3	0
Forcible Fondling	1	1	31	0	0	0
Incest	0	0	0	0	0	0
Statutory Rape	1	1	0	0	0	0
Kidnapping/Abduction	1	1	0	0	0	0
Commercial Sex Acts	0	0	0	0	0	0
Involuntary Servitude	0	0	0	0	0	0
Total	235	180	1	1	2	0
			Theft - Identity Theft			
			Fraud - Wire			
			Fraud - Identity Theft			
			Fraud - Computer Hacking/Invasion			
			Robbery			
			Theft - Pocket-picking			
			Theft - Purse Snatching			
			Theft - Shoplifting			
			Theft From Building			
			Theft From Coin Machine			
			Theft From Motor Vehicle			
			Theft of Motor Vehicle Parts			
			Theft - All Other Larceny			
			Motor Vehicle Theft			
			Stolen Property Offenses			
			Total Group A Offenses			
			914	519	256	72
Group B Arrests			Crimes Against Society			
Offense	Adult	Juvenile	Animal Cruelty			
Bad Checks	0	0	0	0	0	0
Curfew/Vagrancy	0	0	59	57	48	13
Disorderly Conduct	5	20	29	28	9	0
DUI	24	0	0	0	0	0
Drunkenness	12	7	0	0	0	0
Family-Non Violent	1	0	0	0	0	0
Liquor Law Violations	2	2	0	0	0	0
Peeping Tom	0	0	0	0	0	0
Trespass	2	7	0	0	0	0
All Other Offenses	968	33	2	2	1	1
Total Group B	1,014	69	0	0	0	0
			Prostitution			
			Prostitution Assisting/Promoting			
			Purchasing Prostitution			
			Weapon Law Violations			
			Total Group A Offenses			
			914	519	256	72

Crime in Tennessee 2017

(*) Offenses are counted using the FBI Units of Count for Crime

(**) The 'Arrests' column shows arrests made for incidents during the selected period, regardless of arrest date. Arrest counts for the same period may change over time.

Benton County Sheriff's Office - NIBRS Agency Crime Overview - 2017

2016 Population Estimate	N/A	Offenses (*)		Arrests (**)		
		Reported	Cleared	Adult	Juvenile	
Offense Overview		Group A Offenses				
		Crimes Against Persons				
Offense Total	338	Murder	1	1	1	0
Number Cleared	157	Negligent Manslaughter	0	0	0	0
Percent Cleared	46.45 %	Negligent Vehicular Manslaughter	0	0	0	0
Group A Crimes per 100,000 population	N/A	Kidnapping/Abduction	0	0	0	0
		Forcible Rape	1	0	0	0
		Forcible Sodomy	1	1	1	0
		Sexual Assault W/Object	0	0	0	0
Arrest Overview		Forcible Fondling	1	0	0	0
Total Arrests	395	Incest	0	0	0	0
Adult Arrests	385	Statutory Rape	0	0	0	0
Juvenile Arrests	10	Aggravated Assault	21	18	11	0
Unknown Age	0	Simple Assault	37	32	27	0
Arrests per 100,000 population	N/A	Intimidation	0	0	0	0
		Stalking	1	1	1	0
		Commercial Sex Acts	0	0	0	0
Average number offenses/incident	1.26	Involuntary Servitude	0	0	0	0
		Crimes Against Property				
Domestic Violence Victims		Arson	1	0	0	0
Offense	Reported	Cleared	Bribery	0	0	0
Murder	0	0	Burglary	54	9	12
Aggravated Assault	15	13	Counterfeiting/Forgery	1	0	0
Simple Assault	28	25	Destruction/Damage/Vandalism	27	6	1
Intimidation	0	0	Embezzlement	0	0	0
Stalking	1	1	Extortion/Blackmail	0	0	0
Forcible Rape	1	0	Fraud - False Pretenses	1	0	0
Forcible Sodomy	1	1	Fraud - Credit Card/ATM	0	0	0
Sexual Assault W/Object	0	0	Fraud - Impersonation	1	1	1
Forcible Fondling	0	0	Fraud - Welfare	0	0	0
Incest	0	0	Fraud - Wire	0	0	0
Statutory Rape	0	0	Fraud - Identity Theft	1	0	0
Kidnapping/Abduction	0	0	Fraud - Computer Hacking/Invasion	0	0	0
Commercial Sex Acts	0	0	Robbery	1	1	1
Involuntary Servitude	0	0	Theft - Pocket-picking	0	0	0
Total	46	40	Theft - Purse Snatching	0	0	0
			Theft - Shoplifting	0	0	0
Group B Arrests			Theft From Building	44	6	2
Offense	Adult	Juvenile	Theft From Coin Machine	0	0	0
Bad Checks	4	0	Theft From Motor Vehicle	6	2	0
Curfew/Vagrancy	0	0	Theft of Motor Vehicle Parts	4	0	0
Disorderly Conduct	4	0	Theft - All Other Larceny	39	4	4
DUI	9	1	Motor Vehicle Theft	22	5	4
Drunkenness	3	0	Stolen Property Offenses	0	0	0
Family-Non Violent	4	0	Crimes Against Society			
Liquor Law Violations	0	0	Animal Cruelty	1	1	1
Peeping Tom	0	0	Drug/Narcotic Violations	36	34	40
Trespass	1	0	Drug/Narcotic Equipment Violations	24	24	6
All Other Offenses	242	0	Gambling - Betting/Wagering	0	0	0
Total Group B	267	1	Gambling - Operating/Promoting	0	0	0
			Gambling - Equipment Violations	0	0	0
			Gambling - Sports Tampering	0	0	0
			Pornography/Obscene Material	0	0	0
			Prostitution	0	0	0
			Prostitution Assisting/Promoting	0	0	0
			Purchasing Prostitution	0	0	0
			Weapon Law Violations	12	11	5
			Total Group A Offenses	338	157	118
						9

Crime in Tennessee 2017

Please go to <https://crimeinsight.tbi.tn.gov/> for additional 2017 data.

(*) Offenses are counted using the FBI Units of Count for Crime

(**) The 'Arrests' column shows arrests made for incidents during the selected period, regardless of arrest date. Arrest counts for the same period may change over time.

Bledsoe County Sheriff's Office - NIBRS Agency Crime Overview - 2017

2016 Population Estimate	N/A	Offenses (*)		Arrests (**)		
		Reported	Cleared	Adult	Juvenile	
Offense Overview		Group A Offenses				
		Crimes Against Persons				
Offense Total	74	Murder	0	0	0	0
Number Cleared	8	Negligent Manslaughter	0	0	0	0
Percent Cleared	10.81 %	Negligent Vehicular Manslaughter	0	0	0	0
Group A Crimes per 100,000 population	N/A	Kidnapping/Abduction	1	0	0	0
		Forcible Rape	0	0	0	0
		Forcible Sodomy	0	0	0	0
		Sexual Assault W/Object	0	0	0	0
Arrest Overview		Forcible Fondling	1	0	0	0
Total Arrests	17	Incest	0	0	0	0
Adult Arrests	16	Statutory Rape	0	0	0	0
Juvenile Arrests	1	Aggravated Assault	1	0	0	0
Unknown Age	0	Simple Assault	3	2	2	0
Arrests per 100,000 population	N/A	Intimidation	0	0	0	0
		Stalking	0	0	0	0
		Commercial Sex Acts	0	0	0	0
Average number offenses/incident	1.06	Involuntary Servitude	0	0	0	0
		Crimes Against Property				
Domestic Violence Victims		Arson	0	0	0	0
Offense	Reported	Cleared	Bribery	0	0	0
Murder	0	0	Burglary	11	0	0
Aggravated Assault	0	0	Counterfeiting/Forgery	0	0	0
Simple Assault	0	0	Destruction/Damage/Vandalism	6	0	0
Intimidation	0	0	Embezzlement	0	0	0
Stalking	0	0	Extortion/Blackmail	0	0	0
Forcible Rape	0	0	Fraud - False Pretenses	0	0	0
Forcible Sodomy	0	0	Fraud - Credit Card/ATM	1	0	0
Sexual Assault W/Object	0	0	Fraud - Impersonation	0	0	0
Forcible Fondling	1	0	Fraud - Welfare	0	0	0
Incest	0	0	Fraud - Wire	0	0	0
Statutory Rape	0	0	Fraud - Identity Theft	0	0	0
Kidnapping/Abduction	0	0	Fraud - Computer Hacking/Invasion	0	0	0
Commercial Sex Acts	0	0	Robbery	0	0	0
Involuntary Servitude	0	0	Theft - Pocket-picking	1	0	0
Total	1	0	Theft - Purse Snatching	0	0	0
			Theft - Shoplifting	0	0	0
Group B Arrests			Theft From Building	2	0	0
Offense	Adult	Juvenile	Theft From Coin Machine	0	0	0
Bad Checks	0	0	Theft From Motor Vehicle	5	0	0
Curfew/Vagrancy	0	0	Theft of Motor Vehicle Parts	0	0	0
Disorderly Conduct	0	0	Theft - All Other Larceny	20	0	0
DUI	2	0	Motor Vehicle Theft	15	0	0
Drunkenness	1	1	Stolen Property Offenses	0	0	0
Family-Non Violent	0	0	Crimes Against Society			
Liquor Law Violations	0	0	Animal Cruelty	0	0	0
Peeping Tom	0	0	Drug/Narcotic Violations	7	6	6
Trespass	1	0	Drug/Narcotic Equipment Violations	0	0	0
All Other Offenses	4	0	Gambling - Betting/Wagering	0	0	0
Total Group B	8	1	Gambling - Operating/Promoting	0	0	0
			Gambling - Equipment Violations	0	0	0
			Gambling - Sports Tampering	0	0	0
			Pornography/Obscene Material	0	0	0
			Prostitution	0	0	0
			Prostitution Assisting/Promoting	0	0	0
			Purchasing Prostitution	0	0	0
			Weapon Law Violations	0	0	0
			Total Group A Offenses	74	8	8

Crime in Tennessee 2017

(*) Offenses are counted using the FBI Units of Count for Crime

(**) The 'Arrests' column shows arrests made for incidents during the selected period, regardless of arrest date. Arrest counts for the same period may change over time.

Blount County Sheriff's Office - NIBRS Agency Crime Overview - 2017

2016 Population Estimate	N/A	Offenses (*)		Arrests (**)		
		Reported	Cleared	Adult	Juvenile	
Offense Overview		Group A Offenses				
		Crimes Against Persons				
Offense Total	3,438	Murder	1	1	0	0
Number Cleared	1,069	Negligent Manslaughter	1	1	1	0
Percent Cleared	31.09 %	Negligent Vehicular Manslaughter	0	0	0	0
Group A Crimes per 100,000 population	N/A	Kidnapping/Abduction	4	2	0	0
		Forcible Rape	29	5	3	1
		Forcible Sodomy	2	1	0	1
		Sexual Assault W/Object	0	0	0	0
Arrest Overview		Forcible Fondling	29	5	3	1
Total Arrests	3,706	Incest	0	0	0	0
Adult Arrests	3,452	Statutory Rape	1	0	0	0
Juvenile Arrests	254	Aggravated Assault	352	168	119	13
Unknown Age	0	Simple Assault	750	249	153	31
Arrests per 100,000 population	N/A	Intimidation	105	10	4	1
		Stalking	8	5	4	0
		Commercial Sex Acts	0	0	0	0
Average number offenses/incident	1.26	Involuntary Servitude	0	0	0	0
		Crimes Against Property				
Domestic Violence Victims		Arson	5	0	0	0
Offense	Reported	Cleared	Bribery	0	0	0
Murder	0	0	Burglary	252	39	29
Aggravated Assault	189	89	Counterfeiting/Forgery	21	9	10
Simple Assault	545	192	Destruction/Damage/Vandalism	251	41	17
Intimidation	32	3	Embezzlement	7	2	2
Stalking	0	0	Extortion/Blackmail	0	0	0
Forcible Rape	11	4	Fraud - False Pretenses	97	6	2
Forcible Sodomy	2	1	Fraud - Credit Card/ATM	22	1	1
Sexual Assault W/Object	0	0	Fraud - Impersonation	39	22	22
Forcible Fondling	10	2	Fraud - Welfare	1	0	0
Incest	0	0	Fraud - Wire	77	0	0
Statutory Rape	1	0	Fraud - Identity Theft	50	0	0
Kidnapping/Abduction	1	1	Fraud - Computer Hacking/Invasion	1	1	1
Commercial Sex Acts	0	0	Robbery	15	6	9
Involuntary Servitude	0	0	Theft - Pocket-picking	0	0	0
Total	791	292	Theft - Purse Snatching	0	0	0
			Theft - Shoplifting	22	4	4
Group B Arrests			Theft From Building	234	38	33
Offense	Adult	Juvenile	Theft From Coin Machine	5	0	0
Bad Checks	13	0	Theft From Motor Vehicle	128	9	5
Curfew/Vagrancy	0	1	Theft of Motor Vehicle Parts	71	3	3
Disorderly Conduct	10	4	Theft - All Other Larceny	304	19	21
DUI	98	0	Motor Vehicle Theft	121	28	22
Drunkenness	63	0	Stolen Property Offenses	10	9	10
Family-Non Violent	70	1	Crimes Against Society			
Liquor Law Violations	1	6	Animal Cruelty	0	0	0
Peeping Tom	0	0	Drug/Narcotic Violations	225	210	211
Trespass	9	1	Drug/Narcotic Equipment Violations	163	152	49
All Other Offenses	2,432	137	Gambling - Betting/Wagering	0	0	0
Total Group B	2,696	150	Gambling - Operating/Promoting	0	0	0
			Gambling - Equipment Violations	0	0	0
			Gambling - Sports Tampering	0	0	0
			Pornography/Obscene Material	11	2	1
			Prostitution	1	1	11
			Prostitution Assisting/Promoting	0	0	0
			Purchasing Prostitution	0	0	0
			Weapon Law Violations	23	20	6
			Total Group A Offenses	3,438	1,069	756
						104

Crime in Tennessee 2017

(*) Offenses are counted using the FBI Units of Count for Crime

(**) The 'Arrests' column shows arrests made for incidents during the selected period, regardless of arrest date. Arrest counts for the same period may change over time.

Bradley County Sheriff's Office - NIBRS Agency Crime Overview - 2017

2016 Population Estimate	N/A	Offenses (*)		Arrests (**)		
		Reported	Cleared	Adult	Juvenile	
Offense Overview		Group A Offenses				
		Crimes Against Persons				
Offense Total	2,709	Murder	1	1	1	0
Number Cleared	1,773	Negligent Manslaughter	0	0	0	0
Percent Cleared	65.45 %	Negligent Vehicular Manslaughter	0	0	0	0
Group A Crimes per 100,000 population	N/A	Kidnapping/Abduction	12	10	6	1
		Forcible Rape	12	6	1	1
		Forcible Sodomy	1	1	1	0
		Sexual Assault W/Object	0	0	0	0
Arrest Overview		Forcible Fondling	1	1	0	0
Total Arrests	3,470	Incest	1	1	1	0
Adult Arrests	3,386	Statutory Rape	2	2	1	0
Juvenile Arrests	84	Aggravated Assault	196	158	103	10
Unknown Age	0	Simple Assault	474	432	216	25
Arrests per 100,000 population	N/A	Intimidation	75	49	18	4
		Stalking	2	2	2	0
		Commercial Sex Acts	0	0	0	0
Average number offenses/incident	1.25	Involuntary Servitude	0	0	0	0
		Crimes Against Property				
Domestic Violence Victims		Arson	1	0	0	0
Offense	Reported	Cleared	Bribery	0	0	0
Murder	0	0	Burglary	244	90	75
Aggravated Assault	104	92	Counterfeiting/Forgery	6	2	1
Simple Assault	370	347	Destruction/Damage/Vandalism	234	108	23
Intimidation	28	21	Embezzlement	6	6	5
Stalking	2	2	Extortion/Blackmail	0	0	0
Forcible Rape	3	2	Fraud - False Pretenses	27	8	7
Forcible Sodomy	1	1	Fraud - Credit Card/ATM	20	6	3
Sexual Assault W/Object	0	0	Fraud - Impersonation	8	6	5
Forcible Fondling	1	1	Fraud - Welfare	0	0	0
Incest	1	1	Fraud - Wire	0	0	0
Statutory Rape	1	1	Fraud - Identity Theft	3	0	0
Kidnapping/Abduction	5	5	Fraud - Computer Hacking/Invasion	0	0	0
Commercial Sex Acts	0	0	Robbery	5	2	2
Involuntary Servitude	0	0	Theft - Pocket-picking	0	0	0
Total	516	473	Theft - Purse Snatching	0	0	0
			Theft - Shoplifting	31	15	10
Group B Arrests			Theft From Building	173	83	33
Offense	Adult	Juvenile	Theft From Coin Machine	7	3	3
Bad Checks	0	0	Theft From Motor Vehicle	111	26	18
Curfew/Vagrancy	0	0	Theft of Motor Vehicle Parts	37	2	1
Disorderly Conduct	34	2	Theft - All Other Larceny	203	45	25
DUI	72	0	Motor Vehicle Theft	157	92	69
Drunkenness	48	0	Stolen Property Offenses	3	3	3
Family-Non Violent	104	0	Crimes Against Society			
Liquor Law Violations	1	5	Animal Cruelty	3	1	0
Peeping Tom	0	0	Drug/Narcotic Violations	387	362	384
Trespass	28	0	Drug/Narcotic Equipment Violations	226	211	30
All Other Offenses	2,046	0	Gambling - Betting/Wagering	0	0	0
Total Group B	2,333	7	Gambling - Operating/Promoting	0	0	0
			Gambling - Equipment Violations	0	0	0
			Gambling - Sports Tampering	0	0	0
			Pornography/Obscene Material	1	1	0
			Prostitution	3	3	2
			Prostitution Assisting/Promoting	0	0	0
			Purchasing Prostitution	8	8	1
			Weapon Law Violations	28	27	3
			Total Group A Offenses	2,709	1,773	1,053
						77

Crime in Tennessee 2017

(*) Offenses are counted using the FBI Units of Count for Crime

(**) The 'Arrests' column shows arrests made for incidents during the selected period, regardless of arrest date. Arrest counts for the same period may change over time.

Campbell County Sheriff's Office - NIBRS Agency Crime Overview - 2017

2016 Population Estimate	N/A	Offenses (*)		Arrests (**)		
		Reported	Cleared	Adult	Juvenile	
Offense Overview		Group A Offenses				
		Crimes Against Persons				
Offense Total	1,199	Murder	1	0	0	0
Number Cleared	325	Negligent Manslaughter	0	0	0	0
Percent Cleared	27.11 %	Negligent Vehicular Manslaughter	0	0	0	0
Group A Crimes per 100,000 population	N/A	Kidnapping/Abduction	1	0	0	0
		Forcible Rape	10	0	0	0
		Forcible Sodomy	4	0	0	0
		Sexual Assault W/Object	0	0	0	0
Arrest Overview		Forcible Fondling	7	0	0	0
Total Arrests	697	Incest	2	0	0	0
Adult Arrests	692	Statutory Rape	2	0	0	0
Juvenile Arrests	5	Aggravated Assault	39	22	19	0
Unknown Age	0	Simple Assault	92	66	51	3
Arrests per 100,000 population	N/A	Intimidation	34	4	4	0
		Stalking	2	0	0	0
		Commercial Sex Acts	0	0	0	0
Average number offenses/incident	1.22	Involuntary Servitude	0	0	0	0
		Crimes Against Property				
Domestic Violence Victims		Arson	0	0	0	0
Offense	Reported	Cleared	Bribery	0	0	0
Murder	0	0	Burglary	201	24	31
Aggravated Assault	11	11	Counterfeiting/Forgery	6	1	0
Simple Assault	47	40	Destruction/Damage/Vandalism	223	26	6
Intimidation	8	2	Embezzlement	0	0	0
Stalking	0	0	Extortion/Blackmail	0	0	0
Forcible Rape	2	0	Fraud - False Pretenses	52	6	2
Forcible Sodomy	0	0	Fraud - Credit Card/ATM	6	1	0
Sexual Assault W/Object	0	0	Fraud - Impersonation	5	2	2
Forcible Fondling	1	0	Fraud - Welfare	0	0	0
Incest	2	0	Fraud - Wire	0	0	0
Statutory Rape	0	0	Fraud - Identity Theft	0	0	0
Kidnapping/Abduction	0	0	Fraud - Computer Hacking/Invasion	0	0	0
Commercial Sex Acts	0	0	Robbery	5	0	0
Involuntary Servitude	0	0	Theft - Pocket-picking	0	0	0
Total	71	53	Theft - Purse Snatching	0	0	0
			Theft - Shoplifting	1	0	0
Group B Arrests			Theft From Building	81	10	5
Offense	Adult	Juvenile	Theft From Coin Machine	0	0	0
Bad Checks	2	0	Theft From Motor Vehicle	77	12	13
Curfew/Vagrancy	0	0	Theft of Motor Vehicle Parts	13	1	0
Disorderly Conduct	2	0	Theft - All Other Larceny	150	28	28
DUI	17	0	Motor Vehicle Theft	69	14	8
Drunkenness	37	0	Stolen Property Offenses	0	0	0
Family-Non Violent	21	0	Crimes Against Society			
Liquor Law Violations	0	0	Animal Cruelty	0	0	0
Peeping Tom	0	0	Drug/Narcotic Violations	73	70	69
Trespass	12	1	Drug/Narcotic Equipment Violations	37	36	10
All Other Offenses	352	0	Gambling - Betting/Wagering	0	0	0
Total Group B	443	1	Gambling - Operating/Promoting	0	0	0
			Gambling - Equipment Violations	0	0	0
			Gambling - Sports Tampering	0	0	0
			Pornography/Obscene Material	4	0	0
			Prostitution	1	1	1
			Prostitution Assisting/Promoting	0	0	0
			Purchasing Prostitution	0	0	0
			Weapon Law Violations	1	1	0
			Total Group A Offenses	1,199	325	249
						4

Crime in Tennessee 2017

(*) Offenses are counted using the FBI Units of Count for Crime

(**) The 'Arrests' column shows arrests made for incidents during the selected period, regardless of arrest date. Arrest counts for the same period may change over time.

Cannon County Sheriff's Office - NIBRS Agency Crime Overview - 2017

2016 Population Estimate	N/A	Offenses (*)		Arrests (**)		
		Reported	Cleared	Adult	Juvenile	
Offense Overview		Group A Offenses				
Crimes Against Persons						
Offense Total	278	Murder	2	2	1	0
Number Cleared	160	Negligent Manslaughter	0	0	0	0
Percent Cleared	57.55 %	Negligent Vehicular Manslaughter	0	0	0	0
Group A Crimes per 100,000 population	N/A	Kidnapping/Abduction	6	4	1	0
		Forcible Rape	0	0	0	0
		Forcible Sodomy	0	0	0	0
		Sexual Assault W/Object	0	0	0	0
Arrest Overview		Forcible Fondling	1	1	1	0
Total Arrests	262	Incest	0	0	0	0
Adult Arrests	254	Statutory Rape	0	0	0	0
Juvenile Arrests	8	Aggravated Assault	26	18	11	1
Unknown Age	0	Simple Assault	25	23	18	1
Arrests per 100,000 population	N/A	Intimidation	6	4	3	0
		Stalking	1	0	0	0
		Commercial Sex Acts	0	0	0	0
Average number offenses/incident	1.38	Involuntary Servitude	0	0	0	0
Domestic Violence Victims		Crimes Against Property				
		Arson	2	0	0	0
Offense	Reported	Cleared	Bribery	0	0	0
Murder	0	0	Burglary	36	3	5
Aggravated Assault	12	12	Counterfeiting/Forgery	1	0	0
Simple Assault	18	16	Destruction/Damage/Vandalism	15	4	0
Intimidation	2	2	Embezzlement	0	0	0
Stalking	0	0	Extortion/Blackmail	0	0	0
Forcible Rape	0	0	Fraud - False Pretenses	4	1	1
Forcible Sodomy	0	0	Fraud - Credit Card/ATM	8	0	0
Sexual Assault W/Object	0	0	Fraud - Impersonation	1	0	0
Forcible Fondling	1	1	Fraud - Welfare	0	0	0
Incest	0	0	Fraud - Wire	0	0	0
Statutory Rape	0	0	Fraud - Identity Theft	0	0	0
Kidnapping/Abduction	2	2	Fraud - Computer Hacking/Invasion	0	0	0
Commercial Sex Acts	0	0	Robbery	2	1	1
Involuntary Servitude	0	0	Theft - Pocket-picking	0	0	0
Total	35	33	Theft - Purse Snatching	0	0	0
Group B Arrests						
Offense	Adult	Juvenile	Theft - Shoplifting	0	0	0
Bad Checks	4	0	Theft From Building	3	0	0
Curfew/Vagrancy	0	0	Theft From Coin Machine	0	0	0
Disorderly Conduct	1	0	Theft From Motor Vehicle	11	0	0
DUI	30	0	Theft of Motor Vehicle Parts	3	0	0
Drunkenness	4	0	Theft - All Other Larceny	10	5	5
Family-Non Violent	2	0	Motor Vehicle Theft	22	5	4
Liquor Law Violations	2	0	Stolen Property Offenses	0	0	0
Peeping Tom	0	0	Crimes Against Society			
Trespass	6	0	Animal Cruelty	0	0	0
All Other Offenses	98	3	Drug/Narcotic Violations	46	44	44
Total Group B	147	3	Drug/Narcotic Equipment Violations	41	39	9
			Gambling - Betting/Wagering	0	0	0
			Gambling - Operating/Promoting	0	0	0
			Gambling - Equipment Violations	0	0	0
			Gambling - Sports Tampering	0	0	0
			Pornography/Obscene Material	0	0	0
			Prostitution	0	0	0
			Prostitution Assisting/Promoting	0	0	0
			Purchasing Prostitution	1	1	0
			Weapon Law Violations	5	5	3
			Total Group A Offenses	278	160	107
						5

Crime in Tennessee 2017

(*) Offenses are counted using the FBI Units of Count for Crime

(**) The 'Arrests' column shows arrests made for incidents during the selected period, regardless of arrest date. Arrest counts for the same period may change over time.

Carroll County Sheriff's Office - NIBRS Agency Crime Overview - 2017

2016 Population Estimate	N/A	Offenses (*)		Arrests (**)			
		Reported	Cleared	Adult	Juvenile		
Offense Overview		Group A Offenses					
Crimes Against Persons							
Offense Total	417	Murder	0	0	0	0	
Number Cleared	211	Negligent Manslaughter	0	0	0	0	
Percent Cleared	50.60 %	Negligent Vehicular Manslaughter	0	0	0	0	
Group A Crimes per 100,000 population	N/A	Kidnapping/Abduction	3	3	2	0	
		Forcible Rape	2	0	0	0	
		Forcible Sodomy	0	0	0	0	
		Sexual Assault W/Object	0	0	0	0	
Arrest Overview		Forcible Fondling	4	1	1	0	
Total Arrests	614	Incest	0	0	0	0	
Adult Arrests	607	Statutory Rape	0	0	0	0	
Juvenile Arrests	7	Aggravated Assault	44	38	26	1	
Unknown Age	0	Simple Assault	62	57	50	0	
Arrests per 100,000 population	N/A	Intimidation	3	1	0	0	
		Stalking	3	3	3	0	
		Commercial Sex Acts	0	0	0	0	
Average number offenses/incident	1.23	Involuntary Servitude	0	0	0	0	
Domestic Violence Victims		Crimes Against Property					
Offense	Reported	Cleared	Arson	0	0	0	0
Murder	0	0	Bribery	0	0	0	0
Aggravated Assault	25	21	Burglary	88	14	14	0
Simple Assault	46	44	Counterfeiting/Forgery	2	2	0	0
Intimidation	0	0	Destruction/Damage/Vandalism	38	10	2	1
Stalking	0	0	Embezzlement	0	0	0	0
Forcible Rape	0	0	Extortion/Blackmail	0	0	0	0
Forcible Sodomy	0	0	Fraud - False Pretenses	9	2	1	0
Sexual Assault W/Object	0	0	Fraud - Credit Card/ATM	9	0	0	0
Forcible Fondling	1	0	Fraud - Impersonation	4	0	0	0
Incest	0	0	Fraud - Welfare	0	0	0	0
Statutory Rape	0	0	Fraud - Wire	0	0	0	0
Kidnapping/Abduction	3	3	Fraud - Identity Theft	0	0	0	0
Commercial Sex Acts	0	0	Fraud - Computer Hacking/Invasion	0	0	0	0
Involuntary Servitude	0	0	Robbery	1	1	1	0
Total	75	68	Theft - Pocket-picking	0	0	0	0
			Theft - Purse Snatching	0	0	0	0
			Theft - Shoplifting	4	2	2	0
			Theft From Building	6	2	1	0
Group B Arrests			Theft From Coin Machine	0	0	0	0
Offense	Adult	Juvenile	Theft From Motor Vehicle	10	1	0	0
Bad Checks	2	0	Theft of Motor Vehicle Parts	9	0	0	0
Curfew/Vagrancy	0	0	Theft - All Other Larceny	32	3	3	0
Disorderly Conduct	5	0	Motor Vehicle Theft	17	4	4	0
DUI	6	0	Stolen Property Offenses	0	0	0	0
Drunkenness	5	0	Crimes Against Society				
Family-Non Violent	50	0	Animal Cruelty	2	2	1	0
Liquor Law Violations	0	0	Drug/Narcotic Violations	34	34	37	4
Peeping Tom	0	0	Drug/Narcotic Equipment Violations	26	26	8	0
Trespass	3	0	Gambling - Betting/Wagering	0	0	0	0
All Other Offenses	377	1	Gambling - Operating/Promoting	0	0	0	0
Total Group B	448	1	Gambling - Equipment Violations	0	0	0	0
			Gambling - Sports Tampering	0	0	0	0
			Pornography/Obscene Material	0	0	0	0
			Prostitution	0	0	0	0
			Prostitution Assisting/Promoting	0	0	0	0
			Purchasing Prostitution	0	0	0	0
			Weapon Law Violations	5	5	3	0
			Total Group A Offenses	417	211	159	6

Crime in Tennessee 2017

(*) Offenses are counted using the FBI Units of Count for Crime

(**) The 'Arrests' column shows arrests made for incidents during the selected period, regardless of arrest date. Arrest counts for the same period may change over time.

Carter County Sheriff's Office - NIBRS Agency Crime Overview - 2017

2016 Population Estimate	N/A	Offenses (*)		Arrests (**)		
		Reported	Cleared	Adult	Juvenile	
Offense Overview		Group A Offenses				
		Crimes Against Persons				
Offense Total	1,041	Murder	0	0	0	0
Number Cleared	290	Negligent Manslaughter	0	0	0	0
Percent Cleared	27.86 %	Negligent Vehicular Manslaughter	0	0	0	0
Group A Crimes per 100,000 population	N/A	Kidnapping/Abduction	0	0	0	0
		Forcible Rape	4	0	0	0
		Forcible Sodomy	0	0	0	0
		Sexual Assault W/Object	0	0	0	0
Arrest Overview		Forcible Fondling	4	0	0	0
Total Arrests	1,257	Incest	1	0	0	0
Adult Arrests	1,233	Statutory Rape	0	0	0	0
Juvenile Arrests	24	Aggravated Assault	63	41	35	0
Unknown Age	0	Simple Assault	125	82	72	7
Arrests per 100,000 population	N/A	Intimidation	11	5	6	0
		Stalking	0	0	0	0
		Commercial Sex Acts	0	0	0	0
Average number offenses/incident	1.07	Involuntary Servitude	0	0	0	0
		Crimes Against Property				
Domestic Violence Victims		Arson	1	0	0	0
Offense	Reported	Cleared	Bribery	0	0	0
Murder	0	0	Burglary	140	16	16
Aggravated Assault	20	16	Counterfeiting/Forgery	9	0	0
Simple Assault	66	47	Destruction/Damage/Vandalism	83	14	12
Intimidation	3	2	Embezzlement	0	0	0
Stalking	0	0	Extortion/Blackmail	0	0	0
Forcible Rape	2	0	Fraud - False Pretenses	6	1	0
Forcible Sodomy	0	0	Fraud - Credit Card/ATM	7	0	0
Sexual Assault W/Object	0	0	Fraud - Impersonation	0	0	0
Forcible Fondling	0	0	Fraud - Welfare	0	0	0
Incest	1	0	Fraud - Wire	2	0	0
Statutory Rape	0	0	Fraud - Identity Theft	0	0	0
Kidnapping/Abduction	0	0	Fraud - Computer Hacking/Invasion	0	0	0
Commercial Sex Acts	0	0	Robbery	2	2	4
Involuntary Servitude	0	0	Theft - Pocket-picking	0	0	0
Total	92	65	Theft - Purse Snatching	0	0	0
			Theft - Shoplifting	8	2	1
Group B Arrests			Theft From Building	116	4	2
Offense	Adult	Juvenile	Theft From Coin Machine	0	0	0
Bad Checks	0	0	Theft From Motor Vehicle	60	5	2
Curfew/Vagrancy	0	0	Theft of Motor Vehicle Parts	16	0	0
Disorderly Conduct	5	1	Theft - All Other Larceny	226	13	17
DUI	39	0	Motor Vehicle Theft	54	9	8
Drunkenness	33	2	Stolen Property Offenses	3	2	2
Family-Non Violent	3	0	Crimes Against Society			
Liquor Law Violations	0	1	Animal Cruelty	0	0	0
Peeping Tom	0	0	Drug/Narcotic Violations	68	62	62
Trespass	8	0	Drug/Narcotic Equipment Violations	25	25	8
All Other Offenses	895	6	Gambling - Betting/Wagering	0	0	0
Total Group B	983	10	Gambling - Operating/Promoting	0	0	0
			Gambling - Equipment Violations	0	0	0
			Gambling - Sports Tampering	0	0	0
			Pornography/Obscene Material	0	0	0
			Prostitution	0	0	0
			Prostitution Assisting/Promoting	0	0	0
			Purchasing Prostitution	0	0	0
			Weapon Law Violations	7	7	3
			Total Group A Offenses	1,041	290	250
						14

Crime in Tennessee 2017

(*) Offenses are counted using the FBI Units of Count for Crime

(**) The 'Arrests' column shows arrests made for incidents during the selected period, regardless of arrest date. Arrest counts for the same period may change over time.

Cheatham County Sheriff's Office - NIBRS Agency Crime Overview - 2017

2016 Population Estimate	N/A	Offenses (*)		Arrests (**)		
		Reported	Cleared	Adult	Juvenile	
Offense Overview		Group A Offenses				
		Crimes Against Persons				
Offense Total	2,024	Murder	2	1	1	0
Number Cleared	1,089	Negligent Manslaughter	0	0	0	0
Percent Cleared	53.80 %	Negligent Vehicular Manslaughter	0	0	0	0
Group A Crimes per 100,000 population	N/A	Kidnapping/Abduction	11	10	2	0
		Forcible Rape	4	0	1	0
		Forcible Sodomy	1	1	0	0
		Sexual Assault W/Object	0	0	0	0
Arrest Overview		Forcible Fondling	8	0	0	0
Total Arrests	1,858	Incest	0	0	0	0
Adult Arrests	1,743	Statutory Rape	0	0	0	0
Juvenile Arrests	115	Aggravated Assault	94	72	77	1
Unknown Age	0	Simple Assault	365	273	171	12
Arrests per 100,000 population	N/A	Intimidation	77	23	8	5
		Stalking	2	0	1	0
		Commercial Sex Acts	0	0	0	0
Average number offenses/incident	1.29	Involuntary Servitude	0	0	0	0
		Crimes Against Property				
Domestic Violence Victims		Arson	7	2	2	0
Offense	Reported	Cleared	Bribery	0	0	0
Murder	0	0	Burglary	144	28	32
Aggravated Assault	34	29	Counterfeiting/Forgery	25	10	9
Simple Assault	132	109	Destruction/Damage/Vandalism	202	46	22
Intimidation	17	2	Embezzlement	3	1	1
Stalking	1	0	Extortion/Blackmail	0	0	0
Forcible Rape	2	0	Fraud - False Pretenses	12	2	2
Forcible Sodomy	1	1	Fraud - Credit Card/ATM	13	1	1
Sexual Assault W/Object	0	0	Fraud - Impersonation	37	13	11
Forcible Fondling	3	0	Fraud - Welfare	0	0	0
Incest	0	0	Fraud - Wire	14	0	0
Statutory Rape	0	0	Fraud - Identity Theft	0	0	0
Kidnapping/Abduction	5	4	Fraud - Computer Hacking/Invasion	0	0	0
Commercial Sex Acts	0	0	Robbery	7	1	2
Involuntary Servitude	0	0	Theft - Pocket-picking	0	0	0
Total	195	145	Theft - Purse Snatching	0	0	0
			Theft - Shoplifting	20	9	9
Group B Arrests			Theft From Building	142	21	10
Offense	Adult	Juvenile	Theft From Coin Machine	0	0	0
Bad Checks	2	0	Theft From Motor Vehicle	76	3	4
Curfew/Vagrancy	0	0	Theft of Motor Vehicle Parts	24	0	0
Disorderly Conduct	3	1	Theft - All Other Larceny	89	11	8
DUI	70	2	Motor Vehicle Theft	74	20	15
Drunkenness	29	0	Stolen Property Offenses	14	11	12
Family-Non Violent	6	0	Crimes Against Society			
Liquor Law Violations	60	4	Animal Cruelty	2	0	0
Peeping Tom	0	0	Drug/Narcotic Violations	349	327	276
Trespass	3	0	Drug/Narcotic Equipment Violations	180	179	25
All Other Offenses	850	50	Gambling - Betting/Wagering	0	0	0
Total Group B	1,023	57	Gambling - Operating/Promoting	0	0	0
			Gambling - Equipment Violations	0	0	0
			Gambling - Sports Tampering	0	0	0
			Pornography/Obscene Material	2	1	1
			Prostitution	2	1	1
			Prostitution Assisting/Promoting	0	0	0
			Purchasing Prostitution	1	1	1
			Weapon Law Violations	21	21	15
			Total Group A Offenses	2,024	1,089	720
						58

Crime in Tennessee 2017

(*) Offenses are counted using the FBI Units of Count for Crime

(**) The 'Arrests' column shows arrests made for incidents during the selected period, regardless of arrest date. Arrest counts for the same period may change over time.

Chester County Sheriff's Office - NIBRS Agency Crime Overview - 2017

2016 Population Estimate	N/A	Offenses (*)		Arrests (**)		
		Reported	Cleared	Adult	Juvenile	
Offense Overview		Group A Offenses				
		Crimes Against Persons				
Offense Total	232	Murder	0	0	0	0
Number Cleared	114	Negligent Manslaughter	0	0	0	0
Percent Cleared	49.14 %	Negligent Vehicular Manslaughter	0	0	0	0
Group A Crimes per 100,000 population	N/A	Kidnapping/Abduction	0	0	0	0
		Forcible Rape	0	0	0	0
		Forcible Sodomy	0	0	0	0
		Sexual Assault W/Object	1	1	0	0
Arrest Overview		Forcible Fondling	1	0	0	0
Total Arrests	319	Incest	0	0	0	0
Adult Arrests	287	Statutory Rape	0	0	0	0
Juvenile Arrests	32	Aggravated Assault	21	14	7	1
Unknown Age	0	Simple Assault	55	42	19	10
Arrests per 100,000 population	N/A	Intimidation	20	9	5	2
		Stalking	0	0	0	0
		Commercial Sex Acts	0	0	0	0
Average number offenses/incident	1.20	Involuntary Servitude	0	0	0	0
		Crimes Against Property				
Domestic Violence Victims		Arson	1	0	0	0
Offense	Reported	Cleared	Bribery	0	0	0
Murder	0	0	Burglary	21	4	3
Aggravated Assault	11	6	Counterfeiting/Forgery	2	1	1
Simple Assault	37	31	Destruction/Damage/Vandalism	35	9	5
Intimidation	7	6	Embezzlement	0	0	0
Stalking	0	0	Extortion/Blackmail	0	0	0
Forcible Rape	0	0	Fraud - False Pretenses	2	0	0
Forcible Sodomy	0	0	Fraud - Credit Card/ATM	4	0	0
Sexual Assault W/Object	0	0	Fraud - Impersonation	3	2	2
Forcible Fondling	0	0	Fraud - Welfare	0	0	0
Incest	0	0	Fraud - Wire	2	0	0
Statutory Rape	0	0	Fraud - Identity Theft	0	0	0
Kidnapping/Abduction	0	0	Fraud - Computer Hacking/Invasion	0	0	0
Commercial Sex Acts	0	0	Robbery	1	0	0
Involuntary Servitude	0	0	Theft - Pocket-picking	0	0	0
Total	55	43	Theft - Purse Snatching	0	0	0
			Theft - Shoplifting	0	0	0
Group B Arrests			Theft From Building	8	3	1
Offense	Adult	Juvenile	Theft From Coin Machine	0	0	0
Bad Checks	8	0	Theft From Motor Vehicle	6	1	4
Curfew/Vagrancy	0	0	Theft of Motor Vehicle Parts	2	1	0
Disorderly Conduct	0	3	Theft - All Other Larceny	16	3	1
DUI	1	0	Motor Vehicle Theft	7	0	0
Drunkenness	5	0	Stolen Property Offenses	0	0	0
Family-Non Violent	3	0	Crimes Against Society			
Liquor Law Violations	0	1	Animal Cruelty	1	1	1
Peeping Tom	0	1	Drug/Narcotic Violations	14	14	11
Trespass	0	0	Drug/Narcotic Equipment Violations	9	9	3
All Other Offenses	207	1	Gambling - Betting/Wagering	0	0	0
Total Group B	224	6	Gambling - Operating/Promoting	0	0	0
			Gambling - Equipment Violations	0	0	0
			Gambling - Sports Tampering	0	0	0
			Pornography/Obscene Material	0	0	0
			Prostitution	0	0	0
			Prostitution Assisting/Promoting	0	0	0
			Purchasing Prostitution	0	0	0
			Weapon Law Violations	0	0	0
			Total Group A Offenses	232	114	63
						26

Crime in Tennessee 2017

(*) Offenses are counted using the FBI Units of Count for Crime

(**) The 'Arrests' column shows arrests made for incidents during the selected period, regardless of arrest date. Arrest counts for the same period may change over time.

Claiborne County Sheriff's Office - NIBRS Agency Crime Overview - 2017

2016 Population Estimate		N/A	Offenses (*)		Arrests (**)	
			Reported	Cleared	Adult	Juvenile
Offense Overview			Group A Offenses			
Crimes Against Persons						
Offense Total	851		2	1	1	0
Number Cleared	366		0	0	0	0
Percent Cleared	43.01 %		0	0	0	0
Group A Crimes per 100,000 population	N/A		2	2	3	0
			0	0	0	0
			1	1	0	0
			1	0	0	0
			3	1	1	0
			0	0	0	0
			0	0	0	0
			62	51	31	0
			103	78	61	8
			5	2	2	0
			0	0	0	0
			1	1	0	0
			0	0	0	0
			Crimes Against Property			
			4	0	0	0
			0	0	0	0
			161	18	18	0
			6	2	2	0
			86	30	18	1
			1	0	0	0
			2	1	0	0
			7	1	1	0
			7	2	1	0
			2	2	1	0
			0	0	0	0
			0	0	0	0
			2	0	0	0
			0	0	0	0
			5	1	2	0
			1	0	0	0
			0	0	0	0
			17	6	5	0
			62	10	9	1
			0	0	0	0
			40	6	6	0
			13	0	0	0
			62	10	10	0
			57	10	9	0
			0	0	0	0
			Crimes Against Society			
			0	0	0	0
			74	73	80	0
			39	39	9	0
			0	0	0	0
			0	0	0	0
			0	0	0	0
			0	0	0	0
			2	0	0	0
			0	0	0	0
			0	0	0	0
			0	0	0	0
			21	18	5	0
			851	366	275	10
Domestic Violence Victims						
Offense	Reported	Cleared				
Murder	0	0				
Aggravated Assault	20	18				
Simple Assault	75	61				
Intimidation	1	1				
Stalking	0	0				
Forcible Rape	0	0				
Forcible Sodomy	1	1				
Sexual Assault W/Object	0	0				
Forcible Fondling	1	0				
Incest	0	0				
Statutory Rape	0	0				
Kidnapping/Abduction	0	0				
Commercial Sex Acts	0	0				
Involuntary Servitude	0	0				
Total	98	81				
Group B Arrests						
Offense	Adult	Juvenile				
Bad Checks	2	0				
Curfew/Vagrancy	0	0				
Disorderly Conduct	10	0				
DUI	21	0				
Drunkenness	12	0				
Family-Non Violent	1	0				
Liquor Law Violations	2	0				
Peeping Tom	0	0				
Trespass	14	0				
All Other Offenses	1,163	1				
Total Group B	1,225	1				

Crime in Tennessee 2017

(*) Offenses are counted using the FBI Units of Count for Crime

(**) The 'Arrests' column shows arrests made for incidents during the selected period, regardless of arrest date. Arrest counts for the same period may change over time.

Clay County Sheriff's Office - NIBRS Agency Crime Overview - 2017

2016 Population Estimate		N/A	Offenses (*)		Arrests (**)	
Offense Overview			Reported	Cleared	Adult	Juvenile
Offense Total		273	0	0	0	0
Number Cleared		190	0	0	0	0
Percent Cleared		69.60 %	0	0	0	0
Group A Crimes per 100,000 population		N/A	0	0	0	0
Arrest Overview			2	0	0	0
Total Arrests		425	0	0	0	0
Adult Arrests		422	0	0	0	0
Juvenile Arrests		3	17	9	9	0
Unknown Age		0	43	42	31	0
Arrests per 100,000 population		N/A	1	1	0	0
Average number offenses/incident		1.37	1	1	1	0
Domestic Violence Victims			0	0	0	0
Offense	Reported	Cleared	Crimes Against Property			
Murder	0	0	Arson	0	0	0
Aggravated Assault	8	8	Bribery	0	0	0
Simple Assault	27	27	Burglary	4	0	0
Intimidation	0	0	Counterfeiting/Forgery	3	1	0
Stalking	1	1	Destruction/Damage/Vandalism	16	7	3
Forcible Rape	0	0	Embezzlement	1	1	1
Forcible Sodomy	0	0	Extortion/Blackmail	0	0	0
Sexual Assault W/Object	0	0	Fraud - False Pretenses	1	1	1
Forcible Fondling	0	0	Fraud - Credit Card/ATM	1	0	0
Incest	0	0	Fraud - Impersonation	1	0	0
Statutory Rape	0	0	Fraud - Welfare	0	0	0
Kidnapping/Abduction	0	0	Fraud - Wire	0	0	0
Commercial Sex Acts	0	0	Fraud - Identity Theft	3	1	0
Involuntary Servitude	0	0	Fraud - Computer Hacking/Invasion	0	0	0
Total	36	36	Robbery	0	0	0
Group B Arrests			Theft - Pocket-picking	0	0	0
Offense	Adult	Juvenile	Theft - Purse Snatching	0	0	0
Bad Checks	1	0	Theft - Shoplifting	0	0	0
Curfew/Vagrancy	0	0	Theft From Building	2	0	0
Disorderly Conduct	5	0	Theft From Coin Machine	0	0	0
DUI	33	0	Theft From Motor Vehicle	1	0	0
Drunkenness	19	0	Theft of Motor Vehicle Parts	0	0	0
Family-Non Violent	6	0	Theft - All Other Larceny	36	3	3
Liquor Law Violations	0	0	Motor Vehicle Theft	9	5	5
Peeping Tom	0	0	Stolen Property Offenses	0	0	0
Trespass	2	0	Crimes Against Society			
All Other Offenses	216	0	Animal Cruelty	1	0	0
Total Group B	282	0	Drug/Narcotic Violations	62	55	34
			Drug/Narcotic Equipment Violations	60	56	49
			Gambling - Betting/Wagering	0	0	0
			Gambling - Operating/Promoting	0	0	0
			Gambling - Equipment Violations	0	0	0
			Gambling - Sports Tampering	0	0	0
			Pornography/Obscene Material	0	0	0
			Prostitution	0	0	0
			Prostitution Assisting/Promoting	0	0	0
			Purchasing Prostitution	0	0	0
			Weapon Law Violations	7	7	3
			Total Group A Offenses	273	190	140
						3

Crime in Tennessee 2017

(*) Offenses are counted using the FBI Units of Count for Crime

(**) The 'Arrests' column shows arrests made for incidents during the selected period, regardless of arrest date. Arrest counts for the same period may change over time.

Cocke County Sheriff's Office - NIBRS Agency Crime Overview - 2017

2016 Population Estimate	N/A	Offenses (*)		Arrests (**)		
		Reported	Cleared	Adult	Juvenile	
Offense Overview		Group A Offenses				
		Crimes Against Persons				
Offense Total	1,635	Murder	0	0	0	0
Number Cleared	858	Negligent Manslaughter	0	0	0	0
Percent Cleared	52.48 %	Negligent Vehicular Manslaughter	0	0	0	0
Group A Crimes per 100,000 population	N/A	Kidnapping/Abduction	9	5	7	0
		Forcible Rape	4	2	1	0
		Forcible Sodomy	2	2	0	0
		Sexual Assault W/Object	1	0	0	0
		Forcible Fondling	7	1	1	0
Arrest Overview		Incest	0	0	0	0
Total Arrests	1,472	Statutory Rape	2	1	1	0
Adult Arrests	1,457	Aggravated Assault	136	108	88	1
Juvenile Arrests	15	Simple Assault	198	154	142	3
Unknown Age	0	Intimidation	43	20	13	2
Arrests per 100,000 population	N/A	Stalking	9	7	5	0
		Commercial Sex Acts	0	0	0	0
Average number offenses/incident	1.25	Involuntary Servitude	0	0	0	0
		Crimes Against Property				
Domestic Violence Victims		Arson	8	3	2	0
Offense	Reported	Cleared	Bribery	0	0	0
Murder	0	0	Burglary	213	40	39
Aggravated Assault	64	53	Counterfeiting/Forgery	16	7	3
Simple Assault	123	100	Destruction/Damage/Vandalism	161	43	22
Intimidation	21	11	Embezzlement	1	1	1
Stalking	4	3	Extortion/Blackmail	1	0	0
Forcible Rape	2	2	Fraud - False Pretenses	55	15	13
Forcible Sodomy	2	2	Fraud - Credit Card/ATM	25	6	3
Sexual Assault W/Object	1	0	Fraud - Impersonation	3	3	3
Forcible Fondling	4	1	Fraud - Welfare	0	0	0
Incest	0	0	Fraud - Wire	1	0	0
Statutory Rape	0	0	Fraud - Identity Theft	3	2	0
Kidnapping/Abduction	3	1	Fraud - Computer Hacking/Invasion	0	0	0
Commercial Sex Acts	0	0	Robbery	8	3	4
Involuntary Servitude	0	0	Theft - Pocket-picking	0	0	0
Total	224	173	Theft - Purse Snatching	0	0	0
			Theft - Shoplifting	9	5	6
Group B Arrests			Theft From Building	91	26	21
Offense	Adult	Juvenile	Theft From Coin Machine	2	0	0
Bad Checks	5	0	Theft From Motor Vehicle	62	8	5
Curfew/Vagrancy	0	0	Theft of Motor Vehicle Parts	26	3	0
Disorderly Conduct	21	1	Theft - All Other Larceny	88	9	7
DUI	87	0	Motor Vehicle Theft	82	26	29
Drunkenness	63	0	Stolen Property Offenses	0	0	0
Family-Non Violent	48	0	Crimes Against Society			
Liquor Law Violations	5	3	Animal Cruelty	3	1	0
Peeping Tom	0	0	Drug/Narcotic Violations	165	163	183
Trespass	4	0	Drug/Narcotic Equipment Violations	154	154	85
All Other Offenses	531	0	Gambling - Betting/Wagering	0	0	0
Total Group B	764	4	Gambling - Operating/Promoting	0	0	0
			Gambling - Equipment Violations	0	0	0
			Gambling - Sports Tampering	0	0	0
			Pornography/Obscene Material	3	0	0
			Prostitution	0	0	0
			Prostitution Assisting/Promoting	0	0	0
			Purchasing Prostitution	0	0	0
			Weapon Law Violations	44	40	9
			Total Group A Offenses	1,635	858	693
						11

Crime in Tennessee 2017

(*) Offenses are counted using the FBI Units of Count for Crime

(**) The 'Arrests' column shows arrests made for incidents during the selected period, regardless of arrest date. Arrest counts for the same period may change over time.

Coffee County Sheriff's Office - NIBRS Agency Crime Overview - 2017

2016 Population Estimate	N/A	Offenses (*)		Arrests (**)		
		Reported	Cleared	Adult	Juvenile	
Offense Overview		Group A Offenses				
		Crimes Against Persons				
Offense Total	1,306	Murder	0	0	0	0
Number Cleared	632	Negligent Manslaughter	0	0	0	0
Percent Cleared	48.39 %	Negligent Vehicular Manslaughter	0	0	0	0
Group A Crimes per 100,000 population	N/A	Kidnapping/Abduction	2	2	2	0
		Forcible Rape	6	0	0	0
		Forcible Sodomy	0	0	0	0
		Sexual Assault W/Object	0	0	0	0
		Forcible Fondling	6	0	0	0
Arrest Overview		Incest	0	0	0	0
Total Arrests	1,375	Statutory Rape	2	0	0	0
Adult Arrests	1,350	Aggravated Assault	66	43	41	0
Juvenile Arrests	25	Simple Assault	162	88	70	11
Unknown Age	0	Intimidation	96	9	6	1
Arrests per 100,000 population	N/A	Stalking	2	0	0	0
		Commercial Sex Acts	0	0	0	0
Average number offenses/incident	1.13	Involuntary Servitude	0	0	0	0
		Crimes Against Property				
Domestic Violence Victims		Arson	1	1	1	0
Offense	Reported	Cleared	Bribery	0	0	0
Murder	0	0	Burglary	131	7	10
Aggravated Assault	33	26	Counterfeiting/Forgery	5	4	1
Simple Assault	106	73	Destruction/Damage/Vandalism	74	4	1
Intimidation	44	4	Embezzlement	0	0	0
Stalking	2	0	Extortion/Blackmail	0	0	0
Forcible Rape	1	0	Fraud - False Pretenses	9	0	0
Forcible Sodomy	0	0	Fraud - Credit Card/ATM	14	0	0
Sexual Assault W/Object	0	0	Fraud - Impersonation	7	1	0
Forcible Fondling	2	0	Fraud - Welfare	0	0	0
Incest	0	0	Fraud - Wire	1	0	0
Statutory Rape	0	0	Fraud - Identity Theft	0	0	0
Kidnapping/Abduction	2	2	Fraud - Computer Hacking/Invasion	0	0	0
Commercial Sex Acts	0	0	Robbery	2	0	0
Involuntary Servitude	0	0	Theft - Pocket-picking	3	2	3
Total	190	105	Theft - Purse Snatching	0	0	0
			Theft - Shoplifting	6	4	5
Group B Arrests			Theft From Building	83	6	6
Offense	Adult	Juvenile	Theft From Coin Machine	0	0	0
Bad Checks	1	0	Theft From Motor Vehicle	44	0	0
Curfew/Vagrancy	0	0	Theft of Motor Vehicle Parts	8	0	0
Disorderly Conduct	9	1	Theft - All Other Larceny	69	6	7
DUI	35	0	Motor Vehicle Theft	37	3	3
Drunkenness	40	1	Stolen Property Offenses	0	0	0
Family-Non Violent	84	0	Crimes Against Society			
Liquor Law Violations	1	2	Animal Cruelty	1	1	2
Peeping Tom	0	0	Drug/Narcotic Violations	380	371	375
Trespass	7	1	Drug/Narcotic Equipment Violations	77	72	12
All Other Offenses	627	0	Gambling - Betting/Wagering	0	0	0
Total Group B	804	5	Gambling - Operating/Promoting	0	0	0
			Gambling - Equipment Violations	0	0	0
			Gambling - Sports Tampering	0	0	0
			Pornography/Obscene Material	1	0	0
			Prostitution	0	0	0
			Prostitution Assisting/Promoting	0	0	0
			Purchasing Prostitution	0	0	0
			Weapon Law Violations	11	8	1
			Total Group A Offenses	1,306	632	546
						20

Crime in Tennessee 2017

(*) Offenses are counted using the FBI Units of Count for Crime

(**) The 'Arrests' column shows arrests made for incidents during the selected period, regardless of arrest date. Arrest counts for the same period may change over time.

Crockett County Sheriff's Office - NIBRS Agency Crime Overview - 2017

2016 Population Estimate	N/A	Offenses (*)		Arrests (**)		
		Reported	Cleared	Adult	Juvenile	
Offense Overview		Group A Offenses				
		Crimes Against Persons				
Offense Total	321	Murder	0	0	0	0
Number Cleared	108	Negligent Manslaughter	0	0	0	0
Percent Cleared	33.64 %	Negligent Vehicular Manslaughter	0	0	0	0
Group A Crimes per 100,000 population	N/A	Kidnapping/Abduction	1	1	1	0
		Forcible Rape	0	0	0	0
		Forcible Sodomy	0	0	0	0
		Sexual Assault W/Object	0	0	0	0
Arrest Overview		Forcible Fondling	0	0	0	0
Total Arrests	375	Incest	0	0	0	0
Adult Arrests	369	Statutory Rape	0	0	0	0
Juvenile Arrests	6	Aggravated Assault	34	25	17	0
Unknown Age	0	Simple Assault	79	43	39	1
Arrests per 100,000 population	N/A	Intimidation	29	5	5	0
		Stalking	0	0	0	0
		Commercial Sex Acts	1	0	0	0
Average number offenses/incident	1.16	Involuntary Servitude	0	0	0	0
		Crimes Against Property				
Domestic Violence Victims		Arson	1	0	0	0
Offense	Reported	Cleared	Bribery	0	0	0
Murder	0	0	Burglary	30	4	3
Aggravated Assault	7	7	Counterfeiting/Forgery	1	0	0
Simple Assault	45	35	Destruction/Damage/Vandalism	45	4	2
Intimidation	4	1	Embezzlement	1	1	1
Stalking	0	0	Extortion/Blackmail	2	1	1
Forcible Rape	0	0	Fraud - False Pretenses	2	0	0
Forcible Sodomy	0	0	Fraud - Credit Card/ATM	1	0	0
Sexual Assault W/Object	0	0	Fraud - Impersonation	1	0	0
Forcible Fondling	0	0	Fraud - Welfare	0	0	0
Incest	0	0	Fraud - Wire	6	1	1
Statutory Rape	0	0	Fraud - Identity Theft	0	0	0
Kidnapping/Abduction	1	1	Fraud - Computer Hacking/Invasion	0	0	0
Commercial Sex Acts	0	0	Robbery	2	1	2
Involuntary Servitude	0	0	Theft - Pocket-picking	0	0	0
Total	57	44	Theft - Purse Snatching	0	0	0
			Theft - Shoplifting	3	2	2
Group B Arrests			Theft From Building	16	2	2
Offense	Adult	Juvenile	Theft From Coin Machine	0	0	0
Bad Checks	10	0	Theft From Motor Vehicle	20	2	3
Curfew/Vagrancy	0	0	Theft of Motor Vehicle Parts	1	0	0
Disorderly Conduct	6	0	Theft - All Other Larceny	20	4	5
DUI	3	0	Motor Vehicle Theft	12	2	2
Drunkenness	3	0	Stolen Property Offenses	0	0	0
Family-Non Violent	25	2	Crimes Against Society			
Liquor Law Violations	0	0	Animal Cruelty	0	0	0
Peeping Tom	0	0	Drug/Narcotic Violations	8	5	5
Trespass	1	0	Drug/Narcotic Equipment Violations	2	2	2
All Other Offenses	228	1	Gambling - Betting/Wagering	0	0	0
Total Group B	276	3	Gambling - Operating/Promoting	0	0	0
			Gambling - Equipment Violations	0	0	0
			Gambling - Sports Tampering	0	0	0
			Pornography/Obscene Material	0	0	0
			Prostitution	0	0	0
			Prostitution Assisting/Promoting	0	0	0
			Purchasing Prostitution	0	0	0
			Weapon Law Violations	3	3	0
			Total Group A Offenses	321	108	93
						3

Crime in Tennessee 2017

(*) Offenses are counted using the FBI Units of Count for Crime

(**) The 'Arrests' column shows arrests made for incidents during the selected period, regardless of arrest date. Arrest counts for the same period may change over time.

Cumberland County Sheriff's Office - NIBRS Agency Crime Overview - 2017

2016 Population Estimate	N/A	Offenses (*)		Arrests (**)		
		Reported	Cleared	Adult	Juvenile	
Offense Overview		Group A Offenses				
		Crimes Against Persons				
Offense Total	1,545	Murder	0	0	0	0
Number Cleared	548	Negligent Manslaughter	0	0	0	0
Percent Cleared	35.47 %	Negligent Vehicular Manslaughter	0	0	0	0
Group A Crimes per 100,000 population	N/A	Kidnapping/Abduction	0	0	0	0
		Forcible Rape	1	1	1	0
		Forcible Sodomy	0	0	0	0
		Sexual Assault W/Object	0	0	0	0
Arrest Overview		Forcible Fondling	0	0	0	0
Total Arrests	1,793	Incest	0	0	0	0
Adult Arrests	1,789	Statutory Rape	0	0	0	0
Juvenile Arrests	4	Aggravated Assault	25	25	23	0
Unknown Age	0	Simple Assault	108	106	94	0
Arrests per 100,000 population	N/A	Intimidation	5	5	4	0
		Stalking	0	0	0	0
		Commercial Sex Acts	0	0	0	0
Average number offenses/incident	1.20	Involuntary Servitude	0	0	0	0
		Crimes Against Property				
Domestic Violence Victims		Arson	2	0	0	0
Offense	Reported	Cleared	Bribery	0	0	0
Murder	0	0	Burglary	212	24	28
Aggravated Assault	16	16	Counterfeiting/Forgery	24	4	3
Simple Assault	90	90	Destruction/Damage/Vandalism	264	28	13
Intimidation	4	4	Embezzlement	19	3	3
Stalking	0	0	Extortion/Blackmail	0	0	0
Forcible Rape	1	1	Fraud - False Pretenses	30	2	2
Forcible Sodomy	0	0	Fraud - Credit Card/ATM	21	6	5
Sexual Assault W/Object	0	0	Fraud - Impersonation	2	0	0
Forcible Fondling	0	0	Fraud - Welfare	1	0	0
Incest	0	0	Fraud - Wire	15	0	0
Statutory Rape	0	0	Fraud - Identity Theft	1	0	0
Kidnapping/Abduction	0	0	Fraud - Computer Hacking/Invasion	0	0	0
Commercial Sex Acts	0	0	Robbery	0	0	0
Involuntary Servitude	0	0	Theft - Pocket-picking	1	0	0
Total	111	111	Theft - Purse Snatching	0	0	0
			Theft - Shoplifting	13	8	6
Group B Arrests			Theft From Building	108	9	6
Offense	Adult	Juvenile	Theft From Coin Machine	0	0	0
Bad Checks	13	0	Theft From Motor Vehicle	79	9	7
Curfew/Vagrancy	0	0	Theft of Motor Vehicle Parts	15	0	0
Disorderly Conduct	8	0	Theft - All Other Larceny	207	15	20
DUI	84	0	Motor Vehicle Theft	99	14	18
Drunkenness	43	0	Stolen Property Offenses	11	11	8
Family-Non Violent	78	0	Crimes Against Society			
Liquor Law Violations	5	0	Animal Cruelty	3	3	3
Peeping Tom	0	0	Drug/Narcotic Violations	161	159	176
Trespass	12	0	Drug/Narcotic Equipment Violations	106	104	19
All Other Offenses	1,103	0	Gambling - Betting/Wagering	0	0	0
Total Group B	1,346	0	Gambling - Operating/Promoting	0	0	0
			Gambling - Equipment Violations	0	0	0
			Gambling - Sports Tampering	0	0	0
			Pornography/Obscene Material	0	0	0
			Prostitution	0	0	0
			Prostitution Assisting/Promoting	0	0	0
			Purchasing Prostitution	0	0	0
			Weapon Law Violations	12	12	4
			Total Group A Offenses	1,545	548	443
						4

Crime in Tennessee 2017

(*) Offenses are counted using the FBI Units of Count for Crime

(**) The 'Arrests' column shows arrests made for incidents during the selected period, regardless of arrest date. Arrest counts for the same period may change over time.

Decatur County Sheriff's Office - NIBRS Agency Crime Overview - 2017

2016 Population Estimate	N/A	Offenses (*)		Arrests (**)	
		Reported	Cleared	Adult	Juvenile
Offense Overview		Group A Offenses			
		Crimes Against Persons			
Offense Total	353	0	0	0	0
Number Cleared	146	0	0	0	0
Percent Cleared	41.36 %	0	0	0	0
Group A Crimes per 100,000 population	N/A	1	0	0	0
		4	1	1	0
		1	0	0	0
		0	0	0	0
Arrest Overview		Crimes Against Property			
Total Arrests	186	5	1	1	0
Adult Arrests	181	0	0	0	0
Juvenile Arrests	5	1	5	6	0
Unknown Age	0	72	56	43	4
Arrests per 100,000 population	N/A	13	2	2	0
		1	0	0	0
		0	0	0	0
Average number offenses/incident	1.18	0	0	0	0
Domestic Violence Victims		Crimes Against Society			
Offense	Reported	Cleared			
Murder	0	0	1	0	0
Aggravated Assault	4	0	0	0	0
Simple Assault	44	34	49	5	4
Intimidation	3	0	6	1	1
Stalking	0	0	38	2	2
Forcible Rape	2	1	0	0	0
Forcible Sodomy	1	0	0	0	0
Sexual Assault W/Object	0	0	0	0	0
Forcible Fondling	4	0	3	1	0
Incest	0	0	2	0	0
Statutory Rape	0	0	0	0	0
Kidnapping/Abduction	0	0	2	0	0
Commercial Sex Acts	0	0	0	0	0
Involuntary Servitude	0	0	0	0	0
Total	58	35	1	0	0
Group B Arrests		Crimes Against Society			
Offense	Adult	Juvenile			
Bad Checks	1	0	1	0	0
Curfew/Vagrancy	0	0	36	35	38
Disorderly Conduct	12	0	22	22	7
DUI	10	0	0	0	0
Drunkenness	5	0	0	0	0
Family-Non Violent	0	0	0	0	0
Liquor Law Violations	2	1	0	0	0
Peeping Tom	0	0	0	0	0
Trespass	2	0	0	0	0
All Other Offenses	33	0	0	0	0
Total Group B	65	1	0	0	0
		Crimes Against Society			
			1	0	0
			36	35	38
			22	22	7
			0	0	0
			0	0	0
			0	0	0
			0	0	0
			0	0	0
			0	0	0
			0	0	0
			0	0	0
			0	0	0
			0	0	0
			0	0	0
			6	5	2
			353	146	116
					4

Crime in Tennessee 2017

(*) Offenses are counted using the FBI Units of Count for Crime

(**) The 'Arrests' column shows arrests made for incidents during the selected period, regardless of arrest date. Arrest counts for the same period may change over time.

DeKalb County Sheriff's Office - NIBRS Agency Crime Overview - 2017

2016 Population Estimate		N/A	Offenses (*)		Arrests (**)	
Offense Overview			Reported	Cleared	Adult	Juvenile
Offense Total		464	0	0	0	0
Number Cleared		292	0	0	0	0
Percent Cleared		62.93 %	0	0	0	0
Group A Crimes per 100,000 population		N/A	0	0	0	0
Arrest Overview			5	1	1	0
Total Arrests		806	3	1	1	0
Adult Arrests		774	0	0	0	0
Juvenile Arrests		32	4	1	0	1
Unknown Age		0	0	0	0	0
Arrests per 100,000 population		N/A	0	0	0	0
Average number offenses/incident		1.22	0	0	0	0
Domestic Violence Victims			Crimes Against Persons			
Offense	Reported	Cleared	Crimes Against Persons			
Murder	0	0	Murder	0	0	0
Aggravated Assault	8	8	Negligent Manslaughter	0	0	0
Simple Assault	37	35	Negligent Vehicular Manslaughter	0	0	0
Intimidation	1	1	Kidnapping/Abduction	0	0	0
Stalking	0	0	Forcible Rape	5	1	1
Forcible Rape	2	0	Forcible Sodomy	3	1	1
Forcible Sodomy	1	0	Sexual Assault W/Object	0	0	0
Sexual Assault W/Object	0	0	Forcible Fondling	4	1	0
Forcible Fondling	1	1	Incest	0	0	0
Incest	0	0	Statutory Rape	1	1	1
Statutory Rape	0	0	Aggravated Assault	17	15	10
Kidnapping/Abduction	0	0	Simple Assault	59	56	48
Commercial Sex Acts	0	0	Intimidation	7	7	4
Involuntary Servitude	0	0	Stalking	0	0	0
Total	50	45	Commercial Sex Acts	0	0	0
Group B Arrests			Involuntary Servitude	0	0	0
Offense	Adult	Juvenile	Crimes Against Property			
Bad Checks	6	0	Arson	5	1	1
Curfew/Vagrancy	0	0	Bribery	0	0	0
Disorderly Conduct	3	4	Burglary	65	33	13
DUI	38	0	Counterfeiting/Forgery	12	8	3
Drunkenness	14	0	Destruction/Damage/Vandalism	43	14	6
Family-Non Violent	6	0	Embezzlement	0	0	0
Liquor Law Violations	0	0	Extortion/Blackmail	0	0	0
Peeping Tom	0	0	Extortion/Blackmail	0	0	0
Trespass	5	0	Fraud - False Pretenses	10	6	0
All Other Offenses	514	10	Fraud - Credit Card/ATM	7	4	1
Total Group B	586	14	Fraud - Impersonation	1	1	0
			Fraud - Welfare	0	0	0
			Fraud - Wire	0	0	0
			Fraud - Identity Theft	0	0	0
			Fraud - Computer Hacking/Invasion	0	0	0
			Robbery	0	0	0
			Theft - Pocket-picking	0	0	0
			Theft - Purse Snatching	0	0	0
			Theft - Shoplifting	0	0	0
			Theft From Building	31	14	10
			Theft From Coin Machine	0	0	0
			Theft From Motor Vehicle	19	4	2
			Theft of Motor Vehicle Parts	3	0	0
			Theft - All Other Larceny	46	12	7
			Motor Vehicle Theft	21	8	5
			Stolen Property Offenses	4	4	3
			Crimes Against Society	Crimes Against Society		
			Animal Cruelty	1	1	1
			Drug/Narcotic Violations	55	55	56
			Drug/Narcotic Equipment Violations	30	30	6
			Gambling - Betting/Wagering	0	0	0
			Gambling - Operating/Promoting	0	0	0
			Gambling - Equipment Violations	0	0	0
			Gambling - Sports Tampering	0	0	0
			Pornography/Obscene Material	1	1	1
			Prostitution	0	0	0
			Prostitution Assisting/Promoting	0	0	0
			Purchasing Prostitution	0	0	0
			Weapon Law Violations	14	14	8
			Total Group A Offenses	464	292	188
						18

Crime in Tennessee 2017

(*) Offenses are counted using the FBI Units of Count for Crime

(**) The 'Arrests' column shows arrests made for incidents during the selected period, regardless of arrest date. Arrest counts for the same period may change over time.

Dickson County Sheriff's Office - NIBRS Agency Crime Overview - 2017

2016 Population Estimate	N/A	Offenses (*)		Arrests (**)		
		Reported	Cleared	Adult	Juvenile	
Offense Overview		Group A Offenses				
		Crimes Against Persons				
Offense Total	1,455	Murder	1	1	1	0
Number Cleared	575	Negligent Manslaughter	0	0	0	0
Percent Cleared	39.52 %	Negligent Vehicular Manslaughter	0	0	0	0
Group A Crimes per 100,000 population	N/A	Kidnapping/Abduction	2	2	0	0
		Forcible Rape	17	5	3	0
		Forcible Sodomy	1	0	0	0
		Sexual Assault W/Object	1	0	0	0
Arrest Overview		Forcible Fondling	39	4	2	0
Total Arrests	1,700	Incest	1	0	0	0
Adult Arrests	1,651	Statutory Rape	3	1	1	0
Juvenile Arrests	49	Aggravated Assault	87	55	39	4
Unknown Age	0	Simple Assault	253	152	97	10
Arrests per 100,000 population	N/A	Intimidation	62	12	2	0
		Stalking	1	1	1	0
		Commercial Sex Acts	0	0	0	0
Average number offenses/incident	1.14	Involuntary Servitude	0	0	0	0
		Crimes Against Property				
Domestic Violence Victims		Arson	1	0	0	0
Offense	Reported	Cleared	Bribery	1	0	0
Murder	1	1	Burglary	144	22	15
Aggravated Assault	45	30	Counterfeiting/Forgery	14	5	5
Simple Assault	164	115	Destruction/Damage/Vandalism	122	17	6
Intimidation	16	4	Embezzlement	0	0	0
Stalking	0	0	Extortion/Blackmail	2	0	0
Forcible Rape	7	4	Fraud - False Pretenses	83	6	3
Forcible Sodomy	1	0	Fraud - Credit Card/ATM	3	0	0
Sexual Assault W/Object	1	0	Fraud - Impersonation	21	2	2
Forcible Fondling	14	1	Fraud - Welfare	2	0	0
Incest	1	0	Fraud - Wire	0	0	0
Statutory Rape	1	0	Fraud - Identity Theft	4	0	0
Kidnapping/Abduction	2	2	Fraud - Computer Hacking/Invasion	1	0	0
Commercial Sex Acts	0	0	Robbery	4	1	2
Involuntary Servitude	0	0	Theft - Pocket-picking	0	0	0
Total	253	157	Theft - Purse Snatching	0	0	0
			Theft - Shoplifting	10	1	1
Group B Arrests			Theft From Building	30	9	5
Offense	Adult	Juvenile	Theft From Coin Machine	0	0	0
Bad Checks	16	0	Theft From Motor Vehicle	57	4	3
Curfew/Vagrancy	0	0	Theft of Motor Vehicle Parts	9	1	2
Disorderly Conduct	6	1	Theft - All Other Larceny	158	24	18
DUI	44	1	Motor Vehicle Theft	57	17	9
Drunkenness	28	0	Stolen Property Offenses	3	3	3
Family-Non Violent	23	0	Crimes Against Society			
Liquor Law Violations	1	0	Animal Cruelty	2	0	0
Peeping Tom	0	0	Drug/Narcotic Violations	154	139	104
Trespass	5	0	Drug/Narcotic Equipment Violations	90	82	23
All Other Offenses	1,176	23	Gambling - Betting/Wagering	0	0	0
Total Group B	1,299	25	Gambling - Operating/Promoting	0	0	0
			Gambling - Equipment Violations	0	0	0
			Gambling - Sports Tampering	0	0	0
			Pornography/Obscene Material	7	1	1
			Prostitution	0	0	0
			Prostitution Assisting/Promoting	0	0	0
			Purchasing Prostitution	0	0	0
			Weapon Law Violations	8	8	4
			Total Group A Offenses	1,455	575	352
						24

Crime in Tennessee 2017

(*) Offenses are counted using the FBI Units of Count for Crime

(**) The 'Arrests' column shows arrests made for incidents during the selected period, regardless of arrest date. Arrest counts for the same period may change over time.

Dyer County Sheriff's Office - NIBRS Agency Crime Overview - 2017

2016 Population Estimate		N/A	Offenses (*)		Arrests (**)		
			Reported	Cleared	Adult	Juvenile	
Offense Overview			Group A Offenses				
			Crimes Against Persons				
Offense Total	664		Murder	0	0	0	0
Number Cleared	260		Negligent Manslaughter	0	0	0	0
Percent Cleared	39.16 %		Negligent Vehicular Manslaughter	0	0	0	0
Group A Crimes per 100,000 population	N/A		Kidnapping/Abduction	1	0	0	0
			Forcible Rape	5	0	0	0
			Forcible Sodomy	0	0	0	0
			Sexual Assault W/Object	0	0	0	0
Arrest Overview			Forcible Fondling	11	1	1	0
Total Arrests	1,095		Incest	0	0	0	0
Adult Arrests	977		Statutory Rape	3	1	1	0
Juvenile Arrests	118		Aggravated Assault	32	24	22	1
Unknown Age	0		Simple Assault	99	80	57	14
Arrests per 100,000 population	N/A		Intimidation	16	5	3	0
			Stalking	1	1	1	0
			Commercial Sex Acts	0	0	0	0
Average number offenses/incident	1.10		Involuntary Servitude	0	0	0	0
			Crimes Against Property				
Domestic Violence Victims			Arson	0	0	0	0
Offense	Reported	Cleared	Bribery	0	0	0	0
Murder	0	0	Burglary	60	12	15	1
Aggravated Assault	11	10	Counterfeiting/Forgery	6	1	1	0
Simple Assault	64	56	Destruction/Damage/Vandalism	76	18	13	3
Intimidation	6	1	Embezzlement	1	0	0	0
Stalking	1	1	Extortion/Blackmail	0	0	0	0
Forcible Rape	1	0	Fraud - False Pretenses	1	0	0	0
Forcible Sodomy	0	0	Fraud - Credit Card/ATM	13	1	1	0
Sexual Assault W/Object	0	0	Fraud - Impersonation	1	1	1	0
Forcible Fondling	3	1	Fraud - Welfare	1	0	0	0
Incest	0	0	Fraud - Wire	1	0	0	0
Statutory Rape	0	0	Fraud - Identity Theft	3	0	0	0
Kidnapping/Abduction	1	0	Fraud - Computer Hacking/Invasion	0	0	0	0
Commercial Sex Acts	0	0	Robbery	4	1	1	0
Involuntary Servitude	0	0	Theft - Pocket-picking	0	0	0	0
Total	87	69	Theft - Purse Snatching	0	0	0	0
			Theft - Shoplifting	5	1	1	0
Group B Arrests			Theft From Building	84	9	6	1
Offense	Adult	Juvenile	Theft From Coin Machine	2	0	0	0
Bad Checks	2	0	Theft From Motor Vehicle	58	2	2	0
Curfew/Vagrancy	0	0	Theft of Motor Vehicle Parts	1	0	0	0
Disorderly Conduct	0	0	Theft - All Other Larceny	64	7	5	1
DUI	20	3	Motor Vehicle Theft	22	6	7	1
Drunkenness	8	0	Stolen Property Offenses	1	1	2	0
Family-Non Violent	3	0	Crimes Against Society				
Liquor Law Violations	0	12	Animal Cruelty	0	0	0	0
Peeping Tom	0	0	Drug/Narcotic Violations	68	65	74	12
Trespass	4	0	Drug/Narcotic Equipment Violations	17	17	3	2
All Other Offenses	719	65	Gambling - Betting/Wagering	0	0	0	0
Total Group B	756	80	Gambling - Operating/Promoting	0	0	0	0
			Gambling - Equipment Violations	0	0	0	0
			Gambling - Sports Tampering	0	0	0	0
			Pornography/Obscene Material	0	0	0	0
			Prostitution	1	1	2	0
			Prostitution Assisting/Promoting	0	0	0	0
			Purchasing Prostitution	0	0	0	0
			Weapon Law Violations	6	5	2	2
			Total Group A Offenses	664	260	221	38

Crime in Tennessee 2017

(*) Offenses are counted using the FBI Units of Count for Crime

(**) The 'Arrests' column shows arrests made for incidents during the selected period, regardless of arrest date. Arrest counts for the same period may change over time.

Fayette County Sheriff's Office - NIBRS Agency Crime Overview - 2017

2016 Population Estimate	N/A	Offenses (*)		Arrests (**)		
		Reported	Cleared	Adult	Juvenile	
Offense Overview		Group A Offenses				
		Crimes Against Persons				
Offense Total	620	Murder	1	0	0	0
Number Cleared	165	Negligent Manslaughter	0	0	0	0
Percent Cleared	26.61 %	Negligent Vehicular Manslaughter	0	0	0	0
Group A Crimes per 100,000 population	N/A	Kidnapping/Abduction	1	0	0	0
		Forcible Rape	1	0	0	0
		Forcible Sodomy	0	0	0	0
		Sexual Assault W/Object	0	0	0	0
Arrest Overview		Forcible Fondling	1	0	0	0
Total Arrests	182	Incest	0	0	0	0
Adult Arrests	171	Statutory Rape	0	0	0	0
Juvenile Arrests	11	Aggravated Assault	42	22	20	2
Unknown Age	0	Simple Assault	81	42	41	1
Arrests per 100,000 population	N/A	Intimidation	23	1	1	0
		Stalking	0	0	0	0
		Commercial Sex Acts	0	0	0	0
Average number offenses/incident	1.14	Involuntary Servitude	0	0	0	0
		Crimes Against Property				
Domestic Violence Victims		Arson	1	0	0	0
Offense	Reported	Cleared	Bribery	0	0	0
Murder	0	0	Burglary	88	10	16
Aggravated Assault	24	16	Counterfeiting/Forgery	3	1	1
Simple Assault	45	29	Destruction/Damage/Vandalism	88	7	5
Intimidation	4	0	Embezzlement	0	0	0
Stalking	0	0	Extortion/Blackmail	0	0	0
Forcible Rape	0	0	Fraud - False Pretenses	9	0	0
Forcible Sodomy	0	0	Fraud - Credit Card/ATM	0	0	0
Sexual Assault W/Object	0	0	Fraud - Impersonation	20	0	0
Forcible Fondling	0	0	Fraud - Welfare	0	0	0
Incest	0	0	Fraud - Wire	6	0	0
Statutory Rape	0	0	Fraud - Identity Theft	2	0	0
Kidnapping/Abduction	0	0	Fraud - Computer Hacking/Invasion	0	0	0
Commercial Sex Acts	0	0	Robbery	7	1	1
Involuntary Servitude	0	0	Theft - Pocket-picking	0	0	0
Total	73	45	Theft - Purse Snatching	0	0	0
			Theft - Shoplifting	0	0	0
Group B Arrests			Theft From Building	36	2	1
Offense	Adult	Juvenile	Theft From Coin Machine	0	0	0
Bad Checks	0	0	Theft From Motor Vehicle	17	0	0
Curfew/Vagrancy	0	0	Theft of Motor Vehicle Parts	1	0	0
Disorderly Conduct	5	0	Theft - All Other Larceny	81	4	4
DUI	13	0	Motor Vehicle Theft	28	6	2
Drunkenness	3	0	Stolen Property Offenses	0	0	0
Family-Non Violent	1	0	Crimes Against Society			
Liquor Law Violations	0	0	Animal Cruelty	0	0	0
Peeping Tom	0	0	Drug/Narcotic Violations	55	45	46
Trespass	1	0	Drug/Narcotic Equipment Violations	17	16	2
All Other Offenses	8	0	Gambling - Betting/Wagering	0	0	0
Total Group B	31	0	Gambling - Operating/Promoting	0	0	0
			Gambling - Equipment Violations	0	0	0
			Gambling - Sports Tampering	0	0	0
			Pornography/Obscene Material	0	0	0
			Prostitution	0	0	0
			Prostitution Assisting/Promoting	0	0	0
			Purchasing Prostitution	0	0	0
			Weapon Law Violations	11	8	0
			Total Group A Offenses	620	165	140
						11

Crime in Tennessee 2017

Please go to <https://crimeinsight.tbi.tn.gov/> for additional 2017 data.

(*) Offenses are counted using the FBI Units of Count for Crime

(**) The 'Arrests' column shows arrests made for incidents during the selected period, regardless of arrest date. Arrest counts for the same period may change over time.

Fentress County Sheriff's Office - NIBRS Agency Crime Overview - 2017

2016 Population Estimate		N/A	Offenses (*)		Arrests (**)		
			Reported	Cleared	Adult	Juvenile	
Offense Overview			Group A Offenses				
			Crimes Against Persons				
Offense Total	492		Murder	1	1	1	0
Number Cleared	314		Negligent Manslaughter	0	0	0	0
Percent Cleared	63.82 %		Negligent Vehicular Manslaughter	0	0	0	0
Group A Crimes per 100,000 population	N/A		Kidnapping/Abduction	0	0	0	0
			Forcible Rape	9	4	2	0
			Forcible Sodomy	0	0	0	0
			Sexual Assault W/Object	0	0	0	0
			Forcible Fondling	1	1	0	1
Arrest Overview			Incest	0	0	0	0
Total Arrests	646		Statutory Rape	1	1	1	0
Adult Arrests	642		Aggravated Assault	14	14	9	0
Juvenile Arrests	4		Simple Assault	63	60	56	2
Unknown Age	0		Intimidation	6	0	0	0
Arrests per 100,000 population	N/A		Stalking	0	0	0	0
			Commercial Sex Acts	0	0	0	0
			Involuntary Servitude	0	0	0	0
Average number offenses/incident	1.21		Crimes Against Property				
Domestic Violence Victims			Arson	2	2	1	0
Offense	Reported	Cleared	Bribery	0	0	0	0
Murder	0	0	Burglary	24	6	8	0
Aggravated Assault	7	7	Counterfeiting/Forgery	6	2	1	0
Simple Assault	42	40	Destruction/Damage/Vandalism	38	10	6	0
Intimidation	2	0	Embezzlement	1	1	1	0
Stalking	0	0	Extortion/Blackmail	3	1	1	0
Forcible Rape	3	1	Fraud - False Pretenses	4	3	1	0
Forcible Sodomy	0	0	Fraud - Credit Card/ATM	2	1	1	0
Sexual Assault W/Object	0	0	Fraud - Impersonation	1	0	0	0
Forcible Fondling	0	0	Fraud - Welfare	0	0	0	0
Incest	0	0	Fraud - Wire	0	0	0	0
Statutory Rape	0	0	Fraud - Identity Theft	2	0	0	0
Kidnapping/Abduction	0	0	Fraud - Computer Hacking/Invasion	0	0	0	0
Commercial Sex Acts	0	0	Robbery	0	0	0	0
Involuntary Servitude	0	0	Theft - Pocket-picking	0	0	0	0
Total	54	48	Theft - Purse Snatching	0	0	0	0
			Theft - Shoplifting	1	1	1	0
Group B Arrests			Theft From Building	67	15	8	0
Offense	Adult	Juvenile	Theft From Coin Machine	0	0	0	0
Bad Checks	1	0	Theft From Motor Vehicle	15	1	1	0
Curfew/Vagrancy	0	0	Theft of Motor Vehicle Parts	0	0	0	0
Disorderly Conduct	10	0	Theft - All Other Larceny	35	8	6	0
DUI	34	1	Motor Vehicle Theft	15	4	4	0
Drunkenness	30	0	Stolen Property Offenses	0	0	0	0
Family-Non Violent	4	0	Crimes Against Society				
Liquor Law Violations	2	0	Animal Cruelty	1	1	1	0
Peeping Tom	0	0	Drug/Narcotic Violations	111	109	126	0
Trespass	10	0	Drug/Narcotic Equipment Violations	64	63	30	0
All Other Offenses	283	0	Gambling - Betting/Wagering	0	0	0	0
Total Group B	374	1	Gambling - Operating/Promoting	0	0	0	0
			Gambling - Equipment Violations	0	0	0	0
			Gambling - Sports Tampering	0	0	0	0
			Pornography/Obscene Material	0	0	0	0
			Prostitution	0	0	0	0
			Prostitution Assisting/Promoting	0	0	0	0
			Purchasing Prostitution	0	0	0	0
			Weapon Law Violations	5	5	2	0
			Total Group A Offenses	492	314	268	3

Crime in Tennessee 2017

(*) Offenses are counted using the FBI Units of Count for Crime

(**) The 'Arrests' column shows arrests made for incidents during the selected period, regardless of arrest date. Arrest counts for the same period may change over time.

Franklin County Sheriff's Office - NIBRS Agency Crime Overview - 2017

2016 Population Estimate		N/A	Offenses (*)		Arrests (**)			
Offense Overview			Reported	Cleared	Adult	Juvenile		
Offense Total		788	0	0	0	0		
Number Cleared		251	0	0	0	0		
Percent Cleared		31.85 %	0	0	0	0		
Group A Crimes per 100,000 population		N/A	3	2	2	0		
			6	1	1	0		
			0	0	0	0		
			0	0	0	0		
			9	1	0	1		
Total Arrests		1,985	0	0	0	0		
Adult Arrests		1,925	0	0	0	0		
Juvenile Arrests		60	90	64	38	3		
Unknown Age		0	129	75	38	28		
Arrests per 100,000 population		N/A	57	4	4	2		
			6	2	0	0		
			0	0	0	0		
Average number offenses/incident		1.15	0	0	0	0		
Domestic Violence Victims			Crimes Against Property					
Offense		Reported	Cleared	Arson	2	0	0	0
Murder	0	0	Bribery	0	0	0	0	
Aggravated Assault	52	38	Burglary	41	6	7	0	
Simple Assault	63	37	Counterfeiting/Forgery	4	1	1	0	
Intimidation	7	0	Destruction/Damage/Vandalism	107	11	6	0	
Stalking	1	1	Embezzlement	0	0	0	0	
Forcible Rape	2	1	Extortion/Blackmail	0	0	0	0	
Forcible Sodomy	0	0	Fraud - False Pretenses	13	0	0	0	
Sexual Assault W/Object	0	0	Fraud - Credit Card/ATM	5	0	0	0	
Forcible Fondling	2	0	Fraud - Impersonation	6	0	0	0	
Incest	0	0	Fraud - Welfare	0	0	0	0	
Statutory Rape	0	0	Fraud - Wire	0	0	0	0	
Kidnapping/Abduction	2	2	Fraud - Identity Theft	1	0	0	0	
Commercial Sex Acts	0	0	Fraud - Computer Hacking/Invasion	0	0	0	0	
Involuntary Servitude	0	0	Robbery	1	0	0	0	
Total	129	79	Theft - Pocket-picking	0	0	0	0	
			Theft - Purse Snatching	0	0	0	0	
			Theft - Shoplifting	1	0	0	0	
Group B Arrests			Theft From Building	35	1	2	0	
Offense		Adult	Juvenile	Theft From Coin Machine	0	0	0	
Bad Checks	0	0	Theft From Motor Vehicle	26	2	1	2	
Curfew/Vagrancy	0	0	Theft of Motor Vehicle Parts	3	1	1	0	
Disorderly Conduct	16	18	Theft - All Other Larceny	112	3	2	1	
DUI	27	0	Motor Vehicle Theft	33	6	6	0	
Drunkenness	17	0	Stolen Property Offenses	1	0	0	0	
Family-Non Violent	1	0	Crimes Against Society					
Liquor Law Violations	5	0	Animal Cruelty	0	0	0	0	
Peeping Tom	0	0	Drug/Narcotic Violations	58	44	37	3	
Trespass	1	0	Drug/Narcotic Equipment Violations	31	24	9	0	
All Other Offenses	1,703	2	Gambling - Betting/Wagering	0	0	0	0	
Total Group B	1,770	20	Gambling - Operating/Promoting	0	0	0	0	
			Gambling - Equipment Violations	0	0	0	0	
			Gambling - Sports Tampering	0	0	0	0	
			Pornography/Obscene Material	3	0	0	0	
			Prostitution	0	0	0	0	
			Prostitution Assisting/Promoting	0	0	0	0	
			Purchasing Prostitution	0	0	0	0	
			Weapon Law Violations	5	3	0	0	
			Total Group A Offenses	788	251	155	40	

Crime in Tennessee 2017

(*) Offenses are counted using the FBI Units of Count for Crime

(**) The 'Arrests' column shows arrests made for incidents during the selected period, regardless of arrest date. Arrest counts for the same period may change over time.

Gibson County Sheriff's Office - NIBRS Agency Crime Overview - 2017

2016 Population Estimate		N/A	Offenses (*)		Arrests (**)		
Offense Overview			Reported	Cleared	Adult	Juvenile	
Offense Total		751	0	0	0	0	
Number Cleared		358	0	0	0	0	
Percent Cleared		47.67 %	0	0	0	0	
Group A Crimes per 100,000 population		N/A	3	1	0	0	
			8	2	2	0	
			1	0	0	0	
			1	1	1	0	
			1	0	0	0	
Total Arrests		433	0	0	0	0	
Adult Arrests		390	1	1	1	0	
Juvenile Arrests		43	54	40	31	1	
Unknown Age		0	119	76	60	4	
Arrests per 100,000 population		N/A	25	8	7	0	
			1	1	1	0	
			0	0	0	0	
Average number offenses/incident		1.18	0	0	0	0	
Domestic Violence Victims			Crimes Against Property				
Offense	Reported	Cleared	Arson	1	0	0	0
Murder	0	0	Bribery	0	0	0	0
Aggravated Assault	29	21	Burglary	60	8	7	5
Simple Assault	82	54	Counterfeiting/Forgery	10	3	2	0
Intimidation	13	6	Destruction/Damage/Vandalism	70	17	5	10
Stalking	1	1	Embezzlement	0	0	0	0
Forcible Rape	4	0	Extortion/Blackmail	0	0	0	0
Forcible Sodomy	0	0	Fraud - False Pretenses	6	1	1	0
Sexual Assault W/Object	0	0	Fraud - Credit Card/ATM	6	1	0	0
Forcible Fondling	0	0	Fraud - Impersonation	9	2	2	0
Incest	0	0	Fraud - Welfare	0	0	0	0
Statutory Rape	0	0	Fraud - Wire	0	0	0	0
Kidnapping/Abduction	1	1	Fraud - Identity Theft	7	1	0	0
Commercial Sex Acts	0	0	Fraud - Computer Hacking/Invasion	0	0	0	0
Involuntary Servitude	0	0	Robbery	11	1	0	0
Total	130	83	Theft - Pocket-picking	2	0	0	0
			Theft - Purse Snatching	1	1	1	0
			Theft - Shoplifting	0	0	0	0
Group B Arrests			Theft From Building	49	7	3	1
Offense	Adult	Juvenile	Theft From Coin Machine	0	0	0	0
Bad Checks	0	0	Theft From Motor Vehicle	25	2	2	0
Curfew/Vagrancy	0	0	Theft of Motor Vehicle Parts	3	0	0	0
Disorderly Conduct	4	1	Theft - All Other Larceny	64	9	6	0
DUI	33	0	Motor Vehicle Theft	28	8	6	1
Drunkenness	16	2	Stolen Property Offenses	0	0	0	0
Family-Non Violent	2	1	Crimes Against Society				
Liquor Law Violations	6	1	Animal Cruelty	6	4	4	0
Peeping Tom	0	0	Drug/Narcotic Violations	112	103	98	8
Trespass	9	2	Drug/Narcotic Equipment Violations	51	48	13	1
All Other Offenses	61	4	Gambling - Betting/Wagering	0	0	0	0
Total Group B	131	11	Gambling - Operating/Promoting	0	0	0	0
			Gambling - Equipment Violations	0	0	0	0
			Gambling - Sports Tampering	0	0	0	0
			Pornography/Obscene Material	1	0	0	0
			Prostitution	0	0	0	0
			Prostitution Assisting/Promoting	0	0	0	0
			Purchasing Prostitution	0	0	0	0
			Weapon Law Violations	15	12	6	1
			Total Group A Offenses	751	358	259	32

Crime in Tennessee 2017

(*) Offenses are counted using the FBI Units of Count for Crime

(**) The 'Arrests' column shows arrests made for incidents during the selected period, regardless of arrest date. Arrest counts for the same period may change over time.

Giles County Sheriff's Office - NIBRS Agency Crime Overview - 2017

2016 Population Estimate	N/A	Offenses (*)		Arrests (**)		
		Reported	Cleared	Adult	Juvenile	
Offense Overview		Group A Offenses				
		Crimes Against Persons				
Offense Total	749	Murder	1	1	1	0
Number Cleared	322	Negligent Manslaughter	0	0	0	0
Percent Cleared	42.99 %	Negligent Vehicular Manslaughter	0	0	0	0
Group A Crimes per 100,000 population	N/A	Kidnapping/Abduction	1	1	0	0
		Forcible Rape	6	2	1	0
		Forcible Sodomy	0	0	0	0
		Sexual Assault W/Object	0	0	0	0
Arrest Overview		Forcible Fondling	3	1	0	0
Total Arrests	1,217	Incest	0	0	0	0
Adult Arrests	1,192	Statutory Rape	1	1	1	0
Juvenile Arrests	25	Aggravated Assault	45	36	27	2
Unknown Age	0	Simple Assault	143	93	70	3
Arrests per 100,000 population	N/A	Intimidation	2	2	2	0
		Stalking	0	0	0	0
		Commercial Sex Acts	0	0	0	0
Average number offenses/incident	1.14	Involuntary Servitude	0	0	0	0
		Crimes Against Property				
Domestic Violence Victims		Arson	0	0	0	0
Offense	Reported	Cleared	Bribery	0	0	0
Murder	0	0	Burglary	71	12	18
Aggravated Assault	30	27	Counterfeiting/Forgery	14	5	4
Simple Assault	100	70	Destruction/Damage/Vandalism	60	26	9
Intimidation	1	1	Embezzlement	0	0	0
Stalking	0	0	Extortion/Blackmail	0	0	0
Forcible Rape	2	1	Fraud - False Pretenses	5	0	0
Forcible Sodomy	0	0	Fraud - Credit Card/ATM	5	1	1
Sexual Assault W/Object	0	0	Fraud - Impersonation	1	0	0
Forcible Fondling	1	1	Fraud - Welfare	0	0	0
Incest	0	0	Fraud - Wire	1	0	0
Statutory Rape	1	1	Fraud - Identity Theft	1	0	0
Kidnapping/Abduction	1	1	Fraud - Computer Hacking/Invasion	0	0	0
Commercial Sex Acts	0	0	Robbery	2	0	0
Involuntary Servitude	0	0	Theft - Pocket-picking	0	0	0
Total	136	102	Theft - Purse Snatching	0	0	0
			Theft - Shoplifting	2	1	1
Group B Arrests			Theft From Building	90	13	6
Offense	Adult	Juvenile	Theft From Coin Machine	1	0	0
Bad Checks	0	0	Theft From Motor Vehicle	24	1	1
Curfew/Vagrancy	0	0	Theft of Motor Vehicle Parts	1	0	0
Disorderly Conduct	2	1	Theft - All Other Larceny	42	3	2
DUI	18	0	Motor Vehicle Theft	22	4	3
Drunkenness	18	0	Stolen Property Offenses	2	2	4
Family-Non Violent	0	2	Crimes Against Society			
Liquor Law Violations	0	0	Animal Cruelty	0	0	0
Peeping Tom	0	0	Drug/Narcotic Violations	148	72	61
Trespass	1	0	Drug/Narcotic Equipment Violations	48	40	12
All Other Offenses	925	9	Gambling - Betting/Wagering	0	0	0
Total Group B	964	12	Gambling - Operating/Promoting	0	0	0
			Gambling - Equipment Violations	0	0	0
			Gambling - Sports Tampering	0	0	0
			Pornography/Obscene Material	1	1	1
			Prostitution	0	0	0
			Prostitution Assisting/Promoting	0	0	0
			Purchasing Prostitution	0	0	0
			Weapon Law Violations	6	4	3
			Total Group A Offenses	749	322	228
						13

Crime in Tennessee 2017

(*) Offenses are counted using the FBI Units of Count for Crime

(**) The 'Arrests' column shows arrests made for incidents during the selected period, regardless of arrest date. Arrest counts for the same period may change over time.

Grainger County Sheriff's Office - NIBRS Agency Crime Overview - 2017

2016 Population Estimate		N/A	Offenses (*)		Arrests (**)	
			Reported	Cleared	Adult	Juvenile
Offense Overview			Group A Offenses			
			Crimes Against Persons			
Offense Total	633		1	1	1	0
Number Cleared	430		0	0	0	0
Percent Cleared	67.93 %		0	0	0	0
Group A Crimes per 100,000 population	N/A		3	1	2	0
			7	5	1	0
			0	0	0	0
			0	0	0	0
Arrest Overview			Crimes Against Property			
Total Arrests	1,278		8	4	3	0
Adult Arrests	1,230		0	0	0	0
Juvenile Arrests	48		2	2	1	0
Unknown Age	0		34	32	24	0
Arrests per 100,000 population	N/A		90	80	59	9
			15	12	9	1
			2	1	1	0
			0	0	0	0
Average number offenses/incident	1.21		0	0	0	0
Domestic Violence Victims			Crimes Against Society			
			Arson			
Offense	Reported	Cleared	Bribery			
Murder	0	0	Burglary			
Aggravated Assault	6	5	Counterfeiting/Forgery			
Simple Assault	55	50	Destruction/Damage/Vandalism			
Intimidation	3	2	Embezzlement			
Stalking	0	0	Extortion/Blackmail			
Forcible Rape	4	3	Fraud - False Pretenses			
Forcible Sodomy	0	0	Fraud - Credit Card/ATM			
Sexual Assault W/Object	0	0	Fraud - Impersonation			
Forcible Fondling	4	3	Fraud - Welfare			
Incest	0	0	Fraud - Wire			
Statutory Rape	0	0	Fraud - Identity Theft			
Kidnapping/Abduction	1	0	Fraud - Computer Hacking/Invasion			
Commercial Sex Acts	0	0	Robbery			
Involuntary Servitude	0	0	Theft - Pocket-picking			
Total	73	63	Theft - Purse Snatching			
			Theft - Shoplifting			
Group B Arrests			Theft From Building			
Offense	Adult	Juvenile	Theft From Coin Machine			
Bad Checks	13	0	Theft From Motor Vehicle			
Curfew/Vagrancy	0	0	Theft of Motor Vehicle Parts			
Disorderly Conduct	0	0	Theft - All Other Larceny			
DUI	27	0	Motor Vehicle Theft			
Drunkenness	33	0	Stolen Property Offenses			
Family-Non Violent	2	0	Crimes Against Society			
Liquor Law Violations	3	7	Animal Cruelty			
Peeping Tom	0	0	Drug/Narcotic Violations			
Trespass	10	3	Drug/Narcotic Equipment Violations			
All Other Offenses	835	18	Gambling - Betting/Wagering			
Total Group B	923	28	Gambling - Operating/Promoting			
			Gambling - Equipment Violations			
			Gambling - Sports Tampering			
			Pornography/Obscene Material			
			Prostitution			
			Prostitution Assisting/Promoting			
			Purchasing Prostitution			
			Weapon Law Violations			
			633	430	307	20

Crime in Tennessee 2017

(*) Offenses are counted using the FBI Units of Count for Crime

(**) The 'Arrests' column shows arrests made for incidents during the selected period, regardless of arrest date. Arrest counts for the same period may change over time.

Greene County Sheriff's Office - NIBRS Agency Crime Overview - 2017

2016 Population Estimate	N/A	Offenses (*)		Arrests (**)	
		Reported	Cleared	Adult	Juvenile
Offense Overview		Group A Offenses			
		Crimes Against Persons			
Offense Total	2,731	1	1	0	0
Number Cleared	1,160	0	0	0	0
Percent Cleared	42.48 %	0	0	0	0
Group A Crimes per 100,000 population	N/A	14	12	10	0
		10	6	0	0
		1	1	0	0
		0	0	0	0
Arrest Overview		9	1	1	0
Total Arrests	2,137	0	0	0	0
Adult Arrests	2,084	4	0	0	0
Juvenile Arrests	53	148	83	65	2
Unknown Age	0	401	263	207	14
Arrests per 100,000 population	N/A	183	64	35	5
		10	4	6	0
		0	0	0	0
Average number offenses/incident	1.21	0	0	0	0
		Crimes Against Property			
Domestic Violence Victims		7	3	3	0
Offense	Reported	Cleared			
Murder	1	1	Arson	7	3
Aggravated Assault	70	50	Bribery	0	0
Simple Assault	268	199	Burglary	322	45
Intimidation	79	36	Counterfeiting/Forgery	16	10
Stalking	2	1	Destruction/Damage/Vandalism	303	57
Forcible Rape	4	3	Embezzlement	5	0
Forcible Sodomy	0	0	Extortion/Blackmail	1	0
Sexual Assault W/Object	0	0	Fraud - False Pretenses	122	22
Forcible Fondling	5	0	Fraud - Credit Card/ATM	29	12
Incest	0	0	Fraud - Impersonation	15	2
Statutory Rape	0	0	Fraud - Welfare	0	0
Kidnapping/Abduction	12	10	Fraud - Wire	2	0
Commercial Sex Acts	0	0	Fraud - Identity Theft	0	0
Involuntary Servitude	0	0	Fraud - Computer Hacking/Invasion	0	0
Total	441	300	Robbery	12	5
			Theft - Pocket-picking	0	0
			Theft - Purse Snatching	0	0
			Theft - Shoplifting	31	13
			Theft From Building	191	42
			Theft From Coin Machine	3	3
			Theft From Motor Vehicle	56	7
			Theft of Motor Vehicle Parts	64	1
			Theft - All Other Larceny	162	26
			Motor Vehicle Theft	148	38
			Stolen Property Offenses	3	3
			Crimes Against Society		
			Animal Cruelty	17	8
			Drug/Narcotic Violations	174	168
			Drug/Narcotic Equipment Violations	238	233
			Gambling - Betting/Wagering	0	0
			Gambling - Operating/Promoting	0	0
			Gambling - Equipment Violations	0	0
			Gambling - Sports Tampering	0	0
			Pornography/Obscene Material	1	0
			Prostitution	1	0
			Prostitution Assisting/Promoting	0	0
			Purchasing Prostitution	0	0
			Weapon Law Violations	27	27
			Total Group A Offenses	2,731	1,160
				768	39
		Group B Arrests			
Offense	Adult	Juvenile			
Bad Checks	27	0			
Curfew/Vagrancy	0	0			
Disorderly Conduct	24	5			
DUI	78	0			
Drunkenness	78	0			
Family-Non Violent	115	0			
Liquor Law Violations	2	1			
Peeping Tom	0	0			
Trespass	9	0			
All Other Offenses	983	8			
Total Group B	1,316	14			

Crime in Tennessee 2017

(*) Offenses are counted using the FBI Units of Count for Crime

(**) The 'Arrests' column shows arrests made for incidents during the selected period, regardless of arrest date. Arrest counts for the same period may change over time.

Grundy County Sheriff's Office - NIBRS Agency Crime Overview - 2017

2016 Population Estimate	N/A	Offenses (*)		Arrests (**)		
		Reported	Cleared	Adult	Juvenile	
Offense Overview		Group A Offenses				
		Crimes Against Persons				
Offense Total	711	Murder	1	1	1	0
Number Cleared	358	Negligent Manslaughter	0	0	0	0
Percent Cleared	50.35 %	Negligent Vehicular Manslaughter	0	0	0	0
Group A Crimes per 100,000 population	N/A	Kidnapping/Abduction	0	0	0	0
		Forcible Rape	3	0	0	0
		Forcible Sodomy	0	0	0	0
		Sexual Assault W/Object	2	1	0	5
Arrest Overview		Forcible Fondling	3	1	1	0
Total Arrests	868	Incest	0	0	0	0
Adult Arrests	831	Statutory Rape	0	0	0	0
Juvenile Arrests	37	Aggravated Assault	85	52	33	2
Unknown Age	0	Simple Assault	136	72	58	5
Arrests per 100,000 population	N/A	Intimidation	23	0	0	0
		Stalking	0	0	0	0
		Commercial Sex Acts	0	0	0	0
Average number offenses/incident	1.22	Involuntary Servitude	0	0	0	0
		Crimes Against Property				
Domestic Violence Victims		Arson	3	0	0	0
Offense	Reported	Cleared	Bribery	0	0	0
Murder	0	0	Burglary	57	7	8
Aggravated Assault	45	29	Counterfeiting/Forgery	11	6	4
Simple Assault	97	56	Destruction/Damage/Vandalism	52	16	8
Intimidation	8	0	Embezzlement	0	0	0
Stalking	0	0	Extortion/Blackmail	0	0	0
Forcible Rape	0	0	Fraud - False Pretenses	6	2	0
Forcible Sodomy	0	0	Fraud - Credit Card/ATM	0	0	0
Sexual Assault W/Object	1	0	Fraud - Impersonation	5	3	3
Forcible Fondling	0	0	Fraud - Welfare	0	0	0
Incest	0	0	Fraud - Wire	0	0	0
Statutory Rape	0	0	Fraud - Identity Theft	0	0	0
Kidnapping/Abduction	0	0	Fraud - Computer Hacking/Invasion	0	0	0
Commercial Sex Acts	0	0	Robbery	2	2	2
Involuntary Servitude	0	0	Theft - Pocket-picking	0	0	0
Total	151	85	Theft - Purse Snatching	0	0	0
			Theft - Shoplifting	2	1	1
			Theft From Building	41	2	1
			Theft From Coin Machine	0	0	0
			Theft From Motor Vehicle	15	1	1
			Theft of Motor Vehicle Parts	2	0	0
			Theft - All Other Larceny	22	4	7
			Motor Vehicle Theft	37	5	4
			Stolen Property Offenses	4	1	0
			Crimes Against Society			
			Animal Cruelty	3	1	1
			Drug/Narcotic Violations	106	96	117
			Drug/Narcotic Equipment Violations	67	62	31
			Gambling - Betting/Wagering	0	0	0
			Gambling - Operating/Promoting	0	0	0
			Gambling - Equipment Violations	0	0	0
			Gambling - Sports Tampering	0	0	0
			Pornography/Obscene Material	0	0	0
			Prostitution	0	0	0
			Prostitution Assisting/Promoting	0	0	0
			Purchasing Prostitution	0	0	0
			Weapon Law Violations	23	22	11
			Total Group A Offenses	711	358	292
						24

Crime in Tennessee 2017

(*) Offenses are counted using the FBI Units of Count for Crime

(**) The 'Arrests' column shows arrests made for incidents during the selected period, regardless of arrest date. Arrest counts for the same period may change over time.

Hamblen County Sheriff's Office - NIBRS Agency Crime Overview - 2017

2016 Population Estimate	N/A	Offenses (*)		Arrests (**)		
		Reported	Cleared	Adult	Juvenile	
Offense Overview		Group A Offenses				
		Crimes Against Persons				
Offense Total	1,636	Murder	1	1	1	0
Number Cleared	897	Negligent Manslaughter	0	0	0	0
Percent Cleared	54.83 %	Negligent Vehicular Manslaughter	0	0	0	0
Group A Crimes per 100,000 population	N/A	Kidnapping/Abduction	10	8	4	0
		Forcible Rape	7	4	0	1
		Forcible Sodomy	1	0	0	0
		Sexual Assault W/Object	1	0	0	0
Arrest Overview		Forcible Fondling	7	3	2	0
Total Arrests	2,269	Incest	1	1	1	0
Adult Arrests	2,229	Statutory Rape	2	1	0	0
Juvenile Arrests	40	Aggravated Assault	95	74	51	3
Unknown Age	0	Simple Assault	450	383	126	18
Arrests per 100,000 population	N/A	Intimidation	53	21	8	0
		Stalking	3	2	0	0
		Commercial Sex Acts	0	0	0	0
Average number offenses/incident	1.26	Involuntary Servitude	0	0	0	0
		Crimes Against Property				
Domestic Violence Victims		Arson	14	4	2	0
Offense	Reported	Cleared	Bribery	0	0	0
Murder	1	1	Burglary	146	34	17
Aggravated Assault	37	30	Counterfeiting/Forgery	12	4	1
Simple Assault	169	138	Destruction/Damage/Vandalism	111	36	16
Intimidation	16	12	Embezzlement	13	6	1
Stalking	2	2	Extortion/Blackmail	3	3	3
Forcible Rape	2	2	Fraud - False Pretenses	21	4	0
Forcible Sodomy	0	0	Fraud - Credit Card/ATM	15	4	3
Sexual Assault W/Object	0	0	Fraud - Impersonation	32	3	2
Forcible Fondling	1	0	Fraud - Welfare	0	0	0
Incest	0	0	Fraud - Wire	2	0	0
Statutory Rape	1	0	Fraud - Identity Theft	35	6	1
Kidnapping/Abduction	6	6	Fraud - Computer Hacking/Invasion	0	0	0
Commercial Sex Acts	0	0	Robbery	6	2	3
Involuntary Servitude	0	0	Theft - Pocket-picking	0	0	0
Total	235	191	Theft - Purse Snatching	0	0	0
			Theft - Shoplifting	3	2	2
Group B Arrests			Theft From Building	95	26	12
Offense	Adult	Juvenile	Theft From Coin Machine	0	0	0
Bad Checks	11	0	Theft From Motor Vehicle	72	10	7
Curfew/Vagrancy	0	0	Theft of Motor Vehicle Parts	38	6	3
Disorderly Conduct	9	3	Theft - All Other Larceny	92	14	8
DUI	34	2	Motor Vehicle Theft	69	29	14
Drunkenness	25	0	Stolen Property Offenses	4	4	1
Family-Non Violent	131	0	Crimes Against Society			
Liquor Law Violations	3	0	Animal Cruelty	4	2	2
Peeping Tom	0	0	Drug/Narcotic Violations	100	97	96
Trespass	9	0	Drug/Narcotic Equipment Violations	57	53	6
All Other Offenses	1,612	3	Gambling - Betting/Wagering	0	0	0
Total Group B	1,834	8	Gambling - Operating/Promoting	0	0	0
			Gambling - Equipment Violations	0	0	0
			Gambling - Sports Tampering	0	0	0
			Pornography/Obscene Material	0	0	0
			Prostitution	0	0	0
			Prostitution Assisting/Promoting	0	0	0
			Purchasing Prostitution	0	0	0
			Weapon Law Violations	61	50	2
			Total Group A Offenses	1,636	897	395
						32

Crime in Tennessee 2017

(*) Offenses are counted using the FBI Units of Count for Crime

(**) The 'Arrests' column shows arrests made for incidents during the selected period, regardless of arrest date. Arrest counts for the same period may change over time.

Hamilton County Sheriff's Office - NIBRS Agency Crime Overview - 2017

2016 Population Estimate	N/A	Offenses (*)		Arrests (**)		
		Reported	Cleared	Adult	Juvenile	
Offense Overview		Group A Offenses				
		Crimes Against Persons				
Offense Total	4,996	Murder	0	0	1	0
Number Cleared	1,424	Negligent Manslaughter	0	0	0	0
Percent Cleared	28.50 %	Negligent Vehicular Manslaughter	0	0	0	0
Group A Crimes per 100,000 population	N/A	Kidnapping/Abduction	8	4	9	0
		Forcible Rape	24	3	0	0
		Forcible Sodomy	2	0	0	0
		Sexual Assault W/Object	4	3	2	1
		Forcible Fondling	37	13	2	9
		Incest	0	0	0	0
		Statutory Rape	2	1	1	0
		Aggravated Assault	237	84	51	5
		Simple Assault	736	241	106	28
		Intimidation	72	34	5	0
		Stalking	7	3	2	0
		Commercial Sex Acts	0	0	0	0
		Involuntary Servitude	0	0	0	0
		Crimes Against Property				
		Arson	4	1	2	0
		Bribery	0	0	0	0
		Burglary	384	32	15	4
		Counterfeiting/Forgery	35	9	16	1
		Destruction/Damage/Vandalism	410	50	10	2
		Embezzlement	5	1	1	0
		Extortion/Blackmail	3	0	0	0
		Fraud - False Pretenses	33	2	0	0
		Fraud - Credit Card/ATM	40	2	1	0
		Fraud - Impersonation	35	8	9	0
		Fraud - Welfare	0	0	0	0
		Fraud - Wire	8	0	0	0
		Fraud - Identity Theft	22	1	0	0
		Fraud - Computer Hacking/Invasion	1	0	0	0
		Robbery	13	2	5	0
		Theft - Pocket-picking	1	0	0	0
		Theft - Purse Snatching	1	0	0	0
		Theft - Shoplifting	43	24	18	0
		Theft From Building	234	39	7	4
		Theft From Coin Machine	1	0	0	0
		Theft From Motor Vehicle	375	8	2	3
		Theft of Motor Vehicle Parts	66	3	3	0
		Theft - All Other Larceny	345	25	11	2
		Motor Vehicle Theft	205	17	14	0
		Stolen Property Offenses	64	30	32	1
		Crimes Against Society				
		Animal Cruelty	0	0	0	0
		Drug/Narcotic Violations	861	404	360	24
		Drug/Narcotic Equipment Violations	564	323	137	0
		Gambling - Betting/Wagering	0	0	0	0
		Gambling - Operating/Promoting	0	0	0	0
		Gambling - Equipment Violations	2	0	0	0
		Gambling - Sports Tampering	0	0	0	0
		Pornography/Obscene Material	15	4	0	0
		Prostitution	0	0	0	0
		Prostitution Assisting/Promoting	0	0	0	0
		Purchasing Prostitution	0	0	0	0
		Weapon Law Violations	97	53	15	2
		Total Group A Offenses	4,996	1,424	837	86
Domestic Violence Victims						
Offense	Reported	Cleared				
Murder	0	0				
Aggravated Assault	97	35				
Simple Assault	426	112				
Intimidation	11	5				
Stalking	6	2				
Forcible Rape	11	2				
Forcible Sodomy	1	0				
Sexual Assault W/Object	2	2				
Forcible Fondling	9	0				
Incest	0	0				
Statutory Rape	0	0				
Kidnapping/Abduction	6	4				
Commercial Sex Acts	0	0				
Involuntary Servitude	0	0				
Total	569	162				
Group B Arrests						
Offense	Adult	Juvenile				
Bad Checks	3	0				
Curfew/Vagrancy	0	0				
Disorderly Conduct	42	50				
DUI	71	2				
Drunkenness	26	2				
Family-Non Violent	318	0				
Liquor Law Violations	47	2				
Peeping Tom	0	0				
Trespass	17	0				
All Other Offenses	4,207	4				
Total Group B	4,731	60				

Crime in Tennessee 2017

(*) Offenses are counted using the FBI Units of Count for Crime

(**) The 'Arrests' column shows arrests made for incidents during the selected period, regardless of arrest date. Arrest counts for the same period may change over time.

Hancock County Sheriff's Office - NIBRS Agency Crime Overview - 2017

2016 Population Estimate		N/A	Offenses (*)		Arrests (**)	
Offense Overview			Reported	Cleared	Adult	Juvenile
Offense Total		99	0	0	0	0
Number Cleared		30	0	0	0	0
Percent Cleared		30.30 %	0	0	0	0
Group A Crimes per 100,000 population		N/A	0	0	0	0
Arrest Overview			0	0	0	0
Total Arrests		65	0	0	0	0
Adult Arrests		64	0	0	0	0
Juvenile Arrests		1	5	5	3	0
Unknown Age		0	5	5	5	0
Arrests per 100,000 population		N/A	0	0	0	0
Average number offenses/incident		1.10	0	0	0	0
Domestic Violence Victims			Crimes Against Property			
Offense	Reported	Cleared	Arson	0	0	0
Murder	0	0	Bribery	0	0	0
Aggravated Assault	2	2	Burglary	3	0	0
Simple Assault	5	5	Counterfeiting/Forgery	0	0	0
Intimidation	0	0	Destruction/Damage/Vandalism	10	1	0
Stalking	0	0	Embezzlement	0	0	0
Forcible Rape	0	0	Extortion/Blackmail	0	0	0
Forcible Sodomy	0	0	Fraud - False Pretenses	0	0	0
Sexual Assault W/Object	0	0	Fraud - Credit Card/ATM	4	1	1
Forcible Fondling	0	0	Fraud - Impersonation	1	0	0
Incest	0	0	Fraud - Welfare	0	0	0
Statutory Rape	0	0	Fraud - Wire	2	0	0
Kidnapping/Abduction	0	0	Fraud - Identity Theft	1	0	0
Commercial Sex Acts	0	0	Fraud - Computer Hacking/Invasion	0	0	0
Involuntary Servitude	0	0	Robbery	0	0	0
Total	7	7	Theft - Pocket-picking	0	0	0
Group B Arrests			Theft - Purse Snatching	0	0	0
Offense	Adult	Juvenile	Theft - Shoplifting	0	0	0
Bad Checks	0	0	Theft From Building	0	0	0
Curfew/Vagrancy	0	0	Theft From Coin Machine	0	0	0
Disorderly Conduct	0	0	Theft From Motor Vehicle	0	0	0
DUI	3	0	Theft of Motor Vehicle Parts	0	0	0
Drunkenness	2	1	Theft - All Other Larceny	49	6	6
Family-Non Violent	0	0	Motor Vehicle Theft	7	1	1
Liquor Law Violations	1	0	Stolen Property Offenses	0	0	0
Peeping Tom	0	0	Crimes Against Society	Crimes Against Society		
Trespass	0	0	Animal Cruelty	0	0	0
All Other Offenses	33	0	Drug/Narcotic Violations	8	7	6
Total Group B	39	1	Drug/Narcotic Equipment Violations	4	4	3
			Gambling - Betting/Wagering	0	0	0
			Gambling - Operating/Promoting	0	0	0
			Gambling - Equipment Violations	0	0	0
			Gambling - Sports Tampering	0	0	0
			Pornography/Obscene Material	0	0	0
			Prostitution	0	0	0
			Prostitution Assisting/Promoting	0	0	0
			Purchasing Prostitution	0	0	0
			Weapon Law Violations	0	0	0
			Total Group A Offenses	99	30	25

Crime in Tennessee 2017

(*) Offenses are counted using the FBI Units of Count for Crime

(**) The 'Arrests' column shows arrests made for incidents during the selected period, regardless of arrest date. Arrest counts for the same period may change over time.

Hardeman County Sheriff's Office - NIBRS Agency Crime Overview - 2017

2016 Population Estimate	N/A	Offenses (*)		Arrests (**)		
		Reported	Cleared	Adult	Juvenile	
Offense Overview		Group A Offenses				
		Crimes Against Persons				
Offense Total	646	Murder	0	0	0	0
Number Cleared	344	Negligent Manslaughter	0	0	0	0
Percent Cleared	53.25 %	Negligent Vehicular Manslaughter	0	0	0	0
Group A Crimes per 100,000 population	N/A	Kidnapping/Abduction	6	5	1	0
		Forcible Rape	3	2	2	0
		Forcible Sodomy	0	0	0	0
		Sexual Assault W/Object	0	0	0	0
Arrest Overview		Forcible Fondling	6	2	1	0
Total Arrests	917	Incest	0	0	0	0
Adult Arrests	887	Statutory Rape	1	1	1	0
Juvenile Arrests	30	Aggravated Assault	64	42	38	3
Unknown Age	0	Simple Assault	114	95	75	11
Arrests per 100,000 population	N/A	Intimidation	47	26	12	2
		Stalking	6	1	0	0
		Commercial Sex Acts	0	0	0	0
Average number offenses/incident	1.19	Involuntary Servitude	0	0	0	0
		Crimes Against Property				
Domestic Violence Victims		Arson	5	2	4	0
Offense	Reported	Cleared	Bribery	0	0	0
Murder	0	0	Burglary	72	14	15
Aggravated Assault	27	21	Counterfeiting/Forgery	2	1	0
Simple Assault	70	63	Destruction/Damage/Vandalism	82	29	14
Intimidation	15	10	Embezzlement	2	2	2
Stalking	2	1	Extortion/Blackmail	0	0	0
Forcible Rape	3	2	Fraud - False Pretenses	14	4	7
Forcible Sodomy	0	0	Fraud - Credit Card/ATM	8	3	1
Sexual Assault W/Object	0	0	Fraud - Impersonation	5	2	2
Forcible Fondling	3	2	Fraud - Welfare	0	0	0
Incest	0	0	Fraud - Wire	2	0	0
Statutory Rape	0	0	Fraud - Identity Theft	3	1	1
Kidnapping/Abduction	5	5	Fraud - Computer Hacking/Invasion	0	0	0
Commercial Sex Acts	0	0	Robbery	1	1	3
Involuntary Servitude	0	0	Theft - Pocket-picking	0	0	0
Total	125	104	Theft - Purse Snatching	0	0	0
			Theft - Shoplifting	1	1	3
Group B Arrests			Theft From Building	27	12	12
Offense	Adult	Juvenile	Theft From Coin Machine	1	1	1
Bad Checks	27	0	Theft From Motor Vehicle	17	4	3
Curfew/Vagrancy	0	0	Theft of Motor Vehicle Parts	9	0	0
Disorderly Conduct	11	4	Theft - All Other Larceny	31	6	5
DUI	30	0	Motor Vehicle Theft	25	8	6
Drunkenness	12	0	Stolen Property Offenses	0	0	0
Family-Non Violent	66	0	Crimes Against Society			
Liquor Law Violations	2	0	Animal Cruelty	3	3	2
Peeping Tom	1	0	Drug/Narcotic Violations	58	46	56
Trespass	5	0	Drug/Narcotic Equipment Violations	23	22	6
All Other Offenses	457	4	Gambling - Betting/Wagering	0	0	0
Total Group B	611	8	Gambling - Operating/Promoting	0	0	0
			Gambling - Equipment Violations	0	0	0
			Gambling - Sports Tampering	0	0	0
			Pornography/Obscene Material	1	1	1
			Prostitution	0	0	0
			Prostitution Assisting/Promoting	0	0	0
			Purchasing Prostitution	0	0	0
			Weapon Law Violations	7	7	2
			Total Group A Offenses	646	344	276
						22

Crime in Tennessee 2017

(*) Offenses are counted using the FBI Units of Count for Crime

(**) The 'Arrests' column shows arrests made for incidents during the selected period, regardless of arrest date. Arrest counts for the same period may change over time.

Hardin County Sheriff's Office - NIBRS Agency Crime Overview - 2017

2016 Population Estimate		N/A	Offenses (*)		Arrests (**)		
Offense Overview			Reported	Cleared	Adult	Juvenile	
Offense Total		786	0	0	0	0	
Number Cleared		299	0	0	0	0	
Percent Cleared		38.04 %	0	0	0	0	
Group A Crimes per 100,000 population		N/A	1	1	1	0	
			7	3	2	1	
			0	0	0	0	
			0	0	0	0	
			12	5	3	1	
Total Arrests		1,083	0	0	0	0	
Adult Arrests		1,014	0	0	0	0	
Juvenile Arrests		69	44	23	24	0	
Unknown Age		0	111	84	71	3	
Arrests per 100,000 population		N/A	10	2	1	0	
			2	0	0	0	
			0	0	0	0	
Average number offenses/incident		1.14	0	0	0	0	
Domestic Violence Victims			Crimes Against Property				
Offense	Reported	Cleared	Arson	6	2	3	0
Murder	0	0	Bribery	0	0	0	0
Aggravated Assault	11	9	Burglary	139	16	20	0
Simple Assault	85	68	Counterfeiting/Forgery	7	6	5	0
Intimidation	4	1	Destruction/Damage/Vandalism	83	9	4	0
Stalking	1	0	Embezzlement	0	0	0	0
Forcible Rape	2	1	Extortion/Blackmail	0	0	0	0
Forcible Sodomy	0	0	Fraud - False Pretenses	4	0	0	0
Sexual Assault W/Object	0	0	Fraud - Credit Card/ATM	2	0	0	0
Forcible Fondling	2	0	Fraud - Impersonation	1	0	0	0
Incest	0	0	Fraud - Welfare	0	0	0	0
Statutory Rape	0	0	Fraud - Wire	1	0	0	0
Kidnapping/Abduction	1	1	Fraud - Identity Theft	4	1	0	0
Commercial Sex Acts	0	0	Fraud - Computer Hacking/Invasion	0	0	0	0
Involuntary Servitude	0	0	Robbery	6	2	1	0
Total	106	80	Theft - Pocket-picking	0	0	0	0
Group B Arrests			Theft - Purse Snatching	0	0	0	0
Offense	Adult	Juvenile	Theft - Shoplifting	0	0	0	0
Bad Checks	14	0	Theft From Building	55	11	10	0
Curfew/Vagrancy	0	0	Theft From Coin Machine	1	1	1	0
Disorderly Conduct	12	0	Theft From Motor Vehicle	31	2	3	0
DUI	18	2	Theft of Motor Vehicle Parts	7	2	1	1
Drunkenness	53	0	Theft - All Other Larceny	91	15	23	1
Family-Non Violent	2	0	Motor Vehicle Theft	58	14	8	1
Liquor Law Violations	1	1	Stolen Property Offenses	2	2	3	0
Peeping Tom	0	0	Crimes Against Society				
Trespass	10	0	Animal Cruelty	2	1	1	0
All Other Offenses	636	56	Drug/Narcotic Violations	56	54	62	2
Total Group B	746	59	Drug/Narcotic Equipment Violations	37	37	20	0
			Gambling - Betting/Wagering	0	0	0	0
			Gambling - Operating/Promoting	0	0	0	0
			Gambling - Equipment Violations	0	0	0	0
			Gambling - Sports Tampering	0	0	0	0
			Pornography/Obscene Material	0	0	0	0
			Prostitution	0	0	0	0
			Prostitution Assisting/Promoting	0	0	0	0
			Purchasing Prostitution	0	0	0	0
			Weapon Law Violations	6	6	1	0
			Total Group A Offenses	786	299	268	10

Crime in Tennessee 2017

(*) Offenses are counted using the FBI Units of Count for Crime

(**) The 'Arrests' column shows arrests made for incidents during the selected period, regardless of arrest date. Arrest counts for the same period may change over time.

Hawkins County Sheriff's Office - NIBRS Agency Crime Overview - 2017

2016 Population Estimate		N/A	Offenses (*)		Arrests (**)	
			Reported	Cleared	Adult	Juvenile
Offense Overview			Group A Offenses			
Crimes Against Persons						
Offense Total	1,328		1	1	1	0
Number Cleared	365		0	0	0	0
Percent Cleared	27.48 %		0	0	0	0
Group A Crimes per 100,000 population	N/A		0	0	0	0
			10	2	2	0
			0	0	0	0
			0	0	0	0
Arrest Overview			Crimes Against Property			
Total Arrests	1,524		7	0	0	0
Adult Arrests	1,514		0	0	0	0
Juvenile Arrests	10		55	27	22	1
Unknown Age	0		259	98	81	1
Arrests per 100,000 population	N/A		66	2	1	0
			6	1	0	0
			0	0	0	0
Average number offenses/incident	1.13		0	0	0	0
Domestic Violence Victims			Crimes Against Property			
			Arson			
Offense	Reported	Cleared	7	1	1	0
Murder	0	0	0	0	0	0
Aggravated Assault	30	16	188	13	11	2
Simple Assault	204	84	1	0	0	0
Intimidation	5	0	107	11	7	1
Stalking	1	1	0	0	0	0
Forcible Rape	2	1	0	0	0	0
Forcible Sodomy	0	0	2	0	0	0
Sexual Assault W/Object	0	0	19	1	0	0
Forcible Fondling	3	0	2	0	0	0
Incest	0	0	0	0	0	0
Statutory Rape	0	0	0	0	0	0
Kidnapping/Abduction	0	0	0	0	0	0
Commercial Sex Acts	0	0	0	0	0	0
Involuntary Servitude	0	0	0	0	0	0
Total	245	102	7	4	6	0
Group B Arrests			Crimes Against Society			
			Animal Cruelty			
Offense	Adult	Juvenile	0	0	0	0
Bad Checks	7	0	95	89	96	1
Curfew/Vagrancy	0	0	81	79	30	0
Disorderly Conduct	8	0	0	0	0	0
DUI	53	0	0	0	0	0
Drunkenness	43	0	0	0	0	0
Family-Non Violent	11	0	0	0	0	0
Liquor Law Violations	0	0	0	0	0	0
Peeping Tom	0	0	0	0	0	0
Trespass	6	0	0	0	0	0
All Other Offenses	1,099	4	0	0	0	0
Total Group B	1,227	4	0	0	0	0
			Gambling - Betting/Wagering			
			Gambling - Operating/Promoting			
			Gambling - Equipment Violations			
			Gambling - Sports Tampering			
			Pornography/Obscene Material			
			Prostitution			
			Prostitution Assisting/Promoting			
			Purchasing Prostitution			
			Weapon Law Violations			
			Total Group A Offenses			
			1,328	365	287	6

Crime in Tennessee 2017

(*) Offenses are counted using the FBI Units of Count for Crime

(**) The 'Arrests' column shows arrests made for incidents during the selected period, regardless of arrest date. Arrest counts for the same period may change over time.

Haywood County Sheriff's Office - NIBRS Agency Crime Overview - 2017

2016 Population Estimate		N/A	Offenses (*)		Arrests (**)	
Offense Overview			Reported	Cleared	Adult	Juvenile
Offense Total	360	Group A Offenses				
Number Cleared	111	Crimes Against Persons				
Percent Cleared	30.83 %	Murder	2	2	2	0
Group A Crimes per 100,000 population	N/A	Negligent Manslaughter	0	0	0	0
		Negligent Vehicular Manslaughter	0	0	0	0
		Kidnapping/Abduction	0	0	0	0
		Forcible Rape	3	1	0	1
		Forcible Sodomy	0	0	0	0
		Sexual Assault W/Object	0	0	0	0
		Forcible Fondling	0	0	0	0
		Incest	0	0	0	0
		Statutory Rape	1	0	0	0
		Aggravated Assault	18	11	13	0
		Simple Assault	77	39	42	1
		Intimidation	20	2	2	0
		Stalking	4	3	2	0
		Commercial Sex Acts	0	0	0	0
		Involuntary Servitude	0	0	0	0
		Crimes Against Property				
		Arson	0	0	0	0
		Bribery	0	0	0	0
		Burglary	39	8	8	0
		Counterfeiting/Forgery	4	1	0	0
		Destruction/Damage/Vandalism	55	12	3	2
		Embezzlement	0	0	0	0
		Extortion/Blackmail	0	0	0	0
		Fraud - False Pretenses	5	0	0	0
		Fraud - Credit Card/ATM	3	0	0	0
		Fraud - Impersonation	2	1	2	0
		Fraud - Welfare	0	0	0	0
		Fraud - Wire	0	0	0	0
		Fraud - Identity Theft	6	1	0	0
		Fraud - Computer Hacking/Invasion	1	0	0	0
		Robbery	3	2	3	0
		Theft - Pocket-picking	0	0	0	0
		Theft - Purse Snatching	0	0	0	0
		Theft - Shoplifting	0	0	0	0
		Theft From Building	15	4	2	0
		Theft From Coin Machine	1	0	0	0
		Theft From Motor Vehicle	7	0	0	0
		Theft of Motor Vehicle Parts	9	0	0	0
		Theft - All Other Larceny	41	1	1	0
		Motor Vehicle Theft	20	2	3	0
		Stolen Property Offenses	0	0	0	0
		Crimes Against Society				
		Animal Cruelty	5	2	2	0
		Drug/Narcotic Violations	13	13	10	0
		Drug/Narcotic Equipment Violations	1	1	0	0
		Gambling - Betting/Wagering	0	0	0	0
		Gambling - Operating/Promoting	0	0	0	0
		Gambling - Equipment Violations	0	0	0	0
		Gambling - Sports Tampering	0	0	0	0
		Pornography/Obscene Material	0	0	0	0
		Prostitution	0	0	0	0
		Prostitution Assisting/Promoting	0	0	0	0
		Purchasing Prostitution	0	0	0	0
		Weapon Law Violations	5	5	1	0
		Total Group A Offenses	360	111	96	4
Domestic Violence Victims						
Offense	Reported	Cleared				
Murder	1	1				
Aggravated Assault	5	4				
Simple Assault	49	23				
Intimidation	10	2				
Stalking	0	0				
Forcible Rape	0	0				
Forcible Sodomy	0	0				
Sexual Assault W/Object	0	0				
Forcible Fondling	0	0				
Incest	0	0				
Statutory Rape	0	0				
Kidnapping/Abduction	0	0				
Commercial Sex Acts	0	0				
Involuntary Servitude	0	0				
Total	65	30				
Group B Arrests						
Offense	Adult	Juvenile				
Bad Checks	2	0				
Curfew/Vagrancy	0	0				
Disorderly Conduct	0	0				
DUI	7	0				
Drunkenness	4	0				
Family-Non Violent	122	0				
Liquor Law Violations	0	0				
Peeping Tom	0	0				
Trespass	1	0				
All Other Offenses	547	8				
Total Group B	683	8				

Crime in Tennessee 2017

(*) Offenses are counted using the FBI Units of Count for Crime

(**) The 'Arrests' column shows arrests made for incidents during the selected period, regardless of arrest date. Arrest counts for the same period may change over time.

Henderson County Sheriff's Office - NIBRS Agency Crime Overview - 2017

2016 Population Estimate		N/A	Offenses (*)		Arrests (**)		
			Reported	Cleared	Adult	Juvenile	
Offense Overview			Group A Offenses				
Crimes Against Persons							
Offense Total	982		Murder	2	1	1	0
Number Cleared	414		Negligent Manslaughter	0	0	0	0
Percent Cleared	42.16 %		Negligent Vehicular Manslaughter	0	0	0	0
Group A Crimes per 100,000 population	N/A		Kidnapping/Abduction	1	1	1	0
			Forcible Rape	6	3	2	0
			Forcible Sodomy	0	0	0	0
			Sexual Assault W/Object	1	0	0	0
			Forcible Fondling	7	4	2	2
			Incest	0	0	0	0
			Statutory Rape	3	3	2	0
			Aggravated Assault	65	46	43	2
			Simple Assault	178	100	79	4
			Intimidation	100	50	16	0
			Stalking	4	1	1	0
			Commercial Sex Acts	0	0	0	0
			Involuntary Servitude	0	0	0	0
			Crimes Against Property				
			Arson	3	1	0	0
			Bribery	0	0	0	0
			Burglary	101	24	20	0
			Counterfeiting/Forgery	18	10	6	0
			Destruction/Damage/Vandalism	131	30	4	1
			Embezzlement	0	0	0	0
			Extortion/Blackmail	0	0	0	0
			Fraud - False Pretenses	11	5	2	0
			Fraud - Credit Card/ATM	24	6	8	0
			Fraud - Impersonation	3	0	0	0
			Fraud - Welfare	0	0	0	0
			Fraud - Wire	0	0	0	0
			Fraud - Identity Theft	2	0	0	0
			Fraud - Computer Hacking/Invasion	0	0	0	0
			Robbery	2	1	1	0
			Theft - Pocket-picking	1	0	0	0
			Theft - Purse Snatching	0	0	0	0
			Theft - Shoplifting	1	1	1	0
			Theft From Building	46	16	17	0
			Theft From Coin Machine	0	0	0	0
			Theft From Motor Vehicle	26	9	6	3
			Theft of Motor Vehicle Parts	11	3	1	0
			Theft - All Other Larceny	90	15	22	0
			Motor Vehicle Theft	36	18	16	2
			Stolen Property Offenses	2	1	2	0
			Crimes Against Society				
			Animal Cruelty	6	3	3	0
			Drug/Narcotic Violations	70	35	40	2
			Drug/Narcotic Equipment Violations	21	19	3	0
			Gambling - Betting/Wagering	0	0	0	0
			Gambling - Operating/Promoting	0	0	0	0
			Gambling - Equipment Violations	0	0	0	0
			Gambling - Sports Tampering	0	0	0	0
			Pornography/Obscene Material	2	2	0	2
			Prostitution	0	0	0	0
			Prostitution Assisting/Promoting	0	0	0	0
			Purchasing Prostitution	0	0	0	0
			Weapon Law Violations	8	6	2	0
			Total Group A Offenses	982	414	301	18
Domestic Violence Victims							
Offense	Reported	Cleared					
Murder	0	0	Burglary	101	24	20	0
Aggravated Assault	40	29	Counterfeiting/Forgery	18	10	6	0
Simple Assault	122	87	Destruction/Damage/Vandalism	131	30	4	1
Intimidation	30	11	Embezzlement	0	0	0	0
Stalking	3	0	Extortion/Blackmail	0	0	0	0
Forcible Rape	1	1	Fraud - False Pretenses	11	5	2	0
Forcible Sodomy	0	0	Fraud - Credit Card/ATM	24	6	8	0
Sexual Assault W/Object	1	0	Fraud - Impersonation	3	0	0	0
Forcible Fondling	2	2	Fraud - Welfare	0	0	0	0
Incest	0	0	Fraud - Wire	0	0	0	0
Statutory Rape	1	1	Fraud - Identity Theft	2	0	0	0
Kidnapping/Abduction	1	1	Fraud - Computer Hacking/Invasion	0	0	0	0
Commercial Sex Acts	0	0	Robbery	2	1	1	0
Involuntary Servitude	0	0	Theft - Pocket-picking	1	0	0	0
Total	201	132	Theft - Purse Snatching	0	0	0	0
			Theft - Shoplifting	1	1	1	0
			Theft From Building	46	16	17	0
			Theft From Coin Machine	0	0	0	0
			Theft From Motor Vehicle	26	9	6	3
			Theft of Motor Vehicle Parts	11	3	1	0
			Theft - All Other Larceny	90	15	22	0
			Motor Vehicle Theft	36	18	16	2
			Stolen Property Offenses	2	1	2	0
			Crimes Against Society				
			Animal Cruelty	6	3	3	0
			Drug/Narcotic Violations	70	35	40	2
			Drug/Narcotic Equipment Violations	21	19	3	0
			Gambling - Betting/Wagering	0	0	0	0
			Gambling - Operating/Promoting	0	0	0	0
			Gambling - Equipment Violations	0	0	0	0
			Gambling - Sports Tampering	0	0	0	0
			Pornography/Obscene Material	2	2	0	2
			Prostitution	0	0	0	0
			Prostitution Assisting/Promoting	0	0	0	0
			Purchasing Prostitution	0	0	0	0
			Weapon Law Violations	8	6	2	0
			Total Group B Arrests	770	2		

Crime in Tennessee 2017

(*) Offenses are counted using the FBI Units of Count for Crime

(**) The 'Arrests' column shows arrests made for incidents during the selected period, regardless of arrest date. Arrest counts for the same period may change over time.

Henry County Sheriff's Office - NIBRS Agency Crime Overview - 2017

2016 Population Estimate		N/A	Offenses (*)		Arrests (**)	
			Reported	Cleared	Adult	Juvenile
Offense Overview			Group A Offenses			
			Crimes Against Persons			
Offense Total	978		0	0	0	0
Number Cleared	415		0	0	0	0
Percent Cleared	42.43 %		0	0	0	0
Group A Crimes per 100,000 population	N/A		1	1	1	0
			2	0	0	0
			0	0	0	0
			0	0	0	0
			20	7	2	5
			0	0	0	0
			0	0	0	0
			49	42	33	1
			102	75	63	5
			66	19	18	1
			1	0	0	0
			0	0	0	0
			0	0	0	0
			22	17	12	5
			0	0	0	0
			66	19	18	1
			1	0	0	0
			0	0	0	0
			0	0	0	0
			1.10			
Arrest Overview			Crimes Against Property			
			Crimes Against Society			
Domestic Violence Victims						
Offense	Reported	Cleared				
Murder	0	0	0	0	0	0
Aggravated Assault	25	22	0	0	0	0
Simple Assault	62	48	159	27	31	1
Intimidation	14	8	5	3	3	0
Stalking	0	0	78	14	12	0
Forcible Rape	1	0	0	0	0	0
Forcible Sodomy	0	0	0	0	0	0
Sexual Assault W/Object	0	0	1	0	0	0
Forcible Fondling	8	3	16	1	2	0
Incest	0	0	20	2	1	1
Statutory Rape	0	0	23	3	3	0
Kidnapping/Abduction	0	0	0	0	0	0
Commercial Sex Acts	0	0	0	0	0	0
Involuntary Servitude	0	0	0	0	0	0
Total	110	81	0	0	0	0
Group B Arrests						
Offense	Adult	Juvenile				
Bad Checks	64	0	0	0	0	0
Curfew/Vagrancy	0	0	0	0	0	0
Disorderly Conduct	3	1	0	0	0	0
DUI	7	0	0	0	0	0
Drunkenness	31	1	0	0	0	0
Family-Non Violent	2	0	0	0	0	0
Liquor Law Violations	7	0	0	0	0	0
Peeping Tom	0	0	0	0	0	0
Trespass	5	0	0	0	0	0
All Other Offenses	596	0	0	0	0	0
Total Group B	715	2				
			Crimes Against Society			
			Crimes Against Society			
			Animal Cruelty			
			Drug/Narcotic Violations			
			Drug/Narcotic Equipment Violations			
			Gambling - Betting/Wagering			
			Gambling - Operating/Promoting			
			Gambling - Equipment Violations			
			Gambling - Sports Tampering			
			Pornography/Obscene Material			
			Prostitution			
			Prostitution Assisting/Promoting			
			Purchasing Prostitution			
			Weapon Law Violations			
			Total Group A Offenses			
			978	415	376	20

Crime in Tennessee 2017

(*) Offenses are counted using the FBI Units of Count for Crime

(**) The 'Arrests' column shows arrests made for incidents during the selected period, regardless of arrest date. Arrest counts for the same period may change over time.

Hickman County Sheriff's Office - NIBRS Agency Crime Overview - 2017

2016 Population Estimate	N/A	Offenses (*)		Arrests (**)		
		Reported	Cleared	Adult	Juvenile	
Offense Overview		Group A Offenses				
		Crimes Against Persons				
Offense Total	1,438	Murder	1	1	1	0
Number Cleared	809	Negligent Manslaughter	0	0	0	0
Percent Cleared	56.26 %	Negligent Vehicular Manslaughter	0	0	0	0
Group A Crimes per 100,000 population	N/A	Kidnapping/Abduction	5	5	0	0
		Forcible Rape	6	3	1	0
		Forcible Sodomy	1	0	0	0
		Sexual Assault W/Object	1	0	0	0
Arrest Overview		Forcible Fondling	8	1	0	0
Total Arrests	1,632	Incest	2	2	2	0
Adult Arrests	1,612	Statutory Rape	2	1	1	0
Juvenile Arrests	20	Aggravated Assault	103	89	64	0
Unknown Age	0	Simple Assault	233	194	152	7
Arrests per 100,000 population	N/A	Intimidation	44	26	17	0
		Stalking	5	2	1	0
		Commercial Sex Acts	0	0	0	0
Average number offenses/incident	1.24	Involuntary Servitude	0	0	0	0
		Crimes Against Property				
Domestic Violence Victims		Arson	3	0	0	0
Offense	Reported	Cleared	Bribery	0	0	0
Murder	0	0	Burglary	113	16	10
Aggravated Assault	54	50	Counterfeiting/Forgery	13	9	6
Simple Assault	166	145	Destruction/Damage/Vandalism	144	29	18
Intimidation	27	19	Embezzlement	1	0	0
Stalking	4	2	Extortion/Blackmail	4	2	2
Forcible Rape	4	2	Fraud - False Pretenses	14	3	3
Forcible Sodomy	0	0	Fraud - Credit Card/ATM	28	7	2
Sexual Assault W/Object	0	0	Fraud - Impersonation	7	2	1
Forcible Fondling	5	1	Fraud - Welfare	1	0	0
Incest	2	2	Fraud - Wire	1	0	0
Statutory Rape	1	1	Fraud - Identity Theft	5	0	0
Kidnapping/Abduction	5	5	Fraud - Computer Hacking/Invasion	0	0	0
Commercial Sex Acts	0	0	Robbery	2	1	0
Involuntary Servitude	0	0	Theft - Pocket-picking	1	0	0
Total	268	227	Theft - Purse Snatching	0	0	0
			Theft - Shoplifting	16	7	7
Group B Arrests			Theft From Building	53	9	10
Offense	Adult	Juvenile	Theft From Coin Machine	0	0	0
Bad Checks	5	0	Theft From Motor Vehicle	38	3	1
Curfew/Vagrancy	0	0	Theft of Motor Vehicle Parts	9	3	2
Disorderly Conduct	16	1	Theft - All Other Larceny	123	21	14
DUI	29	0	Motor Vehicle Theft	71	32	27
Drunkenness	24	0	Stolen Property Offenses	1	1	1
Family-Non Violent	62	0	Crimes Against Society			
Liquor Law Violations	2	0	Animal Cruelty	6	3	3
Peeping Tom	1	0	Drug/Narcotic Violations	202	183	173
Trespass	7	0	Drug/Narcotic Equipment Violations	147	132	70
All Other Offenses	870	3	Gambling - Betting/Wagering	0	0	0
Total Group B	1,016	4	Gambling - Operating/Promoting	0	0	0
			Gambling - Equipment Violations	0	0	0
			Gambling - Sports Tampering	0	0	0
			Pornography/Obscene Material	2	1	0
			Prostitution	0	0	0
			Prostitution Assisting/Promoting	0	0	0
			Purchasing Prostitution	0	0	0
			Weapon Law Violations	22	21	7
			Total Group A Offenses	1,438	809	596
						16

Crime in Tennessee 2017

(*) Offenses are counted using the FBI Units of Count for Crime

(**) The 'Arrests' column shows arrests made for incidents during the selected period, regardless of arrest date. Arrest counts for the same period may change over time.

Houston County Sheriff's Office - NIBRS Agency Crime Overview - 2017

2016 Population Estimate		N/A	Offenses (*)		Arrests (**)		
			Reported	Cleared	Adult	Juvenile	
Offense Overview			Group A Offenses				
			Crimes Against Persons				
Offense Total	121		0	0	0	0	
Number Cleared	53		0	0	0	0	
Percent Cleared	43.80 %		0	0	0	0	
Group A Crimes per 100,000 population	N/A		0	0	0	0	
			Crimes Against Property				
Arrest Overview							
Total Arrests	99		0	0	0	0	
Adult Arrests	96		0	0	0	0	
Juvenile Arrests	3		11	9	8	1	
Unknown Age	0		25	23	20	0	
Arrests per 100,000 population	N/A		9	0	0	0	
Average number offenses/incident	1.08		1	0	0	0	
			Domestic Violence Victims				
			Crimes Against Society				
Offense	Reported	Cleared	Arson	1	1	1	0
Murder	0	0	Bribery	0	0	0	0
Aggravated Assault	5	4	Burglary	12	4	3	0
Simple Assault	20	18	Counterfeiting/Forgery	1	0	0	0
Intimidation	3	0	Destruction/Damage/Vandalism	14	2	1	1
Stalking	1	0	Embezzlement	0	0	0	0
Forcible Rape	0	0	Extortion/Blackmail	0	0	0	0
Forcible Sodomy	0	0	Fraud - False Pretenses	0	0	0	0
Sexual Assault W/Object	0	0	Fraud - Credit Card/ATM	2	0	0	0
Forcible Fondling	1	1	Fraud - Impersonation	3	1	1	0
Incest	0	0	Fraud - Welfare	0	0	0	0
Statutory Rape	0	0	Fraud - Wire	0	0	0	0
Kidnapping/Abduction	0	0	Fraud - Identity Theft	0	0	0	0
Commercial Sex Acts	0	0	Fraud - Computer Hacking/Invasion	0	0	0	0
Involuntary Servitude	0	0	Robbery	0	0	0	0
Total	30	23	Theft - Pocket-picking	0	0	0	0
			Theft - Purse Snatching	0	0	0	0
			Theft - Shoplifting	1	0	0	0
			Theft From Building	0	0	0	0
			Theft From Coin Machine	0	0	0	0
			Theft From Motor Vehicle	0	0	0	0
			Theft of Motor Vehicle Parts	1	0	0	0
			Theft - All Other Larceny	23	2	2	0
			Motor Vehicle Theft	4	0	0	0
			Stolen Property Offenses	0	0	0	0
			Crimes Against Society				
			Animal Cruelty	0	0	0	0
			Drug/Narcotic Violations	5	5	5	1
			Drug/Narcotic Equipment Violations	2	2	1	0
			Gambling - Betting/Wagering	0	0	0	0
			Gambling - Operating/Promoting	0	0	0	0
			Gambling - Equipment Violations	0	0	0	0
			Gambling - Sports Tampering	0	0	0	0
			Pornography/Obscene Material	0	0	0	0
			Prostitution	0	0	0	0
			Prostitution Assisting/Promoting	0	0	0	0
			Purchasing Prostitution	0	0	0	0
			Weapon Law Violations	2	2	2	0
			Total Group A Offenses	121	53	45	3
Group B Arrests							
Offense	Adult	Juvenile					
Bad Checks	1	0					
Curfew/Vagrancy	0	0					
Disorderly Conduct	0	0					
DUI	4	0					
Drunkenness	2	0					
Family-Non Violent	0	0					
Liquor Law Violations	1	0					
Peeping Tom	0	0					
Trespass	2	0					
All Other Offenses	41	0					
Total Group B	51	0					

Crime in Tennessee 2017

(*) Offenses are counted using the FBI Units of Count for Crime

(**) The 'Arrests' column shows arrests made for incidents during the selected period, regardless of arrest date. Arrest counts for the same period may change over time.

Humphreys County Sheriff's Office - NIBRS Agency Crime Overview - 2017

2016 Population Estimate	N/A	Offenses (*)		Arrests (**)		
		Reported	Cleared	Adult	Juvenile	
Offense Overview		Group A Offenses				
		Crimes Against Persons				
Offense Total	569	Murder	0	0	0	0
Number Cleared	312	Negligent Manslaughter	0	0	0	0
Percent Cleared	54.83 %	Negligent Vehicular Manslaughter	0	0	0	0
Group A Crimes per 100,000 population	N/A	Kidnapping/Abduction	0	0	0	0
		Forcible Rape	4	1	1	0
		Forcible Sodomy	0	0	0	0
		Sexual Assault W/Object	0	0	0	0
		Forcible Fondling	3	1	0	0
Arrest Overview		Incest	0	0	0	0
Total Arrests	377	Statutory Rape	2	2	1	0
Adult Arrests	363	Aggravated Assault	29	27	20	2
Juvenile Arrests	14	Simple Assault	77	69	60	2
Unknown Age	0	Intimidation	8	5	3	1
Arrests per 100,000 population	N/A	Stalking	0	0	0	0
		Commercial Sex Acts	0	0	0	0
Average number offenses/incident	1.16	Involuntary Servitude	0	0	0	0
		Crimes Against Property				
Domestic Violence Victims		Arson	1	0	0	0
Offense	Reported	Cleared	Bribery	0	0	0
Murder	0	0	Burglary	91	16	16
Aggravated Assault	17	16	Counterfeiting/Forgery	3	1	2
Simple Assault	59	54	Destruction/Damage/Vandalism	61	14	8
Intimidation	3	2	Embezzlement	0	0	0
Stalking	0	0	Extortion/Blackmail	0	0	0
Forcible Rape	2	0	Fraud - False Pretenses	0	0	0
Forcible Sodomy	0	0	Fraud - Credit Card/ATM	6	1	1
Sexual Assault W/Object	0	0	Fraud - Impersonation	2	0	0
Forcible Fondling	1	1	Fraud - Welfare	0	0	0
Incest	0	0	Fraud - Wire	4	0	0
Statutory Rape	0	0	Fraud - Identity Theft	2	1	1
Kidnapping/Abduction	0	0	Fraud - Computer Hacking/Invasion	0	0	0
Commercial Sex Acts	0	0	Robbery	2	2	2
Involuntary Servitude	0	0	Theft - Pocket-picking	0	0	0
Total	82	73	Theft - Purse Snatching	1	1	1
			Theft - Shoplifting	0	0	0
Group B Arrests			Theft From Building	9	3	3
Offense	Adult	Juvenile	Theft From Coin Machine	2	2	6
Bad Checks	0	0	Theft From Motor Vehicle	15	1	0
Curfew/Vagrancy	0	0	Theft of Motor Vehicle Parts	0	0	0
Disorderly Conduct	5	0	Theft - All Other Larceny	72	15	15
DUI	23	0	Motor Vehicle Theft	16	5	4
Drunkenness	4	1	Stolen Property Offenses	0	0	0
Family-Non Violent	8	0	Crimes Against Society			
Liquor Law Violations	6	2	Animal Cruelty	0	0	0
Peeping Tom	0	0	Drug/Narcotic Violations	74	65	69
Trespass	8	0	Drug/Narcotic Equipment Violations	75	70	41
All Other Offenses	52	0	Gambling - Betting/Wagering	0	0	0
Total Group B	106	3	Gambling - Operating/Promoting	0	0	0
			Gambling - Equipment Violations	0	0	0
			Gambling - Sports Tampering	0	0	0
			Pornography/Obscene Material	1	1	0
			Prostitution	0	0	0
			Prostitution Assisting/Promoting	0	0	0
			Purchasing Prostitution	0	0	0
			Weapon Law Violations	9	9	3
			Total Group A Offenses	569	312	257
						11

Crime in Tennessee 2017

(*) Offenses are counted using the FBI Units of Count for Crime

(**) The 'Arrests' column shows arrests made for incidents during the selected period, regardless of arrest date. Arrest counts for the same period may change over time.

Jackson County Sheriff's Office - NIBRS Agency Crime Overview - 2017

2016 Population Estimate	N/A	Offenses (*)		Arrests (**)		
		Reported	Cleared	Adult	Juvenile	
Offense Overview		Group A Offenses				
Crimes Against Persons						
Offense Total	346	Murder	0	0	0	0
Number Cleared	216	Negligent Manslaughter	0	0	0	0
Percent Cleared	62.43 %	Negligent Vehicular Manslaughter	0	0	0	0
Group A Crimes per 100,000 population	N/A	Kidnapping/Abduction	0	0	0	0
		Forcible Rape	5	1	1	0
		Forcible Sodomy	0	0	0	0
		Sexual Assault W/Object	0	0	0	0
		Forcible Fondling	1	0	0	0
Arrest Overview		Incest	0	0	0	0
Total Arrests	395	Statutory Rape	1	1	1	0
Adult Arrests	391	Aggravated Assault	18	14	15	0
Juvenile Arrests	4	Simple Assault	45	43	38	3
Unknown Age	0	Intimidation	6	3	3	0
Arrests per 100,000 population	N/A	Stalking	0	0	0	0
		Commercial Sex Acts	0	0	0	0
Average number offenses/incident	1.30	Involuntary Servitude	0	0	0	0
		Crimes Against Property				
Domestic Violence Victims		Arson	0	0	0	0
Offense	Reported	Cleared	Bribery	0	0	0
Murder	0	0	Burglary	29	7	7
Aggravated Assault	8	8	Counterfeiting/Forgery	3	1	1
Simple Assault	34	33	Destruction/Damage/Vandalism	19	0	0
Intimidation	2	1	Embezzlement	0	0	0
Stalking	0	0	Extortion/Blackmail	0	0	0
Forcible Rape	2	1	Fraud - False Pretenses	3	0	0
Forcible Sodomy	0	0	Fraud - Credit Card/ATM	3	1	0
Sexual Assault W/Object	0	0	Fraud - Impersonation	1	1	1
Forcible Fondling	0	0	Fraud - Welfare	0	0	0
Incest	0	0	Fraud - Wire	2	0	0
Statutory Rape	0	0	Fraud - Identity Theft	0	0	0
Kidnapping/Abduction	0	0	Fraud - Computer Hacking/Invasion	0	0	0
Commercial Sex Acts	0	0	Robbery	0	0	0
Involuntary Servitude	0	0	Theft - Pocket-picking	0	0	0
Total	46	43	Theft - Purse Snatching	0	0	0
			Theft - Shoplifting	1	1	1
Group B Arrests			Theft From Building	26	3	4
Offense	Adult	Juvenile	Theft From Coin Machine	0	0	0
Bad Checks	0	0	Theft From Motor Vehicle	5	1	1
Curfew/Vagrancy	0	0	Theft of Motor Vehicle Parts	4	1	0
Disorderly Conduct	2	0	Theft - All Other Larceny	31	4	3
DUI	22	0	Motor Vehicle Theft	9	3	1
Drunkenness	8	0	Stolen Property Offenses	0	0	0
Family-Non Violent	0	0	Crimes Against Society			
Liquor Law Violations	0	0	Animal Cruelty	0	0	0
Peeping Tom	0	0	Drug/Narcotic Violations	58	56	66
Trespass	2	0	Drug/Narcotic Equipment Violations	70	69	25
All Other Offenses	186	0	Gambling - Betting/Wagering	0	0	0
Total Group B	220	0	Gambling - Operating/Promoting	0	0	0
			Gambling - Equipment Violations	0	0	0
			Gambling - Sports Tampering	0	0	0
			Pornography/Obscene Material	0	0	0
			Prostitution	0	0	0
			Prostitution Assisting/Promoting	0	0	0
			Purchasing Prostitution	0	0	0
			Weapon Law Violations	6	6	3
			Total Group A Offenses	346	216	171
						4

Crime in Tennessee 2017

(*) Offenses are counted using the FBI Units of Count for Crime

(**) The 'Arrests' column shows arrests made for incidents during the selected period, regardless of arrest date. Arrest counts for the same period may change over time.

Jefferson County Sheriff's Office - NIBRS Agency Crime Overview - 2017

2016 Population Estimate	N/A	Offenses (*)		Arrests (**)		
		Reported	Cleared	Adult	Juvenile	
Offense Overview		Group A Offenses				
		Crimes Against Persons				
Offense Total	1,465	Murder	0	0	0	0
Number Cleared	798	Negligent Manslaughter	0	0	0	0
Percent Cleared	54.47 %	Negligent Vehicular Manslaughter	0	0	0	0
Group A Crimes per 100,000 population	N/A	Kidnapping/Abduction	5	5	6	0
		Forcible Rape	6	4	1	1
		Forcible Sodomy	2	1	1	0
		Sexual Assault W/Object	1	1	0	0
Arrest Overview		Forcible Fondling	8	6	3	2
Total Arrests	2,317	Incest	2	2	2	0
Adult Arrests	2,228	Statutory Rape	2	2	1	0
Juvenile Arrests	89	Aggravated Assault	85	77	58	1
Unknown Age	0	Simple Assault	177	158	109	18
Arrests per 100,000 population	N/A	Intimidation	51	11	1	0
		Stalking	0	0	0	0
		Commercial Sex Acts	0	0	0	0
Average number offenses/incident	1.24	Involuntary Servitude	0	0	0	0
		Crimes Against Property				
Domestic Violence Victims		Arson	3	1	0	0
Offense	Reported	Cleared	Bribery	0	0	0
Murder	0	0	Burglary	147	36	58
Aggravated Assault	39	37	Counterfeiting/Forgery	7	2	1
Simple Assault	115	109	Destruction/Damage/Vandalism	143	31	11
Intimidation	18	5	Embezzlement	1	1	1
Stalking	0	0	Extortion/Blackmail	3	0	0
Forcible Rape	2	2	Fraud - False Pretenses	5	1	0
Forcible Sodomy	0	0	Fraud - Credit Card/ATM	12	4	1
Sexual Assault W/Object	1	1	Fraud - Impersonation	18	8	6
Forcible Fondling	6	4	Fraud - Welfare	4	1	0
Incest	0	0	Fraud - Wire	11	1	0
Statutory Rape	0	0	Fraud - Identity Theft	22	7	5
Kidnapping/Abduction	3	3	Fraud - Computer Hacking/Invasion	1	1	0
Commercial Sex Acts	0	0	Robbery	7	4	6
Involuntary Servitude	0	0	Theft - Pocket-picking	0	0	0
Total	184	161	Theft - Purse Snatching	1	0	0
			Theft - Shoplifting	5	1	1
Group B Arrests			Theft From Building	82	22	10
Offense	Adult	Juvenile	Theft From Coin Machine	0	0	0
Bad Checks	9	0	Theft From Motor Vehicle	85	18	0
Curfew/Vagrancy	0	0	Theft of Motor Vehicle Parts	18	2	0
Disorderly Conduct	14	0	Theft - All Other Larceny	190	72	63
DUI	76	0	Motor Vehicle Theft	68	35	31
Drunkenness	48	2	Stolen Property Offenses	6	3	0
Family-Non Violent	0	0	Crimes Against Society			
Liquor Law Violations	0	0	Animal Cruelty	2	2	4
Peeping Tom	0	0	Drug/Narcotic Violations	159	156	162
Trespass	1	0	Drug/Narcotic Equipment Violations	105	103	38
All Other Offenses	1,492	34	Gambling - Betting/Wagering	0	0	0
Total Group B	1,640	36	Gambling - Operating/Promoting	0	0	0
			Gambling - Equipment Violations	0	0	0
			Gambling - Sports Tampering	0	0	0
			Pornography/Obscene Material	3	3	1
			Prostitution	0	0	0
			Prostitution Assisting/Promoting	0	0	0
			Purchasing Prostitution	0	0	0
			Weapon Law Violations	18	16	7
			Total Group A Offenses	1,465	798	588
						53

Crime in Tennessee 2017

(*) Offenses are counted using the FBI Units of Count for Crime

(**) The 'Arrests' column shows arrests made for incidents during the selected period, regardless of arrest date. Arrest counts for the same period may change over time.

Johnson County Sheriff's Office - NIBRS Agency Crime Overview - 2017

2016 Population Estimate	N/A	Offenses (*)		Arrests (**)		
		Reported	Cleared	Adult	Juvenile	
Offense Overview		Group A Offenses				
		Crimes Against Persons				
Offense Total	680	Murder	0	0	0	0
Number Cleared	311	Negligent Manslaughter	0	0	0	0
Percent Cleared	45.74 %	Negligent Vehicular Manslaughter	0	0	0	0
Group A Crimes per 100,000 population	N/A	Kidnapping/Abduction	2	2	2	0
		Forcible Rape	0	0	0	0
		Forcible Sodomy	0	0	0	0
		Sexual Assault W/Object	0	0	0	0
Arrest Overview		Forcible Fondling	0	0	0	0
Total Arrests	841	Incest	0	0	0	0
Adult Arrests	837	Statutory Rape	1	1	1	0
Juvenile Arrests	4	Aggravated Assault	40	37	29	1
Unknown Age	0	Simple Assault	110	95	92	1
Arrests per 100,000 population	N/A	Intimidation	60	15	13	0
		Stalking	2	0	0	0
		Commercial Sex Acts	0	0	0	0
Average number offenses/incident	1.17	Involuntary Servitude	0	0	0	0
		Crimes Against Property				
Domestic Violence Victims		Arson	2	0	0	0
Offense	Reported	Cleared	Bribery	0	0	0
Murder	0	0	Burglary	61	11	14
Aggravated Assault	17	15	Counterfeiting/Forgery	5	3	2
Simple Assault	71	67	Destruction/Damage/Vandalism	86	21	7
Intimidation	12	5	Embezzlement	1	1	1
Stalking	0	0	Extortion/Blackmail	0	0	0
Forcible Rape	0	0	Fraud - False Pretenses	23	5	4
Forcible Sodomy	0	0	Fraud - Credit Card/ATM	7	1	1
Sexual Assault W/Object	0	0	Fraud - Impersonation	11	4	3
Forcible Fondling	0	0	Fraud - Welfare	0	0	0
Incest	0	0	Fraud - Wire	1	0	0
Statutory Rape	0	0	Fraud - Identity Theft	5	0	0
Kidnapping/Abduction	1	1	Fraud - Computer Hacking/Invasion	0	0	0
Commercial Sex Acts	0	0	Robbery	1	0	0
Involuntary Servitude	0	0	Theft - Pocket-picking	0	0	0
Total	101	88	Theft - Purse Snatching	0	0	0
			Theft - Shoplifting	3	2	3
Group B Arrests			Theft From Building	43	2	2
Offense	Adult	Juvenile	Theft From Coin Machine	0	0	0
Bad Checks	0	0	Theft From Motor Vehicle	11	1	1
Curfew/Vagrancy	0	0	Theft of Motor Vehicle Parts	8	0	0
Disorderly Conduct	2	0	Theft - All Other Larceny	65	11	13
DUI	43	0	Motor Vehicle Theft	21	8	7
Drunkenness	34	1	Stolen Property Offenses	2	1	1
Family-Non Violent	31	0	Crimes Against Society			
Liquor Law Violations	1	0	Animal Cruelty	4	3	3
Peeping Tom	0	0	Drug/Narcotic Violations	55	45	43
Trespass	11	0	Drug/Narcotic Equipment Violations	42	37	14
All Other Offenses	458	0	Gambling - Betting/Wagering	0	0	0
Total Group B	580	1	Gambling - Operating/Promoting	0	0	0
			Gambling - Equipment Violations	0	0	0
			Gambling - Sports Tampering	0	0	0
			Pornography/Obscene Material	2	1	1
			Prostitution	0	0	0
			Prostitution Assisting/Promoting	0	0	0
			Purchasing Prostitution	0	0	0
			Weapon Law Violations	6	4	0
			Total Group A Offenses	680	311	257
						3

Crime in Tennessee 2017

(*) Offenses are counted using the FBI Units of Count for Crime

(**) The 'Arrests' column shows arrests made for incidents during the selected period, regardless of arrest date. Arrest counts for the same period may change over time.

Knox County Sheriff's Office - NIBRS Agency Crime Overview - 2017

2016 Population Estimate		N/A	Offenses (*)		Arrests (**)	
			Reported	Cleared	Adult	Juvenile
Offense Overview			Group A Offenses			
			Crimes Against Persons			
Offense Total	10,213		6	6	4	1
Number Cleared	5,097		0	0	0	0
Percent Cleared	49.91 %		0	0	0	0
Group A Crimes per 100,000 population	N/A		6	6	1	0
			33	17	4	0
			13	4	1	2
			4	2	1	0
			67	19	4	1
			1	0	0	0
			5	2	2	0
			597	450	225	28
			1,721	1,368	538	84
			686	352	43	13
			32	15	5	0
			1	1	1	0
			0	0	0	0
			Crimes Against Property			
			16	3	1	0
			0	0	0	0
			826	148	85	16
			53	24	17	0
			772	228	57	15
			53	23	18	0
			3	0	0	0
			257	64	29	0
			110	28	6	1
			49	13	13	1
			2	0	0	0
			16	2	0	1
			40	6	2	0
			2	0	0	0
			62	32	28	0
			2	0	0	0
			2	0	0	0
			477	236	241	23
			372	98	43	4
			5	1	1	0
			786	131	75	9
			158	14	11	0
			913	139	76	4
			512	164	88	8
			81	79	65	7
			Crimes Against Society			
			20	13	12	0
			724	702	807	52
			568	558	219	9
			6	6	28	0
			2	2	1	0
			1	1	2	0
			0	0	0	0
			11	3	1	0
			24	24	26	0
			0	0	0	0
			10	10	10	0
			106	103	15	5
			10,213	5,097	2,806	284
Domestic Violence Victims						
Offense	Reported	Cleared				
Murder	3	3				
Aggravated Assault	316	273				
Simple Assault	1,262	1,079				
Intimidation	272	177				
Stalking	20	10				
Forcible Rape	14	12				
Forcible Sodomy	8	3				
Sexual Assault W/Object	2	1				
Forcible Fondling	26	6				
Incest	1	0				
Statutory Rape	2	1				
Kidnapping/Abduction	5	5				
Commercial Sex Acts	0	0				
Involuntary Servitude	0	0				
Total	1,931	1,570				
Group B Arrests						
Offense	Adult	Juvenile				
Bad Checks	6	0				
Curfew/Vagrancy	0	0				
Disorderly Conduct	59	9				
DUI	492	5				
Drunkenness	365	3				
Family-Non Violent	80	7				
Liquor Law Violations	34	10				
Peeping Tom	1	0				
Trespass	32	2				
All Other Offenses	3,732	36				
Total Group B	4,801	72				

Crime in Tennessee 2017

(*) Offenses are counted using the FBI Units of Count for Crime

(**) The 'Arrests' column shows arrests made for incidents during the selected period, regardless of arrest date. Arrest counts for the same period may change over time.

Lake County Sheriff's Office - NIBRS Agency Crime Overview - 2017

2016 Population Estimate		N/A	Offenses (*)		Arrests (**)	
			Reported	Cleared	Adult	Juvenile
Offense Overview			Group A Offenses			
			Crimes Against Persons			
Offense Total	62		0	0	0	0
Number Cleared	43		0	0	0	0
Percent Cleared	69.35 %		0	0	0	0
Group A Crimes per 100,000 population	N/A		0	0	0	0
			1	1	1	0
			0	0	0	0
			0	0	0	0
Arrest Overview			Crimes Against Property			
Total Arrests	277		1	1	1	0
Adult Arrests	275		0	0	0	0
Juvenile Arrests	2		2	2	2	0
Unknown Age	0		8	8	8	0
Arrests per 100,000 population	N/A		0	0	0	0
			0	0	0	0
Average number offenses/incident	1.07		1	1	1	0
			0	0	0	0
Domestic Violence Victims			Crimes Against Society			
			Arson			
Offense	Reported	Cleared	Bribery			
Murder	0	0	Burglary			
Aggravated Assault	1	1	Counterfeiting/Forgery			
Simple Assault	4	4	Destruction/Damage/Vandalism			
Intimidation	0	0	Embezzlement			
Stalking	1	1	Extortion/Blackmail			
Forcible Rape	1	1	Fraud - False Pretenses			
Forcible Sodomy	0	0	Fraud - Credit Card/ATM			
Sexual Assault W/Object	0	0	Fraud - Impersonation			
Forcible Fondling	0	0	Fraud - Welfare			
Incest	0	0	Fraud - Wire			
Statutory Rape	0	0	Fraud - Identity Theft			
Kidnapping/Abduction	0	0	Fraud - Computer Hacking/Invasion			
Commercial Sex Acts	0	0	Robbery			
Involuntary Servitude	0	0	Theft - Pocket-picking			
Total	7	7	Theft - Purse Snatching			
			Theft - Shoplifting			
			Theft From Building			
			Theft From Coin Machine			
			Theft From Motor Vehicle			
			Theft of Motor Vehicle Parts			
			Theft - All Other Larceny			
			Motor Vehicle Theft			
			Stolen Property Offenses			
			Crimes Against Society			
			Animal Cruelty			
			Drug/Narcotic Violations			
			Drug/Narcotic Equipment Violations			
			Gambling - Betting/Wagering			
			Gambling - Operating/Promoting			
			Gambling - Equipment Violations			
			Gambling - Sports Tampering			
			Pornography/Obscene Material			
			Prostitution			
			Prostitution Assisting/Promoting			
			Purchasing Prostitution			
			Weapon Law Violations			
			Total Group A Offenses			
			62	43	47	1
Group B Arrests						
Offense	Adult	Juvenile				
Bad Checks	3	0				
Curfew/Vagrancy	0	0				
Disorderly Conduct	3	0				
DUI	3	0				
Drunkenness	0	0				
Family-Non Violent	12	0				
Liquor Law Violations	0	0				
Peeping Tom	0	0				
Trespass	6	0				
All Other Offenses	201	1				
Total Group B	228	1				

Crime in Tennessee 2017

(*) Offenses are counted using the FBI Units of Count for Crime

(**) The 'Arrests' column shows arrests made for incidents during the selected period, regardless of arrest date. Arrest counts for the same period may change over time.

Lauderdale County Sheriff's Office - NIBRS Agency Crime Overview - 2017

2016 Population Estimate	N/A	Offenses (*)		Arrests (**)		
		Reported	Cleared	Adult	Juvenile	
Offense Overview		Group A Offenses				
		Crimes Against Persons				
Offense Total	666	Murder	1	0	0	0
Number Cleared	232	Negligent Manslaughter	0	0	0	0
Percent Cleared	34.83 %	Negligent Vehicular Manslaughter	0	0	0	0
Group A Crimes per 100,000 population	N/A	Kidnapping/Abduction	1	1	1	0
		Forcible Rape	3	3	2	0
		Forcible Sodomy	0	0	0	0
		Sexual Assault W/Object	0	0	0	0
		Forcible Fondling	2	0	0	0
Arrest Overview		Incest	0	0	0	0
Total Arrests	857	Statutory Rape	0	0	0	0
Adult Arrests	836	Aggravated Assault	53	39	25	2
Juvenile Arrests	21	Simple Assault	81	47	35	2
Unknown Age	0	Intimidation	32	3	2	0
Arrests per 100,000 population	N/A	Stalking	3	1	1	0
		Commercial Sex Acts	0	0	0	0
		Involuntary Servitude	0	0	0	0
Average number offenses/incident	1.21	Crimes Against Property				
Domestic Violence Victims		Arson	5	2	2	0
Offense	Reported	Cleared	Bribery	0	0	0
Murder	0	0	Burglary	106	16	16
Aggravated Assault	29	25	Counterfeiting/Forgery	9	7	5
Simple Assault	44	31	Destruction/Damage/Vandalism	107	15	7
Intimidation	12	3	Embezzlement	2	2	1
Stalking	0	0	Extortion/Blackmail	4	2	1
Forcible Rape	1	1	Fraud - False Pretenses	1	0	0
Forcible Sodomy	0	0	Fraud - Credit Card/ATM	4	2	1
Sexual Assault W/Object	0	0	Fraud - Impersonation	9	1	0
Forcible Fondling	1	0	Fraud - Welfare	0	0	0
Incest	0	0	Fraud - Wire	3	1	0
Statutory Rape	0	0	Fraud - Identity Theft	0	0	0
Kidnapping/Abduction	1	1	Fraud - Computer Hacking/Invasion	0	0	0
Commercial Sex Acts	0	0	Robbery	3	0	0
Involuntary Servitude	0	0	Theft - Pocket-picking	0	0	0
Total	88	61	Theft - Purse Snatching	0	0	0
			Theft - Shoplifting	4	3	3
			Theft From Building	39	4	3
			Theft From Coin Machine	0	0	0
			Theft From Motor Vehicle	33	5	6
			Theft of Motor Vehicle Parts	8	0	0
			Theft - All Other Larceny	55	8	8
			Motor Vehicle Theft	29	5	3
			Stolen Property Offenses	0	0	0
			Crimes Against Society			
			Animal Cruelty	0	0	0
			Drug/Narcotic Violations	49	47	37
			Drug/Narcotic Equipment Violations	16	15	3
			Gambling - Betting/Wagering	0	0	0
			Gambling - Operating/Promoting	0	0	0
			Gambling - Equipment Violations	0	0	0
			Gambling - Sports Tampering	0	0	0
			Pornography/Obscene Material	1	1	0
			Prostitution	0	0	0
			Prostitution Assisting/Promoting	0	0	0
			Purchasing Prostitution	0	0	0
			Weapon Law Violations	3	2	1
			Total Group A Offenses	666	232	163
						14

Crime in Tennessee 2017

(*) Offenses are counted using the FBI Units of Count for Crime

(**) The 'Arrests' column shows arrests made for incidents during the selected period, regardless of arrest date. Arrest counts for the same period may change over time.

Lawrence County Sheriff's Office - NIBRS Agency Crime Overview - 2017

2016 Population Estimate	N/A	Offenses (*)		Arrests (**)		
		Reported	Cleared	Adult	Juvenile	
Offense Overview		Group A Offenses				
		Crimes Against Persons				
Offense Total	1,355	Murder	3	1	1	0
Number Cleared	469	Negligent Manslaughter	0	0	0	0
Percent Cleared	34.61 %	Negligent Vehicular Manslaughter	0	0	0	0
Group A Crimes per 100,000 population	N/A	Kidnapping/Abduction	1	0	0	0
		Forcible Rape	9	2	2	0
		Forcible Sodomy	0	0	0	0
		Sexual Assault W/Object	0	0	0	0
Arrest Overview		Forcible Fondling	6	0	0	0
Total Arrests	1,424	Incest	1	1	1	0
Adult Arrests	1,416	Statutory Rape	1	1	1	0
Juvenile Arrests	8	Aggravated Assault	63	37	32	0
Unknown Age	0	Simple Assault	166	102	81	1
Arrests per 100,000 population	N/A	Intimidation	97	18	18	0
		Stalking	11	2	1	0
		Commercial Sex Acts	0	0	0	0
Average number offenses/incident	1.31	Involuntary Servitude	0	0	0	0
		Crimes Against Property				
Domestic Violence Victims		Arson	8	1	1	0
Offense	Reported	Cleared	Bribery	0	0	0
Murder	1	1	Burglary	167	24	24
Aggravated Assault	27	24	Counterfeiting/Forgery	23	5	4
Simple Assault	107	84	Destruction/Damage/Vandalism	111	13	5
Intimidation	47	16	Embezzlement	0	0	0
Stalking	8	2	Extortion/Blackmail	1	1	1
Forcible Rape	3	1	Fraud - False Pretenses	11	1	0
Forcible Sodomy	0	0	Fraud - Credit Card/ATM	27	4	1
Sexual Assault W/Object	0	0	Fraud - Impersonation	11	3	4
Forcible Fondling	0	0	Fraud - Welfare	0	0	0
Incest	0	0	Fraud - Wire	0	0	0
Statutory Rape	0	0	Fraud - Identity Theft	46	5	0
Kidnapping/Abduction	1	0	Fraud - Computer Hacking/Invasion	0	0	0
Commercial Sex Acts	0	0	Robbery	4	3	7
Involuntary Servitude	0	0	Theft - Pocket-picking	1	0	0
Total	194	128	Theft - Purse Snatching	1	0	0
			Theft - Shoplifting	6	3	3
Group B Arrests			Theft From Building	68	8	4
Offense	Adult	Juvenile	Theft From Coin Machine	0	0	0
Bad Checks	4	0	Theft From Motor Vehicle	53	2	1
Curfew/Vagrancy	0	0	Theft of Motor Vehicle Parts	11	0	0
Disorderly Conduct	4	1	Theft - All Other Larceny	98	10	9
DUI	14	0	Motor Vehicle Theft	66	13	4
Drunkenness	27	1	Stolen Property Offenses	1	0	0
Family-Non Violent	1	0	Crimes Against Society			
Liquor Law Violations	1	0	Animal Cruelty	0	0	0
Peeping Tom	0	0	Drug/Narcotic Violations	176	117	129
Trespass	4	0	Drug/Narcotic Equipment Violations	85	77	15
All Other Offenses	1,008	0	Gambling - Betting/Wagering	0	0	0
Total Group B	1,063	2	Gambling - Operating/Promoting	0	0	0
			Gambling - Equipment Violations	0	0	0
			Gambling - Sports Tampering	0	0	0
			Pornography/Obscene Material	0	0	0
			Prostitution	0	0	0
			Prostitution Assisting/Promoting	0	0	0
			Purchasing Prostitution	0	0	0
			Weapon Law Violations	22	15	4
			Total Group A Offenses	1,355	469	353
						6

Crime in Tennessee 2017

(*) Offenses are counted using the FBI Units of Count for Crime

(**) The 'Arrests' column shows arrests made for incidents during the selected period, regardless of arrest date. Arrest counts for the same period may change over time.

Lewis County Sheriff's Office - NIBRS Agency Crime Overview - 2017

2016 Population Estimate		N/A	Offenses (*)		Arrests (**)		
			Reported	Cleared	Adult	Juvenile	
Offense Overview			Group A Offenses				
			Crimes Against Persons				
Offense Total	312		Murder	1	0	0	0
Number Cleared	51		Negligent Manslaughter	0	0	0	0
Percent Cleared	16.35 %		Negligent Vehicular Manslaughter	0	0	0	0
Group A Crimes per 100,000 population	N/A		Kidnapping/Abduction	2	2	1	0
			Forcible Rape	1	0	0	0
			Forcible Sodomy	0	0	0	0
			Sexual Assault W/Object	0	0	0	0
			Forcible Fondling	1	0	0	0
			Incest	0	0	0	0
			Statutory Rape	0	0	0	0
			Aggravated Assault	27	5	5	0
			Simple Assault	20	13	13	0
			Intimidation	9	3	2	0
			Stalking	0	0	0	0
			Commercial Sex Acts	0	0	0	0
			Involuntary Servitude	0	0	0	0
			Crimes Against Property				
			Arson	2	0	0	0
			Bribery	0	0	0	0
			Burglary	33	4	4	0
			Counterfeiting/Forgery	1	0	0	0
			Destruction/Damage/Vandalism	59	5	0	0
			Embezzlement	0	0	0	0
			Extortion/Blackmail	0	0	0	0
			Fraud - False Pretenses	3	0	0	0
			Fraud - Credit Card/ATM	5	0	0	0
			Fraud - Impersonation	2	1	0	0
			Fraud - Welfare	0	0	0	0
			Fraud - Wire	0	0	0	0
			Fraud - Identity Theft	4	0	0	0
			Fraud - Computer Hacking/Invasion	0	0	0	0
			Robbery	1	1	1	0
			Theft - Pocket-picking	0	0	0	0
			Theft - Purse Snatching	0	0	0	0
			Theft - Shoplifting	0	0	0	0
			Theft From Building	11	0	0	0
			Theft From Coin Machine	0	0	0	0
			Theft From Motor Vehicle	6	0	0	0
			Theft of Motor Vehicle Parts	5	0	0	0
			Theft - All Other Larceny	70	5	5	0
			Motor Vehicle Theft	30	2	1	0
			Stolen Property Offenses	0	0	0	0
			Crimes Against Society				
			Animal Cruelty	0	0	0	0
			Drug/Narcotic Violations	11	5	3	0
			Drug/Narcotic Equipment Violations	6	3	0	0
			Gambling - Betting/Wagering	0	0	0	0
			Gambling - Operating/Promoting	0	0	0	0
			Gambling - Equipment Violations	0	0	0	0
			Gambling - Sports Tampering	0	0	0	0
			Pornography/Obscene Material	0	0	0	0
			Prostitution	0	0	0	0
			Prostitution Assisting/Promoting	0	0	0	0
			Purchasing Prostitution	0	0	0	0
			Weapon Law Violations	2	2	1	0
			Total Group A Offenses	312	51	36	0
Domestic Violence Victims							
Offense	Reported	Cleared					
Murder	0	0					
Aggravated Assault	17	3					
Simple Assault	14	9					
Intimidation	4	3					
Stalking	0	0					
Forcible Rape	0	0					
Forcible Sodomy	0	0					
Sexual Assault W/Object	0	0					
Forcible Fondling	1	0					
Incest	0	0					
Statutory Rape	0	0					
Kidnapping/Abduction	2	2					
Commercial Sex Acts	0	0					
Involuntary Servitude	0	0					
Total	38	17					
Group B Arrests							
Offense	Adult	Juvenile					
Bad Checks	1	0					
Curfew/Vagrancy	0	0					
Disorderly Conduct	1	0					
DUI	4	0					
Drunkenness	4	0					
Family-Non Violent	0	0					
Liquor Law Violations	0	0					
Peeping Tom	0	0					
Trespass	7	0					
All Other Offenses	349	0					
Total Group B	366	0					

Crime in Tennessee 2017

(*) Offenses are counted using the FBI Units of Count for Crime

(**) The 'Arrests' column shows arrests made for incidents during the selected period, regardless of arrest date. Arrest counts for the same period may change over time.

Lincoln County Sheriff's Office - NIBRS Agency Crime Overview - 2017

2016 Population Estimate		N/A	Offenses (*)		Arrests (**)		
			Reported	Cleared	Adult	Juvenile	
Offense Overview			Group A Offenses				
			Crimes Against Persons				
Offense Total	1,239		Murder	0	0	0	0
Number Cleared	457		Negligent Manslaughter	0	0	0	0
Percent Cleared	36.88 %		Negligent Vehicular Manslaughter	0	0	0	0
Group A Crimes per 100,000 population	N/A		Kidnapping/Abduction	5	1	0	0
			Forcible Rape	2	1	1	0
			Forcible Sodomy	0	0	0	0
			Sexual Assault W/Object	0	0	0	0
			Forcible Fondling	3	2	2	0
Arrest Overview			Incest	0	0	0	0
Total Arrests	1,125		Statutory Rape	1	0	0	0
Adult Arrests	1,089		Aggravated Assault	130	68	45	3
Juvenile Arrests	36		Simple Assault	204	98	81	6
Unknown Age	0		Intimidation	124	19	12	1
Arrests per 100,000 population	N/A		Stalking	4	0	0	0
			Commercial Sex Acts	0	0	0	0
Average number offenses/incident	1.24		Involuntary Servitude	0	0	0	0
			Crimes Against Property				
Domestic Violence Victims			Arson	6	1	0	1
Offense	Reported	Cleared	Bribery	0	0	0	0
Murder	0	0	Burglary	104	13	11	1
Aggravated Assault	64	44	Counterfeiting/Forgery	5	2	0	0
Simple Assault	160	85	Destruction/Damage/Vandalism	116	16	5	3
Intimidation	57	13	Embezzlement	4	3	3	0
Stalking	0	0	Extortion/Blackmail	0	0	0	0
Forcible Rape	2	1	Fraud - False Pretenses	17	4	1	0
Forcible Sodomy	0	0	Fraud - Credit Card/ATM	22	0	0	0
Sexual Assault W/Object	0	0	Fraud - Impersonation	10	3	3	0
Forcible Fondling	1	0	Fraud - Welfare	0	0	0	0
Incest	0	0	Fraud - Wire	0	0	0	0
Statutory Rape	0	0	Fraud - Identity Theft	0	0	0	0
Kidnapping/Abduction	3	1	Fraud - Computer Hacking/Invasion	0	0	0	0
Commercial Sex Acts	0	0	Robbery	7	0	0	0
Involuntary Servitude	0	0	Theft - Pocket-picking	0	0	0	0
Total	287	144	Theft - Purse Snatching	0	0	0	0
			Theft - Shoplifting	8	2	2	0
Group B Arrests			Theft From Building	68	3	4	0
Offense	Adult	Juvenile	Theft From Coin Machine	0	0	0	0
Bad Checks	5	0	Theft From Motor Vehicle	33	11	5	0
Curfew/Vagrancy	0	0	Theft of Motor Vehicle Parts	18	1	1	0
Disorderly Conduct	20	6	Theft - All Other Larceny	79	6	7	0
DUI	41	0	Motor Vehicle Theft	45	13	12	0
Drunkenness	35	0	Stolen Property Offenses	5	5	2	2
Family-Non Violent	1	0	Crimes Against Society				
Liquor Law Violations	13	8	Animal Cruelty	1	1	2	0
Peeping Tom	0	0	Drug/Narcotic Violations	101	88	93	3
Trespass	5	0	Drug/Narcotic Equipment Violations	78	69	22	0
All Other Offenses	647	1	Gambling - Betting/Wagering	0	0	0	0
Total Group B	767	15	Gambling - Operating/Promoting	0	0	0	0
			Gambling - Equipment Violations	0	0	0	0
			Gambling - Sports Tampering	0	0	0	0
			Pornography/Obscene Material	1	1	0	1
			Prostitution	0	0	0	0
			Prostitution Assisting/Promoting	0	0	0	0
			Purchasing Prostitution	0	0	0	0
			Weapon Law Violations	38	26	8	0
			Total Group A Offenses	1,239	457	322	21

Crime in Tennessee 2017

(*) Offenses are counted using the FBI Units of Count for Crime

(**) The 'Arrests' column shows arrests made for incidents during the selected period, regardless of arrest date. Arrest counts for the same period may change over time.

Loudon County Sheriff's Office - NIBRS Agency Crime Overview - 2017

2016 Population Estimate	N/A	Offenses (*)		Arrests (**)			
		Reported	Cleared	Adult	Juvenile		
Offense Overview		Group A Offenses					
		Crimes Against Persons					
Offense Total	1,505	Murder	3	3	4	0	
Number Cleared	767	Negligent Manslaughter	0	0	0	0	
Percent Cleared	50.96 %	Negligent Vehicular Manslaughter	0	0	0	0	
Group A Crimes per 100,000 population	N/A	Kidnapping/Abduction	3	3	3	0	
		Forcible Rape	0	0	0	0	
		Forcible Sodomy	0	0	0	0	
		Sexual Assault W/Object	0	0	0	0	
Arrest Overview		Forcible Fondling	10	7	1	4	
Total Arrests	1,545	Incest	0	0	0	0	
Adult Arrests	1,472	Statutory Rape	1	0	0	0	
Juvenile Arrests	73	Aggravated Assault	72	50	38	1	
Unknown Age	0	Simple Assault	135	100	71	19	
Arrests per 100,000 population	N/A	Intimidation	99	16	10	7	
		Stalking	2	0	0	0	
		Commercial Sex Acts	0	0	0	0	
Average number offenses/incident	1.30	Involuntary Servitude	0	0	0	0	
		Crimes Against Property					
Domestic Violence Victims		Arson	1	1	1	0	
Offense	Reported	Cleared	Bribery	0	0	0	0
Murder	2	2	Burglary	101	13	19	0
Aggravated Assault	34	32	Counterfeiting/Forgery	2	0	0	0
Simple Assault	90	66	Destruction/Damage/Vandalism	108	13	10	3
Intimidation	34	11	Embezzlement	0	0	0	0
Stalking	0	0	Extortion/Blackmail	0	0	0	0
Forcible Rape	0	0	Fraud - False Pretenses	39	7	7	0
Forcible Sodomy	0	0	Fraud - Credit Card/ATM	15	1	1	0
Sexual Assault W/Object	0	0	Fraud - Impersonation	40	5	3	0
Forcible Fondling	2	1	Fraud - Welfare	0	0	0	0
Incest	0	0	Fraud - Wire	1	0	0	0
Statutory Rape	0	0	Fraud - Identity Theft	38	1	1	0
Kidnapping/Abduction	2	2	Fraud - Computer Hacking/Invasion	0	0	0	0
Commercial Sex Acts	0	0	Robbery	4	3	4	1
Involuntary Servitude	0	0	Theft - Pocket-picking	0	0	0	0
Total	164	114	Theft - Purse Snatching	0	0	0	0
			Theft - Shoplifting	8	5	5	0
Group B Arrests			Theft From Building	99	13	8	5
Offense	Adult	Juvenile	Theft From Coin Machine	3	0	0	0
Bad Checks	1	0	Theft From Motor Vehicle	53	5	10	0
Curfew/Vagrancy	0	0	Theft of Motor Vehicle Parts	17	0	0	0
Disorderly Conduct	4	3	Theft - All Other Larceny	75	2	2	0
DUI	91	0	Motor Vehicle Theft	38	9	7	2
Drunkenness	47	0	Stolen Property Offenses	0	0	0	0
Family-Non Violent	2	0	Crimes Against Society				
Liquor Law Violations	6	1	Animal Cruelty	2	1	1	0
Peeping Tom	0	0	Drug/Narcotic Violations	294	278	286	13
Trespass	8	1	Drug/Narcotic Equipment Violations	219	210	49	1
All Other Offenses	767	11	Gambling - Betting/Wagering	0	0	0	0
Total Group B	926	16	Gambling - Operating/Promoting	0	0	0	0
			Gambling - Equipment Violations	0	0	0	0
			Gambling - Sports Tampering	0	0	0	0
			Pornography/Obscene Material	2	1	1	0
			Prostitution	0	0	0	0
			Prostitution Assisting/Promoting	0	0	0	0
			Purchasing Prostitution	0	0	0	0
			Weapon Law Violations	21	20	4	1
			Total Group A Offenses	1,505	767	546	57

Crime in Tennessee 2017

(*) Offenses are counted using the FBI Units of Count for Crime

(**) The 'Arrests' column shows arrests made for incidents during the selected period, regardless of arrest date. Arrest counts for the same period may change over time.

Macon County Sheriff's Office - NIBRS Agency Crime Overview - 2017

2016 Population Estimate		N/A	Offenses (*)		Arrests (**)		
			Reported	Cleared	Adult	Juvenile	
Offense Overview			Group A Offenses				
Crimes Against Persons							
Offense Total	614		Murder	2	0	0	0
Number Cleared	445		Negligent Manslaughter	0	0	0	0
Percent Cleared	72.48 %		Negligent Vehicular Manslaughter	0	0	0	0
Group A Crimes per 100,000 population	N/A		Kidnapping/Abduction	1	1	1	0
			Forcible Rape	1	0	0	0
			Forcible Sodomy	0	0	0	0
			Sexual Assault W/Object	0	0	0	0
			Forcible Fondling	1	1	1	0
Arrest Overview			Incest	0	0	0	0
Total Arrests	1,159		Statutory Rape	2	1	1	0
Adult Arrests	1,148		Aggravated Assault	48	43	33	0
Juvenile Arrests	11		Simple Assault	72	69	61	0
Unknown Age	0		Intimidation	17	7	7	0
Arrests per 100,000 population	N/A		Stalking	2	2	2	0
			Commercial Sex Acts	0	0	0	0
			Involuntary Servitude	0	0	0	0
Average number offenses/incident	1.32		Crimes Against Property				
Domestic Violence Victims			Arson	1	0	0	0
Offense	Reported	Cleared	Bribery	0	0	0	0
Murder	0	0	Burglary	58	20	19	0
Aggravated Assault	11	10	Counterfeiting/Forgery	2	2	2	0
Simple Assault	24	23	Destruction/Damage/Vandalism	44	12	8	0
Intimidation	3	3	Embezzlement	0	0	0	0
Stalking	0	0	Extortion/Blackmail	0	0	0	0
Forcible Rape	0	0	Fraud - False Pretenses	0	0	0	0
Forcible Sodomy	0	0	Fraud - Credit Card/ATM	6	2	2	0
Sexual Assault W/Object	0	0	Fraud - Impersonation	0	0	0	0
Forcible Fondling	1	1	Fraud - Welfare	0	0	0	0
Incest	0	0	Fraud - Wire	0	0	0	0
Statutory Rape	0	0	Fraud - Identity Theft	0	0	0	0
Kidnapping/Abduction	1	1	Fraud - Computer Hacking/Invasion	0	0	0	0
Commercial Sex Acts	0	0	Robbery	0	0	0	0
Involuntary Servitude	0	0	Theft - Pocket-picking	0	0	0	0
Total	40	38	Theft - Purse Snatching	0	0	0	0
			Theft - Shoplifting	0	0	0	0
Group B Arrests			Theft From Building	11	3	3	0
Offense	Adult	Juvenile	Theft From Coin Machine	0	0	0	0
Bad Checks	3	0	Theft From Motor Vehicle	13	0	0	0
Curfew/Vagrancy	0	0	Theft of Motor Vehicle Parts	6	1	1	0
Disorderly Conduct	3	0	Theft - All Other Larceny	65	26	19	0
DUI	25	0	Motor Vehicle Theft	18	11	10	0
Drunkenness	20	0	Stolen Property Offenses	1	1	1	0
Family-Non Violent	2	0	Crimes Against Society				
Liquor Law Violations	0	0	Animal Cruelty	0	0	0	0
Peeping Tom	0	0	Drug/Narcotic Violations	137	137	125	0
Trespass	7	0	Drug/Narcotic Equipment Violations	91	91	9	0
All Other Offenses	781	11	Gambling - Betting/Wagering	0	0	0	0
Total Group B	841	11	Gambling - Operating/Promoting	0	0	0	0
			Gambling - Equipment Violations	0	0	0	0
			Gambling - Sports Tampering	0	0	0	0
			Pornography/Obscene Material	0	0	0	0
			Prostitution	0	0	0	0
			Prostitution Assisting/Promoting	0	0	0	0
			Purchasing Prostitution	0	0	0	0
			Weapon Law Violations	15	15	2	0
			Total Group A Offenses	614	445	307	0

Crime in Tennessee 2017

(*) Offenses are counted using the FBI Units of Count for Crime

(**) The 'Arrests' column shows arrests made for incidents during the selected period, regardless of arrest date. Arrest counts for the same period may change over time.

Madison County Sheriff's Office - NIBRS Agency Crime Overview - 2017

2016 Population Estimate	N/A	Offenses (*)		Arrests (**)		
		Reported	Cleared	Adult	Juvenile	
Offense Overview		Group A Offenses				
		Crimes Against Persons				
Offense Total	1,882	Murder	0	0	0	0
Number Cleared	1,091	Negligent Manslaughter	0	0	0	0
Percent Cleared	57.97 %	Negligent Vehicular Manslaughter	0	0	0	0
Group A Crimes per 100,000 population	N/A	Kidnapping/Abduction	7	6	7	0
		Forcible Rape	6	0	0	0
		Forcible Sodomy	2	0	0	0
		Sexual Assault W/Object	1	0	0	0
		Forcible Fondling	10	6	2	0
		Incest	0	0	0	0
		Statutory Rape	3	0	0	0
		Aggravated Assault	110	91	62	7
		Simple Assault	333	229	117	50
		Intimidation	101	42	1	0
		Stalking	3	2	0	0
		Commercial Sex Acts	0	0	0	0
		Involuntary Servitude	0	0	0	0
		Crimes Against Property				
		Arson	0	0	0	0
		Bribery	1	0	0	0
		Burglary	144	25	21	5
		Counterfeiting/Forgery	17	10	32	3
		Destruction/Damage/Vandalism	141	41	22	1
		Embezzlement	4	2	1	0
		Extortion/Blackmail	2	0	0	0
		Fraud - False Pretenses	40	11	1	0
		Fraud - Credit Card/ATM	21	1	0	0
		Fraud - Impersonation	9	6	8	0
		Fraud - Welfare	0	0	0	0
		Fraud - Wire	2	0	0	0
		Fraud - Identity Theft	23	0	0	0
		Fraud - Computer Hacking/Invasion	0	0	0	0
		Robbery	8	3	5	0
		Theft - Pocket-picking	0	0	0	0
		Theft - Purse Snatching	0	0	0	0
		Theft - Shoplifting	9	2	0	0
		Theft From Building	63	20	3	4
		Theft From Coin Machine	2	0	0	0
		Theft From Motor Vehicle	65	3	2	0
		Theft of Motor Vehicle Parts	18	3	0	0
		Theft - All Other Larceny	96	18	28	5
		Motor Vehicle Theft	44	9	2	1
		Stolen Property Offenses	4	4	2	3
		Crimes Against Society				
		Animal Cruelty	5	1	1	0
		Drug/Narcotic Violations	329	310	301	35
		Drug/Narcotic Equipment Violations	204	196	46	4
		Gambling - Betting/Wagering	0	0	0	0
		Gambling - Operating/Promoting	0	0	0	0
		Gambling - Equipment Violations	0	0	0	0
		Gambling - Sports Tampering	0	0	0	0
		Pornography/Obscene Material	2	0	0	0
		Prostitution	0	0	0	0
		Prostitution Assisting/Promoting	0	0	0	0
		Purchasing Prostitution	0	0	0	0
		Weapon Law Violations	53	50	13	1
		Total Group A Offenses	1,882	1,091	677	119
Domestic Violence Victims						
Offense	Reported	Cleared				
Murder	0	0				
Aggravated Assault	52	45				
Simple Assault	172	128				
Intimidation	25	12				
Stalking	1	1				
Forcible Rape	1	0				
Forcible Sodomy	0	0				
Sexual Assault W/Object	1	0				
Forcible Fondling	3	2				
Incest	0	0				
Statutory Rape	1	0				
Kidnapping/Abduction	5	5				
Commercial Sex Acts	0	0				
Involuntary Servitude	0	0				
Total	261	193				
Group B Arrests						
Offense	Adult	Juvenile				
Bad Checks	50	0				
Curfew/Vagrancy	0	0				
Disorderly Conduct	10	44				
DUI	98	1				
Drunkenness	24	2				
Family-Non Violent	1	0				
Liquor Law Violations	14	8				
Peeping Tom	0	0				
Trespass	6	2				
All Other Offenses	1,827	5				
Total Group B	2,030	62				

Crime in Tennessee 2017

(*) Offenses are counted using the FBI Units of Count for Crime

(**) The 'Arrests' column shows arrests made for incidents during the selected period, regardless of arrest date. Arrest counts for the same period may change over time.

Marion County Sheriff's Office - NIBRS Agency Crime Overview - 2017

2016 Population Estimate	N/A	Offenses (*)		Arrests (**)		
		Reported	Cleared	Adult	Juvenile	
Offense Overview		Group A Offenses				
		Crimes Against Persons				
Offense Total	742	Murder	0	0	0	0
Number Cleared	343	Negligent Manslaughter	0	0	0	0
Percent Cleared	46.23 %	Negligent Vehicular Manslaughter	0	0	0	0
Group A Crimes per 100,000 population	N/A	Kidnapping/Abduction	3	2	2	0
		Forcible Rape	3	1	1	0
		Forcible Sodomy	0	0	0	0
		Sexual Assault W/Object	0	0	0	0
Arrest Overview		Forcible Fondling	1	1	1	0
Total Arrests	1,195	Incest	0	0	0	0
Adult Arrests	1,192	Statutory Rape	4	2	2	0
Juvenile Arrests	3	Aggravated Assault	61	49	46	2
Unknown Age	0	Simple Assault	97	68	62	0
Arrests per 100,000 population	N/A	Intimidation	63	18	16	0
		Stalking	3	2	2	0
		Commercial Sex Acts	0	0	0	0
Average number offenses/incident	1.14	Involuntary Servitude	0	0	0	0
		Crimes Against Property				
Domestic Violence Victims		Arson	1	1	1	0
Offense	Reported	Cleared	Bribery	0	0	0
Murder	0	0	Burglary	87	16	16
Aggravated Assault	16	13	Counterfeiting/Forgery	4	1	1
Simple Assault	37	27	Destruction/Damage/Vandalism	56	17	14
Intimidation	14	4	Embezzlement	0	0	0
Stalking	0	0	Extortion/Blackmail	0	0	0
Forcible Rape	1	1	Fraud - False Pretenses	14	6	6
Forcible Sodomy	0	0	Fraud - Credit Card/ATM	14	2	2
Sexual Assault W/Object	0	0	Fraud - Impersonation	5	0	0
Forcible Fondling	0	0	Fraud - Welfare	0	0	0
Incest	0	0	Fraud - Wire	1	0	0
Statutory Rape	0	0	Fraud - Identity Theft	1	0	0
Kidnapping/Abduction	0	0	Fraud - Computer Hacking/Invasion	0	0	0
Commercial Sex Acts	0	0	Robbery	2	1	1
Involuntary Servitude	0	0	Theft - Pocket-picking	1	1	1
Total	68	45	Theft - Purse Snatching	0	0	0
			Theft - Shoplifting	0	0	0
Group B Arrests			Theft From Building	30	3	4
Offense	Adult	Juvenile	Theft From Coin Machine	0	0	0
Bad Checks	3	0	Theft From Motor Vehicle	43	6	12
Curfew/Vagrancy	0	0	Theft of Motor Vehicle Parts	9	0	0
Disorderly Conduct	25	0	Theft - All Other Larceny	50	6	8
DUI	13	0	Motor Vehicle Theft	40	10	10
Drunkenness	28	0	Stolen Property Offenses	0	0	0
Family-Non Violent	3	0	Crimes Against Society			
Liquor Law Violations	3	0	Animal Cruelty	3	2	2
Peeping Tom	0	0	Drug/Narcotic Violations	86	75	78
Trespass	12	0	Drug/Narcotic Equipment Violations	52	45	25
All Other Offenses	788	0	Gambling - Betting/Wagering	0	0	0
Total Group B	875	0	Gambling - Operating/Promoting	0	0	0
			Gambling - Equipment Violations	0	0	0
			Gambling - Sports Tampering	0	0	0
			Pornography/Obscene Material	1	1	1
			Prostitution	0	0	0
			Prostitution Assisting/Promoting	0	0	0
			Purchasing Prostitution	0	0	0
			Weapon Law Violations	7	7	3
			Total Group A Offenses	742	343	317
						3

Crime in Tennessee 2017

(*) Offenses are counted using the FBI Units of Count for Crime

(**) The 'Arrests' column shows arrests made for incidents during the selected period, regardless of arrest date. Arrest counts for the same period may change over time.

Marshall County Sheriff's Office - NIBRS Agency Crime Overview - 2017

2016 Population Estimate		N/A	Offenses (*)		Arrests (**)	
			Reported	Cleared	Adult	Juvenile
Offense Overview			Group A Offenses			
			Crimes Against Persons			
Offense Total	399		0	0	0	0
Number Cleared	235		0	0	0	0
Percent Cleared	58.90 %		0	0	0	0
Group A Crimes per 100,000 population	N/A		0	0	0	0
			Crimes Against Property			
Arrest Overview						
Total Arrests	686		6	3	3	0
Adult Arrests	652		0	0	0	0
Juvenile Arrests	34		26	21	17	0
Unknown Age	0		116	87	65	14
Arrests per 100,000 population	N/A		18	11	14	0
Average number offenses/incident	1.23		1	1	1	0
			Crimes Against Society			
Domestic Violence Victims						
Offense	Reported	Cleared				
Murder	0	0	0	0	0	0
Aggravated Assault	14	14	0	0	0	0
Simple Assault	75	68	24	3	4	0
Intimidation	14	9	0	0	0	0
Stalking	0	0	0	0	0	0
Forcible Rape	0	0	7	2	1	0
Forcible Sodomy	0	0	2	1	0	0
Sexual Assault W/Object	0	0	5	1	1	0
Forcible Fondling	2	2	0	0	0	0
Incest	0	0	0	0	0	0
Statutory Rape	0	0	0	0	0	0
Kidnapping/Abduction	0	0	0	0	0	0
Commercial Sex Acts	0	0	0	0	0	0
Involuntary Servitude	0	0	0	0	0	0
Total	105	93				
Group B Arrests						
Offense	Adult	Juvenile				
Bad Checks	9	0	39	11	7	0
Curfew/Vagrancy	0	0	0	0	0	0
Disorderly Conduct	0	1	10	2	0	2
DUI	7	1	2	1	1	0
Drunkenness	11	0	13	2	2	0
Family-Non Violent	51	0	17	4	1	2
Liquor Law Violations	3	2	0	0	0	0
Peeping Tom	0	0	0	0	0	0
Trespass	1	0	0	0	0	0
All Other Offenses	404	0	0	0	0	0
Total Group B	486	4				
			Crimes Against Society			
			Animal Cruelty			
			Drug/Narcotic Violations			
			Drug/Narcotic Equipment Violations			
			Gambling - Betting/Wagering			
			Gambling - Operating/Promoting			
			Gambling - Equipment Violations			
			Gambling - Sports Tampering			
			Pornography/Obscene Material			
			Prostitution			
			Prostitution Assisting/Promoting			
			Purchasing Prostitution			
			Weapon Law Violations			
			399	235	166	30

Crime in Tennessee 2017

(*) Offenses are counted using the FBI Units of Count for Crime

(**) The 'Arrests' column shows arrests made for incidents during the selected period, regardless of arrest date. Arrest counts for the same period may change over time.

Maury County Sheriff's Office - NIBRS Agency Crime Overview - 2017

2016 Population Estimate	N/A	Offenses (*)		Arrests (**)		
		Reported	Cleared	Adult	Juvenile	
Offense Overview		Group A Offenses				
		Crimes Against Persons				
Offense Total	1,903	Murder	1	1	1	0
Number Cleared	923	Negligent Manslaughter	1	0	0	0
Percent Cleared	48.50 %	Negligent Vehicular Manslaughter	0	0	0	0
Group A Crimes per 100,000 population	N/A	Kidnapping/Abduction	21	12	4	0
		Forcible Rape	12	5	1	1
		Forcible Sodomy	4	1	1	0
		Sexual Assault W/Object	0	0	0	0
Arrest Overview		Forcible Fondling	26	8	2	0
Total Arrests	3,107	Incest	0	0	0	0
Adult Arrests	2,873	Statutory Rape	3	2	1	0
Juvenile Arrests	234	Aggravated Assault	150	109	75	5
Unknown Age	0	Simple Assault	407	267	129	78
Arrests per 100,000 population	N/A	Intimidation	101	19	6	3
		Stalking	17	7	3	0
		Commercial Sex Acts	1	0	0	0
Average number offenses/incident	1.19	Involuntary Servitude	0	0	0	0
		Crimes Against Property				
Domestic Violence Victims		Arson	0	0	0	0
Offense	Reported	Cleared	Bribery	0	0	0
Murder	0	0	Burglary	84	16	11
Aggravated Assault	61	53	Counterfeiting/Forgery	14	2	1
Simple Assault	255	169	Destruction/Damage/Vandalism	199	44	16
Intimidation	28	6	Embezzlement	4	0	0
Stalking	5	3	Extortion/Blackmail	4	0	0
Forcible Rape	3	2	Fraud - False Pretenses	38	1	1
Forcible Sodomy	3	1	Fraud - Credit Card/ATM	40	5	3
Sexual Assault W/Object	0	0	Fraud - Impersonation	34	10	5
Forcible Fondling	12	3	Fraud - Welfare	1	0	0
Incest	0	0	Fraud - Wire	0	0	0
Statutory Rape	0	0	Fraud - Identity Theft	0	0	0
Kidnapping/Abduction	13	9	Fraud - Computer Hacking/Invasion	0	0	0
Commercial Sex Acts	0	0	Robbery	4	2	3
Involuntary Servitude	0	0	Theft - Pocket-picking	0	0	0
Total	380	246	Theft - Purse Snatching	0	0	0
			Theft - Shoplifting	5	4	4
Group B Arrests			Theft From Building	108	27	7
Offense	Adult	Juvenile	Theft From Coin Machine	1	0	0
Bad Checks	19	0	Theft From Motor Vehicle	42	4	1
Curfew/Vagrancy	0	11	Theft of Motor Vehicle Parts	24	2	0
Disorderly Conduct	4	17	Theft - All Other Larceny	131	15	7
DUI	72	0	Motor Vehicle Theft	67	23	8
Drunkenness	42	5	Stolen Property Offenses	2	2	1
Family-Non Violent	441	0	Crimes Against Society			
Liquor Law Violations	9	2	Animal Cruelty	3	1	1
Peeping Tom	0	0	Drug/Narcotic Violations	204	196	190
Trespass	20	1	Drug/Narcotic Equipment Violations	114	110	26
All Other Offenses	1,747	26	Gambling - Betting/Wagering	0	0	0
Total Group B	2,354	62	Gambling - Operating/Promoting	0	0	0
			Gambling - Equipment Violations	0	0	0
			Gambling - Sports Tampering	0	0	0
			Pornography/Obscene Material	5	1	0
			Prostitution	0	0	0
			Prostitution Assisting/Promoting	1	0	0
			Purchasing Prostitution	0	0	0
			Weapon Law Violations	30	27	11
			Total Group A Offenses	1,903	923	519
						172

Crime in Tennessee 2017

(*) Offenses are counted using the FBI Units of Count for Crime

(**) The 'Arrests' column shows arrests made for incidents during the selected period, regardless of arrest date. Arrest counts for the same period may change over time.

McMinn County Sheriff's Office - NIBRS Agency Crime Overview - 2017

2016 Population Estimate	N/A	Offenses (*)		Arrests (**)		
		Reported	Cleared	Adult	Juvenile	
Offense Overview		Group A Offenses				
		Crimes Against Persons				
Offense Total	1,370	Murder	0	0	0	0
Number Cleared	439	Negligent Manslaughter	0	0	0	0
Percent Cleared	32.04 %	Negligent Vehicular Manslaughter	0	0	0	0
Group A Crimes per 100,000 population	N/A	Kidnapping/Abduction	6	3	2	0
		Forcible Rape	1	1	1	0
		Forcible Sodomy	0	0	0	0
		Sexual Assault W/Object	0	0	0	0
		Forcible Fondling	6	1	0	0
Arrest Overview		Incest	2	0	0	0
Total Arrests	917	Statutory Rape	0	0	0	0
Adult Arrests	907	Aggravated Assault	91	51	37	1
Juvenile Arrests	10	Simple Assault	170	86	73	2
Unknown Age	0	Intimidation	30	9	8	0
Arrests per 100,000 population	N/A	Stalking	4	0	0	0
		Commercial Sex Acts	0	0	0	0
Average number offenses/incident	1.20	Involuntary Servitude	0	0	0	0
		Crimes Against Property				
Domestic Violence Victims		Arson	0	0	0	0
Offense	Reported	Cleared	Bribery	0	0	0
Murder	0	0	Burglary	184	20	17
Aggravated Assault	34	23	Counterfeiting/Forgery	15	2	0
Simple Assault	84	47	Destruction/Damage/Vandalism	116	19	9
Intimidation	12	6	Embezzlement	0	0	0
Stalking	1	0	Extortion/Blackmail	1	0	0
Forcible Rape	0	0	Fraud - False Pretenses	13	4	2
Forcible Sodomy	0	0	Fraud - Credit Card/ATM	11	1	1
Sexual Assault W/Object	0	0	Fraud - Impersonation	15	12	9
Forcible Fondling	4	0	Fraud - Welfare	0	0	0
Incest	2	0	Fraud - Wire	0	0	0
Statutory Rape	0	0	Fraud - Identity Theft	10	1	0
Kidnapping/Abduction	1	0	Fraud - Computer Hacking/Invasion	0	0	0
Commercial Sex Acts	0	0	Robbery	3	0	0
Involuntary Servitude	0	0	Theft - Pocket-picking	0	0	0
Total	138	76	Theft - Purse Snatching	0	0	0
			Theft - Shoplifting	3	2	3
Group B Arrests			Theft From Building	103	9	9
Offense	Adult	Juvenile	Theft From Coin Machine	3	0	0
Bad Checks	0	0	Theft From Motor Vehicle	57	2	0
Curfew/Vagrancy	0	0	Theft of Motor Vehicle Parts	9	1	0
Disorderly Conduct	6	0	Theft - All Other Larceny	180	11	4
DUI	23	0	Motor Vehicle Theft	128	22	20
Drunkenness	14	0	Stolen Property Offenses	7	7	7
Family-Non Violent	3	0	Crimes Against Society			
Liquor Law Violations	1	0	Animal Cruelty	4	1	1
Peeping Tom	0	0	Drug/Narcotic Violations	109	93	98
Trespass	11	0	Drug/Narcotic Equipment Violations	66	62	18
All Other Offenses	522	2	Gambling - Betting/Wagering	0	0	0
Total Group B	580	2	Gambling - Operating/Promoting	0	0	0
			Gambling - Equipment Violations	0	0	0
			Gambling - Sports Tampering	0	0	0
			Pornography/Obscene Material	4	0	0
			Prostitution	0	0	0
			Prostitution Assisting/Promoting	0	0	0
			Purchasing Prostitution	0	0	0
			Weapon Law Violations	19	19	8
			Total Group A Offenses	1,370	439	327
						8

Crime in Tennessee 2017

(*) Offenses are counted using the FBI Units of Count for Crime

(**) The 'Arrests' column shows arrests made for incidents during the selected period, regardless of arrest date. Arrest counts for the same period may change over time.

McNairy County Sheriff's Office - NIBRS Agency Crime Overview - 2017

2016 Population Estimate	N/A	Offenses (*)		Arrests (**)		
		Reported	Cleared	Adult	Juvenile	
Offense Overview		Group A Offenses				
		Crimes Against Persons				
Offense Total	910	Murder	1	1	1	0
Number Cleared	458	Negligent Manslaughter	0	0	0	0
Percent Cleared	50.33 %	Negligent Vehicular Manslaughter	0	0	0	0
Group A Crimes per 100,000 population	N/A	Kidnapping/Abduction	7	6	2	0
		Forcible Rape	6	3	4	0
		Forcible Sodomy	3	1	0	0
		Sexual Assault W/Object	2	2	2	0
Arrest Overview		Forcible Fondling	7	2	2	0
Total Arrests	1,011	Incest	0	0	0	0
Adult Arrests	996	Statutory Rape	2	1	0	0
Juvenile Arrests	15	Aggravated Assault	88	66	56	0
Unknown Age	0	Simple Assault	91	68	52	4
Arrests per 100,000 population	N/A	Intimidation	12	1	0	0
		Stalking	0	0	0	0
		Commercial Sex Acts	0	0	0	0
Average number offenses/incident	1.22	Involuntary Servitude	0	0	0	0
		Crimes Against Property				
Domestic Violence Victims		Arson	4	2	2	0
Offense	Reported	Cleared	Bribery	0	0	0
Murder	0	0	Burglary	99	20	27
Aggravated Assault	38	35	Counterfeiting/Forgery	13	6	5
Simple Assault	70	56	Destruction/Damage/Vandalism	83	23	12
Intimidation	5	0	Embezzlement	0	0	0
Stalking	0	0	Extortion/Blackmail	2	0	0
Forcible Rape	2	2	Fraud - False Pretenses	2	1	1
Forcible Sodomy	1	1	Fraud - Credit Card/ATM	5	0	0
Sexual Assault W/Object	2	2	Fraud - Impersonation	6	2	1
Forcible Fondling	3	2	Fraud - Welfare	0	0	0
Incest	0	0	Fraud - Wire	0	0	0
Statutory Rape	1	0	Fraud - Identity Theft	0	0	0
Kidnapping/Abduction	2	2	Fraud - Computer Hacking/Invasion	0	0	0
Commercial Sex Acts	0	0	Robbery	3	1	1
Involuntary Servitude	0	0	Theft - Pocket-picking	1	0	0
Total	124	100	Theft - Purse Snatching	0	0	0
			Theft - Shoplifting	7	4	5
Group B Arrests			Theft From Building	51	7	9
Offense	Adult	Juvenile	Theft From Coin Machine	0	0	0
Bad Checks	3	0	Theft From Motor Vehicle	29	4	5
Curfew/Vagrancy	0	0	Theft of Motor Vehicle Parts	12	0	0
Disorderly Conduct	11	0	Theft - All Other Larceny	96	13	9
DUI	11	0	Motor Vehicle Theft	57	14	14
Drunkenness	10	0	Stolen Property Offenses	0	0	0
Family-Non Violent	43	0	Crimes Against Society			
Liquor Law Violations	0	0	Animal Cruelty	4	1	1
Peeping Tom	0	0	Drug/Narcotic Violations	133	127	126
Trespass	3	0	Drug/Narcotic Equipment Violations	73	72	31
All Other Offenses	544	3	Gambling - Betting/Wagering	0	0	0
Total Group B	625	3	Gambling - Operating/Promoting	0	0	0
			Gambling - Equipment Violations	0	0	0
			Gambling - Sports Tampering	0	0	0
			Pornography/Obscene Material	1	1	0
			Prostitution	0	0	0
			Prostitution Assisting/Promoting	0	0	0
			Purchasing Prostitution	0	0	0
			Weapon Law Violations	10	9	3
			Total Group A Offenses	910	458	371
						12

Crime in Tennessee 2017

(*) Offenses are counted using the FBI Units of Count for Crime

(**) The 'Arrests' column shows arrests made for incidents during the selected period, regardless of arrest date. Arrest counts for the same period may change over time.

Meigs County Sheriff's Office - NIBRS Agency Crime Overview - 2017

2016 Population Estimate		N/A	Offenses (*)		Arrests (**)	
Offense Overview			Reported	Cleared	Adult	Juvenile
Offense Total	636	Group A Offenses				
Number Cleared	167	Crimes Against Persons				
Percent Cleared	26.26 %	Murder	0	0	0	0
Group A Crimes per 100,000 population	N/A	Negligent Manslaughter	0	0	0	0
		Negligent Vehicular Manslaughter	0	0	0	0
		Kidnapping/Abduction	0	0	0	0
		Forcible Rape	5	0	0	0
		Forcible Sodomy	0	0	0	0
		Sexual Assault W/Object	0	0	0	0
		Forcible Fondling	5	0	0	0
		Incest	0	0	0	0
		Statutory Rape	1	0	0	0
		Aggravated Assault	43	23	21	0
		Simple Assault	95	32	30	0
		Intimidation	23	3	1	0
		Stalking	0	0	0	0
		Commercial Sex Acts	0	0	0	0
		Involuntary Servitude	0	0	0	0
		Crimes Against Property				
		Arson	2	0	0	0
		Bribery	0	0	0	0
		Burglary	98	12	14	0
		Counterfeiting/Forgery	3	1	0	0
		Destruction/Damage/Vandalism	49	6	3	0
		Embezzlement	0	0	0	0
		Extortion/Blackmail	1	0	0	0
		Fraud - False Pretenses	3	1	1	0
		Fraud - Credit Card/ATM	3	0	0	0
		Fraud - Impersonation	3	1	1	0
		Fraud - Welfare	0	0	0	0
		Fraud - Wire	2	0	0	0
		Fraud - Identity Theft	2	0	0	0
		Fraud - Computer Hacking/Invasion	0	0	0	0
		Robbery	0	0	0	0
		Theft - Pocket-picking	0	0	0	0
		Theft - Purse Snatching	0	0	0	0
		Theft - Shoplifting	4	0	0	0
		Theft From Building	21	2	0	0
		Theft From Coin Machine	1	0	0	0
		Theft From Motor Vehicle	19	2	1	0
		Theft of Motor Vehicle Parts	6	0	0	0
		Theft - All Other Larceny	120	9	6	0
		Motor Vehicle Theft	40	5	5	0
		Stolen Property Offenses	1	1	2	0
		Crimes Against Society				
		Animal Cruelty	0	0	0	0
		Drug/Narcotic Violations	50	41	32	1
		Drug/Narcotic Equipment Violations	27	21	4	0
		Gambling - Betting/Wagering	0	0	0	0
		Gambling - Operating/Promoting	0	0	0	0
		Gambling - Equipment Violations	0	0	0	0
		Gambling - Sports Tampering	0	0	0	0
		Pornography/Obscene Material	0	0	0	0
		Prostitution	0	0	0	0
		Prostitution Assisting/Promoting	0	0	0	0
		Purchasing Prostitution	0	0	0	0
		Weapon Law Violations	9	7	0	0
		Total Group A Offenses	636	167	121	1
Domestic Violence Victims						
Offense	Reported	Cleared				
Murder	0	0				
Aggravated Assault	14	8				
Simple Assault	72	32				
Intimidation	6	2				
Stalking	0	0				
Forcible Rape	0	0				
Forcible Sodomy	0	0				
Sexual Assault W/Object	0	0				
Forcible Fondling	2	0				
Incest	0	0				
Statutory Rape	0	0				
Kidnapping/Abduction	0	0				
Commercial Sex Acts	0	0				
Involuntary Servitude	0	0				
Total	94	42				
Group B Arrests						
Offense	Adult	Juvenile				
Bad Checks	0	0				
Curfew/Vagrancy	0	0				
Disorderly Conduct	6	0				
DUI	10	0				
Drunkenness	4	0				
Family-Non Violent	5	0				
Liquor Law Violations	0	0				
Peeping Tom	0	0				
Trespass	1	0				
All Other Offenses	181	0				
Total Group B	207	0				

Crime in Tennessee 2017

(*) Offenses are counted using the FBI Units of Count for Crime

(**) The 'Arrests' column shows arrests made for incidents during the selected period, regardless of arrest date. Arrest counts for the same period may change over time.

Metro Hartsville/Trousdale County Sheriff's Office - NIBRS Agency Crime Overview - 2017

2016 Population Estimate		N/A	Offenses (*)		Arrests (**)	
			Reported	Cleared	Adult	Juvenile
Offense Overview			Group A Offenses			
			Crimes Against Persons			
Offense Total	585		0	0	0	0
Number Cleared	254		0	0	0	0
Percent Cleared	43.42 %		0	0	0	0
Group A Crimes per 100,000 population	N/A		0	0	0	0
			1	0	0	0
			0	0	0	0
			0	0	0	0
			0	0	0	0
Arrest Overview			Crimes Against Property			
Total Arrests	595		0	0	0	0
Adult Arrests	575		0	0	0	0
Juvenile Arrests	20		45	37	18	1
Unknown Age	0		114	66	37	9
Arrests per 100,000 population	N/A		22	12	9	0
			1	1	1	0
			0	0	0	0
Average number offenses/incident	1.16		0	0	0	0
Domestic Violence Victims			Crimes Against Society			
			Arson			
Offense	Reported	Cleared	Bribery			
Murder	0	0	Burglary			
Aggravated Assault	21	18	Counterfeiting/Forgery			
Simple Assault	77	41	Destruction/Damage/Vandalism			
Intimidation	3	1	Embezzlement			
Stalking	0	0	Extortion/Blackmail			
Forcible Rape	0	0	Fraud - False Pretenses			
Forcible Sodomy	0	0	Fraud - Credit Card/ATM			
Sexual Assault W/Object	0	0	Fraud - Impersonation			
Forcible Fondling	0	0	Fraud - Welfare			
Incest	0	0	Fraud - Wire			
Statutory Rape	0	0	Fraud - Identity Theft			
Kidnapping/Abduction	0	0	Fraud - Computer Hacking/Invasion			
Commercial Sex Acts	0	0	Robbery			
Involuntary Servitude	0	0	Theft - Pocket-picking			
Total	101	60	Theft - Purse Snatching			
			Theft - Shoplifting			
			Theft From Building			
			Theft From Coin Machine			
			Theft From Motor Vehicle			
			Theft of Motor Vehicle Parts			
			Theft - All Other Larceny			
			Motor Vehicle Theft			
			Stolen Property Offenses			
			Crimes Against Society			
			Animal Cruelty			
			Drug/Narcotic Violations			
			Drug/Narcotic Equipment Violations			
			Gambling - Betting/Wagering			
			Gambling - Operating/Promoting			
			Gambling - Equipment Violations			
			Gambling - Sports Tampering			
			Pornography/Obscene Material			
			Prostitution			
			Prostitution Assisting/Promoting			
			Purchasing Prostitution			
			Weapon Law Violations			
			585	254	131	12
			Total Group A Offenses			

Crime in Tennessee 2017

(*) Offenses are counted using the FBI Units of Count for Crime

(**) The 'Arrests' column shows arrests made for incidents during the selected period, regardless of arrest date. Arrest counts for the same period may change over time.

Monroe County Sheriff's Office - NIBRS Agency Crime Overview - 2017

2016 Population Estimate	N/A	Offenses (*)		Arrests (**)		
		Reported	Cleared	Adult	Juvenile	
Offense Overview		Group A Offenses				
		Crimes Against Persons				
Offense Total	2,466	Murder	1	1	0	0
Number Cleared	915	Negligent Manslaughter	0	0	0	0
Percent Cleared	37.10 %	Negligent Vehicular Manslaughter	0	0	0	0
Group A Crimes per 100,000 population	N/A	Kidnapping/Abduction	4	3	0	0
		Forcible Rape	10	5	1	0
		Forcible Sodomy	0	0	0	0
		Sexual Assault W/Object	0	0	0	0
Arrest Overview		Forcible Fondling	9	3	0	0
Total Arrests	879	Incest	0	0	0	0
Adult Arrests	867	Statutory Rape	0	0	0	0
Juvenile Arrests	11	Aggravated Assault	155	94	56	1
Unknown Age	1	Simple Assault	534	297	150	3
Arrests per 100,000 population	N/A	Intimidation	301	115	6	0
		Stalking	9	0	0	0
		Commercial Sex Acts	0	0	0	0
Average number offenses/incident	1.17	Involuntary Servitude	1	0	0	0
		Crimes Against Property				
Domestic Violence Victims		Arson	1	1	1	0
Offense	Reported	Cleared	Bribery	1	0	0
Murder	0	0	Burglary	269	49	30
Aggravated Assault	76	50	Counterfeiting/Forgery	9	2	2
Simple Assault	407	248	Destruction/Damage/Vandalism	169	22	1
Intimidation	123	54	Embezzlement	1	0	0
Stalking	4	0	Extortion/Blackmail	2	1	0
Forcible Rape	4	1	Fraud - False Pretenses	7	2	0
Forcible Sodomy	0	0	Fraud - Credit Card/ATM	14	0	0
Sexual Assault W/Object	0	0	Fraud - Impersonation	3	2	3
Forcible Fondling	4	1	Fraud - Welfare	0	0	0
Incest	0	0	Fraud - Wire	1	0	0
Statutory Rape	0	0	Fraud - Identity Theft	9	1	0
Kidnapping/Abduction	2	2	Fraud - Computer Hacking/Invasion	3	0	0
Commercial Sex Acts	0	0	Robbery	7	1	1
Involuntary Servitude	0	0	Theft - Pocket-picking	1	0	0
Total	620	356	Theft - Purse Snatching	0	0	0
			Theft - Shoplifting	6	1	1
Group B Arrests			Theft From Building	72	12	6
Offense	Adult	Juvenile	Theft From Coin Machine	1	1	0
Bad Checks	0	0	Theft From Motor Vehicle	53	9	2
Curfew/Vagrancy	0	0	Theft of Motor Vehicle Parts	15	2	1
Disorderly Conduct	10	1	Theft - All Other Larceny	435	99	22
DUI	35	1	Motor Vehicle Theft	148	33	11
Drunkenness	20	1	Stolen Property Offenses	2	1	1
Family-Non Violent	1	0	Crimes Against Society			
Liquor Law Violations	0	0	Animal Cruelty	1	0	0
Peeping Tom	0	0	Drug/Narcotic Violations	140	103	90
Trespass	14	0	Drug/Narcotic Equipment Violations	61	46	10
All Other Offenses	388	1	Gambling - Betting/Wagering	0	0	0
Total Group B	468	4	Gambling - Operating/Promoting	0	0	0
			Gambling - Equipment Violations	0	0	0
			Gambling - Sports Tampering	0	0	0
			Pornography/Obscene Material	1	0	0
			Prostitution	0	0	0
			Prostitution Assisting/Promoting	0	0	0
			Purchasing Prostitution	0	0	0
			Weapon Law Violations	10	9	4
			Total Group A Offenses	2,466	915	399
						7

Crime in Tennessee 2017

(*) Offenses are counted using the FBI Units of Count for Crime

(**) The 'Arrests' column shows arrests made for incidents during the selected period, regardless of arrest date. Arrest counts for the same period may change over time.

Montgomery County Sheriff's Office - NIBRS Agency Crime Overview - 2017

2016 Population Estimate	N/A	Offenses (*)		Arrests (**)		
		Reported	Cleared	Adult	Juvenile	
Offense Overview		Group A Offenses				
		Crimes Against Persons				
Offense Total	2,252	Murder	0	0	0	0
Number Cleared	1,041	Negligent Manslaughter	0	0	1	0
Percent Cleared	46.23 %	Negligent Vehicular Manslaughter	0	0	0	0
Group A Crimes per 100,000 population	N/A	Kidnapping/Abduction	15	14	3	0
		Forcible Rape	7	0	0	0
		Forcible Sodomy	1	1	0	1
		Sexual Assault W/Object	0	0	0	0
		Forcible Fondling	28	6	2	4
Arrest Overview		Incest	1	0	0	0
Total Arrests	1,549	Statutory Rape	1	0	0	0
Adult Arrests	1,144	Aggravated Assault	69	53	46	3
Juvenile Arrests	405	Simple Assault	458	287	179	85
Unknown Age	0	Intimidation	48	3	3	0
Arrests per 100,000 population	N/A	Stalking	2	2	2	0
		Commercial Sex Acts	0	0	0	0
Average number offenses/incident	1.16	Involuntary Servitude	0	0	0	0
		Crimes Against Property				
Domestic Violence Victims		Arson	1	0	0	0
Offense	Reported	Cleared	Bribery	0	0	0
Murder	0	0	Burglary	214	14	13
Aggravated Assault	34	29	Counterfeiting/Forgery	10	1	1
Simple Assault	197	164	Destruction/Damage/Vandalism	249	73	44
Intimidation	16	2	Embezzlement	0	0	0
Stalking	1	1	Extortion/Blackmail	0	0	0
Forcible Rape	1	0	Fraud - False Pretenses	0	0	0
Forcible Sodomy	1	1	Fraud - Credit Card/ATM	2	0	0
Sexual Assault W/Object	0	0	Fraud - Impersonation	23	20	19
Forcible Fondling	2	0	Fraud - Welfare	0	0	0
Incest	1	0	Fraud - Wire	1	0	0
Statutory Rape	0	0	Fraud - Identity Theft	0	0	0
Kidnapping/Abduction	6	6	Fraud - Computer Hacking/Invasion	0	0	0
Commercial Sex Acts	0	0	Robbery	4	2	1
Involuntary Servitude	0	0	Theft - Pocket-picking	0	0	1
Total	259	203	Theft - Purse Snatching	0	0	0
			Theft - Shoplifting	15	5	4
Group B Arrests			Theft From Building	211	29	15
Offense	Adult	Juvenile	Theft From Coin Machine	2	0	0
Bad Checks	4	0	Theft From Motor Vehicle	103	7	4
Curfew/Vagrancy	0	3	Theft of Motor Vehicle Parts	5	0	0
Disorderly Conduct	11	127	Theft - All Other Larceny	175	9	5
DUI	131	0	Motor Vehicle Theft	70	11	8
Drunkenness	35	0	Stolen Property Offenses	0	0	0
Family-Non Violent	4	0	Crimes Against Society			
Liquor Law Violations	36	10	Animal Cruelty	0	0	0
Peeping Tom	0	0	Drug/Narcotic Violations	283	269	208
Trespass	10	0	Drug/Narcotic Equipment Violations	177	170	50
All Other Offenses	270	30	Gambling - Betting/Wagering	0	0	0
Total Group B	501	170	Gambling - Operating/Promoting	0	0	0
			Gambling - Equipment Violations	0	0	0
			Gambling - Sports Tampering	0	0	0
			Pornography/Obscene Material	7	2	2
			Prostitution	0	0	0
			Prostitution Assisting/Promoting	0	0	0
			Purchasing Prostitution	0	0	0
			Weapon Law Violations	70	63	32
			Total Group A Offenses	2,252	1,041	643
						235

Crime in Tennessee 2017

(*) Offenses are counted using the FBI Units of Count for Crime

(**) The 'Arrests' column shows arrests made for incidents during the selected period, regardless of arrest date. Arrest counts for the same period may change over time.

Moore County Sheriff's Office - NIBRS Agency Crime Overview - 2017

2016 Population Estimate	N/A	Offenses (*)		Arrests (**)		
		Reported	Cleared	Adult	Juvenile	
Offense Overview		Group A Offenses				
		Crimes Against Persons				
Offense Total	312	Murder	0	0	0	0
Number Cleared	159	Negligent Manslaughter	0	0	0	0
Percent Cleared	50.96 %	Negligent Vehicular Manslaughter	0	0	0	0
Group A Crimes per 100,000 population	N/A	Kidnapping/Abduction	1	1	0	0
		Forcible Rape	0	0	0	0
		Forcible Sodomy	0	0	0	0
		Sexual Assault W/Object	0	0	0	0
Arrest Overview		Forcible Fondling	0	0	0	0
Total Arrests	252	Incest	0	0	0	0
Adult Arrests	222	Statutory Rape	0	0	0	0
Juvenile Arrests	30	Aggravated Assault	13	8	4	1
Unknown Age	0	Simple Assault	46	36	31	2
Arrests per 100,000 population	N/A	Intimidation	13	4	3	0
		Stalking	6	4	4	0
		Commercial Sex Acts	0	0	0	0
Average number offenses/incident	1.20	Involuntary Servitude	0	0	0	0
		Crimes Against Property				
Domestic Violence Victims		Arson	0	0	0	0
Offense	Reported	Cleared	Bribery	0	0	0
Murder	0	0	Burglary	8	4	4
Aggravated Assault	4	2	Counterfeiting/Forgery	4	2	1
Simple Assault	34	28	Destruction/Damage/Vandalism	32	9	6
Intimidation	4	3	Embezzlement	0	0	0
Stalking	3	2	Extortion/Blackmail	0	0	0
Forcible Rape	0	0	Fraud - False Pretenses	17	4	3
Forcible Sodomy	0	0	Fraud - Credit Card/ATM	4	1	1
Sexual Assault W/Object	0	0	Fraud - Impersonation	1	0	0
Forcible Fondling	0	0	Fraud - Welfare	0	0	0
Incest	0	0	Fraud - Wire	0	0	0
Statutory Rape	0	0	Fraud - Identity Theft	1	0	0
Kidnapping/Abduction	1	1	Fraud - Computer Hacking/Invasion	0	0	0
Commercial Sex Acts	0	0	Robbery	0	0	0
Involuntary Servitude	0	0	Theft - Pocket-picking	0	0	0
Total	46	36	Theft - Purse Snatching	0	0	0
			Theft - Shoplifting	3	3	3
			Theft From Building	9	3	1
Group B Arrests			Theft From Coin Machine	0	0	0
Offense	Adult	Juvenile	Theft From Motor Vehicle	10	0	0
Bad Checks	8	0	Theft of Motor Vehicle Parts	5	0	0
Curfew/Vagrancy	0	0	Theft - All Other Larceny	32	4	2
Disorderly Conduct	0	12	Motor Vehicle Theft	14	6	1
DUI	13	0	Stolen Property Offenses	0	0	0
Drunkenness	5	0	Crimes Against Society			
Family-Non Violent	0	0	Animal Cruelty	0	0	0
Liquor Law Violations	2	0	Drug/Narcotic Violations	57	46	43
Peeping Tom	0	0	Drug/Narcotic Equipment Violations	31	20	2
Trespass	0	0	Gambling - Betting/Wagering	0	0	0
All Other Offenses	84	0	Gambling - Operating/Promoting	0	0	0
Total Group B	112	12	Gambling - Equipment Violations	0	0	0
			Gambling - Sports Tampering	0	0	0
			Pornography/Obscene Material	1	0	0
			Prostitution	0	0	0
			Prostitution Assisting/Promoting	0	0	0
			Purchasing Prostitution	0	0	0
			Weapon Law Violations	4	4	1
			Total Group A Offenses	312	159	110
						18

Crime in Tennessee 2017

(*) Offenses are counted using the FBI Units of Count for Crime

(**) The 'Arrests' column shows arrests made for incidents during the selected period, regardless of arrest date. Arrest counts for the same period may change over time.

Morgan County Sheriff's Office - NIBRS Agency Crime Overview - 2017

2016 Population Estimate	N/A	Offenses (*)		Arrests (**)		
		Reported	Cleared	Adult	Juvenile	
Offense Overview		Group A Offenses				
		Crimes Against Persons				
Offense Total	734	Murder	0	0	0	0
Number Cleared	365	Negligent Manslaughter	0	0	0	0
Percent Cleared	49.73 %	Negligent Vehicular Manslaughter	0	0	0	0
Group A Crimes per 100,000 population	N/A	Kidnapping/Abduction	10	10	3	0
		Forcible Rape	1	1	1	0
		Forcible Sodomy	0	0	0	0
		Sexual Assault W/Object	0	0	0	0
Arrest Overview		Forcible Fondling	0	0	0	0
Total Arrests	694	Incest	0	0	0	0
Adult Arrests	678	Statutory Rape	1	0	0	0
Juvenile Arrests	16	Aggravated Assault	52	44	22	2
Unknown Age	0	Simple Assault	98	78	65	1
Arrests per 100,000 population	N/A	Intimidation	2	0	0	0
		Stalking	1	0	0	0
		Commercial Sex Acts	0	0	0	0
Average number offenses/incident	1.31	Involuntary Servitude	0	0	0	0
		Crimes Against Property				
Domestic Violence Victims		Arson	0	0	0	0
Offense	Reported	Cleared	Bribery	0	0	0
Murder	0	0	Burglary	99	16	16
Aggravated Assault	38	38	Counterfeiting/Forgery	4	0	0
Simple Assault	76	62	Destruction/Damage/Vandalism	63	14	7
Intimidation	0	0	Embezzlement	1	1	1
Stalking	0	0	Extortion/Blackmail	0	0	0
Forcible Rape	1	1	Fraud - False Pretenses	3	0	0
Forcible Sodomy	0	0	Fraud - Credit Card/ATM	4	1	0
Sexual Assault W/Object	0	0	Fraud - Impersonation	2	2	1
Forcible Fondling	0	0	Fraud - Welfare	0	0	0
Incest	0	0	Fraud - Wire	0	0	0
Statutory Rape	0	0	Fraud - Identity Theft	1	0	0
Kidnapping/Abduction	10	10	Fraud - Computer Hacking/Invasion	0	0	0
Commercial Sex Acts	0	0	Robbery	1	0	0
Involuntary Servitude	0	0	Theft - Pocket-picking	0	0	0
Total	125	111	Theft - Purse Snatching	0	0	0
			Theft - Shoplifting	2	2	2
Group B Arrests			Theft From Building	58	6	4
Offense	Adult	Juvenile	Theft From Coin Machine	0	0	0
Bad Checks	1	0	Theft From Motor Vehicle	29	1	1
Curfew/Vagrancy	0	0	Theft of Motor Vehicle Parts	2	0	0
Disorderly Conduct	7	3	Theft - All Other Larceny	76	12	10
DUI	13	0	Motor Vehicle Theft	54	12	11
Drunkenness	14	3	Stolen Property Offenses	0	0	0
Family-Non Violent	3	0	Crimes Against Society			
Liquor Law Violations	0	2	Animal Cruelty	0	0	0
Peeping Tom	0	0	Drug/Narcotic Violations	88	86	94
Trespass	8	0	Drug/Narcotic Equipment Violations	72	69	22
All Other Offenses	371	3	Gambling - Betting/Wagering	0	0	0
Total Group B	417	11	Gambling - Operating/Promoting	0	0	0
			Gambling - Equipment Violations	0	0	0
			Gambling - Sports Tampering	0	0	0
			Pornography/Obscene Material	0	0	0
			Prostitution	0	0	0
			Prostitution Assisting/Promoting	0	0	0
			Purchasing Prostitution	0	0	0
			Weapon Law Violations	10	10	1
			Total Group A Offenses	734	365	261
						5

Crime in Tennessee 2017

(*) Offenses are counted using the FBI Units of Count for Crime

(**) The 'Arrests' column shows arrests made for incidents during the selected period, regardless of arrest date. Arrest counts for the same period may change over time.

Obion County Sheriff's Office - NIBRS Agency Crime Overview - 2017

2016 Population Estimate		N/A	Offenses (*)		Arrests (**)	
Offense Overview			Reported	Cleared	Adult	Juvenile
Offense Total		342	0	0	0	0
Number Cleared		162	0	0	0	0
Percent Cleared		47.37 %	0	0	0	0
Group A Crimes per 100,000 population		N/A	0	0	0	0
Arrest Overview			0	0	0	0
Total Arrests		281	0	0	0	0
Adult Arrests		266	0	0	0	0
Juvenile Arrests		15	19	18	11	0
Unknown Age		0	39	31	29	1
Arrests per 100,000 population		N/A	1	1	1	0
Average number offenses/incident		1.15	1	1	1	0
Domestic Violence Victims			0	0	0	0
Offense		Reported	Cleared			
Murder	0	0	1	1	1	0
Aggravated Assault	10	9	0	0	0	0
Simple Assault	32	26	44	4	5	0
Intimidation	1	1	1	1	0	0
Stalking	1	1	1	1	0	0
Forcible Rape	0	0	2	0	0	0
Forcible Sodomy	0	0	0	0	0	0
Sexual Assault W/Object	0	0	0	0	0	0
Forcible Fondling	0	0	1	1	0	0
Incest	0	0	0	0	0	0
Statutory Rape	0	0	0	0	0	0
Kidnapping/Abduction	0	0	4	0	0	0
Commercial Sex Acts	0	0	0	0	0	0
Involuntary Servitude	0	0	0	0	0	0
Total	44	37	4	0	0	0
Group B Arrests			0	0	0	0
Offense		Adult	Juvenile			
Bad Checks	41	0	26	3	2	1
Curfew/Vagrancy	0	0	0	0	0	0
Disorderly Conduct	2	3	36	4	3	0
DUI	6	0	1	0	0	0
Drunkenness	10	0	1	0	0	0
Family-Non Violent	0	0	1	0	0	0
Liquor Law Violations	0	2	34	3	3	0
Peeping Tom	0	0	10	2	2	0
Trespass	3	0	1	1	1	0
All Other Offenses	69	0	1	1	1	0
Total Group B	131	5	1	1	1	0
Crimes Against Property			1	1	1	0
Arson			0	0	0	0
Bribery			44	4	5	0
Burglary			1	1	0	0
Counterfeiting/Forgery			31	4	2	1
Embezzlement			0	0	0	0
Extortion/Blackmail			0	0	0	0
Fraud - False Pretenses			2	0	0	0
Fraud - Credit Card/ATM			0	0	0	0
Fraud - Impersonation			1	1	0	0
Fraud - Welfare			0	0	0	0
Fraud - Wire			0	0	0	0
Fraud - Identity Theft			4	0	0	0
Fraud - Computer Hacking/Invasion			0	0	0	0
Robbery			0	0	0	0
Theft - Pocket-picking			0	0	0	0
Theft - Purse Snatching			1	0	0	0
Theft - Shoplifting			0	0	0	0
Theft From Building			26	3	2	1
Theft From Coin Machine			0	0	0	0
Theft From Motor Vehicle			36	4	3	0
Theft of Motor Vehicle Parts			1	0	0	0
Theft - All Other Larceny			34	3	3	0
Motor Vehicle Theft			10	2	2	0
Stolen Property Offenses			1	1	1	0
Crimes Against Society			1	1	1	0
Animal Cruelty			65	63	63	7
Drug/Narcotic Violations			16	16	5	0
Drug/Narcotic Equipment Violations			0	0	0	0
Gambling - Betting/Wagering			0	0	0	0
Gambling - Operating/Promoting			0	0	0	0
Gambling - Equipment Violations			0	0	0	0
Gambling - Sports Tampering			0	0	0	0
Pornography/Obscene Material			0	0	0	0
Prostitution			0	0	0	0
Prostitution Assisting/Promoting			1	1	1	0
Purchasing Prostitution			0	0	0	0
Weapon Law Violations			6	6	4	0
Total Group A Offenses			342	162	135	10

Crime in Tennessee 2017

(*) Offenses are counted using the FBI Units of Count for Crime

(**) The 'Arrests' column shows arrests made for incidents during the selected period, regardless of arrest date. Arrest counts for the same period may change over time.

Overton County Sheriff's Office - NIBRS Agency Crime Overview - 2017

2016 Population Estimate	N/A	Offenses (*)		Arrests (**)		
		Reported	Cleared	Adult	Juvenile	
Offense Overview		Group A Offenses				
		Crimes Against Persons				
Offense Total	293	Murder	0	0	0	0
Number Cleared	98	Negligent Manslaughter	0	0	0	0
Percent Cleared	33.45 %	Negligent Vehicular Manslaughter	0	0	0	0
Group A Crimes per 100,000 population	N/A	Kidnapping/Abduction	0	0	0	0
		Forcible Rape	0	0	0	0
		Forcible Sodomy	0	0	0	0
		Sexual Assault W/Object	0	0	0	0
Arrest Overview		Forcible Fondling	1	0	0	0
Total Arrests	312	Incest	0	0	0	0
Adult Arrests	311	Statutory Rape	0	0	0	0
Juvenile Arrests	1	Aggravated Assault	8	7	7	0
Unknown Age	0	Simple Assault	39	37	35	0
Arrests per 100,000 population	N/A	Intimidation	5	2	2	0
		Stalking	0	0	0	0
		Commercial Sex Acts	0	0	0	0
Average number offenses/incident	1.07	Involuntary Servitude	0	0	0	0
		Crimes Against Property				
Domestic Violence Victims		Arson	0	0	0	0
Offense	Reported	Cleared	Bribery	0	0	0
Murder	0	0	Burglary	28	3	4
Aggravated Assault	6	6	Counterfeiting/Forgery	1	1	1
Simple Assault	28	27	Destruction/Damage/Vandalism	35	4	5
Intimidation	2	1	Embezzlement	4	0	0
Stalking	0	0	Extortion/Blackmail	1	0	0
Forcible Rape	0	0	Fraud - False Pretenses	1	0	0
Forcible Sodomy	0	0	Fraud - Credit Card/ATM	2	0	0
Sexual Assault W/Object	0	0	Fraud - Impersonation	3	2	2
Forcible Fondling	0	0	Fraud - Welfare	0	0	0
Incest	0	0	Fraud - Wire	0	0	0
Statutory Rape	0	0	Fraud - Identity Theft	1	0	0
Kidnapping/Abduction	0	0	Fraud - Computer Hacking/Invasion	0	0	0
Commercial Sex Acts	0	0	Robbery	0	0	0
Involuntary Servitude	0	0	Theft - Pocket-picking	0	0	0
Total	36	34	Theft - Purse Snatching	0	0	0
			Theft - Shoplifting	1	1	1
Group B Arrests			Theft From Building	8	0	0
Offense	Adult	Juvenile	Theft From Coin Machine	0	0	0
Bad Checks	0	0	Theft From Motor Vehicle	13	0	0
Curfew/Vagrancy	0	0	Theft of Motor Vehicle Parts	6	0	0
Disorderly Conduct	5	0	Theft - All Other Larceny	84	4	5
DUI	23	0	Motor Vehicle Theft	14	0	0
Drunkenness	19	0	Stolen Property Offenses	1	0	0
Family-Non Violent	0	0	Crimes Against Society			
Liquor Law Violations	3	0	Animal Cruelty	0	0	0
Peeping Tom	0	0	Drug/Narcotic Violations	22	22	26
Trespass	4	0	Drug/Narcotic Equipment Violations	14	14	2
All Other Offenses	167	1	Gambling - Betting/Wagering	0	0	0
Total Group B	221	1	Gambling - Operating/Promoting	0	0	0
			Gambling - Equipment Violations	0	0	0
			Gambling - Sports Tampering	0	0	0
			Pornography/Obscene Material	0	0	0
			Prostitution	0	0	0
			Prostitution Assisting/Promoting	0	0	0
			Purchasing Prostitution	0	0	0
			Weapon Law Violations	1	1	0
			Total Group A Offenses	293	98	90

Crime in Tennessee 2017

(*) Offenses are counted using the FBI Units of Count for Crime

(**) The 'Arrests' column shows arrests made for incidents during the selected period, regardless of arrest date. Arrest counts for the same period may change over time.

Perry County Sheriff's Office - NIBRS Agency Crime Overview - 2017

2016 Population Estimate		N/A	Offenses (*)		Arrests (**)		
			Reported	Cleared	Adult	Juvenile	
Offense Overview			Group A Offenses				
			Crimes Against Persons				
Offense Total	164		Murder	0	0	0	0
Number Cleared	44		Negligent Manslaughter	0	0	0	0
Percent Cleared	26.83 %		Negligent Vehicular Manslaughter	0	0	0	0
Group A Crimes per 100,000 population	N/A		Kidnapping/Abduction	0	0	0	0
			Forcible Rape	1	0	0	0
			Forcible Sodomy	0	0	0	0
			Sexual Assault W/Object	0	0	0	0
			Forcible Fondling	3	1	1	0
Arrest Overview			Incest	0	0	0	0
Total Arrests	144		Statutory Rape	0	0	0	0
Adult Arrests	142		Aggravated Assault	9	7	5	0
Juvenile Arrests	2		Simple Assault	22	9	9	0
Unknown Age	0		Intimidation	1	0	0	0
Arrests per 100,000 population	N/A		Stalking	2	0	0	0
			Commercial Sex Acts	0	0	0	0
Average number offenses/incident	1.04		Involuntary Servitude	0	0	0	0
			Crimes Against Property				
Domestic Violence Victims			Arson	1	0	0	0
Offense	Reported	Cleared	Bribery	0	0	0	0
Murder	0	0	Burglary	15	1	1	0
Aggravated Assault	7	6	Counterfeiting/Forgery	0	0	0	0
Simple Assault	13	7	Destruction/Damage/Vandalism	18	1	0	0
Intimidation	0	0	Embezzlement	0	0	0	0
Stalking	2	0	Extortion/Blackmail	0	0	0	0
Forcible Rape	0	0	Fraud - False Pretenses	1	1	1	0
Forcible Sodomy	0	0	Fraud - Credit Card/ATM	6	0	0	0
Sexual Assault W/Object	0	0	Fraud - Impersonation	0	0	0	0
Forcible Fondling	0	0	Fraud - Welfare	0	0	0	0
Incest	0	0	Fraud - Wire	0	0	0	0
Statutory Rape	0	0	Fraud - Identity Theft	0	0	0	0
Kidnapping/Abduction	0	0	Fraud - Computer Hacking/Invasion	0	0	0	0
Commercial Sex Acts	0	0	Robbery	0	0	0	0
Involuntary Servitude	0	0	Theft - Pocket-picking	0	0	0	0
Total	22	13	Theft - Purse Snatching	0	0	0	0
			Theft - Shoplifting	3	3	3	0
Group B Arrests			Theft From Building	5	1	1	0
Offense	Adult	Juvenile	Theft From Coin Machine	0	0	0	0
Bad Checks	1	0	Theft From Motor Vehicle	2	0	0	0
Curfew/Vagrancy	0	0	Theft of Motor Vehicle Parts	1	0	0	0
Disorderly Conduct	1	0	Theft - All Other Larceny	41	0	0	0
DUI	16	0	Motor Vehicle Theft	6	0	0	0
Drunkenness	3	0	Stolen Property Offenses	5	0	0	0
Family-Non Violent	1	0	Crimes Against Society				
Liquor Law Violations	0	0	Animal Cruelty	0	0	0	0
Peeping Tom	0	0	Drug/Narcotic Violations	11	10	9	1
Trespass	3	0	Drug/Narcotic Equipment Violations	11	10	5	1
All Other Offenses	82	0	Gambling - Betting/Wagering	0	0	0	0
Total Group B	107	0	Gambling - Operating/Promoting	0	0	0	0
			Gambling - Equipment Violations	0	0	0	0
			Gambling - Sports Tampering	0	0	0	0
			Pornography/Obscene Material	0	0	0	0
			Prostitution	0	0	0	0
			Prostitution Assisting/Promoting	0	0	0	0
			Purchasing Prostitution	0	0	0	0
			Weapon Law Violations	0	0	0	0
			Total Group A Offenses	164	44	35	2

Crime in Tennessee 2017

(*) Offenses are counted using the FBI Units of Count for Crime

(**) The 'Arrests' column shows arrests made for incidents during the selected period, regardless of arrest date. Arrest counts for the same period may change over time.

Pickett County Sheriff's Office - NIBRS Agency Crime Overview - 2017

2016 Population Estimate	N/A	Offenses (*)		Arrests (**)		
		Reported	Cleared	Adult	Juvenile	
Offense Overview		Group A Offenses				
		Crimes Against Persons				
Offense Total	182	Murder	1	0	0	0
Number Cleared	77	Negligent Manslaughter	0	0	0	0
Percent Cleared	42.31 %	Negligent Vehicular Manslaughter	0	0	0	0
Group A Crimes per 100,000 population	N/A	Kidnapping/Abduction	0	0	0	0
		Forcible Rape	0	0	0	0
		Forcible Sodomy	0	0	0	0
		Sexual Assault W/Object	0	0	0	0
Arrest Overview		Forcible Fondling	3	0	0	0
Total Arrests	141	Incest	0	0	0	0
Adult Arrests	137	Statutory Rape	0	0	0	0
Juvenile Arrests	4	Aggravated Assault	8	8	6	0
Unknown Age	0	Simple Assault	25	25	18	2
Arrests per 100,000 population	N/A	Intimidation	9	6	5	0
		Stalking	0	0	0	0
		Commercial Sex Acts	0	0	0	0
Average number offenses/incident	1.18	Involuntary Servitude	0	0	0	0
		Crimes Against Property				
Domestic Violence Victims		Arson	0	0	0	0
Offense	Reported	Cleared	Bribery	0	0	0
Murder	0	0	Burglary	17	1	0
Aggravated Assault	6	6	Counterfeiting/Forgery	2	0	0
Simple Assault	20	20	Destruction/Damage/Vandalism	22	7	5
Intimidation	8	6	Embezzlement	0	0	0
Stalking	0	0	Extortion/Blackmail	0	0	0
Forcible Rape	0	0	Fraud - False Pretenses	4	0	0
Forcible Sodomy	0	0	Fraud - Credit Card/ATM	1	0	0
Sexual Assault W/Object	0	0	Fraud - Impersonation	0	0	0
Forcible Fondling	0	0	Fraud - Welfare	0	0	0
Incest	0	0	Fraud - Wire	0	0	0
Statutory Rape	0	0	Fraud - Identity Theft	2	0	0
Kidnapping/Abduction	0	0	Fraud - Computer Hacking/Invasion	0	0	0
Commercial Sex Acts	0	0	Robbery	1	0	0
Involuntary Servitude	0	0	Theft - Pocket-picking	0	0	0
Total	34	32	Theft - Purse Snatching	0	0	0
			Theft - Shoplifting	1	1	1
Group B Arrests			Theft From Building	8	0	0
Offense	Adult	Juvenile	Theft From Coin Machine	0	0	0
Bad Checks	1	0	Theft From Motor Vehicle	5	0	0
Curfew/Vagrancy	0	0	Theft of Motor Vehicle Parts	0	0	0
Disorderly Conduct	0	0	Theft - All Other Larceny	25	4	3
DUI	20	0	Motor Vehicle Theft	10	2	1
Drunkenness	7	0	Stolen Property Offenses	1	1	0
Family-Non Violent	1	0	Crimes Against Society			
Liquor Law Violations	2	0	Animal Cruelty	0	0	0
Peeping Tom	0	0	Drug/Narcotic Violations	31	17	19
Trespass	0	0	Drug/Narcotic Equipment Violations	5	4	0
All Other Offenses	47	0	Gambling - Betting/Wagering	0	0	0
Total Group B	78	0	Gambling - Operating/Promoting	0	0	0
			Gambling - Equipment Violations	0	0	0
			Gambling - Sports Tampering	0	0	0
			Pornography/Obscene Material	0	0	0
			Prostitution	0	0	0
			Prostitution Assisting/Promoting	0	0	0
			Purchasing Prostitution	0	0	0
			Weapon Law Violations	1	1	1
			Total Group A Offenses	182	77	59
						4

Crime in Tennessee 2017

(*) Offenses are counted using the FBI Units of Count for Crime

(**) The 'Arrests' column shows arrests made for incidents during the selected period, regardless of arrest date. Arrest counts for the same period may change over time.

Polk County Sheriff's Office - NIBRS Agency Crime Overview - 2017

2016 Population Estimate	N/A	Offenses (*)		Arrests (**)		
		Reported	Cleared	Adult	Juvenile	
Offense Overview		Group A Offenses				
		Crimes Against Persons				
Offense Total	908	Murder	2	2	0	0
Number Cleared	447	Negligent Manslaughter	0	0	0	0
Percent Cleared	49.23 %	Negligent Vehicular Manslaughter	0	0	0	0
Group A Crimes per 100,000 population	N/A	Kidnapping/Abduction	0	0	0	0
		Forcible Rape	0	0	0	0
		Forcible Sodomy	0	0	0	0
		Sexual Assault W/Object	0	0	0	0
Arrest Overview		Forcible Fondling	0	0	0	0
Total Arrests	896	Incest	0	0	0	0
Adult Arrests	865	Statutory Rape	1	0	0	0
Juvenile Arrests	31	Aggravated Assault	26	19	14	1
Unknown Age	0	Simple Assault	112	67	51	5
Arrests per 100,000 population	N/A	Intimidation	25	20	12	0
		Stalking	0	0	0	0
		Commercial Sex Acts	0	0	0	0
Average number offenses/incident	1.23	Involuntary Servitude	0	0	0	0
		Crimes Against Property				
Domestic Violence Victims		Arson	2	0	0	0
Offense	Reported	Cleared	Bribery	0	0	0
Murder	0	0	Burglary	77	13	12
Aggravated Assault	11	10	Counterfeiting/Forgery	3	2	1
Simple Assault	84	60	Destruction/Damage/Vandalism	71	15	7
Intimidation	15	14	Embezzlement	0	0	0
Stalking	0	0	Extortion/Blackmail	0	0	0
Forcible Rape	0	0	Fraud - False Pretenses	0	0	0
Forcible Sodomy	0	0	Fraud - Credit Card/ATM	3	0	0
Sexual Assault W/Object	0	0	Fraud - Impersonation	0	0	0
Forcible Fondling	0	0	Fraud - Welfare	0	0	0
Incest	0	0	Fraud - Wire	0	0	0
Statutory Rape	1	0	Fraud - Identity Theft	0	0	0
Kidnapping/Abduction	0	0	Fraud - Computer Hacking/Invasion	0	0	0
Commercial Sex Acts	0	0	Robbery	4	3	2
Involuntary Servitude	0	0	Theft - Pocket-picking	0	0	0
Total	111	84	Theft - Purse Snatching	0	0	0
			Theft - Shoplifting	21	16	13
Group B Arrests			Theft From Building	25	1	0
Offense	Adult	Juvenile	Theft From Coin Machine	0	0	0
Bad Checks	0	0	Theft From Motor Vehicle	42	4	4
Curfew/Vagrancy	0	0	Theft of Motor Vehicle Parts	1	0	0
Disorderly Conduct	11	0	Theft - All Other Larceny	142	18	16
DUI	28	2	Motor Vehicle Theft	85	23	20
Drunkenness	26	0	Stolen Property Offenses	0	0	0
Family-Non Violent	0	0	Crimes Against Society			
Liquor Law Violations	3	1	Animal Cruelty	0	0	0
Peeping Tom	0	0	Drug/Narcotic Violations	136	126	121
Trespass	12	0	Drug/Narcotic Equipment Violations	113	105	47
All Other Offenses	457	12	Gambling - Betting/Wagering	0	0	0
Total Group B	537	15	Gambling - Operating/Promoting	0	0	0
			Gambling - Equipment Violations	0	0	0
			Gambling - Sports Tampering	0	0	0
			Pornography/Obscene Material	0	0	0
			Prostitution	0	0	0
			Prostitution Assisting/Promoting	0	0	0
			Purchasing Prostitution	0	0	0
			Weapon Law Violations	17	13	8
			Total Group A Offenses	908	447	328
						16

Crime in Tennessee 2017

(*) Offenses are counted using the FBI Units of Count for Crime

(**) The 'Arrests' column shows arrests made for incidents during the selected period, regardless of arrest date. Arrest counts for the same period may change over time.

Putnam County Sheriff's Office - NIBRS Agency Crime Overview - 2017

2016 Population Estimate	N/A	Offenses (*)		Arrests (**)		
		Reported	Cleared	Adult	Juvenile	
Offense Overview		Group A Offenses				
		Crimes Against Persons				
Offense Total	1,790	Murder	1	1	0	0
Number Cleared	554	Negligent Manslaughter	0	0	0	0
Percent Cleared	30.95 %	Negligent Vehicular Manslaughter	0	0	0	0
Group A Crimes per 100,000 population	N/A	Kidnapping/Abduction	7	2	2	0
		Forcible Rape	14	2	0	0
		Forcible Sodomy	1	0	0	0
		Sexual Assault W/Object	0	0	0	0
		Forcible Fondling	29	0	0	0
Arrest Overview		Incest	0	0	0	0
Total Arrests	2,610	Statutory Rape	1	0	0	0
Adult Arrests	2,575	Aggravated Assault	77	57	53	1
Juvenile Arrests	35	Simple Assault	196	133	94	7
Unknown Age	0	Intimidation	72	19	15	0
Arrests per 100,000 population	N/A	Stalking	3	1	1	0
		Commercial Sex Acts	0	0	0	0
Average number offenses/incident	1.11	Involuntary Servitude	0	0	0	0
		Crimes Against Property				
Domestic Violence Victims		Arson	3	2	1	0
Offense	Reported	Cleared	Bribery	0	0	0
Murder	0	0	Burglary	143	13	13
Aggravated Assault	32	27	Counterfeiting/Forgery	9	3	2
Simple Assault	126	105	Destruction/Damage/Vandalism	188	12	8
Intimidation	24	13	Embezzlement	6	0	0
Stalking	1	0	Extortion/Blackmail	2	0	0
Forcible Rape	2	0	Fraud - False Pretenses	25	3	2
Forcible Sodomy	0	0	Fraud - Credit Card/ATM	48	0	0
Sexual Assault W/Object	0	0	Fraud - Impersonation	52	4	5
Forcible Fondling	7	0	Fraud - Welfare	0	0	0
Incest	0	0	Fraud - Wire	4	0	0
Statutory Rape	0	0	Fraud - Identity Theft	0	0	0
Kidnapping/Abduction	4	2	Fraud - Computer Hacking/Invasion	0	0	0
Commercial Sex Acts	0	0	Robbery	4	1	1
Involuntary Servitude	0	0	Theft - Pocket-picking	2	1	0
Total	196	147	Theft - Purse Snatching	2	0	0
			Theft - Shoplifting	4	2	1
			Theft From Building	57	0	0
Group B Arrests			Theft From Coin Machine	0	0	0
Offense	Adult	Juvenile	Theft From Motor Vehicle	63	2	0
Bad Checks	15	0	Theft of Motor Vehicle Parts	6	1	3
Curfew/Vagrancy	0	1	Theft - All Other Larceny	291	11	2
Disorderly Conduct	12	4	Motor Vehicle Theft	103	10	7
DUI	65	0	Stolen Property Offenses	14	2	3
Drunkenness	56	0	Crimes Against Society			
Family-Non Violent	1	0	Animal Cruelty	0	0	0
Liquor Law Violations	6	2	Drug/Narcotic Violations	232	166	153
Peeping Tom	0	0	Drug/Narcotic Equipment Violations	95	84	33
Trespass	11	0	Gambling - Betting/Wagering	0	0	0
All Other Offenses	1,997	11	Gambling - Operating/Promoting	0	0	0
Total Group B	2,163	18	Gambling - Equipment Violations	0	0	0
			Gambling - Sports Tampering	0	0	0
			Pornography/Obscene Material	3	0	0
			Prostitution	0	0	0
			Prostitution Assisting/Promoting	0	0	0
			Purchasing Prostitution	0	0	0
			Weapon Law Violations	33	22	13
			Total Group A Offenses	1,790	554	412
						17

Crime in Tennessee 2017

(*) Offenses are counted using the FBI Units of Count for Crime

(**) The 'Arrests' column shows arrests made for incidents during the selected period, regardless of arrest date. Arrest counts for the same period may change over time.

Rhea County Sheriff's Office - NIBRS Agency Crime Overview - 2017

2016 Population Estimate		N/A	Offenses (*)		Arrests (**)	
			Reported	Cleared	Adult	Juvenile
Offense Overview			Group A Offenses			
			Crimes Against Persons			
Offense Total	945		1	1	1	0
Number Cleared	534		0	0	0	0
Percent Cleared	56.51 %		0	0	0	0
Group A Crimes per 100,000 population	N/A		1	1	1	0
			10	6	6	0
			1	1	1	0
			0	0	0	0
Arrest Overview			Crimes Against Property			
Total Arrests	1,046		6	2	0	1
Adult Arrests	1,009		2	2	2	0
Juvenile Arrests	37		0	0	0	0
Unknown Age	0		46	29	27	1
Arrests per 100,000 population	N/A		137	86	68	2
			41	19	15	2
			6	1	1	0
			0	0	0	0
Average number offenses/incident	1.19		0	0	0	0
Domestic Violence Victims			Crimes Against Society			
			Arson			
Offense	Reported	Cleared	Bribery			
Murder	1	1	Burglary			
Aggravated Assault	34	27	Counterfeiting/Forgery			
Simple Assault	108	74	Destruction/Damage/Vandalism			
Intimidation	17	14	Embezzlement			
Stalking	2	1	Extortion/Blackmail			
Forcible Rape	7	5	Fraud - False Pretenses			
Forcible Sodomy	0	0	Fraud - Credit Card/ATM			
Sexual Assault W/Object	0	0	Fraud - Impersonation			
Forcible Fondling	2	2	Fraud - Welfare			
Incest	2	2	Fraud - Wire			
Statutory Rape	0	0	Fraud - Identity Theft			
Kidnapping/Abduction	1	1	Fraud - Computer Hacking/Invasion			
Commercial Sex Acts	0	0	Robbery			
Involuntary Servitude	0	0	Theft - Pocket-picking			
Total	174	127	Theft - Purse Snatching			
			Theft - Shoplifting			
			Theft From Building			
			Theft From Coin Machine			
			Theft From Motor Vehicle			
			Theft of Motor Vehicle Parts			
			Theft - All Other Larceny			
			Motor Vehicle Theft			
			Stolen Property Offenses			
			Crimes Against Society			
			Animal Cruelty			
			Drug/Narcotic Violations			
			Drug/Narcotic Equipment Violations			
			Gambling - Betting/Wagering			
			Gambling - Operating/Promoting			
			Gambling - Equipment Violations			
			Gambling - Sports Tampering			
			Pornography/Obscene Material			
			Prostitution			
			Prostitution Assisting/Promoting			
			Purchasing Prostitution			
			Weapon Law Violations			
			945	534	474	13
			Total Group A Offenses			

Crime in Tennessee 2017

(*) Offenses are counted using the FBI Units of Count for Crime

(**) The 'Arrests' column shows arrests made for incidents during the selected period, regardless of arrest date. Arrest counts for the same period may change over time.

Roane County Sheriff's Office - NIBRS Agency Crime Overview - 2017

2016 Population Estimate		N/A	Offenses (*)		Arrests (**)		
			Reported	Cleared	Adult	Juvenile	
Offense Overview			Group A Offenses				
			Crimes Against Persons				
Offense Total	1,020		Murder	1	1	1	0
Number Cleared	456		Negligent Manslaughter	0	0	0	0
Percent Cleared	44.71 %		Negligent Vehicular Manslaughter	0	0	0	0
Group A Crimes per 100,000 population	N/A		Kidnapping/Abduction	4	2	0	0
			Forcible Rape	5	0	0	0
			Forcible Sodomy	1	0	0	0
			Sexual Assault W/Object	0	0	0	0
			Forcible Fondling	6	2	1	0
Arrest Overview			Incest	0	0	0	0
Total Arrests	2,259		Statutory Rape	1	0	0	0
Adult Arrests	2,223		Aggravated Assault	71	59	37	3
Juvenile Arrests	36		Simple Assault	168	128	115	2
Unknown Age	0		Intimidation	11	3	1	1
Arrests per 100,000 population	N/A		Stalking	0	0	0	0
			Commercial Sex Acts	0	0	0	0
Average number offenses/incident	1.20		Involuntary Servitude	0	0	0	0
			Crimes Against Property				
Domestic Violence Victims			Arson	0	0	0	0
Offense	Reported	Cleared	Bribery	0	0	0	0
Murder	0	0	Burglary	125	12	12	2
Aggravated Assault	33	31	Counterfeiting/Forgery	2	1	0	0
Simple Assault	130	112	Destruction/Damage/Vandalism	94	26	12	1
Intimidation	4	0	Embezzlement	0	0	0	0
Stalking	0	0	Extortion/Blackmail	0	0	0	0
Forcible Rape	2	0	Fraud - False Pretenses	3	0	0	0
Forcible Sodomy	0	0	Fraud - Credit Card/ATM	4	1	1	0
Sexual Assault W/Object	0	0	Fraud - Impersonation	2	0	0	0
Forcible Fondling	2	2	Fraud - Welfare	0	0	0	0
Incest	0	0	Fraud - Wire	0	0	0	0
Statutory Rape	0	0	Fraud - Identity Theft	0	0	0	0
Kidnapping/Abduction	3	2	Fraud - Computer Hacking/Invasion	0	0	0	0
Commercial Sex Acts	0	0	Robbery	0	0	0	0
Involuntary Servitude	0	0	Theft - Pocket-picking	0	0	0	0
Total	174	147	Theft - Purse Snatching	0	0	0	0
			Theft - Shoplifting	1	0	0	0
			Theft From Building	110	22	14	0
Group B Arrests			Theft From Coin Machine	1	0	0	0
Offense	Adult	Juvenile	Theft From Motor Vehicle	32	8	5	0
Bad Checks	0	0	Theft of Motor Vehicle Parts	3	0	0	0
Curfew/Vagrancy	0	0	Theft - All Other Larceny	80	6	5	0
Disorderly Conduct	8	0	Motor Vehicle Theft	49	7	5	0
DUI	41	0	Stolen Property Offenses	1	1	1	0
Drunkenness	33	0	Crimes Against Society				
Family-Non Violent	197	0	Animal Cruelty	0	0	0	0
Liquor Law Violations	8	1	Drug/Narcotic Violations	138	101	88	10
Peeping Tom	0	0	Drug/Narcotic Equipment Violations	82	53	31	0
Trespass	14	0	Gambling - Betting/Wagering	0	0	0	0
All Other Offenses	1,586	12	Gambling - Operating/Promoting	0	0	0	0
Total Group B	1,887	13	Gambling - Equipment Violations	0	0	0	0
			Gambling - Sports Tampering	0	0	0	0
			Pornography/Obscene Material	0	0	0	0
			Prostitution	0	0	0	0
			Prostitution Assisting/Promoting	0	0	0	0
			Purchasing Prostitution	0	0	0	0
			Weapon Law Violations	25	23	7	4
			Total Group A Offenses	1,020	456	336	23

Crime in Tennessee 2017

(*) Offenses are counted using the FBI Units of Count for Crime

(**) The 'Arrests' column shows arrests made for incidents during the selected period, regardless of arrest date. Arrest counts for the same period may change over time.

Robertson County Sheriff's Office - NIBRS Agency Crime Overview - 2017

2016 Population Estimate		N/A	Offenses (*)		Arrests (**)		
			Reported	Cleared	Adult	Juvenile	
Offense Overview			Group A Offenses				
			Crimes Against Persons				
Offense Total	1,107		Murder	2	2	1	1
Number Cleared	837		Negligent Manslaughter	0	0	0	0
Percent Cleared	75.61 %		Negligent Vehicular Manslaughter	0	0	0	0
Group A Crimes per 100,000 population	N/A		Kidnapping/Abduction	2	2	1	0
			Forcible Rape	6	5	2	0
			Forcible Sodomy	0	0	0	0
			Sexual Assault W/Object	0	0	0	0
			Forcible Fondling	6	3	0	2
Arrest Overview			Incest	0	0	0	0
Total Arrests	1,098		Statutory Rape	1	0	0	0
Adult Arrests	998		Aggravated Assault	50	49	36	4
Juvenile Arrests	100		Simple Assault	183	165	89	19
Unknown Age	0		Intimidation	8	6	3	1
Arrests per 100,000 population	N/A		Stalking	2	2	1	0
			Commercial Sex Acts	0	0	0	0
Average number offenses/incident	1.28		Involuntary Servitude	0	0	0	0
			Crimes Against Property				
Domestic Violence Victims			Arson	0	0	0	0
Offense	Reported	Cleared	Bribery	0	0	0	0
Murder	0	0	Burglary	92	37	29	9
Aggravated Assault	22	22	Counterfeiting/Forgery	5	5	4	0
Simple Assault	115	110	Destruction/Damage/Vandalism	86	39	14	8
Intimidation	3	3	Embezzlement	0	0	0	0
Stalking	0	0	Extortion/Blackmail	0	0	0	0
Forcible Rape	2	2	Fraud - False Pretenses	0	0	0	0
Forcible Sodomy	0	0	Fraud - Credit Card/ATM	1	1	0	0
Sexual Assault W/Object	0	0	Fraud - Impersonation	7	7	7	0
Forcible Fondling	1	0	Fraud - Welfare	0	0	0	0
Incest	0	0	Fraud - Wire	0	0	0	0
Statutory Rape	0	0	Fraud - Identity Theft	1	0	0	0
Kidnapping/Abduction	1	1	Fraud - Computer Hacking/Invasion	0	0	0	0
Commercial Sex Acts	0	0	Robbery	2	2	3	0
Involuntary Servitude	0	0	Theft - Pocket-picking	0	0	0	0
Total	144	138	Theft - Purse Snatching	0	0	0	0
			Theft - Shoplifting	6	5	6	1
Group B Arrests			Theft From Building	37	9	4	0
Offense	Adult	Juvenile	Theft From Coin Machine	1	0	0	0
Bad Checks	1	0	Theft From Motor Vehicle	26	4	1	0
Curfew/Vagrancy	0	0	Theft of Motor Vehicle Parts	2	0	0	0
Disorderly Conduct	8	3	Theft - All Other Larceny	88	30	24	1
DUI	90	0	Motor Vehicle Theft	25	13	3	2
Drunkenness	16	2	Stolen Property Offenses	6	5	5	1
Family-Non Violent	2	0	Crimes Against Society				
Liquor Law Violations	0	2	Animal Cruelty	2	2	1	0
Peeping Tom	0	0	Drug/Narcotic Violations	247	235	236	15
Trespass	6	2	Drug/Narcotic Equipment Violations	187	184	69	3
All Other Offenses	325	22	Gambling - Betting/Wagering	0	0	0	0
Total Group B	448	31	Gambling - Operating/Promoting	0	0	0	0
			Gambling - Equipment Violations	0	0	0	0
			Gambling - Sports Tampering	0	0	0	0
			Pornography/Obscene Material	4	3	2	2
			Prostitution	0	0	0	0
			Prostitution Assisting/Promoting	0	0	0	0
			Purchasing Prostitution	0	0	0	0
			Weapon Law Violations	22	22	9	0
			Total Group A Offenses	1,107	837	550	69

Crime in Tennessee 2017

(*) Offenses are counted using the FBI Units of Count for Crime

(**) The 'Arrests' column shows arrests made for incidents during the selected period, regardless of arrest date. Arrest counts for the same period may change over time.

Rutherford County Sheriff's Office - NIBRS Agency Crime Overview - 2017

2016 Population Estimate	N/A	Offenses (*)		Arrests (**)		
		Reported	Cleared	Adult	Juvenile	
Offense Overview		Group A Offenses		Crimes Against Persons		
Offense Total	2,345	Murder	2	1	1	0
Number Cleared	626	Negligent Manslaughter	0	0	0	0
Percent Cleared	26.70 %	Negligent Vehicular Manslaughter	0	0	0	0
Group A Crimes per 100,000 population	N/A	Kidnapping/Abduction	0	0	0	0
		Forcible Rape	15	4	1	1
		Forcible Sodomy	0	0	0	0
		Sexual Assault W/Object	2	0	0	0
Arrest Overview		Forcible Fondling	40	2	0	0
Total Arrests	7,808	Incest	0	0	0	0
Adult Arrests	7,509	Statutory Rape	2	1	1	0
Juvenile Arrests	299	Aggravated Assault	212	83	48	3
Unknown Age	0	Simple Assault	600	251	129	21
Arrests per 100,000 population	N/A	Intimidation	124	19	7	3
		Stalking	22	7	4	1
		Commercial Sex Acts	0	0	0	0
Average number offenses/incident	1.14	Involuntary Servitude	0	0	0	0
		Crimes Against Property				
Domestic Violence Victims		Arson	6	2	2	0
Offense	Reported	Cleared	Bribery	0	0	0
Murder	1	0	Burglary	148	4	5
Aggravated Assault	111	57	Counterfeiting/Forgery	28	7	6
Simple Assault	422	213	Destruction/Damage/Vandalism	176	15	9
Intimidation	54	15	Embezzlement	3	1	1
Stalking	15	5	Extortion/Blackmail	3	0	0
Forcible Rape	2	1	Fraud - False Pretenses	41	0	0
Forcible Sodomy	0	0	Fraud - Credit Card/ATM	122	0	0
Sexual Assault W/Object	0	0	Fraud - Impersonation	0	0	0
Forcible Fondling	9	0	Fraud - Welfare	0	0	0
Incest	0	0	Fraud - Wire	19	0	0
Statutory Rape	1	0	Fraud - Identity Theft	0	0	0
Kidnapping/Abduction	0	0	Fraud - Computer Hacking/Invasion	0	0	0
Commercial Sex Acts	0	0	Robbery	8	0	0
Involuntary Servitude	0	0	Theft - Pocket-picking	0	0	0
Total	615	291	Theft - Purse Snatching	0	0	0
			Theft - Shoplifting	31	21	17
Group B Arrests			Theft From Building	87	4	1
Offense	Adult	Juvenile	Theft From Coin Machine	0	0	0
Bad Checks	16	0	Theft From Motor Vehicle	124	3	3
Curfew/Vagrancy	0	0	Theft of Motor Vehicle Parts	26	1	2
Disorderly Conduct	16	19	Theft - All Other Larceny	102	8	6
DUI	290	1	Motor Vehicle Theft	89	7	1
Drunkenness	24	5	Stolen Property Offenses	1	0	0
Family-Non Violent	1	0	Crimes Against Society			
Liquor Law Violations	14	4	Animal Cruelty	0	0	0
Peeping Tom	0	0	Drug/Narcotic Violations	162	121	108
Trespass	3	3	Drug/Narcotic Equipment Violations	41	31	4
All Other Offenses	6,767	190	Gambling - Betting/Wagering	0	0	0
Total Group B	7,131	222	Gambling - Operating/Promoting	0	0	0
			Gambling - Equipment Violations	0	0	0
			Gambling - Sports Tampering	0	0	0
			Pornography/Obscene Material	15	0	0
			Prostitution	0	0	0
			Prostitution Assisting/Promoting	0	0	0
			Purchasing Prostitution	0	0	0
			Weapon Law Violations	94	33	22
			Total Group A Offenses	2,345	626	378
						77

Crime in Tennessee 2017

(*) Offenses are counted using the FBI Units of Count for Crime

(**) The 'Arrests' column shows arrests made for incidents during the selected period, regardless of arrest date. Arrest counts for the same period may change over time.

Scott County Sheriff's Office - NIBRS Agency Crime Overview - 2017

2016 Population Estimate	N/A	Offenses (*)		Arrests (**)		
		Reported	Cleared	Adult	Juvenile	
Offense Overview		Group A Offenses				
		Crimes Against Persons				
Offense Total	519	Murder	0	0	0	0
Number Cleared	381	Negligent Manslaughter	0	0	0	0
Percent Cleared	73.41 %	Negligent Vehicular Manslaughter	0	0	0	0
Group A Crimes per 100,000 population	N/A	Kidnapping/Abduction	0	0	0	0
		Forcible Rape	0	0	0	0
		Forcible Sodomy	0	0	0	0
		Sexual Assault W/Object	0	0	0	0
Arrest Overview		Forcible Fondling	3	3	2	1
Total Arrests	1,095	Incest	0	0	0	0
Adult Arrests	1,043	Statutory Rape	0	0	0	0
Juvenile Arrests	52	Aggravated Assault	33	28	22	1
Unknown Age	0	Simple Assault	60	53	45	2
Arrests per 100,000 population	N/A	Intimidation	15	8	5	2
		Stalking	0	0	0	0
		Commercial Sex Acts	0	0	0	0
Average number offenses/incident	1.30	Involuntary Servitude	0	0	0	0
		Crimes Against Property				
Domestic Violence Victims		Arson	0	0	0	0
Offense	Reported	Cleared	Bribery	0	0	0
Murder	0	0	Burglary	67	21	20
Aggravated Assault	21	21	Counterfeiting/Forgery	2	2	2
Simple Assault	33	30	Destruction/Damage/Vandalism	41	24	14
Intimidation	3	3	Embezzlement	0	0	0
Stalking	0	0	Extortion/Blackmail	0	0	0
Forcible Rape	0	0	Fraud - False Pretenses	4	2	1
Forcible Sodomy	0	0	Fraud - Credit Card/ATM	2	1	2
Sexual Assault W/Object	0	0	Fraud - Impersonation	0	0	0
Forcible Fondling	0	0	Fraud - Welfare	0	0	0
Incest	0	0	Fraud - Wire	0	0	0
Statutory Rape	0	0	Fraud - Identity Theft	0	0	0
Kidnapping/Abduction	0	0	Fraud - Computer Hacking/Invasion	0	0	0
Commercial Sex Acts	0	0	Robbery	0	0	0
Involuntary Servitude	0	0	Theft - Pocket-picking	0	0	0
Total	57	54	Theft - Purse Snatching	0	0	0
			Theft - Shoplifting	0	0	0
Group B Arrests			Theft From Building	17	9	8
Offense	Adult	Juvenile	Theft From Coin Machine	0	0	0
Bad Checks	6	0	Theft From Motor Vehicle	10	4	4
Curfew/Vagrancy	0	0	Theft of Motor Vehicle Parts	5	0	0
Disorderly Conduct	17	2	Theft - All Other Larceny	32	11	11
DUI	17	0	Motor Vehicle Theft	21	8	8
Drunkenness	21	3	Stolen Property Offenses	0	0	0
Family-Non Violent	96	0	Crimes Against Society			
Liquor Law Violations	9	1	Animal Cruelty	0	0	0
Peeping Tom	0	0	Drug/Narcotic Violations	111	111	136
Trespass	9	0	Drug/Narcotic Equipment Violations	88	88	44
All Other Offenses	540	15	Gambling - Betting/Wagering	0	0	0
Total Group B	715	21	Gambling - Operating/Promoting	0	0	0
			Gambling - Equipment Violations	0	0	0
			Gambling - Sports Tampering	0	0	0
			Pornography/Obscene Material	0	0	0
			Prostitution	0	0	0
			Prostitution Assisting/Promoting	0	0	0
			Purchasing Prostitution	0	0	0
			Weapon Law Violations	8	8	4
			Total Group A Offenses	519	381	328
						31

Crime in Tennessee 2017

(*) Offenses are counted using the FBI Units of Count for Crime

(**) The 'Arrests' column shows arrests made for incidents during the selected period, regardless of arrest date. Arrest counts for the same period may change over time.

Sequatchie County Sheriff's Office - NIBRS Agency Crime Overview - 2017

2016 Population Estimate		N/A	Offenses (*)		Arrests (**)	
			Reported	Cleared	Adult	Juvenile
Offense Overview			Group A Offenses			
			Crimes Against Persons			
Offense Total	315		1	1	1	0
Number Cleared	135		0	0	0	0
Percent Cleared	42.86 %		0	0	0	0
Group A Crimes per 100,000 population	N/A		1	1	0	0
			3	2	2	0
			0	0	0	0
			0	0	0	0
Arrest Overview			Crimes Against Property			
Total Arrests	166		3	1	1	0
Adult Arrests	162		0	0	0	0
Juvenile Arrests	4		1	1	0	0
Unknown Age	0		20	11	7	0
Arrests per 100,000 population	N/A		30	26	18	1
			8	2	0	0
Average number offenses/incident	1.18		1	0	0	0
			0	0	0	0
			0	0	0	0
Domestic Violence Victims			Crimes Against Society			
			Arson			
Offense	Reported	Cleared	2	0	0	0
Murder	1	1	Bribery	0	0	0
Aggravated Assault	10	5	Burglary	32	6	6
Simple Assault	20	16	Counterfeiting/Forgery	5	1	1
Intimidation	6	1	Destruction/Damage/Vandalism	27	6	1
Stalking	1	0	Embezzlement	0	0	0
Forcible Rape	0	0	Extortion/Blackmail	0	0	0
Forcible Sodomy	0	0	Fraud - False Pretenses	5	0	0
Sexual Assault W/Object	0	0	Fraud - Credit Card/ATM	6	0	0
Forcible Fondling	2	1	Fraud - Impersonation	3	3	2
Incest	0	0	Fraud - Welfare	0	0	0
Statutory Rape	1	1	Fraud - Wire	0	0	0
Kidnapping/Abduction	1	1	Fraud - Identity Theft	1	0	0
Commercial Sex Acts	0	0	Fraud - Computer Hacking/Invasion	0	0	0
Involuntary Servitude	0	0	Robbery	0	0	0
Total	42	26	Theft - Pocket-picking	0	0	0
			Theft - Purse Snatching	0	0	0
			Theft - Shoplifting	0	0	0
Group B Arrests			Theft From Building	16	1	1
Offense	Adult	Juvenile	Theft From Coin Machine	0	0	0
Bad Checks	1	0	Theft From Motor Vehicle	11	1	0
Curfew/Vagrancy	0	0	Theft of Motor Vehicle Parts	0	0	0
Disorderly Conduct	2	0	Theft - All Other Larceny	42	6	3
DUI	12	0	Motor Vehicle Theft	30	9	6
Drunkenness	9	0	Stolen Property Offenses	0	0	0
Family-Non Violent	1	0	Crimes Against Society			
Liquor Law Violations	2	0	Animal Cruelty	0	0	0
Peeping Tom	0	0	Drug/Narcotic Violations	40	35	21
Trespass	3	0	Drug/Narcotic Equipment Violations	19	16	3
All Other Offenses	56	0	Gambling - Betting/Wagering	0	0	0
Total Group B	86	0	Gambling - Operating/Promoting	0	0	0
			Gambling - Equipment Violations	0	0	0
			Gambling - Sports Tampering	0	0	0
			Pornography/Obscene Material	1	0	0
			Prostitution	0	0	0
			Prostitution Assisting/Promoting	0	0	0
			Purchasing Prostitution	0	0	0
			Weapon Law Violations	7	6	3
			Total Group A Offenses	315	135	76
						4

Crime in Tennessee 2017

(*) Offenses are counted using the FBI Units of Count for Crime

(**) The 'Arrests' column shows arrests made for incidents during the selected period, regardless of arrest date. Arrest counts for the same period may change over time.

Sevier County Sheriff's Office - NIBRS Agency Crime Overview - 2017

2016 Population Estimate	N/A	Offenses (*)		Arrests (**)			
		Reported	Cleared	Adult	Juvenile		
Offense Overview		Group A Offenses					
		Crimes Against Persons					
Offense Total	3,508	Murder	0	0	0	0	
Number Cleared	1,777	Negligent Manslaughter	0	0	0	0	
Percent Cleared	50.66 %	Negligent Vehicular Manslaughter	0	0	0	0	
Group A Crimes per 100,000 population	N/A	Kidnapping/Abduction	0	0	0	0	
		Forcible Rape	14	6	3	0	
		Forcible Sodomy	0	0	0	0	
		Sexual Assault W/Object	0	0	0	0	
Arrest Overview		Forcible Fondling	17	7	4	1	
Total Arrests	1,718	Incest	0	0	0	0	
Adult Arrests	1,667	Statutory Rape	0	0	0	0	
Juvenile Arrests	51	Aggravated Assault	172	129	98	2	
Unknown Age	0	Simple Assault	496	378	133	6	
Arrests per 100,000 population	N/A	Intimidation	807	640	44	2	
		Stalking	7	2	0	0	
		Commercial Sex Acts	0	0	0	0	
Average number offenses/incident	1.11	Involuntary Servitude	0	0	0	0	
		Crimes Against Property					
Domestic Violence Victims		Arson	2	1	1	0	
Offense	Reported	Cleared	Bribery	0	0	0	0
Murder	0	0	Burglary	278	42	56	2
Aggravated Assault	108	92	Counterfeiting/Forgery	46	11	8	0
Simple Assault	350	318	Destruction/Damage/Vandalism	278	25	11	3
Intimidation	569	557	Embezzlement	1	1	1	0
Stalking	1	0	Extortion/Blackmail	1	1	1	0
Forcible Rape	5	3	Fraud - False Pretenses	40	0	0	0
Forcible Sodomy	0	0	Fraud - Credit Card/ATM	6	0	0	0
Sexual Assault W/Object	0	0	Fraud - Impersonation	32	11	9	0
Forcible Fondling	3	1	Fraud - Welfare	0	0	0	0
Incest	0	0	Fraud - Wire	77	1	1	0
Statutory Rape	0	0	Fraud - Identity Theft	2	0	0	0
Kidnapping/Abduction	0	0	Fraud - Computer Hacking/Invasion	1	0	0	0
Commercial Sex Acts	0	0	Robbery	8	1	0	0
Involuntary Servitude	0	0	Theft - Pocket-picking	1	0	0	0
Total	1,036	971	Theft - Purse Snatching	0	0	0	0
			Theft - Shoplifting	22	2	1	0
Group B Arrests			Theft From Building	225	19	10	4
Offense	Adult	Juvenile	Theft From Coin Machine	4	1	1	0
Bad Checks	1	0	Theft From Motor Vehicle	114	8	6	1
Curfew/Vagrancy	0	0	Theft of Motor Vehicle Parts	7	0	0	0
Disorderly Conduct	7	2	Theft - All Other Larceny	198	20	14	0
DUI	106	1	Motor Vehicle Theft	172	40	33	3
Drunkenness	76	2	Stolen Property Offenses	0	0	0	0
Family-Non Violent	5	0	Crimes Against Society				
Liquor Law Violations	0	0	Animal Cruelty	0	0	0	0
Peeping Tom	0	0	Drug/Narcotic Violations	305	269	271	13
Trespass	3	0	Drug/Narcotic Equipment Violations	148	140	65	0
All Other Offenses	684	8	Gambling - Betting/Wagering	0	0	0	0
Total Group B	882	13	Gambling - Operating/Promoting	0	0	0	0
			Gambling - Equipment Violations	0	0	0	0
			Gambling - Sports Tampering	0	0	0	0
			Pornography/Obscene Material	2	1	1	0
			Prostitution	2	1	1	0
			Prostitution Assisting/Promoting	0	0	0	0
			Purchasing Prostitution	0	0	0	0
			Weapon Law Violations	23	20	12	1
			Total Group A Offenses	3,508	1,777	785	38

Crime in Tennessee 2017

(*) Offenses are counted using the FBI Units of Count for Crime

(**) The 'Arrests' column shows arrests made for incidents during the selected period, regardless of arrest date. Arrest counts for the same period may change over time.

Shelby County Sheriff's Office - NIBRS Agency Crime Overview - 2017

2016 Population Estimate	N/A	Offenses (*)		Arrests (**)		
		Reported	Cleared	Adult	Juvenile	
Offense Overview		Group A Offenses				
		Crimes Against Persons				
Offense Total	8,079	Murder	4	3	3	0
Number Cleared	1,902	Negligent Manslaughter	0	0	0	0
Percent Cleared	23.54 %	Negligent Vehicular Manslaughter	0	0	0	0
Group A Crimes per 100,000 population	N/A	Kidnapping/Abduction	8	2	1	0
		Forcible Rape	26	4	1	1
		Forcible Sodomy	4	0	0	0
		Sexual Assault W/Object	4	0	0	0
Arrest Overview		Forcible Fondling	51	9	3	2
Total Arrests	1,595	Incest	1	1	0	1
Adult Arrests	1,372	Statutory Rape	1	0	0	0
Juvenile Arrests	223	Aggravated Assault	484	196	110	28
Unknown Age	0	Simple Assault	1,990	694	277	66
Arrests per 100,000 population	N/A	Intimidation	637	124	30	5
		Stalking	35	4	2	0
		Commercial Sex Acts	2	1	1	0
Average number offenses/incident	1.21	Involuntary Servitude	0	0	0	0
		Crimes Against Property				
Domestic Violence Victims		Arson	20	4	2	3
Offense	Reported	Cleared	Bribery	0	0	0
Murder	1	1	Burglary	595	40	25
Aggravated Assault	127	78	Counterfeiting/Forgery	61	11	14
Simple Assault	896	361	Destruction/Damage/Vandalism	770	83	26
Intimidation	181	30	Embezzlement	35	12	14
Stalking	23	2	Extortion/Blackmail	5	0	0
Forcible Rape	7	3	Fraud - False Pretenses	94	7	2
Forcible Sodomy	0	0	Fraud - Credit Card/ATM	20	1	0
Sexual Assault W/Object	0	0	Fraud - Impersonation	64	14	11
Forcible Fondling	20	7	Fraud - Welfare	1	0	0
Incest	1	1	Fraud - Wire	3	0	0
Statutory Rape	0	0	Fraud - Identity Theft	80	5	3
Kidnapping/Abduction	8	2	Fraud - Computer Hacking/Invasion	1	0	0
Commercial Sex Acts	0	0	Robbery	75	18	11
Involuntary Servitude	0	0	Theft - Pocket-picking	5	1	3
Total	1,264	485	Theft - Purse Snatching	0	0	0
			Theft - Shoplifting	231	21	21
Group B Arrests			Theft From Building	359	43	13
Offense	Adult	Juvenile	Theft From Coin Machine	3	0	0
Bad Checks	0	0	Theft From Motor Vehicle	747	31	24
Curfew/Vagrancy	0	2	Theft of Motor Vehicle Parts	129	1	3
Disorderly Conduct	39	11	Theft - All Other Larceny	417	28	19
DUI	185	1	Motor Vehicle Theft	238	24	8
Drunkenness	6	0	Stolen Property Offenses	105	49	38
Family-Non Violent	1	0	Crimes Against Society			
Liquor Law Violations	4	0	Animal Cruelty	7	1	0
Peeping Tom	0	0	Drug/Narcotic Violations	413	241	246
Trespass	11	3	Drug/Narcotic Equipment Violations	162	112	14
All Other Offenses	146	5	Gambling - Betting/Wagering	0	0	0
Total Group B	392	22	Gambling - Operating/Promoting	0	0	0
			Gambling - Equipment Violations	0	0	0
			Gambling - Sports Tampering	0	0	0
			Pornography/Obscene Material	3	1	0
			Prostitution	0	0	0
			Prostitution Assisting/Promoting	0	0	0
			Purchasing Prostitution	0	0	0
			Weapon Law Violations	189	116	55
			Total Group A Offenses	8,079	1,902	980
						201

Crime in Tennessee 2017

(*) Offenses are counted using the FBI Units of Count for Crime

(**) The 'Arrests' column shows arrests made for incidents during the selected period, regardless of arrest date. Arrest counts for the same period may change over time.

Smith County Sheriff's Office - NIBRS Agency Crime Overview - 2017

2016 Population Estimate	N/A	Offenses (*)		Arrests (**)		
		Reported	Cleared	Adult	Juvenile	
Offense Overview		Group A Offenses				
		Crimes Against Persons				
Offense Total	705	Murder	0	0	0	0
Number Cleared	415	Negligent Manslaughter	0	0	0	0
Percent Cleared	58.87 %	Negligent Vehicular Manslaughter	0	0	0	0
Group A Crimes per 100,000 population	N/A	Kidnapping/Abduction	0	0	0	0
		Forcible Rape	2	1	1	0
		Forcible Sodomy	1	1	0	0
		Sexual Assault W/Object	0	0	0	0
Arrest Overview		Forcible Fondling	5	4	2	2
Total Arrests	1,029	Incest	2	2	1	0
Adult Arrests	945	Statutory Rape	3	3	4	0
Juvenile Arrests	84	Aggravated Assault	20	20	20	0
Unknown Age	0	Simple Assault	98	83	57	17
Arrests per 100,000 population	N/A	Intimidation	47	17	16	0
		Stalking	3	3	2	0
		Commercial Sex Acts	0	0	0	0
Average number offenses/incident	1.21	Involuntary Servitude	0	0	0	0
		Crimes Against Property				
Domestic Violence Victims		Arson	0	0	0	0
Offense	Reported	Cleared	Bribery	0	0	0
Murder	0	0	Burglary	78	12	20
Aggravated Assault	14	14	Counterfeiting/Forgery	3	2	2
Simple Assault	61	53	Destruction/Damage/Vandalism	60	10	3
Intimidation	15	10	Embezzlement	0	0	0
Stalking	0	0	Extortion/Blackmail	0	0	0
Forcible Rape	1	1	Fraud - False Pretenses	19	7	7
Forcible Sodomy	1	1	Fraud - Credit Card/ATM	3	0	0
Sexual Assault W/Object	0	0	Fraud - Impersonation	10	4	4
Forcible Fondling	1	0	Fraud - Welfare	0	0	0
Incest	2	2	Fraud - Wire	1	0	0
Statutory Rape	0	0	Fraud - Identity Theft	0	0	0
Kidnapping/Abduction	0	0	Fraud - Computer Hacking/Invasion	0	0	0
Commercial Sex Acts	0	0	Robbery	3	2	2
Involuntary Servitude	0	0	Theft - Pocket-picking	0	0	0
Total	95	81	Theft - Purse Snatching	0	0	0
			Theft - Shoplifting	2	0	0
Group B Arrests			Theft From Building	24	8	8
Offense	Adult	Juvenile	Theft From Coin Machine	0	0	0
Bad Checks	29	0	Theft From Motor Vehicle	20	3	2
Curfew/Vagrancy	0	0	Theft of Motor Vehicle Parts	12	0	0
Disorderly Conduct	0	1	Theft - All Other Larceny	42	3	3
DUI	58	1	Motor Vehicle Theft	18	3	1
Drunkenness	27	1	Stolen Property Offenses	2	2	2
Family-Non Violent	42	1	Crimes Against Society			
Liquor Law Violations	8	1	Animal Cruelty	2	2	2
Peeping Tom	0	0	Drug/Narcotic Violations	114	112	138
Trespass	9	0	Drug/Narcotic Equipment Violations	85	85	15
All Other Offenses	446	32	Gambling - Betting/Wagering	0	0	0
Total Group B	619	37	Gambling - Operating/Promoting	0	0	0
			Gambling - Equipment Violations	0	0	0
			Gambling - Sports Tampering	0	0	0
			Pornography/Obscene Material	2	2	1
			Prostitution	0	0	0
			Prostitution Assisting/Promoting	0	0	0
			Purchasing Prostitution	0	0	0
			Weapon Law Violations	24	24	13
			Total Group A Offenses	705	415	326
						47

Crime in Tennessee 2017

(*) Offenses are counted using the FBI Units of Count for Crime

(**) The 'Arrests' column shows arrests made for incidents during the selected period, regardless of arrest date. Arrest counts for the same period may change over time.

Stewart County Sheriff's Office - NIBRS Agency Crime Overview - 2017

2016 Population Estimate		N/A	Offenses (*)		Arrests (**)	
			Reported	Cleared	Adult	Juvenile
Offense Overview			Group A Offenses			
			Crimes Against Persons			
Offense Total	378		0	0	0	0
Number Cleared	248		0	0	0	0
Percent Cleared	65.61 %		0	0	0	0
Group A Crimes per 100,000 population	N/A		0	0	0	0
			3	3	2	1
			0	0	0	0
			0	0	0	0
Arrest Overview			Crimes Against Property			
Total Arrests	700		7	6	2	3
Adult Arrests	668		0	0	0	0
Juvenile Arrests	32		1	0	0	0
Unknown Age	0		25	25	23	1
Arrests per 100,000 population	N/A		39	36	30	3
			2	2	2	0
			5	5	5	0
			0	0	0	0
Average number offenses/incident	1.31		0	0	0	0
Domestic Violence Victims			Crimes Against Society			
			Arson			
Offense	Reported	Cleared	1	0	0	0
Murder	0	0	0	0	0	0
Aggravated Assault	18	18	0	0	0	0
Simple Assault	24	22	47	7	7	0
Intimidation	1	1	3	2	0	0
Stalking	2	2	35	13	7	1
Forcible Rape	3	3	1	0	0	0
Forcible Sodomy	0	0	0	0	0	0
Sexual Assault W/Object	0	0	0	0	0	0
Forcible Fondling	5	4	0	0	0	0
Incest	0	0	0	0	0	0
Statutory Rape	1	0	0	0	0	0
Kidnapping/Abduction	0	0	0	0	0	0
Commercial Sex Acts	0	0	0	0	0	0
Involuntary Servitude	0	0	0	0	0	0
Total	54	50	0	0	0	0
Group B Arrests			Crimes Against Society			
			Animal Cruelty			
Offense	Adult	Juvenile	1	1	1	0
Bad Checks	3	0	63	61	62	1
Curfew/Vagrancy	0	0	44	42	10	0
Disorderly Conduct	4	2	0	0	0	0
DUI	60	0	0	0	0	0
Drunkenness	6	0	0	0	0	0
Family-Non Violent	2	0	0	0	0	0
Liquor Law Violations	3	0	0	0	0	0
Peeping Tom	0	0	0	0	0	0
Trespass	4	1	0	0	0	0
All Other Offenses	400	19	0	0	0	0
Total Group B	482	22	0	0	0	0
			Prostitution			
			Prostitution Assisting/Promoting			
			Purchasing Prostitution			
			Weapon Law Violations			
			Total Group A Offenses			
			378	248	186	10

Crime in Tennessee 2017

(*) Offenses are counted using the FBI Units of Count for Crime

(**) The 'Arrests' column shows arrests made for incidents during the selected period, regardless of arrest date. Arrest counts for the same period may change over time.

Sullivan County Sheriff's Office - NIBRS Agency Crime Overview - 2017

2016 Population Estimate	N/A	Offenses (*)		Arrests (**)			
		Reported	Cleared	Adult	Juvenile		
Offense Overview		Group A Offenses					
		Crimes Against Persons					
Offense Total	4,242	Murder	3	1	1	0	
Number Cleared	1,878	Negligent Manslaughter	0	0	0	0	
Percent Cleared	44.27 %	Negligent Vehicular Manslaughter	0	0	0	0	
Group A Crimes per 100,000 population	N/A	Kidnapping/Abduction	13	10	7	0	
		Forcible Rape	27	21	1	0	
		Forcible Sodomy	13	6	0	0	
		Sexual Assault W/Object	2	1	0	0	
Arrest Overview		Forcible Fondling	126	68	1	3	
Total Arrests	5,811	Incest	0	0	0	0	
Adult Arrests	5,744	Statutory Rape	3	3	1	0	
Juvenile Arrests	67	Aggravated Assault	263	198	81	3	
Unknown Age	0	Simple Assault	1,213	688	206	23	
Arrests per 100,000 population	N/A	Intimidation	224	124	5	2	
		Stalking	20	12	2	0	
		Commercial Sex Acts	0	0	0	0	
Average number offenses/incident	1.24	Involuntary Servitude	0	0	0	0	
		Crimes Against Property					
Domestic Violence Victims		Arson	15	3	0	2	
Offense	Reported	Cleared	Bribery	0	0	0	0
Murder	1	0	Burglary	263	41	15	0
Aggravated Assault	126	103	Counterfeiting/Forgery	18	4	1	0
Simple Assault	500	393	Destruction/Damage/Vandalism	405	101	12	1
Intimidation	70	48	Embezzlement	7	3	1	0
Stalking	11	6	Extortion/Blackmail	0	0	0	0
Forcible Rape	12	11	Fraud - False Pretenses	45	9	3	0
Forcible Sodomy	5	3	Fraud - Credit Card/ATM	38	10	5	0
Sexual Assault W/Object	2	1	Fraud - Impersonation	39	7	6	0
Forcible Fondling	47	27	Fraud - Welfare	0	0	0	0
Incest	0	0	Fraud - Wire	8	4	0	0
Statutory Rape	1	1	Fraud - Identity Theft	34	2	1	0
Kidnapping/Abduction	10	9	Fraud - Computer Hacking/Invasion	1	0	0	0
Commercial Sex Acts	0	0	Robbery	6	2	1	0
Involuntary Servitude	0	0	Theft - Pocket-picking	0	0	0	0
Total	785	602	Theft - Purse Snatching	3	1	0	0
			Theft - Shoplifting	21	7	1	0
Group B Arrests			Theft From Building	291	102	10	6
Offense	Adult	Juvenile	Theft From Coin Machine	0	0	0	0
Bad Checks	3	0	Theft From Motor Vehicle	122	9	1	0
Curfew/Vagrancy	0	0	Theft of Motor Vehicle Parts	84	10	2	0
Disorderly Conduct	19	0	Theft - All Other Larceny	264	42	8	1
DUI	90	0	Motor Vehicle Theft	166	61	31	0
Drunkenness	33	3	Stolen Property Offenses	13	9	5	0
Family-Non Violent	118	0	Crimes Against Society				
Liquor Law Violations	4	5	Animal Cruelty	14	2	2	0
Peeping Tom	0	0	Drug/Narcotic Violations	248	163	147	11
Trespass	15	4	Drug/Narcotic Equipment Violations	181	131	28	1
All Other Offenses	4,875	1	Gambling - Betting/Wagering	0	0	0	0
Total Group B	5,157	13	Gambling - Operating/Promoting	0	0	0	0
			Gambling - Equipment Violations	0	0	0	0
			Gambling - Sports Tampering	0	0	0	0
			Pornography/Obscene Material	19	4	0	0
			Prostitution	1	0	0	0
			Prostitution Assisting/Promoting	0	0	0	0
			Purchasing Prostitution	0	0	0	0
			Weapon Law Violations	29	19	2	1
			Total Group A Offenses	4,242	1,878	587	54

Crime in Tennessee 2017

(*) Offenses are counted using the FBI Units of Count for Crime

(**) The 'Arrests' column shows arrests made for incidents during the selected period, regardless of arrest date. Arrest counts for the same period may change over time.

Sumner County Sheriff's Office - NIBRS Agency Crime Overview - 2017

2016 Population Estimate	N/A	Offenses (*)		Arrests (**)		
		Reported	Cleared	Adult	Juvenile	
Offense Overview		Group A Offenses				
		Crimes Against Persons				
Offense Total	1,933	Murder	1	1	1	0
Number Cleared	778	Negligent Manslaughter	0	0	0	0
Percent Cleared	40.25 %	Negligent Vehicular Manslaughter	0	0	0	0
Group A Crimes per 100,000 population	N/A	Kidnapping/Abduction	5	3	3	0
		Forcible Rape	18	9	2	2
		Forcible Sodomy	1	0	0	0
		Sexual Assault W/Object	1	1	1	0
		Forcible Fondling	23	7	2	2
		Incest	0	0	0	0
		Statutory Rape	4	3	2	0
		Aggravated Assault	98	58	51	3
		Simple Assault	387	184	104	31
		Intimidation	72	20	9	0
		Stalking	2	0	0	0
		Commercial Sex Acts	0	0	0	0
		Involuntary Servitude	0	0	0	0
		Crimes Against Property				
		Arson	4	1	1	0
		Bribery	0	0	0	0
		Burglary	128	31	17	2
		Counterfeiting/Forgery	21	10	8	0
		Destruction/Damage/Vandalism	162	39	12	3
		Embezzlement	0	0	0	0
		Extortion/Blackmail	2	0	0	0
		Fraud - False Pretenses	26	3	2	0
		Fraud - Credit Card/ATM	31	3	0	0
		Fraud - Impersonation	11	7	4	1
		Fraud - Welfare	0	0	0	0
		Fraud - Wire	4	1	0	0
		Fraud - Identity Theft	10	0	1	0
		Fraud - Computer Hacking/Invasion	0	0	0	0
		Robbery	8	2	1	0
		Theft - Pocket-picking	7	3	0	0
		Theft - Purse Snatching	0	0	0	0
		Theft - Shoplifting	8	5	5	0
		Theft From Building	46	13	6	0
		Theft From Coin Machine	0	0	0	0
		Theft From Motor Vehicle	60	3	1	0
		Theft of Motor Vehicle Parts	14	0	0	0
		Theft - All Other Larceny	205	28	26	2
		Motor Vehicle Theft	57	11	6	1
		Stolen Property Offenses	6	0	0	0
		Crimes Against Society				
		Animal Cruelty	4	3	2	0
		Drug/Narcotic Violations	268	169	146	21
		Drug/Narcotic Equipment Violations	198	133	31	5
		Gambling - Betting/Wagering	0	0	0	0
		Gambling - Operating/Promoting	0	0	0	0
		Gambling - Equipment Violations	0	0	0	0
		Gambling - Sports Tampering	0	0	0	0
		Pornography/Obscene Material	8	5	3	0
		Prostitution	1	0	0	0
		Prostitution Assisting/Promoting	0	0	0	0
		Purchasing Prostitution	0	0	0	0
		Weapon Law Violations	32	22	10	2
		Total Group A Offenses	1,933	778	457	75
Domestic Violence Victims						
Offense	Reported	Cleared				
Murder	0	0				
Aggravated Assault	60	40				
Simple Assault	260	123				
Intimidation	33	9				
Stalking	2	0				
Forcible Rape	6	4				
Forcible Sodomy	1	0				
Sexual Assault W/Object	0	0				
Forcible Fondling	9	4				
Incest	0	0				
Statutory Rape	2	2				
Kidnapping/Abduction	3	2				
Commercial Sex Acts	0	0				
Involuntary Servitude	0	0				
Total	376	184				
Group B Arrests						
Offense	Adult	Juvenile				
Bad Checks	24	0				
Curfew/Vagrancy	0	1				
Disorderly Conduct	4	5				
DUI	272	0				
Drunkenness	10	0				
Family-Non Violent	13	0				
Liquor Law Violations	1	4				
Peeping Tom	0	0				
Trespass	7	0				
All Other Offenses	2,355	19				
Total Group B	2,686	29				

Crime in Tennessee 2017

(*) Offenses are counted using the FBI Units of Count for Crime

(**) The 'Arrests' column shows arrests made for incidents during the selected period, regardless of arrest date. Arrest counts for the same period may change over time.

Tipton County Sheriff's Office - NIBRS Agency Crime Overview - 2017

2016 Population Estimate		N/A	Offenses (*)		Arrests (**)		
			Reported	Cleared	Adult	Juvenile	
Offense Overview			Group A Offenses				
Crimes Against Persons							
Offense Total	2,266		Murder	2	1	1	0
Number Cleared	768		Negligent Manslaughter	0	0	0	0
Percent Cleared	33.89 %		Negligent Vehicular Manslaughter	0	0	0	0
Group A Crimes per 100,000 population	N/A		Kidnapping/Abduction	4	3	2	0
			Forcible Rape	18	3	2	0
			Forcible Sodomy	3	1	1	0
			Sexual Assault W/Object	1	0	0	0
			Forcible Fondling	29	1	1	0
			Incest	0	0	0	0
			Statutory Rape	7	4	4	0
			Aggravated Assault	114	82	62	2
			Simple Assault	432	216	176	8
			Intimidation	367	41	30	2
			Stalking	1	0	0	0
			Commercial Sex Acts	0	0	0	0
			Involuntary Servitude	0	0	0	0
			Crimes Against Property				
			Arson	4	2	2	0
			Bribery	0	0	0	0
			Burglary	153	22	25	0
			Counterfeiting/Forgery	17	1	1	0
			Destruction/Damage/Vandalism	205	48	14	5
			Embezzlement	0	0	0	0
			Extortion/Blackmail	1	0	0	0
			Fraud - False Pretenses	44	0	0	0
			Fraud - Credit Card/ATM	35	0	0	0
			Fraud - Impersonation	18	2	2	0
			Fraud - Welfare	0	0	0	0
			Fraud - Wire	0	0	0	0
			Fraud - Identity Theft	29	0	0	0
			Fraud - Computer Hacking/Invasion	0	0	0	0
			Robbery	4	2	5	0
			Theft - Pocket-picking	0	0	0	0
			Theft - Purse Snatching	0	0	0	0
			Theft - Shoplifting	8	3	3	0
			Theft From Building	127	12	10	1
			Theft From Coin Machine	0	0	0	0
			Theft From Motor Vehicle	75	5	7	0
			Theft of Motor Vehicle Parts	55	0	0	0
			Theft - All Other Larceny	104	15	13	1
			Motor Vehicle Theft	68	12	3	2
			Stolen Property Offenses	5	5	3	0
			Crimes Against Society				
			Animal Cruelty	3	2	1	0
			Drug/Narcotic Violations	165	146	163	6
			Drug/Narcotic Equipment Violations	118	109	13	0
			Gambling - Betting/Wagering	0	0	0	0
			Gambling - Operating/Promoting	0	0	0	0
			Gambling - Equipment Violations	0	0	0	0
			Gambling - Sports Tampering	0	0	0	0
			Pornography/Obscene Material	8	0	0	0
			Prostitution	0	0	0	0
			Prostitution Assisting/Promoting	0	0	0	0
			Purchasing Prostitution	0	0	0	0
			Weapon Law Violations	42	30	7	1
			Total Group A Offenses	2,266	768	551	28
Domestic Violence Victims							
Offense	Reported	Cleared					
Murder	0	0	Burglary	153	22	25	0
Aggravated Assault	52	43	Counterfeiting/Forgery	17	1	1	0
Simple Assault	332	180	Destruction/Damage/Vandalism	205	48	14	5
Intimidation	154	28	Embezzlement	0	0	0	0
Stalking	1	0	Extortion/Blackmail	1	0	0	0
Forcible Rape	8	3	Fraud - False Pretenses	44	0	0	0
Forcible Sodomy	2	1	Fraud - Credit Card/ATM	35	0	0	0
Sexual Assault W/Object	1	0	Fraud - Impersonation	18	2	2	0
Forcible Fondling	14	0	Fraud - Welfare	0	0	0	0
Incest	0	0	Fraud - Wire	0	0	0	0
Statutory Rape	2	1	Fraud - Identity Theft	29	0	0	0
Kidnapping/Abduction	2	2	Fraud - Computer Hacking/Invasion	0	0	0	0
Commercial Sex Acts	0	0	Robbery	4	2	5	0
Involuntary Servitude	0	0	Theft - Pocket-picking	0	0	0	0
Total	568	258	Theft - Purse Snatching	0	0	0	0
			Theft - Shoplifting	8	3	3	0
			Theft From Building	127	12	10	1
			Theft From Coin Machine	0	0	0	0
			Theft From Motor Vehicle	75	5	7	0
			Theft of Motor Vehicle Parts	55	0	0	0
			Theft - All Other Larceny	104	15	13	1
			Motor Vehicle Theft	68	12	3	2
			Stolen Property Offenses	5	5	3	0
			Group B Arrests				
Offense	Adult	Juvenile					
Bad Checks	4	0					
Curfew/Vagrancy	0	0					
Disorderly Conduct	8	4					
DUI	71	0					
Drunkenness	32	0					
Family-Non Violent	76	16					
Liquor Law Violations	4	4					
Peeping Tom	0	0					
Trespass	8	3					
All Other Offenses	761	1					
Total Group B	964	28					

Crime in Tennessee 2017

(*) Offenses are counted using the FBI Units of Count for Crime

(**) The 'Arrests' column shows arrests made for incidents during the selected period, regardless of arrest date. Arrest counts for the same period may change over time.

Unicoi County Sheriff's Office - NIBRS Agency Crime Overview - 2017

2016 Population Estimate		N/A	Offenses (*)		Arrests (**)	
Offense Overview			Reported	Cleared	Adult	Juvenile
Offense Total		632	3	3	2	0
Number Cleared		498	0	0	0	0
Percent Cleared		78.80 %	0	0	0	0
Group A Crimes per 100,000 population		N/A	2	2	0	0
			2	2	1	0
			0	0	0	0
			0	0	0	0
			0	0	0	0
			1	1	1	0
Total Arrests		996	1	1	1	0
Adult Arrests		987	2	2	2	0
Juvenile Arrests		9	43	42	32	0
Unknown Age		0	78	74	68	0
Arrests per 100,000 population		N/A	21	9	4	1
			2	2	2	0
			0	0	0	0
Average number offenses/incident		1.36	0	0	0	0
			Crimes Against Property			
Domestic Violence Victims			1	1	0	0
Offense	Reported	Cleared	Bribery	0	0	0
Murder	1	1	Burglary	48	16	21
Aggravated Assault	20	19	Counterfeiting/Forgery	1	1	1
Simple Assault	66	64	Destruction/Damage/Vandalism	37	26	10
Intimidation	11	4	Embezzlement	0	0	0
Stalking	1	1	Extortion/Blackmail	1	0	0
Forcible Rape	0	0	Fraud - False Pretenses	9	5	3
Forcible Sodomy	0	0	Fraud - Credit Card/ATM	2	2	0
Sexual Assault W/Object	0	0	Fraud - Impersonation	1	1	0
Forcible Fondling	0	0	Fraud - Welfare	0	0	0
Incest	1	1	Fraud - Wire	0	0	0
Statutory Rape	1	1	Fraud - Identity Theft	0	0	0
Kidnapping/Abduction	0	0	Fraud - Computer Hacking/Invasion	0	0	0
Commercial Sex Acts	0	0	Robbery	2	1	2
Involuntary Servitude	0	0	Theft - Pocket-picking	1	1	0
Total	101	91	Theft - Purse Snatching	0	0	0
			Theft - Shoplifting	58	57	68
Group B Arrests			Theft From Building	37	11	9
Offense	Adult	Juvenile	Theft From Coin Machine	0	0	0
Bad Checks	1	0	Theft From Motor Vehicle	48	30	32
Curfew/Vagrancy	0	0	Theft of Motor Vehicle Parts	2	1	1
Disorderly Conduct	3	1	Theft - All Other Larceny	11	2	1
DUI	37	0	Motor Vehicle Theft	17	6	5
Drunkenness	16	0	Stolen Property Offenses	2	2	2
Family-Non Violent	43	2	Crimes Against Society			
Liquor Law Violations	1	0	Animal Cruelty	2	1	0
Peeping Tom	0	0	Drug/Narcotic Violations	88	88	90
Trespass	11	0	Drug/Narcotic Equipment Violations	97	97	35
All Other Offenses	478	1	Gambling - Betting/Wagering	0	0	0
Total Group B	590	4	Gambling - Operating/Promoting	0	0	0
			Gambling - Equipment Violations	0	0	0
			Gambling - Sports Tampering	0	0	0
			Pornography/Obscene Material	0	0	0
			Prostitution	0	0	0
			Prostitution Assisting/Promoting	0	0	0
			Purchasing Prostitution	0	0	0
			Weapon Law Violations	12	11	4
			Total Group A Offenses	632	498	397
						5

Crime in Tennessee 2017

(*) Offenses are counted using the FBI Units of Count for Crime

(**) The 'Arrests' column shows arrests made for incidents during the selected period, regardless of arrest date. Arrest counts for the same period may change over time.

Union County Sheriff's Office - NIBRS Agency Crime Overview - 2017

2016 Population Estimate		N/A	Offenses (*)		Arrests (**)	
Offense Overview			Reported	Cleared	Adult	Juvenile
Offense Total	689	Group A Offenses				
Number Cleared	394	Crimes Against Persons				
Percent Cleared	57.18 %	Murder	3	3	3	0
Group A Crimes per 100,000 population	N/A	Negligent Manslaughter	0	0	0	0
		Negligent Vehicular Manslaughter	0	0	0	0
		Kidnapping/Abduction	1	0	0	0
		Forcible Rape	1	0	0	0
		Forcible Sodomy	1	1	0	0
		Sexual Assault W/Object	0	0	0	0
		Forcible Fondling	3	0	0	0
		Incest	0	0	0	0
		Statutory Rape	0	0	0	0
		Aggravated Assault	39	34	29	0
		Simple Assault	113	99	74	9
		Intimidation	21	8	5	0
		Stalking	0	0	0	0
		Commercial Sex Acts	0	0	0	0
		Involuntary Servitude	0	0	0	0
		Crimes Against Property				
		Arson	1	0	0	0
		Bribery	0	0	0	0
		Burglary	75	8	8	0
		Counterfeiting/Forgery	3	0	0	0
		Destruction/Damage/Vandalism	44	11	7	0
		Embezzlement	3	0	0	0
		Extortion/Blackmail	0	0	0	0
		Fraud - False Pretenses	9	4	1	0
		Fraud - Credit Card/ATM	2	0	0	0
		Fraud - Impersonation	10	9	10	0
		Fraud - Welfare	0	0	0	0
		Fraud - Wire	1	0	0	0
		Fraud - Identity Theft	5	0	0	0
		Fraud - Computer Hacking/Invasion	0	0	0	0
		Robbery	2	0	0	0
		Theft - Pocket-picking	0	0	0	0
		Theft - Purse Snatching	0	0	0	0
		Theft - Shoplifting	6	4	3	0
		Theft From Building	41	15	12	1
		Theft From Coin Machine	0	0	0	0
		Theft From Motor Vehicle	19	2	2	0
		Theft of Motor Vehicle Parts	17	1	0	0
		Theft - All Other Larceny	57	15	13	1
		Motor Vehicle Theft	25	6	7	0
		Stolen Property Offenses	4	4	4	0
		Crimes Against Society				
		Animal Cruelty	1	0	0	0
		Drug/Narcotic Violations	91	80	79	1
		Drug/Narcotic Equipment Violations	65	65	21	1
		Gambling - Betting/Wagering	0	0	0	0
		Gambling - Operating/Promoting	0	0	0	0
		Gambling - Equipment Violations	0	0	0	0
		Gambling - Sports Tampering	0	0	0	0
		Pornography/Obscene Material	5	5	4	2
		Prostitution	1	1	0	0
		Prostitution Assisting/Promoting	1	1	2	0
		Purchasing Prostitution	0	0	0	0
		Weapon Law Violations	19	18	8	0
		Total Group A Offenses	689	394	292	15
		Crimes Against Property				
		Arson	1	0	0	0
		Bribery	0	0	0	0
		Burglary	75	8	8	0
		Counterfeiting/Forgery	3	0	0	0
		Destruction/Damage/Vandalism	44	11	7	0
		Embezzlement	3	0	0	0
		Extortion/Blackmail	0	0	0	0
		Fraud - False Pretenses	9	4	1	0
		Fraud - Credit Card/ATM	2	0	0	0
		Fraud - Impersonation	10	9	10	0
		Fraud - Welfare	0	0	0	0
		Fraud - Wire	1	0	0	0
		Fraud - Identity Theft	5	0	0	0
		Fraud - Computer Hacking/Invasion	0	0	0	0
		Robbery	2	0	0	0
		Theft - Pocket-picking	0	0	0	0
		Theft - Purse Snatching	0	0	0	0
		Theft - Shoplifting	6	4	3	0
		Theft From Building	41	15	12	1
		Theft From Coin Machine	0	0	0	0
		Theft From Motor Vehicle	19	2	2	0
		Theft of Motor Vehicle Parts	17	1	0	0
		Theft - All Other Larceny	57	15	13	1
		Motor Vehicle Theft	25	6	7	0
		Stolen Property Offenses	4	4	4	0
		Crimes Against Society				
		Animal Cruelty	1	0	0	0
		Drug/Narcotic Violations	91	80	79	1
		Drug/Narcotic Equipment Violations	65	65	21	1
		Gambling - Betting/Wagering	0	0	0	0
		Gambling - Operating/Promoting	0	0	0	0
		Gambling - Equipment Violations	0	0	0	0
		Gambling - Sports Tampering	0	0	0	0
		Pornography/Obscene Material	5	5	4	2
		Prostitution	1	1	0	0
		Prostitution Assisting/Promoting	1	1	2	0
		Purchasing Prostitution	0	0	0	0
		Weapon Law Violations	19	18	8	0
		Total Group A Offenses	689	394	292	15

Crime in Tennessee 2017

(*) Offenses are counted using the FBI Units of Count for Crime

(**) The 'Arrests' column shows arrests made for incidents during the selected period, regardless of arrest date. Arrest counts for the same period may change over time.

Van Buren County Sheriff's Office - NIBRS Agency Crime Overview - 2017

2016 Population Estimate		N/A	Offenses (*)		Arrests (**)		
Offense Overview			Reported	Cleared	Adult	Juvenile	
Offense Total		262	0	0	0	0	
Number Cleared		199	0	0	0	0	
Percent Cleared		75.95 %	0	0	0	0	
Group A Crimes per 100,000 population		N/A	1	1	1	0	
Arrest Overview			0	0	0	0	
Total Arrests		409	0	0	0	0	
Adult Arrests		409	1	1	1	0	
Juvenile Arrests		0	6	6	6	0	
Unknown Age		0	12	12	10	0	
Arrests per 100,000 population		N/A	0	0	0	0	
Average number offenses/incident		1.24	0	0	0	0	
Domestic Violence Victims			Crimes Against Property				
Offense	Reported	Cleared	Arson	1	1	0	0
Murder	0	0	Bribery	0	0	0	0
Aggravated Assault	2	2	Burglary	7	5	5	0
Simple Assault	7	7	Counterfeiting/Forgery	3	2	1	0
Intimidation	0	0	Destruction/Damage/Vandalism	20	6	3	0
Stalking	0	0	Embezzlement	0	0	0	0
Forcible Rape	0	0	Extortion/Blackmail	0	0	0	0
Forcible Sodomy	1	1	Fraud - False Pretenses	0	0	0	0
Sexual Assault W/Object	0	0	Fraud - Credit Card/ATM	0	0	0	0
Forcible Fondling	0	0	Fraud - Impersonation	0	0	0	0
Incest	0	0	Fraud - Welfare	0	0	0	0
Statutory Rape	0	0	Fraud - Wire	0	0	0	0
Kidnapping/Abduction	1	1	Fraud - Identity Theft	0	0	0	0
Commercial Sex Acts	0	0	Fraud - Computer Hacking/Invasion	0	0	0	0
Involuntary Servitude	0	0	Robbery	0	0	0	0
Total	11	11	Theft - Pocket-picking	0	0	0	0
Group B Arrests			Theft - Purse Snatching	0	0	0	0
Offense	Adult	Juvenile	Theft - Shoplifting	0	0	0	0
Bad Checks	0	0	Theft From Building	1	1	1	0
Curfew/Vagrancy	0	0	Theft From Coin Machine	0	0	0	0
Disorderly Conduct	0	0	Theft From Motor Vehicle	4	0	0	0
DUI	10	0	Theft of Motor Vehicle Parts	0	0	0	0
Drunkenness	5	0	Theft - All Other Larceny	54	16	16	0
Family-Non Violent	0	0	Motor Vehicle Theft	7	3	3	0
Liquor Law Violations	0	0	Stolen Property Offenses	1	1	1	0
Peeping Tom	0	0	Crimes Against Society				
Trespass	1	0	Animal Cruelty	0	0	0	0
All Other Offenses	240	0	Drug/Narcotic Violations	93	93	93	0
Total Group B	256	0	Drug/Narcotic Equipment Violations	46	46	8	0
			Gambling - Betting/Wagering	0	0	0	0
			Gambling - Operating/Promoting	0	0	0	0
			Gambling - Equipment Violations	0	0	0	0
			Gambling - Sports Tampering	0	0	0	0
			Pornography/Obscene Material	0	0	0	0
			Prostitution	0	0	0	0
			Prostitution Assisting/Promoting	0	0	0	0
			Purchasing Prostitution	0	0	0	0
			Weapon Law Violations	4	4	3	0
			Total Group A Offenses	262	199	153	0

Crime in Tennessee 2017

(*) Offenses are counted using the FBI Units of Count for Crime

(**) The 'Arrests' column shows arrests made for incidents during the selected period, regardless of arrest date. Arrest counts for the same period may change over time.

Warren County Sheriff's Office - NIBRS Agency Crime Overview - 2017

2016 Population Estimate	N/A	Offenses (*)		Arrests (**)		
		Reported	Cleared	Adult	Juvenile	
Offense Overview		Group A Offenses				
		Crimes Against Persons				
Offense Total	1,035	Murder	1	1	1	0
Number Cleared	551	Negligent Manslaughter	0	0	0	0
Percent Cleared	53.24 %	Negligent Vehicular Manslaughter	0	0	0	0
Group A Crimes per 100,000 population	N/A	Kidnapping/Abduction	6	6	7	0
		Forcible Rape	8	7	3	0
		Forcible Sodomy	0	0	0	0
		Sexual Assault W/Object	0	0	0	0
Arrest Overview		Forcible Fondling	2	2	0	1
Total Arrests	2,225	Incest	0	0	0	0
Adult Arrests	1,969	Statutory Rape	1	0	0	0
Juvenile Arrests	256	Aggravated Assault	53	43	22	0
Unknown Age	0	Simple Assault	186	122	64	22
Arrests per 100,000 population	N/A	Intimidation	46	13	4	1
		Stalking	2	0	0	0
		Commercial Sex Acts	0	0	0	0
Average number offenses/incident	1.22	Involuntary Servitude	0	0	0	0
		Crimes Against Property				
Domestic Violence Victims		Arson	3	2	2	0
Offense	Reported	Cleared	Bribery	0	0	0
Murder	0	0	Burglary	96	12	12
Aggravated Assault	32	26	Counterfeiting/Forgery	1	1	0
Simple Assault	120	72	Destruction/Damage/Vandalism	105	33	12
Intimidation	17	5	Embezzlement	1	0	0
Stalking	1	0	Extortion/Blackmail	1	1	1
Forcible Rape	5	5	Fraud - False Pretenses	3	0	0
Forcible Sodomy	0	0	Fraud - Credit Card/ATM	4	1	0
Sexual Assault W/Object	0	0	Fraud - Impersonation	0	0	0
Forcible Fondling	1	1	Fraud - Welfare	0	0	0
Incest	0	0	Fraud - Wire	0	0	0
Statutory Rape	0	0	Fraud - Identity Theft	0	0	0
Kidnapping/Abduction	3	3	Fraud - Computer Hacking/Invasion	0	0	0
Commercial Sex Acts	0	0	Robbery	3	1	2
Involuntary Servitude	0	0	Theft - Pocket-picking	0	0	0
Total	179	112	Theft - Purse Snatching	0	0	0
			Theft - Shoplifting	13	6	6
Group B Arrests			Theft From Building	61	12	6
Offense	Adult	Juvenile	Theft From Coin Machine	0	0	0
Bad Checks	13	0	Theft From Motor Vehicle	23	2	3
Curfew/Vagrancy	0	0	Theft of Motor Vehicle Parts	18	1	1
Disorderly Conduct	5	10	Theft - All Other Larceny	67	9	8
DUI	36	0	Motor Vehicle Theft	51	14	8
Drunkenness	12	2	Stolen Property Offenses	2	2	3
Family-Non Violent	55	3	Crimes Against Society			
Liquor Law Violations	0	6	Animal Cruelty	0	0	0
Peeping Tom	0	0	Drug/Narcotic Violations	143	135	136
Trespass	16	0	Drug/Narcotic Equipment Violations	100	93	22
All Other Offenses	1,496	187	Gambling - Betting/Wagering	0	0	0
Total Group B	1,633	208	Gambling - Operating/Promoting	0	0	0
			Gambling - Equipment Violations	0	0	0
			Gambling - Sports Tampering	0	0	0
			Pornography/Obscene Material	1	0	0
			Prostitution	0	0	0
			Prostitution Assisting/Promoting	0	0	0
			Purchasing Prostitution	0	0	0
			Weapon Law Violations	34	32	13
			Total Group A Offenses	1,035	551	336
						48

Crime in Tennessee 2017

(*) Offenses are counted using the FBI Units of Count for Crime

(**) The 'Arrests' column shows arrests made for incidents during the selected period, regardless of arrest date. Arrest counts for the same period may change over time.

Washington County Sheriff's Office - NIBRS Agency Crime Overview - 2017

2016 Population Estimate	N/A	Offenses (*)		Arrests (**)			
		Reported	Cleared	Adult	Juvenile		
Offense Overview		Group A Offenses					
		Crimes Against Persons					
Offense Total	2,429	Murder	2	2	1	0	
Number Cleared	1,183	Negligent Manslaughter	0	0	0	0	
Percent Cleared	48.70 %	Negligent Vehicular Manslaughter	0	0	0	0	
Group A Crimes per 100,000 population	N/A	Kidnapping/Abduction	2	1	1	0	
		Forcible Rape	12	4	0	0	
		Forcible Sodomy	2	1	0	0	
		Sexual Assault W/Object	0	0	0	0	
Arrest Overview		Forcible Fondling	17	8	3	1	
Total Arrests	4,067	Incest	2	0	0	0	
Adult Arrests	4,018	Statutory Rape	3	1	1	0	
Juvenile Arrests	49	Aggravated Assault	160	128	94	4	
Unknown Age	0	Simple Assault	511	391	271	13	
Arrests per 100,000 population	N/A	Intimidation	72	17	9	0	
		Stalking	4	1	1	0	
		Commercial Sex Acts	0	0	0	0	
Average number offenses/incident	1.20	Involuntary Servitude	0	0	0	0	
		Crimes Against Property					
Domestic Violence Victims		Arson	8	4	3	0	
Offense	Reported	Cleared	Bribery	0	0	0	0
Murder	0	0	Burglary	210	50	42	1
Aggravated Assault	68	61	Counterfeiting/Forgery	24	12	11	0
Simple Assault	342	301	Destruction/Damage/Vandalism	217	40	23	2
Intimidation	26	10	Embezzlement	2	0	0	0
Stalking	2	1	Extortion/Blackmail	0	0	0	0
Forcible Rape	3	1	Fraud - False Pretenses	12	1	0	0
Forcible Sodomy	0	0	Fraud - Credit Card/ATM	27	3	0	0
Sexual Assault W/Object	0	0	Fraud - Impersonation	17	11	10	0
Forcible Fondling	6	2	Fraud - Welfare	0	0	0	0
Incest	2	0	Fraud - Wire	2	0	0	0
Statutory Rape	0	0	Fraud - Identity Theft	17	2	0	0
Kidnapping/Abduction	1	1	Fraud - Computer Hacking/Invasion	1	0	0	0
Commercial Sex Acts	0	0	Robbery	9	2	4	2
Involuntary Servitude	0	0	Theft - Pocket-picking	2	1	3	0
Total	450	377	Theft - Purse Snatching	1	0	0	0
			Theft - Shoplifting	14	5	7	0
Group B Arrests			Theft From Building	65	14	6	0
Offense	Adult	Juvenile	Theft From Coin Machine	1	0	0	0
Bad Checks	0	0	Theft From Motor Vehicle	286	66	75	0
Curfew/Vagrancy	0	0	Theft of Motor Vehicle Parts	9	1	1	0
Disorderly Conduct	9	3	Theft - All Other Larceny	272	57	32	1
DUI	59	1	Motor Vehicle Theft	73	25	18	0
Drunkenness	56	0	Stolen Property Offenses	6	6	4	0
Family-Non Violent	13	0	Crimes Against Society				
Liquor Law Violations	1	0	Animal Cruelty	8	2	1	0
Peeping Tom	0	0	Drug/Narcotic Violations	191	178	180	7
Trespass	2	0	Drug/Narcotic Equipment Violations	139	126	40	0
All Other Offenses	3,030	13	Gambling - Betting/Wagering	0	0	0	0
Total Group B	3,170	17	Gambling - Operating/Promoting	0	0	0	0
			Gambling - Equipment Violations	0	0	0	0
			Gambling - Sports Tampering	0	0	0	0
			Pornography/Obscene Material	5	1	0	0
			Prostitution	0	0	0	0
			Prostitution Assisting/Promoting	0	0	0	0
			Purchasing Prostitution	0	0	0	0
			Weapon Law Violations	24	22	7	1
			Total Group A Offenses	2,429	1,183	848	32

Crime in Tennessee 2017

(*) Offenses are counted using the FBI Units of Count for Crime

(**) The 'Arrests' column shows arrests made for incidents during the selected period, regardless of arrest date. Arrest counts for the same period may change over time.

Weakley County Sheriff's Office - NIBRS Agency Crime Overview - 2017

2016 Population Estimate		N/A	Offenses (*)		Arrests (**)	
			Reported	Cleared	Adult	Juvenile
Offense Overview			Group A Offenses			
Crimes Against Persons			Crimes Against Persons			
Offense Total	494		0	0	0	0
Number Cleared	317		0	0	0	0
Percent Cleared	64.17 %		0	0	0	0
Group A Crimes per 100,000 population	N/A		3	3	2	0
			1	0	0	0
			1	0	0	0
			0	0	0	0
Arrest Overview			Crimes Against Property			
Total Arrests	1,433		1	1	2	0
Adult Arrests	1,417		1	1	1	0
Juvenile Arrests	16		29	27	14	2
Unknown Age	0		74	60	50	3
Arrests per 100,000 population	N/A		9	7	5	2
			2	1	1	0
			0	0	0	0
Average number offenses/incident	1.36		0	0	0	0
Domestic Violence Victims			Crimes Against Property			
Offense			Arson			
	Reported	Cleared	Bribery			
Murder	0	0	Burglary			
Aggravated Assault	11	9	Counterfeiting/Forgery			
Simple Assault	58	51	Destruction/Damage/Vandalism			
Intimidation	4	3	Embezzlement			
Stalking	1	1	Extortion/Blackmail			
Forcible Rape	0	0	Fraud - False Pretenses			
Forcible Sodomy	1	0	Fraud - Credit Card/ATM			
Sexual Assault W/Object	0	0	Fraud - Impersonation			
Forcible Fondling	1	1	Fraud - Welfare			
Incest	1	1	Fraud - Wire			
Statutory Rape	0	0	Fraud - Identity Theft			
Kidnapping/Abduction	2	2	Fraud - Computer Hacking/Invasion			
Commercial Sex Acts	0	0	Robbery			
Involuntary Servitude	0	0	Theft - Pocket-picking			
Total	79	68	Theft - Purse Snatching			
			Theft - Shoplifting			
Group B Arrests			Theft From Building			
Offense			Theft From Coin Machine			
	Adult	Juvenile	Theft From Motor Vehicle			
Bad Checks	86	0	Theft of Motor Vehicle Parts			
Curfew/Vagrancy	0	0	Theft - All Other Larceny			
Disorderly Conduct	4	0	Motor Vehicle Theft			
DUI	41	0	Stolen Property Offenses			
Drunkenness	3	0	Crimes Against Society			
Family-Non Violent	41	0	Animal Cruelty			
Liquor Law Violations	2	0	Drug/Narcotic Violations			
Peeping Tom	0	0	Drug/Narcotic Equipment Violations			
Trespass	4	0	Gambling - Betting/Wagering			
All Other Offenses	1,008	2	Gambling - Operating/Promoting			
Total Group B	1,189	2	Gambling - Equipment Violations			
			Gambling - Sports Tampering			
			Pornography/Obscene Material			
			Prostitution			
			Prostitution Assisting/Promoting			
			Purchasing Prostitution			
			Weapon Law Violations			
			494	317	228	14
			Total Group A Offenses			

Crime in Tennessee 2017

(*) Offenses are counted using the FBI Units of Count for Crime

(**) The 'Arrests' column shows arrests made for incidents during the selected period, regardless of arrest date. Arrest counts for the same period may change over time.

White County Sheriff's Office - NIBRS Agency Crime Overview - 2017

2016 Population Estimate		N/A	Offenses (*)		Arrests (**)	
			Reported	Cleared	Adult	Juvenile
Offense Overview			Group A Offenses			
			Crimes Against Persons			
Offense Total	1,027		0	0	0	0
Number Cleared	342		0	0	0	0
Percent Cleared	33.30 %		0	0	0	0
Group A Crimes per 100,000 population	N/A		0	0	0	0
			3	1	0	0
			0	0	0	0
			0	0	0	0
Arrest Overview			Crimes Against Property			
Total Arrests	926		5	1	0	0
Adult Arrests	916		0	0	0	0
Juvenile Arrests	10		2	2	0	0
Unknown Age	0		56	40	26	0
Arrests per 100,000 population	N/A		86	62	52	1
			11	0	0	0
			1	0	0	0
			0	0	0	0
Average number offenses/incident	1.24		0	0	0	0
Domestic Violence Victims			Crimes Against Society			
			Arson			
Offense	Reported	Cleared	Bribery			
Murder	0	0	Burglary			
Aggravated Assault	25	20	Counterfeiting/Forgery			
Simple Assault	57	45	Destruction/Damage/Vandalism			
Intimidation	3	0	Embezzlement			
Stalking	0	0	Extortion/Blackmail			
Forcible Rape	0	0	Fraud - False Pretenses			
Forcible Sodomy	0	0	Fraud - Credit Card/ATM			
Sexual Assault W/Object	0	0	Fraud - Impersonation			
Forcible Fondling	0	0	Fraud - Welfare			
Incest	0	0	Fraud - Wire			
Statutory Rape	0	0	Fraud - Identity Theft			
Kidnapping/Abduction	0	0	Fraud - Computer Hacking/Invasion			
Commercial Sex Acts	0	0	Robbery			
Involuntary Servitude	0	0	Theft - Pocket-picking			
Total	85	65	Theft - Purse Snatching			
			Theft - Shoplifting			
			Theft From Building			
			Theft From Coin Machine			
			Theft From Motor Vehicle			
			Theft of Motor Vehicle Parts			
			Theft - All Other Larceny			
			Motor Vehicle Theft			
			Stolen Property Offenses			
			Crimes Against Society			
			Animal Cruelty			
			Drug/Narcotic Violations			
			Drug/Narcotic Equipment Violations			
			Gambling - Betting/Wagering			
			Gambling - Operating/Promoting			
			Gambling - Equipment Violations			
			Gambling - Sports Tampering			
			Pornography/Obscene Material			
			Prostitution			
			Prostitution Assisting/Promoting			
			Purchasing Prostitution			
			Weapon Law Violations			
			1,027	342	249	2
			Total Group A Offenses			

Crime in Tennessee 2017

(*) Offenses are counted using the FBI Units of Count for Crime

(**) The 'Arrests' column shows arrests made for incidents during the selected period, regardless of arrest date. Arrest counts for the same period may change over time.

Williamson County Sheriff's Office - NIBRS Agency Crime Overview - 2017

2016 Population Estimate	N/A	Offenses (*)		Arrests (**)		
		Reported	Cleared	Adult	Juvenile	
Offense Overview		Group A Offenses				
		Crimes Against Persons				
Offense Total	1,685	Murder	1	0	0	0
Number Cleared	1,120	Negligent Manslaughter	0	0	0	0
Percent Cleared	66.47 %	Negligent Vehicular Manslaughter	0	0	0	0
Group A Crimes per 100,000 population	N/A	Kidnapping/Abduction	4	3	2	0
		Forcible Rape	4	0	1	1
		Forcible Sodomy	0	0	0	0
		Sexual Assault W/Object	2	1	0	0
Arrest Overview		Forcible Fondling	23	16	4	3
Total Arrests	3,340	Incest	0	0	0	0
Adult Arrests	3,160	Statutory Rape	2	1	0	0
Juvenile Arrests	180	Aggravated Assault	65	58	31	5
Unknown Age	0	Simple Assault	286	257	93	33
Arrests per 100,000 population	N/A	Intimidation	38	31	7	2
		Stalking	7	6	5	0
		Commercial Sex Acts	0	0	0	0
Average number offenses/incident	1.31	Involuntary Servitude	0	0	0	0
		Crimes Against Property				
Domestic Violence Victims		Arson	3	2	0	0
Offense	Reported	Cleared	Bribery	0	0	0
Murder	0	0	Burglary	99	23	23
Aggravated Assault	23	23	Counterfeiting/Forgery	22	11	11
Simple Assault	149	133	Destruction/Damage/Vandalism	143	57	20
Intimidation	10	9	Embezzlement	6	2	2
Stalking	2	2	Extortion/Blackmail	1	0	0
Forcible Rape	0	0	Fraud - False Pretenses	65	25	14
Forcible Sodomy	0	0	Fraud - Credit Card/ATM	28	5	3
Sexual Assault W/Object	0	0	Fraud - Impersonation	25	8	3
Forcible Fondling	4	3	Fraud - Welfare	0	0	0
Incest	0	0	Fraud - Wire	0	0	0
Statutory Rape	0	0	Fraud - Identity Theft	15	5	0
Kidnapping/Abduction	4	3	Fraud - Computer Hacking/Invasion	1	1	0
Commercial Sex Acts	0	0	Robbery	3	1	0
Involuntary Servitude	0	0	Theft - Pocket-picking	0	0	0
Total	192	173	Theft - Purse Snatching	0	0	0
			Theft - Shoplifting	6	5	5
Group B Arrests			Theft From Building	100	43	10
Offense	Adult	Juvenile	Theft From Coin Machine	0	0	0
Bad Checks	5	0	Theft From Motor Vehicle	70	10	4
Curfew/Vagrancy	0	0	Theft of Motor Vehicle Parts	9	2	0
Disorderly Conduct	8	12	Theft - All Other Larceny	62	12	7
DUI	115	0	Motor Vehicle Theft	27	12	7
Drunkenness	34	3	Stolen Property Offenses	6	6	7
Family-Non Violent	107	1	Crimes Against Society			
Liquor Law Violations	15	8	Animal Cruelty	5	2	0
Peeping Tom	0	0	Drug/Narcotic Violations	295	269	219
Trespass	5	0	Drug/Narcotic Equipment Violations	220	213	43
All Other Offenses	2,332	19	Gambling - Betting/Wagering	0	0	0
Total Group B	2,621	43	Gambling - Operating/Promoting	0	0	0
			Gambling - Equipment Violations	0	0	0
			Gambling - Sports Tampering	0	0	0
			Pornography/Obscene Material	13	4	1
			Prostitution	0	0	0
			Prostitution Assisting/Promoting	0	0	0
			Purchasing Prostitution	0	0	0
			Weapon Law Violations	29	29	17
			Total Group A Offenses	1,685	1,120	539
						137

Crime in Tennessee 2017

(*) Offenses are counted using the FBI Units of Count for Crime

(**) The 'Arrests' column shows arrests made for incidents during the selected period, regardless of arrest date. Arrest counts for the same period may change over time.

Wilson County Sheriff's Office - NIBRS Agency Crime Overview - 2017

2016 Population Estimate	N/A	Offenses (*)		Arrests (**)			
		Reported	Cleared	Adult	Juvenile		
Offense Overview		Group A Offenses					
		Crimes Against Persons					
Offense Total	2,155	Murder	1	1	2	0	
Number Cleared	976	Negligent Manslaughter	0	0	0	0	
Percent Cleared	45.29 %	Negligent Vehicular Manslaughter	0	0	0	0	
Group A Crimes per 100,000 population	N/A	Kidnapping/Abduction	1	0	0	0	
		Forcible Rape	0	0	0	0	
		Forcible Sodomy	0	0	0	0	
		Sexual Assault W/Object	0	0	0	0	
Arrest Overview		Forcible Fondling	2	0	0	0	
Total Arrests	3,984	Incest	0	0	0	0	
Adult Arrests	3,696	Statutory Rape	0	0	0	0	
Juvenile Arrests	288	Aggravated Assault	88	69	54	4	
Unknown Age	0	Simple Assault	362	184	109	60	
Arrests per 100,000 population	N/A	Intimidation	55	34	19	5	
		Stalking	1	1	2	0	
		Commercial Sex Acts	0	0	0	0	
Average number offenses/incident	1.25	Involuntary Servitude	0	0	0	0	
		Crimes Against Property					
Domestic Violence Victims		Arson	4	3	1	0	
Offense	Reported	Cleared	Bribery	0	0	0	0
Murder	0	0	Burglary	236	26	19	2
Aggravated Assault	44	40	Counterfeiting/Forgery	9	9	9	0
Simple Assault	221	108	Destruction/Damage/Vandalism	209	36	7	8
Intimidation	13	7	Embezzlement	0	0	0	0
Stalking	1	1	Extortion/Blackmail	0	0	0	0
Forcible Rape	0	0	Fraud - False Pretenses	34	8	4	1
Forcible Sodomy	0	0	Fraud - Credit Card/ATM	1	1	1	0
Sexual Assault W/Object	0	0	Fraud - Impersonation	25	20	19	1
Forcible Fondling	0	0	Fraud - Welfare	0	0	0	0
Incest	0	0	Fraud - Wire	0	0	0	0
Statutory Rape	0	0	Fraud - Identity Theft	0	0	0	0
Kidnapping/Abduction	1	0	Fraud - Computer Hacking/Invasion	0	0	0	0
Commercial Sex Acts	0	0	Robbery	5	2	3	0
Involuntary Servitude	0	0	Theft - Pocket-picking	0	0	0	0
Total	280	156	Theft - Purse Snatching	0	0	0	0
			Theft - Shoplifting	5	1	0	0
Group B Arrests			Theft From Building	112	25	9	21
Offense	Adult	Juvenile	Theft From Coin Machine	0	0	0	0
Bad Checks	1	0	Theft From Motor Vehicle	144	2	1	0
Curfew/Vagrancy	0	0	Theft of Motor Vehicle Parts	1	0	0	0
Disorderly Conduct	23	34	Theft - All Other Larceny	201	18	9	2
DUI	152	0	Motor Vehicle Theft	104	26	7	9
Drunkenness	89	5	Stolen Property Offenses	1	1	0	0
Family-Non Violent	234	0	Crimes Against Society				
Liquor Law Violations	6	8	Animal Cruelty	0	0	0	0
Peeping Tom	0	0	Drug/Narcotic Violations	340	312	273	42
Trespass	10	4	Drug/Narcotic Equipment Violations	172	156	34	10
All Other Offenses	2,587	69	Gambling - Betting/Wagering	1	0	0	0
Total Group B	3,102	120	Gambling - Operating/Promoting	0	0	0	0
			Gambling - Equipment Violations	0	0	0	0
			Gambling - Sports Tampering	0	0	0	0
			Pornography/Obscene Material	1	1	0	1
			Prostitution	1	1	1	0
			Prostitution Assisting/Promoting	0	0	0	0
			Purchasing Prostitution	0	0	0	0
			Weapon Law Violations	39	39	11	2
			Total Group A Offenses	2,155	976	594	168

Crime in Tennessee 2017

(*) Offenses are counted using the FBI Units of Count for Crime

(**) The 'Arrests' column shows arrests made for incidents during the selected period, regardless of arrest date. Arrest counts for the same period may change over time.

O

E

H

Q

H



**CRIME IN
TENNESSEE
2017**

**POLICE
DEPARTMENTS**

Adamsville Police Department - NIBRS Agency Crime Overview - 2017

2016 Population Estimate		2,204		Offenses (*)		Arrests (**)		
Offense Overview		Group A Offenses		Reported	Cleared	Adult	Juvenile	
Offense Total	173	Crimes Against Persons						
Number Cleared	84	Murder		0	0	0	0	
Percent Cleared	48.55 %	Negligent Manslaughter		0	0	0	0	
Group A Crimes per 100,000 population	7,849.4	Negligent Vehicular Manslaughter		0	0	0	0	
		Kidnapping/Abduction		2	2	1	0	
		Forcible Rape		2	1	0	0	
		Forcible Sodomy		0	0	0	0	
		Sexual Assault W/Object		0	0	0	0	
		Forcible Fondling		0	0	0	0	
		Incest		0	0	0	0	
		Statutory Rape		1	1	1	0	
		Aggravated Assault		17	14	9	0	
		Simple Assault		16	9	8	0	
		Intimidation		4	0	0	0	
		Stalking		2	0	0	0	
		Commercial Sex Acts		0	0	0	0	
		Involuntary Servitude		0	0	0	0	
		Crimes Against Property						
		Arson		0	0	0	0	
		Bribery		0	0	0	0	
		Burglary		7	1	1	0	
		Counterfeiting/Forgery		0	0	0	0	
		Destruction/Damage/Vandalism		10	1	1	0	
		Embezzlement		0	0	0	0	
		Extortion/Blackmail		0	0	0	0	
		Fraud - False Pretenses		1	0	0	0	
		Fraud - Credit Card/ATM		1	0	0	0	
		Fraud - Impersonation		0	0	0	0	
		Fraud - Welfare		0	0	0	0	
		Fraud - Wire		0	0	0	0	
		Fraud - Identity Theft		0	0	0	0	
		Fraud - Computer Hacking/Invasion		0	0	0	0	
		Robbery		0	0	0	0	
		Theft - Pocket-picking		1	0	0	0	
		Theft - Purse Snatching		0	0	0	0	
		Theft - Shoplifting		7	2	2	0	
		Theft From Building		17	3	1	2	
		Theft From Coin Machine		0	0	0	0	
		Theft From Motor Vehicle		7	0	0	0	
		Theft of Motor Vehicle Parts		5	0	0	0	
		Theft - All Other Larceny		15	1	0	1	
		Motor Vehicle Theft		5	2	1	1	
		Stolen Property Offenses		0	0	0	0	
		Crimes Against Society						
		Animal Cruelty		3	2	2	0	
		Drug/Narcotic Violations		27	24	17	0	
		Drug/Narcotic Equipment Violations		18	17	6	0	
		Gambling - Betting/Wagering		0	0	0	0	
		Gambling - Operating/Promoting		0	0	0	0	
		Gambling - Equipment Violations		0	0	0	0	
		Gambling - Sports Tampering		0	0	0	0	
		Pornography/Obscene Material		0	0	0	0	
		Prostitution		0	0	0	0	
		Prostitution Assisting/Promoting		0	0	0	0	
		Purchasing Prostitution		0	0	0	0	
		Weapon Law Violations		5	4	0	0	
		Total Group A Offenses		173	84	50	4	
Domestic Violence Victims								
Offense	Reported	Cleared						
Murder	0	0						
Aggravated Assault	5	3						
Simple Assault	10	8						
Intimidation	0	0						
Stalking	1	0						
Forcible Rape	1	1						
Forcible Sodomy	0	0						
Sexual Assault W/Object	0	0						
Forcible Fondling	0	0						
Incest	0	0						
Statutory Rape	0	0						
Kidnapping/Abduction	2	2						
Commercial Sex Acts	0	0						
Involuntary Servitude	0	0						
Total	19	14						
Group B Arrests								
Offense	Adult	Juvenile						
Bad Checks	0	0						
Curfew/Vagrancy	0	3						
Disorderly Conduct	2	0						
DUI	16	0						
Drunkenness	9	0						
Family-Non Violent	3	2						
Liquor Law Violations	0	1						
Peeping Tom	0	0						
Trespass	6	2						
All Other Offenses	7	0						
Total Group B	43	8						

Crime in Tennessee 2017

(*) Offenses are counted using the FBI Units of Count for Crime

(**) The 'Arrests' column shows arrests made for incidents during the selected period, regardless of arrest date. Arrest counts for the same period may change over time.

Alamo Police Department - NIBRS Agency Crime Overview - 2017

2016 Population Estimate		2,457		Offenses (*)		Arrests (**)		
Offense Overview		Group A Offenses		Reported	Cleared	Adult	Juvenile	
Offense Total	86	Crimes Against Persons						
Number Cleared	48	Murder		0	0	0	0	
Percent Cleared	55.81 %	Negligent Manslaughter		0	0	0	0	
Group A Crimes per 100,000 population	3,500.2	Negligent Vehicular Manslaughter		0	0	0	0	
		Kidnapping/Abduction		0	0	0	0	
		Forcible Rape		0	0	0	0	
		Forcible Sodomy		1	1	1	0	
		Sexual Assault W/Object		0	0	0	0	
		Forcible Fondling		0	0	0	0	
		Incest		0	0	0	0	
		Statutory Rape		0	0	0	0	
		Aggravated Assault		4	3	3	0	
		Simple Assault		29	24	23	0	
		Intimidation		3	1	1	0	
		Stalking		0	0	0	0	
		Commercial Sex Acts		0	0	0	0	
		Involuntary Servitude		1	1	1	0	
		Crimes Against Property						
		Arson		0	0	0	0	
		Bribery		0	0	0	0	
		Burglary		6	3	3	0	
		Counterfeiting/Forgery		2	2	2	0	
		Destruction/Damage/Vandalism		10	2	2	0	
		Embezzlement		0	0	0	0	
		Extortion/Blackmail		0	0	0	0	
		Fraud - False Pretenses		0	0	0	0	
		Fraud - Credit Card/ATM		2	0	0	0	
		Fraud - Impersonation		0	0	0	0	
		Fraud - Welfare		0	0	0	0	
		Fraud - Wire		0	0	0	0	
		Fraud - Identity Theft		0	0	0	0	
		Fraud - Computer Hacking/Invasion		0	0	0	0	
		Robbery		0	0	0	0	
		Theft - Pocket-picking		0	0	0	0	
		Theft - Purse Snatching		0	0	0	0	
		Theft - Shoplifting		3	2	2	0	
		Theft From Building		2	0	0	0	
		Theft From Coin Machine		0	0	0	0	
		Theft From Motor Vehicle		0	0	0	0	
		Theft of Motor Vehicle Parts		1	0	0	0	
		Theft - All Other Larceny		14	3	2	0	
		Motor Vehicle Theft		2	1	2	0	
		Stolen Property Offenses		0	0	0	0	
		Crimes Against Society						
		Animal Cruelty		1	0	0	0	
		Drug/Narcotic Violations		4	4	4	0	
		Drug/Narcotic Equipment Violations		0	0	0	0	
		Gambling - Betting/Wagering		0	0	0	0	
		Gambling - Operating/Promoting		0	0	0	0	
		Gambling - Equipment Violations		0	0	0	0	
		Gambling - Sports Tampering		0	0	0	0	
		Pornography/Obscene Material		0	0	0	0	
		Prostitution		0	0	0	0	
		Prostitution Assisting/Promoting		0	0	0	0	
		Purchasing Prostitution		0	0	0	0	
		Weapon Law Violations		1	1	0	0	
		Total Group A Offenses		86	48	46	0	
Domestic Violence Victims								
Offense	Reported	Cleared						
Murder	0	0						
Aggravated Assault	2	2						
Simple Assault	25	24						
Intimidation	0	0						
Stalking	0	0						
Forcible Rape	0	0						
Forcible Sodomy	1	1						
Sexual Assault W/Object	0	0						
Forcible Fondling	0	0						
Incest	0	0						
Statutory Rape	0	0						
Kidnapping/Abduction	0	0						
Commercial Sex Acts	0	0						
Involuntary Servitude	0	0						
Total	28	27						
Group B Arrests								
Offense	Adult	Juvenile						
Bad Checks	1	0						
Curfew/Vagrancy	0	0						
Disorderly Conduct	2	0						
DUI	2	0						
Drunkenness	3	0						
Family-Non Violent	0	0						
Liquor Law Violations	0	0						
Peeping Tom	1	0						
Trespass	2	0						
All Other Offenses	27	0						
Total Group B	38	0						

Crime in Tennessee 2017

(*) Offenses are counted using the FBI Units of Count for Crime

(**) The 'Arrests' column shows arrests made for incidents during the selected period, regardless of arrest date. Arrest counts for the same period may change over time.

Alcoa Police Department - NIBRS Agency Crime Overview - 2017

2016 Population Estimate		9,874		Offenses (*)		Arrests (**)	
Offense Overview		Group A Offenses		Reported	Cleared	Adult	Juvenile
Offense Total	1,539	Crimes Against Persons					
Number Cleared	743	Murder		2	2	3	0
Percent Cleared	48.28 %	Negligent Manslaughter		1	0	0	0
Group A Crimes per 100,000 population	15,586.4	Negligent Vehicular Manslaughter		0	0	0	0
		Kidnapping/Abduction		3	2	2	0
		Forcible Rape		7	1	0	0
		Forcible Sodomy		0	0	0	0
		Sexual Assault W/Object		0	0	0	0
		Forcible Fondling		9	1	1	0
		Incest		0	0	0	0
		Statutory Rape		2	1	0	0
		Aggravated Assault		64	22	22	1
		Simple Assault		184	69	43	1
		Intimidation		25	4	2	0
		Stalking		2	0	0	0
		Commercial Sex Acts		0	0	0	0
		Involuntary Servitude		0	0	0	0
		Crimes Against Property					
		Arson		4	2	1	0
		Bribery		0	0	0	0
		Burglary		58	17	6	0
		Counterfeiting/Forgery		27	4	7	0
		Destruction/Damage/Vandalism		81	16	3	1
		Embezzlement		7	5	2	0
		Extortion/Blackmail		0	0	0	0
		Fraud - False Pretenses		89	18	2	0
		Fraud - Credit Card/ATM		25	8	3	0
		Fraud - Impersonation		17	14	16	0
		Fraud - Welfare		0	0	0	0
		Fraud - Wire		0	0	0	0
		Fraud - Identity Theft		0	0	1	0
		Fraud - Computer Hacking/Invasion		0	0	0	0
		Robbery		14	5	6	2
		Theft - Pocket-picking		2	0	0	0
		Theft - Purse Snatching		2	2	0	2
		Theft - Shoplifting		269	171	180	12
		Theft From Building		44	3	2	0
		Theft From Coin Machine		5	0	0	0
		Theft From Motor Vehicle		57	7	3	0
		Theft of Motor Vehicle Parts		10	2	1	0
		Theft - All Other Larceny		99	12	35	0
		Motor Vehicle Theft		51	16	6	1
		Stolen Property Offenses		0	0	1	0
		Crimes Against Society					
		Animal Cruelty		0	0	0	0
		Drug/Narcotic Violations		170	150	127	4
		Drug/Narcotic Equipment Violations		193	177	100	2
		Gambling - Betting/Wagering		0	0	0	0
		Gambling - Operating/Promoting		0	0	0	0
		Gambling - Equipment Violations		0	0	0	0
		Gambling - Sports Tampering		0	0	0	0
		Pornography/Obscene Material		1	0	0	0
		Prostitution		0	0	0	0
		Prostitution Assisting/Promoting		0	0	0	0
		Purchasing Prostitution		0	0	0	0
		Weapon Law Violations		15	12	7	0
		Total Group A Offenses		1,539	743	582	26
Domestic Violence Victims							
Offense	Reported	Cleared					
Murder	1	1					
Aggravated Assault	29	16					
Simple Assault	116	46					
Intimidation	7	3					
Stalking	0	0					
Forcible Rape	0	0					
Forcible Sodomy	0	0					
Sexual Assault W/Object	0	0					
Forcible Fondling	1	0					
Incest	0	0					
Statutory Rape	0	0					
Kidnapping/Abduction	3	2					
Commercial Sex Acts	0	0					
Involuntary Servitude	0	0					
Total	157	68					
Group B Arrests							
Offense	Adult	Juvenile					
Bad Checks	0	0					
Curfew/Vagrancy	0	2					
Disorderly Conduct	13	1					
DUI	81	0					
Drunkenness	45	0					
Family-Non Violent	7	0					
Liquor Law Violations	3	5					
Peeping Tom	0	0					
Trespass	15	0					
All Other Offenses	193	10					
Total Group B	357	18					

Crime in Tennessee 2017

(*) Offenses are counted using the FBI Units of Count for Crime

(**) The 'Arrests' column shows arrests made for incidents during the selected period, regardless of arrest date. Arrest counts for the same period may change over time.

Alexandria Police Department - NIBRS Agency Crime Overview - 2017

2016 Population Estimate		972		Offenses (*)		Arrests (**)	
Offense Overview		Group A Offenses		Reported	Cleared	Adult	Juvenile
Offense Total	51	Crimes Against Persons		0	0	0	0
Number Cleared	23	Murder		0	0	0	0
Percent Cleared	45.10 %	Negligent Manslaughter		0	0	0	0
Group A Crimes per 100,000 population	5,246.9	Negligent Vehicular Manslaughter		0	0	0	0
		Kidnapping/Abduction		0	0	0	0
		Forcible Rape		0	0	0	0
		Forcible Sodomy		0	0	0	0
		Sexual Assault W/Object		0	0	0	0
		Forcible Fondling		0	0	0	0
		Incest		0	0	0	0
		Statutory Rape		0	0	0	0
		Aggravated Assault		0	0	0	0
		Simple Assault		7	5	5	0
		Intimidation		0	0	0	0
		Stalking		0	0	0	0
		Commercial Sex Acts		0	0	0	0
		Involuntary Servitude		0	0	0	0
		Crimes Against Property					
		Arson		0	0	0	0
		Bribery		0	0	0	0
		Burglary		5	0	0	0
		Counterfeiting/Forgery		0	0	0	0
		Destruction/Damage/Vandalism		9	2	2	0
		Embezzlement		0	0	0	0
		Extortion/Blackmail		1	0	0	0
		Fraud - False Pretenses		0	0	0	0
		Fraud - Credit Card/ATM		1	1	1	0
		Fraud - Impersonation		1	1	1	0
		Fraud - Welfare		0	0	0	0
		Fraud - Wire		0	0	0	0
		Fraud - Identity Theft		1	1	1	0
		Fraud - Computer Hacking/Invasion		0	0	0	0
		Robbery		0	0	0	0
		Theft - Pocket-picking		0	0	0	0
		Theft - Purse Snatching		0	0	0	0
		Theft - Shoplifting		2	2	2	0
		Theft From Building		0	0	0	0
		Theft From Coin Machine		0	0	0	0
		Theft From Motor Vehicle		5	1	1	0
		Theft of Motor Vehicle Parts		2	0	0	0
		Theft - All Other Larceny		5	2	2	0
		Motor Vehicle Theft		3	0	0	0
		Stolen Property Offenses		0	0	0	0
		Crimes Against Society					
		Animal Cruelty		0	0	0	0
		Drug/Narcotic Violations		4	4	4	0
		Drug/Narcotic Equipment Violations		3	2	0	0
		Gambling - Betting/Wagering		0	0	0	0
		Gambling - Operating/Promoting		0	0	0	0
		Gambling - Equipment Violations		0	0	0	0
		Gambling - Sports Tampering		0	0	0	0
		Pornography/Obscene Material		0	0	0	0
		Prostitution		0	0	0	0
		Prostitution Assisting/Promoting		0	0	0	0
		Purchasing Prostitution		0	0	0	0
		Weapon Law Violations		2	2	1	0
		Total Group A Offenses		51	23	20	0
Domestic Violence Victims							
Offense	Reported	Cleared					
Murder	0	0					
Aggravated Assault	0	0					
Simple Assault	3	3					
Intimidation	0	0					
Stalking	0	0					
Forcible Rape	0	0					
Forcible Sodomy	0	0					
Sexual Assault W/Object	0	0					
Forcible Fondling	0	0					
Incest	0	0					
Statutory Rape	0	0					
Kidnapping/Abduction	0	0					
Commercial Sex Acts	0	0					
Involuntary Servitude	0	0					
Total	3	3					
Group B Arrests							
Offense	Adult	Juvenile					
Bad Checks	0	0					
Curfew/Vagrancy	0	0					
Disorderly Conduct	2	0					
DUI	2	0					
Drunkenness	0	0					
Family-Non Violent	0	0					
Liquor Law Violations	0	0					
Peeping Tom	0	0					
Trespass	2	0					
All Other Offenses	3	0					
Total Group B	9	0					

Crime in Tennessee 2017

(*) Offenses are counted using the FBI Units of Count for Crime

(**) The 'Arrests' column shows arrests made for incidents during the selected period, regardless of arrest date. Arrest counts for the same period may change over time.

Algood Police Department - NIBRS Agency Crime Overview - 2017

2016 Population Estimate		4,193		Offenses (*)		Arrests (**)	
				Reported	Cleared	Adult	Juvenile
Offense Overview				Group A Offenses			
Crimes Against Persons				Crimes Against Persons			
Offense Total	261	Murder	0	0	0	0	
Number Cleared	131	Negligent Manslaughter	0	0	0	0	
Percent Cleared	50.19 %	Negligent Vehicular Manslaughter	0	0	0	0	
Group A Crimes per 100,000 population	6,224.7	Kidnapping/Abduction	0	0	0	0	
		Forcible Rape	1	0	0	0	
		Forcible Sodomy	0	0	0	0	
		Sexual Assault W/Object	0	0	0	0	
		Forcible Fondling	0	0	0	0	
		Incest	0	0	0	0	
		Statutory Rape	0	0	0	0	
		Aggravated Assault	6	5	5	0	
		Simple Assault	27	16	12	0	
		Intimidation	3	1	1	0	
		Stalking	0	0	0	0	
		Commercial Sex Acts	0	0	0	0	
		Involuntary Servitude	0	0	0	0	
Arrest Overview				Crimes Against Property			
Domestic Violence Victims				Arson			
Offense		Reported	Cleared	Bribery		Arson	
Murder	0	0	Burglary		Arson		
Aggravated Assault	1	1	Counterfeiting/Forgery		Arson		
Simple Assault	14	11	Destruction/Damage/Vandalism		Arson		
Intimidation	1	1	Embezzlement		Arson		
Stalking	0	0	Extortion/Blackmail		Arson		
Forcible Rape	0	0	Fraud - False Pretenses		Arson		
Forcible Sodomy	0	0	Fraud - Credit Card/ATM		Arson		
Sexual Assault W/Object	0	0	Fraud - Impersonation		Arson		
Forcible Fondling	0	0	Fraud - Welfare		Arson		
Incest	0	0	Fraud - Wire		Arson		
Statutory Rape	0	0	Fraud - Identity Theft		Arson		
Kidnapping/Abduction	0	0	Fraud - Computer Hacking/Invasion		Arson		
Commercial Sex Acts	0	0	Robbery		Arson		
Involuntary Servitude	0	0	Theft - Pocket-picking		Arson		
Total	16	13	Theft - Purse Snatching		Arson		
Group B Arrests				Theft - Shoplifting		Arson	
Offense		Adult	Juvenile	Theft From Building		Arson	
Bad Checks	0	0	Theft From Coin Machine		Arson		
Curfew/Vagrancy	0	0	Theft From Motor Vehicle		Arson		
Disorderly Conduct	2	0	Theft of Motor Vehicle Parts		Arson		
DUI	17	0	Theft - All Other Larceny		Arson		
Drunkenness	14	0	Motor Vehicle Theft		Arson		
Family-Non Violent	0	0	Stolen Property Offenses		Arson		
Liquor Law Violations	0	0	Crimes Against Society				
Peeping Tom	0	0	Animal Cruelty		Arson		
Trespass	11	0	Drug/Narcotic Violations		Arson		
All Other Offenses	25	0	Drug/Narcotic Equipment Violations		Arson		
Total Group B	69	0	Gambling - Betting/Wagering		Arson		
			Gambling - Operating/Promoting		Arson		
			Gambling - Equipment Violations		Arson		
			Gambling - Sports Tampering		Arson		
			Pornography/Obscene Material		Arson		
			Prostitution		Arson		
			Prostitution Assisting/Promoting		Arson		
			Purchasing Prostitution		Arson		
			Weapon Law Violations		Arson		
			Total Group A Offenses		Arson		
			261	131	124	3	

Crime in Tennessee 2017

(*) Offenses are counted using the FBI Units of Count for Crime

(**) The 'Arrests' column shows arrests made for incidents during the selected period, regardless of arrest date. Arrest counts for the same period may change over time.

Ardmore Police Department - NIBRS Agency Crime Overview - 2017

2016 Population Estimate		1,216		Offenses (*)		Arrests (**)	
Offense Overview				Reported	Cleared	Adult	Juvenile
Offense Total		77		0	0	0	0
Number Cleared		22		0	0	0	0
Percent Cleared		28.57 %		0	0	0	0
Group A Crimes per 100,000 population		6,332.2		0	0	0	0
Arrest Overview				0	0	0	0
Total Arrests		35		0	0	0	0
Adult Arrests		35		0	0	0	0
Juvenile Arrests		0		1	0	0	0
Unknown Age		0		13	7	6	0
Arrests per 100,000 population		2,878.3		11	0	0	0
Average number offenses/incident		1.13		0	0	0	0
Domestic Violence Victims				0	0	0	0
Offense	Reported	Cleared					
Murder	0	0	Arson	0	0	0	0
Aggravated Assault	1	0	Bribery	0	0	0	0
Simple Assault	5	4	Burglary	3	0	0	0
Intimidation	4	0	Counterfeiting/Forgery	2	0	0	0
Stalking	0	0	Destruction/Damage/Vandalism	6	0	0	0
Forcible Rape	0	0	Embezzlement	2	2	2	0
Forcible Sodomy	0	0	Extortion/Blackmail	0	0	0	0
Sexual Assault W/Object	0	0	Fraud - False Pretenses	0	0	0	0
Forcible Fondling	0	0	Fraud - Credit Card/ATM	1	0	0	0
Incest	0	0	Fraud - Impersonation	1	0	0	0
Statutory Rape	0	0	Fraud - Welfare	0	0	0	0
Kidnapping/Abduction	0	0	Fraud - Wire	0	0	0	0
Commercial Sex Acts	0	0	Fraud - Identity Theft	0	0	0	0
Involuntary Servitude	0	0	Fraud - Computer Hacking/Invasion	0	0	0	0
Total	10	4	Robbery	2	1	1	0
Group B Arrests				0	0	0	0
Offense	Adult	Juvenile	Theft - Pocket-picking	0	0	0	0
Bad Checks	0	0	Theft - Purse Snatching	0	0	0	0
Curfew/Vagrancy	0	0	Theft - Shoplifting	2	0	0	0
Disorderly Conduct	1	0	Theft From Building	2	1	1	0
DUI	6	0	Theft From Coin Machine	0	0	0	0
Drunkenness	5	0	Theft From Motor Vehicle	9	0	0	0
Family-Non Violent	0	0	Theft of Motor Vehicle Parts	2	0	0	0
Liquor Law Violations	0	0	Theft - All Other Larceny	6	1	1	0
Peeping Tom	0	0	Motor Vehicle Theft	0	0	0	0
Trespass	0	0	Stolen Property Offenses	1	0	0	0
All Other Offenses	6	0	Crimes Against Society				
Total Group B	18	0	Animal Cruelty	0	0	0	0
				7	5	5	0
				5	4	1	0
				0	0	0	0
				0	0	0	0
				0	0	0	0
				0	0	0	0
				0	0	0	0
				0	0	0	0
				0	0	0	0
				0	0	0	0
				0	0	0	0
				0	0	0	0
				0	0	0	0
				1	1	0	0
				77	22	17	0

Crime in Tennessee 2017

(*) Offenses are counted using the FBI Units of Count for Crime

(**) The 'Arrests' column shows arrests made for incidents during the selected period, regardless of arrest date. Arrest counts for the same period may change over time.

Ashland City Police Department - NIBRS Agency Crime Overview - 2017

2016 Population Estimate		4,641		Offenses (*)		Arrests (**)		
Offense Overview		Group A Offenses		Reported	Cleared	Adult	Juvenile	
Offense Total	507	Crimes Against Persons						
Number Cleared	257	Murder		0	0	0	0	
Percent Cleared	50.69 %	Negligent Manslaughter		0	0	0	0	
Group A Crimes per 100,000 population	10,924.4	Negligent Vehicular Manslaughter		0	0	0	0	
		Kidnapping/Abduction		0	0	0	0	
		Forcible Rape		1	1	1	0	
		Forcible Sodomy		0	0	0	0	
		Sexual Assault W/Object		0	0	0	0	
		Forcible Fondling		4	4	2	0	
		Incest		0	0	0	0	
		Statutory Rape		0	0	0	0	
		Aggravated Assault		16	10	8	1	
		Simple Assault		57	33	24	1	
		Intimidation		38	5	3	0	
		Stalking		0	0	0	0	
		Commercial Sex Acts		1	1	0	0	
		Involuntary Servitude		0	0	0	0	
		Crimes Against Property						
		Arson		0	0	0	0	
		Bribery		0	0	0	0	
		Burglary		22	4	3	0	
		Counterfeiting/Forgery		20	5	4	0	
		Destruction/Damage/Vandalism		34	10	3	1	
		Embezzlement		3	1	1	0	
		Extortion/Blackmail		0	0	0	0	
		Fraud - False Pretenses		11	6	5	0	
		Fraud - Credit Card/ATM		13	2	2	0	
		Fraud - Impersonation		7	4	3	0	
		Fraud - Welfare		0	0	0	0	
		Fraud - Wire		0	0	0	0	
		Fraud - Identity Theft		0	0	0	0	
		Fraud - Computer Hacking/Invasion		0	0	0	0	
		Robbery		0	0	0	0	
		Theft - Pocket-picking		0	0	0	0	
		Theft - Purse Snatching		0	0	0	0	
		Theft - Shoplifting		83	58	59	2	
		Theft From Building		5	1	1	0	
		Theft From Coin Machine		0	0	0	0	
		Theft From Motor Vehicle		14	0	0	0	
		Theft of Motor Vehicle Parts		4	0	0	0	
		Theft - All Other Larceny		65	14	14	0	
		Motor Vehicle Theft		14	5	6	2	
		Stolen Property Offenses		4	4	1	3	
		Crimes Against Society						
		Animal Cruelty		0	0	0	0	
		Drug/Narcotic Violations		51	49	44	0	
		Drug/Narcotic Equipment Violations		29	29	5	0	
		Gambling - Betting/Wagering		0	0	0	0	
		Gambling - Operating/Promoting		0	0	0	0	
		Gambling - Equipment Violations		0	0	0	0	
		Gambling - Sports Tampering		0	0	0	0	
		Pornography/Obscene Material		1	1	0	1	
		Prostitution		0	0	0	0	
		Prostitution Assisting/Promoting		0	0	0	0	
		Purchasing Prostitution		1	1	1	0	
		Weapon Law Violations		9	9	6	0	
		Total Group A Offenses		507	257	196	11	
Domestic Violence Victims								
Offense	Reported	Cleared						
Murder	0	0						
Aggravated Assault	6	6						
Simple Assault	35	24						
Intimidation	10	1						
Stalking	0	0						
Forcible Rape	1	1						
Forcible Sodomy	0	0						
Sexual Assault W/Object	0	0						
Forcible Fondling	0	0						
Incest	0	0						
Statutory Rape	0	0						
Kidnapping/Abduction	0	0						
Commercial Sex Acts	0	0						
Involuntary Servitude	0	0						
Total	52	32						
Group B Arrests								
Offense	Adult	Juvenile						
Bad Checks	0	0						
Curfew/Vagrancy	0	0						
Disorderly Conduct	1	0						
DUI	18	0						
Drunkenness	9	0						
Family-Non Violent	3	0						
Liquor Law Violations	5	1						
Peeping Tom	0	0						
Trespass	4	0						
All Other Offenses	410	1						
Total Group B	450	2						

Crime in Tennessee 2017

(*) Offenses are counted using the FBI Units of Count for Crime

(**) The 'Arrests' column shows arrests made for incidents during the selected period, regardless of arrest date. Arrest counts for the same period may change over time.

Athens Police Department - NIBRS Agency Crime Overview - 2017

2016 Population Estimate		13,748		Offenses (*)		Arrests (**)	
				Reported	Cleared	Adult	Juvenile
Offense Overview				Group A Offenses			
Crimes Against Persons				Crimes Against Persons			
Offense Total	2,626	Murder	0	0	0	0	
Number Cleared	973	Negligent Manslaughter	0	0	0	0	
Percent Cleared	37.05 %	Negligent Vehicular Manslaughter	0	0	0	0	
Group A Crimes per 100,000 population	19,101.0	Kidnapping/Abduction	4	3	3	0	
		Forcible Rape	11	0	0	0	
		Forcible Sodomy	1	0	0	0	
		Sexual Assault W/Object	0	0	0	0	
		Forcible Fondling	3	0	0	0	
		Incest	0	0	0	0	
		Statutory Rape	1	0	0	0	
		Aggravated Assault	96	49	33	2	
		Simple Assault	434	121	74	16	
		Intimidation	63	4	0	0	
		Stalking	3	3	3	0	
		Commercial Sex Acts	0	0	0	0	
		Involuntary Servitude	0	0	0	0	
		Crimes Against Property					
		Arson	3	0	0	0	
		Bribery	0	0	0	0	
		Burglary	139	22	19	3	
		Counterfeiting/Forgery	54	9	7	0	
		Destruction/Damage/Vandalism	176	40	16	1	
		Embezzlement	20	2	2	0	
		Extortion/Blackmail	0	0	0	0	
		Fraud - False Pretenses	130	23	11	0	
		Fraud - Credit Card/ATM	52	9	2	0	
		Fraud - Impersonation	28	25	21	1	
		Fraud - Welfare	0	0	0	0	
		Fraud - Wire	4	0	0	0	
		Fraud - Identity Theft	0	0	0	0	
		Fraud - Computer Hacking/Invasion	0	0	0	0	
		Robbery	15	4	4	1	
		Theft - Pocket-picking	1	0	0	0	
		Theft - Purse Snatching	1	0	0	0	
		Theft - Shoplifting	279	91	92	2	
		Theft From Building	182	14	7	2	
		Theft From Coin Machine	5	0	0	0	
		Theft From Motor Vehicle	83	6	3	0	
		Theft of Motor Vehicle Parts	41	5	2	0	
		Theft - All Other Larceny	137	7	5	1	
		Motor Vehicle Theft	79	20	15	0	
		Stolen Property Offenses	17	14	13	0	
		Crimes Against Society					
		Animal Cruelty	4	0	0	0	
		Drug/Narcotic Violations	285	257	240	13	
		Drug/Narcotic Equipment Violations	234	214	66	3	
		Gambling - Betting/Wagering	0	0	0	0	
		Gambling - Operating/Promoting	0	0	0	0	
		Gambling - Equipment Violations	0	0	0	0	
		Gambling - Sports Tampering	0	0	0	0	
		Pornography/Obscene Material	3	1	0	2	
		Prostitution	0	0	0	0	
		Prostitution Assisting/Promoting	0	0	0	0	
		Purchasing Prostitution	0	0	0	0	
		Weapon Law Violations	38	30	9	2	
		Total Group A Offenses	2,626	973	647	49	
Domestic Violence Victims							
Offense	Reported	Cleared					
Murder	0	0					
Aggravated Assault	30	18					
Simple Assault	198	67					
Intimidation	17	0					
Stalking	1	1					
Forcible Rape	2	0					
Forcible Sodomy	0	0					
Sexual Assault W/Object	0	0					
Forcible Fondling	1	0					
Incest	0	0					
Statutory Rape	0	0					
Kidnapping/Abduction	2	2					
Commercial Sex Acts	0	0					
Involuntary Servitude	0	0					
Total	251	88					
Group B Arrests							
Offense	Adult	Juvenile					
Bad Checks	0	0					
Curfew/Vagrancy	0	22					
Disorderly Conduct	27	0					
DUI	43	0					
Drunkenness	76	0					
Family-Non Violent	1	0					
Liquor Law Violations	43	2					
Peeping Tom	0	0					
Trespass	19	0					
All Other Offenses	44	3					
Total Group B	253	27					

Crime in Tennessee 2017

(*) Offenses are counted using the FBI Units of Count for Crime

(**) The 'Arrests' column shows arrests made for incidents during the selected period, regardless of arrest date. Arrest counts for the same period may change over time.

Atoka Police Department - NIBRS Agency Crime Overview - 2017

2016 Population Estimate		9,095		Offenses (*)		Arrests (**)		
Offense Overview				Reported	Cleared	Adult	Juvenile	
Offense Total		284		0	0	0	0	
Number Cleared		138		0	0	0	0	
Percent Cleared		48.59 %		0	0	0	0	
Group A Crimes per 100,000 population		3,122.6		0	0	0	0	
Arrest Overview				0	0	0	0	
Total Arrests		159		0	0	0	0	
Adult Arrests		122		0	0	0	0	
Juvenile Arrests		37		14	12	8	1	
Unknown Age		0		52	43	28	11	
Arrests per 100,000 population		1,748.2		7	4	2	0	
Average number offenses/incident		1.17		0	0	0	0	
Domestic Violence Victims				0	0	0	0	
Offense	Reported	Cleared						
Murder	0	0	Arson	0	0	0	0	
Aggravated Assault	8	7	Bribery	0	0	0	0	
Simple Assault	37	31	Burglary	19	2	2	0	
Intimidation	4	2	Counterfeiting/Forgery	3	2	1	1	
Stalking	0	0	Destruction/Damage/Vandalism	17	3	1	0	
Forcible Rape	0	0	Embezzlement	0	0	0	0	
Forcible Sodomy	0	0	Extortion/Blackmail	0	0	0	0	
Sexual Assault W/Object	0	0	Fraud - False Pretenses	3	0	0	0	
Forcible Fondling	0	0	Fraud - Credit Card/ATM	10	1	2	0	
Incest	0	0	Fraud - Impersonation	5	0	0	0	
Statutory Rape	0	0	Fraud - Welfare	0	0	0	0	
Kidnapping/Abduction	0	0	Fraud - Wire	2	0	0	0	
Commercial Sex Acts	0	0	Fraud - Identity Theft	5	0	0	0	
Involuntary Servitude	0	0	Fraud - Computer Hacking/Invasion	0	0	0	0	
Total	49	40	Robbery	0	0	0	0	
Group B Arrests				Theft - Pocket-picking	0	0	0	
Offense	Adult	Juvenile						
Bad Checks	0	0	Theft - Purse Snatching	0	0	0	0	
Curfew/Vagrancy	0	7	Theft - Shoplifting	20	6	5	1	
Disorderly Conduct	2	10	Theft From Building	21	2	0	1	
DUI	10	1	Theft From Coin Machine	2	0	0	0	
Drunkenness	4	0	Theft From Motor Vehicle	14	1	1	0	
Family-Non Violent	0	0	Theft of Motor Vehicle Parts	4	0	0	0	
Liquor Law Violations	1	2	Theft - All Other Larceny	21	1	1	0	
Peeping Tom	0	0	Motor Vehicle Theft	3	1	0	1	
Trespass	2	0	Stolen Property Offenses	2	1	1	0	
All Other Offenses	2	1	Crimes Against Society					
Total Group B	21	21	Animal Cruelty	0	0	0	0	
				Drug/Narcotic Violations	40	39	43	
				Drug/Narcotic Equipment Violations	19	19	6	
				Gambling - Betting/Wagering	0	0	0	
				Gambling - Operating/Promoting	0	0	0	
				Gambling - Equipment Violations	0	0	0	
				Gambling - Sports Tampering	0	0	0	
				Pornography/Obscene Material	0	0	0	
				Prostitution	0	0	0	
				Prostitution Assisting/Promoting	0	0	0	
				Purchasing Prostitution	0	0	0	
				Weapon Law Violations	1	1	0	
				Total Group A Offenses	284	138	101	
							16	

Crime in Tennessee 2017

(*) Offenses are counted using the FBI Units of Count for Crime

(**) The 'Arrests' column shows arrests made for incidents during the selected period, regardless of arrest date. Arrest counts for the same period may change over time.

Baileyton Police Department - NIBRS Agency Crime Overview - 2017

2016 Population Estimate		434		Offenses (*)		Arrests (**)	
				Reported	Cleared	Adult	Juvenile
Offense Overview				Group A Offenses			
				Crimes Against Persons			
Offense Total	64	Murder		0	0	0	0
Number Cleared	34	Negligent Manslaughter		0	0	0	0
Percent Cleared	53.13 %	Negligent Vehicular Manslaughter		0	0	0	0
Group A Crimes per 100,000 population	14,746.5	Kidnapping/Abduction		0	0	0	0
		Forcible Rape		0	0	0	0
		Forcible Sodomy		0	0	0	0
		Sexual Assault W/Object		0	0	0	0
		Forcible Fondling		0	0	0	0
		Incest		0	0	0	0
		Statutory Rape		0	0	0	0
		Aggravated Assault		0	0	0	0
		Simple Assault		5	2	2	0
		Intimidation		3	0	0	0
		Stalking		0	0	0	0
		Commercial Sex Acts		0	0	0	0
		Involuntary Servitude		0	0	0	0
		Crimes Against Property					
		Arson		0	0	0	0
		Bribery		0	0	0	0
		Burglary		5	0	0	0
		Counterfeiting/Forgery		9	0	0	0
		Destruction/Damage/Vandalism		1	0	0	0
		Embezzlement		0	0	0	0
		Extortion/Blackmail		0	0	0	0
		Fraud - False Pretenses		0	0	0	0
		Fraud - Credit Card/ATM		1	1	0	0
		Fraud - Impersonation		0	0	0	0
		Fraud - Welfare		0	0	0	0
		Fraud - Wire		0	0	0	0
		Fraud - Identity Theft		1	1	1	0
		Fraud - Computer Hacking/Invasion		0	0	0	0
		Robbery		0	0	0	0
		Theft - Pocket-picking		0	0	0	0
		Theft - Purse Snatching		0	0	0	0
		Theft - Shoplifting		10	10	11	0
		Theft From Building		2	0	0	0
		Theft From Coin Machine		0	0	0	0
		Theft From Motor Vehicle		2	0	0	0
		Theft of Motor Vehicle Parts		1	0	0	0
		Theft - All Other Larceny		3	0	0	0
		Motor Vehicle Theft		2	2	0	2
		Stolen Property Offenses		1	1	1	0
		Crimes Against Society					
		Animal Cruelty		0	0	0	0
		Drug/Narcotic Violations		9	9	9	0
		Drug/Narcotic Equipment Violations		7	6	4	0
		Gambling - Betting/Wagering		0	0	0	0
		Gambling - Operating/Promoting		0	0	0	0
		Gambling - Equipment Violations		0	0	0	0
		Gambling - Sports Tampering		0	0	0	0
		Pornography/Obscene Material		0	0	0	0
		Prostitution		0	0	0	0
		Prostitution Assisting/Promoting		0	0	0	0
		Purchasing Prostitution		0	0	0	0
		Weapon Law Violations		2	2	1	0
		Total Group A Offenses		64	34	29	2
Arrest Overview							
Total Arrests	45						
Adult Arrests	43						
Juvenile Arrests	2						
Unknown Age	0						
Arrests per 100,000 population	10,368.7						
Average number offenses/incident	1.16						
Domestic Violence Victims							
Offense	Reported	Cleared					
Murder	0	0					
Aggravated Assault	0	0					
Simple Assault	4	1					
Intimidation	3	0					
Stalking	0	0					
Forcible Rape	0	0					
Forcible Sodomy	0	0					
Sexual Assault W/Object	0	0					
Forcible Fondling	0	0					
Incest	0	0					
Statutory Rape	0	0					
Kidnapping/Abduction	0	0					
Commercial Sex Acts	0	0					
Involuntary Servitude	0	0					
Total	7	1					
Group B Arrests							
Offense	Adult	Juvenile					
Bad Checks	0	0					
Curfew/Vagrancy	0	0					
Disorderly Conduct	0	0					
DUI	3	0					
Drunkenness	1	0					
Family-Non Violent	0	0					
Liquor Law Violations	0	0					
Peeping Tom	0	0					
Trespass	0	0					
All Other Offenses	10	0					
Total Group B	14	0					

Crime in Tennessee 2017

(*) Offenses are counted using the FBI Units of Count for Crime

(**) The 'Arrests' column shows arrests made for incidents during the selected period, regardless of arrest date. Arrest counts for the same period may change over time.

Baneberry Police Department - NIBRS Agency Crime Overview - 2017

2016 Population Estimate		530		Offenses (*)		Arrests (**)		
Offense Overview		Group A Offenses		Reported	Cleared	Adult	Juvenile	
Offense Total	3	Crimes Against Persons						
Number Cleared	3	Murder		0	0	0	0	
Percent Cleared	100.00 %	Negligent Manslaughter		0	0	0	0	
Group A Crimes per 100,000 population	566.0	Negligent Vehicular Manslaughter		0	0	0	0	
		Kidnapping/Abduction		0	0	0	0	
		Forcible Rape		0	0	0	0	
		Forcible Sodomy		0	0	0	0	
		Sexual Assault W/Object		0	0	0	0	
		Forcible Fondling		0	0	0	0	
		Incest		0	0	0	0	
		Statutory Rape		0	0	0	0	
		Aggravated Assault		0	0	0	0	
		Simple Assault		0	0	0	0	
		Intimidation		1	1	1	0	
		Stalking		0	0	0	0	
		Commercial Sex Acts		0	0	0	0	
		Involuntary Servitude		0	0	0	0	
		Crimes Against Property						
		Arson		0	0	0	0	
		Bribery		0	0	0	0	
		Burglary		0	0	0	0	
		Counterfeiting/Forgery		0	0	0	0	
		Destruction/Damage/Vandalism		0	0	0	0	
		Embezzlement		0	0	0	0	
		Extortion/Blackmail		0	0	0	0	
		Fraud - False Pretenses		0	0	0	0	
		Fraud - Credit Card/ATM		0	0	0	0	
		Fraud - Impersonation		0	0	0	0	
		Fraud - Welfare		0	0	0	0	
		Fraud - Wire		0	0	0	0	
		Fraud - Identity Theft		0	0	0	0	
		Fraud - Computer Hacking/Invasion		0	0	0	0	
		Robbery		0	0	0	0	
		Theft - Pocket-picking		0	0	0	0	
		Theft - Purse Snatching		0	0	0	0	
		Theft - Shoplifting		0	0	0	0	
		Theft From Building		0	0	0	0	
		Theft From Coin Machine		0	0	0	0	
		Theft From Motor Vehicle		0	0	0	0	
		Theft of Motor Vehicle Parts		0	0	0	0	
		Theft - All Other Larceny		0	0	0	0	
		Motor Vehicle Theft		0	0	0	0	
		Stolen Property Offenses		0	0	0	0	
		Crimes Against Society						
		Animal Cruelty		0	0	0	0	
		Drug/Narcotic Violations		1	1	1	0	
		Drug/Narcotic Equipment Violations		1	1	0	0	
		Gambling - Betting/Wagering		0	0	0	0	
		Gambling - Operating/Promoting		0	0	0	0	
		Gambling - Equipment Violations		0	0	0	0	
		Gambling - Sports Tampering		0	0	0	0	
		Pornography/Obscene Material		0	0	0	0	
		Prostitution		0	0	0	0	
		Prostitution Assisting/Promoting		0	0	0	0	
		Purchasing Prostitution		0	0	0	0	
		Weapon Law Violations		0	0	0	0	
		Total Group A Offenses		3	3	2	0	
Domestic Violence Victims								
Offense	Reported	Cleared						
Murder	0	0						
Aggravated Assault	0	0						
Simple Assault	0	0						
Intimidation	1	1						
Stalking	0	0						
Forcible Rape	0	0						
Forcible Sodomy	0	0						
Sexual Assault W/Object	0	0						
Forcible Fondling	0	0						
Incest	0	0						
Statutory Rape	0	0						
Kidnapping/Abduction	0	0						
Commercial Sex Acts	0	0						
Involuntary Servitude	0	0						
Total	1	1						
Group B Arrests								
Offense	Adult	Juvenile						
Bad Checks	0	0						
Curfew/Vagrancy	0	0						
Disorderly Conduct	0	0						
DUI	1	0						
Drunkenness	0	0						
Family-Non Violent	0	0						
Liquor Law Violations	0	0						
Peeping Tom	0	0						
Trespass	0	0						
All Other Offenses	0	0						
Total Group B	1	0						

Crime in Tennessee 2017

(*) Offenses are counted using the FBI Units of Count for Crime

(**) The 'Arrests' column shows arrests made for incidents during the selected period, regardless of arrest date. Arrest counts for the same period may change over time.

Bartlett Police Department - NIBRS Agency Crime Overview - 2017

2016 Population Estimate	58,622	Offenses (*)		Arrests (**)		
		Reported	Cleared	Adult	Juvenile	
Offense Overview		Group A Offenses				
		Crimes Against Persons				
Offense Total	3,663	Murder	0	0	0	0
Number Cleared	1,656	Negligent Manslaughter	0	0	0	0
Percent Cleared	45.21 %	Negligent Vehicular Manslaughter	0	0	0	0
Group A Crimes per 100,000 population	6,248.5	Kidnapping/Abduction	23	8	3	0
		Forcible Rape	8	0	0	0
		Forcible Sodomy	9	5	1	2
		Sexual Assault W/Object	1	0	0	0
		Forcible Fondling	29	7	2	1
		Incest	0	0	0	0
		Statutory Rape	0	0	0	0
		Aggravated Assault	202	146	52	19
		Simple Assault	400	207	71	18
		Intimidation	213	82	8	4
		Stalking	25	15	3	0
		Commercial Sex Acts	1	0	0	0
		Involuntary Servitude	0	0	0	0
		Crimes Against Property				
		Arson	3	2	1	0
		Bribery	0	0	0	0
		Burglary	165	24	17	5
		Counterfeiting/Forgery	90	31	15	0
		Destruction/Damage/Vandalism	238	66	6	15
		Embezzlement	24	6	3	0
		Extortion/Blackmail	0	0	0	0
		Fraud - False Pretenses	190	36	15	0
		Fraud - Credit Card/ATM	113	6	5	0
		Fraud - Impersonation	32	22	16	0
		Fraud - Welfare	0	0	0	0
		Fraud - Wire	10	0	0	0
		Fraud - Identity Theft	44	4	1	0
		Fraud - Computer Hacking/Invasion	0	0	0	0
		Robbery	15	4	3	0
		Theft - Pocket-picking	3	0	0	0
		Theft - Purse Snatching	1	0	0	0
		Theft - Shoplifting	280	172	204	22
		Theft From Building	167	34	14	3
		Theft From Coin Machine	3	0	0	0
		Theft From Motor Vehicle	333	19	11	8
		Theft of Motor Vehicle Parts	65	3	3	0
		Theft - All Other Larceny	132	14	5	5
		Motor Vehicle Theft	57	17	9	4
		Stolen Property Offenses	39	37	35	4
		Crimes Against Society				
		Animal Cruelty	9	6	8	0
		Drug/Narcotic Violations	467	440	413	49
		Drug/Narcotic Equipment Violations	200	184	14	1
		Gambling - Betting/Wagering	0	0	0	0
		Gambling - Operating/Promoting	0	0	0	0
		Gambling - Equipment Violations	0	0	0	0
		Gambling - Sports Tampering	0	0	0	0
		Pornography/Obscene Material	12	4	0	5
		Prostitution	0	0	0	0
		Prostitution Assisting/Promoting	0	0	0	0
		Purchasing Prostitution	0	0	0	0
		Weapon Law Violations	60	55	27	10
		Total Group A Offenses	3,663	1,656	965	175
Domestic Violence Victims						
Offense	Reported	Cleared				
Murder	0	0				
Aggravated Assault	80	61				
Simple Assault	254	140				
Intimidation	67	29				
Stalking	10	6				
Forcible Rape	2	0				
Forcible Sodomy	1	1				
Sexual Assault W/Object	0	0				
Forcible Fondling	3	1				
Incest	0	0				
Statutory Rape	0	0				
Kidnapping/Abduction	19	7				
Commercial Sex Acts	0	0				
Involuntary Servitude	0	0				
Total	436	245				
Group B Arrests						
Offense	Adult	Juvenile				
Bad Checks	2	0				
Curfew/Vagrancy	0	23				
Disorderly Conduct	15	2				
DUI	89	0				
Drunkenness	59	0				
Family-Non Violent	7	0				
Liquor Law Violations	13	10				
Peeping Tom	0	0				
Trespass	14	1				
All Other Offenses	3,229	40				
Total Group B	3,428	76				

Crime in Tennessee 2017

(*) Offenses are counted using the FBI Units of Count for Crime

(**) The 'Arrests' column shows arrests made for incidents during the selected period, regardless of arrest date. Arrest counts for the same period may change over time.

Bean Station Police Department - NIBRS Agency Crime Overview - 2017

2016 Population Estimate		3,109		Offenses (*)		Arrests (**)		
Offense Overview				Reported	Cleared	Adult	Juvenile	
Offense Total	93	Group A Offenses						
Number Cleared	45	Crimes Against Persons						
Percent Cleared	48.39 %	Murder		0	0	0	0	
Group A Crimes per 100,000 population	2,991.3	Negligent Manslaughter		0	0	0	0	
		Negligent Vehicular Manslaughter		0	0	0	0	
		Kidnapping/Abduction		0	0	0	0	
		Forcible Rape		0	0	0	0	
		Forcible Sodomy		0	0	0	0	
		Sexual Assault W/Object		0	0	0	0	
		Forcible Fondling		0	0	0	0	
		Incest		0	0	0	0	
		Statutory Rape		0	0	0	0	
		Aggravated Assault		4	4	3	0	
		Simple Assault		12	5	4	0	
		Intimidation		1	0	0	0	
		Stalking		1	0	0	0	
		Commercial Sex Acts		0	0	0	0	
		Involuntary Servitude		0	0	0	0	
		Crimes Against Property						
		Arson		0	0	0	0	
		Bribery		0	0	0	0	
		Burglary		7	0	0	0	
		Counterfeiting/Forgery		1	1	0	0	
		Destruction/Damage/Vandalism		7	1	0	0	
		Embezzlement		0	0	0	0	
		Extortion/Blackmail		0	0	0	0	
		Fraud - False Pretenses		0	0	0	0	
		Fraud - Credit Card/ATM		0	0	0	0	
		Fraud - Impersonation		2	1	2	0	
		Fraud - Welfare		0	0	0	0	
		Fraud - Wire		0	0	0	0	
		Fraud - Identity Theft		2	1	1	0	
		Fraud - Computer Hacking/Invasion		0	0	0	0	
		Robbery		0	0	0	0	
		Theft - Pocket-picking		0	0	0	0	
		Theft - Purse Snatching		0	0	0	0	
		Theft - Shoplifting		4	3	3	0	
		Theft From Building		1	0	0	0	
		Theft From Coin Machine		0	0	0	0	
		Theft From Motor Vehicle		2	0	0	0	
		Theft of Motor Vehicle Parts		0	0	0	0	
		Theft - All Other Larceny		14	1	1	0	
		Motor Vehicle Theft		6	0	0	0	
		Stolen Property Offenses		0	0	0	0	
		Crimes Against Society						
		Animal Cruelty		0	0	0	0	
		Drug/Narcotic Violations		18	18	17	0	
		Drug/Narcotic Equipment Violations		8	8	2	0	
		Gambling - Betting/Wagering		0	0	0	0	
		Gambling - Operating/Promoting		0	0	0	0	
		Gambling - Equipment Violations		0	0	0	0	
		Gambling - Sports Tampering		0	0	0	0	
		Pornography/Obscene Material		0	0	0	0	
		Prostitution		0	0	0	0	
		Prostitution Assisting/Promoting		0	0	0	0	
		Purchasing Prostitution		0	0	0	0	
		Weapon Law Violations		3	2	1	0	
		Total Group A Offenses		93	45	34	0	
Domestic Violence Victims								
Offense	Reported	Cleared						
Murder	0	0	Burglary	7	0	0	0	
Aggravated Assault	3	3	Counterfeiting/Forgery	1	1	0	0	
Simple Assault	9	4	Destruction/Damage/Vandalism	7	1	0	0	
Intimidation	0	0	Embezzlement	0	0	0	0	
Stalking	0	0	Extortion/Blackmail	0	0	0	0	
Forcible Rape	0	0	Fraud - False Pretenses	0	0	0	0	
Forcible Sodomy	0	0	Fraud - Credit Card/ATM	0	0	0	0	
Sexual Assault W/Object	0	0	Fraud - Impersonation	2	1	2	0	
Forcible Fondling	0	0	Fraud - Welfare	0	0	0	0	
Incest	0	0	Fraud - Wire	0	0	0	0	
Statutory Rape	0	0	Fraud - Identity Theft	2	1	1	0	
Kidnapping/Abduction	0	0	Fraud - Computer Hacking/Invasion	0	0	0	0	
Commercial Sex Acts	0	0	Robbery	0	0	0	0	
Involuntary Servitude	0	0	Theft - Pocket-picking	0	0	0	0	
Total	12	7	Theft - Purse Snatching	0	0	0	0	
Group B Arrests								
Offense	Adult	Juvenile						
Bad Checks	0	0	Theft - Shoplifting	4	3	3	0	
Curfew/Vagrancy	0	0	Theft From Building	1	0	0	0	
Disorderly Conduct	0	0	Theft From Coin Machine	0	0	0	0	
DUI	8	0	Theft From Motor Vehicle	2	0	0	0	
Drunkenness	6	0	Theft of Motor Vehicle Parts	0	0	0	0	
Family-Non Violent	0	0	Theft - All Other Larceny	14	1	1	0	
Liquor Law Violations	2	0	Motor Vehicle Theft	6	0	0	0	
Peeping Tom	0	0	Stolen Property Offenses	0	0	0	0	
Trespass	0	0	Crimes Against Society					
All Other Offenses	2	0	Animal Cruelty	0	0	0	0	
Total Group B	18	0	Drug/Narcotic Violations	18	18	17	0	
			Drug/Narcotic Equipment Violations	8	8	2	0	
			Gambling - Betting/Wagering	0	0	0	0	
			Gambling - Operating/Promoting	0	0	0	0	
			Gambling - Equipment Violations	0	0	0	0	
			Gambling - Sports Tampering	0	0	0	0	
			Pornography/Obscene Material	0	0	0	0	
			Prostitution	0	0	0	0	
			Prostitution Assisting/Promoting	0	0	0	0	
			Purchasing Prostitution	0	0	0	0	
			Weapon Law Violations	3	2	1	0	
			Total Group A Offenses	93	45	34	0	

Crime in Tennessee 2017

(*) Offenses are counted using the FBI Units of Count for Crime

(**) The 'Arrests' column shows arrests made for incidents during the selected period, regardless of arrest date. Arrest counts for the same period may change over time.

Belle Meade Police Department - NIBRS Agency Crime Overview - 2017

2016 Population Estimate		2,964		Offenses (*)		Arrests (**)	
				Reported	Cleared	Adult	Juvenile
Offense Overview				Group A Offenses			
Crimes Against Persons				Crimes Against Persons			
Offense Total	70	Murder	0	0	0	0	
Number Cleared	13	Negligent Manslaughter	0	0	0	0	
Percent Cleared	18.57 %	Negligent Vehicular Manslaughter	0	0	0	0	
Group A Crimes per 100,000 population	2,361.7	Kidnapping/Abduction	0	0	0	0	
		Forcible Rape	0	0	0	0	
		Forcible Sodomy	0	0	0	0	
		Sexual Assault W/Object	0	0	0	0	
		Forcible Fondling	0	0	0	0	
		Incest	0	0	0	0	
		Statutory Rape	0	0	0	0	
		Aggravated Assault	0	0	0	0	
		Simple Assault	1	0	0	0	
		Intimidation	2	0	0	0	
		Stalking	0	0	0	0	
		Commercial Sex Acts	0	0	0	0	
		Involuntary Servitude	0	0	0	0	
		Crimes Against Property					
		Arson	0	0	0	0	
		Bribery	0	0	0	0	
		Burglary	4	0	0	0	
		Counterfeiting/Forgery	1	0	0	0	
		Destruction/Damage/Vandalism	11	0	0	0	
		Embezzlement	0	0	0	0	
		Extortion/Blackmail	1	0	0	0	
		Fraud - False Pretenses	2	0	0	0	
		Fraud - Credit Card/ATM	7	0	0	0	
		Fraud - Impersonation	1	0	0	0	
		Fraud - Welfare	0	0	0	0	
		Fraud - Wire	1	0	0	0	
		Fraud - Identity Theft	2	0	0	0	
		Fraud - Computer Hacking/Invasion	0	0	0	0	
		Robbery	0	0	0	0	
		Theft - Pocket-picking	0	0	0	0	
		Theft - Purse Snatching	0	0	0	0	
		Theft - Shoplifting	0	0	0	0	
		Theft From Building	6	0	0	0	
		Theft From Coin Machine	0	0	0	0	
		Theft From Motor Vehicle	15	1	0	0	
		Theft of Motor Vehicle Parts	3	0	0	0	
		Theft - All Other Larceny	0	0	0	0	
		Motor Vehicle Theft	2	1	0	1	
		Stolen Property Offenses	1	1	0	1	
		Crimes Against Society					
		Animal Cruelty	0	0	0	0	
		Drug/Narcotic Violations	5	5	5	1	
		Drug/Narcotic Equipment Violations	4	4	1	0	
		Gambling - Betting/Wagering	0	0	0	0	
		Gambling - Operating/Promoting	0	0	0	0	
		Gambling - Equipment Violations	0	0	0	0	
		Gambling - Sports Tampering	0	0	0	0	
		Pornography/Obscene Material	0	0	0	0	
		Prostitution	0	0	0	0	
		Prostitution Assisting/Promoting	0	0	0	0	
		Purchasing Prostitution	0	0	0	0	
		Weapon Law Violations	1	1	0	0	
		Total Group A Offenses	70	13	6	3	
Domestic Violence Victims							
Offense	Reported	Cleared					
Murder	0	0					
Aggravated Assault	0	0					
Simple Assault	0	0					
Intimidation	0	0					
Stalking	0	0					
Forcible Rape	0	0					
Forcible Sodomy	0	0					
Sexual Assault W/Object	0	0					
Forcible Fondling	0	0					
Incest	0	0					
Statutory Rape	0	0					
Kidnapping/Abduction	0	0					
Commercial Sex Acts	0	0					
Involuntary Servitude	0	0					
Total	0	0					
Group B Arrests							
Offense	Adult	Juvenile					
Bad Checks	0	0					
Curfew/Vagrancy	0	0					
Disorderly Conduct	0	0					
DUI	32	0					
Drunkenness	1	0					
Family-Non Violent	0	0					
Liquor Law Violations	0	0					
Peeping Tom	0	0					
Trespass	1	0					
All Other Offenses	3	0					
Total Group B	37	0					

Crime in Tennessee 2017

(*) Offenses are counted using the FBI Units of Count for Crime

(**) The 'Arrests' column shows arrests made for incidents during the selected period, regardless of arrest date. Arrest counts for the same period may change over time.

Bells Police Department - NIBRS Agency Crime Overview - 2017

2016 Population Estimate		2,426		Offenses (*)		Arrests (**)	
Offense Overview		Group A Offenses		Reported	Cleared	Adult	Juvenile
Offense Total	117	Crimes Against Persons					
Number Cleared	59	Murder		0	0	0	0
Percent Cleared	50.43 %	Negligent Manslaughter		0	0	0	0
Group A Crimes per 100,000 population	4,822.8	Negligent Vehicular Manslaughter		0	0	0	0
		Kidnapping/Abduction		0	0	0	0
		Forcible Rape		0	0	0	0
		Forcible Sodomy		0	0	0	0
		Sexual Assault W/Object		0	0	0	0
		Forcible Fondling		1	1	1	0
		Incest		0	0	0	0
		Statutory Rape		1	1	1	0
		Aggravated Assault		12	12	4	1
		Simple Assault		20	18	14	0
		Intimidation		10	0	0	0
		Stalking		1	0	0	0
		Commercial Sex Acts		0	0	0	0
		Involuntary Servitude		0	0	0	0
		Crimes Against Property					
		Arson		1	0	0	0
		Bribery		0	0	0	0
		Burglary		3	1	1	0
		Counterfeiting/Forgery		5	3	2	1
		Destruction/Damage/Vandalism		13	3	1	1
		Embezzlement		0	0	0	0
		Extortion/Blackmail		0	0	0	0
		Fraud - False Pretenses		5	2	0	0
		Fraud - Credit Card/ATM		3	1	1	0
		Fraud - Impersonation		0	0	0	0
		Fraud - Welfare		0	0	0	0
		Fraud - Wire		0	0	0	0
		Fraud - Identity Theft		1	0	0	0
		Fraud - Computer Hacking/Invasion		0	0	0	0
		Robbery		1	1	1	0
		Theft - Pocket-picking		0	0	0	0
		Theft - Purse Snatching		0	0	0	0
		Theft - Shoplifting		3	2	1	3
		Theft From Building		7	2	2	0
		Theft From Coin Machine		1	0	0	0
		Theft From Motor Vehicle		10	1	2	0
		Theft of Motor Vehicle Parts		0	0	0	0
		Theft - All Other Larceny		6	1	1	0
		Motor Vehicle Theft		3	0	0	0
		Stolen Property Offenses		0	0	0	0
		Crimes Against Society					
		Animal Cruelty		0	0	0	0
		Drug/Narcotic Violations		3	3	3	0
		Drug/Narcotic Equipment Violations		5	5	2	0
		Gambling - Betting/Wagering		0	0	0	0
		Gambling - Operating/Promoting		0	0	0	0
		Gambling - Equipment Violations		0	0	0	0
		Gambling - Sports Tampering		0	0	0	0
		Pornography/Obscene Material		0	0	0	0
		Prostitution		0	0	0	0
		Prostitution Assisting/Promoting		0	0	0	0
		Purchasing Prostitution		0	0	0	0
		Weapon Law Violations		2	2	0	0
		Total Group A Offenses		117	59	37	6

Domestic Violence Victims		Reported	Cleared
Murder	0	0	0
Aggravated Assault	0	0	0
Simple Assault	14	13	0
Intimidation	2	0	0
Stalking	0	0	0
Forcible Rape	0	0	0
Forcible Sodomy	0	0	0
Sexual Assault W/Object	0	0	0
Forcible Fondling	0	0	0
Incest	0	0	0
Statutory Rape	0	0	0
Kidnapping/Abduction	0	0	0
Commercial Sex Acts	0	0	0
Involuntary Servitude	0	0	0
Total	16	13	

Group B Arrests		
Offense	Adult	Juvenile
Bad Checks	0	0
Curfew/Vagrancy	0	1
Disorderly Conduct	0	0
DUI	3	0
Drunkenness	1	0
Family-Non Violent	0	0
Liquor Law Violations	0	0
Peeping Tom	0	0
Trespass	2	0
All Other Offenses	4	2
Total Group B	10	3

Crime in Tennessee 2017

(*) Offenses are counted using the FBI Units of Count for Crime

(**) The 'Arrests' column shows arrests made for incidents during the selected period, regardless of arrest date. Arrest counts for the same period may change over time.

Benton Police Department - NIBRS Agency Crime Overview - 2017

2016 Population Estimate	1,317	Offenses (*)		Arrests (**)	
		Reported	Cleared	Adult	Juvenile
Offense Overview		Group A Offenses			
		Crimes Against Persons			
Offense Total	246	0	0	0	0
Number Cleared	223	0	0	0	0
Percent Cleared	90.65 %	0	0	0	0
Group A Crimes per 100,000 population	18,678.8	0	0	0	0
		0	0	0	0
Arrest Overview		0	0	0	0
Total Arrests	259	0	0	0	0
Adult Arrests	257	0	0	0	0
Juvenile Arrests	2	1	1	1	0
Unknown Age	0	14	13	12	0
Arrests per 100,000 population	19,665.9	1	1	1	0
		0	0	0	0
Average number offenses/incident	1.40	0	0	0	0
		0	0	0	0
		Crimes Against Property			
Domestic Violence Victims		0	0	0	0
Offense	Reported	Cleared			
Murder	0	0	0	0	0
Aggravated Assault	1	1	0	0	0
Simple Assault	9	9	0	0	0
Intimidation	0	0	0	0	0
Stalking	0	0	0	0	0
Forcible Rape	0	0	1	1	1
Forcible Sodomy	0	0	1	0	0
Sexual Assault W/Object	0	0	1	1	1
Forcible Fondling	0	0	0	0	0
Incest	0	0	0	0	0
Statutory Rape	0	0	1	0	0
Kidnapping/Abduction	0	0	0	0	0
Commercial Sex Acts	0	0	0	0	0
Involuntary Servitude	0	0	0	0	0
Total	10	10	0	0	0
		0	0	0	0
Group B Arrests		0	0	0	0
Offense	Adult	Juvenile			
Bad Checks	0	0	4	0	0
Curfew/Vagrancy	0	0	0	0	0
Disorderly Conduct	2	0	0	0	0
DUI	22	0	0	0	0
Drunkenness	3	0	0	0	0
Family-Non Violent	0	0	6	1	0
Liquor Law Violations	39	1	0	0	0
Peeping Tom	0	0	0	0	0
Trespass	2	0	0	0	0
All Other Offenses	3	0	0	0	0
Total Group B	71	1	0	0	0
		0	0	0	0
		Crimes Against Society			
		0	0	0	0
		101	101	121	1
		88	88	35	0
		0	0	0	0
		0	0	0	0
		0	0	0	0
		0	0	0	0
		0	0	0	0
		0	0	0	0
		0	0	0	0
		0	0	0	0
		0	0	0	0
		5	5	2	0
		246	223	186	1

Crime in Tennessee 2017

(*) Offenses are counted using the FBI Units of Count for Crime

(**) The 'Arrests' column shows arrests made for incidents during the selected period, regardless of arrest date. Arrest counts for the same period may change over time.

Berry Hill Police Department - NIBRS Agency Crime Overview - 2017

2016 Population Estimate		536	Offenses (*)		Arrests (**)	
			Reported	Cleared	Adult	Juvenile
Offense Overview			Group A Offenses			
Crimes Against Persons						
Offense Total	199		0	0	0	0
Number Cleared	47		0	0	0	0
Percent Cleared	23.62 %		0	0	0	0
Group A Crimes per 100,000 population	37,126.9		1	0	0	0
			0	0	0	0
			0	0	0	0
			0	0	0	0
Arrest Overview			1	1	0	0
Total Arrests	95		0	0	0	0
Adult Arrests	89		0	0	0	0
Juvenile Arrests	6		2	1	2	0
Unknown Age	0		17	16	6	0
Arrests per 100,000 population	17,723.9		7	1	0	0
			0	0	0	0
			0	0	0	0
Average number offenses/incident	1.10		0	0	0	0
			0	0	0	0
Domestic Violence Victims			Crimes Against Property			
			Arson			
Offense	Reported	Cleared	Bribery			
Murder	0	0	Burglary			
Aggravated Assault	1	1	Counterfeiting/Forgery			
Simple Assault	11	11	Destruction/Damage/Vandalism			
Intimidation	1	1	Embezzlement			
Stalking	0	0	Extortion/Blackmail			
Forcible Rape	0	0	Fraud - False Pretenses			
Forcible Sodomy	0	0	Fraud - Credit Card/ATM			
Sexual Assault W/Object	0	0	Fraud - Impersonation			
Forcible Fondling	0	0	Fraud - Welfare			
Incest	0	0	Fraud - Wire			
Statutory Rape	0	0	Fraud - Identity Theft			
Kidnapping/Abduction	0	0	Fraud - Computer Hacking/Invasion			
Commercial Sex Acts	0	0	Robbery			
Involuntary Servitude	0	0	Theft - Pocket-picking			
Total	13	13	Theft - Purse Snatching			
			Theft - Shoplifting			
			Theft From Building			
			Theft From Coin Machine			
			Theft From Motor Vehicle			
			Theft of Motor Vehicle Parts			
			Theft - All Other Larceny			
			Motor Vehicle Theft			
			Stolen Property Offenses			
			Crimes Against Society			
			Animal Cruelty			
			Drug/Narcotic Violations			
			Drug/Narcotic Equipment Violations			
			Gambling - Betting/Wagering			
			Gambling - Operating/Promoting			
			Gambling - Equipment Violations			
			Gambling - Sports Tampering			
			Pornography/Obscene Material			
			Prostitution			
			Prostitution Assisting/Promoting			
			Purchasing Prostitution			
			Weapon Law Violations			
			Total Group A Offenses			
			199	47	30	1
Group B Arrests						
Offense	Adult	Juvenile				
Bad Checks	0	0				
Curfew/Vagrancy	0	0				
Disorderly Conduct	5	3				
DUI	4	0				
Drunkenness	5	0				
Family-Non Violent	2	0				
Liquor Law Violations	0	0				
Peeping Tom	0	0				
Trespass	11	0				
All Other Offenses	32	2				
Total Group B	59	5				

Crime in Tennessee 2017

(*) Offenses are counted using the FBI Units of Count for Crime

(**) The 'Arrests' column shows arrests made for incidents during the selected period, regardless of arrest date. Arrest counts for the same period may change over time.

Big Sandy Police Department - NIBRS Agency Crime Overview - 2017

2016 Population Estimate		536		Offenses (*)		Arrests (**)		
				Reported	Cleared	Adult	Juvenile	
Offense Overview				Group A Offenses				
				Crimes Against Persons				
Offense Total	66	Murder		0	0	0	0	
Number Cleared	37	Negligent Manslaughter		0	0	0	0	
Percent Cleared	56.06 %	Negligent Vehicular Manslaughter		0	0	0	0	
Group A Crimes per 100,000 population	12,313.4	Kidnapping/Abduction		0	0	0	0	
		Forcible Rape		0	0	0	0	
		Forcible Sodomy		0	0	0	0	
		Sexual Assault W/Object		0	0	0	0	
		Forcible Fondling		0	0	0	0	
		Incest		0	0	0	0	
		Statutory Rape		0	0	0	0	
		Aggravated Assault		6	6	5	0	
		Simple Assault		1	1	1	0	
		Intimidation		1	1	1	0	
		Stalking		1	1	0	0	
		Commercial Sex Acts		0	0	0	0	
		Involuntary Servitude		0	0	0	0	
		Crimes Against Property						
		Arson		0	0	0	0	
		Bribery		0	0	0	0	
		Burglary		8	2	1	1	
		Counterfeiting/Forgery		0	0	0	0	
		Destruction/Damage/Vandalism		13	4	0	3	
		Embezzlement		0	0	0	0	
		Extortion/Blackmail		0	0	0	0	
		Fraud - False Pretenses		0	0	0	0	
		Fraud - Credit Card/ATM		3	0	0	0	
		Fraud - Impersonation		0	0	0	0	
		Fraud - Welfare		0	0	0	0	
		Fraud - Wire		0	0	0	0	
		Fraud - Identity Theft		0	0	0	0	
		Fraud - Computer Hacking/Invasion		0	0	0	0	
		Robbery		0	0	0	0	
		Theft - Pocket-picking		0	0	0	0	
		Theft - Purse Snatching		0	0	0	0	
		Theft - Shoplifting		14	8	9	2	
		Theft From Building		5	2	2	0	
		Theft From Coin Machine		0	0	0	0	
		Theft From Motor Vehicle		0	0	0	0	
		Theft of Motor Vehicle Parts		0	0	0	0	
		Theft - All Other Larceny		2	1	1	0	
		Motor Vehicle Theft		1	0	0	0	
		Stolen Property Offenses		0	0	0	0	
		Crimes Against Society						
		Animal Cruelty		0	0	0	0	
		Drug/Narcotic Violations		7	7	6	0	
		Drug/Narcotic Equipment Violations		4	4	0	0	
		Gambling - Betting/Wagering		0	0	0	0	
		Gambling - Operating/Promoting		0	0	0	0	
		Gambling - Equipment Violations		0	0	0	0	
		Gambling - Sports Tampering		0	0	0	0	
		Pornography/Obscene Material		0	0	0	0	
		Prostitution		0	0	0	0	
		Prostitution Assisting/Promoting		0	0	0	0	
		Purchasing Prostitution		0	0	0	0	
		Weapon Law Violations		0	0	0	0	
		Total Group A Offenses		66	37	26	6	
Domestic Violence Victims								
Offense	Reported	Cleared						
Murder	0	0	Burglary	8	2	1	1	
Aggravated Assault	3	3	Counterfeiting/Forgery	0	0	0	0	
Simple Assault	0	0	Destruction/Damage/Vandalism	13	4	0	3	
Intimidation	0	0	Embezzlement	0	0	0	0	
Stalking	0	0	Extortion/Blackmail	0	0	0	0	
Forcible Rape	0	0	Fraud - False Pretenses	0	0	0	0	
Forcible Sodomy	0	0	Fraud - Credit Card/ATM	3	0	0	0	
Sexual Assault W/Object	0	0	Fraud - Impersonation	0	0	0	0	
Forcible Fondling	0	0	Fraud - Welfare	0	0	0	0	
Incest	0	0	Fraud - Wire	0	0	0	0	
Statutory Rape	0	0	Fraud - Identity Theft	0	0	0	0	
Kidnapping/Abduction	0	0	Fraud - Computer Hacking/Invasion	0	0	0	0	
Commercial Sex Acts	0	0	Robbery	0	0	0	0	
Involuntary Servitude	0	0	Theft - Pocket-picking	0	0	0	0	
Total	3	3	Theft - Purse Snatching	0	0	0	0	
			Theft - Shoplifting	14	8	9	2	
			Theft From Building	5	2	2	0	
			Theft From Coin Machine	0	0	0	0	
			Theft From Motor Vehicle	0	0	0	0	
			Theft of Motor Vehicle Parts	0	0	0	0	
			Theft - All Other Larceny	2	1	1	0	
			Motor Vehicle Theft	1	0	0	0	
			Stolen Property Offenses	0	0	0	0	
			Crimes Against Society					
			Animal Cruelty	0	0	0	0	
			Drug/Narcotic Violations	7	7	6	0	
			Drug/Narcotic Equipment Violations	4	4	0	0	
			Gambling - Betting/Wagering	0	0	0	0	
			Gambling - Operating/Promoting	0	0	0	0	
			Gambling - Equipment Violations	0	0	0	0	
			Gambling - Sports Tampering	0	0	0	0	
			Pornography/Obscene Material	0	0	0	0	
			Prostitution	0	0	0	0	
			Prostitution Assisting/Promoting	0	0	0	0	
			Purchasing Prostitution	0	0	0	0	
			Weapon Law Violations	0	0	0	0	
			Total Group A Offenses	66	37	26	6	
Group B Arrests								
Offense	Adult	Juvenile						
Bad Checks	0	0						
Curfew/Vagrancy	0	0						
Disorderly Conduct	0	0						
DUI	3	0						
Drunkenness	0	0						
Family-Non Violent	0	0						
Liquor Law Violations	0	0						
Peeping Tom	0	0						
Trespass	0	0						
All Other Offenses	0	0						
Total Group B	3	0						

Crime in Tennessee 2017

(*) Offenses are counted using the FBI Units of Count for Crime

(**) The 'Arrests' column shows arrests made for incidents during the selected period, regardless of arrest date. Arrest counts for the same period may change over time.

Blaine Police Department - NIBRS Agency Crime Overview - 2017

2016 Population Estimate		1,875		Offenses (*)		Arrests (**)		
Offense Overview		Group A Offenses		Reported	Cleared	Adult	Juvenile	
Offense Total	24	Crimes Against Persons						
Number Cleared	5	Murder		0	0	0	0	
Percent Cleared	20.83 %	Negligent Manslaughter		0	0	0	0	
Group A Crimes per 100,000 population	1,280.0	Negligent Vehicular Manslaughter		0	0	0	0	
		Kidnapping/Abduction		0	0	0	0	
		Forcible Rape		0	0	0	0	
		Forcible Sodomy		0	0	0	0	
		Sexual Assault W/Object		0	0	0	0	
		Forcible Fondling		0	0	0	0	
		Incest		0	0	0	0	
		Statutory Rape		0	0	0	0	
		Aggravated Assault		0	0	0	0	
		Simple Assault		1	0	0	0	
		Intimidation		1	0	0	0	
		Stalking		0	0	0	0	
		Commercial Sex Acts		0	0	0	0	
		Involuntary Servitude		0	0	0	0	
		Crimes Against Property						
		Arson		0	0	0	0	
		Bribery		0	0	0	0	
		Burglary		2	0	0	0	
		Counterfeiting/Forgery		0	0	0	0	
		Destruction/Damage/Vandalism		4	0	0	0	
		Embezzlement		0	0	0	0	
		Extortion/Blackmail		0	0	0	0	
		Fraud - False Pretenses		1	0	0	0	
		Fraud - Credit Card/ATM		1	0	0	0	
		Fraud - Impersonation		0	0	0	0	
		Fraud - Welfare		0	0	0	0	
		Fraud - Wire		0	0	0	0	
		Fraud - Identity Theft		0	0	0	0	
		Fraud - Computer Hacking/Invasion		0	0	0	0	
		Robbery		1	1	2	0	
		Theft - Pocket-picking		0	0	0	0	
		Theft - Purse Snatching		0	0	0	0	
		Theft - Shoplifting		3	3	4	0	
		Theft From Building		1	0	0	0	
		Theft From Coin Machine		0	0	0	0	
		Theft From Motor Vehicle		2	0	0	0	
		Theft of Motor Vehicle Parts		0	0	0	0	
		Theft - All Other Larceny		5	1	1	0	
		Motor Vehicle Theft		2	0	0	0	
		Stolen Property Offenses		0	0	0	0	
		Crimes Against Society						
		Animal Cruelty		0	0	0	0	
		Drug/Narcotic Violations		0	0	0	0	
		Drug/Narcotic Equipment Violations		0	0	0	0	
		Gambling - Betting/Wagering		0	0	0	0	
		Gambling - Operating/Promoting		0	0	0	0	
		Gambling - Equipment Violations		0	0	0	0	
		Gambling - Sports Tampering		0	0	0	0	
		Pornography/Obscene Material		0	0	0	0	
		Prostitution		0	0	0	0	
		Prostitution Assisting/Promoting		0	0	0	0	
		Purchasing Prostitution		0	0	0	0	
		Weapon Law Violations		0	0	0	0	
		Total Group A Offenses		24	5	7	0	
Domestic Violence Victims								
Offense	Reported	Cleared						
Murder	0	0						
Aggravated Assault	0	0						
Simple Assault	0	0						
Intimidation	0	0						
Stalking	0	0						
Forcible Rape	0	0						
Forcible Sodomy	0	0						
Sexual Assault W/Object	0	0						
Forcible Fondling	0	0						
Incest	0	0						
Statutory Rape	0	0						
Kidnapping/Abduction	0	0						
Commercial Sex Acts	0	0						
Involuntary Servitude	0	0						
Total	0	0						
Group B Arrests								
Offense	Adult	Juvenile						
Bad Checks	0	0						
Curfew/Vagrancy	0	0						
Disorderly Conduct	0	0						
DUI	0	0						
Drunkenness	0	0						
Family-Non Violent	0	0						
Liquor Law Violations	0	0						
Peeping Tom	0	0						
Trespass	0	0						
All Other Offenses	1	0						
Total Group B	1	0						

Crime in Tennessee 2017

(*) Offenses are counted using the FBI Units of Count for Crime

(**) The 'Arrests' column shows arrests made for incidents during the selected period, regardless of arrest date. Arrest counts for the same period may change over time.

Bluff City Police Department - NIBRS Agency Crime Overview - 2017

2016 Population Estimate		1,656		Offenses (*)		Arrests (**)	
				Reported	Cleared	Adult	Juvenile
Offense Overview				Group A Offenses			
Crimes Against Persons							
Offense Total	125	Murder	1	1	1	0	
Number Cleared	47	Negligent Manslaughter	0	0	0	0	
Percent Cleared	37.60 %	Negligent Vehicular Manslaughter	0	0	0	0	
Group A Crimes per 100,000 population	7,548.3	Kidnapping/Abduction	0	0	0	0	
		Forcible Rape	1	0	0	0	
		Forcible Sodomy	0	0	0	0	
		Sexual Assault W/Object	0	0	0	0	
		Forcible Fondling	1	0	0	0	
		Incest	0	0	0	0	
		Statutory Rape	0	0	0	0	
		Aggravated Assault	5	4	0	1	
		Simple Assault	10	8	8	0	
		Intimidation	3	0	0	0	
		Stalking	0	0	0	0	
		Commercial Sex Acts	0	0	0	0	
		Involuntary Servitude	0	0	0	0	
		Crimes Against Property					
		Arson	0	0	0	0	
		Bribery	0	0	0	0	
		Burglary	14	1	0	0	
		Counterfeiting/Forgery	5	0	0	0	
		Destruction/Damage/Vandalism	15	1	0	0	
		Embezzlement	3	1	1	0	
		Extortion/Blackmail	0	0	0	0	
		Fraud - False Pretenses	8	1	1	0	
		Fraud - Credit Card/ATM	0	0	0	0	
		Fraud - Impersonation	2	2	0	0	
		Fraud - Welfare	0	0	0	0	
		Fraud - Wire	0	0	0	0	
		Fraud - Identity Theft	0	0	0	0	
		Fraud - Computer Hacking/Invasion	0	0	0	0	
		Robbery	0	0	0	0	
		Theft - Pocket-picking	0	0	0	0	
		Theft - Purse Snatching	0	0	0	0	
		Theft - Shoplifting	1	0	0	0	
		Theft From Building	8	1	0	0	
		Theft From Coin Machine	0	0	0	0	
		Theft From Motor Vehicle	5	0	0	0	
		Theft of Motor Vehicle Parts	1	0	0	0	
		Theft - All Other Larceny	7	0	0	0	
		Motor Vehicle Theft	8	2	2	0	
		Stolen Property Offenses	0	0	0	0	
		Crimes Against Society					
		Animal Cruelty	0	0	0	0	
		Drug/Narcotic Violations	12	11	11	0	
		Drug/Narcotic Equipment Violations	15	14	5	1	
		Gambling - Betting/Wagering	0	0	0	0	
		Gambling - Operating/Promoting	0	0	0	0	
		Gambling - Equipment Violations	0	0	0	0	
		Gambling - Sports Tampering	0	0	0	0	
		Pornography/Obscene Material	0	0	0	0	
		Prostitution	0	0	0	0	
		Prostitution Assisting/Promoting	0	0	0	0	
		Purchasing Prostitution	0	0	0	0	
		Weapon Law Violations	0	0	0	0	
		Total Group A Offenses	125	47	29	2	
Domestic Violence Victims							
Offense	Reported	Cleared					
Murder	0	0					
Aggravated Assault	0	0					
Simple Assault	9	8					
Intimidation	0	0					
Stalking	0	0					
Forcible Rape	0	0					
Forcible Sodomy	0	0					
Sexual Assault W/Object	0	0					
Forcible Fondling	0	0					
Incest	0	0					
Statutory Rape	0	0					
Kidnapping/Abduction	0	0					
Commercial Sex Acts	0	0					
Involuntary Servitude	0	0					
Total	9	8					
Group B Arrests							
Offense	Adult	Juvenile					
Bad Checks	0	0					
Curfew/Vagrancy	0	0					
Disorderly Conduct	0	0					
DUI	2	0					
Drunkenness	0	0					
Family-Non Violent	0	0					
Liquor Law Violations	0	0					
Peeping Tom	0	0					
Trespass	1	0					
All Other Offenses	1	0					
Total Group B	4	0					

Crime in Tennessee 2017

(*) Offenses are counted using the FBI Units of Count for Crime

(**) The 'Arrests' column shows arrests made for incidents during the selected period, regardless of arrest date. Arrest counts for the same period may change over time.

Bolivar Police Department - NIBRS Agency Crime Overview - 2017

2016 Population Estimate		5,112		Offenses (*)		Arrests (**)	
				Reported	Cleared	Adult	Juvenile
Offense Overview				Group A Offenses			
Crimes Against Persons				Crimes Against Persons			
Offense Total	546	Murder	0	0	0	0	0
Number Cleared	320	Negligent Manslaughter	0	0	0	0	0
Percent Cleared	58.61 %	Negligent Vehicular Manslaughter	0	0	0	0	0
Group A Crimes per 100,000 population	10,680.8	Kidnapping/Abduction	2	2	2	0	0
		Forcible Rape	3	2	0	0	0
		Forcible Sodomy	0	0	0	0	0
		Sexual Assault W/Object	0	0	0	0	0
		Forcible Fondling	3	2	1	1	1
		Incest	0	0	0	0	0
		Statutory Rape	1	1	1	0	0
		Aggravated Assault	56	29	28	2	2
		Simple Assault	80	69	54	14	14
		Intimidation	14	10	9	0	0
		Stalking	0	0	0	0	0
		Commercial Sex Acts	0	0	0	0	0
		Involuntary Servitude	0	0	0	0	0
		Crimes Against Property					
		Arson	0	0	0	0	0
		Bribery	0	0	0	0	0
		Burglary	33	6	3	5	5
		Counterfeiting/Forgery	10	5	3	0	0
		Destruction/Damage/Vandalism	62	22	15	3	3
		Embezzlement	6	5	5	0	0
		Extortion/Blackmail	0	0	0	0	0
		Fraud - False Pretenses	6	3	1	0	0
		Fraud - Credit Card/ATM	8	2	1	0	0
		Fraud - Impersonation	4	3	1	0	0
		Fraud - Welfare	0	0	0	0	0
		Fraud - Wire	1	0	0	0	0
		Fraud - Identity Theft	4	2	2	0	0
		Fraud - Computer Hacking/Invasion	0	0	0	0	0
		Robbery	9	1	1	0	0
		Theft - Pocket-picking	0	0	0	0	0
		Theft - Purse Snatching	0	0	0	0	0
		Theft - Shoplifting	21	13	13	1	1
		Theft From Building	17	4	1	3	3
		Theft From Coin Machine	0	0	0	0	0
		Theft From Motor Vehicle	20	1	1	0	0
		Theft of Motor Vehicle Parts	7	0	0	0	0
		Theft - All Other Larceny	25	6	5	0	0
		Motor Vehicle Theft	20	7	6	0	0
		Stolen Property Offenses	0	0	0	0	0
		Crimes Against Society					
		Animal Cruelty	1	1	0	0	0
		Drug/Narcotic Violations	79	74	73	1	1
		Drug/Narcotic Equipment Violations	35	35	4	0	0
		Gambling - Betting/Wagering	0	0	0	0	0
		Gambling - Operating/Promoting	0	0	0	0	0
		Gambling - Equipment Violations	0	0	0	0	0
		Gambling - Sports Tampering	0	0	0	0	0
		Pornography/Obscene Material	0	0	0	0	0
		Prostitution	0	0	0	0	0
		Prostitution Assisting/Promoting	0	0	0	0	0
		Purchasing Prostitution	0	0	0	0	0
		Weapon Law Violations	19	15	9	0	0
		Total Group A Offenses	546	320	239	30	30
Domestic Violence Victims							
Offense	Reported	Cleared					
Murder	0	0					
Aggravated Assault	11	10					
Simple Assault	35	33					
Intimidation	4	2					
Stalking	0	0					
Forcible Rape	1	1					
Forcible Sodomy	0	0					
Sexual Assault W/Object	0	0					
Forcible Fondling	0	0					
Incest	0	0					
Statutory Rape	0	0					
Kidnapping/Abduction	1	1					
Commercial Sex Acts	0	0					
Involuntary Servitude	0	0					
Total	52	47					
Group B Arrests							
Offense	Adult	Juvenile					
Bad Checks	0	0					
Curfew/Vagrancy	0	3					
Disorderly Conduct	12	6					
DUI	47	0					
Drunkenness	9	0					
Family-Non Violent	0	0					
Liquor Law Violations	11	0					
Peeping Tom	0	0					
Trespass	11	3					
All Other Offenses	11	4					
Total Group B	101	16					

Crime in Tennessee 2017

(*) Offenses are counted using the FBI Units of Count for Crime

(**) The 'Arrests' column shows arrests made for incidents during the selected period, regardless of arrest date. Arrest counts for the same period may change over time.

Brentwood Police Department - NIBRS Agency Crime Overview - 2017

2016 Population Estimate		42,517		Offenses (*)		Arrests (**)	
				Reported	Cleared	Adult	Juvenile
Offense Overview				Group A Offenses			
Crimes Against Persons							
Offense Total	1,297	Murder	0	0	0	0	
Number Cleared	524	Negligent Manslaughter	0	0	0	0	
Percent Cleared	40.40 %	Negligent Vehicular Manslaughter	0	0	0	0	
Group A Crimes per 100,000 population	3,050.5	Kidnapping/Abduction	0	0	0	0	
		Forcible Rape	8	0	1	0	
		Forcible Sodomy	0	0	0	0	
		Sexual Assault W/Object	2	1	0	0	
		Forcible Fondling	10	2	0	1	
		Incest	0	0	0	0	
		Statutory Rape	0	0	0	0	
		Aggravated Assault	16	9	5	0	
		Simple Assault	64	39	19	6	
		Intimidation	31	12	5	6	
		Stalking	1	1	1	0	
		Commercial Sex Acts	0	0	0	0	
		Involuntary Servitude	0	0	0	0	
		Crimes Against Property					
		Arson	2	0	0	0	
		Bribery	0	0	0	0	
		Burglary	56	8	4	0	
		Counterfeiting/Forgery	41	17	16	0	
		Destruction/Damage/Vandalism	54	6	0	4	
		Embezzlement	15	2	1	0	
		Extortion/Blackmail	7	0	0	0	
		Fraud - False Pretenses	72	14	3	0	
		Fraud - Credit Card/ATM	78	2	2	0	
		Fraud - Impersonation	43	8	7	0	
		Fraud - Welfare	0	0	0	0	
		Fraud - Wire	31	0	0	0	
		Fraud - Identity Theft	33	1	2	0	
		Fraud - Computer Hacking/Invasion	1	0	0	0	
		Robbery	5	0	0	0	
		Theft - Pocket-picking	2	0	0	0	
		Theft - Purse Snatching	0	0	0	0	
		Theft - Shoplifting	73	37	41	0	
		Theft From Building	78	7	2	2	
		Theft From Coin Machine	0	0	0	0	
		Theft From Motor Vehicle	125	14	15	1	
		Theft of Motor Vehicle Parts	12	1	2	0	
		Theft - All Other Larceny	54	4	7	0	
		Motor Vehicle Theft	18	2	2	1	
		Stolen Property Offenses	12	10	5	2	
		Crimes Against Society					
		Animal Cruelty	1	0	0	0	
		Drug/Narcotic Violations	196	181	171	11	
		Drug/Narcotic Equipment Violations	143	137	39	1	
		Gambling - Betting/Wagering	0	0	0	0	
		Gambling - Operating/Promoting	0	0	0	0	
		Gambling - Equipment Violations	0	0	0	0	
		Gambling - Sports Tampering	0	0	0	0	
		Pornography/Obscene Material	2	0	0	0	
		Prostitution	3	3	3	0	
		Prostitution Assisting/Promoting	2	1	0	0	
		Purchasing Prostitution	0	0	0	0	
		Weapon Law Violations	6	5	3	1	
		Total Group A Offenses	1,297	524	356	36	
Domestic Violence Victims							
Offense	Reported	Cleared					
Murder	0	0					
Aggravated Assault	5	5					
Simple Assault	47	27					
Intimidation	10	7					
Stalking	0	0					
Forcible Rape	1	0					
Forcible Sodomy	0	0					
Sexual Assault W/Object	0	0					
Forcible Fondling	1	0					
Incest	0	0					
Statutory Rape	0	0					
Kidnapping/Abduction	0	0					
Commercial Sex Acts	0	0					
Involuntary Servitude	0	0					
Total	64	39					
Group B Arrests							
Offense	Adult	Juvenile					
Bad Checks	0	0					
Curfew/Vagrancy	0	0					
Disorderly Conduct	3	0					
DUI	42	0					
Drunkenness	2	0					
Family-Non Violent	0	0					
Liquor Law Violations	4	0					
Peeping Tom	0	0					
Trespass	1	0					
All Other Offenses	20	6					
Total Group B	72	6					

Crime in Tennessee 2017

(*) Offenses are counted using the FBI Units of Count for Crime

(**) The 'Arrests' column shows arrests made for incidents during the selected period, regardless of arrest date. Arrest counts for the same period may change over time.

Brighton Police Department - NIBRS Agency Crime Overview - 2017

2016 Population Estimate		2,936		Offenses (*)		Arrests (**)		
Offense Overview		Group A Offenses		Reported	Cleared	Adult	Juvenile	
Offense Total	250	Crimes Against Persons						
Number Cleared	130	Murder		0	0	0	0	
Percent Cleared	52.00 %	Negligent Manslaughter		0	0	0	0	
Group A Crimes per 100,000 population	8,515.0	Negligent Vehicular Manslaughter		0	0	0	0	
		Kidnapping/Abduction		0	0	0	0	
		Forcible Rape		1	0	0	0	
		Forcible Sodomy		0	0	0	0	
		Sexual Assault W/Object		0	0	0	0	
		Forcible Fondling		0	0	0	0	
		Incest		0	0	0	0	
		Statutory Rape		0	0	0	0	
		Aggravated Assault		13	10	8	0	
		Simple Assault		29	13	12	0	
		Intimidation		0	0	0	0	
		Stalking		0	0	0	0	
		Commercial Sex Acts		0	0	0	0	
		Involuntary Servitude		0	0	0	0	
		Crimes Against Property						
		Arson		0	0	0	0	
		Bribery		0	0	0	0	
		Burglary		9	0	0	0	
		Counterfeiting/Forgery		5	0	0	0	
		Destruction/Damage/Vandalism		6	0	0	0	
		Embezzlement		0	0	0	0	
		Extortion/Blackmail		0	0	0	0	
		Fraud - False Pretenses		0	0	0	0	
		Fraud - Credit Card/ATM		2	0	0	0	
		Fraud - Impersonation		2	1	1	0	
		Fraud - Welfare		0	0	0	0	
		Fraud - Wire		0	0	0	0	
		Fraud - Identity Theft		1	0	0	0	
		Fraud - Computer Hacking/Invasion		0	0	0	0	
		Robbery		0	0	0	0	
		Theft - Pocket-picking		1	0	0	0	
		Theft - Purse Snatching		1	0	0	0	
		Theft - Shoplifting		4	2	2	0	
		Theft From Building		3	0	0	0	
		Theft From Coin Machine		1	0	0	0	
		Theft From Motor Vehicle		11	0	0	0	
		Theft of Motor Vehicle Parts		2	0	0	0	
		Theft - All Other Larceny		13	2	2	0	
		Motor Vehicle Theft		5	4	4	0	
		Stolen Property Offenses		2	1	1	0	
		Crimes Against Society						
		Animal Cruelty		0	0	0	0	
		Drug/Narcotic Violations		77	53	51	0	
		Drug/Narcotic Equipment Violations		57	41	7	0	
		Gambling - Betting/Wagering		0	0	0	0	
		Gambling - Operating/Promoting		0	0	0	0	
		Gambling - Equipment Violations		0	0	0	0	
		Gambling - Sports Tampering		0	0	0	0	
		Pornography/Obscene Material		0	0	0	0	
		Prostitution		0	0	0	0	
		Prostitution Assisting/Promoting		0	0	0	0	
		Purchasing Prostitution		0	0	0	0	
		Weapon Law Violations		5	3	0	0	
		Total Group A Offenses		250	130	88	0	
Domestic Violence Victims								
Offense	Reported	Cleared						
Murder	0	0	Burglary	9	0	0	0	
Aggravated Assault	6	5	Counterfeiting/Forgery	5	0	0	0	
Simple Assault	23	13	Destruction/Damage/Vandalism	6	0	0	0	
Intimidation	0	0	Embezzlement	0	0	0	0	
Stalking	0	0	Extortion/Blackmail	0	0	0	0	
Forcible Rape	0	0	Fraud - False Pretenses	0	0	0	0	
Forcible Sodomy	0	0	Fraud - Credit Card/ATM	2	0	0	0	
Sexual Assault W/Object	0	0	Fraud - Impersonation	2	1	1	0	
Forcible Fondling	0	0	Fraud - Welfare	0	0	0	0	
Incest	0	0	Fraud - Wire	0	0	0	0	
Statutory Rape	0	0	Fraud - Identity Theft	1	0	0	0	
Kidnapping/Abduction	0	0	Fraud - Computer Hacking/Invasion	0	0	0	0	
Commercial Sex Acts	0	0	Robbery	0	0	0	0	
Involuntary Servitude	0	0	Theft - Pocket-picking	1	0	0	0	
Total	29	18	Theft - Purse Snatching	1	0	0	0	
Group B Arrests								
Offense	Adult	Juvenile						
Bad Checks	0	0	Theft - Shoplifting	4	2	2	0	
Curfew/Vagrancy	0	0	Theft From Building	3	0	0	0	
Disorderly Conduct	2	1	Theft From Coin Machine	1	0	0	0	
DUI	16	0	Theft From Motor Vehicle	11	0	0	0	
Drunkenness	4	1	Theft of Motor Vehicle Parts	2	0	0	0	
Family-Non Violent	0	0	Theft - All Other Larceny	13	2	2	0	
Liquor Law Violations	1	0	Motor Vehicle Theft	5	4	4	0	
Peeping Tom	0	0	Stolen Property Offenses	2	1	1	0	
Trespass	1	0	Crimes Against Society					
All Other Offenses	74	0	Animal Cruelty	0	0	0	0	
Total Group B	98	2	Drug/Narcotic Violations	77	53	51	0	
			Drug/Narcotic Equipment Violations	57	41	7	0	
			Gambling - Betting/Wagering	0	0	0	0	
			Gambling - Operating/Promoting	0	0	0	0	
			Gambling - Equipment Violations	0	0	0	0	
			Gambling - Sports Tampering	0	0	0	0	
			Pornography/Obscene Material	0	0	0	0	
			Prostitution	0	0	0	0	
			Prostitution Assisting/Promoting	0	0	0	0	
			Purchasing Prostitution	0	0	0	0	
			Weapon Law Violations	5	3	0	0	
			Total Group A Offenses	250	130	88	0	

Crime in Tennessee 2017

(*) Offenses are counted using the FBI Units of Count for Crime

(**) The 'Arrests' column shows arrests made for incidents during the selected period, regardless of arrest date. Arrest counts for the same period may change over time.

Bristol Police Department - NIBRS Agency Crime Overview - 2017

2016 Population Estimate		27,109		Offenses (*)		Arrests (**)	
				Reported	Cleared	Adult	Juvenile
Offense Overview				Group A Offenses			
Crimes Against Persons				Crimes Against Persons			
Offense Total	3,054	Murder	2	1	1	0	
Number Cleared	1,854	Negligent Manslaughter	0	0	0	0	
Percent Cleared	60.71 %	Negligent Vehicular Manslaughter	0	0	0	0	
Group A Crimes per 100,000 population	11,265.6	Kidnapping/Abduction	9	7	7	0	
		Forcible Rape	13	4	1	0	
		Forcible Sodomy	1	1	0	0	
		Sexual Assault W/Object	0	0	0	0	
		Forcible Fondling	23	14	3	2	
		Incest	0	0	0	0	
		Statutory Rape	3	2	1	0	
		Aggravated Assault	86	71	46	6	
		Simple Assault	429	329	132	36	
		Intimidation	9	8	5	0	
		Stalking	8	5	4	0	
		Commercial Sex Acts	0	0	0	0	
		Involuntary Servitude	0	0	0	0	
Arrest Overview				Crimes Against Property			
Domestic Violence Victims				Arson			
Offense		Reported	Cleared	Bribery		Arson	
Murder		1	1	Burglary		3 2 0 2	
Aggravated Assault		33	33	Counterfeiting/Forgery		0 0 0 0	
Simple Assault		246	177	Destruction/Damage/Vandalism		136 35 23 6	
Intimidation		8	7	Embezzlement		51 11 12 0	
Stalking		5	3	Extortion/Blackmail		275 123 33 8	
Forcible Rape		4	2	Fraud - False Pretenses		15 7 6 0	
Forcible Sodomy		1	1	Fraud - Credit Card/ATM		0 0 0 0	
Sexual Assault W/Object		0	0	Fraud - Impersonation		123 28 8 0	
Forcible Fondling		7	4	Fraud - Welfare		78 25 10 1	
Incest		0	0	Fraud - Wire		55 45 27 3	
Statutory Rape		2	1	Fraud - Identity Theft		0 0 0 0	
Kidnapping/Abduction		8	7	Fraud - Computer Hacking/Invasion		12 3 1 0	
Commercial Sex Acts		0	0	Robbery		12 1 16 0	
Involuntary Servitude		0	0	Theft - Pocket-picking		0 0 0 0	
Total		315	236	Theft - Purse Snatching		0 0 0 0	
Group B Arrests				Theft - Shoplifting		238 162 121 26	
Offense		Adult	Juvenile	Theft From Building		146 54 25 3	
Bad Checks		2	0	Theft From Coin Machine		3 0 0 0	
Curfew/Vagrancy		0	3	Theft From Motor Vehicle		110 5 0 2	
Disorderly Conduct		12	3	Theft of Motor Vehicle Parts		62 8 3 3	
DUI		162	0	Theft - All Other Larceny		152 34 25 4	
Drunkenness		126	4	Motor Vehicle Theft		80 28 18 1	
Family-Non Violent		1	0	Stolen Property Offenses		23 22 6 0	
Liquor Law Violations		5	2	Crimes Against Society			
Peeping Tom		0	0	Animal Cruelty		0 0 0 0	
Trespass		29	0	Drug/Narcotic Violations		449 397 401 17	
All Other Offenses		177	15	Drug/Narcotic Equipment Violations		388 375 132 3	
Total Group B		514	27	Gambling - Betting/Wagering		0 0 0 0	
				Gambling - Operating/Promoting		1 1 0 0	
				Gambling - Equipment Violations		0 0 0 0	
				Gambling - Sports Tampering		0 0 0 0	
				Pornography/Obscene Material		5 3 1 2	
				Prostitution		0 0 0 0	
				Prostitution Assisting/Promoting		0 0 0 0	
				Purchasing Prostitution		0 0 0 0	
				Weapon Law Violations		45 41 12 0	
				Total Group A Offenses		3,054 1,854 1,082 125	

Crime in Tennessee 2017

(*) Offenses are counted using the FBI Units of Count for Crime

(**) The 'Arrests' column shows arrests made for incidents during the selected period, regardless of arrest date. Arrest counts for the same period may change over time.

Brownsville Police Department - NIBRS Agency Crime Overview - 2017

2016 Population Estimate		9,782		Offenses (*)		Arrests (**)	
Offense Overview		Group A Offenses		Reported	Cleared	Adult	Juvenile
Offense Total	1,335	Crimes Against Persons					
Number Cleared	512	Murder		2	2	2	0
Percent Cleared	38.35 %	Negligent Manslaughter		0	0	0	0
Group A Crimes per 100,000 population	13,647.5	Negligent Vehicular Manslaughter		0	0	0	0
		Kidnapping/Abduction		1	1	1	0
		Forcible Rape		9	7	3	5
		Forcible Sodomy		1	1	0	1
		Sexual Assault W/Object		0	0	0	0
		Forcible Fondling		3	0	0	0
		Incest		0	0	0	0
		Statutory Rape		2	2	2	0
		Aggravated Assault		99	71	45	2
		Simple Assault		247	111	86	11
		Intimidation		75	9	9	0
		Stalking		6	4	3	0
		Commercial Sex Acts		0	0	0	0
		Involuntary Servitude		0	0	0	0
		Crimes Against Property					
		Arson		1	0	0	0
		Bribery		0	0	0	0
		Burglary		92	15	11	0
		Counterfeiting/Forgery		25	6	5	1
		Destruction/Damage/Vandalism		176	15	4	1
		Embezzlement		5	2	1	0
		Extortion/Blackmail		0	0	0	0
		Fraud - False Pretenses		34	16	15	0
		Fraud - Credit Card/ATM		7	2	2	0
		Fraud - Impersonation		18	7	4	0
		Fraud - Welfare		0	0	0	0
		Fraud - Wire		0	0	0	0
		Fraud - Identity Theft		0	0	0	0
		Fraud - Computer Hacking/Invasion		0	0	0	0
		Robbery		10	7	10	0
		Theft - Pocket-picking		0	0	0	0
		Theft - Purse Snatching		0	0	0	0
		Theft - Shoplifting		84	37	45	1
		Theft From Building		89	10	6	0
		Theft From Coin Machine		3	0	0	0
		Theft From Motor Vehicle		80	8	7	2
		Theft of Motor Vehicle Parts		9	0	0	0
		Theft - All Other Larceny		48	8	12	0
		Motor Vehicle Theft		23	8	7	0
		Stolen Property Offenses		3	3	0	0
		Crimes Against Society					
		Animal Cruelty		0	0	0	0
		Drug/Narcotic Violations		114	100	114	3
		Drug/Narcotic Equipment Violations		48	40	14	0
		Gambling - Betting/Wagering		0	0	0	0
		Gambling - Operating/Promoting		0	0	0	0
		Gambling - Equipment Violations		0	0	0	0
		Gambling - Sports Tampering		0	0	0	0
		Pornography/Obscene Material		0	0	0	0
		Prostitution		0	0	0	0
		Prostitution Assisting/Promoting		0	0	0	0
		Purchasing Prostitution		0	0	0	0
		Weapon Law Violations		21	20	1	0
		Total Group A Offenses		1,335	512	409	27
Domestic Violence Victims							
Offense	Reported	Cleared					
Murder	1	1					
Aggravated Assault	37	28					
Simple Assault	165	94					
Intimidation	19	3					
Stalking	3	3					
Forcible Rape	4	3					
Forcible Sodomy	0	0					
Sexual Assault W/Object	0	0					
Forcible Fondling	1	0					
Incest	0	0					
Statutory Rape	0	0					
Kidnapping/Abduction	1	1					
Commercial Sex Acts	0	0					
Involuntary Servitude	0	0					
Total	231	133					
Group B Arrests							
Offense	Adult	Juvenile					
Bad Checks	0	0					
Curfew/Vagrancy	0	0					
Disorderly Conduct	14	1					
DUI	32	0					
Drunkenness	30	0					
Family-Non Violent	2	0					
Liquor Law Violations	1	0					
Peeping Tom	0	0					
Trespass	15	0					
All Other Offenses	28	1					
Total Group B	122	2					

Crime in Tennessee 2017

(*) Offenses are counted using the FBI Units of Count for Crime

(**) The 'Arrests' column shows arrests made for incidents during the selected period, regardless of arrest date. Arrest counts for the same period may change over time.

Bruceston Police Department - NIBRS Agency Crime Overview - 2017

2016 Population Estimate		1,434		Offenses (*)		Arrests (**)		
				Reported	Cleared	Adult	Juvenile	
Offense Overview				Group A Offenses				
				Crimes Against Persons				
Offense Total	43	Murder		0	0	0	0	
Number Cleared	31	Negligent Manslaughter		0	0	0	0	
Percent Cleared	72.09 %	Negligent Vehicular Manslaughter		0	0	0	0	
Group A Crimes per 100,000 population	2,998.6	Kidnapping/Abduction		0	0	0	0	
		Forcible Rape		0	0	0	0	
		Forcible Sodomy		0	0	0	0	
		Sexual Assault W/Object		0	0	0	0	
		Forcible Fondling		0	0	0	0	
		Incest		0	0	0	0	
		Statutory Rape		0	0	0	0	
		Aggravated Assault		2	2	2	0	
		Simple Assault		4	4	3	0	
		Intimidation		2	2	2	0	
		Stalking		0	0	0	0	
		Commercial Sex Acts		0	0	0	0	
		Involuntary Servitude		0	0	0	0	
		Crimes Against Property						
		Arson		0	0	0	0	
		Bribery		0	0	0	0	
		Burglary		3	2	1	1	
		Counterfeiting/Forgery		0	0	0	0	
		Destruction/Damage/Vandalism		4	1	0	1	
		Embezzlement		0	0	0	0	
		Extortion/Blackmail		0	0	0	0	
		Fraud - False Pretenses		1	0	0	0	
		Fraud - Credit Card/ATM		0	0	0	0	
		Fraud - Impersonation		0	0	0	0	
		Fraud - Welfare		0	0	0	0	
		Fraud - Wire		0	0	0	0	
		Fraud - Identity Theft		0	0	0	0	
		Fraud - Computer Hacking/Invasion		0	0	0	0	
		Robbery		0	0	0	0	
		Theft - Pocket-picking		0	0	0	0	
		Theft - Purse Snatching		0	0	0	0	
		Theft - Shoplifting		4	4	4	0	
		Theft From Building		3	2	1	0	
		Theft From Coin Machine		0	0	0	0	
		Theft From Motor Vehicle		3	1	1	0	
		Theft of Motor Vehicle Parts		1	0	0	0	
		Theft - All Other Larceny		5	2	0	2	
		Motor Vehicle Theft		1	1	1	0	
		Stolen Property Offenses		0	0	0	0	
		Crimes Against Society						
		Animal Cruelty		0	0	0	0	
		Drug/Narcotic Violations		5	5	8	0	
		Drug/Narcotic Equipment Violations		4	4	0	0	
		Gambling - Betting/Wagering		0	0	0	0	
		Gambling - Operating/Promoting		0	0	0	0	
		Gambling - Equipment Violations		0	0	0	0	
		Gambling - Sports Tampering		0	0	0	0	
		Pornography/Obscene Material		0	0	0	0	
		Prostitution		0	0	0	0	
		Prostitution Assisting/Promoting		0	0	0	0	
		Purchasing Prostitution		0	0	0	0	
		Weapon Law Violations		1	1	1	0	
		Total Group A Offenses		43	31	24	4	
Domestic Violence Victims								
Offense	Reported	Cleared						
Murder	0	0	Burglary	3	2	1	1	
Aggravated Assault	2	2	Counterfeiting/Forgery	0	0	0	0	
Simple Assault	3	3	Destruction/Damage/Vandalism	4	1	0	1	
Intimidation	0	0	Embezzlement	0	0	0	0	
Stalking	0	0	Extortion/Blackmail	0	0	0	0	
Forcible Rape	0	0	Fraud - False Pretenses	1	0	0	0	
Forcible Sodomy	0	0	Fraud - Credit Card/ATM	0	0	0	0	
Sexual Assault W/Object	0	0	Fraud - Impersonation	0	0	0	0	
Forcible Fondling	0	0	Fraud - Welfare	0	0	0	0	
Incest	0	0	Fraud - Wire	0	0	0	0	
Statutory Rape	0	0	Fraud - Identity Theft	0	0	0	0	
Kidnapping/Abduction	0	0	Fraud - Computer Hacking/Invasion	0	0	0	0	
Commercial Sex Acts	0	0	Robbery	0	0	0	0	
Involuntary Servitude	0	0	Theft - Pocket-picking	0	0	0	0	
Total	5	5	Theft - Purse Snatching	0	0	0	0	
			Theft - Shoplifting	4	4	4	0	
			Theft From Building	3	2	1	0	
			Theft From Coin Machine	0	0	0	0	
			Theft From Motor Vehicle	3	1	1	0	
			Theft of Motor Vehicle Parts	1	0	0	0	
			Theft - All Other Larceny	5	2	0	2	
			Motor Vehicle Theft	1	1	1	0	
			Stolen Property Offenses	0	0	0	0	
			Crimes Against Society					
			Animal Cruelty	0	0	0	0	
			Drug/Narcotic Violations	5	5	8	0	
			Drug/Narcotic Equipment Violations	4	4	0	0	
			Gambling - Betting/Wagering	0	0	0	0	
			Gambling - Operating/Promoting	0	0	0	0	
			Gambling - Equipment Violations	0	0	0	0	
			Gambling - Sports Tampering	0	0	0	0	
			Pornography/Obscene Material	0	0	0	0	
			Prostitution	0	0	0	0	
			Prostitution Assisting/Promoting	0	0	0	0	
			Purchasing Prostitution	0	0	0	0	
			Weapon Law Violations	1	1	1	0	
			Total Group A Offenses	43	31	24	4	
Group B Arrests								
Offense	Adult	Juvenile						
Bad Checks	0	0						
Curfew/Vagrancy	0	0						
Disorderly Conduct	0	0						
DUI	3	0						
Drunkenness	5	0						
Family-Non Violent	0	0						
Liquor Law Violations	0	0						
Peeping Tom	0	0						
Trespass	0	0						
All Other Offenses	1	0						
Total Group B	9	0						

Crime in Tennessee 2017

(*) Offenses are counted using the FBI Units of Count for Crime

(**) The 'Arrests' column shows arrests made for incidents during the selected period, regardless of arrest date. Arrest counts for the same period may change over time.

Burns Police Department - NIBRS Agency Crime Overview - 2017

2016 Population Estimate		1,470		Offenses (*)		Arrests (**)	
Offense Overview				Reported	Cleared	Adult	Juvenile
Group A Offenses							
Crimes Against Persons							
Offense Total	10	Murder		1	0	0	0
Number Cleared	1	Negligent Manslaughter		0	0	0	0
Percent Cleared	10.00 %	Negligent Vehicular Manslaughter		0	0	0	0
Group A Crimes per 100,000 population	680.3	Kidnapping/Abduction		0	0	0	0
		Forcible Rape		0	0	0	0
		Forcible Sodomy		0	0	0	0
		Sexual Assault W/Object		1	0	0	0
		Forcible Fondling		0	0	0	0
Arrest Overview		Incest		0	0	0	0
Total Arrests	1	Statutory Rape		0	0	0	0
Adult Arrests	1	Aggravated Assault		0	0	0	0
Juvenile Arrests	0	Simple Assault		1	1	1	0
Unknown Age	0	Intimidation		1	0	0	0
Arrests per 100,000 population	68.0	Stalking		0	0	0	0
		Commercial Sex Acts		0	0	0	0
Average number offenses/incident	1.00	Involuntary Servitude		0	0	0	0
		Crimes Against Property					
Domestic Violence Victims		Arson		0	0	0	0
Offense	Reported	Cleared		Bribery			
Murder	0	0		Burglary			
Aggravated Assault	0	0		Counterfeiting/Forgery			
Simple Assault	1	1		Destruction/Damage/Vandalism			
Intimidation	0	0		Embezzlement			
Stalking	0	0		Extortion/Blackmail			
Forcible Rape	0	0		Fraud - False Pretenses			
Forcible Sodomy	0	0		Fraud - Credit Card/ATM			
Sexual Assault W/Object	0	0		Fraud - Impersonation			
Forcible Fondling	0	0		Fraud - Welfare			
Incest	0	0		Fraud - Wire			
Statutory Rape	0	0		Fraud - Identity Theft			
Kidnapping/Abduction	0	0		Fraud - Computer Hacking/Invasion			
Commercial Sex Acts	0	0		Robbery			
Involuntary Servitude	0	0		Theft - Pocket-picking			
Total	1	1		Theft - Purse Snatching			
				Theft - Shoplifting			
Group B Arrests				Theft From Building			
Offense	Adult	Juvenile		Theft From Coin Machine			
Bad Checks	0	0		Theft From Motor Vehicle			
Curfew/Vagrancy	0	0		Theft of Motor Vehicle Parts			
Disorderly Conduct	0	0		Theft - All Other Larceny			
DUI	0	0		Motor Vehicle Theft			
Drunkenness	0	0		Stolen Property Offenses			
Family-Non Violent	0	0		Crimes Against Society			
Liquor Law Violations	0	0		Animal Cruelty			
Peeping Tom	0	0		Drug/Narcotic Violations			
Trespass	0	0		Drug/Narcotic Equipment Violations			
All Other Offenses	0	0		Gambling - Betting/Wagering			
Total Group B	0	0		Gambling - Operating/Promoting			
				Gambling - Equipment Violations			
				Gambling - Sports Tampering			
				Pornography/Obscene Material			
				Prostitution			
				Prostitution Assisting/Promoting			
				Purchasing Prostitution			
				Weapon Law Violations			
				Total Group A Offenses	10	1	1

Crime in Tennessee 2017

(*) Offenses are counted using the FBI Units of Count for Crime

(**) The 'Arrests' column shows arrests made for incidents during the selected period, regardless of arrest date. Arrest counts for the same period may change over time.

Calhoun Police Department - NIBRS Agency Crime Overview - 2017

2016 Population Estimate		497	Offenses (*)		Arrests (**)	
			Reported	Cleared	Adult	Juvenile
Offense Overview			Group A Offenses			
			Crimes Against Persons			
Offense Total	4		0	0	0	0
Number Cleared	1		0	0	0	0
Percent Cleared	25.00 %		0	0	0	0
Group A Crimes per 100,000 population	804.8		0	0	0	0
			Crimes Against Property			
Arrest Overview						
Total Arrests	7		0	0	0	0
Adult Arrests	7		0	0	0	0
Juvenile Arrests	0		0	0	0	0
Unknown Age	0		1	1	1	0
Arrests per 100,000 population	1,408.5		0	0	0	0
Average number offenses/incident	1.00		0	0	0	0
			Crimes Against Society			
Domestic Violence Victims						
Offense	Reported	Cleared				
Murder	0	0	0	0	0	0
Aggravated Assault	0	0	0	0	0	0
Simple Assault	1	1	0	0	0	0
Intimidation	0	0	0	0	0	0
Stalking	0	0	0	0	0	0
Forcible Rape	0	0	0	0	0	0
Forcible Sodomy	0	0	0	0	0	0
Sexual Assault W/Object	0	0	0	0	0	0
Forcible Fondling	0	0	0	0	0	0
Incest	0	0	0	0	0	0
Statutory Rape	0	0	0	0	0	0
Kidnapping/Abduction	0	0	0	0	0	0
Commercial Sex Acts	0	0	0	0	0	0
Involuntary Servitude	0	0	0	0	0	0
Total	1	1				
Group B Arrests						
Offense	Adult	Juvenile				
Bad Checks	0	0				
Curfew/Vagrancy	0	0				
Disorderly Conduct	0	0				
DUI	1	0				
Drunkenness	1	0				
Family-Non Violent	0	0				
Liquor Law Violations	0	0				
Peeping Tom	0	0				
Trespass	0	0				
All Other Offenses	4	0				
Total Group B	6	0				
			Crimes Against Society			
			Animal Cruelty			
			Drug/Narcotic Violations			
			Drug/Narcotic Equipment Violations			
			Gambling - Betting/Wagering			
			Gambling - Operating/Promoting			
			Gambling - Equipment Violations			
			Gambling - Sports Tampering			
			Pornography/Obscene Material			
			Prostitution			
			Prostitution Assisting/Promoting			
			Purchasing Prostitution			
			Weapon Law Violations			
			Total Group A Offenses			
			4	1	1	0

Crime in Tennessee 2017

(*) Offenses are counted using the FBI Units of Count for Crime

(**) The 'Arrests' column shows arrests made for incidents during the selected period, regardless of arrest date. Arrest counts for the same period may change over time.

Camden Police Department - NIBRS Agency Crime Overview - 2017

2016 Population Estimate		3,551		Offenses (*)		Arrests (**)	
				Reported	Cleared	Adult	Juvenile
Offense Overview				Group A Offenses			
Crimes Against Persons							
Offense Total	226	Murder	0	0	0	0	
Number Cleared	111	Negligent Manslaughter	0	0	0	0	
Percent Cleared	49.12 %	Negligent Vehicular Manslaughter	0	0	0	0	
Group A Crimes per 100,000 population	6,364.4	Kidnapping/Abduction	1	1	1	0	
		Forcible Rape	0	0	0	0	
		Forcible Sodomy	0	0	0	0	
		Sexual Assault W/Object	0	0	0	0	
		Forcible Fondling	0	0	0	0	
		Incest	0	0	0	0	
		Statutory Rape	0	0	0	0	
		Aggravated Assault	8	8	5	1	
		Simple Assault	32	26	24	2	
		Intimidation	1	1	1	0	
		Stalking	0	0	0	0	
		Commercial Sex Acts	0	0	0	0	
		Involuntary Servitude	0	0	0	0	
		Crimes Against Property					
		Arson	0	0	0	0	
		Bribery	0	0	0	0	
		Burglary	9	2	2	0	
		Counterfeiting/Forgery	13	3	3	0	
		Destruction/Damage/Vandalism	23	1	1	0	
		Embezzlement	0	0	0	0	
		Extortion/Blackmail	0	0	0	0	
		Fraud - False Pretenses	0	0	0	0	
		Fraud - Credit Card/ATM	2	0	0	0	
		Fraud - Impersonation	0	0	0	0	
		Fraud - Welfare	0	0	0	0	
		Fraud - Wire	0	0	0	0	
		Fraud - Identity Theft	0	0	0	0	
		Fraud - Computer Hacking/Invasion	0	0	0	0	
		Robbery	0	0	0	0	
		Theft - Pocket-picking	0	0	0	0	
		Theft - Purse Snatching	0	0	0	0	
		Theft - Shoplifting	49	39	38	2	
		Theft From Building	11	1	1	0	
		Theft From Coin Machine	0	0	0	0	
		Theft From Motor Vehicle	13	0	0	0	
		Theft of Motor Vehicle Parts	3	0	0	0	
		Theft - All Other Larceny	34	8	8	0	
		Motor Vehicle Theft	6	1	1	0	
		Stolen Property Offenses	0	0	0	0	
		Crimes Against Society					
		Animal Cruelty	0	0	0	0	
		Drug/Narcotic Violations	17	16	15	5	
		Drug/Narcotic Equipment Violations	4	4	3	0	
		Gambling - Betting/Wagering	0	0	0	0	
		Gambling - Operating/Promoting	0	0	0	0	
		Gambling - Equipment Violations	0	0	0	0	
		Gambling - Sports Tampering	0	0	0	0	
		Pornography/Obscene Material	0	0	0	0	
		Prostitution	0	0	0	0	
		Prostitution Assisting/Promoting	0	0	0	0	
		Purchasing Prostitution	0	0	0	0	
		Weapon Law Violations	0	0	0	0	
		Total Group A Offenses	226	111	103	10	
Domestic Violence Victims							
Offense	Reported	Cleared					
Murder	0	0					
Aggravated Assault	2	2					
Simple Assault	15	14					
Intimidation	1	1					
Stalking	0	0					
Forcible Rape	0	0					
Forcible Sodomy	0	0					
Sexual Assault W/Object	0	0					
Forcible Fondling	0	0					
Incest	0	0					
Statutory Rape	0	0					
Kidnapping/Abduction	0	0					
Commercial Sex Acts	0	0					
Involuntary Servitude	0	0					
Total	18	17					
Group B Arrests							
Offense	Adult	Juvenile					
Bad Checks	0	0					
Curfew/Vagrancy	0	0					
Disorderly Conduct	6	0					
DUI	12	0					
Drunkenness	10	0					
Family-Non Violent	0	0					
Liquor Law Violations	0	0					
Peeping Tom	0	0					
Trespass	9	0					
All Other Offenses	12	0					
Total Group B	49	0					

Crime in Tennessee 2017

(*) Offenses are counted using the FBI Units of Count for Crime

(**) The 'Arrests' column shows arrests made for incidents during the selected period, regardless of arrest date. Arrest counts for the same period may change over time.

Carthage Police Department - NIBRS Agency Crime Overview - 2017

2016 Population Estimate		2,286		Offenses (*)		Arrests (**)		
Offense Overview		Group A Offenses		Reported	Cleared	Adult	Juvenile	
Offense Total	138	Crimes Against Persons						
Number Cleared	70	Murder		0	0	0	0	
Percent Cleared	50.72 %	Negligent Manslaughter		0	0	0	0	
Group A Crimes per 100,000 population	6,036.7	Negligent Vehicular Manslaughter		0	0	0	0	
		Kidnapping/Abduction		0	0	0	0	
		Forcible Rape		0	0	0	0	
		Forcible Sodomy		0	0	0	0	
		Sexual Assault W/Object		0	0	0	0	
		Forcible Fondling		1	0	0	0	
		Incest		0	0	0	0	
		Statutory Rape		1	0	0	0	
		Aggravated Assault		6	5	5	0	
		Simple Assault		21	15	13	0	
		Intimidation		3	0	0	0	
		Stalking		1	1	1	0	
		Commercial Sex Acts		0	0	0	0	
		Involuntary Servitude		0	0	0	0	
		Crimes Against Property						
		Arson		0	0	0	0	
		Bribery		0	0	0	0	
		Burglary		11	3	3	0	
		Counterfeiting/Forgery		1	1	1	0	
		Destruction/Damage/Vandalism		5	0	0	0	
		Embezzlement		2	1	1	0	
		Extortion/Blackmail		0	0	0	0	
		Fraud - False Pretenses		1	0	0	0	
		Fraud - Credit Card/ATM		0	0	0	0	
		Fraud - Impersonation		1	1	1	0	
		Fraud - Welfare		0	0	0	0	
		Fraud - Wire		0	0	0	0	
		Fraud - Identity Theft		0	0	0	0	
		Fraud - Computer Hacking/Invasion		0	0	0	0	
		Robbery		1	0	0	0	
		Theft - Pocket-picking		1	0	0	0	
		Theft - Purse Snatching		0	0	0	0	
		Theft - Shoplifting		31	12	12	0	
		Theft From Building		5	2	2	0	
		Theft From Coin Machine		1	1	1	0	
		Theft From Motor Vehicle		1	0	0	0	
		Theft of Motor Vehicle Parts		2	0	0	0	
		Theft - All Other Larceny		15	3	3	0	
		Motor Vehicle Theft		1	0	0	0	
		Stolen Property Offenses		0	0	0	0	
		Crimes Against Society						
		Animal Cruelty		0	0	0	0	
		Drug/Narcotic Violations		18	17	18	0	
		Drug/Narcotic Equipment Violations		6	6	0	0	
		Gambling - Betting/Wagering		0	0	0	0	
		Gambling - Operating/Promoting		0	0	0	0	
		Gambling - Equipment Violations		0	0	0	0	
		Gambling - Sports Tampering		0	0	0	0	
		Pornography/Obscene Material		0	0	0	0	
		Prostitution		0	0	0	0	
		Prostitution Assisting/Promoting		0	0	0	0	
		Purchasing Prostitution		0	0	0	0	
		Weapon Law Violations		2	2	0	0	
		Total Group A Offenses		138	70	61	0	
Domestic Violence Victims								
Offense	Reported	Cleared						
Murder	0	0						
Aggravated Assault	2	2						
Simple Assault	15	11						
Intimidation	0	0						
Stalking	1	1						
Forcible Rape	0	0						
Forcible Sodomy	0	0						
Sexual Assault W/Object	0	0						
Forcible Fondling	1	0						
Incest	0	0						
Statutory Rape	0	0						
Kidnapping/Abduction	0	0						
Commercial Sex Acts	0	0						
Involuntary Servitude	0	0						
Total	19	14						
Group B Arrests								
Offense	Adult	Juvenile						
Bad Checks	0	0						
Curfew/Vagrancy	0	0						
Disorderly Conduct	7	0						
DUI	5	0						
Drunkenness	9	0						
Family-Non Violent	0	0						
Liquor Law Violations	1	0						
Peeping Tom	0	0						
Trespass	5	0						
All Other Offenses	5	0						
Total Group B	32	0						

Crime in Tennessee 2017

(*) Offenses are counted using the FBI Units of Count for Crime

(**) The 'Arrests' column shows arrests made for incidents during the selected period, regardless of arrest date. Arrest counts for the same period may change over time.

Caryville Police Department - NIBRS Agency Crime Overview - 2017

2016 Population Estimate		2,179		Offenses (*)		Arrests (**)	
				Reported	Cleared	Adult	Juvenile
Offense Overview				Group A Offenses			
Crimes Against Persons							
Offense Total		185		0	0	0	0
Number Cleared		98		0	0	0	0
Percent Cleared		52.97 %		0	0	0	0
Group A Crimes per 100,000 population		8,490.1		0	0	0	0
				0	0	0	0
				0	0	0	0
				0	0	0	0
Arrest Overview				Crimes Against Property			
Total Arrests		97		0	0	0	0
Adult Arrests		97		0	0	0	0
Juvenile Arrests		0		3	2	2	0
Unknown Age		0		19	12	12	0
Arrests per 100,000 population		4,451.6		4	2	1	0
				2	0	0	0
				0	0	0	0
Average number offenses/incident		1.23		0	0	0	0
Domestic Violence Victims				Crimes Against Society			
Offense	Reported	Cleared		Arson	0	0	0
Murder	0	0		Bribery	0	0	0
Aggravated Assault	1	1		Burglary	8	0	0
Simple Assault	13	12		Counterfeiting/Forgery	5	3	1
Intimidation	1	1		Destruction/Damage/Vandalism	6	0	0
Stalking	1	0		Embezzlement	0	0	0
Forcible Rape	0	0		Extortion/Blackmail	1	0	0
Forcible Sodomy	0	0		Fraud - False Pretenses	1	0	0
Sexual Assault W/Object	0	0		Fraud - Credit Card/ATM	1	0	0
Forcible Fondling	0	0		Fraud - Impersonation	1	1	1
Incest	0	0		Fraud - Welfare	0	0	0
Statutory Rape	0	0		Fraud - Wire	0	0	0
Kidnapping/Abduction	0	0		Fraud - Identity Theft	0	0	0
Commercial Sex Acts	0	0		Fraud - Computer Hacking/Invasion	0	0	0
Involuntary Servitude	0	0		Robbery	1	1	1
Total	16	14		Theft - Pocket-picking	0	0	0
				Theft - Purse Snatching	0	0	0
				Theft - Shoplifting	1	0	0
Group B Arrests				Theft From Building	14	1	0
Offense	Adult	Juvenile		Theft From Coin Machine	0	0	0
Bad Checks	0	0		Theft From Motor Vehicle	5	0	0
Curfew/Vagrancy	0	0		Theft of Motor Vehicle Parts	2	0	0
Disorderly Conduct	1	0		Theft - All Other Larceny	20	2	2
DUI	5	0		Motor Vehicle Theft	15	3	2
Drunkenness	21	0		Stolen Property Offenses	0	0	0
Family-Non Violent	0	0		Crimes Against Society			
Liquor Law Violations	0	0		Animal Cruelty	0	0	0
Peeping Tom	0	0		Drug/Narcotic Violations	46	43	39
Trespass	0	0		Drug/Narcotic Equipment Violations	29	28	5
All Other Offenses	4	0		Gambling - Betting/Wagering	0	0	0
Total Group B	31	0		Gambling - Operating/Promoting	0	0	0
				Gambling - Equipment Violations	0	0	0
				Gambling - Sports Tampering	0	0	0
				Pornography/Obscene Material	1	0	0
				Prostitution	0	0	0
				Prostitution Assisting/Promoting	0	0	0
				Purchasing Prostitution	0	0	0
				Weapon Law Violations	0	0	0
				Total Group A Offenses	185	98	66

Crime in Tennessee 2017

(*) Offenses are counted using the FBI Units of Count for Crime

(**) The 'Arrests' column shows arrests made for incidents during the selected period, regardless of arrest date. Arrest counts for the same period may change over time.

Celina Police Department - NIBRS Agency Crime Overview - 2017

2016 Population Estimate	1,488	Offenses (*)		Arrests (**)	
		Reported	Cleared	Adult	Juvenile
Offense Overview		Group A Offenses			
		Crimes Against Persons			
Offense Total	101	0	0	0	0
Number Cleared	92	0	0	0	0
Percent Cleared	91.09 %	0	0	0	0
Group A Crimes per 100,000 population	6,787.6	0	0	0	0
		0	0	0	0
Arrest Overview		0	0	0	0
Total Arrests	119	0	0	0	0
Adult Arrests	118	0	0	0	0
Juvenile Arrests	1	0	0	0	0
Unknown Age	0	14	14	13	0
Arrests per 100,000 population	7,997.3	5	5	6	0
		0	0	0	0
Average number offenses/incident	1.33	0	0	0	0
		0	0	0	0
		Crimes Against Property			
Domestic Violence Victims		0	0	0	0
Offense	Reported	Cleared			
Murder	0	0	0	0	0
Aggravated Assault	0	0	0	0	0
Simple Assault	13	13	4	3	11
Intimidation	4	4	0	0	0
Stalking	0	0	0	0	0
Forcible Rape	0	0	0	0	0
Forcible Sodomy	0	0	0	0	0
Sexual Assault W/Object	0	0	0	0	0
Forcible Fondling	0	0	0	0	0
Incest	0	0	0	0	0
Statutory Rape	0	0	0	0	0
Kidnapping/Abduction	0	0	0	0	0
Commercial Sex Acts	0	0	0	0	0
Involuntary Servitude	0	0	0	0	0
Total	17	17	0	0	0
		0	0	0	0
Group B Arrests		Adult	Juvenile		
Offense					
Bad Checks	0	0	0	0	0
Curfew/Vagrancy	0	0	0	0	0
Disorderly Conduct	1	0	0	0	0
DUI	11	0	0	0	0
Drunkenness	16	0	0	0	0
Family-Non Violent	0	0	0	0	0
Liquor Law Violations	0	0	0	0	0
Peeping Tom	0	0	0	0	0
Trespass	3	0	0	0	0
All Other Offenses	7	0	0	0	0
Total Group B	38	0			
		0	0	0	0
		Crimes Against Society			
		0	0	0	0
		27	27	29	0
		18	18	1	0
		0	0	0	0
		0	0	0	0
		0	0	0	0
		0	0	0	0
		0	0	0	0
		0	0	0	0
		0	0	0	0
		0	0	0	0
		0	0	0	0
		0	0	0	0
		0	0	0	0
		0	0	0	0
		2	2	0	0
		0	0	0	0
		2	2	80	1
		101	92	80	1

Crime in Tennessee 2017

(*) Offenses are counted using the FBI Units of Count for Crime

(**) The 'Arrests' column shows arrests made for incidents during the selected period, regardless of arrest date. Arrest counts for the same period may change over time.

Centerville Police Department - NIBRS Agency Crime Overview - 2017

2016 Population Estimate		3,568		Offenses (*)		Arrests (**)	
				Reported	Cleared	Adult	Juvenile
Offense Overview				Group A Offenses			
Crimes Against Persons				Crimes Against Persons			
Offense Total	291	Murder	0	0	0	0	
Number Cleared	178	Negligent Manslaughter	0	0	0	0	
Percent Cleared	61.17 %	Negligent Vehicular Manslaughter	0	0	0	0	
Group A Crimes per 100,000 population	8,155.8	Kidnapping/Abduction	0	0	0	0	
		Forcible Rape	2	0	0	0	
		Forcible Sodomy	0	0	0	0	
		Sexual Assault W/Object	0	0	0	0	
		Forcible Fondling	1	0	0	0	
		Incest	0	0	0	0	
		Statutory Rape	0	0	0	0	
		Aggravated Assault	11	8	2	0	
		Simple Assault	30	30	21	3	
		Intimidation	3	3	1	0	
		Stalking	1	0	0	0	
		Commercial Sex Acts	0	0	0	0	
		Involuntary Servitude	0	0	0	0	
Arrest Overview				Crimes Against Property			
Domestic Violence Victims				Arson			
Offense		Reported	Cleared	Bribery		Arson	
Murder	0	0	Burglary	28	5	2	0
Aggravated Assault	0	0	Counterfeiting/Forgery	6	1	1	0
Simple Assault	23	23	Destruction/Damage/Vandalism	32	11	0	2
Intimidation	1	1	Embezzlement	0	0	0	0
Stalking	1	0	Extortion/Blackmail	0	0	0	0
Forcible Rape	0	0	Fraud - False Pretenses	9	0	0	0
Forcible Sodomy	0	0	Fraud - Credit Card/ATM	7	0	0	0
Sexual Assault W/Object	0	0	Fraud - Impersonation	1	0	0	0
Forcible Fondling	0	0	Fraud - Welfare	0	0	0	0
Incest	0	0	Fraud - Wire	0	0	0	0
Statutory Rape	0	0	Fraud - Identity Theft	2	0	0	0
Kidnapping/Abduction	0	0	Fraud - Computer Hacking/Invasion	0	0	0	0
Commercial Sex Acts	0	0	Robbery	1	1	2	0
Involuntary Servitude	0	0	Theft - Pocket-picking	1	0	0	0
Total	25	24	Theft - Purse Snatching	0	0	0	0
Group B Arrests				Theft - Shoplifting		Theft - Shoplifting	
Offense		Adult	Juvenile	Theft From Building		Theft From Building	
Bad Checks	0	0	Theft From Coin Machine	15	5	4	0
Curfew/Vagrancy	0	0	Theft From Motor Vehicle	2	0	0	0
Disorderly Conduct	18	5	Theft of Motor Vehicle Parts	1	1	0	0
DUI	14	1	Theft - All Other Larceny	3	1	0	0
Drunkenness	29	0	Motor Vehicle Theft	9	1	1	0
Family-Non Violent	1	0	Stolen Property Offenses	2	1	0	1
Liquor Law Violations	0	1	Crimes Against Society	Crimes Against Society		Crimes Against Society	
Peeping Tom	0	0	Animal Cruelty	0	0	0	0
Trespass	7	0	Drug/Narcotic Violations	52	50	26	4
All Other Offenses	1	0	Drug/Narcotic Equipment Violations	43	41	7	0
Total Group B	70	7	Gambling - Betting/Wagering	0	0	0	0
				Gambling - Operating/Promoting		Gambling - Operating/Promoting	
				Gambling - Equipment Violations		Gambling - Equipment Violations	
				Gambling - Sports Tampering		Gambling - Sports Tampering	
				Pornography/Obscene Material		Pornography/Obscene Material	
				Prostitution		Prostitution	
				Prostitution Assisting/Promoting		Prostitution Assisting/Promoting	
				Purchasing Prostitution		Purchasing Prostitution	
				Weapon Law Violations		Weapon Law Violations	
				Total Group A Offenses		Total Group A Offenses	
				291		178	
				178		75	
				11		11	

Crime in Tennessee 2017

(*) Offenses are counted using the FBI Units of Count for Crime

(**) The 'Arrests' column shows arrests made for incidents during the selected period, regardless of arrest date. Arrest counts for the same period may change over time.

Chapel Hill Police Department - NIBRS Agency Crime Overview - 2017

2016 Population Estimate		1,476		Offenses (*)		Arrests (**)	
Offense Overview				Reported	Cleared	Adult	Juvenile
Offense Total	85	Group A Offenses					
Number Cleared	60	Crimes Against Persons					
Percent Cleared	70.59 %	Murder		0	0	0	0
Group A Crimes per 100,000 population	5,758.8	Negligent Manslaughter		0	0	0	0
		Negligent Vehicular Manslaughter		0	0	0	0
		Kidnapping/Abduction		0	0	0	0
		Forcible Rape		0	0	0	0
		Forcible Sodomy		0	0	0	0
		Sexual Assault W/Object		0	0	0	0
		Forcible Fondling		1	1	0	0
		Incest		0	0	0	0
		Statutory Rape		1	1	0	0
		Aggravated Assault		7	7	7	0
		Simple Assault		15	15	8	0
		Intimidation		0	0	0	0
		Stalking		1	1	0	0
		Commercial Sex Acts		0	0	0	0
		Involuntary Servitude		0	0	0	0
		Crimes Against Property					
		Arson		0	0	0	0
		Bribery		0	0	0	0
		Burglary		2	1	1	0
		Counterfeiting/Forgery		7	2	1	0
		Destruction/Damage/Vandalism		7	1	0	0
		Embezzlement		0	0	0	0
		Extortion/Blackmail		0	0	0	0
		Fraud - False Pretenses		6	1	0	0
		Fraud - Credit Card/ATM		4	1	1	0
		Fraud - Impersonation		0	0	0	0
		Fraud - Welfare		0	0	0	0
		Fraud - Wire		0	0	0	0
		Fraud - Identity Theft		3	1	0	0
		Fraud - Computer Hacking/Invasion		0	0	0	0
		Robbery		0	0	0	0
		Theft - Pocket-picking		0	0	0	0
		Theft - Purse Snatching		0	0	0	0
		Theft - Shoplifting		1	1	1	0
		Theft From Building		1	1	1	0
		Theft From Coin Machine		0	0	0	0
		Theft From Motor Vehicle		2	0	0	0
		Theft of Motor Vehicle Parts		0	0	0	0
		Theft - All Other Larceny		0	0	0	0
		Motor Vehicle Theft		0	0	0	0
		Stolen Property Offenses		0	0	0	0
		Crimes Against Society					
		Animal Cruelty		0	0	0	0
		Drug/Narcotic Violations		14	13	11	1
		Drug/Narcotic Equipment Violations		11	11	3	0
		Gambling - Betting/Wagering		0	0	0	0
		Gambling - Operating/Promoting		0	0	0	0
		Gambling - Equipment Violations		0	0	0	0
		Gambling - Sports Tampering		0	0	0	0
		Pornography/Obscene Material		0	0	0	0
		Prostitution		0	0	0	0
		Prostitution Assisting/Promoting		0	0	0	0
		Purchasing Prostitution		0	0	0	0
		Weapon Law Violations		2	2	0	0
		Total Group A Offenses		85	60	34	1
Domestic Violence Victims							
Offense	Reported	Cleared					
Murder	0	0	Burglary	2	1	1	0
Aggravated Assault	6	6	Counterfeiting/Forgery	7	2	1	0
Simple Assault	14	14	Destruction/Damage/Vandalism	7	1	0	0
Intimidation	0	0	Embezzlement	0	0	0	0
Stalking	1	1	Extortion/Blackmail	0	0	0	0
Forcible Rape	0	0	Fraud - False Pretenses	6	1	0	0
Forcible Sodomy	0	0	Fraud - Credit Card/ATM	4	1	1	0
Sexual Assault W/Object	0	0	Fraud - Impersonation	0	0	0	0
Forcible Fondling	1	1	Fraud - Welfare	0	0	0	0
Incest	0	0	Fraud - Wire	0	0	0	0
Statutory Rape	1	1	Fraud - Identity Theft	3	1	0	0
Kidnapping/Abduction	0	0	Fraud - Computer Hacking/Invasion	0	0	0	0
Commercial Sex Acts	0	0	Robbery	0	0	0	0
Involuntary Servitude	0	0	Theft - Pocket-picking	0	0	0	0
Total	23	23	Theft - Purse Snatching	0	0	0	0
			Theft - Shoplifting	1	1	1	0
			Theft From Building	1	1	1	0
			Theft From Coin Machine	0	0	0	0
			Theft From Motor Vehicle	2	0	0	0
			Theft of Motor Vehicle Parts	0	0	0	0
			Theft - All Other Larceny	0	0	0	0
			Motor Vehicle Theft	0	0	0	0
			Stolen Property Offenses	0	0	0	0
			Crimes Against Society				
			Animal Cruelty	0	0	0	0
			Drug/Narcotic Violations	14	13	11	1
			Drug/Narcotic Equipment Violations	11	11	3	0
			Gambling - Betting/Wagering	0	0	0	0
			Gambling - Operating/Promoting	0	0	0	0
			Gambling - Equipment Violations	0	0	0	0
			Gambling - Sports Tampering	0	0	0	0
			Pornography/Obscene Material	0	0	0	0
			Prostitution	0	0	0	0
			Prostitution Assisting/Promoting	0	0	0	0
			Purchasing Prostitution	0	0	0	0
			Weapon Law Violations	2	2	0	0
			Total Group B Arrests	32	6		

Crime in Tennessee 2017

(*) Offenses are counted using the FBI Units of Count for Crime

(**) The 'Arrests' column shows arrests made for incidents during the selected period, regardless of arrest date. Arrest counts for the same period may change over time.

Charleston Police Department - NIBRS Agency Crime Overview - 2017

2016 Population Estimate		674		Offenses (*)		Arrests (**)	
Offense Overview		Group A Offenses		Reported	Cleared	Adult	Juvenile
Offense Total	7	Crimes Against Persons		0	0	0	0
Number Cleared	5	Murder		0	0	0	0
Percent Cleared	71.43 %	Negligent Manslaughter		0	0	0	0
Group A Crimes per 100,000 population	1,038.6	Negligent Vehicular Manslaughter		0	0	0	0
		Kidnapping/Abduction		0	0	0	0
		Forcible Rape		0	0	0	0
		Forcible Sodomy		0	0	0	0
		Sexual Assault W/Object		0	0	0	0
		Arrest Overview					
Total Arrests	8	Forcible Fondling		0	0	0	0
Adult Arrests	8	Incest		0	0	0	0
Juvenile Arrests	0	Statutory Rape		0	0	0	0
Unknown Age	0	Aggravated Assault		0	0	0	0
Arrests per 100,000 population	1,186.9	Simple Assault		0	0	0	0
		Intimidation		0	0	0	0
		Stalking		0	0	0	0
		Commercial Sex Acts		0	0	0	0
Average number offenses/incident	1.00	Involuntary Servitude		0	0	0	0
		Crimes Against Property					
Domestic Violence Victims		Arson		0	0	0	0
Offense	Reported	Cleared	Bribery	0	0	0	0
Murder	0	0	Burglary	1	0	0	0
Aggravated Assault	0	0	Counterfeiting/Forgery	0	0	0	0
Simple Assault	0	0	Destruction/Damage/Vandalism	0	0	0	0
Intimidation	0	0	Embezzlement	0	0	0	0
Stalking	0	0	Extortion/Blackmail	0	0	0	0
Forcible Rape	0	0	Fraud - False Pretenses	0	0	0	0
Forcible Sodomy	0	0	Fraud - Credit Card/ATM	0	0	0	0
Sexual Assault W/Object	0	0	Fraud - Impersonation	0	0	0	0
Forcible Fondling	0	0	Fraud - Welfare	0	0	0	0
Incest	0	0	Fraud - Wire	0	0	0	0
Statutory Rape	0	0	Fraud - Identity Theft	0	0	0	0
Kidnapping/Abduction	0	0	Fraud - Computer Hacking/Invasion	0	0	0	0
Commercial Sex Acts	0	0	Robbery	0	0	0	0
Involuntary Servitude	0	0	Theft - Pocket-picking	0	0	0	0
Total	0	0	Theft - Purse Snatching	0	0	0	0
			Theft - Shoplifting	2	1	2	0
			Theft From Building	0	0	0	0
			Theft From Coin Machine	0	0	0	0
			Theft From Motor Vehicle	0	0	0	0
			Theft of Motor Vehicle Parts	0	0	0	0
			Theft - All Other Larceny	0	0	0	0
			Motor Vehicle Theft	0	0	0	0
			Stolen Property Offenses	0	0	0	0
			Crimes Against Society				
			Animal Cruelty	0	0	0	0
			Drug/Narcotic Violations	2	2	2	0
			Drug/Narcotic Equipment Violations	1	1	1	0
			Gambling - Betting/Wagering	0	0	0	0
			Gambling - Operating/Promoting	0	0	0	0
			Gambling - Equipment Violations	0	0	0	0
			Gambling - Sports Tampering	0	0	0	0
			Pornography/Obscene Material	0	0	0	0
			Prostitution	0	0	0	0
			Prostitution Assisting/Promoting	0	0	0	0
			Purchasing Prostitution	0	0	0	0
			Weapon Law Violations	1	1	1	0
			Total Group A Offenses	7	5	6	0
Group B Arrests		Adult		Juvenile			
Offense	Adult	Juvenile					
Bad Checks	0	0					
Curfew/Vagrancy	0	0					
Disorderly Conduct	2	0					
DUI	0	0					
Drunkenness	0	0					
Family-Non Violent	0	0					
Liquor Law Violations	0	0					
Peeping Tom	0	0					
Trespass	0	0					
All Other Offenses	0	0					
Total Group B	2	0					

Crime in Tennessee 2017

(*) Offenses are counted using the FBI Units of Count for Crime

(**) The 'Arrests' column shows arrests made for incidents during the selected period, regardless of arrest date. Arrest counts for the same period may change over time.

Chattanooga Police Department - NIBRS Agency Crime Overview - 2017

2016 Population Estimate	177,571	Offenses (*)		Arrests (**)		
		Reported	Cleared	Adult	Juvenile	
Offense Overview		Group A Offenses				
		Crimes Against Persons				
Offense Total	23,901	Murder	32	19	18	0
Number Cleared	5,915	Negligent Manslaughter	0	0	0	0
Percent Cleared	24.75 %	Negligent Vehicular Manslaughter	0	0	0	0
Group A Crimes per 100,000 population	13,460.0	Kidnapping/Abduction	36	17	22	0
		Forcible Rape	111	8	6	0
		Forcible Sodomy	14	0	0	0
		Sexual Assault W/Object	1	0	0	0
		Forcible Fondling	83	5	5	0
		Incest	2	0	0	0
		Statutory Rape	13	2	2	0
		Aggravated Assault	1,443	562	496	7
		Simple Assault	3,010	1,116	906	23
		Intimidation	139	22	15	0
		Stalking	41	11	9	0
		Commercial Sex Acts	0	0	1	0
		Involuntary Servitude	0	0	0	0
		Crimes Against Property				
		Arson	17	5	2	1
		Bribery	1	1	1	0
		Burglary	1,551	116	95	3
		Counterfeiting/Forgery	304	24	53	0
		Destruction/Damage/Vandalism	2,777	286	129	7
		Embezzlement	139	36	20	1
		Extortion/Blackmail	3	0	0	0
		Fraud - False Pretenses	482	29	17	0
		Fraud - Credit Card/ATM	428	17	6	0
		Fraud - Impersonation	196	107	86	0
		Fraud - Welfare	1	1	2	0
		Fraud - Wire	23	0	0	0
		Fraud - Identity Theft	95	6	1	0
		Fraud - Computer Hacking/Invasion	6	0	0	0
		Robbery	331	61	92	28
		Theft - Pocket-picking	21	0	4	0
		Theft - Purse Snatching	30	3	0	0
		Theft - Shoplifting	2,236	647	707	6
		Theft From Building	1,111	81	48	2
		Theft From Coin Machine	16	1	2	0
		Theft From Motor Vehicle	2,305	40	30	6
		Theft of Motor Vehicle Parts	572	10	9	0
		Theft - All Other Larceny	1,672	108	85	2
		Motor Vehicle Theft	1,382	171	114	15
		Stolen Property Offenses	93	65	49	4
		Crimes Against Society				
		Animal Cruelty	2	1	0	0
		Drug/Narcotic Violations	1,717	1,156	1,108	11
		Drug/Narcotic Equipment Violations	969	779	165	0
		Gambling - Betting/Wagering	0	0	2	0
		Gambling - Operating/Promoting	4	4	7	0
		Gambling - Equipment Violations	6	3	1	0
		Gambling - Sports Tampering	0	0	0	0
		Pornography/Obscene Material	6	0	0	0
		Prostitution	44	34	37	0
		Prostitution Assisting/Promoting	3	3	3	0
		Purchasing Prostitution	28	17	1	0
		Weapon Law Violations	405	341	101	9
		Total Group A Offenses	23,901	5,915	4,457	125
Domestic Violence Victims						
Offense	Reported	Cleared				
Murder	3	3				
Aggravated Assault	493	305				
Simple Assault	1,526	793				
Intimidation	21	9				
Stalking	16	6				
Forcible Rape	24	3				
Forcible Sodomy	6	0				
Sexual Assault W/Object	0	0				
Forcible Fondling	21	1				
Incest	2	0				
Statutory Rape	2	0				
Kidnapping/Abduction	19	10				
Commercial Sex Acts	0	0				
Involuntary Servitude	0	0				
Total	2,133	1,130				
Group B Arrests						
Offense	Adult	Juvenile				
Bad Checks	0	0				
Curfew/Vagrancy	0	2				
Disorderly Conduct	369	8				
DUI	515	1				
Drunkenness	473	0				
Family-Non Violent	6	0				
Liquor Law Violations	6	0				
Peeping Tom	0	0				
Trespass	254	6				
All Other Offenses	497	5				
Total Group B	2,120	22				

Crime in Tennessee 2017

(*) Offenses are counted using the FBI Units of Count for Crime

(**) The 'Arrests' column shows arrests made for incidents during the selected period, regardless of arrest date. Arrest counts for the same period may change over time.

Church Hill Public Safety - NIBRS Agency Crime Overview - 2017

2016 Population Estimate		6,740		Offenses (*)		Arrests (**)		
Offense Overview				Reported	Cleared	Adult	Juvenile	
Offense Total		88		Group A Offenses				
Number Cleared		41		Crimes Against Persons				
Percent Cleared		46.59 %		Murder	1	1	1	0
Group A Crimes per 100,000 population		1,305.6		Negligent Manslaughter	0	0	0	0
				Negligent Vehicular Manslaughter	0	0	0	0
				Kidnapping/Abduction	0	0	0	0
				Forcible Rape	0	0	0	0
				Forcible Sodomy	0	0	0	0
				Sexual Assault W/Object	0	0	0	0
				Forcible Fondling	0	0	0	0
				Incest	0	0	0	0
				Statutory Rape	1	0	0	0
				Aggravated Assault	4	4	3	0
				Simple Assault	8	5	5	0
				Intimidation	1	0	0	0
				Stalking	0	0	0	0
				Commercial Sex Acts	0	0	0	0
				Involuntary Servitude	0	0	0	0
				Crimes Against Property				
				Arson	0	0	0	0
				Bribery	0	0	0	0
				Burglary	10	2	1	0
				Counterfeiting/Forgery	2	0	0	0
				Destruction/Damage/Vandalism	9	1	1	0
				Embezzlement	0	0	0	0
				Extortion/Blackmail	0	0	0	0
				Fraud - False Pretenses	1	0	0	0
				Fraud - Credit Card/ATM	4	0	0	0
				Fraud - Impersonation	1	1	1	0
				Fraud - Welfare	0	0	0	0
				Fraud - Wire	1	0	0	0
				Fraud - Identity Theft	0	0	0	0
				Fraud - Computer Hacking/Invasion	0	0	0	0
				Robbery	0	0	0	0
				Theft - Pocket-picking	0	0	0	0
				Theft - Purse Snatching	0	0	0	0
				Theft - Shoplifting	4	2	2	0
				Theft From Building	4	0	0	0
				Theft From Coin Machine	0	0	0	0
				Theft From Motor Vehicle	2	1	0	0
				Theft of Motor Vehicle Parts	0	0	0	0
				Theft - All Other Larceny	5	1	1	0
				Motor Vehicle Theft	4	1	0	1
				Stolen Property Offenses	1	1	0	0
				Crimes Against Society				
				Animal Cruelty	0	0	0	0
				Drug/Narcotic Violations	15	13	12	0
				Drug/Narcotic Equipment Violations	9	8	4	0
				Gambling - Betting/Wagering	0	0	0	0
				Gambling - Operating/Promoting	0	0	0	0
				Gambling - Equipment Violations	0	0	0	0
				Gambling - Sports Tampering	0	0	0	0
				Pornography/Obscene Material	0	0	0	0
				Prostitution	0	0	0	0
				Prostitution Assisting/Promoting	0	0	0	0
				Purchasing Prostitution	0	0	0	0
				Weapon Law Violations	1	0	0	0
				Total Group A Offenses	88	41	31	1

Domestic Violence Victims		
Offense	Reported	Cleared
Murder	1	1
Aggravated Assault	1	1
Simple Assault	5	5
Intimidation	0	0
Stalking	0	0
Forcible Rape	0	0
Forcible Sodomy	0	0
Sexual Assault W/Object	0	0
Forcible Fondling	0	0
Incest	0	0
Statutory Rape	0	0
Kidnapping/Abduction	0	0
Commercial Sex Acts	0	0
Involuntary Servitude	0	0
Total	7	7

Group B Arrests		
Offense	Adult	Juvenile
Bad Checks	0	0
Curfew/Vagrancy	0	0
Disorderly Conduct	2	0
DUI	9	0
Drunkenness	3	0
Family-Non Violent	0	0
Liquor Law Violations	0	0
Peeping Tom	0	0
Trespass	2	0
All Other Offenses	3	0
Total Group B	19	0

Crime in Tennessee 2017

(*) Offenses are counted using the FBI Units of Count for Crime

(**) The 'Arrests' column shows arrests made for incidents during the selected period, regardless of arrest date. Arrest counts for the same period may change over time.

Clarksburg Police Department - NIBRS Agency Crime Overview - 2017

2016 Population Estimate		386		Offenses (*)		Arrests (**)	
Offense Overview		Group A Offenses		Reported	Cleared	Adult	Juvenile
Offense Total	4	Crimes Against Persons		0	0	0	0
Number Cleared	3	Murder		0	0	0	0
Percent Cleared	75.00 %	Negligent Manslaughter		0	0	0	0
Group A Crimes per 100,000 population	1,036.3	Negligent Vehicular Manslaughter		0	0	0	0
		Kidnapping/Abduction		0	0	0	0
		Forcible Rape		0	0	0	0
		Forcible Sodomy		0	0	0	0
		Sexual Assault W/Object		0	0	0	0
		Forcible Fondling		0	0	0	0
		Incest		0	0	0	0
		Statutory Rape		0	0	0	0
		Aggravated Assault		1	1	1	0
		Simple Assault		0	0	0	0
		Intimidation		0	0	0	0
		Stalking		0	0	0	0
		Commercial Sex Acts		0	0	0	0
		Involuntary Servitude		0	0	0	0
		Crimes Against Property					
		Arson		0	0	0	0
		Bribery		0	0	0	0
		Burglary		1	0	0	0
		Counterfeiting/Forgery		0	0	0	0
		Destruction/Damage/Vandalism		0	0	0	0
		Embezzlement		0	0	0	0
		Extortion/Blackmail		0	0	0	0
		Fraud - False Pretenses		0	0	0	0
		Fraud - Credit Card/ATM		0	0	0	0
		Fraud - Impersonation		0	0	0	0
		Fraud - Welfare		0	0	0	0
		Fraud - Wire		0	0	0	0
		Fraud - Identity Theft		0	0	0	0
		Fraud - Computer Hacking/Invasion		0	0	0	0
		Robbery		0	0	0	0
		Theft - Pocket-picking		0	0	0	0
		Theft - Purse Snatching		0	0	0	0
		Theft - Shoplifting		0	0	0	0
		Theft From Building		0	0	0	0
		Theft From Coin Machine		0	0	0	0
		Theft From Motor Vehicle		0	0	0	0
		Theft of Motor Vehicle Parts		0	0	0	0
		Theft - All Other Larceny		0	0	0	0
		Motor Vehicle Theft		0	0	0	0
		Stolen Property Offenses		0	0	0	0
		Crimes Against Society					
		Animal Cruelty		0	0	0	0
		Drug/Narcotic Violations		2	2	2	0
		Drug/Narcotic Equipment Violations		0	0	0	0
		Gambling - Betting/Wagering		0	0	0	0
		Gambling - Operating/Promoting		0	0	0	0
		Gambling - Equipment Violations		0	0	0	0
		Gambling - Sports Tampering		0	0	0	0
		Pornography/Obscene Material		0	0	0	0
		Prostitution		0	0	0	0
		Prostitution Assisting/Promoting		0	0	0	0
		Purchasing Prostitution		0	0	0	0
		Weapon Law Violations		0	0	0	0
		Total Group A Offenses		4	3	3	0
Domestic Violence Victims							
Offense	Reported	Cleared					
Murder	0	0					
Aggravated Assault	1	1					
Simple Assault	0	0					
Intimidation	0	0					
Stalking	0	0					
Forcible Rape	0	0					
Forcible Sodomy	0	0					
Sexual Assault W/Object	0	0					
Forcible Fondling	0	0					
Incest	0	0					
Statutory Rape	0	0					
Kidnapping/Abduction	0	0					
Commercial Sex Acts	0	0					
Involuntary Servitude	0	0					
Total	1	1					
Group B Arrests							
Offense	Adult	Juvenile					
Bad Checks	0	0					
Curfew/Vagrancy	0	0					
Disorderly Conduct	0	0					
DUI	0	0					
Drunkenness	0	0					
Family-Non Violent	0	0					
Liquor Law Violations	0	0					
Peeping Tom	0	0					
Trespass	0	0					
All Other Offenses	1	0					
Total Group B	1	0					

Crime in Tennessee 2017

(*) Offenses are counted using the FBI Units of Count for Crime

(**) The 'Arrests' column shows arrests made for incidents during the selected period, regardless of arrest date. Arrest counts for the same period may change over time.

Clarksville Police Department - NIBRS Agency Crime Overview - 2017

2016 Population Estimate		150,287		Offenses (*)		Arrests (**)	
Offense Overview		Group A Offenses		Reported	Cleared	Adult	Juvenile
Offense Total	15,936	Crimes Against Persons					
Number Cleared	7,350	Murder		14	9	9	0
Percent Cleared	46.12 %	Negligent Manslaughter		1	1	0	0
Group A Crimes per 100,000 population	10,603.7	Negligent Vehicular Manslaughter		0	0	0	0
		Kidnapping/Abduction		50	37	30	0
		Forcible Rape		46	11	4	1
		Forcible Sodomy		21	4	0	0
		Sexual Assault W/Object		15	2	0	1
		Forcible Fondling		50	12	9	1
		Incest		1	0	0	0
		Statutory Rape		8	3	3	0
		Aggravated Assault		746	475	376	28
		Simple Assault		2,370	1,482	1,253	130
		Intimidation		527	32	12	3
		Stalking		52	22	20	0
		Commercial Sex Acts		2	2	0	0
		Involuntary Servitude		0	0	0	0
		Crimes Against Property					
		Arson		17	1	1	0
		Bribery		0	0	0	0
		Burglary		724	153	146	22
		Counterfeiting/Forgery		248	61	57	1
		Destruction/Damage/Vandalism		1,065	183	93	8
		Embezzlement		81	24	21	0
		Extortion/Blackmail		10	1	1	0
		Fraud - False Pretenses		802	62	27	0
		Fraud - Credit Card/ATM		597	50	27	3
		Fraud - Impersonation		199	171	145	11
		Fraud - Welfare		1	1	0	0
		Fraud - Wire		0	0	0	0
		Fraud - Identity Theft		162	16	4	0
		Fraud - Computer Hacking/Invasion		5	0	0	0
		Robbery		127	52	67	17
		Theft - Pocket-picking		6	1	1	0
		Theft - Purse Snatching		3	1	0	0
		Theft - Shoplifting		1,173	518	521	50
		Theft From Building		889	67	53	6
		Theft From Coin Machine		9	0	0	0
		Theft From Motor Vehicle		709	74	62	30
		Theft of Motor Vehicle Parts		125	4	5	0
		Theft - All Other Larceny		547	34	39	5
		Motor Vehicle Theft		264	84	52	27
		Stolen Property Offenses		57	45	47	0
		Crimes Against Society					
		Animal Cruelty		14	6	6	0
		Drug/Narcotic Violations		1,939	1,747	1,811	99
		Drug/Narcotic Equipment Violations		1,690	1,541	621	12
		Gambling - Betting/Wagering		1	1	0	0
		Gambling - Operating/Promoting		0	0	0	0
		Gambling - Equipment Violations		0	0	0	0
		Gambling - Sports Tampering		0	0	0	0
		Pornography/Obscene Material		43	4	1	1
		Prostitution		24	19	11	0
		Prostitution Assisting/Promoting		11	9	9	0
		Purchasing Prostitution		1	1	1	0
		Weapon Law Violations		490	327	76	2
		Total Group A Offenses		15,936	7,350	5,621	458
Domestic Violence Victims							
Offense	Reported	Cleared					
Murder	5	5	Burglary	724	153	146	22
Aggravated Assault	284	253	Counterfeiting/Forgery	248	61	57	1
Simple Assault	1,637	1,341	Destruction/Damage/Vandalism	1,065	183	93	8
Intimidation	76	21	Embezzlement	81	24	21	0
Stalking	24	12	Extortion/Blackmail	10	1	1	0
Forcible Rape	12	5	Fraud - False Pretenses	802	62	27	0
Forcible Sodomy	6	2	Fraud - Credit Card/ATM	597	50	27	3
Sexual Assault W/Object	2	1	Fraud - Impersonation	199	171	145	11
Forcible Fondling	18	6	Fraud - Welfare	1	1	0	0
Incest	1	0	Fraud - Wire	0	0	0	0
Statutory Rape	4	2	Fraud - Identity Theft	162	16	4	0
Kidnapping/Abduction	31	26	Fraud - Computer Hacking/Invasion	5	0	0	0
Commercial Sex Acts	0	0	Robbery	127	52	67	17
Involuntary Servitude	0	0	Theft - Pocket-picking	6	1	1	0
Total	2,100	1,674	Theft - Purse Snatching	3	1	0	0
Group B Arrests							
Offense	Adult	Juvenile					
Bad Checks	2	0	Theft - Shoplifting	1,173	518	521	50
Curfew/Vagrancy	0	32	Theft From Building	889	67	53	6
Disorderly Conduct	53	6	Theft From Coin Machine	9	0	0	0
DUI	437	3	Theft From Motor Vehicle	709	74	62	30
Drunkenness	381	0	Theft of Motor Vehicle Parts	125	4	5	0
Family-Non Violent	46	2	Theft - All Other Larceny	547	34	39	5
Liquor Law Violations	39	7	Motor Vehicle Theft	264	84	52	27
Peeping Tom	0	0	Stolen Property Offenses	57	45	47	0
Trespass	100	10	Crimes Against Society				
All Other Offenses	1,716	32	Animal Cruelty	14	6	6	0
Total Group B	2,774	92	Drug/Narcotic Violations	1,939	1,747	1,811	99
			Drug/Narcotic Equipment Violations	1,690	1,541	621	12
			Gambling - Betting/Wagering	1	1	0	0
			Gambling - Operating/Promoting	0	0	0	0
			Gambling - Equipment Violations	0	0	0	0
			Gambling - Sports Tampering	0	0	0	0
			Pornography/Obscene Material	43	4	1	1
			Prostitution	24	19	11	0
			Prostitution Assisting/Promoting	11	9	9	0
			Purchasing Prostitution	1	1	1	0
			Weapon Law Violations	490	327	76	2
			Total Group A Offenses	15,936	7,350	5,621	458

Crime in Tennessee 2017

(*) Offenses are counted using the FBI Units of Count for Crime

(**) The 'Arrests' column shows arrests made for incidents during the selected period, regardless of arrest date. Arrest counts for the same period may change over time.

Cleveland Police Department - NIBRS Agency Crime Overview - 2017

2016 Population Estimate		44,271	Offenses (*)		Arrests (**)		
Offense Overview			Reported	Cleared	Adult	Juvenile	
Offense Total	6,679		1	1	1	0	
Number Cleared	2,675		0	0	0	0	
Percent Cleared	40.05 %		0	0	0	0	
Group A Crimes per 100,000 population	15,086.6		17	7	0	0	
Arrest Overview			23	6	2	0	
Total Arrests	3,018		1	1	0	0	
Adult Arrests	2,670		3	0	0	0	
Juvenile Arrests	348		20	4	0	1	
Unknown Age	0		0	0	0	0	
Arrests per 100,000 population	6,817.1		0	0	0	0	
Average number offenses/incident	1.20		309	148	89	10	
Domestic Violence Victims			754	357	271	40	
Offense	Reported	Cleared	267	19	9	5	
Murder	0	0	4	1	0	0	
Aggravated Assault	139	86	1	0	0	0	
Simple Assault	448	257	0	0	0	0	
Intimidation	87	8	1	0	0	0	
Stalking	2	1	1	0	0	0	
Forcible Rape	4	2	0	0	0	0	
Forcible Sodomy	0	0	0	0	0	0	
Sexual Assault W/Object	2	0	0	0	0	0	
Forcible Fondling	2	0	0	0	0	0	
Incest	0	0	0	0	0	0	
Statutory Rape	0	0	0	0	0	0	
Kidnapping/Abduction	14	7	0	0	0	0	
Commercial Sex Acts	1	0	0	0	0	0	
Involuntary Servitude	0	0	0	0	0	0	
Total	699	361	0	0	0	0	
Group B Arrests			Crimes Against Property				
Offense	Adult	Juvenile	Arson	3	1	1	0
Bad Checks	0	0	Bribery	0	0	0	0
Curfew/Vagrancy	0	3	Burglary	369	47	37	4
Disorderly Conduct	50	64	Counterfeiting/Forgery	182	20	11	0
DUI	77	0	Destruction/Damage/Vandalism	474	65	31	13
Drunkenness	271	0	Embezzlement	38	16	13	0
Family-Non Violent	2	0	Extortion/Blackmail	4	0	0	0
Liquor Law Violations	13	10	Fraud - False Pretenses	200	32	32	0
Peeping Tom	0	0	Fraud - Credit Card/ATM	205	27	8	0
Trespass	144	0	Fraud - Impersonation	52	42	35	1
All Other Offenses	171	109	Fraud - Welfare	0	0	0	0
Total Group B	728	186	Fraud - Wire	8	1	1	0
			Fraud - Identity Theft	120	12	0	0
			Fraud - Computer Hacking/Invasion	0	0	0	0
			Robbery	53	16	14	1
			Theft - Pocket-picking	3	1	0	0
			Theft - Purse Snatching	1	0	0	0
			Theft - Shoplifting	737	463	468	32
			Theft From Building	390	43	19	4
			Theft From Coin Machine	9	0	0	0
			Theft From Motor Vehicle	331	31	22	1
			Theft of Motor Vehicle Parts	108	8	6	0
			Theft - All Other Larceny	384	19	17	1
			Motor Vehicle Theft	226	40	25	2
			Stolen Property Offenses	31	29	15	0
			Crimes Against Society				
			Animal Cruelty	4	3	1	2
			Drug/Narcotic Violations	700	639	583	35
			Drug/Narcotic Equipment Violations	572	509	212	2
			Gambling - Betting/Wagering	0	0	0	0
			Gambling - Operating/Promoting	0	0	0	0
			Gambling - Equipment Violations	0	0	0	0
			Gambling - Sports Tampering	0	0	0	0
			Pornography/Obscene Material	1	0	0	0
			Prostitution	0	0	0	0
			Prostitution Assisting/Promoting	1	0	0	0
			Purchasing Prostitution	1	1	1	0
			Weapon Law Violations	72	66	18	8
			Total Group A Offenses	6,679	2,675	1,942	162

Crime in Tennessee 2017

(*) Offenses are counted using the FBI Units of Count for Crime

(**) The 'Arrests' column shows arrests made for incidents during the selected period, regardless of arrest date. Arrest counts for the same period may change over time.

Clifton Police Department - NIBRS Agency Crime Overview - 2017

2016 Population Estimate		2,658		Offenses (*)		Arrests (**)	
Offense Overview		Group A Offenses		Reported	Cleared	Adult	Juvenile
Offense Total	76	Crimes Against Persons					
Number Cleared	53	Murder		0	0	0	0
Percent Cleared	69.74 %	Negligent Manslaughter		0	0	0	0
Group A Crimes per 100,000 population	2,859.3	Negligent Vehicular Manslaughter		0	0	0	0
		Kidnapping/Abduction		0	0	0	0
		Forcible Rape		0	0	0	0
		Forcible Sodomy		0	0	0	0
		Sexual Assault W/Object		0	0	0	0
		Forcible Fondling		0	0	0	0
		Incest		0	0	0	0
		Statutory Rape		0	0	0	0
		Aggravated Assault		3	2	2	0
		Simple Assault		8	5	5	0
		Intimidation		4	1	1	0
		Stalking		1	0	0	0
		Commercial Sex Acts		0	0	0	0
		Involuntary Servitude		0	0	0	0
		Crimes Against Property					
		Arson		0	0	0	0
		Bribery		0	0	0	0
		Burglary		3	2	2	0
		Counterfeiting/Forgery		1	0	0	0
		Destruction/Damage/Vandalism		6	2	4	0
		Embezzlement		1	1	1	0
		Extortion/Blackmail		0	0	0	0
		Fraud - False Pretenses		1	0	0	0
		Fraud - Credit Card/ATM		1	0	0	0
		Fraud - Impersonation		0	0	0	0
		Fraud - Welfare		0	0	0	0
		Fraud - Wire		0	0	0	0
		Fraud - Identity Theft		1	0	0	0
		Fraud - Computer Hacking/Invasion		0	0	0	0
		Robbery		0	0	0	0
		Theft - Pocket-picking		0	0	0	0
		Theft - Purse Snatching		0	0	0	0
		Theft - Shoplifting		0	0	0	0
		Theft From Building		0	0	0	0
		Theft From Coin Machine		0	0	0	0
		Theft From Motor Vehicle		0	0	0	0
		Theft of Motor Vehicle Parts		1	0	0	0
		Theft - All Other Larceny		2	1	2	0
		Motor Vehicle Theft		2	0	0	0
		Stolen Property Offenses		0	0	0	0
		Crimes Against Society					
		Animal Cruelty		0	0	0	0
		Drug/Narcotic Violations		22	20	20	0
		Drug/Narcotic Equipment Violations		13	13	3	0
		Gambling - Betting/Wagering		0	0	0	0
		Gambling - Operating/Promoting		0	0	0	0
		Gambling - Equipment Violations		0	0	0	0
		Gambling - Sports Tampering		0	0	0	0
		Pornography/Obscene Material		0	0	0	0
		Prostitution		0	0	0	0
		Prostitution Assisting/Promoting		0	0	0	0
		Purchasing Prostitution		0	0	0	0
		Weapon Law Violations		6	6	3	0
		Total Group A Offenses		76	53	43	0
Domestic Violence Victims							
Offense	Reported	Cleared	Offense	Reported	Cleared	Adult	Juvenile
Murder	0	0	Burglary	3	2	2	0
Aggravated Assault	1	0	Counterfeiting/Forgery	1	0	0	0
Simple Assault	8	5	Destruction/Damage/Vandalism	6	2	4	0
Intimidation	1	1	Embezzlement	1	1	1	0
Stalking	0	0	Extortion/Blackmail	0	0	0	0
Forcible Rape	0	0	Fraud - False Pretenses	1	0	0	0
Forcible Sodomy	0	0	Fraud - Credit Card/ATM	1	0	0	0
Sexual Assault W/Object	0	0	Fraud - Impersonation	0	0	0	0
Forcible Fondling	0	0	Fraud - Welfare	0	0	0	0
Incest	0	0	Fraud - Wire	0	0	0	0
Statutory Rape	0	0	Fraud - Identity Theft	1	0	0	0
Kidnapping/Abduction	0	0	Fraud - Computer Hacking/Invasion	0	0	0	0
Commercial Sex Acts	0	0	Robbery	0	0	0	0
Involuntary Servitude	0	0	Theft - Pocket-picking	0	0	0	0
Total	10	6	Theft - Purse Snatching	0	0	0	0
			Theft - Shoplifting	0	0	0	0
			Theft From Building	0	0	0	0
			Theft From Coin Machine	0	0	0	0
			Theft From Motor Vehicle	0	0	0	0
			Theft of Motor Vehicle Parts	1	0	0	0
			Theft - All Other Larceny	2	1	2	0
			Motor Vehicle Theft	2	0	0	0
			Stolen Property Offenses	0	0	0	0
			Crimes Against Society				
			Animal Cruelty	0	0	0	0
			Drug/Narcotic Violations	22	20	20	0
			Drug/Narcotic Equipment Violations	13	13	3	0
			Gambling - Betting/Wagering	0	0	0	0
			Gambling - Operating/Promoting	0	0	0	0
			Gambling - Equipment Violations	0	0	0	0
			Gambling - Sports Tampering	0	0	0	0
			Pornography/Obscene Material	0	0	0	0
			Prostitution	0	0	0	0
			Prostitution Assisting/Promoting	0	0	0	0
			Purchasing Prostitution	0	0	0	0
			Weapon Law Violations	6	6	3	0
			Total Group B Arrests	15	0		

Crime in Tennessee 2017

(*) Offenses are counted using the FBI Units of Count for Crime

(**) The 'Arrests' column shows arrests made for incidents during the selected period, regardless of arrest date. Arrest counts for the same period may change over time.

Collegedale Police Department - NIBRS Agency Crime Overview - 2017

2016 Population Estimate		11,437		Offenses (*)		Arrests (**)	
				Reported	Cleared	Adult	Juvenile
Offense Overview				Group A Offenses			
Crimes Against Persons				Crimes Against Persons			
Offense Total	501	Murder	0	0	0	0	
Number Cleared	320	Negligent Manslaughter	0	0	0	0	
Percent Cleared	63.87 %	Negligent Vehicular Manslaughter	0	0	0	0	
Group A Crimes per 100,000 population	4,380.5	Kidnapping/Abduction	0	0	0	0	
		Forcible Rape	1	0	0	0	
		Forcible Sodomy	0	0	0	0	
		Sexual Assault W/Object	0	0	0	0	
		Forcible Fondling	1	0	0	0	
		Incest	0	0	0	0	
		Statutory Rape	1	0	0	0	
		Aggravated Assault	3	3	3	0	
		Simple Assault	43	27	23	0	
		Intimidation	7	4	3	0	
		Stalking	0	0	0	0	
		Commercial Sex Acts	0	0	0	0	
		Involuntary Servitude	0	0	0	0	
		Crimes Against Property					
		Arson	1	0	0	0	
		Bribery	2	2	1	0	
		Burglary	19	3	3	0	
		Counterfeiting/Forgery	6	0	0	0	
		Destruction/Damage/Vandalism	7	4	4	1	
		Embezzlement	2	0	0	0	
		Extortion/Blackmail	0	0	0	0	
		Fraud - False Pretenses	10	3	3	0	
		Fraud - Credit Card/ATM	5	0	0	0	
		Fraud - Impersonation	8	7	4	0	
		Fraud - Welfare	0	0	0	0	
		Fraud - Wire	3	0	0	0	
		Fraud - Identity Theft	2	0	0	0	
		Fraud - Computer Hacking/Invasion	0	0	0	0	
		Robbery	2	1	1	0	
		Theft - Pocket-picking	0	0	0	0	
		Theft - Purse Snatching	0	0	0	0	
		Theft - Shoplifting	88	58	65	2	
		Theft From Building	21	4	4	0	
		Theft From Coin Machine	0	0	0	0	
		Theft From Motor Vehicle	41	16	56	0	
		Theft of Motor Vehicle Parts	7	0	0	0	
		Theft - All Other Larceny	11	2	1	0	
		Motor Vehicle Theft	15	6	6	0	
		Stolen Property Offenses	11	10	7	0	
		Crimes Against Society					
		Animal Cruelty	0	0	0	0	
		Drug/Narcotic Violations	95	86	94	5	
		Drug/Narcotic Equipment Violations	78	74	25	2	
		Gambling - Betting/Wagering	0	0	0	0	
		Gambling - Operating/Promoting	0	0	0	0	
		Gambling - Equipment Violations	0	0	0	0	
		Gambling - Sports Tampering	0	0	0	0	
		Pornography/Obscene Material	0	0	0	0	
		Prostitution	0	0	0	0	
		Prostitution Assisting/Promoting	0	0	0	0	
		Purchasing Prostitution	0	0	0	0	
		Weapon Law Violations	11	10	3	0	
		Total Group A Offenses	501	320	306	10	
Domestic Violence Victims							
Offense	Reported	Cleared					
Murder	0	0					
Aggravated Assault	3	3					
Simple Assault	25	20					
Intimidation	4	1					
Stalking	0	0					
Forcible Rape	0	0					
Forcible Sodomy	0	0					
Sexual Assault W/Object	0	0					
Forcible Fondling	0	0					
Incest	0	0					
Statutory Rape	1	0					
Kidnapping/Abduction	0	0					
Commercial Sex Acts	0	0					
Involuntary Servitude	0	0					
Total	33	24					
Group B Arrests							
Offense	Adult	Juvenile					
Bad Checks	0	0					
Curfew/Vagrancy	0	0					
Disorderly Conduct	4	0					
DUI	48	0					
Drunkenness	8	0					
Family-Non Violent	0	0					
Liquor Law Violations	17	0					
Peeping Tom	0	0					
Trespass	6	0					
All Other Offenses	258	0					
Total Group B	341	0					

Crime in Tennessee 2017

(*) Offenses are counted using the FBI Units of Count for Crime

(**) The 'Arrests' column shows arrests made for incidents during the selected period, regardless of arrest date. Arrest counts for the same period may change over time.

Collierville Police Department - NIBRS Agency Crime Overview - 2017

2016 Population Estimate	49,177	Offenses (*)		Arrests (**)		
		Reported	Cleared	Adult	Juvenile	
Offense Overview		Group A Offenses				
Crimes Against Persons						
Offense Total	2,245	Murder	0	0	0	0
Number Cleared	991	Negligent Manslaughter	0	0	0	0
Percent Cleared	44.14 %	Negligent Vehicular Manslaughter	0	0	0	0
Group A Crimes per 100,000 population	4,565.1	Kidnapping/Abduction	6	0	0	0
		Forcible Rape	10	4	2	1
		Forcible Sodomy	1	0	0	0
		Sexual Assault W/Object	0	0	0	0
		Forcible Fondling	5	1	0	1
		Incest	0	0	0	0
		Statutory Rape	1	0	0	0
		Aggravated Assault	58	34	22	1
		Simple Assault	272	141	84	32
		Intimidation	61	11	7	0
		Stalking	3	2	1	0
		Commercial Sex Acts	0	0	0	0
		Involuntary Servitude	0	0	0	0
		Crimes Against Property				
		Arson	1	1	0	1
		Bribery	0	0	0	0
		Burglary	67	8	10	1
		Counterfeiting/Forgery	57	23	15	3
		Destruction/Damage/Vandalism	178	47	18	3
		Embezzlement	22	8	2	1
		Extortion/Blackmail	0	0	0	0
		Fraud - False Pretenses	38	5	5	0
		Fraud - Credit Card/ATM	47	0	0	0
		Fraud - Impersonation	52	18	10	2
		Fraud - Welfare	0	0	0	0
		Fraud - Wire	5	0	0	0
		Fraud - Identity Theft	49	2	0	0
		Fraud - Computer Hacking/Invasion	0	0	0	0
		Robbery	10	3	5	0
		Theft - Pocket-picking	1	0	0	0
		Theft - Purse Snatching	0	0	0	0
		Theft - Shoplifting	327	198	207	46
		Theft From Building	44	7	3	1
		Theft From Coin Machine	4	0	0	0
		Theft From Motor Vehicle	246	17	5	8
		Theft of Motor Vehicle Parts	17	2	1	0
		Theft - All Other Larceny	191	24	21	2
		Motor Vehicle Theft	31	2	0	1
		Stolen Property Offenses	8	8	6	0
		Crimes Against Society				
		Animal Cruelty	0	0	0	0
		Drug/Narcotic Violations	243	240	198	29
		Drug/Narcotic Equipment Violations	154	153	40	3
		Gambling - Betting/Wagering	0	0	0	0
		Gambling - Operating/Promoting	0	0	0	0
		Gambling - Equipment Violations	0	0	0	0
		Gambling - Sports Tampering	0	0	0	0
		Pornography/Obscene Material	1	1	0	1
		Prostitution	0	0	0	0
		Prostitution Assisting/Promoting	0	0	0	0
		Purchasing Prostitution	0	0	0	0
		Weapon Law Violations	35	31	10	1
		Total Group A Offenses	2,245	991	672	138
Domestic Violence Victims						
Offense	Reported	Cleared				
Murder	0	0				
Aggravated Assault	19	16				
Simple Assault	141	83				
Intimidation	21	6				
Stalking	1	1				
Forcible Rape	2	1				
Forcible Sodomy	1	0				
Sexual Assault W/Object	0	0				
Forcible Fondling	1	0				
Incest	0	0				
Statutory Rape	1	0				
Kidnapping/Abduction	6	0				
Commercial Sex Acts	0	0				
Involuntary Servitude	0	0				
Total	193	107				
Group B Arrests						
Offense	Adult	Juvenile				
Bad Checks	3	0				
Curfew/Vagrancy	0	21				
Disorderly Conduct	9	4				
DUI	104	2				
Drunkenness	29	2				
Family-Non Violent	3	0				
Liquor Law Violations	32	25				
Peeping Tom	0	0				
Trespass	9	9				
All Other Offenses	762	3				
Total Group B	951	66				

Crime in Tennessee 2017

(*) Offenses are counted using the FBI Units of Count for Crime

(**) The 'Arrests' column shows arrests made for incidents during the selected period, regardless of arrest date. Arrest counts for the same period may change over time.

Collinwood Police Department - NIBRS Agency Crime Overview - 2017

2016 Population Estimate		965		Offenses (*)		Arrests (**)		
				Reported	Cleared	Adult	Juvenile	
Offense Overview				Group A Offenses				
				Crimes Against Persons				
Offense Total	18	Murder		0	0	0	0	
Number Cleared	13	Negligent Manslaughter		0	0	0	0	
Percent Cleared	72.22 %	Negligent Vehicular Manslaughter		0	0	0	0	
Group A Crimes per 100,000 population	1,865.3	Kidnapping/Abduction		0	0	0	0	
		Forcible Rape		0	0	0	0	
		Forcible Sodomy		0	0	0	0	
		Sexual Assault W/Object		0	0	0	0	
		Forcible Fondling		0	0	0	0	
		Incest		0	0	0	0	
		Statutory Rape		0	0	0	0	
		Aggravated Assault		0	0	0	0	
		Simple Assault		3	3	3	0	
		Intimidation		0	0	0	0	
		Stalking		1	1	1	0	
		Commercial Sex Acts		0	0	0	0	
		Involuntary Servitude		0	0	0	0	
		Crimes Against Property						
		Arson		0	0	0	0	
		Bribery		0	0	0	0	
		Burglary		2	2	1	1	
		Counterfeiting/Forgery		1	1	1	0	
		Destruction/Damage/Vandalism		0	0	0	0	
		Embezzlement		0	0	0	0	
		Extortion/Blackmail		0	0	0	0	
		Fraud - False Pretenses		0	0	0	0	
		Fraud - Credit Card/ATM		0	0	0	0	
		Fraud - Impersonation		0	0	0	0	
		Fraud - Welfare		0	0	0	0	
		Fraud - Wire		0	0	0	0	
		Fraud - Identity Theft		0	0	0	0	
		Fraud - Computer Hacking/Invasion		0	0	0	0	
		Robbery		0	0	0	0	
		Theft - Pocket-picking		0	0	0	0	
		Theft - Purse Snatching		0	0	0	0	
		Theft - Shoplifting		1	1	1	0	
		Theft From Building		0	0	0	0	
		Theft From Coin Machine		0	0	0	0	
		Theft From Motor Vehicle		2	0	0	0	
		Theft of Motor Vehicle Parts		0	0	0	0	
		Theft - All Other Larceny		2	1	1	0	
		Motor Vehicle Theft		3	1	1	0	
		Stolen Property Offenses		0	0	0	0	
		Crimes Against Society						
		Animal Cruelty		0	0	0	0	
		Drug/Narcotic Violations		2	2	2	0	
		Drug/Narcotic Equipment Violations		1	1	1	0	
		Gambling - Betting/Wagering		0	0	0	0	
		Gambling - Operating/Promoting		0	0	0	0	
		Gambling - Equipment Violations		0	0	0	0	
		Gambling - Sports Tampering		0	0	0	0	
		Pornography/Obscene Material		0	0	0	0	
		Prostitution		0	0	0	0	
		Prostitution Assisting/Promoting		0	0	0	0	
		Purchasing Prostitution		0	0	0	0	
		Weapon Law Violations		0	0	0	0	
		Total Group A Offenses		18	13	12	1	
Domestic Violence Victims								
Offense	Reported	Cleared						
Murder	0	0	Burglary	2	2	1	1	
Aggravated Assault	0	0	Counterfeiting/Forgery	1	1	1	0	
Simple Assault	2	2	Destruction/Damage/Vandalism	0	0	0	0	
Intimidation	0	0	Embezzlement	0	0	0	0	
Stalking	0	0	Extortion/Blackmail	0	0	0	0	
Forcible Rape	0	0	Fraud - False Pretenses	0	0	0	0	
Forcible Sodomy	0	0	Fraud - Credit Card/ATM	0	0	0	0	
Sexual Assault W/Object	0	0	Fraud - Impersonation	0	0	0	0	
Forcible Fondling	0	0	Fraud - Welfare	0	0	0	0	
Incest	0	0	Fraud - Wire	0	0	0	0	
Statutory Rape	0	0	Fraud - Identity Theft	0	0	0	0	
Kidnapping/Abduction	0	0	Fraud - Computer Hacking/Invasion	0	0	0	0	
Commercial Sex Acts	0	0	Robbery	0	0	0	0	
Involuntary Servitude	0	0	Theft - Pocket-picking	0	0	0	0	
Total	2	2	Theft - Purse Snatching	0	0	0	0	
			Theft - Shoplifting	1	1	1	0	
			Theft From Building	0	0	0	0	
			Theft From Coin Machine	0	0	0	0	
			Theft From Motor Vehicle	2	0	0	0	
			Theft of Motor Vehicle Parts	0	0	0	0	
			Theft - All Other Larceny	2	1	1	0	
			Motor Vehicle Theft	3	1	1	0	
			Stolen Property Offenses	0	0	0	0	
			Crimes Against Society					
			Animal Cruelty	0	0	0	0	
			Drug/Narcotic Violations	2	2	2	0	
			Drug/Narcotic Equipment Violations	1	1	1	0	
			Gambling - Betting/Wagering	0	0	0	0	
			Gambling - Operating/Promoting	0	0	0	0	
			Gambling - Equipment Violations	0	0	0	0	
			Gambling - Sports Tampering	0	0	0	0	
			Pornography/Obscene Material	0	0	0	0	
			Prostitution	0	0	0	0	
			Prostitution Assisting/Promoting	0	0	0	0	
			Purchasing Prostitution	0	0	0	0	
			Weapon Law Violations	0	0	0	0	
			Total Group A Offenses	18	13	12	1	
Group B Arrests								
Offense	Adult	Juvenile						
Bad Checks	0	0						
Curfew/Vagrancy	0	0						
Disorderly Conduct	1	0						
DUI	2	0						
Drunkenness	3	0						
Family-Non Violent	0	0						
Liquor Law Violations	0	0						
Peeping Tom	0	0						
Trespass	0	2						
All Other Offenses	1	0						
Total Group B	7	2						

Crime in Tennessee 2017

(*) Offenses are counted using the FBI Units of Count for Crime

(**) The 'Arrests' column shows arrests made for incidents during the selected period, regardless of arrest date. Arrest counts for the same period may change over time.

Columbia Police Department - NIBRS Agency Crime Overview - 2017

2016 Population Estimate		37,540		Offenses (*)		Arrests (**)	
				Reported	Cleared	Adult	Juvenile
Offense Overview				Group A Offenses			
Crimes Against Persons				Crimes Against Persons			
Offense Total	4,339	Murder	1	1	1	0	
Number Cleared	1,715	Negligent Manslaughter	0	0	0	0	
Percent Cleared	39.53 %	Negligent Vehicular Manslaughter	0	0	0	0	
Group A Crimes per 100,000 population	11,558.3	Kidnapping/Abduction	30	24	11	2	
		Forcible Rape	21	13	1	2	
		Forcible Sodomy	3	1	0	0	
		Sexual Assault W/Object	0	0	0	0	
		Forcible Fondling	11	0	0	0	
		Incest	0	0	0	0	
		Statutory Rape	5	1	0	0	
		Aggravated Assault	213	105	69	7	
		Simple Assault	1,038	353	258	24	
		Intimidation	171	20	12	2	
		Stalking	17	9	7	0	
		Commercial Sex Acts	0	0	0	0	
		Involuntary Servitude	0	0	0	0	
Arrest Overview				Crimes Against Property			
Crimes Against Property				Crimes Against Property			
Total Arrests	1,909	Arson	7	3	1	1	
Adult Arrests	1,692	Bribery	0	0	0	0	
Juvenile Arrests	217	Burglary	248	52	33	10	
Unknown Age	0	Counterfeiting/Forgery	110	60	59	4	
Arrests per 100,000 population	5,085.2	Destruction/Damage/Vandalism	404	48	10	11	
		Embezzlement	38	11	2	0	
		Extortion/Blackmail	0	0	0	0	
		Fraud - False Pretenses	109	27	10	0	
		Fraud - Credit Card/ATM	69	19	11	1	
		Fraud - Impersonation	40	20	11	1	
		Fraud - Welfare	5	5	5	0	
		Fraud - Wire	7	0	0	0	
		Fraud - Identity Theft	2	0	0	0	
		Fraud - Computer Hacking/Invasion	0	0	0	0	
		Robbery	42	23	22	6	
		Theft - Pocket-picking	2	0	2	0	
		Theft - Purse Snatching	0	0	0	0	
		Theft - Shoplifting	261	152	155	10	
		Theft From Building	263	36	22	2	
		Theft From Coin Machine	0	0	0	0	
		Theft From Motor Vehicle	167	22	10	5	
		Theft of Motor Vehicle Parts	26	0	1	0	
		Theft - All Other Larceny	217	30	56	10	
		Motor Vehicle Theft	83	30	23	3	
		Stolen Property Offenses	15	15	10	3	
Crimes Against Society				Crimes Against Society			
Crimes Against Society				Crimes Against Society			
		Animal Cruelty	2	1	0	0	
		Drug/Narcotic Violations	399	359	335	25	
		Drug/Narcotic Equipment Violations	249	222	49	2	
		Gambling - Betting/Wagering	0	0	0	0	
		Gambling - Operating/Promoting	0	0	0	0	
		Gambling - Equipment Violations	0	0	0	0	
		Gambling - Sports Tampering	0	0	0	0	
		Pornography/Obscene Material	3	0	0	0	
		Prostitution	4	4	1	0	
		Prostitution Assisting/Promoting	0	0	0	0	
		Purchasing Prostitution	0	0	0	0	
		Weapon Law Violations	57	49	13	2	
Total Group A Offenses			4,339	1,715	1,200	133	
Domestic Violence Victims				Domestic Violence Victims			
Domestic Violence Victims				Domestic Violence Victims			
Offense	Reported	Cleared					
Murder	0	0					
Aggravated Assault	68	48					
Simple Assault	695	288					
Intimidation	53	15					
Stalking	7	6					
Forcible Rape	5	3					
Forcible Sodomy	0	0					
Sexual Assault W/Object	0	0					
Forcible Fondling	2	0					
Incest	0	0					
Statutory Rape	1	0					
Kidnapping/Abduction	14	11					
Commercial Sex Acts	0	0					
Involuntary Servitude	0	0					
Total	845	371					
Group B Arrests				Group B Arrests			
Group B Arrests				Group B Arrests			
Offense	Adult	Juvenile					
Bad Checks	1	0					
Curfew/Vagrancy	0	37					
Disorderly Conduct	15	1					
DUI	142	0					
Drunkenness	169	0					
Family-Non Violent	2	0					
Liquor Law Violations	11	2					
Peeping Tom	0	0					
Trespass	25	3					
All Other Offenses	127	41					
Total Group B	492	84					

Crime in Tennessee 2017

(*) Offenses are counted using the FBI Units of Count for Crime

(**) The 'Arrests' column shows arrests made for incidents during the selected period, regardless of arrest date. Arrest counts for the same period may change over time.

Cookeville Police Department - NIBRS Agency Crime Overview - 2017

2016 Population Estimate		32,622		Offenses (*)		Arrests (**)	
				Reported	Cleared	Adult	Juvenile
Offense Overview				Group A Offenses			
Crimes Against Persons							
Offense Total	3,990	Murder	3	3	0	0	
Number Cleared	1,691	Negligent Manslaughter	0	0	1	0	
Percent Cleared	42.38 %	Negligent Vehicular Manslaughter	0	0	0	0	
Group A Crimes per 100,000 population	12,231.0	Kidnapping/Abduction	10	6	5	0	
		Forcible Rape	16	4	2	0	
		Forcible Sodomy	2	1	0	0	
		Sexual Assault W/Object	0	0	0	0	
		Forcible Fondling	21	10	5	0	
		Incest	0	0	0	0	
		Statutory Rape	4	2	1	0	
		Aggravated Assault	95	75	64	0	
		Simple Assault	398	146	102	7	
		Intimidation	76	15	9	1	
		Stalking	6	0	0	0	
		Commercial Sex Acts	0	0	0	0	
		Involuntary Servitude	0	0	0	0	
Arrest Overview				Crimes Against Property			
Crimes Against Property							
Total Arrests	2,288	Arson	3	1	1	0	
Adult Arrests	2,203	Bribery	0	0	0	0	
Juvenile Arrests	85	Burglary	291	47	43	1	
Unknown Age	0	Counterfeiting/Forgery	79	25	30	0	
Arrests per 100,000 population	7,013.7	Destruction/Damage/Vandalism	231	31	22	1	
		Embezzlement	8	3	2	0	
		Extortion/Blackmail	2	0	0	0	
		Fraud - False Pretenses	99	14	5	0	
		Fraud - Credit Card/ATM	114	9	7	0	
		Fraud - Impersonation	51	17	10	0	
		Fraud - Welfare	1	0	0	0	
		Fraud - Wire	12	0	0	0	
		Fraud - Identity Theft	0	0	0	0	
		Fraud - Computer Hacking/Invasion	0	0	0	0	
		Robbery	15	3	4	0	
		Theft - Pocket-picking	1	0	1	0	
		Theft - Purse Snatching	9	2	1	0	
		Theft - Shoplifting	479	323	363	25	
		Theft From Building	189	11	8	0	
		Theft From Coin Machine	0	0	0	0	
		Theft From Motor Vehicle	269	17	12	0	
		Theft of Motor Vehicle Parts	37	1	0	0	
		Theft - All Other Larceny	257	15	20	0	
		Motor Vehicle Theft	139	34	32	2	
		Stolen Property Offenses	20	8	14	0	
Domestic Violence Victims				Crimes Against Society			
Crimes Against Society							
Offense	Reported	Cleared					
Murder	0	0	Animal Cruelty	0	0	0	
Aggravated Assault	17	17	Drug/Narcotic Violations	714	573	535	
Simple Assault	199	107	Drug/Narcotic Equipment Violations	302	261	82	
Intimidation	21	8	Gambling - Betting/Wagering	0	0	0	
Stalking	3	0	Gambling - Operating/Promoting	0	0	0	
Forcible Rape	2	1	Gambling - Equipment Violations	0	0	0	
Forcible Sodomy	1	0	Gambling - Sports Tampering	0	0	0	
Sexual Assault W/Object	0	0	Pornography/Obscene Material	2	0	0	
Forcible Fondling	3	1	Prostitution	1	0	0	
Incest	0	0	Prostitution Assisting/Promoting	0	0	0	
Statutory Rape	3	2	Purchasing Prostitution	0	0	0	
Kidnapping/Abduction	4	2	Weapon Law Violations	34	34	15	
Commercial Sex Acts	0	0	Total Group A Offenses	3,990	1,691	1,396	
Involuntary Servitude	0	0				61	
Total	253	138					
Group B Arrests							
Crimes Against Society							
Offense	Adult	Juvenile					
Bad Checks	0	0					
Curfew/Vagrancy	0	4					
Disorderly Conduct	26	0					
DUI	159	0					
Drunkenness	341	1					
Family-Non Violent	5	0					
Liquor Law Violations	66	12					
Peeping Tom	0	0					
Trespass	40	0					
All Other Offenses	170	7					
Total Group B	807	24					

Crime in Tennessee 2017

(*) Offenses are counted using the FBI Units of Count for Crime

(**) The 'Arrests' column shows arrests made for incidents during the selected period, regardless of arrest date. Arrest counts for the same period may change over time.

Coopertown Police Department - NIBRS Agency Crime Overview - 2017

2016 Population Estimate		4,429	Offenses (*)		Arrests (**)		
			Reported	Cleared	Adult	Juvenile	
Offense Overview			Group A Offenses				
			Crimes Against Persons				
Offense Total	107		0	0	0	0	
Number Cleared	83		0	0	0	0	
Percent Cleared	77.57 %		0	0	0	0	
Group A Crimes per 100,000 population	2,415.9		0	0	0	0	
			0	0	0	0	
Arrest Overview			Crimes Against Property				
Total Arrests	81		0	0	0	0	
Adult Arrests	76		0	0	0	0	
Juvenile Arrests	5		4	4	2	1	
Unknown Age	0		8	6	6	0	
Arrests per 100,000 population	1,828.9		0	0	0	0	
Average number offenses/incident	1.41		0	0	0	0	
			0	0	0	0	
			0	0	0	0	
Domestic Violence Victims			Crimes Against Society				
Offense	Reported	Cleared	Arson	0	0	0	0
Murder	0	0	Bribery	1	1	0	0
Aggravated Assault	1	1	Burglary	9	2	1	0
Simple Assault	5	5	Counterfeiting/Forgery	0	0	0	0
Intimidation	0	0	Destruction/Damage/Vandalism	6	1	0	0
Stalking	0	0	Embezzlement	0	0	0	0
Forcible Rape	0	0	Extortion/Blackmail	0	0	0	0
Forcible Sodomy	0	0	Fraud - False Pretenses	1	0	0	0
Sexual Assault W/Object	0	0	Fraud - Credit Card/ATM	0	0	0	0
Forcible Fondling	0	0	Fraud - Impersonation	2	1	0	1
Incest	0	0	Fraud - Welfare	0	0	0	0
Statutory Rape	0	0	Fraud - Wire	0	0	0	0
Kidnapping/Abduction	0	0	Fraud - Identity Theft	0	0	0	0
Commercial Sex Acts	0	0	Fraud - Computer Hacking/Invasion	0	0	0	0
Involuntary Servitude	0	0	Robbery	0	0	0	0
Total	6	6	Theft - Pocket-picking	0	0	0	0
			Theft - Purse Snatching	0	0	0	0
			Theft - Shoplifting	0	0	0	0
Group B Arrests			Theft From Building	2	2	2	0
Offense	Adult	Juvenile	Theft From Coin Machine	0	0	0	0
Bad Checks	0	0	Theft From Motor Vehicle	2	0	0	0
Curfew/Vagrancy	0	0	Theft of Motor Vehicle Parts	0	0	0	0
Disorderly Conduct	0	0	Theft - All Other Larceny	4	0	0	0
DUI	10	1	Motor Vehicle Theft	3	3	1	0
Drunkenness	1	0	Stolen Property Offenses	1	1	0	0
Family-Non Violent	0	0	Crimes Against Society				
Liquor Law Violations	6	0	Animal Cruelty	0	0	0	0
Peeping Tom	0	0	Drug/Narcotic Violations	34	33	31	2
Trespass	0	0	Drug/Narcotic Equipment Violations	29	28	12	0
All Other Offenses	4	0	Gambling - Betting/Wagering	0	0	0	0
Total Group B	21	1	Gambling - Operating/Promoting	0	0	0	0
			Gambling - Equipment Violations	0	0	0	0
			Gambling - Sports Tampering	0	0	0	0
			Pornography/Obscene Material	0	0	0	0
			Prostitution	0	0	0	0
			Prostitution Assisting/Promoting	0	0	0	0
			Purchasing Prostitution	0	0	0	0
			Weapon Law Violations	1	1	0	0
			Total Group A Offenses	107	83	55	4

Crime in Tennessee 2017

(*) Offenses are counted using the FBI Units of Count for Crime

(**) The 'Arrests' column shows arrests made for incidents during the selected period, regardless of arrest date. Arrest counts for the same period may change over time.

Cornersville Police Department - NIBRS Agency Crime Overview - 2017

2016 Population Estimate		1,243		Offenses (*)		Arrests (**)	
Offense Overview				Reported	Cleared	Adult	Juvenile
Offense Total	19	Group A Offenses					
Number Cleared	8	Crimes Against Persons					
Percent Cleared	42.11 %	Murder		0	0	0	0
Group A Crimes per 100,000 population	1,528.6	Negligent Manslaughter		0	0	0	0
		Negligent Vehicular Manslaughter		0	0	0	0
		Kidnapping/Abduction		0	0	0	0
		Forcible Rape		0	0	0	0
		Forcible Sodomy		0	0	0	0
		Sexual Assault W/Object		0	0	0	0
		Forcible Fondling		0	0	0	0
		Incest		0	0	0	0
		Statutory Rape		2	2	2	0
		Aggravated Assault		2	2	2	0
		Simple Assault		3	2	2	0
		Intimidation		0	0	0	0
		Stalking		0	0	0	0
		Commercial Sex Acts		0	0	0	0
		Involuntary Servitude		0	0	0	0
		Crimes Against Property					
		Arson		0	0	0	0
		Bribery		0	0	0	0
		Burglary		1	0	0	0
		Counterfeiting/Forgery		2	0	0	0
		Destruction/Damage/Vandalism		2	0	0	0
		Embezzlement		0	0	0	0
		Extortion/Blackmail		0	0	0	0
		Fraud - False Pretenses		0	0	0	0
		Fraud - Credit Card/ATM		0	0	0	0
		Fraud - Impersonation		0	0	0	0
		Fraud - Welfare		0	0	0	0
		Fraud - Wire		0	0	0	0
		Fraud - Identity Theft		0	0	0	0
		Fraud - Computer Hacking/Invasion		0	0	0	0
		Robbery		0	0	0	0
		Theft - Pocket-picking		0	0	0	0
		Theft - Purse Snatching		0	0	0	0
		Theft - Shoplifting		0	0	0	0
		Theft From Building		1	0	0	0
		Theft From Coin Machine		0	0	0	0
		Theft From Motor Vehicle		1	0	0	0
		Theft of Motor Vehicle Parts		0	0	0	0
		Theft - All Other Larceny		4	2	2	0
		Motor Vehicle Theft		1	0	0	0
		Stolen Property Offenses		0	0	0	0
		Crimes Against Society					
		Animal Cruelty		0	0	0	0
		Drug/Narcotic Violations		0	0	0	0
		Drug/Narcotic Equipment Violations		0	0	0	0
		Gambling - Betting/Wagering		0	0	0	0
		Gambling - Operating/Promoting		0	0	0	0
		Gambling - Equipment Violations		0	0	0	0
		Gambling - Sports Tampering		0	0	0	0
		Pornography/Obscene Material		0	0	0	0
		Prostitution		0	0	0	0
		Prostitution Assisting/Promoting		0	0	0	0
		Purchasing Prostitution		0	0	0	0
		Weapon Law Violations		0	0	0	0
		Total Group A Offenses		19	8	8	0
Domestic Violence Victims							
Offense	Reported	Cleared					
Murder	0	0	Burglary	1	0	0	0
Aggravated Assault	2	2	Counterfeiting/Forgery	2	0	0	0
Simple Assault	3	2	Destruction/Damage/Vandalism	2	0	0	0
Intimidation	0	0	Embezzlement	0	0	0	0
Stalking	0	0	Extortion/Blackmail	0	0	0	0
Forcible Rape	0	0	Fraud - False Pretenses	0	0	0	0
Forcible Sodomy	0	0	Fraud - Credit Card/ATM	0	0	0	0
Sexual Assault W/Object	0	0	Fraud - Impersonation	0	0	0	0
Forcible Fondling	0	0	Fraud - Welfare	0	0	0	0
Incest	0	0	Fraud - Wire	0	0	0	0
Statutory Rape	2	2	Fraud - Identity Theft	0	0	0	0
Kidnapping/Abduction	0	0	Fraud - Computer Hacking/Invasion	0	0	0	0
Commercial Sex Acts	0	0	Robbery	0	0	0	0
Involuntary Servitude	0	0	Theft - Pocket-picking	0	0	0	0
Total	7	6	Theft - Purse Snatching	0	0	0	0
			Theft - Shoplifting	0	0	0	0
			Theft From Building	1	0	0	0
			Theft From Coin Machine	0	0	0	0
			Theft From Motor Vehicle	1	0	0	0
			Theft of Motor Vehicle Parts	0	0	0	0
			Theft - All Other Larceny	4	2	2	0
			Motor Vehicle Theft	1	0	0	0
			Stolen Property Offenses	0	0	0	0
			Crimes Against Society				
			Animal Cruelty	0	0	0	0
			Drug/Narcotic Violations	0	0	0	0
			Drug/Narcotic Equipment Violations	0	0	0	0
			Gambling - Betting/Wagering	0	0	0	0
			Gambling - Operating/Promoting	0	0	0	0
			Gambling - Equipment Violations	0	0	0	0
			Gambling - Sports Tampering	0	0	0	0
			Pornography/Obscene Material	0	0	0	0
			Prostitution	0	0	0	0
			Prostitution Assisting/Promoting	0	0	0	0
			Purchasing Prostitution	0	0	0	0
			Weapon Law Violations	0	0	0	0
			Total Group B Arrests	5	0		

Crime in Tennessee 2017

(*) Offenses are counted using the FBI Units of Count for Crime

(**) The 'Arrests' column shows arrests made for incidents during the selected period, regardless of arrest date. Arrest counts for the same period may change over time.

Covington Police Department - NIBRS Agency Crime Overview - 2017

2016 Population Estimate		8,924	Offenses (*)		Arrests (**)	
Offense Overview			Reported	Cleared	Adult	Juvenile
Group A Offenses						
Crimes Against Persons						
Offense Total	1,360		0	0	0	0
Number Cleared	545		0	0	0	0
Percent Cleared	40.07 %		0	0	0	0
Group A Crimes per 100,000 population	15,239.8		0	0	0	0
			6	2	1	0
			1	0	0	0
			1	0	0	0
			11	5	2	1
			0	0	0	0
			0	0	0	0
			126	45	38	6
			199	102	77	15
			60	23	17	1
			4	0	0	0
			0	0	0	0
			0	0	0	0
			Crimes Against Property			
			2	2	1	3
			0	0	0	0
			106	13	7	3
			35	2	1	0
			136	25	8	7
			3	1	1	0
			0	0	0	0
			7	1	0	0
			5	0	0	0
			9	3	3	0
			1	0	0	0
			2	0	0	0
			5	1	0	0
			0	0	0	0
			11	2	2	0
			4	0	0	0
			2	0	0	0
			122	67	80	15
			23	2	1	0
			1	0	0	0
			71	3	3	3
			17	1	1	0
			127	14	12	4
			26	4	1	2
			1	0	0	0
			Crimes Against Society			
			0	0	0	0
			138	133	139	14
			66	65	21	3
			0	0	0	0
			0	0	0	0
			0	0	0	0
			0	0	0	0
			0	0	0	0
			3	2	0	3
			0	0	0	0
			0	0	0	0
			0	0	0	0
			0	0	0	0
			0	0	0	0
			29	27	10	4
			1,360	545	426	84

Domestic Violence Victims		
Offense	Reported	Cleared
Murder	0	0
Aggravated Assault	31	23
Simple Assault	120	65
Intimidation	22	13
Stalking	3	0
Forcible Rape	3	0
Forcible Sodomy	1	0
Sexual Assault W/Object	0	0
Forcible Fondling	1	0
Incest	0	0
Statutory Rape	0	0
Kidnapping/Abduction	0	0
Commercial Sex Acts	0	0
Involuntary Servitude	0	0
Total	181	101

Group B Arrests		
Offense	Adult	Juvenile
Bad Checks	0	0
Curfew/Vagrancy	0	3
Disorderly Conduct	27	6
DUI	39	0
Drunkenness	46	0
Family-Non Violent	0	0
Liquor Law Violations	2	0
Peeping Tom	0	0
Trespass	16	0
All Other Offenses	309	8
Total Group B	439	17

Crime in Tennessee 2017

(*) Offenses are counted using the FBI Units of Count for Crime

(**) The 'Arrests' column shows arrests made for incidents during the selected period, regardless of arrest date. Arrest counts for the same period may change over time.

Cross Plains Police Department - NIBRS Agency Crime Overview - 2017

2016 Population Estimate		1,731		Offenses (*)		Arrests (**)		
				Reported	Cleared	Adult	Juvenile	
Offense Overview				Group A Offenses				
Crimes Against Persons								
Offense Total	16	Murder	0	0	0	0	0	
Number Cleared	8	Negligent Manslaughter	0	0	0	0	0	
Percent Cleared	50.00 %	Negligent Vehicular Manslaughter	0	0	0	0	0	
Group A Crimes per 100,000 population	924.3	Kidnapping/Abduction	0	0	0	0	0	
		Forcible Rape	1	1	1	0	0	
		Forcible Sodomy	0	0	0	0	0	
		Sexual Assault W/Object	0	0	0	0	0	
		Forcible Fondling	0	0	0	0	0	
		Incest	0	0	0	0	0	
		Statutory Rape	0	0	0	0	0	
		Aggravated Assault	1	1	1	0	0	
		Simple Assault	2	1	1	0	0	
		Intimidation	3	0	0	0	0	
		Stalking	0	0	0	0	0	
		Commercial Sex Acts	0	0	0	0	0	
		Involuntary Servitude	0	0	0	0	0	
		Crimes Against Property						
		Arson	0	0	0	0	0	
		Bribery	0	0	0	0	0	
		Burglary	1	1	2	0	0	
		Counterfeiting/Forgery	0	0	0	0	0	
		Destruction/Damage/Vandalism	1	0	0	0	0	
		Embezzlement	3	3	3	0	0	
		Extortion/Blackmail	0	0	0	0	0	
		Fraud - False Pretenses	1	0	0	0	0	
		Fraud - Credit Card/ATM	0	0	0	0	0	
		Fraud - Impersonation	0	0	0	0	0	
		Fraud - Welfare	0	0	0	0	0	
		Fraud - Wire	0	0	0	0	0	
		Fraud - Identity Theft	0	0	0	0	0	
		Fraud - Computer Hacking/Invasion	0	0	0	0	0	
		Robbery	0	0	0	0	0	
		Theft - Pocket-picking	0	0	0	0	0	
		Theft - Purse Snatching	0	0	0	0	0	
		Theft - Shoplifting	0	0	0	0	0	
		Theft From Building	0	0	0	0	0	
		Theft From Coin Machine	0	0	0	0	0	
		Theft From Motor Vehicle	1	1	1	0	0	
		Theft of Motor Vehicle Parts	0	0	0	0	0	
		Theft - All Other Larceny	0	0	0	0	0	
		Motor Vehicle Theft	1	0	0	0	0	
		Stolen Property Offenses	0	0	0	0	0	
		Crimes Against Society						
		Animal Cruelty	0	0	0	0	0	
		Drug/Narcotic Violations	0	0	0	0	0	
		Drug/Narcotic Equipment Violations	1	0	0	0	0	
		Gambling - Betting/Wagering	0	0	0	0	0	
		Gambling - Operating/Promoting	0	0	0	0	0	
		Gambling - Equipment Violations	0	0	0	0	0	
		Gambling - Sports Tampering	0	0	0	0	0	
		Pornography/Obscene Material	0	0	0	0	0	
		Prostitution	0	0	0	0	0	
		Prostitution Assisting/Promoting	0	0	0	0	0	
		Purchasing Prostitution	0	0	0	0	0	
		Weapon Law Violations	0	0	0	0	0	
		Total Group A Offenses	16	8	9	0	0	
Domestic Violence Victims								
Offense	Reported	Cleared						
Murder	0	0	Burglary	1	1	2	0	
Aggravated Assault	0	0	Counterfeiting/Forgery	0	0	0	0	
Simple Assault	2	1	Destruction/Damage/Vandalism	1	0	0	0	
Intimidation	0	0	Embezzlement	3	3	3	0	
Stalking	0	0	Extortion/Blackmail	0	0	0	0	
Forcible Rape	0	0	Fraud - False Pretenses	1	0	0	0	
Forcible Sodomy	0	0	Fraud - Credit Card/ATM	0	0	0	0	
Sexual Assault W/Object	0	0	Fraud - Impersonation	0	0	0	0	
Forcible Fondling	0	0	Fraud - Welfare	0	0	0	0	
Incest	0	0	Fraud - Wire	0	0	0	0	
Statutory Rape	0	0	Fraud - Identity Theft	0	0	0	0	
Kidnapping/Abduction	0	0	Fraud - Computer Hacking/Invasion	0	0	0	0	
Commercial Sex Acts	0	0	Robbery	0	0	0	0	
Involuntary Servitude	0	0	Theft - Pocket-picking	0	0	0	0	
Total	2	1	Theft - Purse Snatching	0	0	0	0	
			Theft - Shoplifting	0	0	0	0	
			Theft From Building	0	0	0	0	
			Theft From Coin Machine	0	0	0	0	
			Theft From Motor Vehicle	1	1	1	0	
			Theft of Motor Vehicle Parts	0	0	0	0	
			Theft - All Other Larceny	0	0	0	0	
			Motor Vehicle Theft	1	0	0	0	
			Stolen Property Offenses	0	0	0	0	
			Group B Arrests					
Offense	Adult	Juvenile						
Bad Checks	0	0	Theft From Building	0	0	0	0	
Curfew/Vagrancy	0	0	Theft From Coin Machine	0	0	0	0	
Disorderly Conduct	0	0	Theft From Motor Vehicle	1	1	1	0	
DUI	1	0	Theft of Motor Vehicle Parts	0	0	0	0	
Drunkenness	1	0	Theft - All Other Larceny	0	0	0	0	
Family-Non Violent	0	0	Motor Vehicle Theft	1	0	0	0	
Liquor Law Violations	0	0	Stolen Property Offenses	0	0	0	0	
Peeping Tom	0	0	Crimes Against Society					
Trespass	0	0	Animal Cruelty	0	0	0	0	
All Other Offenses	0	0	Drug/Narcotic Violations	0	0	0	0	
Total Group B	2	0	Drug/Narcotic Equipment Violations	1	0	0	0	
			Gambling - Betting/Wagering	0	0	0	0	
			Gambling - Operating/Promoting	0	0	0	0	
			Gambling - Equipment Violations	0	0	0	0	
			Gambling - Sports Tampering	0	0	0	0	
			Pornography/Obscene Material	0	0	0	0	
			Prostitution	0	0	0	0	
			Prostitution Assisting/Promoting	0	0	0	0	
			Purchasing Prostitution	0	0	0	0	
			Weapon Law Violations	0	0	0	0	
			Total Group A Offenses	16	8	9	0	

Crime in Tennessee 2017

Please go to <https://crimeinsight.tbi.tn.gov/> for additional 2017 data.

(*) Offenses are counted using the FBI Units of Count for Crime

(**) The 'Arrests' column shows arrests made for incidents during the selected period, regardless of arrest date. Arrest counts for the same period may change over time.

Crossville Police Department - NIBRS Agency Crime Overview - 2017

2016 Population Estimate		11,455	Offenses (*)		Arrests (**)	
Offense Overview			Reported	Cleared	Adult	Juvenile
Group A Offenses						
Crimes Against Persons						
Offense Total	1,543		1	1	0	0
Number Cleared	702		1	1	1	0
Percent Cleared	45.50 %		0	0	0	0
Group A Crimes per 100,000 population	13,470.1		2	1	1	0
			10	1	1	0
			3	0	0	0
			2	0	0	0
Arrest Overview			15	1	0	1
Total Arrests	1,233		0	0	0	0
Adult Arrests	1,145		3	0	0	0
Juvenile Arrests	88		80	71	39	6
Unknown Age	0		145	122	86	27
Arrests per 100,000 population	10,763.9		20	11	2	1
			2	0	0	0
			0	0	0	0
Average number offenses/incident	1.20		0	0	0	0
			Crimes Against Property			
Domestic Violence Victims			2	1	0	0
Offense	Reported	Cleared	Bribery	0	0	0
Murder	1	1	Burglary	81	14	12
Aggravated Assault	31	30	Counterfeiting/Forgery	59	8	4
Simple Assault	86	76	Destruction/Damage/Vandalism	149	30	28
Intimidation	1	0	Embezzlement	13	1	1
Stalking	0	0	Extortion/Blackmail	0	0	0
Forcible Rape	2	1	Fraud - False Pretenses	83	21	14
Forcible Sodomy	0	0	Fraud - Credit Card/ATM	72	12	0
Sexual Assault W/Object	0	0	Fraud - Impersonation	25	4	1
Forcible Fondling	2	0	Fraud - Welfare	0	0	0
Incest	0	0	Fraud - Wire	11	1	0
Statutory Rape	2	0	Fraud - Identity Theft	0	0	0
Kidnapping/Abduction	1	1	Fraud - Computer Hacking/Invasion	0	0	0
Commercial Sex Acts	0	0	Robbery	4	3	3
Involuntary Servitude	0	0	Theft - Pocket-picking	0	0	0
Total	126	109	Theft - Purse Snatching	1	1	1
			Theft - Shoplifting	198	122	131
			Theft From Building	74	10	9
Group B Arrests			Theft From Coin Machine	5	0	0
Offense	Adult	Juvenile	Theft From Motor Vehicle	72	4	4
Bad Checks	0	0	Theft of Motor Vehicle Parts	38	1	1
Curfew/Vagrancy	0	0	Theft - All Other Larceny	61	7	6
Disorderly Conduct	22	4	Motor Vehicle Theft	58	20	16
DUI	54	0	Stolen Property Offenses	1	1	1
Drunkenness	88	2	Crimes Against Society			
Family-Non Violent	18	0	Animal Cruelty	0	0	0
Liquor Law Violations	22	5	Drug/Narcotic Violations	153	142	146
Peeping Tom	0	0	Drug/Narcotic Equipment Violations	69	65	4
Trespass	20	0	Gambling - Betting/Wagering	0	0	0
All Other Offenses	405	12	Gambling - Operating/Promoting	0	0	0
Total Group B	629	23	Gambling - Equipment Violations	0	0	0
			Gambling - Sports Tampering	0	0	0
			Pornography/Obscene Material	4	0	0
			Prostitution	0	0	0
			Prostitution Assisting/Promoting	0	0	0
			Purchasing Prostitution	0	0	0
			Weapon Law Violations	26	25	4
			Total Group A Offenses	1,543	702	516
						65

Crime in Tennessee 2017

(*) Offenses are counted using the FBI Units of Count for Crime

(**) The 'Arrests' column shows arrests made for incidents during the selected period, regardless of arrest date. Arrest counts for the same period may change over time.

Cumberland City Police Department - NIBRS Agency Crime Overview - 2017

2016 Population Estimate		300		Offenses (*)		Arrests (**)	
				Reported	Cleared	Adult	Juvenile
Offense Overview				Group A Offenses			
Crimes Against Persons							
Offense Total	24	Murder	0	0	0	0	0
Number Cleared	19	Negligent Manslaughter	0	0	0	0	0
Percent Cleared	79.17 %	Negligent Vehicular Manslaughter	0	0	0	0	0
Group A Crimes per 100,000 population	8,000.0	Kidnapping/Abduction	0	0	0	0	0
		Forcible Rape	1	1	1	0	0
		Forcible Sodomy	0	0	0	0	0
		Sexual Assault W/Object	0	0	0	0	0
		Forcible Fondling	0	0	0	0	0
		Incest	0	0	0	0	0
		Statutory Rape	0	0	0	0	0
		Aggravated Assault	0	0	0	0	0
		Simple Assault	7	7	4	0	0
		Intimidation	3	1	1	0	0
		Stalking	0	0	0	0	0
		Commercial Sex Acts	0	0	0	0	0
		Involuntary Servitude	0	0	0	0	0
		Crimes Against Property					
		Arson	0	0	0	0	0
		Bribery	0	0	0	0	0
		Burglary	1	0	0	0	0
		Counterfeiting/Forgery	0	0	0	0	0
		Destruction/Damage/Vandalism	0	0	0	0	0
		Embezzlement	0	0	0	0	0
		Extortion/Blackmail	0	0	0	0	0
		Fraud - False Pretenses	0	0	0	0	0
		Fraud - Credit Card/ATM	2	2	1	0	0
		Fraud - Impersonation	0	0	0	0	0
		Fraud - Welfare	0	0	0	0	0
		Fraud - Wire	0	0	0	0	0
		Fraud - Identity Theft	0	0	0	0	0
		Fraud - Computer Hacking/Invasion	0	0	0	0	0
		Robbery	0	0	0	0	0
		Theft - Pocket-picking	0	0	0	0	0
		Theft - Purse Snatching	0	0	0	0	0
		Theft - Shoplifting	0	0	0	0	0
		Theft From Building	2	2	1	0	0
		Theft From Coin Machine	0	0	0	0	0
		Theft From Motor Vehicle	0	0	0	0	0
		Theft of Motor Vehicle Parts	0	0	0	0	0
		Theft - All Other Larceny	3	1	1	0	0
		Motor Vehicle Theft	0	0	0	0	0
		Stolen Property Offenses	0	0	0	0	0
		Crimes Against Society					
		Animal Cruelty	0	0	0	0	0
		Drug/Narcotic Violations	2	2	1	0	0
		Drug/Narcotic Equipment Violations	3	3	3	0	0
		Gambling - Betting/Wagering	0	0	0	0	0
		Gambling - Operating/Promoting	0	0	0	0	0
		Gambling - Equipment Violations	0	0	0	0	0
		Gambling - Sports Tampering	0	0	0	0	0
		Pornography/Obscene Material	0	0	0	0	0
		Prostitution	0	0	0	0	0
		Prostitution Assisting/Promoting	0	0	0	0	0
		Purchasing Prostitution	0	0	0	0	0
		Weapon Law Violations	0	0	0	0	0
		Total Group A Offenses	24	19	13	0	0
Domestic Violence Victims							
Offense	Reported	Cleared					
Murder	0	0					
Aggravated Assault	0	0					
Simple Assault	7	7					
Intimidation	1	1					
Stalking	0	0					
Forcible Rape	1	1					
Forcible Sodomy	0	0					
Sexual Assault W/Object	0	0					
Forcible Fondling	0	0					
Incest	0	0					
Statutory Rape	0	0					
Kidnapping/Abduction	0	0					
Commercial Sex Acts	0	0					
Involuntary Servitude	0	0					
Total	9	9					
Group B Arrests							
Offense	Adult	Juvenile					
Bad Checks	0	0					
Curfew/Vagrancy	0	0					
Disorderly Conduct	0	0					
DUI	1	0					
Drunkenness	0	0					
Family-Non Violent	0	0					
Liquor Law Violations	0	0					
Peeping Tom	0	0					
Trespass	0	0					
All Other Offenses	0	0					
Total Group B	1	0					

Crime in Tennessee 2017

(*) Offenses are counted using the FBI Units of Count for Crime

(**) The 'Arrests' column shows arrests made for incidents during the selected period, regardless of arrest date. Arrest counts for the same period may change over time.

Dandridge Police Department - NIBRS Agency Crime Overview - 2017

2016 Population Estimate		2,956		Offenses (*)		Arrests (**)		
Offense Overview		Group A Offenses		Reported	Cleared	Adult	Juvenile	
Offense Total	303	Crimes Against Persons						
Number Cleared	152	Murder		0	0	0	0	
Percent Cleared	50.17 %	Negligent Manslaughter		0	0	0	0	
Group A Crimes per 100,000 population	10,250.3	Negligent Vehicular Manslaughter		0	0	0	0	
		Kidnapping/Abduction		2	1	1	0	
		Forcible Rape		1	0	0	0	
		Forcible Sodomy		0	0	0	0	
		Sexual Assault W/Object		1	0	0	0	
		Forcible Fondling		0	0	0	0	
		Incest		0	0	0	0	
		Statutory Rape		0	0	0	0	
		Aggravated Assault		5	2	4	0	
		Simple Assault		31	20	14	0	
		Intimidation		4	0	0	0	
		Stalking		0	0	0	0	
		Commercial Sex Acts		0	0	0	0	
		Involuntary Servitude		0	0	0	0	
		Crimes Against Property						
		Arson		0	0	0	0	
		Bribery		0	0	0	0	
		Burglary		18	7	5	0	
		Counterfeiting/Forgery		16	5	2	0	
		Destruction/Damage/Vandalism		23	5	1	0	
		Embezzlement		0	0	0	0	
		Extortion/Blackmail		0	0	0	0	
		Fraud - False Pretenses		15	5	3	0	
		Fraud - Credit Card/ATM		11	0	0	0	
		Fraud - Impersonation		4	2	1	0	
		Fraud - Welfare		0	0	0	0	
		Fraud - Wire		0	0	0	0	
		Fraud - Identity Theft		11	1	0	0	
		Fraud - Computer Hacking/Invasion		1	0	0	0	
		Robbery		1	1	0	0	
		Theft - Pocket-picking		0	0	0	0	
		Theft - Purse Snatching		0	0	0	0	
		Theft - Shoplifting		12	7	8	0	
		Theft From Building		22	6	3	0	
		Theft From Coin Machine		6	4	4	0	
		Theft From Motor Vehicle		7	0	0	0	
		Theft of Motor Vehicle Parts		2	0	0	0	
		Theft - All Other Larceny		23	5	10	0	
		Motor Vehicle Theft		4	0	0	0	
		Stolen Property Offenses		0	0	0	0	
		Crimes Against Society						
		Animal Cruelty		0	0	0	0	
		Drug/Narcotic Violations		36	35	30	3	
		Drug/Narcotic Equipment Violations		39	38	18	1	
		Gambling - Betting/Wagering		0	0	0	0	
		Gambling - Operating/Promoting		0	0	0	0	
		Gambling - Equipment Violations		0	0	0	0	
		Gambling - Sports Tampering		0	0	0	0	
		Pornography/Obscene Material		0	0	0	0	
		Prostitution		0	0	0	0	
		Prostitution Assisting/Promoting		0	0	0	0	
		Purchasing Prostitution		0	0	0	0	
		Weapon Law Violations		8	8	2	0	
		Total Group A Offenses		303	152	106	4	
Domestic Violence Victims								
Offense	Reported	Cleared						
Murder	0	0						
Aggravated Assault	3	1						
Simple Assault	19	17						
Intimidation	1	0						
Stalking	0	0						
Forcible Rape	0	0						
Forcible Sodomy	0	0						
Sexual Assault W/Object	0	0						
Forcible Fondling	0	0						
Incest	0	0						
Statutory Rape	0	0						
Kidnapping/Abduction	1	1						
Commercial Sex Acts	0	0						
Involuntary Servitude	0	0						
Total	24	19						
Group B Arrests								
Offense	Adult	Juvenile						
Bad Checks	1	0						
Curfew/Vagrancy	0	0						
Disorderly Conduct	5	0						
DUI	17	0						
Drunkenness	25	1						
Family-Non Violent	0	0						
Liquor Law Violations	1	0						
Peeping Tom	0	0						
Trespass	2	0						
All Other Offenses	17	0						
Total Group B	68	1						

Crime in Tennessee 2017

(*) Offenses are counted using the FBI Units of Count for Crime

(**) The 'Arrests' column shows arrests made for incidents during the selected period, regardless of arrest date. Arrest counts for the same period may change over time.

Dayton Police Department - NIBRS Agency Crime Overview - 2017

2016 Population Estimate		7,248		Offenses (*)		Arrests (**)	
Offense Overview				Reported	Cleared	Adult	Juvenile
Offense Total		471		Group A Offenses			
Number Cleared		208		Crimes Against Persons			
Percent Cleared		44.16 %		Murder	0	0	0
Group A Crimes per 100,000 population		6,498.3		Negligent Manslaughter	0	0	0
				Negligent Vehicular Manslaughter	0	0	0
				Kidnapping/Abduction	0	0	0
				Forcible Rape	2	0	0
				Forcible Sodomy	0	0	0
				Sexual Assault W/Object	0	0	0
				Forcible Fondling	0	0	0
				Incest	0	0	0
				Statutory Rape	0	0	0
				Aggravated Assault	11	3	3
				Simple Assault	72	49	42
				Intimidation	14	4	3
				Stalking	0	0	0
				Commercial Sex Acts	0	0	0
				Involuntary Servitude	0	0	0
				Crimes Against Property			
				Arson	1	1	1
				Bribery	0	0	0
				Burglary	39	8	7
				Counterfeiting/Forgery	12	1	1
				Destruction/Damage/Vandalism	46	7	5
				Embezzlement	1	0	0
				Extortion/Blackmail	1	0	0
				Fraud - False Pretenses	8	3	4
				Fraud - Credit Card/ATM	10	2	2
				Fraud - Impersonation	3	0	0
				Fraud - Welfare	0	0	0
				Fraud - Wire	2	0	0
				Fraud - Identity Theft	1	0	0
				Fraud - Computer Hacking/Invasion	0	0	0
				Robbery	2	1	1
				Theft - Pocket-picking	0	0	0
				Theft - Purse Snatching	0	0	0
				Theft - Shoplifting	42	29	26
				Theft From Building	42	14	10
				Theft From Coin Machine	1	0	0
				Theft From Motor Vehicle	25	5	3
				Theft of Motor Vehicle Parts	3	0	0
				Theft - All Other Larceny	45	3	1
				Motor Vehicle Theft	11	1	1
				Stolen Property Offenses	5	5	4
				Crimes Against Society			
				Animal Cruelty	0	0	0
				Drug/Narcotic Violations	42	42	41
				Drug/Narcotic Equipment Violations	28	28	13
				Gambling - Betting/Wagering	0	0	0
				Gambling - Operating/Promoting	0	0	0
				Gambling - Equipment Violations	0	0	0
				Gambling - Sports Tampering	0	0	0
				Pornography/Obscene Material	0	0	0
				Prostitution	0	0	0
				Prostitution Assisting/Promoting	0	0	0
				Purchasing Prostitution	0	0	0
				Weapon Law Violations	2	2	0
				Total Group A Offenses	471	208	168
							10

Domestic Violence Victims		
Offense	Reported	Cleared
Murder	0	0
Aggravated Assault	6	3
Simple Assault	52	46
Intimidation	4	3
Stalking	0	0
Forcible Rape	0	0
Forcible Sodomy	0	0
Sexual Assault W/Object	0	0
Forcible Fondling	0	0
Incest	0	0
Statutory Rape	0	0
Kidnapping/Abduction	0	0
Commercial Sex Acts	0	0
Involuntary Servitude	0	0
Total	62	52

Group B Arrests		
Offense	Adult	Juvenile
Bad Checks	0	0
Curfew/Vagrancy	0	11
Disorderly Conduct	25	9
DUI	24	0
Drunkenness	111	1
Family-Non Violent	1	0
Liquor Law Violations	1	0
Peeping Tom	0	0
Trespass	24	0
All Other Offenses	14	3
Total Group B	200	24

Crime in Tennessee 2017

(*) Offenses are counted using the FBI Units of Count for Crime

(**) The 'Arrests' column shows arrests made for incidents during the selected period, regardless of arrest date. Arrest counts for the same period may change over time.

Decatur Police Department - NIBRS Agency Crime Overview - 2017

2016 Population Estimate		1,572		Offenses (*)		Arrests (**)	
Offense Overview				Reported	Cleared	Adult	Juvenile
Group A Offenses							
Crimes Against Persons							
Offense Total	126	Murder		0	0	0	0
Number Cleared	30	Negligent Manslaughter		0	0	0	0
Percent Cleared	23.81 %	Negligent Vehicular Manslaughter		0	0	0	0
Group A Crimes per 100,000 population	8,015.3	Kidnapping/Abduction		0	0	0	0
		Forcible Rape		0	0	0	0
		Forcible Sodomy		0	0	0	0
		Sexual Assault W/Object		0	0	0	0
Arrest Overview		Forcible Fondling		1	0	0	0
Total Arrests	44	Incest		0	0	0	0
Adult Arrests	44	Statutory Rape		0	0	0	0
Juvenile Arrests	0	Aggravated Assault		10	1	1	0
Unknown Age	0	Simple Assault		19	8	7	0
Arrests per 100,000 population	2,799.0	Intimidation		7	0	0	0
		Stalking		0	0	0	0
		Commercial Sex Acts		0	0	0	0
Average number offenses/incident	1.20	Involuntary Servitude		0	0	0	0
		Crimes Against Property					
Domestic Violence Victims		Arson		0	0	0	0
Offense	Reported	Cleared	Bribery	0	0	0	0
Murder	0	0	Burglary	13	2	1	0
Aggravated Assault	3	0	Counterfeiting/Forgery	1	0	0	0
Simple Assault	10	7	Destruction/Damage/Vandalism	6	0	0	0
Intimidation	1	0	Embezzlement	1	0	0	0
Stalking	0	0	Extortion/Blackmail	1	0	0	0
Forcible Rape	0	0	Fraud - False Pretenses	0	0	0	0
Forcible Sodomy	0	0	Fraud - Credit Card/ATM	1	0	0	0
Sexual Assault W/Object	0	0	Fraud - Impersonation	1	1	1	0
Forcible Fondling	1	0	Fraud - Welfare	0	0	0	0
Incest	0	0	Fraud - Wire	0	0	0	0
Statutory Rape	0	0	Fraud - Identity Theft	0	0	0	0
Kidnapping/Abduction	0	0	Fraud - Computer Hacking/Invasion	0	0	0	0
Commercial Sex Acts	0	0	Robbery	1	0	0	0
Involuntary Servitude	0	0	Theft - Pocket-picking	0	0	0	0
Total	15	7	Theft - Purse Snatching	0	0	0	0
			Theft - Shoplifting	3	1	1	0
Group B Arrests			Theft From Building	10	2	3	0
Offense	Adult	Juvenile	Theft From Coin Machine	0	0	0	0
Bad Checks	0	0	Theft From Motor Vehicle	2	0	0	0
Curfew/Vagrancy	0	0	Theft of Motor Vehicle Parts	4	1	0	0
Disorderly Conduct	4	0	Theft - All Other Larceny	14	0	0	0
DUI	1	0	Motor Vehicle Theft	9	0	0	0
Drunkenness	7	0	Stolen Property Offenses	0	0	0	0
Family-Non Violent	1	0	Crimes Against Society				
Liquor Law Violations	0	0	Animal Cruelty	0	0	0	0
Peeping Tom	0	0	Drug/Narcotic Violations	13	8	7	0
Trespass	3	0	Drug/Narcotic Equipment Violations	9	6	3	0
All Other Offenses	4	0	Gambling - Betting/Wagering	0	0	0	0
Total Group B	20	0	Gambling - Operating/Promoting	0	0	0	0
			Gambling - Equipment Violations	0	0	0	0
			Gambling - Sports Tampering	0	0	0	0
			Pornography/Obscene Material	0	0	0	0
			Prostitution	0	0	0	0
			Prostitution Assisting/Promoting	0	0	0	0
			Purchasing Prostitution	0	0	0	0
			Weapon Law Violations	0	0	0	0
			Total Group A Offenses	126	30	24	0

Crime in Tennessee 2017

(*) Offenses are counted using the FBI Units of Count for Crime

(**) The 'Arrests' column shows arrests made for incidents during the selected period, regardless of arrest date. Arrest counts for the same period may change over time.

Dechard Police Department - NIBRS Agency Crime Overview - 2017

2016 Population Estimate		2,414		Offenses (*)		Arrests (**)		
Offense Overview				Reported	Cleared	Adult	Juvenile	
Offense Total		285		0	0	0	0	
Number Cleared		185		0	0	0	0	
Percent Cleared		64.91 %		0	0	0	0	
Group A Crimes per 100,000 population		11,806.1		1	1	1	0	
Arrest Overview				0	0	0	0	
Total Arrests		233		0	0	0	0	
Adult Arrests		224		1	1	1	0	
Juvenile Arrests		9		16	12	9	0	
Unknown Age		0		39	27	26	0	
Arrests per 100,000 population		9,652.0		18	9	9	0	
Average number offenses/incident		1.18		1	0	0	0	
Domestic Violence Victims				0	0	0	0	
Offense	Reported	Cleared	Crimes Against Persons					
Murder	0	0	Murder	0	0	0	0	
Aggravated Assault	5	4	Negligent Manslaughter	0	0	0	0	
Simple Assault	27	22	Negligent Vehicular Manslaughter	0	0	0	0	
Intimidation	10	8	Kidnapping/Abduction	1	1	1	0	
Stalking	0	0	Forcible Rape	0	0	0	0	
Forcible Rape	0	0	Forcible Sodomy	0	0	0	0	
Forcible Sodomy	0	0	Sexual Assault W/Object	0	0	0	0	
Sexual Assault W/Object	0	0	Forcible Fondling	1	1	0	0	
Forcible Fondling	0	0	Incest	0	0	0	0	
Incest	0	0	Statutory Rape	1	1	1	0	
Statutory Rape	0	0	Aggravated Assault	16	12	9	0	
Kidnapping/Abduction	1	1	Simple Assault	39	27	26	0	
Commercial Sex Acts	0	0	Intimidation	18	9	9	0	
Involuntary Servitude	0	0	Stalking	1	0	0	0	
Total	43	35	Commercial Sex Acts	0	0	0	0	
Group B Arrests				Involuntary Servitude	0	0	0	
Offense	Adult	Juvenile	Crimes Against Property					
Bad Checks	1	0	Arson	0	0	0	0	
Curfew/Vagrancy	0	1	Bribery	0	0	0	0	
Disorderly Conduct	6	0	Burglary	6	3	2	0	
DUI	41	0	Counterfeiting/Forgery	10	2	2	0	
Drunkenness	15	0	Destruction/Damage/Vandalism	24	6	2	0	
Family-Non Violent	1	0	Embezzlement	1	0	0	0	
Liquor Law Violations	1	2	Extortion/Blackmail	0	0	0	0	
Peeping Tom	0	0	Fraud - False Pretenses	3	0	0	0	
Trespass	1	0	Fraud - Credit Card/ATM	3	0	0	0	
All Other Offenses	12	0	Fraud - Impersonation	3	3	3	0	
Total Group B	78	3	Fraud - Welfare	0	0	0	0	
				Fraud - Wire	0	0	0	
				Fraud - Identity Theft	0	0	0	
				Fraud - Computer Hacking/Invasion	0	0	0	
				Robbery	1	0	0	
				Theft - Pocket-picking	0	0	0	
				Theft - Purse Snatching	0	0	0	
				Theft - Shoplifting	18	14	13	
				Theft From Building	17	1	0	
				Theft From Coin Machine	0	0	0	
				Theft From Motor Vehicle	6	0	0	
				Theft of Motor Vehicle Parts	2	0	0	
				Theft - All Other Larceny	7	0	0	
				Motor Vehicle Theft	0	0	0	
				Stolen Property Offenses	0	0	0	
				Total Group A Offenses	285	185	146	
				Crimes Against Society				
				Animal Cruelty	0	0	0	
				Drug/Narcotic Violations	52	52	50	
				Drug/Narcotic Equipment Violations	44	42	17	
				Gambling - Betting/Wagering	0	0	0	
				Gambling - Operating/Promoting	0	0	0	
				Gambling - Equipment Violations	0	0	0	
				Gambling - Sports Tampering	0	0	0	
				Pornography/Obscene Material	0	0	0	
				Prostitution	1	1	1	
				Prostitution Assisting/Promoting	1	1	1	
				Purchasing Prostitution	7	7	7	
				Weapon Law Violations	2	2	2	
				Total Group B Offenses	285	185	146	

Crime in Tennessee 2017

(*) Offenses are counted using the FBI Units of Count for Crime

(**) The 'Arrests' column shows arrests made for incidents during the selected period, regardless of arrest date. Arrest counts for the same period may change over time.

Dickson Police Department - NIBRS Agency Crime Overview - 2017

2016 Population Estimate		15,492	Offenses (*)		Arrests (**)	
Offense Overview			Reported	Cleared	Adult	Juvenile
Group A Offenses						
Crimes Against Persons						
Offense Total	2,655		1	0	0	0
Number Cleared	1,323		0	0	0	0
Percent Cleared	49.83 %		0	0	0	0
Group A Crimes per 100,000 population	17,137.9		6	4	1	0
			11	2	2	0
			1	0	0	0
			0	0	0	0
			10	2	1	0
			0	0	0	0
			2	2	1	0
			150	95	61	5
			313	204	141	12
			263	87	38	0
			11	5	3	0
			0	0	0	0
			0	0	0	0
			Crimes Against Property			
			1	0	0	0
			0	0	0	0
			109	19	9	7
			42	9	5	0
			164	42	24	6
			8	4	4	1
			0	0	0	0
			77	16	11	0
			59	19	12	0
			30	25	20	1
			0	0	0	0
			0	0	0	0
			18	2	1	0
			0	0	0	0
			11	5	4	2
			0	0	0	0
			2	1	1	0
			321	207	210	13
			149	41	20	2
			2	0	0	0
			145	12	8	1
			44	4	2	0
			117	17	13	0
			57	17	10	2
			14	5	3	0
			Crimes Against Society			
			0	0	0	0
			253	243	179	12
			222	204	101	4
			0	0	0	0
			0	0	0	0
			0	0	0	0
			0	0	0	0
			4	0	0	0
			0	0	0	0
			0	0	0	0
			0	0	0	0
			0	0	0	0
			38	30	20	0
			2,655	1,323	905	68
Domestic Violence Victims						
Offense	Reported	Cleared				
Murder	1	0				
Aggravated Assault	60	44				
Simple Assault	163	137				
Intimidation	91	40				
Stalking	4	1				
Forcible Rape	3	0				
Forcible Sodomy	1	0				
Sexual Assault W/Object	0	0				
Forcible Fondling	3	2				
Incest	0	0				
Statutory Rape	0	0				
Kidnapping/Abduction	4	3				
Commercial Sex Acts	0	0				
Involuntary Servitude	0	0				
Total	330	227				
Group B Arrests						
Offense	Adult	Juvenile				
Bad Checks	1	0				
Curfew/Vagrancy	0	0				
Disorderly Conduct	42	8				
DUI	117	1				
Drunkenness	96	2				
Family-Non Violent	5	0				
Liquor Law Violations	18	0				
Peeping Tom	0	0				
Trespass	43	6				
All Other Offenses	671	40				
Total Group B	993	57				

Crime in Tennessee 2017

(*) Offenses are counted using the FBI Units of Count for Crime

(**) The 'Arrests' column shows arrests made for incidents during the selected period, regardless of arrest date. Arrest counts for the same period may change over time.

Dover Police Department - NIBRS Agency Crime Overview - 2017

2016 Population Estimate		1,445		Offenses (*)		Arrests (**)	
Offense Overview				Reported	Cleared	Adult	Juvenile
Offense Total		97		0	0	0	0
Number Cleared		62		0	0	0	0
Percent Cleared		63.92 %		0	0	0	0
Group A Crimes per 100,000 population		6,712.8		0	0	0	0
Arrest Overview				0	0	0	0
Total Arrests		62		0	0	0	0
Adult Arrests		60		0	0	0	0
Juvenile Arrests		2		4	1	1	0
Unknown Age		0		16	14	4	1
Arrests per 100,000 population		4,290.7		1	0	0	0
Average number offenses/incident		1.43		0	0	0	0
Domestic Violence Victims				0	0	0	0
Offense	Reported	Cleared					
Murder	0	0	Arson	0	0	0	0
Aggravated Assault	1	1	Bribery	0	0	0	0
Simple Assault	6	4	Burglary	2	0	0	0
Intimidation	1	0	Counterfeiting/Forgery	5	0	0	0
Stalking	0	0	Destruction/Damage/Vandalism	6	2	1	0
Forcible Rape	0	0	Embezzlement	1	1	1	0
Forcible Sodomy	0	0	Extortion/Blackmail	0	0	0	0
Sexual Assault W/Object	0	0	Fraud - False Pretenses	5	4	4	0
Forcible Fondling	0	0	Fraud - Credit Card/ATM	0	0	0	0
Incest	0	0	Fraud - Impersonation	0	0	0	0
Statutory Rape	0	0	Fraud - Welfare	0	0	0	0
Kidnapping/Abduction	0	0	Fraud - Wire	0	0	0	0
Commercial Sex Acts	0	0	Fraud - Identity Theft	0	0	0	0
Involuntary Servitude	0	0	Fraud - Computer Hacking/Invasion	0	0	0	0
Total	8	5	Robbery	0	0	0	0
Group B Arrests				0	0	0	0
Offense	Adult	Juvenile	Theft - Pocket-picking	0	0	0	0
Bad Checks	0	0	Theft - Purse Snatching	0	0	0	0
Curfew/Vagrancy	0	0	Theft - Shoplifting	4	0	0	0
Disorderly Conduct	1	0	Theft From Building	3	0	0	0
DUI	17	0	Theft From Coin Machine	0	0	0	0
Drunkenness	2	0	Theft From Motor Vehicle	4	0	0	0
Family-Non Violent	2	0	Theft of Motor Vehicle Parts	0	0	0	0
Liquor Law Violations	0	0	Theft - All Other Larceny	4	1	0	0
Peeping Tom	0	0	Motor Vehicle Theft	0	0	0	0
Trespass	0	0	Stolen Property Offenses	0	0	0	0
All Other Offenses	7	0	Crimes Against Society				
Total Group B	29	0	Animal Cruelty	0	0	0	0
				22	20	18	1
				16	16	0	0
				0	0	0	0
				0	0	0	0
				0	0	0	0
				0	0	0	0
				0	0	0	0
				0	0	0	0
				0	0	0	0
				0	0	0	0
				0	0	0	0
				0	0	0	0
				0	0	0	0
				0	0	0	0
				0	0	0	0
				0	0	0	0
				3	2	1	0
				97	62	31	2

Crime in Tennessee 2017

(*) Offenses are counted using the FBI Units of Count for Crime

(**) The 'Arrests' column shows arrests made for incidents during the selected period, regardless of arrest date. Arrest counts for the same period may change over time.

Dresden Police Department - NIBRS Agency Crime Overview - 2017

2016 Population Estimate		2,846		Offenses (*)		Arrests (**)		
Offense Overview		Group A Offenses		Reported	Cleared	Adult	Juvenile	
Offense Total	154	Crimes Against Persons						
Number Cleared	91	Murder		0	0	0	0	
Percent Cleared	59.09 %	Negligent Manslaughter		0	0	0	0	
Group A Crimes per 100,000 population	5,411.1	Negligent Vehicular Manslaughter		0	0	0	0	
		Kidnapping/Abduction		0	0	0	0	
		Forcible Rape		1	1	0	1	
		Forcible Sodomy		0	0	0	0	
		Sexual Assault W/Object		0	0	0	0	
		Forcible Fondling		1	0	0	0	
		Incest		0	0	0	0	
		Statutory Rape		0	0	0	0	
		Aggravated Assault		5	2	2	0	
		Simple Assault		26	19	17	0	
		Intimidation		0	0	0	0	
		Stalking		0	0	0	0	
		Commercial Sex Acts		0	0	0	0	
		Involuntary Servitude		0	0	0	0	
		Crimes Against Property						
		Arson		0	0	0	0	
		Bribery		0	0	0	0	
		Burglary		7	3	3	0	
		Counterfeiting/Forgery		0	0	0	0	
		Destruction/Damage/Vandalism		9	1	1	0	
		Embezzlement		1	1	3	0	
		Extortion/Blackmail		0	0	0	0	
		Fraud - False Pretenses		9	3	3	0	
		Fraud - Credit Card/ATM		3	2	2	0	
		Fraud - Impersonation		0	0	0	0	
		Fraud - Welfare		0	0	0	0	
		Fraud - Wire		0	0	0	0	
		Fraud - Identity Theft		0	0	0	0	
		Fraud - Computer Hacking/Invasion		0	0	0	0	
		Robbery		0	0	0	0	
		Theft - Pocket-picking		0	0	0	0	
		Theft - Purse Snatching		0	0	0	0	
		Theft - Shoplifting		8	4	6	0	
		Theft From Building		8	1	1	0	
		Theft From Coin Machine		0	0	0	0	
		Theft From Motor Vehicle		8	1	1	0	
		Theft of Motor Vehicle Parts		1	0	0	0	
		Theft - All Other Larceny		11	0	0	0	
		Motor Vehicle Theft		2	1	1	0	
		Stolen Property Offenses		0	0	0	0	
		Crimes Against Society						
		Animal Cruelty		0	0	0	0	
		Drug/Narcotic Violations		35	34	33	1	
		Drug/Narcotic Equipment Violations		16	15	3	1	
		Gambling - Betting/Wagering		0	0	0	0	
		Gambling - Operating/Promoting		0	0	0	0	
		Gambling - Equipment Violations		0	0	0	0	
		Gambling - Sports Tampering		0	0	0	0	
		Pornography/Obscene Material		0	0	0	0	
		Prostitution		0	0	0	0	
		Prostitution Assisting/Promoting		0	0	0	0	
		Purchasing Prostitution		0	0	0	0	
		Weapon Law Violations		3	3	3	0	
		Total Group A Offenses		154	91	79	3	
Domestic Violence Victims								
Offense	Reported	Cleared						
Murder	0	0	Burglary	7	3	3	0	
Aggravated Assault	4	2	Counterfeiting/Forgery	0	0	0	0	
Simple Assault	19	15	Destruction/Damage/Vandalism	9	1	1	0	
Intimidation	0	0	Embezzlement	1	1	3	0	
Stalking	0	0	Extortion/Blackmail	0	0	0	0	
Forcible Rape	1	1	Fraud - False Pretenses	9	3	3	0	
Forcible Sodomy	0	0	Fraud - Credit Card/ATM	3	2	2	0	
Sexual Assault W/Object	0	0	Fraud - Impersonation	0	0	0	0	
Forcible Fondling	0	0	Fraud - Welfare	0	0	0	0	
Incest	0	0	Fraud - Wire	0	0	0	0	
Statutory Rape	0	0	Fraud - Identity Theft	0	0	0	0	
Kidnapping/Abduction	0	0	Fraud - Computer Hacking/Invasion	0	0	0	0	
Commercial Sex Acts	0	0	Robbery	0	0	0	0	
Involuntary Servitude	0	0	Theft - Pocket-picking	0	0	0	0	
Total	24	18	Theft - Purse Snatching	0	0	0	0	
Group B Arrests								
Offense	Adult	Juvenile						
Bad Checks	0	0	Theft - Shoplifting	8	4	6	0	
Curfew/Vagrancy	0	0	Theft From Building	8	1	1	0	
Disorderly Conduct	1	1	Theft From Coin Machine	0	0	0	0	
DUI	34	1	Theft From Motor Vehicle	8	1	1	0	
Drunkenness	3	0	Theft of Motor Vehicle Parts	1	0	0	0	
Family-Non Violent	1	0	Theft - All Other Larceny	11	0	0	0	
Liquor Law Violations	1	0	Motor Vehicle Theft	2	1	1	0	
Peeping Tom	0	0	Stolen Property Offenses	0	0	0	0	
Trespass	2	0	Crimes Against Society					
All Other Offenses	4	2	Animal Cruelty	0	0	0	0	
Total Group B	46	4	Drug/Narcotic Violations	35	34	33	1	
			Drug/Narcotic Equipment Violations	16	15	3	1	
			Gambling - Betting/Wagering	0	0	0	0	
			Gambling - Operating/Promoting	0	0	0	0	
			Gambling - Equipment Violations	0	0	0	0	
			Gambling - Sports Tampering	0	0	0	0	
			Pornography/Obscene Material	0	0	0	0	
			Prostitution	0	0	0	0	
			Prostitution Assisting/Promoting	0	0	0	0	
			Purchasing Prostitution	0	0	0	0	
			Weapon Law Violations	3	3	3	0	
			Total Group A Offenses	154	91	79	3	

Crime in Tennessee 2017

(*) Offenses are counted using the FBI Units of Count for Crime

(**) The 'Arrests' column shows arrests made for incidents during the selected period, regardless of arrest date. Arrest counts for the same period may change over time.

Dunlap Police Department - NIBRS Agency Crime Overview - 2017

2016 Population Estimate		5,132		Offenses (*)		Arrests (**)		
Offense Overview				Reported	Cleared	Adult	Juvenile	
Offense Total		521		Group A Offenses				
Number Cleared		227		Crimes Against Persons				
Percent Cleared		43.57 %		Murder	0	0	0	0
Group A Crimes per 100,000 population		10,152.0		Negligent Manslaughter	0	0	0	0
				Negligent Vehicular Manslaughter	0	0	0	0
				Kidnapping/Abduction	1	1	1	0
				Forcible Rape	4	2	2	0
				Forcible Sodomy	0	0	0	0
				Sexual Assault W/Object	0	0	0	0
				Forcible Fondling	1	1	1	0
				Incest	0	0	0	0
				Statutory Rape	0	0	0	0
				Aggravated Assault	30	26	20	0
				Simple Assault	85	70	55	2
				Intimidation	28	18	13	0
				Stalking	0	0	0	0
				Commercial Sex Acts	0	0	0	0
				Involuntary Servitude	0	0	0	0
				Crimes Against Property				
				Arson	2	0	0	0
				Bribery	0	0	0	0
				Burglary	46	4	4	0
				Counterfeiting/Forgery	21	1	1	0
				Destruction/Damage/Vandalism	47	13	6	1
				Embezzlement	1	0	0	0
				Extortion/Blackmail	1	0	0	0
				Fraud - False Pretenses	6	2	1	0
				Fraud - Credit Card/ATM	4	1	1	0
				Fraud - Impersonation	3	3	2	0
				Fraud - Welfare	0	0	0	0
				Fraud - Wire	0	0	0	0
				Fraud - Identity Theft	2	0	0	0
				Fraud - Computer Hacking/Invasion	0	0	0	0
				Robbery	3	2	1	0
				Theft - Pocket-picking	0	0	0	0
				Theft - Purse Snatching	0	0	0	0
				Theft - Shoplifting	27	19	20	2
				Theft From Building	62	8	3	0
				Theft From Coin Machine	0	0	0	0
				Theft From Motor Vehicle	24	1	1	0
				Theft of Motor Vehicle Parts	5	0	0	0
				Theft - All Other Larceny	36	3	3	0
				Motor Vehicle Theft	31	7	6	0
				Stolen Property Offenses	1	1	1	0
				Crimes Against Society				
				Animal Cruelty	1	0	0	0
				Drug/Narcotic Violations	24	21	17	1
				Drug/Narcotic Equipment Violations	20	19	10	0
				Gambling - Betting/Wagering	0	0	0	0
				Gambling - Operating/Promoting	0	0	0	0
				Gambling - Equipment Violations	0	0	0	0
				Gambling - Sports Tampering	0	0	0	0
				Pornography/Obscene Material	1	0	0	0
				Prostitution	0	0	0	0
				Prostitution Assisting/Promoting	0	0	0	0
				Purchasing Prostitution	0	0	0	0
				Weapon Law Violations	4	4	1	0
				Total Group A Offenses	521	227	170	6
Domestic Violence Victims								
Offense	Reported	Cleared						
Murder	0	0	Burglary	46	4	4	0	
Aggravated Assault	11	11	Counterfeiting/Forgery	21	1	1	0	
Simple Assault	58	57	Destruction/Damage/Vandalism	47	13	6	1	
Intimidation	14	12	Embezzlement	1	0	0	0	
Stalking	0	0	Extortion/Blackmail	1	0	0	0	
Forcible Rape	2	2	Fraud - False Pretenses	6	2	1	0	
Forcible Sodomy	0	0	Fraud - Credit Card/ATM	4	1	1	0	
Sexual Assault W/Object	0	0	Fraud - Impersonation	3	3	2	0	
Forcible Fondling	0	0	Fraud - Welfare	0	0	0	0	
Incest	0	0	Fraud - Wire	0	0	0	0	
Statutory Rape	0	0	Fraud - Identity Theft	2	0	0	0	
Kidnapping/Abduction	1	1	Fraud - Computer Hacking/Invasion	0	0	0	0	
Commercial Sex Acts	0	0	Robbery	3	2	1	0	
Involuntary Servitude	0	0	Theft - Pocket-picking	0	0	0	0	
Total	86	83	Theft - Purse Snatching	0	0	0	0	
			Theft - Shoplifting	27	19	20	2	
			Theft From Building	62	8	3	0	
			Theft From Coin Machine	0	0	0	0	
			Theft From Motor Vehicle	24	1	1	0	
			Theft of Motor Vehicle Parts	5	0	0	0	
			Theft - All Other Larceny	36	3	3	0	
			Motor Vehicle Theft	31	7	6	0	
			Stolen Property Offenses	1	1	1	0	
			Crimes Against Society					
			Animal Cruelty	1	0	0	0	
			Drug/Narcotic Violations	24	21	17	1	
			Drug/Narcotic Equipment Violations	20	19	10	0	
			Gambling - Betting/Wagering	0	0	0	0	
			Gambling - Operating/Promoting	0	0	0	0	
			Gambling - Equipment Violations	0	0	0	0	
			Gambling - Sports Tampering	0	0	0	0	
			Pornography/Obscene Material	1	0	0	0	
			Prostitution	0	0	0	0	
			Prostitution Assisting/Promoting	0	0	0	0	
			Purchasing Prostitution	0	0	0	0	
			Weapon Law Violations	4	4	1	0	
			Total Group B Arrests	203	2			

Crime in Tennessee 2017

(*) Offenses are counted using the FBI Units of Count for Crime

(**) The 'Arrests' column shows arrests made for incidents during the selected period, regardless of arrest date. Arrest counts for the same period may change over time.

Dyer Police Department - NIBRS Agency Crime Overview - 2017

2016 Population Estimate		2,236		Offenses (*)		Arrests (**)		
Offense Overview		Group A Offenses		Reported	Cleared	Adult	Juvenile	
Offense Total	115	Crimes Against Persons						
Number Cleared	31	Murder		0	0	0	0	
Percent Cleared	26.96 %	Negligent Manslaughter		0	0	0	0	
Group A Crimes per 100,000 population	5,143.1	Negligent Vehicular Manslaughter		0	0	0	0	
		Kidnapping/Abduction		0	0	0	0	
		Forcible Rape		0	0	0	0	
		Forcible Sodomy		1	1	1	0	
		Sexual Assault W/Object		0	0	0	0	
		Forcible Fondling		1	0	0	0	
		Incest		0	0	0	0	
		Statutory Rape		0	0	0	0	
		Aggravated Assault		4	2	1	1	
		Simple Assault		25	14	13	0	
		Intimidation		5	0	0	0	
		Stalking		0	0	0	0	
		Commercial Sex Acts		0	0	0	0	
		Involuntary Servitude		0	0	0	0	
		Crimes Against Property						
		Arson		0	0	0	0	
		Bribery		0	0	0	0	
		Burglary		2	1	0	0	
		Counterfeiting/Forgery		3	0	0	0	
		Destruction/Damage/Vandalism		12	2	0	0	
		Embezzlement		0	0	0	0	
		Extortion/Blackmail		0	0	0	0	
		Fraud - False Pretenses		3	0	0	0	
		Fraud - Credit Card/ATM		1	0	0	0	
		Fraud - Impersonation		0	0	0	0	
		Fraud - Welfare		0	0	0	0	
		Fraud - Wire		0	0	0	0	
		Fraud - Identity Theft		0	0	0	0	
		Fraud - Computer Hacking/Invasion		0	0	0	0	
		Robbery		2	1	2	0	
		Theft - Pocket-picking		0	0	0	0	
		Theft - Purse Snatching		0	0	0	0	
		Theft - Shoplifting		2	1	1	0	
		Theft From Building		14	1	1	0	
		Theft From Coin Machine		0	0	0	0	
		Theft From Motor Vehicle		1	0	0	0	
		Theft of Motor Vehicle Parts		0	0	0	0	
		Theft - All Other Larceny		27	0	0	0	
		Motor Vehicle Theft		4	1	2	0	
		Stolen Property Offenses		0	0	0	0	
		Crimes Against Society						
		Animal Cruelty		0	0	0	0	
		Drug/Narcotic Violations		4	4	4	0	
		Drug/Narcotic Equipment Violations		3	3	4	0	
		Gambling - Betting/Wagering		0	0	0	0	
		Gambling - Operating/Promoting		0	0	0	0	
		Gambling - Equipment Violations		0	0	0	0	
		Gambling - Sports Tampering		0	0	0	0	
		Pornography/Obscene Material		0	0	0	0	
		Prostitution		0	0	0	0	
		Prostitution Assisting/Promoting		0	0	0	0	
		Purchasing Prostitution		0	0	0	0	
		Weapon Law Violations		1	0	0	0	
		Total Group A Offenses		115	31	29	1	
Domestic Violence Victims								
Offense	Reported	Cleared						
Murder	0	0						
Aggravated Assault	1	1						
Simple Assault	18	12						
Intimidation	2	0						
Stalking	0	0						
Forcible Rape	0	0						
Forcible Sodomy	1	1						
Sexual Assault W/Object	0	0						
Forcible Fondling	1	0						
Incest	0	0						
Statutory Rape	0	0						
Kidnapping/Abduction	0	0						
Commercial Sex Acts	0	0						
Involuntary Servitude	0	0						
Total	23	14						
Group B Arrests								
Offense	Adult	Juvenile						
Bad Checks	0	0						
Curfew/Vagrancy	0	0						
Disorderly Conduct	1	0						
DUI	0	0						
Drunkenness	2	0						
Family-Non Violent	0	0						
Liquor Law Violations	0	0						
Peeping Tom	0	0						
Trespass	1	0						
All Other Offenses	4	0						
Total Group B	8	0						

Crime in Tennessee 2017

(*) Offenses are counted using the FBI Units of Count for Crime

(**) The 'Arrests' column shows arrests made for incidents during the selected period, regardless of arrest date. Arrest counts for the same period may change over time.

East Ridge Police Department - NIBRS Agency Crime Overview - 2017

2016 Population Estimate		21,302		Offenses (*)		Arrests (**)	
				Reported	Cleared	Adult	Juvenile
Offense Overview				Group A Offenses			
Crimes Against Persons							
Offense Total	2,465	Murder	1	1	0	0	
Number Cleared	1,087	Negligent Manslaughter	0	0	0	0	
Percent Cleared	44.10 %	Negligent Vehicular Manslaughter	0	0	0	0	
Group A Crimes per 100,000 population	11,571.7	Kidnapping/Abduction	9	7	7	0	
		Forcible Rape	10	4	2	0	
		Forcible Sodomy	5	1	1	0	
		Sexual Assault W/Object	0	0	0	0	
		Forcible Fondling	8	3	2	0	
		Incest	0	0	0	0	
		Statutory Rape	0	0	1	0	
		Aggravated Assault	118	80	56	8	
		Simple Assault	325	171	136	6	
		Intimidation	38	14	3	1	
		Stalking	11	5	5	0	
		Commercial Sex Acts	0	0	0	0	
		Involuntary Servitude	0	0	0	0	
		Crimes Against Property					
		Arson	0	0	0	0	
		Bribery	1	1	1	0	
		Burglary	158	28	16	1	
		Counterfeiting/Forgery	76	37	32	0	
		Destruction/Damage/Vandalism	197	37	15	0	
		Embezzlement	8	4	1	0	
		Extortion/Blackmail	1	0	0	0	
		Fraud - False Pretenses	79	19	4	0	
		Fraud - Credit Card/ATM	33	4	4	0	
		Fraud - Impersonation	31	20	18	0	
		Fraud - Welfare	0	0	0	0	
		Fraud - Wire	3	0	0	0	
		Fraud - Identity Theft	1	1	0	0	
		Fraud - Computer Hacking/Invasion	0	0	0	0	
		Robbery	17	4	6	2	
		Theft - Pocket-picking	0	0	0	0	
		Theft - Purse Snatching	0	0	0	0	
		Theft - Shoplifting	126	39	35	1	
		Theft From Building	155	28	13	0	
		Theft From Coin Machine	5	0	0	0	
		Theft From Motor Vehicle	178	3	1	0	
		Theft of Motor Vehicle Parts	68	2	2	0	
		Theft - All Other Larceny	132	15	30	0	
		Motor Vehicle Theft	100	22	15	0	
		Stolen Property Offenses	43	38	37	0	
		Crimes Against Society					
		Animal Cruelty	0	0	0	0	
		Drug/Narcotic Violations	252	237	217	6	
		Drug/Narcotic Equipment Violations	215	203	87	0	
		Gambling - Betting/Wagering	0	0	0	0	
		Gambling - Operating/Promoting	0	0	0	0	
		Gambling - Equipment Violations	0	0	0	0	
		Gambling - Sports Tampering	0	0	0	0	
		Pornography/Obscene Material	1	1	0	0	
		Prostitution	14	14	12	0	
		Prostitution Assisting/Promoting	1	1	0	0	
		Purchasing Prostitution	0	0	0	0	
		Weapon Law Violations	45	43	13	3	
		Total Group A Offenses	2,465	1,087	772	28	
Domestic Violence Victims							
Offense	Reported	Cleared					
Murder	1	1					
Aggravated Assault	62	52					
Simple Assault	214	132					
Intimidation	16	7					
Stalking	5	4					
Forcible Rape	4	1					
Forcible Sodomy	1	0					
Sexual Assault W/Object	0	0					
Forcible Fondling	3	0					
Incest	0	0					
Statutory Rape	0	0					
Kidnapping/Abduction	8	7					
Commercial Sex Acts	0	0					
Involuntary Servitude	0	0					
Total	314	204					
Group B Arrests							
Offense	Adult	Juvenile					
Bad Checks	6	0					
Curfew/Vagrancy	0	0					
Disorderly Conduct	18	0					
DUI	61	1					
Drunkenness	53	0					
Family-Non Violent	1	0					
Liquor Law Violations	1	0					
Peeping Tom	0	0					
Trespass	18	0					
All Other Offenses	300	2					
Total Group B	458	3					

Crime in Tennessee 2017

(*) Offenses are counted using the FBI Units of Count for Crime

(**) The 'Arrests' column shows arrests made for incidents during the selected period, regardless of arrest date. Arrest counts for the same period may change over time.

Elizabethton Police Department - NIBRS Agency Crime Overview - 2017

2016 Population Estimate		13,854		Offenses (*)		Arrests (**)	
				Reported	Cleared	Adult	Juvenile
Offense Overview				Group A Offenses			
Crimes Against Persons				Crimes Against Persons			
Offense Total	1,997	Murder	0	0	0	0	
Number Cleared	740	Negligent Manslaughter	0	0	0	0	
Percent Cleared	37.06 %	Negligent Vehicular Manslaughter	0	0	0	0	
Group A Crimes per 100,000 population	14,414.6	Kidnapping/Abduction	2	2	2	0	
		Forcible Rape	3	2	0	1	
		Forcible Sodomy	0	0	0	0	
		Sexual Assault W/Object	0	0	0	0	
		Forcible Fondling	4	0	0	0	
		Incest	0	0	0	0	
		Statutory Rape	2	1	0	0	
		Aggravated Assault	47	28	16	3	
		Simple Assault	162	54	48	3	
		Intimidation	212	34	18	0	
		Stalking	1	0	0	0	
		Commercial Sex Acts	0	0	0	0	
		Involuntary Servitude	0	0	0	0	
Arrest Overview				Crimes Against Property			
Domestic Violence Victims				Arson			
Offense		Reported	Cleared	Bribery		Arson	
Murder		0	0	Burglary		2 1 0 1	
Aggravated Assault		13	13	Counterfeiting/Forgery		0 0 0 0	
Simple Assault		83	38	Destruction/Damage/Vandalism		165 27 18 8	
Intimidation		42	8	Embezzlement		38 12 9 2	
Stalking		0	0	Extortion/Blackmail		237 45 13 3	
Forcible Rape		0	0	Fraud - False Pretenses		9 2 1 0	
Forcible Sodomy		0	0	Fraud - Credit Card/ATM		0 0 0 0	
Sexual Assault W/Object		0	0	Fraud - Impersonation		31 14 10 0	
Forcible Fondling		0	0	Fraud - Welfare		126 76 29 2	
Incest		0	0	Fraud - Wire		20 20 15 0	
Statutory Rape		0	0	Fraud - Identity Theft		0 0 0 0	
Kidnapping/Abduction		0	0	Fraud - Computer Hacking/Invasion		4 3 0 0	
Commercial Sex Acts		0	0	Robbery		1 0 0 0	
Involuntary Servitude		0	0	Theft - Pocket-picking		0 0 0 0	
Total		138	59	Theft - Purse Snatching		8 4 2 0	
				Theft - Shoplifting		0 0 0 0	
				Theft From Building		2 1 0 0	
Group B Arrests				Theft From Coin Machine		169 119 116 3	
Offense		Adult	Juvenile	Theft From Motor Vehicle		40 5 1 0	
Bad Checks		0	0	Theft of Motor Vehicle Parts		6 4 1 0	
Curfew/Vagrancy		0	0	Theft - All Other Larceny		139 14 8 2	
Disorderly Conduct		17	4	Motor Vehicle Theft		8 0 0 0	
DUI		43	0	Stolen Property Offenses		262 34 25 0	
Drunkenness		104	2	Crimes Against Society		40 16 7 1	
Family-Non Violent		5	0	Animal Cruelty		9 8 7 0	
Liquor Law Violations		5	3	Drug/Narcotic Violations		0 0 0 0	
Peeping Tom		0	0	Drug/Narcotic Equipment Violations		132 114 103 1	
Trespass		32	1	Gambling - Betting/Wagering		102 90 32 2	
All Other Offenses		154	1	Gambling - Operating/Promoting		0 0 0 0	
Total Group B		360	11	Gambling - Equipment Violations		0 0 0 0	
				Gambling - Sports Tampering		0 0 0 0	
				Pornography/Obscene Material		1 0 0 0	
				Prostitution		0 0 0 0	
				Prostitution Assisting/Promoting		0 0 0 0	
				Purchasing Prostitution		0 0 0 0	
				Weapon Law Violations		0 0 0 0	
				Total Group A Offenses		1,997 740 482 32	

Crime in Tennessee 2017

(*) Offenses are counted using the FBI Units of Count for Crime

(**) The 'Arrests' column shows arrests made for incidents during the selected period, regardless of arrest date. Arrest counts for the same period may change over time.

Englewood Police Department - NIBRS Agency Crime Overview - 2017

2016 Population Estimate		1,530		Offenses (*)		Arrests (**)	
				Reported	Cleared	Adult	Juvenile
Offense Overview				Group A Offenses			
Crimes Against Persons				Crimes Against Persons			
Offense Total	158	Murder	0	0	0	0	0
Number Cleared	110	Negligent Manslaughter	0	0	0	0	0
Percent Cleared	69.62 %	Negligent Vehicular Manslaughter	0	0	0	0	0
Group A Crimes per 100,000 population	10,326.8	Kidnapping/Abduction	1	1	1	0	0
		Forcible Rape	0	0	0	0	0
		Forcible Sodomy	0	0	0	0	0
		Sexual Assault W/Object	1	1	1	0	0
		Forcible Fondling	0	0	0	0	0
		Incest	0	0	0	0	0
		Statutory Rape	0	0	0	0	0
		Aggravated Assault	9	8	5	1	1
		Simple Assault	23	15	14	0	0
		Intimidation	5	2	2	0	0
		Stalking	0	0	0	0	0
		Commercial Sex Acts	0	0	0	0	0
		Involuntary Servitude	0	0	0	0	0
		Crimes Against Property					
		Arson	0	0	0	0	0
		Bribery	0	0	0	0	0
		Burglary	7	2	1	2	2
		Counterfeiting/Forgery	2	0	0	0	0
		Destruction/Damage/Vandalism	6	3	2	0	0
		Embezzlement	0	0	0	0	0
		Extortion/Blackmail	0	0	0	0	0
		Fraud - False Pretenses	2	1	1	0	0
		Fraud - Credit Card/ATM	1	0	0	0	0
		Fraud - Impersonation	0	0	0	0	0
		Fraud - Welfare	0	0	0	0	0
		Fraud - Wire	0	0	0	0	0
		Fraud - Identity Theft	0	0	0	0	0
		Fraud - Computer Hacking/Invasion	0	0	0	0	0
		Robbery	0	0	0	0	0
		Theft - Pocket-picking	0	0	0	0	0
		Theft - Purse Snatching	0	0	0	0	0
		Theft - Shoplifting	2	2	1	0	0
		Theft From Building	12	6	5	0	0
		Theft From Coin Machine	0	0	0	0	0
		Theft From Motor Vehicle	2	0	0	0	0
		Theft of Motor Vehicle Parts	0	0	0	0	0
		Theft - All Other Larceny	3	1	1	0	0
		Motor Vehicle Theft	9	1	1	0	0
		Stolen Property Offenses	0	0	0	0	0
		Crimes Against Society					
		Animal Cruelty	0	0	0	0	0
		Drug/Narcotic Violations	43	40	39	1	1
		Drug/Narcotic Equipment Violations	28	26	9	0	0
		Gambling - Betting/Wagering	0	0	0	0	0
		Gambling - Operating/Promoting	0	0	0	0	0
		Gambling - Equipment Violations	0	0	0	0	0
		Gambling - Sports Tampering	0	0	0	0	0
		Pornography/Obscene Material	0	0	0	0	0
		Prostitution	0	0	0	0	0
		Prostitution Assisting/Promoting	1	1	1	0	0
		Purchasing Prostitution	0	0	0	0	0
		Weapon Law Violations	1	0	0	0	0
		Total Group A Offenses	158	110	84	4	4
Domestic Violence Victims							
Offense	Reported	Cleared					
Murder	0	0					
Aggravated Assault	4	4					
Simple Assault	15	14					
Intimidation	2	1					
Stalking	0	0					
Forcible Rape	0	0					
Forcible Sodomy	0	0					
Sexual Assault W/Object	0	0					
Forcible Fondling	0	0					
Incest	0	0					
Statutory Rape	0	0					
Kidnapping/Abduction	0	0					
Commercial Sex Acts	0	0					
Involuntary Servitude	0	0					
Total	21	19					
Group B Arrests							
Offense	Adult	Juvenile					
Bad Checks	0	0					
Curfew/Vagrancy	0	0					
Disorderly Conduct	2	0					
DUI	13	0					
Drunkenness	6	0					
Family-Non Violent	2	0					
Liquor Law Violations	2	2					
Peeping Tom	0	0					
Trespass	0	0					
All Other Offenses	3	0					
Total Group B	28	2					

Crime in Tennessee 2017

(*) Offenses are counted using the FBI Units of Count for Crime

(**) The 'Arrests' column shows arrests made for incidents during the selected period, regardless of arrest date. Arrest counts for the same period may change over time.

Estill Springs Police Department - NIBRS Agency Crime Overview - 2017

2016 Population Estimate	2,027	Offenses (*)		Arrests (**)	
		Reported	Cleared	Adult	Juvenile
Offense Overview		Group A Offenses			
		Crimes Against Persons			
Offense Total	233	0	0	0	0
Number Cleared	192	0	0	0	0
Percent Cleared	82.40 %	0	0	0	0
Group A Crimes per 100,000 population	11,494.8	0	0	0	0
		0	0	0	0
Arrest Overview		0	0	0	0
Total Arrests	186	1	1	0	0
Adult Arrests	183	0	0	0	0
Juvenile Arrests	3	16	13	9	0
Unknown Age	0	29	25	22	0
Arrests per 100,000 population	9,176.1	6	2	0	0
Average number offenses/incident	1.39	2	2	2	0
		0	0	0	0
		0	0	0	0
		Crimes Against Property			
Domestic Violence Victims		0	0	0	0
Offense	Reported	Cleared			
Murder	0	0	0	0	0
Aggravated Assault	8	8	0	0	0
Simple Assault	27	24	2	0	0
Intimidation	3	2	0	0	0
Stalking	0	0	0	0	0
Forcible Rape	0	0	0	0	0
Forcible Sodomy	0	0	0	0	0
Sexual Assault W/Object	0	0	0	0	0
Forcible Fondling	0	0	0	0	0
Incest	0	0	0	0	0
Statutory Rape	0	0	0	0	0
Kidnapping/Abduction	0	0	0	0	0
Commercial Sex Acts	0	0	0	0	0
Involuntary Servitude	0	0	0	0	0
Total	38	34	0	0	0
Group B Arrests		0	0	0	0
Offense	Adult	Juvenile			
Bad Checks	0	0	0	0	0
Curfew/Vagrancy	0	0	0	0	0
Disorderly Conduct	0	0	0	0	0
DUI	26	0	0	0	0
Drunkenness	8	0	0	0	0
Family-Non Violent	0	0	0	0	0
Liquor Law Violations	4	0	0	0	0
Peeping Tom	0	0	0	0	0
Trespass	0	0	0	0	0
All Other Offenses	15	1	0	0	0
Total Group B	53	1	0	0	0
		0	0	0	0
		0	0	0	0
		Crimes Against Society			
		0	0	0	0
		70	69	64	2
		63	62	21	0
		0	0	0	0
		0	0	0	0
		0	0	0	0
		0	0	0	0
		0	0	0	0
		1	1	1	0
		0	0	0	0
		0	0	0	0
		0	0	0	0
		4	4	1	0
		233	192	130	2

Crime in Tennessee 2017

(*) Offenses are counted using the FBI Units of Count for Crime

(**) The 'Arrests' column shows arrests made for incidents during the selected period, regardless of arrest date. Arrest counts for the same period may change over time.

Ethridge Police Department - NIBRS Agency Crime Overview - 2017

2016 Population Estimate		480	Offenses (*)		Arrests (**)	
			Reported	Cleared	Adult	Juvenile
Offense Overview			Group A Offenses			
			Crimes Against Persons			
Offense Total	32		0	0	0	0
Number Cleared	9		0	0	0	0
Percent Cleared	28.13 %		0	0	0	0
Group A Crimes per 100,000 population	6,666.7		0	0	0	0
			Crimes Against Property			
Arrest Overview						
Total Arrests	11		0	0	0	0
Adult Arrests	11		0	0	0	0
Juvenile Arrests	0		0	0	0	0
Unknown Age	0		1	1	1	0
Arrests per 100,000 population	2,291.7		0	0	0	0
Average number offenses/incident	1.33		0	0	0	0
			Crimes Against Society			
Domestic Violence Victims						
Offense	Reported	Cleared				
Murder	0	0	0	0	0	0
Aggravated Assault	0	0	0	0	0	0
Simple Assault	1	1	0	0	0	0
Intimidation	0	0	0	0	0	0
Stalking	1	0	0	0	0	0
Forcible Rape	0	0	1	0	0	0
Forcible Sodomy	0	0	1	0	0	0
Sexual Assault W/Object	0	0	1	0	0	0
Forcible Fondling	0	0	0	0	0	0
Incest	0	0	0	0	0	0
Statutory Rape	0	0	0	0	0	0
Kidnapping/Abduction	0	0	0	0	0	0
Commercial Sex Acts	0	0	0	0	0	0
Involuntary Servitude	0	0	0	0	0	0
Total	2	1				
Group B Arrests						
Offense	Adult	Juvenile				
Bad Checks	0	0	0	0	0	0
Curfew/Vagrancy	0	0	0	0	0	0
Disorderly Conduct	1	0	0	0	0	0
DUI	0	0	0	0	0	0
Drunkenness	3	0	0	0	0	0
Family-Non Violent	0	0	0	0	0	0
Liquor Law Violations	0	0	0	0	0	0
Peeping Tom	0	0	0	0	0	0
Trespass	0	0	0	0	0	0
All Other Offenses	0	0	0	0	0	0
Total Group B	4	0				
			Crimes Against Society			
			Animal Cruelty			
			Drug/Narcotic Violations			
			Drug/Narcotic Equipment Violations			
			Gambling - Betting/Wagering			
			Gambling - Operating/Promoting			
			Gambling - Equipment Violations			
			Gambling - Sports Tampering			
			Pornography/Obscene Material			
			Prostitution			
			Prostitution Assisting/Promoting			
			Purchasing Prostitution			
			Weapon Law Violations			
			Total Group A Offenses			
			32	9	7	0

Crime in Tennessee 2017

(*) Offenses are counted using the FBI Units of Count for Crime

(**) The 'Arrests' column shows arrests made for incidents during the selected period, regardless of arrest date. Arrest counts for the same period may change over time.

Etowah Police Department - NIBRS Agency Crime Overview - 2017

2016 Population Estimate		3,508		Offenses (*)		Arrests (**)		
Offense Overview		Group A Offenses		Reported	Cleared	Adult	Juvenile	
Offense Total	438	Crimes Against Persons						
Number Cleared	326	Murder		1	0	0	0	
Percent Cleared	74.43 %	Negligent Manslaughter		0	0	0	0	
Group A Crimes per 100,000 population	12,485.7	Negligent Vehicular Manslaughter		0	0	0	0	
		Kidnapping/Abduction		1	1	0	0	
		Forcible Rape		1	0	0	0	
		Forcible Sodomy		0	0	0	0	
		Sexual Assault W/Object		0	0	0	0	
		Forcible Fondling		0	0	0	0	
		Incest		0	0	0	0	
		Statutory Rape		1	0	0	0	
		Aggravated Assault		16	15	12	0	
		Simple Assault		56	52	34	5	
		Intimidation		8	5	1	0	
		Stalking		0	0	0	0	
		Commercial Sex Acts		0	0	0	0	
		Involuntary Servitude		0	0	0	0	
		Crimes Against Property						
		Arson		0	0	0	0	
		Bribery		0	0	0	0	
		Burglary		36	9	12	0	
		Counterfeiting/Forgery		21	8	5	0	
		Destruction/Damage/Vandalism		32	17	5	17	
		Embezzlement		0	0	0	0	
		Extortion/Blackmail		0	0	0	0	
		Fraud - False Pretenses		5	1	1	0	
		Fraud - Credit Card/ATM		1	0	0	0	
		Fraud - Impersonation		7	7	5	0	
		Fraud - Welfare		0	0	0	0	
		Fraud - Wire		0	0	0	0	
		Fraud - Identity Theft		0	0	0	0	
		Fraud - Computer Hacking/Invasion		0	0	0	0	
		Robbery		1	0	0	0	
		Theft - Pocket-picking		0	0	0	0	
		Theft - Purse Snatching		0	0	0	0	
		Theft - Shoplifting		20	16	10	0	
		Theft From Building		12	2	1	0	
		Theft From Coin Machine		0	0	0	0	
		Theft From Motor Vehicle		4	0	0	0	
		Theft of Motor Vehicle Parts		4	0	0	0	
		Theft - All Other Larceny		11	1	1	0	
		Motor Vehicle Theft		12	5	4	0	
		Stolen Property Offenses		2	2	2	0	
		Crimes Against Society						
		Animal Cruelty		1	1	1	0	
		Drug/Narcotic Violations		116	116	119	2	
		Drug/Narcotic Equipment Violations		62	61	10	0	
		Gambling - Betting/Wagering		0	0	0	0	
		Gambling - Operating/Promoting		0	0	0	0	
		Gambling - Equipment Violations		0	0	0	0	
		Gambling - Sports Tampering		0	0	0	0	
		Pornography/Obscene Material		0	0	0	0	
		Prostitution		0	0	0	0	
		Prostitution Assisting/Promoting		0	0	0	0	
		Purchasing Prostitution		0	0	0	0	
		Weapon Law Violations		7	7	5	2	
		Total Group A Offenses		438	326	228	26	
Domestic Violence Victims								
Offense	Reported	Cleared						
Murder	0	0						
Aggravated Assault	9	9						
Simple Assault	37	35						
Intimidation	0	0						
Stalking	0	0						
Forcible Rape	0	0						
Forcible Sodomy	0	0						
Sexual Assault W/Object	0	0						
Forcible Fondling	0	0						
Incest	0	0						
Statutory Rape	0	0						
Kidnapping/Abduction	1	1						
Commercial Sex Acts	0	0						
Involuntary Servitude	0	0						
Total	47	45						
Group B Arrests								
Offense	Adult	Juvenile						
Bad Checks	0	0						
Curfew/Vagrancy	0	2						
Disorderly Conduct	1	0						
DUI	30	0						
Drunkenness	12	0						
Family-Non Violent	0	0						
Liquor Law Violations	3	1						
Peeping Tom	0	0						
Trespass	3	0						
All Other Offenses	20	0						
Total Group B	69	3						

Crime in Tennessee 2017

(*) Offenses are counted using the FBI Units of Count for Crime

(**) The 'Arrests' column shows arrests made for incidents during the selected period, regardless of arrest date. Arrest counts for the same period may change over time.

Fayetteville Police Department - NIBRS Agency Crime Overview - 2017

2016 Population Estimate		7,051		Offenses (*)		Arrests (**)	
				Reported	Cleared	Adult	Juvenile
Offense Overview				Group A Offenses			
Crimes Against Persons				Crimes Against Persons			
Offense Total	1,062	Murder	0	0	0	0	
Number Cleared	564	Negligent Manslaughter	0	0	0	0	
Percent Cleared	53.11 %	Negligent Vehicular Manslaughter	0	0	0	0	
Group A Crimes per 100,000 population	15,061.7	Kidnapping/Abduction	0	0	0	0	
		Forcible Rape	3	0	0	0	
		Forcible Sodomy	0	0	0	0	
		Sexual Assault W/Object	1	0	0	0	
		Forcible Fondling	5	1	0	0	
		Incest	0	0	0	0	
		Statutory Rape	0	0	0	0	
		Aggravated Assault	75	57	26	3	
		Simple Assault	192	148	68	6	
		Intimidation	72	31	3	0	
		Stalking	0	0	0	0	
		Commercial Sex Acts	0	0	0	0	
		Involuntary Servitude	0	0	0	0	
		Crimes Against Property					
		Arson	0	0	0	0	
		Bribery	0	0	0	0	
		Burglary	38	5	5	0	
		Counterfeiting/Forgery	36	13	8	0	
		Destruction/Damage/Vandalism	104	25	7	3	
		Embezzlement	8	4	2	1	
		Extortion/Blackmail	0	0	0	0	
		Fraud - False Pretenses	46	21	13	0	
		Fraud - Credit Card/ATM	50	25	22	0	
		Fraud - Impersonation	2	2	1	0	
		Fraud - Welfare	0	0	0	0	
		Fraud - Wire	0	0	0	0	
		Fraud - Identity Theft	0	0	0	0	
		Fraud - Computer Hacking/Invasion	0	0	0	0	
		Robbery	10	3	4	0	
		Theft - Pocket-picking	1	0	0	0	
		Theft - Purse Snatching	1	1	1	0	
		Theft - Shoplifting	89	54	52	7	
		Theft From Building	50	4	4	0	
		Theft From Coin Machine	0	0	0	0	
		Theft From Motor Vehicle	47	4	4	0	
		Theft of Motor Vehicle Parts	12	2	0	0	
		Theft - All Other Larceny	53	6	12	0	
		Motor Vehicle Theft	23	15	12	1	
		Stolen Property Offenses	0	0	0	0	
		Crimes Against Society					
		Animal Cruelty	0	0	0	0	
		Drug/Narcotic Violations	80	79	72	10	
		Drug/Narcotic Equipment Violations	55	55	15	1	
		Gambling - Betting/Wagering	0	0	0	0	
		Gambling - Operating/Promoting	0	0	0	0	
		Gambling - Equipment Violations	0	0	0	0	
		Gambling - Sports Tampering	0	0	0	0	
		Pornography/Obscene Material	0	0	0	0	
		Prostitution	0	0	0	0	
		Prostitution Assisting/Promoting	0	0	0	0	
		Purchasing Prostitution	0	0	0	0	
		Weapon Law Violations	9	9	5	0	
		Total Group A Offenses	1,062	564	336	32	
Domestic Violence Victims							
Offense	Reported	Cleared					
Murder	0	0					
Aggravated Assault	32	28					
Simple Assault	106	97					
Intimidation	14	6					
Stalking	0	0					
Forcible Rape	1	0					
Forcible Sodomy	0	0					
Sexual Assault W/Object	0	0					
Forcible Fondling	2	0					
Incest	0	0					
Statutory Rape	0	0					
Kidnapping/Abduction	0	0					
Commercial Sex Acts	0	0					
Involuntary Servitude	0	0					
Total	155	131					
Group B Arrests							
Offense	Adult	Juvenile					
Bad Checks	26	0					
Curfew/Vagrancy	0	3					
Disorderly Conduct	26	6					
DUI	22	0					
Drunkenness	46	0					
Family-Non Violent	0	0					
Liquor Law Violations	7	4					
Peeping Tom	0	0					
Trespass	11	0					
All Other Offenses	88	5					
Total Group B	226	18					

Crime in Tennessee 2017

(*) Offenses are counted using the FBI Units of Count for Crime

(**) The 'Arrests' column shows arrests made for incidents during the selected period, regardless of arrest date. Arrest counts for the same period may change over time.

Franklin Police Department - NIBRS Agency Crime Overview - 2017

2016 Population Estimate		74,794		Offenses (*)		Arrests (**)	
				Reported	Cleared	Adult	Juvenile
Offense Overview				Group A Offenses			
Crimes Against Persons							
Offense Total	3,166	Murder	1	0	0	0	
Number Cleared	1,478	Negligent Manslaughter	0	0	0	0	
Percent Cleared	46.68 %	Negligent Vehicular Manslaughter	0	0	0	0	
Group A Crimes per 100,000 population	4,233.0	Kidnapping/Abduction	9	5	5	0	
		Forcible Rape	15	3	0	1	
		Forcible Sodomy	1	1	0	0	
		Sexual Assault W/Object	2	1	0	0	
		Forcible Fondling	14	7	2	0	
		Incest	0	0	0	0	
		Statutory Rape	1	1	1	0	
		Aggravated Assault	113	70	49	4	
		Simple Assault	340	172	113	23	
		Intimidation	97	19	14	0	
		Stalking	16	7	5	0	
		Commercial Sex Acts	0	0	0	0	
		Involuntary Servitude	0	0	0	0	
Arrest Overview				Crimes Against Property			
Domestic Violence Victims				Arson			
Offense		Reported	Cleared	Bribery		0	
Murder	0	0	Burglary		78		
Aggravated Assault	37	26	Counterfeiting/Forgery		66		
Simple Assault	211	130	Destruction/Damage/Vandalism		201		
Intimidation	33	13	Embezzlement		50		
Stalking	8	4	Extortion/Blackmail		4		
Forcible Rape	2	1	Fraud - False Pretenses		182		
Forcible Sodomy	0	0	Fraud - Credit Card/ATM		120		
Sexual Assault W/Object	0	0	Fraud - Impersonation		18		
Forcible Fondling	0	0	Fraud - Welfare		0		
Incest	0	0	Fraud - Wire		2		
Statutory Rape	0	0	Fraud - Identity Theft		72		
Kidnapping/Abduction	8	5	Fraud - Computer Hacking/Invasion		0		
Commercial Sex Acts	0	0	Robbery		12		
Involuntary Servitude	0	0	Theft - Pocket-picking		0		
Total	299	179	Theft - Purse Snatching		1		
			Theft - Shoplifting		451		
			Theft From Building		179		
			Theft From Coin Machine		1		
			Theft From Motor Vehicle		192		
			Theft of Motor Vehicle Parts		40		
			Theft - All Other Larceny		85		
			Motor Vehicle Theft		30		
			Stolen Property Offenses		7		
Group B Arrests				Crimes Against Society			
Offense		Adult	Juvenile	Animal Cruelty		3	
Bad Checks	0	0	Drug/Narcotic Violations		419		
Curfew/Vagrancy	0	15	Drug/Narcotic Equipment Violations		289		
Disorderly Conduct	39	65	Gambling - Betting/Wagering		0		
DUI	141	1	Gambling - Operating/Promoting		0		
Drunkenness	93	2	Gambling - Equipment Violations		0		
Family-Non Violent	3	0	Gambling - Sports Tampering		0		
Liquor Law Violations	20	4	Pornography/Obscene Material		5		
Peeping Tom	0	0	Prostitution		20		
Trespass	23	3	Prostitution Assisting/Promoting		5		
All Other Offenses	71	11	Purchasing Prostitution		0		
Total Group B	390	101	Weapon Law Violations		22		
			Total Group A Offenses		3,166		
					1,478		
					1,076		
					195		

Crime in Tennessee 2017

(*) Offenses are counted using the FBI Units of Count for Crime

(**) The 'Arrests' column shows arrests made for incidents during the selected period, regardless of arrest date. Arrest counts for the same period may change over time.

Friendship Police Department - NIBRS Agency Crime Overview - 2017

2016 Population Estimate		659		Offenses (*)		Arrests (**)	
Offense Overview		Group A Offenses		Reported	Cleared	Adult	Juvenile
Offense Total	23	Crimes Against Persons					
Number Cleared	7	Murder		0	0	0	0
Percent Cleared	30.43 %	Negligent Manslaughter		0	0	0	0
Group A Crimes per 100,000 population	3,490.1	Negligent Vehicular Manslaughter		0	0	0	0
		Kidnapping/Abduction		0	0	0	0
		Forcible Rape		0	0	0	0
		Forcible Sodomy		0	0	0	0
		Sexual Assault W/Object		0	0	0	0
		Forcible Fondling		2	2	1	0
		Incest		0	0	0	0
		Statutory Rape		0	0	0	0
		Aggravated Assault		0	0	0	0
		Simple Assault		2	2	2	0
		Intimidation		3	1	1	0
		Stalking		0	0	0	0
		Commercial Sex Acts		0	0	0	0
		Involuntary Servitude		0	0	0	0
		Crimes Against Property					
		Arson		2	0	0	0
		Bribery		0	0	0	0
		Burglary		1	0	0	0
		Counterfeiting/Forgery		0	0	0	0
		Destruction/Damage/Vandalism		4	0	0	0
		Embezzlement		0	0	0	0
		Extortion/Blackmail		0	0	0	0
		Fraud - False Pretenses		0	0	0	0
		Fraud - Credit Card/ATM		0	0	0	0
		Fraud - Impersonation		0	0	0	0
		Fraud - Welfare		0	0	0	0
		Fraud - Wire		0	0	0	0
		Fraud - Identity Theft		0	0	0	0
		Fraud - Computer Hacking/Invasion		0	0	0	0
		Robbery		0	0	0	0
		Theft - Pocket-picking		0	0	0	0
		Theft - Purse Snatching		0	0	0	0
		Theft - Shoplifting		1	0	0	0
		Theft From Building		4	1	1	0
		Theft From Coin Machine		0	0	0	0
		Theft From Motor Vehicle		3	1	1	0
		Theft of Motor Vehicle Parts		1	0	0	0
		Theft - All Other Larceny		0	0	0	0
		Motor Vehicle Theft		0	0	0	0
		Stolen Property Offenses		0	0	0	0
		Crimes Against Society					
		Animal Cruelty		0	0	0	0
		Drug/Narcotic Violations		0	0	0	0
		Drug/Narcotic Equipment Violations		0	0	0	0
		Gambling - Betting/Wagering		0	0	0	0
		Gambling - Operating/Promoting		0	0	0	0
		Gambling - Equipment Violations		0	0	0	0
		Gambling - Sports Tampering		0	0	0	0
		Pornography/Obscene Material		0	0	0	0
		Prostitution		0	0	0	0
		Prostitution Assisting/Promoting		0	0	0	0
		Purchasing Prostitution		0	0	0	0
		Weapon Law Violations		0	0	0	0
		Total Group A Offenses		23	7	6	0

Domestic Violence Victims		Reported	Cleared
Murder	0	0	0
Aggravated Assault	0	0	0
Simple Assault	1	1	0
Intimidation	2	1	0
Stalking	0	0	0
Forcible Rape	0	0	0
Forcible Sodomy	0	0	0
Sexual Assault W/Object	0	0	0
Forcible Fondling	0	0	0
Incest	0	0	0
Statutory Rape	0	0	0
Kidnapping/Abduction	0	0	0
Commercial Sex Acts	0	0	0
Involuntary Servitude	0	0	0
Total	3	2	0

Group B Arrests		
Offense	Adult	Juvenile
Bad Checks	0	0
Curfew/Vagrancy	0	0
Disorderly Conduct	0	0
DUI	0	0
Drunkenness	1	0
Family-Non Violent	0	0
Liquor Law Violations	0	0
Peeping Tom	0	0
Trespass	1	0
All Other Offenses	0	0
Total Group B	2	0

Crime in Tennessee 2017

(*) Offenses are counted using the FBI Units of Count for Crime

(**) The 'Arrests' column shows arrests made for incidents during the selected period, regardless of arrest date. Arrest counts for the same period may change over time.

Gadsden Police Department - NIBRS Agency Crime Overview - 2017

2016 Population Estimate		462		Offenses (*)		Arrests (**)	
				Reported	Cleared	Adult	Juvenile
Offense Overview				Group A Offenses			
Crimes Against Persons							
Offense Total	19	Murder	0	0	0	0	0
Number Cleared	6	Negligent Manslaughter	0	0	0	0	0
Percent Cleared	31.58 %	Negligent Vehicular Manslaughter	0	0	0	0	0
Group A Crimes per 100,000 population	4,112.6	Kidnapping/Abduction	0	0	0	0	0
		Forcible Rape	0	0	0	0	0
		Forcible Sodomy	0	0	0	0	0
		Sexual Assault W/Object	0	0	0	0	0
		Forcible Fondling	0	0	0	0	0
		Incest	0	0	0	0	0
		Statutory Rape	0	0	0	0	0
		Aggravated Assault	1	0	0	0	0
		Simple Assault	2	1	1	1	0
		Intimidation	1	1	1	1	0
		Stalking	0	0	0	0	0
		Commercial Sex Acts	0	0	0	0	0
		Involuntary Servitude	0	0	0	0	0
		Crimes Against Property					
		Arson	0	0	0	0	0
		Bribery	0	0	0	0	0
		Burglary	3	0	0	0	0
		Counterfeiting/Forgery	1	0	0	0	0
		Destruction/Damage/Vandalism	3	0	0	0	0
		Embezzlement	0	0	0	0	0
		Extortion/Blackmail	0	0	0	0	0
		Fraud - False Pretenses	0	0	0	0	0
		Fraud - Credit Card/ATM	0	0	0	0	0
		Fraud - Impersonation	1	1	1	1	0
		Fraud - Welfare	0	0	0	0	0
		Fraud - Wire	0	0	0	0	0
		Fraud - Identity Theft	0	0	0	0	0
		Fraud - Computer Hacking/Invasion	0	0	0	0	0
		Robbery	0	0	0	0	0
		Theft - Pocket-picking	0	0	0	0	0
		Theft - Purse Snatching	0	0	0	0	0
		Theft - Shoplifting	0	0	0	0	0
		Theft From Building	0	0	0	0	0
		Theft From Coin Machine	1	0	0	0	0
		Theft From Motor Vehicle	2	0	0	0	0
		Theft of Motor Vehicle Parts	0	0	0	0	0
		Theft - All Other Larceny	0	0	0	0	0
		Motor Vehicle Theft	0	0	0	0	0
		Stolen Property Offenses	1	1	0	0	0
		Crimes Against Society					
		Animal Cruelty	0	0	0	0	0
		Drug/Narcotic Violations	2	2	1	1	0
		Drug/Narcotic Equipment Violations	0	0	0	0	0
		Gambling - Betting/Wagering	0	0	0	0	0
		Gambling - Operating/Promoting	0	0	0	0	0
		Gambling - Equipment Violations	0	0	0	0	0
		Gambling - Sports Tampering	0	0	0	0	0
		Pornography/Obscene Material	0	0	0	0	0
		Prostitution	0	0	0	0	0
		Prostitution Assisting/Promoting	0	0	0	0	0
		Purchasing Prostitution	0	0	0	0	0
		Weapon Law Violations	1	0	0	0	0
		Total Group A Offenses	19	6	4	4	0
Domestic Violence Victims							
Offense	Reported	Cleared					
Murder	0	0					
Aggravated Assault	0	0					
Simple Assault	2	1					
Intimidation	1	1					
Stalking	0	0					
Forcible Rape	0	0					
Forcible Sodomy	0	0					
Sexual Assault W/Object	0	0					
Forcible Fondling	0	0					
Incest	0	0					
Statutory Rape	0	0					
Kidnapping/Abduction	0	0					
Commercial Sex Acts	0	0					
Involuntary Servitude	0	0					
Total	3	2					
Group B Arrests							
Offense	Adult	Juvenile					
Bad Checks	0	0					
Curfew/Vagrancy	0	0					
Disorderly Conduct	0	0					
DUI	0	0					
Drunkenness	0	0					
Family-Non Violent	0	0					
Liquor Law Violations	0	0					
Peeping Tom	0	0					
Trespass	1	0					
All Other Offenses	1	0					
Total Group B	2	0					

Crime in Tennessee 2017

(*) Offenses are counted using the FBI Units of Count for Crime

(**) The 'Arrests' column shows arrests made for incidents during the selected period, regardless of arrest date. Arrest counts for the same period may change over time.

Gainesboro Police Department - NIBRS Agency Crime Overview - 2017

2016 Population Estimate		945		Offenses (*)		Arrests (**)	
				Reported	Cleared	Adult	Juvenile
Offense Overview				Group A Offenses			
Crimes Against Persons							
Offense Total	29	Murder	0	0	0	0	0
Number Cleared	21	Negligent Manslaughter	0	0	0	0	0
Percent Cleared	72.41 %	Negligent Vehicular Manslaughter	0	0	0	0	0
Group A Crimes per 100,000 population	3,068.8	Kidnapping/Abduction	0	0	0	0	0
		Forcible Rape	0	0	0	0	0
		Forcible Sodomy	0	0	0	0	0
		Sexual Assault W/Object	0	0	0	0	0
		Forcible Fondling	0	0	0	0	0
		Incest	0	0	0	0	0
		Statutory Rape	0	0	0	0	0
		Aggravated Assault	0	0	0	0	0
		Simple Assault	4	4	4	0	0
		Intimidation	0	0	0	0	0
		Stalking	0	0	0	0	0
		Commercial Sex Acts	0	0	0	0	0
		Involuntary Servitude	0	0	0	0	0
		Crimes Against Property					
		Arson	0	0	0	0	0
		Bribery	0	0	0	0	0
		Burglary	1	0	0	0	0
		Counterfeiting/Forgery	0	0	0	0	0
		Destruction/Damage/Vandalism	4	1	0	0	0
		Embezzlement	0	0	0	0	0
		Extortion/Blackmail	0	0	0	0	0
		Fraud - False Pretenses	0	0	0	0	0
		Fraud - Credit Card/ATM	1	1	1	0	0
		Fraud - Impersonation	0	0	0	0	0
		Fraud - Welfare	0	0	0	0	0
		Fraud - Wire	0	0	0	0	0
		Fraud - Identity Theft	0	0	0	0	0
		Fraud - Computer Hacking/Invasion	0	0	0	0	0
		Robbery	0	0	0	0	0
		Theft - Pocket-picking	0	0	0	0	0
		Theft - Purse Snatching	0	0	0	0	0
		Theft - Shoplifting	9	8	8	0	0
		Theft From Building	1	1	1	0	0
		Theft From Coin Machine	1	1	1	0	0
		Theft From Motor Vehicle	0	0	0	0	0
		Theft of Motor Vehicle Parts	0	0	0	0	0
		Theft - All Other Larceny	3	0	0	0	0
		Motor Vehicle Theft	1	1	1	0	0
		Stolen Property Offenses	0	0	0	0	0
		Crimes Against Society					
		Animal Cruelty	0	0	0	0	0
		Drug/Narcotic Violations	2	2	1	1	0
		Drug/Narcotic Equipment Violations	2	2	0	0	0
		Gambling - Betting/Wagering	0	0	0	0	0
		Gambling - Operating/Promoting	0	0	0	0	0
		Gambling - Equipment Violations	0	0	0	0	0
		Gambling - Sports Tampering	0	0	0	0	0
		Pornography/Obscene Material	0	0	0	0	0
		Prostitution	0	0	0	0	0
		Prostitution Assisting/Promoting	0	0	0	0	0
		Purchasing Prostitution	0	0	0	0	0
		Weapon Law Violations	0	0	0	0	0
		Total Group A Offenses	29	21	17	1	0
Domestic Violence Victims							
Offense	Reported	Cleared					
Murder	0	0					
Aggravated Assault	0	0					
Simple Assault	2	2					
Intimidation	0	0					
Stalking	0	0					
Forcible Rape	0	0					
Forcible Sodomy	0	0					
Sexual Assault W/Object	0	0					
Forcible Fondling	0	0					
Incest	0	0					
Statutory Rape	0	0					
Kidnapping/Abduction	0	0					
Commercial Sex Acts	0	0					
Involuntary Servitude	0	0					
Total	2	2					
Group B Arrests							
Offense	Adult	Juvenile					
Bad Checks	0	0					
Curfew/Vagrancy	0	0					
Disorderly Conduct	0	0					
DUI	1	0					
Drunkenness	1	0					
Family-Non Violent	0	0					
Liquor Law Violations	0	0					
Peeping Tom	0	0					
Trespass	0	0					
All Other Offenses	0	0					
Total Group B	2	0					

Crime in Tennessee 2017

(*) Offenses are counted using the FBI Units of Count for Crime

(**) The 'Arrests' column shows arrests made for incidents during the selected period, regardless of arrest date. Arrest counts for the same period may change over time.

Gallatin Police Department - NIBRS Agency Crime Overview - 2017

2016 Population Estimate		35,734		Offenses (*)		Arrests (**)	
				Reported	Cleared	Adult	Juvenile
Offense Overview				Group A Offenses			
Crimes Against Persons							
Offense Total	2,280	Murder	0	0	3	0	
Number Cleared	1,912	Negligent Manslaughter	1	1	0	0	
Percent Cleared	83.86 %	Negligent Vehicular Manslaughter	0	0	0	0	
Group A Crimes per 100,000 population	6,380.5	Kidnapping/Abduction	7	7	7	0	
		Forcible Rape	7	6	3	2	
		Forcible Sodomy	0	0	0	0	
		Sexual Assault W/Object	0	0	0	0	
		Forcible Fondling	6	5	3	0	
		Incest	0	0	0	0	
		Statutory Rape	2	2	2	0	
		Aggravated Assault	111	106	92	13	
		Simple Assault	384	351	262	54	
		Intimidation	51	29	16	2	
		Stalking	2	1	1	0	
		Commercial Sex Acts	0	0	0	0	
		Involuntary Servitude	0	0	0	0	
		Crimes Against Property					
		Arson	1	1	1	0	
		Bribery	0	0	0	0	
		Burglary	50	28	26	15	
		Counterfeiting/Forgery	35	23	20	0	
		Destruction/Damage/Vandalism	119	53	11	28	
		Embezzlement	10	9	5	1	
		Extortion/Blackmail	0	0	0	0	
		Fraud - False Pretenses	56	43	17	0	
		Fraud - Credit Card/ATM	27	11	7	0	
		Fraud - Impersonation	49	44	30	5	
		Fraud - Welfare	0	0	0	0	
		Fraud - Wire	6	0	0	0	
		Fraud - Identity Theft	11	6	7	0	
		Fraud - Computer Hacking/Invasion	0	0	0	0	
		Robbery	9	8	8	0	
		Theft - Pocket-picking	0	0	0	0	
		Theft - Purse Snatching	1	1	0	0	
		Theft - Shoplifting	221	184	204	23	
		Theft From Building	80	47	40	7	
		Theft From Coin Machine	1	1	1	0	
		Theft From Motor Vehicle	52	11	10	1	
		Theft of Motor Vehicle Parts	7	3	3	0	
		Theft - All Other Larceny	51	21	24	7	
		Motor Vehicle Theft	23	15	8	7	
		Stolen Property Offenses	10	10	6	0	
		Crimes Against Society					
		Animal Cruelty	3	3	2	0	
		Drug/Narcotic Violations	423	420	414	32	
		Drug/Narcotic Equipment Violations	415	414	129	7	
		Gambling - Betting/Wagering	0	0	0	0	
		Gambling - Operating/Promoting	0	0	0	0	
		Gambling - Equipment Violations	0	0	0	0	
		Gambling - Sports Tampering	0	0	0	0	
		Pornography/Obscene Material	2	2	1	0	
		Prostitution	2	2	3	0	
		Prostitution Assisting/Promoting	2	2	1	0	
		Purchasing Prostitution	0	0	0	0	
		Weapon Law Violations	43	42	12	2	
		Total Group A Offenses	2,280	1,912	1,379	206	
Domestic Violence Victims							
Offense	Reported	Cleared					
Murder	0	0					
Aggravated Assault	51	50					
Simple Assault	277	260					
Intimidation	27	21					
Stalking	1	1					
Forcible Rape	3	3					
Forcible Sodomy	0	0					
Sexual Assault W/Object	0	0					
Forcible Fondling	2	1					
Incest	0	0					
Statutory Rape	0	0					
Kidnapping/Abduction	6	6					
Commercial Sex Acts	0	0					
Involuntary Servitude	0	0					
Total	367	342					
Group B Arrests							
Offense	Adult	Juvenile					
Bad Checks	1	0					
Curfew/Vagrancy	0	67					
Disorderly Conduct	55	27					
DUI	165	0					
Drunkenness	147	0					
Family-Non Violent	7	0					
Liquor Law Violations	35	16					
Peeping Tom	0	0					
Trespass	16	19					
All Other Offenses	310	63					
Total Group B	736	192					

Crime in Tennessee 2017

(*) Offenses are counted using the FBI Units of Count for Crime

(**) The 'Arrests' column shows arrests made for incidents during the selected period, regardless of arrest date. Arrest counts for the same period may change over time.

Gallaway Police Department - NIBRS Agency Crime Overview - 2017

2016 Population Estimate		657	Offenses (*)		Arrests (**)	
			Reported	Cleared	Adult	Juvenile
Offense Overview			Group A Offenses			
			Crimes Against Persons			
Offense Total	27		0	0	0	0
Number Cleared	9		0	0	0	0
Percent Cleared	33.33 %		0	0	0	0
Group A Crimes per 100,000 population	4,109.6		0	0	0	0
			Crimes Against Property			
Arrest Overview						
Total Arrests	14		2	0	0	0
Adult Arrests	14		0	0	0	0
Juvenile Arrests	0		3	1	1	0
Unknown Age	0		2	1	1	0
Arrests per 100,000 population	2,130.9		0	0	0	0
Average number offenses/incident	1.00		0	0	0	0
			Crimes Against Society			
Domestic Violence Victims						
Offense	Reported	Cleared				
Murder	0	0	0	0	0	0
Aggravated Assault	0	0	0	0	0	0
Simple Assault	1	1	0	0	0	0
Intimidation	0	0	0	0	0	0
Stalking	0	0	0	0	0	0
Forcible Rape	0	0	0	0	0	0
Forcible Sodomy	0	0	0	0	0	0
Sexual Assault W/Object	0	0	0	0	0	0
Forcible Fondling	0	0	0	0	0	0
Incest	0	0	0	0	0	0
Statutory Rape	0	0	0	0	0	0
Kidnapping/Abduction	0	0	0	0	0	0
Commercial Sex Acts	0	0	0	0	0	0
Involuntary Servitude	0	0	0	0	0	0
Total	1	1	0	0	0	0
Group B Arrests						
Offense	Adult	Juvenile				
Bad Checks	0	0	0	0	0	0
Curfew/Vagrancy	0	0	0	0	0	0
Disorderly Conduct	0	0	0	0	0	0
DUI	3	0	0	0	0	0
Drunkenness	1	0	0	0	0	0
Family-Non Violent	0	0	0	0	0	0
Liquor Law Violations	0	0	0	0	0	0
Peeping Tom	0	0	0	0	0	0
Trespass	0	0	0	0	0	0
All Other Offenses	0	0	0	0	0	0
Total Group B	4	0	0	0	0	0
			Crimes Against Society			
			Animal Cruelty			
			Drug/Narcotic Violations			
			Drug/Narcotic Equipment Violations			
			Gambling - Betting/Wagering			
			Gambling - Operating/Promoting			
			Gambling - Equipment Violations			
			Gambling - Sports Tampering			
			Pornography/Obscene Material			
			Prostitution			
			Prostitution Assisting/Promoting			
			Purchasing Prostitution			
			Weapon Law Violations			
			Total Group A Offenses			
			27		9	
					10	
					0	

Crime in Tennessee 2017

(*) Offenses are counted using the FBI Units of Count for Crime

(**) The 'Arrests' column shows arrests made for incidents during the selected period, regardless of arrest date. Arrest counts for the same period may change over time.

Gatlinburg Police Department - NIBRS Agency Crime Overview - 2017

2016 Population Estimate		4,206		Offenses (*)		Arrests (**)	
Offense Overview				Reported	Cleared	Adult	Juvenile
Offense Total	814	Group A Offenses					
Number Cleared	341	Crimes Against Persons					
Percent Cleared	41.89 %	Murder		1	1	1	0
Group A Crimes per 100,000 population	19,353.3	Negligent Manslaughter		1	1	2	0
		Negligent Vehicular Manslaughter		0	0	0	0
		Kidnapping/Abduction		2	1	1	0
		Forcible Rape		3	0	0	0
		Forcible Sodomy		2	0	0	0
		Sexual Assault W/Object		0	0	0	0
		Forcible Fondling		9	4	2	1
		Incest		0	0	0	0
		Statutory Rape		1	0	0	0
		Aggravated Assault		19	11	9	1
		Simple Assault		112	51	41	1
		Intimidation		27	5	2	4
		Stalking		3	2	1	0
		Commercial Sex Acts		0	0	0	0
		Involuntary Servitude		0	0	0	0
		Crimes Against Property					
		Arson		1	0	0	0
		Bribery		1	1	1	0
		Burglary		46	1	1	0
		Counterfeiting/Forgery		17	0	0	0
		Destruction/Damage/Vandalism		68	13	6	0
		Embezzlement		10	3	2	0
		Extortion/Blackmail		1	0	0	0
		Fraud - False Pretenses		21	4	4	0
		Fraud - Credit Card/ATM		22	2	1	0
		Fraud - Impersonation		2	0	0	0
		Fraud - Welfare		0	0	0	0
		Fraud - Wire		7	0	0	0
		Fraud - Identity Theft		2	0	0	0
		Fraud - Computer Hacking/Invasion		0	0	0	0
		Robbery		5	0	0	0
		Theft - Pocket-picking		1	0	0	0
		Theft - Purse Snatching		0	0	0	0
		Theft - Shoplifting		27	14	15	0
		Theft From Building		62	2	2	0
		Theft From Coin Machine		17	0	0	0
		Theft From Motor Vehicle		23	0	0	0
		Theft of Motor Vehicle Parts		5	0	0	0
		Theft - All Other Larceny		46	7	11	0
		Motor Vehicle Theft		17	3	3	0
		Stolen Property Offenses		2	2	2	0
		Crimes Against Society					
		Animal Cruelty		1	1	1	0
		Drug/Narcotic Violations		108	101	97	8
		Drug/Narcotic Equipment Violations		101	93	34	0
		Gambling - Betting/Wagering		0	0	0	0
		Gambling - Operating/Promoting		0	0	0	0
		Gambling - Equipment Violations		0	0	0	0
		Gambling - Sports Tampering		0	0	0	0
		Pornography/Obscene Material		1	0	0	0
		Prostitution		0	0	0	0
		Prostitution Assisting/Promoting		1	0	0	0
		Purchasing Prostitution		0	0	0	0
		Weapon Law Violations		19	18	16	0
		Total Group A Offenses		814	341	255	15
Domestic Violence Victims							
Offense	Reported	Cleared	Offense	Reported	Cleared	Adult	Juvenile
Murder	0	0	Burglary	46	1	1	0
Aggravated Assault	7	5	Counterfeiting/Forgery	17	0	0	0
Simple Assault	66	38	Destruction/Damage/Vandalism	68	13	6	0
Intimidation	8	0	Embezzlement	10	3	2	0
Stalking	0	0	Extortion/Blackmail	1	0	0	0
Forcible Rape	1	0	Fraud - False Pretenses	21	4	4	0
Forcible Sodomy	1	0	Fraud - Credit Card/ATM	22	2	1	0
Sexual Assault W/Object	0	0	Fraud - Impersonation	2	0	0	0
Forcible Fondling	1	0	Fraud - Welfare	0	0	0	0
Incest	0	0	Fraud - Wire	7	0	0	0
Statutory Rape	0	0	Fraud - Identity Theft	2	0	0	0
Kidnapping/Abduction	1	0	Fraud - Computer Hacking/Invasion	0	0	0	0
Commercial Sex Acts	0	0	Robbery	5	0	0	0
Involuntary Servitude	0	0	Theft - Pocket-picking	1	0	0	0
Total	85	43	Theft - Purse Snatching	0	0	0	0
Group B Arrests							
Offense	Adult	Juvenile	Offense	Reported	Cleared	Adult	Juvenile
Bad Checks	0	0	Theft - Shoplifting	27	14	15	0
Curfew/Vagrancy	0	0	Theft From Building	62	2	2	0
Disorderly Conduct	9	0	Theft From Coin Machine	17	0	0	0
DUI	50	0	Theft From Motor Vehicle	23	0	0	0
Drunkenness	318	1	Theft of Motor Vehicle Parts	5	0	0	0
Family-Non Violent	0	0	Theft - All Other Larceny	46	7	11	0
Liquor Law Violations	3	0	Motor Vehicle Theft	17	3	3	0
Peeping Tom	0	0	Stolen Property Offenses	2	2	2	0
Trespass	5	0	Crimes Against Society				
All Other Offenses	40	14	Animal Cruelty	1	1	1	0
Total Group B	425	15	Drug/Narcotic Violations	108	101	97	8
			Drug/Narcotic Equipment Violations	101	93	34	0
			Gambling - Betting/Wagering	0	0	0	0
			Gambling - Operating/Promoting	0	0	0	0
			Gambling - Equipment Violations	0	0	0	0
			Gambling - Sports Tampering	0	0	0	0
			Pornography/Obscene Material	1	0	0	0
			Prostitution	0	0	0	0
			Prostitution Assisting/Promoting	1	0	0	0
			Purchasing Prostitution	0	0	0	0
			Weapon Law Violations	19	18	16	0
			Total Group A Offenses	814	341	255	15

Crime in Tennessee 2017

(*) Offenses are counted using the FBI Units of Count for Crime

(**) The 'Arrests' column shows arrests made for incidents during the selected period, regardless of arrest date. Arrest counts for the same period may change over time.

Germantown Police Department - NIBRS Agency Crime Overview - 2017

2016 Population Estimate		39,056		Offenses (*)		Arrests (**)	
				Reported	Cleared	Adult	Juvenile
Offense Overview				Group A Offenses			
Crimes Against Persons							
Offense Total	1,421	Murder	0	0	0	0	
Number Cleared	554	Negligent Manslaughter	0	0	0	0	
Percent Cleared	38.99 %	Negligent Vehicular Manslaughter	0	0	0	0	
Group A Crimes per 100,000 population	3,638.4	Kidnapping/Abduction	1	1	0	0	
		Forcible Rape	1	1	0	0	
		Forcible Sodomy	0	0	0	0	
		Sexual Assault W/Object	0	0	0	0	
		Forcible Fondling	1	1	0	0	
		Incest	0	0	0	0	
		Statutory Rape	0	0	0	0	
		Aggravated Assault	20	18	13	0	
		Simple Assault	139	110	40	10	
		Intimidation	55	26	3	1	
		Stalking	9	6	1	0	
		Commercial Sex Acts	0	0	0	0	
		Involuntary Servitude	0	0	0	0	
		Crimes Against Property					
		Arson	4	4	1	8	
		Bribery	0	0	0	0	
		Burglary	60	13	4	0	
		Counterfeiting/Forgery	60	22	17	0	
		Destruction/Damage/Vandalism	89	17	6	0	
		Embezzlement	9	5	7	0	
		Extortion/Blackmail	6	2	0	0	
		Fraud - False Pretenses	76	6	2	0	
		Fraud - Credit Card/ATM	30	2	0	0	
		Fraud - Impersonation	19	12	5	0	
		Fraud - Welfare	0	0	0	0	
		Fraud - Wire	77	2	0	0	
		Fraud - Identity Theft	90	7	3	0	
		Fraud - Computer Hacking/Invasion	1	0	0	0	
		Robbery	10	2	1	0	
		Theft - Pocket-picking	2	0	0	0	
		Theft - Purse Snatching	0	0	0	0	
		Theft - Shoplifting	82	26	25	2	
		Theft From Building	101	21	11	5	
		Theft From Coin Machine	0	0	0	0	
		Theft From Motor Vehicle	165	24	5	2	
		Theft of Motor Vehicle Parts	12	2	2	0	
		Theft - All Other Larceny	55	5	5	0	
		Motor Vehicle Theft	30	9	4	1	
		Stolen Property Offenses	12	12	17	2	
		Crimes Against Society					
		Animal Cruelty	1	1	1	0	
		Drug/Narcotic Violations	105	103	86	16	
		Drug/Narcotic Equipment Violations	74	72	20	5	
		Gambling - Betting/Wagering	0	0	0	0	
		Gambling - Operating/Promoting	0	0	0	0	
		Gambling - Equipment Violations	0	0	0	0	
		Gambling - Sports Tampering	0	0	0	0	
		Pornography/Obscene Material	3	1	1	0	
		Prostitution	1	1	0	0	
		Prostitution Assisting/Promoting	1	1	2	0	
		Purchasing Prostitution	0	0	0	0	
		Weapon Law Violations	20	19	9	1	
		Total Group A Offenses	1,421	554	291	53	
Domestic Violence Victims							
Offense	Reported	Cleared					
Murder	0	0					
Aggravated Assault	9	9					
Simple Assault	86	63					
Intimidation	10	7					
Stalking	4	4					
Forcible Rape	1	1					
Forcible Sodomy	0	0					
Sexual Assault W/Object	0	0					
Forcible Fondling	1	1					
Incest	0	0					
Statutory Rape	0	0					
Kidnapping/Abduction	1	1					
Commercial Sex Acts	0	0					
Involuntary Servitude	0	0					
Total	112	86					
Group B Arrests							
Offense	Adult	Juvenile					
Bad Checks	0	0					
Curfew/Vagrancy	0	15					
Disorderly Conduct	2	0					
DUI	55	0					
Drunkenness	10	0					
Family-Non Violent	0	0					
Liquor Law Violations	2	4					
Peeping Tom	0	0					
Trespass	5	0					
All Other Offenses	710	0					
Total Group B	784	19					

Crime in Tennessee 2017

(*) Offenses are counted using the FBI Units of Count for Crime

(**) The 'Arrests' column shows arrests made for incidents during the selected period, regardless of arrest date. Arrest counts for the same period may change over time.

Gibson Police Department - NIBRS Agency Crime Overview - 2017

2016 Population Estimate		379		Offenses (*)		Arrests (**)	
				Reported	Cleared	Adult	Juvenile
Offense Overview				Group A Offenses			
Crimes Against Persons							
Offense Total	25	Murder	0	0	0	0	0
Number Cleared	19	Negligent Manslaughter	0	0	0	0	0
Percent Cleared	76.00 %	Negligent Vehicular Manslaughter	0	0	0	0	0
Group A Crimes per 100,000 population	6,596.3	Kidnapping/Abduction	0	0	0	0	0
		Forcible Rape	0	0	0	0	0
		Forcible Sodomy	0	0	0	0	0
		Sexual Assault W/Object	0	0	0	0	0
		Forcible Fondling	0	0	0	0	0
		Incest	0	0	0	0	0
		Statutory Rape	0	0	0	0	0
		Aggravated Assault	2	1	1	0	0
		Simple Assault	1	0	0	0	0
		Intimidation	1	0	0	0	0
		Stalking	0	0	0	0	0
		Commercial Sex Acts	0	0	0	0	0
		Involuntary Servitude	0	0	0	0	0
		Crimes Against Property					
		Arson	0	0	0	0	0
		Bribery	0	0	0	0	0
		Burglary	1	0	0	0	0
		Counterfeiting/Forgery	0	0	0	0	0
		Destruction/Damage/Vandalism	0	0	0	0	0
		Embezzlement	0	0	0	0	0
		Extortion/Blackmail	0	0	0	0	0
		Fraud - False Pretenses	0	0	0	0	0
		Fraud - Credit Card/ATM	0	0	0	0	0
		Fraud - Impersonation	0	0	0	0	0
		Fraud - Welfare	0	0	0	0	0
		Fraud - Wire	0	0	0	0	0
		Fraud - Identity Theft	0	0	0	0	0
		Fraud - Computer Hacking/Invasion	0	0	0	0	0
		Robbery	0	0	0	0	0
		Theft - Pocket-picking	0	0	0	0	0
		Theft - Purse Snatching	0	0	0	0	0
		Theft - Shoplifting	0	0	0	0	0
		Theft From Building	0	0	0	0	0
		Theft From Coin Machine	0	0	0	0	0
		Theft From Motor Vehicle	0	0	0	0	0
		Theft of Motor Vehicle Parts	1	1	1	0	0
		Theft - All Other Larceny	1	0	0	0	0
		Motor Vehicle Theft	0	0	0	0	0
		Stolen Property Offenses	0	0	0	0	0
		Crimes Against Society					
		Animal Cruelty	0	0	0	0	0
		Drug/Narcotic Violations	9	8	10	0	0
		Drug/Narcotic Equipment Violations	8	8	0	0	0
		Gambling - Betting/Wagering	0	0	0	0	0
		Gambling - Operating/Promoting	0	0	0	0	0
		Gambling - Equipment Violations	0	0	0	0	0
		Gambling - Sports Tampering	0	0	0	0	0
		Pornography/Obscene Material	0	0	0	0	0
		Prostitution	0	0	0	0	0
		Prostitution Assisting/Promoting	0	0	0	0	0
		Purchasing Prostitution	0	0	0	0	0
		Weapon Law Violations	1	1	1	0	0
		Total Group A Offenses	25	19	13	0	0
Domestic Violence Victims							
Offense	Reported	Cleared					
Murder	0	0					
Aggravated Assault	2	1					
Simple Assault	0	0					
Intimidation	0	0					
Stalking	0	0					
Forcible Rape	0	0					
Forcible Sodomy	0	0					
Sexual Assault W/Object	0	0					
Forcible Fondling	0	0					
Incest	0	0					
Statutory Rape	0	0					
Kidnapping/Abduction	0	0					
Commercial Sex Acts	0	0					
Involuntary Servitude	0	0					
Total	2	1					
Group B Arrests							
Offense	Adult	Juvenile					
Bad Checks	0	0					
Curfew/Vagrancy	0	0					
Disorderly Conduct	0	0					
DUI	4	0					
Drunkenness	0	0					
Family-Non Violent	1	0					
Liquor Law Violations	0	0					
Peeping Tom	0	0					
Trespass	0	0					
All Other Offenses	2	0					
Total Group B	7	0					

Crime in Tennessee 2017

(*) Offenses are counted using the FBI Units of Count for Crime

(**) The 'Arrests' column shows arrests made for incidents during the selected period, regardless of arrest date. Arrest counts for the same period may change over time.

Gleason Police Department - NIBRS Agency Crime Overview - 2017

2016 Population Estimate		1,390		Offenses (*)		Arrests (**)	
				Reported	Cleared	Adult	Juvenile
Offense Overview				Group A Offenses			
Crimes Against Persons							
Offense Total	82	Murder	0	0	0	0	
Number Cleared	34	Negligent Manslaughter	0	0	0	0	
Percent Cleared	41.46 %	Negligent Vehicular Manslaughter	0	0	0	0	
Group A Crimes per 100,000 population	5,899.3	Kidnapping/Abduction	0	0	0	0	
		Forcible Rape	0	0	0	0	
		Forcible Sodomy	0	0	0	0	
		Sexual Assault W/Object	0	0	0	0	
Arrest Overview		Forcible Fondling	2	2	1	0	
Total Arrests	34	Incest	0	0	0	0	
Adult Arrests	32	Statutory Rape	0	0	0	0	
Juvenile Arrests	2	Aggravated Assault	2	2	0	1	
Unknown Age	0	Simple Assault	21	14	12	0	
Arrests per 100,000 population	2,446.0	Intimidation	6	3	3	0	
		Stalking	0	0	0	0	
		Commercial Sex Acts	0	0	0	0	
Average number offenses/incident	1.19	Involuntary Servitude	0	0	0	0	
		Crimes Against Property					
Domestic Violence Victims				Arson			
Offense	Reported	Cleared	Bribery				
Murder	0	0	Burglary				
Aggravated Assault	0	0	Counterfeiting/Forgery				
Simple Assault	17	14	Destruction/Damage/Vandalism				
Intimidation	4	3	Embezzlement				
Stalking	0	0	Extortion/Blackmail				
Forcible Rape	0	0	Fraud - False Pretenses				
Forcible Sodomy	0	0	Fraud - Credit Card/ATM				
Sexual Assault W/Object	0	0	Fraud - Impersonation				
Forcible Fondling	2	2	Fraud - Welfare				
Incest	0	0	Fraud - Wire				
Statutory Rape	0	0	Fraud - Identity Theft				
Kidnapping/Abduction	0	0	Fraud - Computer Hacking/Invasion				
Commercial Sex Acts	0	0	Robbery				
Involuntary Servitude	0	0	Theft - Pocket-picking				
Total	23	19	Theft - Purse Snatching				
			Theft - Shoplifting				
Group B Arrests				Theft From Building			
Offense	Adult	Juvenile	Theft From Coin Machine				
Bad Checks	0	0	Theft From Motor Vehicle				
Curfew/Vagrancy	0	0	Theft of Motor Vehicle Parts				
Disorderly Conduct	2	0	Theft - All Other Larceny				
DUI	1	0	Motor Vehicle Theft				
Drunkenness	1	0	Stolen Property Offenses				
Family-Non Violent	0	0	Crimes Against Society				
Liquor Law Violations	2	0	Animal Cruelty				
Peeping Tom	0	0	Drug/Narcotic Violations				
Trespass	0	0	Drug/Narcotic Equipment Violations				
All Other Offenses	2	0	Gambling - Betting/Wagering				
Total Group B	8	0	Gambling - Operating/Promoting				
			Gambling - Equipment Violations				
			Gambling - Sports Tampering				
			Pornography/Obscene Material				
			Prostitution				
			Prostitution Assisting/Promoting				
			Purchasing Prostitution				
			Weapon Law Violations				
			82	34	24	2	

Crime in Tennessee 2017

(*) Offenses are counted using the FBI Units of Count for Crime

(**) The 'Arrests' column shows arrests made for incidents during the selected period, regardless of arrest date. Arrest counts for the same period may change over time.

Goodlettsville Police Department - NIBRS Agency Crime Overview - 2017

2016 Population Estimate		16,950		Offenses (*)		Arrests (**)	
Offense Overview		Group A Offenses		Reported	Cleared	Adult	Juvenile
Offense Total	1,612	Crimes Against Persons					
Number Cleared	869	Murder		0	0	0	0
Percent Cleared	53.91 %	Negligent Manslaughter		0	0	0	0
Group A Crimes per 100,000 population	9,510.3	Negligent Vehicular Manslaughter		0	0	0	0
		Kidnapping/Abduction		6	4	4	0
		Forcible Rape		9	4	1	0
		Forcible Sodomy		1	0	0	0
		Sexual Assault W/Object		0	0	0	0
		Forcible Fondling		7	2	0	0
		Incest		0	0	0	0
		Statutory Rape		2	2	2	0
		Aggravated Assault		43	22	19	3
		Simple Assault		189	115	82	7
		Intimidation		23	4	3	0
		Stalking		4	4	0	0
		Commercial Sex Acts		0	0	0	0
		Involuntary Servitude		0	0	0	0
		Crimes Against Property					
		Arson		0	0	0	0
		Bribery		0	0	0	0
		Burglary		84	7	11	0
		Counterfeiting/Forgery		44	8	9	0
		Destruction/Damage/Vandalism		110	21	8	0
		Embezzlement		29	16	9	2
		Extortion/Blackmail		1	0	0	0
		Fraud - False Pretenses		55	6	3	0
		Fraud - Credit Card/ATM		7	1	1	0
		Fraud - Impersonation		25	11	9	0
		Fraud - Welfare		0	0	0	0
		Fraud - Wire		1	0	0	0
		Fraud - Identity Theft		0	0	0	0
		Fraud - Computer Hacking/Invasion		0	0	0	0
		Robbery		20	7	11	0
		Theft - Pocket-picking		0	0	0	0
		Theft - Purse Snatching		3	2	0	0
		Theft - Shoplifting		244	184	160	77
		Theft From Building		61	8	5	0
		Theft From Coin Machine		5	0	0	0
		Theft From Motor Vehicle		91	3	3	0
		Theft of Motor Vehicle Parts		29	0	0	0
		Theft - All Other Larceny		43	5	6	0
		Motor Vehicle Theft		32	2	2	0
		Stolen Property Offenses		15	15	13	5
		Crimes Against Society					
		Animal Cruelty		0	0	0	0
		Drug/Narcotic Violations		248	244	257	13
		Drug/Narcotic Equipment Violations		147	143	33	0
		Gambling - Betting/Wagering		0	0	0	0
		Gambling - Operating/Promoting		0	0	0	0
		Gambling - Equipment Violations		0	0	0	0
		Gambling - Sports Tampering		0	0	0	0
		Pornography/Obscene Material		1	1	0	0
		Prostitution		0	0	0	0
		Prostitution Assisting/Promoting		0	0	0	0
		Purchasing Prostitution		0	0	0	0
		Weapon Law Violations		33	28	7	0
		Total Group A Offenses		1,612	869	658	107
Domestic Violence Victims							
Offense	Reported	Cleared					
Murder	0	0	Burglary				0
Aggravated Assault	18	15	Counterfeiting/Forgery				0
Simple Assault	136	91	Destruction/Damage/Vandalism				0
Intimidation	8	2	Embezzlement				2
Stalking	4	4	Extortion/Blackmail				0
Forcible Rape	5	3	Fraud - False Pretenses				0
Forcible Sodomy	0	0	Fraud - Credit Card/ATM				0
Sexual Assault W/Object	0	0	Fraud - Impersonation				0
Forcible Fondling	1	0	Fraud - Welfare				0
Incest	0	0	Fraud - Wire				0
Statutory Rape	0	0	Fraud - Identity Theft				0
Kidnapping/Abduction	1	0	Fraud - Computer Hacking/Invasion				0
Commercial Sex Acts	0	0	Robbery				0
Involuntary Servitude	0	0	Theft - Pocket-picking				0
Total	173	115	Theft - Purse Snatching				0
Group B Arrests							
Offense	Adult	Juvenile					
Bad Checks	0	0	Theft - Shoplifting				77
Curfew/Vagrancy	0	4	Theft From Building				0
Disorderly Conduct	12	3	Theft From Coin Machine				0
DUI	125	1	Theft From Motor Vehicle				0
Drunkenness	57	0	Theft of Motor Vehicle Parts				0
Family-Non Violent	1	0	Theft - All Other Larceny				0
Liquor Law Violations	7	1	Motor Vehicle Theft				0
Peeping Tom	0	0	Stolen Property Offenses				5
Trespass	30	3	Crimes Against Society				
All Other Offenses	24	4	Animal Cruelty				0
Total Group B	256	16	Drug/Narcotic Violations				13
			Drug/Narcotic Equipment Violations				0
			Gambling - Betting/Wagering				0
			Gambling - Operating/Promoting				0
			Gambling - Equipment Violations				0
			Gambling - Sports Tampering				0
			Pornography/Obscene Material				0
			Prostitution				0
			Prostitution Assisting/Promoting				0
			Purchasing Prostitution				0
			Weapon Law Violations				0

Crime in Tennessee 2017

(*) Offenses are counted using the FBI Units of Count for Crime

(**) The 'Arrests' column shows arrests made for incidents during the selected period, regardless of arrest date. Arrest counts for the same period may change over time.

Gordonsville Police Department - NIBRS Agency Crime Overview - 2017

2016 Population Estimate		1,209		Offenses (*)		Arrests (**)	
				Reported	Cleared	Adult	Juvenile
Offense Overview				Group A Offenses			
Crimes Against Persons							
Offense Total	55	Murder	0	0	0	0	0
Number Cleared	29	Negligent Manslaughter	0	0	0	0	0
Percent Cleared	52.73 %	Negligent Vehicular Manslaughter	0	0	0	0	0
Group A Crimes per 100,000 population	4,549.2	Kidnapping/Abduction	0	0	0	0	0
		Forcible Rape	0	0	0	0	0
		Forcible Sodomy	0	0	0	0	0
		Sexual Assault W/Object	0	0	0	0	0
		Forcible Fondling	0	0	0	0	0
		Incest	0	0	0	0	0
		Statutory Rape	0	0	0	0	0
		Aggravated Assault	1	1	1	0	0
		Simple Assault	1	1	1	0	0
		Intimidation	1	1	1	0	0
		Stalking	2	0	0	0	0
		Commercial Sex Acts	0	0	0	0	0
		Involuntary Servitude	0	0	0	0	0
		Crimes Against Property					
		Arson	0	0	0	0	0
		Bribery	0	0	0	0	0
		Burglary	4	0	0	0	0
		Counterfeiting/Forgery	0	0	0	0	0
		Destruction/Damage/Vandalism	7	2	2	1	0
		Embezzlement	0	0	0	0	0
		Extortion/Blackmail	0	0	0	0	0
		Fraud - False Pretenses	1	0	0	0	0
		Fraud - Credit Card/ATM	1	0	0	0	0
		Fraud - Impersonation	0	0	0	0	0
		Fraud - Welfare	0	0	0	0	0
		Fraud - Wire	0	0	0	0	0
		Fraud - Identity Theft	1	0	0	0	0
		Fraud - Computer Hacking/Invasion	0	0	0	0	0
		Robbery	0	0	0	0	0
		Theft - Pocket-picking	0	0	0	0	0
		Theft - Purse Snatching	0	0	0	0	0
		Theft - Shoplifting	1	0	0	0	0
		Theft From Building	5	4	5	0	0
		Theft From Coin Machine	1	0	0	0	0
		Theft From Motor Vehicle	3	1	1	0	0
		Theft of Motor Vehicle Parts	1	0	0	0	0
		Theft - All Other Larceny	1	1	1	0	0
		Motor Vehicle Theft	7	2	1	0	0
		Stolen Property Offenses	0	0	0	0	0
		Crimes Against Society					
		Animal Cruelty	1	0	0	0	0
		Drug/Narcotic Violations	10	10	10	0	0
		Drug/Narcotic Equipment Violations	6	6	0	0	0
		Gambling - Betting/Wagering	0	0	0	0	0
		Gambling - Operating/Promoting	0	0	0	0	0
		Gambling - Equipment Violations	0	0	0	0	0
		Gambling - Sports Tampering	0	0	0	0	0
		Pornography/Obscene Material	0	0	0	0	0
		Prostitution	0	0	0	0	0
		Prostitution Assisting/Promoting	0	0	0	0	0
		Purchasing Prostitution	0	0	0	0	0
		Weapon Law Violations	0	0	0	0	0
		Total Group A Offenses	55	29	23	1	
Domestic Violence Victims							
Offense	Reported	Cleared					
Murder	0	0					
Aggravated Assault	0	0					
Simple Assault	0	0					
Intimidation	1	1					
Stalking	1	0					
Forcible Rape	0	0					
Forcible Sodomy	0	0					
Sexual Assault W/Object	0	0					
Forcible Fondling	0	0					
Incest	0	0					
Statutory Rape	0	0					
Kidnapping/Abduction	0	0					
Commercial Sex Acts	0	0					
Involuntary Servitude	0	0					
Total	2	1					
Group B Arrests							
Offense	Adult	Juvenile					
Bad Checks	26	0					
Curfew/Vagrancy	0	0					
Disorderly Conduct	0	0					
DUI	10	0					
Drunkenness	5	0					
Family-Non Violent	0	0					
Liquor Law Violations	0	0					
Peeping Tom	0	0					
Trespass	2	0					
All Other Offenses	2	0					
Total Group B	45	0					

Crime in Tennessee 2017

(*) Offenses are counted using the FBI Units of Count for Crime

(**) The 'Arrests' column shows arrests made for incidents during the selected period, regardless of arrest date. Arrest counts for the same period may change over time.

Grand Junction Police Department - NIBRS Agency Crime Overview - 2017

2016 Population Estimate		279		Offenses (*)		Arrests (**)	
				Reported	Cleared	Adult	Juvenile
Offense Overview				Group A Offenses			
Crimes Against Persons							
Offense Total	19	Murder	0	0	0	0	0
Number Cleared	11	Negligent Manslaughter	0	0	0	0	0
Percent Cleared	57.89 %	Negligent Vehicular Manslaughter	0	0	0	0	0
Group A Crimes per 100,000 population	6,810.0	Kidnapping/Abduction	0	0	0	0	0
		Forcible Rape	0	0	0	0	0
		Forcible Sodomy	0	0	0	0	0
		Sexual Assault W/Object	0	0	0	0	0
		Forcible Fondling	0	0	0	0	0
		Incest	0	0	0	0	0
		Statutory Rape	0	0	0	0	0
		Aggravated Assault	0	0	0	0	0
		Simple Assault	1	1	1	0	0
		Intimidation	0	0	0	0	0
		Stalking	0	0	0	0	0
		Commercial Sex Acts	0	0	0	0	0
		Involuntary Servitude	0	0	0	0	0
		Crimes Against Property					
		Arson	0	0	0	0	0
		Bribery	0	0	0	0	0
		Burglary	1	0	0	0	0
		Counterfeiting/Forgery	1	1	1	0	0
		Destruction/Damage/Vandalism	1	0	0	0	0
		Embezzlement	0	0	0	0	0
		Extortion/Blackmail	0	0	0	0	0
		Fraud - False Pretenses	1	0	0	0	0
		Fraud - Credit Card/ATM	0	0	0	0	0
		Fraud - Impersonation	1	1	1	0	0
		Fraud - Welfare	0	0	0	0	0
		Fraud - Wire	0	0	0	0	0
		Fraud - Identity Theft	0	0	0	0	0
		Fraud - Computer Hacking/Invasion	0	0	0	0	0
		Robbery	0	0	0	0	0
		Theft - Pocket-picking	0	0	0	0	0
		Theft - Purse Snatching	0	0	0	0	0
		Theft - Shoplifting	1	0	0	0	0
		Theft From Building	2	1	1	0	0
		Theft From Coin Machine	0	0	0	0	0
		Theft From Motor Vehicle	2	0	0	0	0
		Theft of Motor Vehicle Parts	0	0	0	0	0
		Theft - All Other Larceny	2	1	1	0	0
		Motor Vehicle Theft	0	0	0	0	0
		Stolen Property Offenses	0	0	0	0	0
		Crimes Against Society					
		Animal Cruelty	0	0	0	0	0
		Drug/Narcotic Violations	6	6	6	0	0
		Drug/Narcotic Equipment Violations	0	0	0	0	0
		Gambling - Betting/Wagering	0	0	0	0	0
		Gambling - Operating/Promoting	0	0	0	0	0
		Gambling - Equipment Violations	0	0	0	0	0
		Gambling - Sports Tampering	0	0	0	0	0
		Pornography/Obscene Material	0	0	0	0	0
		Prostitution	0	0	0	0	0
		Prostitution Assisting/Promoting	0	0	0	0	0
		Purchasing Prostitution	0	0	0	0	0
		Weapon Law Violations	0	0	0	0	0
		Total Group A Offenses	19	11	11	0	0
Domestic Violence Victims							
Offense	Reported	Cleared					
Murder	0	0					
Aggravated Assault	0	0					
Simple Assault	0	0					
Intimidation	0	0					
Stalking	0	0					
Forcible Rape	0	0					
Forcible Sodomy	0	0					
Sexual Assault W/Object	0	0					
Forcible Fondling	0	0					
Incest	0	0					
Statutory Rape	0	0					
Kidnapping/Abduction	0	0					
Commercial Sex Acts	0	0					
Involuntary Servitude	0	0					
Total	0	0					
Group B Arrests							
Offense	Adult	Juvenile					
Bad Checks	0	0					
Curfew/Vagrancy	0	0					
Disorderly Conduct	1	0					
DUI	4	0					
Drunkenness	4	0					
Family-Non Violent	2	0					
Liquor Law Violations	3	0					
Peeping Tom	0	0					
Trespass	0	0					
All Other Offenses	2	0					
Total Group B	16	0					

Crime in Tennessee 2017

(*) Offenses are counted using the FBI Units of Count for Crime

(**) The 'Arrests' column shows arrests made for incidents during the selected period, regardless of arrest date. Arrest counts for the same period may change over time.

Greysville Police Department - NIBRS Agency Crime Overview - 2017

2016 Population Estimate		1,523		Offenses (*)		Arrests (**)	
				Reported	Cleared	Adult	Juvenile
Offense Overview				Group A Offenses			
Crimes Against Persons							
Offense Total	67	Murder	0	0	0	0	
Number Cleared	43	Negligent Manslaughter	0	0	0	0	
Percent Cleared	64.18 %	Negligent Vehicular Manslaughter	0	0	0	0	
Group A Crimes per 100,000 population	4,399.2	Kidnapping/Abduction	0	0	0	0	
		Forcible Rape	0	0	0	0	
		Forcible Sodomy	0	0	0	0	
		Sexual Assault W/Object	0	0	0	0	
		Forcible Fondling	0	0	0	0	
		Incest	0	0	0	0	
		Statutory Rape	0	0	0	0	
		Aggravated Assault	6	5	4	0	
		Simple Assault	6	6	6	0	
		Intimidation	2	0	0	0	
		Stalking	1	0	0	0	
		Commercial Sex Acts	0	0	0	0	
		Involuntary Servitude	0	0	0	0	
		Crimes Against Property					
		Arson	0	0	0	0	
		Bribery	0	0	0	0	
		Burglary	6	2	1	0	
		Counterfeiting/Forgery	1	0	0	0	
		Destruction/Damage/Vandalism	5	0	0	0	
		Embezzlement	0	0	0	0	
		Extortion/Blackmail	0	0	0	0	
		Fraud - False Pretenses	2	0	0	0	
		Fraud - Credit Card/ATM	1	0	0	0	
		Fraud - Impersonation	1	1	1	0	
		Fraud - Welfare	0	0	0	0	
		Fraud - Wire	0	0	0	0	
		Fraud - Identity Theft	1	0	0	0	
		Fraud - Computer Hacking/Invasion	0	0	0	0	
		Robbery	0	0	0	0	
		Theft - Pocket-picking	0	0	0	0	
		Theft - Purse Snatching	0	0	0	0	
		Theft - Shoplifting	1	0	0	0	
		Theft From Building	2	1	0	0	
		Theft From Coin Machine	0	0	0	0	
		Theft From Motor Vehicle	1	0	0	0	
		Theft of Motor Vehicle Parts	0	0	0	0	
		Theft - All Other Larceny	0	0	0	0	
		Motor Vehicle Theft	0	0	0	0	
		Stolen Property Offenses	0	0	0	0	
		Crimes Against Society					
		Animal Cruelty	0	0	0	0	
		Drug/Narcotic Violations	18	17	16	0	
		Drug/Narcotic Equipment Violations	12	11	0	0	
		Gambling - Betting/Wagering	0	0	0	0	
		Gambling - Operating/Promoting	0	0	0	0	
		Gambling - Equipment Violations	0	0	0	0	
		Gambling - Sports Tampering	0	0	0	0	
		Pornography/Obscene Material	0	0	0	0	
		Prostitution	0	0	0	0	
		Prostitution Assisting/Promoting	0	0	0	0	
		Purchasing Prostitution	0	0	0	0	
		Weapon Law Violations	1	0	0	0	
		Total Group A Offenses	67	43	28	0	
Domestic Violence Victims							
Offense	Reported	Cleared					
Murder	0	0					
Aggravated Assault	6	5					
Simple Assault	6	6					
Intimidation	1	0					
Stalking	0	0					
Forcible Rape	0	0					
Forcible Sodomy	0	0					
Sexual Assault W/Object	0	0					
Forcible Fondling	0	0					
Incest	0	0					
Statutory Rape	0	0					
Kidnapping/Abduction	0	0					
Commercial Sex Acts	0	0					
Involuntary Servitude	0	0					
Total	13	11					
Group B Arrests							
Offense	Adult	Juvenile					
Bad Checks	0	0					
Curfew/Vagrancy	0	0					
Disorderly Conduct	3	0					
DUI	8	0					
Drunkenness	1	0					
Family-Non Violent	0	0					
Liquor Law Violations	0	11					
Peeping Tom	0	0					
Trespass	0	0					
All Other Offenses	12	0					
Total Group B	24	11					

Crime in Tennessee 2017

(*) Offenses are counted using the FBI Units of Count for Crime

(**) The 'Arrests' column shows arrests made for incidents during the selected period, regardless of arrest date. Arrest counts for the same period may change over time.

Greenbrier Police Department - NIBRS Agency Crime Overview - 2017

2016 Population Estimate		6,796		Offenses (*)		Arrests (**)	
				Reported	Cleared	Adult	Juvenile
Offense Overview				Group A Offenses			
Crimes Against Persons							
Offense Total	427	Murder	0	0	0	0	
Number Cleared	273	Negligent Manslaughter	0	0	0	0	
Percent Cleared	63.93 %	Negligent Vehicular Manslaughter	0	0	0	0	
Group A Crimes per 100,000 population	6,283.1	Kidnapping/Abduction	3	3	1	0	
		Forcible Rape	2	0	0	0	
		Forcible Sodomy	1	1	0	0	
		Sexual Assault W/Object	0	0	0	0	
		Forcible Fondling	2	0	0	0	
		Incest	0	0	0	0	
		Statutory Rape	1	1	1	0	
		Aggravated Assault	10	6	4	0	
		Simple Assault	81	53	21	3	
		Intimidation	17	7	3	0	
		Stalking	4	3	1	0	
		Commercial Sex Acts	0	0	0	0	
		Involuntary Servitude	0	0	0	0	
Arrest Overview				Crimes Against Property			
Domestic Violence Victims				Arson			
Offense		Reported	Cleared	Bribery		0 0	
Murder	0	0	Burglary		21 5		
Aggravated Assault	5	4	Counterfeiting/Forgery		4 1		
Simple Assault	52	37	Destruction/Damage/Vandalism		30 11		
Intimidation	4	1	Embezzlement		6 6		
Stalking	1	0	Extortion/Blackmail		1 0		
Forcible Rape	1	0	Fraud - False Pretenses		10 1		
Forcible Sodomy	0	0	Fraud - Credit Card/ATM		6 0		
Sexual Assault W/Object	0	0	Fraud - Impersonation		7 2		
Forcible Fondling	0	0	Fraud - Welfare		0 0		
Incest	0	0	Fraud - Wire		0 0		
Statutory Rape	0	0	Fraud - Identity Theft		0 0		
Kidnapping/Abduction	3	3	Fraud - Computer Hacking/Invasion		0 0		
Commercial Sex Acts	0	0	Robbery		0 0		
Involuntary Servitude	0	0	Theft - Pocket-picking		0 0		
Total	66	45	Theft - Purse Snatching		0 0		
Group B Arrests				Theft - Shoplifting		6 0	
Offense		Adult	Juvenile	Theft From Building		17 4	
Bad Checks	0	0	Theft From Coin Machine		1 0		
Curfew/Vagrancy	0	8	Theft From Motor Vehicle		19 12		
Disorderly Conduct	4	2	Theft of Motor Vehicle Parts		3 2		
DUI	35	0	Theft - All Other Larceny		13 3		
Drunkenness	12	0	Motor Vehicle Theft		8 3		
Family-Non Violent	2	0	Stolen Property Offenses		1 1		
Liquor Law Violations	1	14	Crimes Against Society				
Peeping Tom	0	0	Animal Cruelty		0 0		
Trespass	3	1	Drug/Narcotic Violations		86 83		
All Other Offenses	39	5	Drug/Narcotic Equipment Violations		54 52		
Total Group B	96	30	Gambling - Betting/Wagering		0 0		
				Gambling - Operating/Promoting		0 0	
				Gambling - Equipment Violations		0 0	
				Gambling - Sports Tampering		0 0	
				Pornography/Obscene Material		1 1	
				Prostitution		0 0	
				Prostitution Assisting/Promoting		0 0	
				Purchasing Prostitution		0 0	
				Weapon Law Violations		12 12	
				Total Group A Offenses		427 273 145 37	

Crime in Tennessee 2017

(*) Offenses are counted using the FBI Units of Count for Crime

(**) The 'Arrests' column shows arrests made for incidents during the selected period, regardless of arrest date. Arrest counts for the same period may change over time.

Greenville Police Department - NIBRS Agency Crime Overview - 2017

2016 Population Estimate		15,061		Offenses (*)		Arrests (**)	
Offense Overview				Reported	Cleared	Adult	Juvenile
Offense Total	1,690	Group A Offenses					
Number Cleared	1,006	Crimes Against Persons					
Percent Cleared	59.53 %	Murder		0	0	0	0
Group A Crimes per 100,000 population	11,221.0	Negligent Manslaughter		0	0	0	0
		Negligent Vehicular Manslaughter		0	0	0	0
		Kidnapping/Abduction		0	0	0	0
		Forcible Rape		1	0	0	0
		Forcible Sodomy		0	0	0	0
		Sexual Assault W/Object		0	0	0	0
		Forcible Fondling		1	1	1	0
		Incest		0	0	0	0
		Statutory Rape		2	1	1	0
		Aggravated Assault		76	61	39	3
		Simple Assault		206	172	114	6
		Intimidation		31	13	1	0
		Stalking		3	2	1	0
		Commercial Sex Acts		0	0	0	0
		Involuntary Servitude		0	0	0	0
		Crimes Against Property					
		Arson		0	0	0	0
		Bribery		0	0	0	0
		Burglary		66	17	18	2
		Counterfeiting/Forgery		102	20	15	1
		Destruction/Damage/Vandalism		102	27	9	3
		Embezzlement		16	11	7	0
		Extortion/Blackmail		1	1	1	0
		Fraud - False Pretenses		74	19	3	0
		Fraud - Credit Card/ATM		30	6	4	0
		Fraud - Impersonation		13	10	10	0
		Fraud - Welfare		0	0	0	0
		Fraud - Wire		5	2	2	0
		Fraud - Identity Theft		11	2	2	0
		Fraud - Computer Hacking/Invasion		0	0	0	0
		Robbery		5	3	4	0
		Theft - Pocket-picking		0	0	0	0
		Theft - Purse Snatching		0	0	0	0
		Theft - Shoplifting		157	105	99	3
		Theft From Building		124	36	18	0
		Theft From Coin Machine		2	1	0	0
		Theft From Motor Vehicle		54	10	2	0
		Theft of Motor Vehicle Parts		19	1	0	0
		Theft - All Other Larceny		65	15	12	1
		Motor Vehicle Theft		68	29	14	0
		Stolen Property Offenses		18	17	18	0
		Crimes Against Society					
		Animal Cruelty		0	0	0	0
		Drug/Narcotic Violations		222	214	220	4
		Drug/Narcotic Equipment Violations		202	198	84	1
		Gambling - Betting/Wagering		0	0	0	0
		Gambling - Operating/Promoting		0	0	0	0
		Gambling - Equipment Violations		0	0	0	0
		Gambling - Sports Tampering		0	0	0	0
		Pornography/Obscene Material		2	0	0	0
		Prostitution		0	0	0	0
		Prostitution Assisting/Promoting		0	0	0	0
		Purchasing Prostitution		0	0	0	0
		Weapon Law Violations		12	12	1	0
		Total Group A Offenses		1,690	1,006	700	24
Domestic Violence Victims							
Offense	Reported	Cleared					
Murder	0	0	Burglary	66	17	18	2
Aggravated Assault	30	24	Counterfeiting/Forgery	102	20	15	1
Simple Assault	128	110	Destruction/Damage/Vandalism	102	27	9	3
Intimidation	9	5	Embezzlement	16	11	7	0
Stalking	1	0	Extortion/Blackmail	1	1	1	0
Forcible Rape	1	0	Fraud - False Pretenses	74	19	3	0
Forcible Sodomy	0	0	Fraud - Credit Card/ATM	30	6	4	0
Sexual Assault W/Object	0	0	Fraud - Impersonation	13	10	10	0
Forcible Fondling	1	1	Fraud - Welfare	0	0	0	0
Incest	0	0	Fraud - Wire	5	2	2	0
Statutory Rape	1	0	Fraud - Identity Theft	11	2	2	0
Kidnapping/Abduction	0	0	Fraud - Computer Hacking/Invasion	0	0	0	0
Commercial Sex Acts	0	0	Robbery	5	3	4	0
Involuntary Servitude	0	0	Theft - Pocket-picking	0	0	0	0
Total	171	140	Theft - Purse Snatching	0	0	0	0
Group B Arrests							
Offense	Adult	Juvenile					
Bad Checks	0	0	Theft - Shoplifting	157	105	99	3
Curfew/Vagrancy	0	0	Theft From Building	124	36	18	0
Disorderly Conduct	3	0	Theft From Coin Machine	2	1	0	0
DUI	82	0	Theft From Motor Vehicle	54	10	2	0
Drunkenness	136	0	Theft of Motor Vehicle Parts	19	1	0	0
Family-Non Violent	4	0	Theft - All Other Larceny	65	15	12	1
Liquor Law Violations	1	1	Motor Vehicle Theft	68	29	14	0
Peeping Tom	0	0	Stolen Property Offenses	18	17	18	0
Trespass	16	1	Crimes Against Society				
All Other Offenses	67	2	Animal Cruelty	0	0	0	0
Total Group B	309	4	Drug/Narcotic Violations	222	214	220	4
			Drug/Narcotic Equipment Violations	202	198	84	1
			Gambling - Betting/Wagering	0	0	0	0
			Gambling - Operating/Promoting	0	0	0	0
			Gambling - Equipment Violations	0	0	0	0
			Gambling - Sports Tampering	0	0	0	0
			Pornography/Obscene Material	2	0	0	0
			Prostitution	0	0	0	0
			Prostitution Assisting/Promoting	0	0	0	0
			Purchasing Prostitution	0	0	0	0
			Weapon Law Violations	12	12	1	0
			Total Group A Offenses	1,690	1,006	700	24

Crime in Tennessee 2017

(*) Offenses are counted using the FBI Units of Count for Crime

(**) The 'Arrests' column shows arrests made for incidents during the selected period, regardless of arrest date. Arrest counts for the same period may change over time.

Greenfield Police Department - NIBRS Agency Crime Overview - 2017

2016 Population Estimate		2,091		Offenses (*)		Arrests (**)	
Offense Overview		Group A Offenses		Reported	Cleared	Adult	Juvenile
Offense Total	94	Crimes Against Persons		0	0	0	0
Number Cleared	47	Murder		0	0	0	0
Percent Cleared	50.00 %	Negligent Manslaughter		0	0	0	0
Group A Crimes per 100,000 population	4,495.5	Negligent Vehicular Manslaughter		0	0	0	0
		Kidnapping/Abduction		0	0	0	0
		Forcible Rape		0	0	0	0
		Forcible Sodomy		0	0	0	0
		Sexual Assault W/Object		0	0	0	0
		Forcible Fondling		1	0	0	0
		Incest		0	0	0	0
		Statutory Rape		0	0	0	0
		Aggravated Assault		4	2	2	0
		Simple Assault		23	17	15	1
		Intimidation		6	0	0	0
		Stalking		0	0	0	0
		Commercial Sex Acts		0	0	0	0
		Involuntary Servitude		0	0	0	0
		Crimes Against Property					
		Arson		0	0	0	0
		Bribery		0	0	0	0
		Burglary		11	1	1	0
		Counterfeiting/Forgery		1	0	0	0
		Destruction/Damage/Vandalism		4	1	0	0
		Embezzlement		0	0	0	0
		Extortion/Blackmail		0	0	0	0
		Fraud - False Pretenses		0	0	0	0
		Fraud - Credit Card/ATM		0	0	0	0
		Fraud - Impersonation		0	0	0	0
		Fraud - Welfare		0	0	0	0
		Fraud - Wire		0	0	0	0
		Fraud - Identity Theft		0	0	0	0
		Fraud - Computer Hacking/Invasion		0	0	0	0
		Robbery		0	0	0	0
		Theft - Pocket-picking		0	0	0	0
		Theft - Purse Snatching		0	0	0	0
		Theft - Shoplifting		11	9	9	0
		Theft From Building		1	0	0	0
		Theft From Coin Machine		0	0	0	0
		Theft From Motor Vehicle		4	0	0	0
		Theft of Motor Vehicle Parts		1	1	0	0
		Theft - All Other Larceny		13	2	2	0
		Motor Vehicle Theft		0	0	0	0
		Stolen Property Offenses		0	0	0	0
		Crimes Against Society					
		Animal Cruelty		0	0	0	0
		Drug/Narcotic Violations		9	9	8	0
		Drug/Narcotic Equipment Violations		4	4	1	0
		Gambling - Betting/Wagering		0	0	0	0
		Gambling - Operating/Promoting		0	0	0	0
		Gambling - Equipment Violations		0	0	0	0
		Gambling - Sports Tampering		0	0	0	0
		Pornography/Obscene Material		0	0	0	0
		Prostitution		0	0	0	0
		Prostitution Assisting/Promoting		0	0	0	0
		Purchasing Prostitution		0	0	0	0
		Weapon Law Violations		1	1	1	0
		Total Group A Offenses		94	47	39	1

Domestic Violence Victims		
Offense	Reported	Cleared
Murder	0	0
Aggravated Assault	2	1
Simple Assault	17	14
Intimidation	3	0
Stalking	0	0
Forcible Rape	0	0
Forcible Sodomy	0	0
Sexual Assault W/Object	0	0
Forcible Fondling	1	0
Incest	0	0
Statutory Rape	0	0
Kidnapping/Abduction	0	0
Commercial Sex Acts	0	0
Involuntary Servitude	0	0
Total	23	15

Group B Arrests		
Offense	Adult	Juvenile
Bad Checks	0	0
Curfew/Vagrancy	0	3
Disorderly Conduct	1	1
DUI	1	0
Drunkenness	4	0
Family-Non Violent	0	0
Liquor Law Violations	1	0
Peeping Tom	0	0
Trespass	1	1
All Other Offenses	1	0
Total Group B	9	5

Crime in Tennessee 2017

(*) Offenses are counted using the FBI Units of Count for Crime

(**) The 'Arrests' column shows arrests made for incidents during the selected period, regardless of arrest date. Arrest counts for the same period may change over time.

Halls Police Department - NIBRS Agency Crime Overview - 2017

2016 Population Estimate		2,162		Offenses (*)		Arrests (**)	
Offense Overview		Group A Offenses		Reported	Cleared	Adult	Juvenile
Offense Total	16	Crimes Against Persons		0	0	0	0
Number Cleared	1	Murder		0	0	0	0
Percent Cleared	6.25 %	Negligent Manslaughter		0	0	0	0
Group A Crimes per 100,000 population	740.1	Negligent Vehicular Manslaughter		0	0	0	0
		Kidnapping/Abduction		0	0	0	0
		Forcible Rape		0	0	0	0
		Forcible Sodomy		0	0	0	0
		Sexual Assault W/Object		0	0	0	0
		Arrest Overview		0	0	0	0
Total Arrests	2	Forcible Fondling		0	0	0	0
Adult Arrests	2	Incest		0	0	0	0
Juvenile Arrests	0	Statutory Rape		0	0	0	0
Unknown Age	0	Aggravated Assault		4	1	1	0
Arrests per 100,000 population	92.5	Simple Assault		1	0	0	0
		Intimidation		0	0	0	0
		Stalking		0	0	0	0
		Commercial Sex Acts		0	0	0	0
		Average number offenses/incident		0	0	0	0
	1.14	Involuntary Servitude		0	0	0	0
		Crimes Against Property					
Domestic Violence Victims		Arson		0	0	0	0
Offense	Reported	Cleared	Bribery	0	0	0	0
Murder	0	0	Burglary	2	0	0	0
Aggravated Assault	1	0	Counterfeiting/Forgery	0	0	0	0
Simple Assault	0	0	Destruction/Damage/Vandalism	1	0	0	0
Intimidation	0	0	Embezzlement	0	0	0	0
Stalking	0	0	Extortion/Blackmail	0	0	0	0
Forcible Rape	0	0	Fraud - False Pretenses	0	0	0	0
Forcible Sodomy	0	0	Fraud - Credit Card/ATM	1	0	0	0
Sexual Assault W/Object	0	0	Fraud - Impersonation	0	0	0	0
Forcible Fondling	0	0	Fraud - Welfare	0	0	0	0
Incest	0	0	Fraud - Wire	0	0	0	0
Statutory Rape	0	0	Fraud - Identity Theft	0	0	0	0
Kidnapping/Abduction	0	0	Fraud - Computer Hacking/Invasion	0	0	0	0
Commercial Sex Acts	0	0	Robbery	0	0	0	0
Involuntary Servitude	0	0	Theft - Pocket-picking	0	0	0	0
Total	1	0	Theft - Purse Snatching	0	0	0	0
			Theft - Shoplifting	0	0	0	0
			Theft From Building	0	0	0	0
			Theft From Coin Machine	0	0	0	0
			Theft From Motor Vehicle	0	0	0	0
			Theft of Motor Vehicle Parts	0	0	0	0
			Theft - All Other Larceny	5	0	0	0
			Motor Vehicle Theft	2	0	0	0
			Stolen Property Offenses	0	0	0	0
			Crimes Against Society				
			Animal Cruelty	0	0	0	0
			Drug/Narcotic Violations	0	0	0	0
			Drug/Narcotic Equipment Violations	0	0	0	0
			Gambling - Betting/Wagering	0	0	0	0
			Gambling - Operating/Promoting	0	0	0	0
			Gambling - Equipment Violations	0	0	0	0
			Gambling - Sports Tampering	0	0	0	0
			Pornography/Obscene Material	0	0	0	0
			Prostitution	0	0	0	0
			Prostitution Assisting/Promoting	0	0	0	0
			Purchasing Prostitution	0	0	0	0
			Weapon Law Violations	0	0	0	0
			Total Group A Offenses	16	1	1	0
Group B Arrests		Adult		Juvenile			
Offense	Adult	Juvenile					
Bad Checks	0	0					
Curfew/Vagrancy	0	0					
Disorderly Conduct	0	0					
DUI	1	0					
Drunkenness	0	0					
Family-Non Violent	0	0					
Liquor Law Violations	0	0					
Peeping Tom	0	0					
Trespass	0	0					
All Other Offenses	0	0					
Total Group B	1	0					

Crime in Tennessee 2017

Please go to <https://crimeinsight.tbi.tn.gov/> for additional 2017 data.

(*) Offenses are counted using the FBI Units of Count for Crime

(**) The 'Arrests' column shows arrests made for incidents during the selected period, regardless of arrest date. Arrest counts for the same period may change over time.

Hendersonville Police Department - NIBRS Agency Crime Overview - 2017

2016 Population Estimate	57,050	Offenses (*)		Arrests (**)	
		Reported	Cleared	Adult	Juvenile
Offense Overview		Group A Offenses			
		Crimes Against Persons			
Offense Total	2,903	0	0	0	0
Number Cleared	1,544	0	0	0	0
Percent Cleared	53.19 %	0	0	0	0
Group A Crimes per 100,000 population	5,088.5	12	10	8	0
		6	4	3	1
		0	0	0	0
		0	0	0	0
		8	5	4	0
		0	0	0	0
		13	11	8	0
		85	70	53	6
		347	201	162	18
		14	8	7	0
		7	2	2	0
		0	0	0	0
		0	0	0	0
		8	5	4	0
		0	0	0	0
		13	11	8	0
		85	70	53	6
		347	201	162	18
		14	8	7	0
		7	2	2	0
		0	0	0	0
		0	0	0	0
		8	5	4	0
		0	0	0	0
		13	11	8	0
		85	70	53	6
		347	201	162	18
		14	8	7	0
		7	2	2	0
		0	0	0	0
		0	0	0	0
		8	5	4	0
		0	0	0	0
		13	11	8	0
		85	70	53	6
		347	201	162	18
		14	8	7	0
		7	2	2	0
		0	0	0	0
		0	0	0	0
		8	5	4	0
		0	0	0	0
		13	11	8	0
		85	70	53	6
		347	201	162	18
		14	8	7	0
		7	2	2	0
		0	0	0	0
		0	0	0	0
		8	5	4	0
		0	0	0	0
		13	11	8	0
		85	70	53	6
		347	201	162	18
		14	8	7	0
		7	2	2	0
		0	0	0	0
		0	0	0	0
		8	5	4	0
		0	0	0	0
		13	11	8	0
		85	70	53	6
		347	201	162	18
		14	8	7	0
		7	2	2	0
		0	0	0	0
		0	0	0	0
		8	5	4	0
		0	0	0	0
		13	11	8	0
		85	70	53	6
		347	201	162	18
		14	8	7	0
		7	2	2	0
		0	0	0	0
		0	0	0	0
		8	5	4	0
		0	0	0	0
		13	11	8	0
		85	70	53	6
		347	201	162	18
		14	8	7	0
		7	2	2	0
		0	0	0	0
		0	0	0	0
		8	5	4	0
		0	0	0	0
		13	11	8	0
		85	70	53	6
		347	201	162	18
		14	8	7	0
		7	2	2	0
		0	0	0	0
		0	0	0	0
		8	5	4	0
		0	0	0	0
		13	11	8	0
		85	70	53	6
		347	201	162	18
		14	8	7	0
		7	2	2	0
		0	0	0	0
		0	0	0	0
		8	5	4	0
		0	0	0	0
		13	11	8	0
		85	70	53	6
		347	201	162	18
		14	8	7	0
		7	2	2	0
		0	0	0	0
		0	0	0	0
		8	5	4	0
		0	0	0	0
		13	11	8	0
		85	70	53	6
		347	201	162	18
		14	8	7	0
		7	2	2	0
		0	0	0	0
		0	0	0	0
		8	5	4	0
		0	0	0	0
		13	11	8	0
		85	70	53	6
		347	201	162	18
		14	8	7	0
		7	2	2	0
		0	0	0	0
		0	0	0	0
		8	5	4	0
		0	0	0	0
		13	11	8	0
		85	70	53	6
		347	201	162	18
		14	8	7	0
		7	2	2	0
		0	0	0	0
		0	0	0	0
		8	5	4	0
		0	0	0	0
		13	11	8	0
		85	70	53	6
		347	201	162	18
		14	8	7	0
		7	2	2	0
		0	0	0	0
		0	0	0	0
		8	5	4	0
		0	0	0	0
		13	11	8	0
		85	70	53	6
		347	201	162	18
		14	8	7	0
		7	2	2	0
		0	0	0	0
		0	0	0	0
		8	5	4	0
		0	0	0	0
		13	11	8	0
		85	70	53	6
		347	201	162	18
		14	8	7	0
		7	2	2	0
		0	0	0	0
		0	0	0	0
		8	5	4	0

Henry Police Department - NIBRS Agency Crime Overview - 2017

2016 Population Estimate		462		Offenses (*)		Arrests (**)	
Offense Overview				Reported	Cleared	Adult	Juvenile
Offense Total		20		0	0	0	0
Number Cleared		2		0	0	0	0
Percent Cleared		10.00 %		0	0	0	0
Group A Crimes per 100,000 population		4,329.0		0	0	0	0
Arrest Overview				0	0	0	0
Total Arrests		2		0	0	0	0
Adult Arrests		2		0	0	0	0
Juvenile Arrests		0		1	0	0	0
Unknown Age		0		1	0	0	0
Arrests per 100,000 population		432.9		0	0	0	0
Average number offenses/incident		1.00		0	0	0	0
Domestic Violence Victims				Crimes Against Property			
Offense	Reported	Cleared		Arson	0	0	0
Murder	0	0		Bribery	0	0	0
Aggravated Assault	0	0		Burglary	1	0	0
Simple Assault	1	0		Counterfeiting/Forgery	0	0	0
Intimidation	0	0		Destruction/Damage/Vandalism	2	0	0
Stalking	0	0		Embezzlement	0	0	0
Forcible Rape	0	0		Extortion/Blackmail	0	0	0
Forcible Sodomy	0	0		Fraud - False Pretenses	0	0	0
Sexual Assault W/Object	0	0		Fraud - Credit Card/ATM	0	0	0
Forcible Fondling	0	0		Fraud - Impersonation	0	0	0
Incest	0	0		Fraud - Welfare	0	0	0
Statutory Rape	0	0		Fraud - Wire	0	0	0
Kidnapping/Abduction	0	0		Fraud - Identity Theft	0	0	0
Commercial Sex Acts	0	0		Fraud - Computer Hacking/Invasion	0	0	0
Involuntary Servitude	0	0		Robbery	0	0	0
Total	1	0		Theft - Pocket-picking	0	0	0
Group B Arrests				Theft - Purse Snatching	0	0	0
Offense	Adult	Juvenile		Theft - Shoplifting	2	0	0
Bad Checks	0	0		Theft From Building	0	0	0
Curfew/Vagrancy	0	0		Theft From Coin Machine	0	0	0
Disorderly Conduct	0	0		Theft From Motor Vehicle	0	0	0
DUI	0	0		Theft of Motor Vehicle Parts	0	0	0
Drunkenness	0	0		Theft - All Other Larceny	9	1	1
Family-Non Violent	0	0		Motor Vehicle Theft	2	0	0
Liquor Law Violations	0	0		Stolen Property Offenses	0	0	0
Peeping Tom	0	0		Crimes Against Society			
Trespass	0	0		Animal Cruelty	0	0	0
All Other Offenses	0	0		Drug/Narcotic Violations	2	1	1
Total Group B	0	0		Drug/Narcotic Equipment Violations	0	0	0
				Gambling - Betting/Wagering	0	0	0
				Gambling - Operating/Promoting	0	0	0
				Gambling - Equipment Violations	0	0	0
				Gambling - Sports Tampering	0	0	0
				Pornography/Obscene Material	0	0	0
				Prostitution	0	0	0
				Prostitution Assisting/Promoting	0	0	0
				Purchasing Prostitution	0	0	0
				Weapon Law Violations	0	0	0
				Total Group A Offenses	20	2	2

Crime in Tennessee 2017

(*) Offenses are counted using the FBI Units of Count for Crime

(**) The 'Arrests' column shows arrests made for incidents during the selected period, regardless of arrest date. Arrest counts for the same period may change over time.

Hohenwald Police Department - NIBRS Agency Crime Overview - 2017

2016 Population Estimate		3,678		Offenses (*)		Arrests (**)	
				Reported	Cleared	Adult	Juvenile
Offense Overview				Group A Offenses			
Crimes Against Persons				Crimes Against Persons			
Offense Total	455	Murder	1	1	1	0	
Number Cleared	254	Negligent Manslaughter	0	0	0	0	
Percent Cleared	55.82 %	Negligent Vehicular Manslaughter	0	0	0	0	
Group A Crimes per 100,000 population	12,370.9	Kidnapping/Abduction	1	0	0	0	
		Forcible Rape	2	0	0	0	
		Forcible Sodomy	0	0	0	0	
		Sexual Assault W/Object	0	0	0	0	
		Forcible Fondling	0	0	0	0	
		Incest	0	0	0	0	
		Statutory Rape	0	0	0	0	
		Aggravated Assault	36	26	14	2	
		Simple Assault	41	39	36	0	
		Intimidation	8	6	6	0	
		Stalking	0	0	0	0	
		Commercial Sex Acts	0	0	0	0	
		Involuntary Servitude	0	0	0	0	
		Crimes Against Property					
		Arson	2	1	0	0	
		Bribery	0	0	0	0	
		Burglary	19	3	2	0	
		Counterfeiting/Forgery	14	4	3	0	
		Destruction/Damage/Vandalism	34	14	12	1	
		Embezzlement	0	0	0	0	
		Extortion/Blackmail	0	0	0	0	
		Fraud - False Pretenses	4	3	4	0	
		Fraud - Credit Card/ATM	3	1	1	0	
		Fraud - Impersonation	0	0	0	0	
		Fraud - Welfare	0	0	0	0	
		Fraud - Wire	20	0	0	0	
		Fraud - Identity Theft	0	0	0	0	
		Fraud - Computer Hacking/Invasion	0	0	0	0	
		Robbery	0	0	0	0	
		Theft - Pocket-picking	0	0	0	0	
		Theft - Purse Snatching	0	0	0	0	
		Theft - Shoplifting	58	38	41	3	
		Theft From Building	37	5	4	0	
		Theft From Coin Machine	0	0	0	0	
		Theft From Motor Vehicle	15	3	3	0	
		Theft of Motor Vehicle Parts	5	1	1	0	
		Theft - All Other Larceny	22	1	1	0	
		Motor Vehicle Theft	23	8	6	0	
		Stolen Property Offenses	0	0	0	0	
		Crimes Against Society					
		Animal Cruelty	0	0	0	0	
		Drug/Narcotic Violations	49	44	35	5	
		Drug/Narcotic Equipment Violations	50	45	14	0	
		Gambling - Betting/Wagering	0	0	0	0	
		Gambling - Operating/Promoting	0	0	0	0	
		Gambling - Equipment Violations	1	1	1	0	
		Gambling - Sports Tampering	0	0	0	0	
		Pornography/Obscene Material	1	1	1	0	
		Prostitution	0	0	0	0	
		Prostitution Assisting/Promoting	0	0	0	0	
		Purchasing Prostitution	0	0	0	0	
		Weapon Law Violations	9	9	4	0	
		Total Group A Offenses	455	254	190	11	
Domestic Violence Victims				Group B Arrests			
Offense	Reported	Cleared	Adult		Juvenile		
Murder	0	0	0		0		
Aggravated Assault	17	11	0		0		
Simple Assault	25	23	12		1		
Intimidation	4	2	14		5		
Stalking	0	0	9		0		
Forcible Rape	1	0	1		0		
Forcible Sodomy	0	0	0		0		
Sexual Assault W/Object	0	0	8		3		
Forcible Fondling	0	0	0		0		
Incest	0	0	9		0		
Statutory Rape	0	0	1		0		
Kidnapping/Abduction	1	0	8		3		
Commercial Sex Acts	0	0	0		0		
Involuntary Servitude	0	0	0		0		
Total	48	36	72		14		
Group B Arrests				Crimes Against Society			
Offense	Adult	Juvenile	Adult		Juvenile		
Bad Checks	0	0	0		0		
Curfew/Vagrancy	0	0	0		0		
Disorderly Conduct	12	1	0		0		
DUI	14	5	0		0		
Drunkenness	9	0	0		0		
Family-Non Violent	1	0	0		0		
Liquor Law Violations	8	3	0		0		
Peeping Tom	0	0	0		0		
Trespass	9	0	0		0		
All Other Offenses	19	5	0		0		
Total Group B	72	14	72		14		

Crime in Tennessee 2017

(*) Offenses are counted using the FBI Units of Count for Crime

(**) The 'Arrests' column shows arrests made for incidents during the selected period, regardless of arrest date. Arrest counts for the same period may change over time.

Hollow Rock Police Department - NIBRS Agency Crime Overview - 2017

2016 Population Estimate		688		Offenses (*)		Arrests (**)		
				Reported	Cleared	Adult	Juvenile	
Offense Overview				Group A Offenses				
				Crimes Against Persons				
Offense Total	29	Murder		0	0	0	0	
Number Cleared	21	Negligent Manslaughter		0	0	0	0	
Percent Cleared	72.41 %	Negligent Vehicular Manslaughter		0	0	0	0	
Group A Crimes per 100,000 population	4,215.1	Kidnapping/Abduction		0	0	0	0	
		Forcible Rape		0	0	0	0	
		Forcible Sodomy		0	0	0	0	
		Sexual Assault W/Object		0	0	0	0	
		Forcible Fondling		0	0	0	0	
		Incest		0	0	0	0	
		Statutory Rape		0	0	0	0	
		Aggravated Assault		0	0	0	0	
		Simple Assault		3	3	3	0	
		Intimidation		0	0	0	0	
		Stalking		0	0	0	0	
		Commercial Sex Acts		0	0	0	0	
		Involuntary Servitude		0	0	0	0	
		Crimes Against Property						
		Arson		0	0	0	0	
		Bribery		0	0	0	0	
		Burglary		4	4	4	0	
		Counterfeiting/Forgery		1	0	0	0	
		Destruction/Damage/Vandalism		0	0	0	0	
		Embezzlement		0	0	0	0	
		Extortion/Blackmail		0	0	0	0	
		Fraud - False Pretenses		0	0	0	0	
		Fraud - Credit Card/ATM		2	0	0	0	
		Fraud - Impersonation		0	0	0	0	
		Fraud - Welfare		0	0	0	0	
		Fraud - Wire		0	0	0	0	
		Fraud - Identity Theft		0	0	0	0	
		Fraud - Computer Hacking/Invasion		0	0	0	0	
		Robbery		0	0	0	0	
		Theft - Pocket-picking		0	0	0	0	
		Theft - Purse Snatching		0	0	0	0	
		Theft - Shoplifting		0	0	0	0	
		Theft From Building		3	0	0	0	
		Theft From Coin Machine		0	0	0	0	
		Theft From Motor Vehicle		0	0	0	0	
		Theft of Motor Vehicle Parts		0	0	0	0	
		Theft - All Other Larceny		2	1	1	0	
		Motor Vehicle Theft		0	0	0	0	
		Stolen Property Offenses		0	0	0	0	
		Crimes Against Society						
		Animal Cruelty		0	0	0	0	
		Drug/Narcotic Violations		10	9	10	0	
		Drug/Narcotic Equipment Violations		4	4	0	0	
		Gambling - Betting/Wagering		0	0	0	0	
		Gambling - Operating/Promoting		0	0	0	0	
		Gambling - Equipment Violations		0	0	0	0	
		Gambling - Sports Tampering		0	0	0	0	
		Pornography/Obscene Material		0	0	0	0	
		Prostitution		0	0	0	0	
		Prostitution Assisting/Promoting		0	0	0	0	
		Purchasing Prostitution		0	0	0	0	
		Weapon Law Violations		0	0	0	0	
		Total Group A Offenses		29	21	18	0	
Domestic Violence Victims								
Offense	Reported	Cleared						
Murder	0	0	Burglary	4	4	4	0	
Aggravated Assault	0	0	Counterfeiting/Forgery	1	0	0	0	
Simple Assault	3	3	Destruction/Damage/Vandalism	0	0	0	0	
Intimidation	0	0	Embezzlement	0	0	0	0	
Stalking	0	0	Extortion/Blackmail	0	0	0	0	
Forcible Rape	0	0	Fraud - False Pretenses	0	0	0	0	
Forcible Sodomy	0	0	Fraud - Credit Card/ATM	2	0	0	0	
Sexual Assault W/Object	0	0	Fraud - Impersonation	0	0	0	0	
Forcible Fondling	0	0	Fraud - Welfare	0	0	0	0	
Incest	0	0	Fraud - Wire	0	0	0	0	
Statutory Rape	0	0	Fraud - Identity Theft	0	0	0	0	
Kidnapping/Abduction	0	0	Fraud - Computer Hacking/Invasion	0	0	0	0	
Commercial Sex Acts	0	0	Robbery	0	0	0	0	
Involuntary Servitude	0	0	Theft - Pocket-picking	0	0	0	0	
Total	3	3	Theft - Purse Snatching	0	0	0	0	
			Theft - Shoplifting	0	0	0	0	
			Theft From Building	3	0	0	0	
			Theft From Coin Machine	0	0	0	0	
			Theft From Motor Vehicle	0	0	0	0	
			Theft of Motor Vehicle Parts	0	0	0	0	
			Theft - All Other Larceny	2	1	1	0	
			Motor Vehicle Theft	0	0	0	0	
			Stolen Property Offenses	0	0	0	0	
			Crimes Against Society					
			Animal Cruelty	0	0	0	0	
			Drug/Narcotic Violations	10	9	10	0	
			Drug/Narcotic Equipment Violations	4	4	0	0	
			Gambling - Betting/Wagering	0	0	0	0	
			Gambling - Operating/Promoting	0	0	0	0	
			Gambling - Equipment Violations	0	0	0	0	
			Gambling - Sports Tampering	0	0	0	0	
			Pornography/Obscene Material	0	0	0	0	
			Prostitution	0	0	0	0	
			Prostitution Assisting/Promoting	0	0	0	0	
			Purchasing Prostitution	0	0	0	0	
			Weapon Law Violations	0	0	0	0	
			Total Group A Offenses	29	21	18	0	
Group B Arrests								
Offense	Adult	Juvenile						
Bad Checks	0	0						
Curfew/Vagrancy	0	0						
Disorderly Conduct	0	0						
DUI	0	0						
Drunkenness	3	0						
Family-Non Violent	0	0						
Liquor Law Violations	0	0						
Peeping Tom	0	0						
Trespass	0	0						
All Other Offenses	8	0						
Total Group B	11	0						

Crime in Tennessee 2017

(*) Offenses are counted using the FBI Units of Count for Crime

(**) The 'Arrests' column shows arrests made for incidents during the selected period, regardless of arrest date. Arrest counts for the same period may change over time.

Hornbeak Police Department - NIBRS Agency Crime Overview - 2017

2016 Population Estimate		389	Offenses (*)		Arrests (**)	
Offense Overview			Reported	Cleared	Adult	Juvenile
Group A Offenses						
Crimes Against Persons						
Offense Total	1		0	0	0	0
Number Cleared	1		0	0	0	0
Percent Cleared	100.00 %		0	0	0	0
Group A Crimes per 100,000 population	257.1		0	0	0	0
Arrest Overview						
Total Arrests	1		0	0	0	0
Adult Arrests	1		0	0	0	0
Juvenile Arrests	0		0	0	0	0
Unknown Age	0		0	0	0	0
Arrests per 100,000 population	257.1		0	0	0	0
Average number offenses/incident	1.00		0	0	0	0
Domestic Violence Victims						
Offense	Reported	Cleared				
Murder	0	0	0	0	0	0
Aggravated Assault	0	0	0	0	0	0
Simple Assault	0	0	0	0	0	0
Intimidation	0	0	0	0	0	0
Stalking	0	0	0	0	0	0
Forcible Rape	0	0	0	0	0	0
Forcible Sodomy	0	0	0	0	0	0
Sexual Assault W/Object	0	0	0	0	0	0
Forcible Fondling	0	0	0	0	0	0
Incest	0	0	0	0	0	0
Statutory Rape	0	0	0	0	0	0
Kidnapping/Abduction	0	0	0	0	0	0
Commercial Sex Acts	0	0	0	0	0	0
Involuntary Servitude	0	0	0	0	0	0
Total	0	0				
Group B Arrests						
Offense	Adult	Juvenile				
Bad Checks	0	0	0	0	0	0
Curfew/Vagrancy	0	0	0	0	0	0
Disorderly Conduct	0	0	0	0	0	0
DUI	0	0	0	0	0	0
Drunkenness	0	0	0	0	0	0
Family-Non Violent	0	0	0	0	0	0
Liquor Law Violations	0	0	0	0	0	0
Peeping Tom	0	0	0	0	0	0
Trespass	0	0	0	0	0	0
All Other Offenses	0	0	0	0	0	0
Total Group B	0	0				
Crimes Against Property						
Arson	0	0	0	0	0	0
Bribery	0	0	0	0	0	0
Burglary	0	0	0	0	0	0
Counterfeiting/Forgery	0	0	0	0	0	0
Destruction/Damage/Vandalism	0	0	0	0	0	0
Embezzlement	0	0	0	0	0	0
Extortion/Blackmail	0	0	0	0	0	0
Fraud - False Pretenses	0	0	0	0	0	0
Fraud - Credit Card/ATM	0	0	0	0	0	0
Fraud - Impersonation	0	0	0	0	0	0
Fraud - Welfare	0	0	0	0	0	0
Fraud - Wire	0	0	0	0	0	0
Fraud - Identity Theft	0	0	0	0	0	0
Fraud - Computer Hacking/Invasion	0	0	0	0	0	0
Robbery	0	0	0	0	0	0
Theft - Pocket-picking	0	0	0	0	0	0
Theft - Purse Snatching	0	0	0	0	0	0
Theft - Shoplifting	0	0	0	0	0	0
Theft From Building	0	0	0	0	0	0
Theft From Coin Machine	0	0	0	0	0	0
Theft From Motor Vehicle	0	0	0	0	0	0
Theft of Motor Vehicle Parts	0	0	0	0	0	0
Theft - All Other Larceny	0	0	0	0	0	0
Motor Vehicle Theft	0	0	0	0	0	0
Stolen Property Offenses	0	0	0	0	0	0
Crimes Against Society						
Animal Cruelty	0	0	0	0	0	0
Drug/Narcotic Violations	1	1	1	1	1	0
Drug/Narcotic Equipment Violations	0	0	0	0	0	0
Gambling - Betting/Wagering	0	0	0	0	0	0
Gambling - Operating/Promoting	0	0	0	0	0	0
Gambling - Equipment Violations	0	0	0	0	0	0
Gambling - Sports Tampering	0	0	0	0	0	0
Pornography/Obscene Material	0	0	0	0	0	0
Prostitution	0	0	0	0	0	0
Prostitution Assisting/Promoting	0	0	0	0	0	0
Purchasing Prostitution	0	0	0	0	0	0
Weapon Law Violations	0	0	0	0	0	0
Total Group A Offenses	1	1	1	1	1	0

Crime in Tennessee 2017

(*) Offenses are counted using the FBI Units of Count for Crime

(**) The 'Arrests' column shows arrests made for incidents during the selected period, regardless of arrest date. Arrest counts for the same period may change over time.

Humboldt Police Department - NIBRS Agency Crime Overview - 2017

2016 Population Estimate		8,235		Offenses (*)		Arrests (**)		
Offense Overview		Group A Offenses		Reported	Cleared	Adult	Juvenile	
Offense Total	988	Crimes Against Persons						
Number Cleared	364	Murder		1	0	0	0	
Percent Cleared	36.84 %	Negligent Manslaughter		0	0	0	0	
Group A Crimes per 100,000 population	11,997.6	Negligent Vehicular Manslaughter		0	0	0	0	
		Kidnapping/Abduction		0	0	0	0	
		Forcible Rape		7	2	2	0	
		Forcible Sodomy		2	2	2	0	
		Sexual Assault W/Object		1	0	0	0	
		Forcible Fondling		6	4	4	0	
		Incest		0	0	0	0	
		Statutory Rape		0	0	0	0	
		Aggravated Assault		82	41	16	5	
		Simple Assault		142	77	61	2	
		Intimidation		41	5	4	0	
		Stalking		5	0	0	0	
		Commercial Sex Acts		0	0	0	0	
		Involuntary Servitude		0	0	0	0	
		Crimes Against Property						
		Arson		4	2	1	2	
		Bribery		0	0	0	0	
		Burglary		79	12	7	3	
		Counterfeiting/Forgery		19	7	7	0	
		Destruction/Damage/Vandalism		105	16	1	2	
		Embezzlement		2	0	0	0	
		Extortion/Blackmail		0	0	0	0	
		Fraud - False Pretenses		9	1	1	0	
		Fraud - Credit Card/ATM		14	1	0	0	
		Fraud - Impersonation		5	4	2	0	
		Fraud - Welfare		0	0	0	0	
		Fraud - Wire		1	0	0	0	
		Fraud - Identity Theft		0	0	0	0	
		Fraud - Computer Hacking/Invasion		0	0	0	0	
		Robbery		6	5	3	1	
		Theft - Pocket-picking		3	1	0	0	
		Theft - Purse Snatching		3	1	0	0	
		Theft - Shoplifting		91	17	14	0	
		Theft From Building		57	2	2	0	
		Theft From Coin Machine		1	0	0	0	
		Theft From Motor Vehicle		45	1	1	0	
		Theft of Motor Vehicle Parts		13	2	2	0	
		Theft - All Other Larceny		35	5	2	0	
		Motor Vehicle Theft		13	2	1	0	
		Stolen Property Offenses		2	2	0	0	
		Crimes Against Society						
		Animal Cruelty		3	2	2	0	
		Drug/Narcotic Violations		106	85	69	6	
		Drug/Narcotic Equipment Violations		47	36	6	0	
		Gambling - Betting/Wagering		0	0	0	0	
		Gambling - Operating/Promoting		0	0	0	0	
		Gambling - Equipment Violations		0	0	0	0	
		Gambling - Sports Tampering		0	0	0	0	
		Pornography/Obscene Material		0	0	0	0	
		Prostitution		0	0	0	0	
		Prostitution Assisting/Promoting		0	0	0	0	
		Purchasing Prostitution		0	0	0	0	
		Weapon Law Violations		38	29	5	0	
		Total Group A Offenses		988	364	215	21	
Domestic Violence Victims								
Offense	Reported	Cleared						
Murder	0	0						
Aggravated Assault	16	14						
Simple Assault	99	57						
Intimidation	13	3						
Stalking	4	0						
Forcible Rape	1	1						
Forcible Sodomy	2	2						
Sexual Assault W/Object	0	0						
Forcible Fondling	3	2						
Incest	0	0						
Statutory Rape	0	0						
Kidnapping/Abduction	0	0						
Commercial Sex Acts	0	0						
Involuntary Servitude	0	0						
Total	138	79						
Group B Arrests								
Offense	Adult	Juvenile						
Bad Checks	0	0						
Curfew/Vagrancy	0	0						
Disorderly Conduct	20	2						
DUI	46	1						
Drunkenness	19	1						
Family-Non Violent	2	0						
Liquor Law Violations	5	1						
Peeping Tom	0	0						
Trespass	11	3						
All Other Offenses	30	1						
Total Group B	133	9						

Crime in Tennessee 2017

(*) Offenses are counted using the FBI Units of Count for Crime

(**) The 'Arrests' column shows arrests made for incidents during the selected period, regardless of arrest date. Arrest counts for the same period may change over time.

Huntingdon Police Department - NIBRS Agency Crime Overview - 2017

2016 Population Estimate		3,913		Offenses (*)		Arrests (**)	
				Reported	Cleared	Adult	Juvenile
Offense Overview				Group A Offenses			
Crimes Against Persons							
Offense Total	330	Murder	0	0	0	0	
Number Cleared	281	Negligent Manslaughter	0	0	0	0	
Percent Cleared	85.15 %	Negligent Vehicular Manslaughter	0	0	0	0	
Group A Crimes per 100,000 population	8,433.4	Kidnapping/Abduction	0	0	0	0	
		Forcible Rape	0	0	0	0	
		Forcible Sodomy	0	0	0	0	
		Sexual Assault W/Object	0	0	0	0	
		Forcible Fondling	1	1	1	0	
		Incest	0	0	0	0	
		Statutory Rape	0	0	0	0	
		Aggravated Assault	7	7	6	0	
		Simple Assault	38	33	34	0	
		Intimidation	2	1	1	0	
		Stalking	0	0	0	0	
		Commercial Sex Acts	0	0	0	0	
		Involuntary Servitude	0	0	0	0	
		Crimes Against Property					
		Arson	1	1	1	0	
		Bribery	0	0	0	0	
		Burglary	5	2	1	0	
		Counterfeiting/Forgery	5	3	4	0	
		Destruction/Damage/Vandalism	14	10	8	1	
		Embezzlement	2	2	2	0	
		Extortion/Blackmail	0	0	0	0	
		Fraud - False Pretenses	7	7	8	0	
		Fraud - Credit Card/ATM	8	0	0	0	
		Fraud - Impersonation	2	1	1	0	
		Fraud - Welfare	0	0	0	0	
		Fraud - Wire	0	0	0	0	
		Fraud - Identity Theft	0	0	0	0	
		Fraud - Computer Hacking/Invasion	0	0	0	0	
		Robbery	1	1	0	1	
		Theft - Pocket-picking	0	0	0	0	
		Theft - Purse Snatching	0	0	0	0	
		Theft - Shoplifting	95	88	105	4	
		Theft From Building	7	1	1	0	
		Theft From Coin Machine	0	0	0	0	
		Theft From Motor Vehicle	4	1	1	0	
		Theft of Motor Vehicle Parts	0	0	0	0	
		Theft - All Other Larceny	6	4	5	0	
		Motor Vehicle Theft	4	3	4	0	
		Stolen Property Offenses	0	0	0	0	
		Crimes Against Society					
		Animal Cruelty	0	0	0	0	
		Drug/Narcotic Violations	63	61	66	0	
		Drug/Narcotic Equipment Violations	50	47	14	0	
		Gambling - Betting/Wagering	0	0	0	0	
		Gambling - Operating/Promoting	0	0	0	0	
		Gambling - Equipment Violations	0	0	0	0	
		Gambling - Sports Tampering	0	0	0	0	
		Pornography/Obscene Material	0	0	0	0	
		Prostitution	0	0	0	0	
		Prostitution Assisting/Promoting	0	0	0	0	
		Purchasing Prostitution	0	0	0	0	
		Weapon Law Violations	8	7	5	0	
		Total Group A Offenses	330	281	268	6	
Domestic Violence Victims							
Offense	Reported	Cleared					
Murder	0	0					
Aggravated Assault	6	6					
Simple Assault	32	27					
Intimidation	1	1					
Stalking	0	0					
Forcible Rape	0	0					
Forcible Sodomy	0	0					
Sexual Assault W/Object	0	0					
Forcible Fondling	0	0					
Incest	0	0					
Statutory Rape	0	0					
Kidnapping/Abduction	0	0					
Commercial Sex Acts	0	0					
Involuntary Servitude	0	0					
Total	39	34					
Group B Arrests							
Offense	Adult	Juvenile					
Bad Checks	0	0					
Curfew/Vagrancy	0	0					
Disorderly Conduct	14	1					
DUI	18	0					
Drunkenness	29	0					
Family-Non Violent	6	0					
Liquor Law Violations	2	0					
Peeping Tom	0	0					
Trespass	14	3					
All Other Offenses	12	0					
Total Group B	95	4					

Crime in Tennessee 2017

(*) Offenses are counted using the FBI Units of Count for Crime

(**) The 'Arrests' column shows arrests made for incidents during the selected period, regardless of arrest date. Arrest counts for the same period may change over time.

Huntland Police Department - NIBRS Agency Crime Overview - 2017

2016 Population Estimate		855	Offenses (*)		Arrests (**)	
			Reported	Cleared	Adult	Juvenile
Offense Overview			Group A Offenses			
			Crimes Against Persons			
Offense Total	0		0	0	0	0
Number Cleared	0		0	0	0	0
Percent Cleared	0.00 %		0	0	0	0
Group A Crimes per 100,000 population	0.0		0	0	0	0
			Crimes Against Property			
Arrest Overview						
Total Arrests	0		0	0	0	0
Adult Arrests	0		0	0	0	0
Juvenile Arrests	0		0	0	0	0
Unknown Age	0		0	0	0	0
Arrests per 100,000 population	0.0		0	0	0	0
Average number offenses/incident	0.00		0	0	0	0
Domestic Violence Victims						
Offense	Reported	Cleared				
Murder	0	0	0	0	0	0
Aggravated Assault	0	0	0	0	0	0
Simple Assault	0	0	0	0	0	0
Intimidation	0	0	0	0	0	0
Stalking	0	0	0	0	0	0
Forcible Rape	0	0	0	0	0	0
Forcible Sodomy	0	0	0	0	0	0
Sexual Assault W/Object	0	0	0	0	0	0
Forcible Fondling	0	0	0	0	0	0
Incest	0	0	0	0	0	0
Statutory Rape	0	0	0	0	0	0
Kidnapping/Abduction	0	0	0	0	0	0
Commercial Sex Acts	0	0	0	0	0	0
Involuntary Servitude	0	0	0	0	0	0
Total	0	0	0	0	0	0
Group B Arrests						
Offense	Adult	Juvenile				
Bad Checks	0	0	0	0	0	0
Curfew/Vagrancy	0	0	0	0	0	0
Disorderly Conduct	0	0	0	0	0	0
DUI	0	0	0	0	0	0
Drunkenness	0	0	0	0	0	0
Family-Non Violent	0	0	0	0	0	0
Liquor Law Violations	0	0	0	0	0	0
Peeping Tom	0	0	0	0	0	0
Trespass	0	0	0	0	0	0
All Other Offenses	0	0	0	0	0	0
Total Group B	0	0	0	0	0	0
			Crimes Against Society			
			Animal Cruelty			
			Drug/Narcotic Violations			
			Drug/Narcotic Equipment Violations			
			Gambling - Betting/Wagering			
			Gambling - Operating/Promoting			
			Gambling - Equipment Violations			
			Gambling - Sports Tampering			
			Pornography/Obscene Material			
			Prostitution			
			Prostitution Assisting/Promoting			
			Purchasing Prostitution			
			Weapon Law Violations			
			0	0	0	0
			Total Group A Offenses			

Crime in Tennessee 2017

Please go to <https://crimeinsight.tbi.tn.gov/> for additional 2017 data.

(*) Offenses are counted using the FBI Units of Count for Crime

(**) The 'Arrests' column shows arrests made for incidents during the selected period, regardless of arrest date. Arrest counts for the same period may change over time.

Jacksboro Police Department - NIBRS Agency Crime Overview - 2017

2016 Population Estimate		1,944	Offenses (*)		Arrests (**)	
Offense Overview			Reported	Cleared	Adult	Juvenile
Group A Offenses						
Crimes Against Persons						
Offense Total	145		0	0	0	0
Number Cleared	113		0	0	0	0
Percent Cleared	77.93 %		0	0	0	0
Group A Crimes per 100,000 population	7,458.8		1	1	0	0
			0	0	0	0
			0	0	0	0
			0	0	0	0
			0	0	0	0
Arrest Overview						
Total Arrests	148		1	1	1	0
Adult Arrests	148		0	0	0	0
Juvenile Arrests	0		5	5	5	0
Unknown Age	0		13	12	12	0
Arrests per 100,000 population	7,613.2		3	1	1	0
			0	0	0	0
			0	0	0	0
Average number offenses/incident	1.06		0	0	0	0
			0	0	0	0
Domestic Violence Victims						
Offense	Reported	Cleared				
Murder	0	0	0	0	0	0
Aggravated Assault	3	3	0	0	0	0
Simple Assault	12	12	1	0	0	0
Intimidation	3	1	0	0	0	0
Stalking	0	0	0	0	0	0
Forcible Rape	0	0	1	0	0	0
Forcible Sodomy	0	0	0	0	0	0
Sexual Assault W/Object	0	0	0	0	0	0
Forcible Fondling	0	0	0	0	0	0
Incest	0	0	0	0	0	0
Statutory Rape	0	0	0	0	0	0
Kidnapping/Abduction	0	0	0	0	0	0
Commercial Sex Acts	0	0	0	0	0	0
Involuntary Servitude	0	0	0	0	0	0
Total	18	16				
Group B Arrests						
Offense	Adult	Juvenile				
Bad Checks	0	0	0	0	0	0
Curfew/Vagrancy	0	0	0	0	0	0
Disorderly Conduct	0	0	0	0	0	0
DUI	12	0	0	0	0	0
Drunkenness	22	0	0	0	0	0
Family-Non Violent	1	0	0	0	0	0
Liquor Law Violations	0	0	0	0	0	0
Peeping Tom	0	0	0	0	0	0
Trespass	0	0	0	0	0	0
All Other Offenses	0	0	0	0	0	0
Total Group B	35	0				
Crimes Against Property						
Arson	0	0	0	0	0	0
Bribery	0	0	0	0	0	0
Burglary	1	0	0	0	0	0
Counterfeiting/Forgery	0	0	0	0	0	0
Destruction/Damage/Vandalism	1	0	0	0	0	0
Embezzlement	0	0	0	0	0	0
Extortion/Blackmail	0	0	0	0	0	0
Fraud - False Pretenses	1	0	0	0	0	0
Fraud - Credit Card/ATM	0	0	0	0	0	0
Fraud - Impersonation	0	0	0	0	0	0
Fraud - Welfare	0	0	0	0	0	0
Fraud - Wire	0	0	0	0	0	0
Fraud - Identity Theft	0	0	0	0	0	0
Fraud - Computer Hacking/Invasion	0	0	0	0	0	0
Robbery	0	0	0	0	0	0
Theft - Pocket-picking	0	0	0	0	0	0
Theft - Purse Snatching	0	0	0	0	0	0
Theft - Shoplifting	75	55	57	0	0	0
Theft From Building	5	3	4	0	0	0
Theft From Coin Machine	0	0	0	0	0	0
Theft From Motor Vehicle	3	1	1	0	0	0
Theft of Motor Vehicle Parts	0	0	0	0	0	0
Theft - All Other Larceny	3	2	2	0	0	0
Motor Vehicle Theft	0	0	0	0	0	0
Stolen Property Offenses	0	0	0	0	0	0
Crimes Against Society						
Animal Cruelty	0	0	0	0	0	0
Drug/Narcotic Violations	28	27	29	0	0	0
Drug/Narcotic Equipment Violations	5	5	1	0	0	0
Gambling - Betting/Wagering	0	0	0	0	0	0
Gambling - Operating/Promoting	0	0	0	0	0	0
Gambling - Equipment Violations	0	0	0	0	0	0
Gambling - Sports Tampering	0	0	0	0	0	0
Pornography/Obscene Material	0	0	0	0	0	0
Prostitution	0	0	0	0	0	0
Prostitution Assisting/Promoting	0	0	0	0	0	0
Purchasing Prostitution	0	0	0	0	0	0
Weapon Law Violations	0	0	0	0	0	0
Total Group A Offenses	145	113	113	0	0	0

Crime in Tennessee 2017

(*) Offenses are counted using the FBI Units of Count for Crime

(**) The 'Arrests' column shows arrests made for incidents during the selected period, regardless of arrest date. Arrest counts for the same period may change over time.

Jackson Police Department - NIBRS Agency Crime Overview - 2017

2016 Population Estimate		67,005		Offenses (*)		Arrests (**)	
				Reported	Cleared	Adult	Juvenile
Offense Overview				Group A Offenses			
Crimes Against Persons				Crimes Against Persons			
Offense Total	9,862	Murder	7	4	2	2	
Number Cleared	3,264	Negligent Manslaughter	0	0	0	0	
Percent Cleared	33.10 %	Negligent Vehicular Manslaughter	0	0	0	0	
Group A Crimes per 100,000 population	14,718.3	Kidnapping/Abduction	23	11	12	0	
		Forcible Rape	22	7	4	0	
		Forcible Sodomy	4	1	1	0	
		Sexual Assault W/Object	2	0	0	0	
		Forcible Fondling	21	4	3	0	
		Incest	1	1	0	0	
		Statutory Rape	2	0	0	0	
		Aggravated Assault	539	278	251	23	
		Simple Assault	1,748	747	487	108	
		Intimidation	576	110	45	1	
		Stalking	40	8	3	0	
		Commercial Sex Acts	0	0	0	0	
		Involuntary Servitude	0	0	0	0	
		Crimes Against Property					
		Arson	16	0	1	0	
		Bribery	0	0	0	0	
		Burglary	506	51	37	23	
		Counterfeiting/Forgery	150	33	39	0	
		Destruction/Damage/Vandalism	1,303	287	124	30	
		Embezzlement	65	26	22	0	
		Extortion/Blackmail	4	1	1	0	
		Fraud - False Pretenses	441	153	4	0	
		Fraud - Credit Card/ATM	204	26	9	3	
		Fraud - Impersonation	63	24	26	0	
		Fraud - Welfare	1	0	0	0	
		Fraud - Wire	15	0	0	0	
		Fraud - Identity Theft	188	25	5	0	
		Fraud - Computer Hacking/Invasion	1	0	0	0	
		Robbery	92	30	23	5	
		Theft - Pocket-picking	6	1	0	0	
		Theft - Purse Snatching	8	1	0	0	
		Theft - Shoplifting	706	358	385	75	
		Theft From Building	553	62	41	4	
		Theft From Coin Machine	6	0	0	0	
		Theft From Motor Vehicle	517	43	22	16	
		Theft of Motor Vehicle Parts	130	2	1	0	
		Theft - All Other Larceny	362	22	58	2	
		Motor Vehicle Theft	153	31	15	10	
		Stolen Property Offenses	28	24	5	1	
		Crimes Against Society					
		Animal Cruelty	29	1	1	0	
		Drug/Narcotic Violations	783	514	484	16	
		Drug/Narcotic Equipment Violations	417	278	83	0	
		Gambling - Betting/Wagering	0	0	0	0	
		Gambling - Operating/Promoting	0	0	0	0	
		Gambling - Equipment Violations	0	0	0	0	
		Gambling - Sports Tampering	0	0	0	0	
		Pornography/Obscene Material	2	0	0	0	
		Prostitution	3	3	6	0	
		Prostitution Assisting/Promoting	1	1	2	0	
		Purchasing Prostitution	2	2	0	0	
		Weapon Law Violations	122	94	28	3	
		Total Group A Offenses	9,862	3,264	2,230	322	
Domestic Violence Victims							
Offense	Reported	Cleared					
Murder	1	1					
Aggravated Assault	174	125					
Simple Assault	1,036	553					
Intimidation	153	62					
Stalking	17	5					
Forcible Rape	6	3					
Forcible Sodomy	3	1					
Sexual Assault W/Object	0	0					
Forcible Fondling	2	2					
Incest	1	1					
Statutory Rape	0	0					
Kidnapping/Abduction	17	10					
Commercial Sex Acts	0	0					
Involuntary Servitude	0	0					
Total	1,410	763					
Group B Arrests							
Offense	Adult	Juvenile					
Bad Checks	1	0					
Curfew/Vagrancy	0	2					
Disorderly Conduct	82	73					
DUI	187	1					
Drunkenness	133	10					
Family-Non Violent	3	0					
Liquor Law Violations	26	0					
Peeping Tom	0	0					
Trespass	76	8					
All Other Offenses	1,133	7					
Total Group B	1,641	101					

Crime in Tennessee 2017

(*) Offenses are counted using the FBI Units of Count for Crime

(**) The 'Arrests' column shows arrests made for incidents during the selected period, regardless of arrest date. Arrest counts for the same period may change over time.

Jefferson City Police Department - NIBRS Agency Crime Overview - 2017

2016 Population Estimate		8,335		Offenses (*)		Arrests (**)		
Offense Overview		Group A Offenses		Reported	Cleared	Adult	Juvenile	
Offense Total	1,230	Crimes Against Persons						
Number Cleared	847	Murder		0	0	0	0	
Percent Cleared	68.86 %	Negligent Manslaughter		0	0	0	0	
Group A Crimes per 100,000 population	14,757.0	Negligent Vehicular Manslaughter		0	0	0	0	
		Kidnapping/Abduction		2	1	1	0	
		Forcible Rape		0	0	0	0	
		Forcible Sodomy		0	0	0	0	
		Sexual Assault W/Object		0	0	0	0	
		Forcible Fondling		3	1	1	0	
		Incest		0	0	0	0	
		Statutory Rape		2	0	0	0	
		Aggravated Assault		30	20	16	1	
		Simple Assault		98	75	53	9	
		Intimidation		45	10	2	0	
		Stalking		4	2	1	0	
		Commercial Sex Acts		0	0	0	0	
		Involuntary Servitude		0	0	0	0	
		Crimes Against Property						
		Arson		1	0	0	0	
		Bribery		0	0	0	0	
		Burglary		38	16	9	0	
		Counterfeiting/Forgery		22	5	3	0	
		Destruction/Damage/Vandalism		54	19	9	1	
		Embezzlement		4	3	3	0	
		Extortion/Blackmail		0	0	0	0	
		Fraud - False Pretenses		15	8	3	0	
		Fraud - Credit Card/ATM		13	7	1	0	
		Fraud - Impersonation		12	11	8	0	
		Fraud - Welfare		0	0	0	0	
		Fraud - Wire		0	0	0	0	
		Fraud - Identity Theft		7	3	0	0	
		Fraud - Computer Hacking/Invasion		0	0	0	0	
		Robbery		2	1	1	2	
		Theft - Pocket-picking		0	0	0	0	
		Theft - Purse Snatching		0	0	0	0	
		Theft - Shoplifting		188	121	112	5	
		Theft From Building		45	14	8	0	
		Theft From Coin Machine		2	0	0	0	
		Theft From Motor Vehicle		28	4	4	0	
		Theft of Motor Vehicle Parts		8	1	1	0	
		Theft - All Other Larceny		67	23	18	0	
		Motor Vehicle Theft		10	3	3	0	
		Stolen Property Offenses		0	0	0	0	
		Crimes Against Society						
		Animal Cruelty		0	0	0	0	
		Drug/Narcotic Violations		291	277	269	13	
		Drug/Narcotic Equipment Violations		217	201	70	2	
		Gambling - Betting/Wagering		0	0	0	0	
		Gambling - Operating/Promoting		0	0	0	0	
		Gambling - Equipment Violations		0	0	0	0	
		Gambling - Sports Tampering		0	0	0	0	
		Pornography/Obscene Material		2	1	1	0	
		Prostitution		0	0	0	0	
		Prostitution Assisting/Promoting		0	0	0	0	
		Purchasing Prostitution		0	0	0	0	
		Weapon Law Violations		20	20	12	1	
		Total Group A Offenses		1,230	847	609	34	
Domestic Violence Victims								
Offense	Reported	Cleared						
Murder	0	0						
Aggravated Assault	10	10						
Simple Assault	39	33						
Intimidation	5	2						
Stalking	2	2						
Forcible Rape	0	0						
Forcible Sodomy	0	0						
Sexual Assault W/Object	0	0						
Forcible Fondling	0	0						
Incest	0	0						
Statutory Rape	1	0						
Kidnapping/Abduction	0	0						
Commercial Sex Acts	0	0						
Involuntary Servitude	0	0						
Total	57	47						
Group B Arrests								
Offense	Adult	Juvenile						
Bad Checks	0	0						
Curfew/Vagrancy	0	0						
Disorderly Conduct	11	0						
DUI	88	0						
Drunkenness	43	0						
Family-Non Violent	0	0						
Liquor Law Violations	2	5						
Peeping Tom	0	0						
Trespass	1	0						
All Other Offenses	18	1						
Total Group B	163	6						

Crime in Tennessee 2017

(*) Offenses are counted using the FBI Units of Count for Crime

(**) The 'Arrests' column shows arrests made for incidents during the selected period, regardless of arrest date. Arrest counts for the same period may change over time.

Jellico Police Department - NIBRS Agency Crime Overview - 2017

2016 Population Estimate		2,236		Offenses (*)		Arrests (**)	
				Reported	Cleared	Adult	Juvenile
Offense Overview				Group A Offenses			
Crimes Against Persons				Crimes Against Persons			
Offense Total	122	Murder	0	0	0	0	0
Number Cleared	84	Negligent Manslaughter	0	0	0	0	0
Percent Cleared	68.85 %	Negligent Vehicular Manslaughter	0	0	0	0	0
Group A Crimes per 100,000 population	5,456.2	Kidnapping/Abduction	0	0	0	0	0
		Forcible Rape	0	0	0	0	0
		Forcible Sodomy	0	0	0	0	0
		Sexual Assault W/Object	0	0	0	0	0
		Forcible Fondling	0	0	0	0	0
		Incest	0	0	0	0	0
		Statutory Rape	0	0	0	0	0
		Aggravated Assault	7	7	1	0	0
		Simple Assault	9	8	6	0	0
		Intimidation	4	1	0	0	0
		Stalking	0	0	0	0	0
		Commercial Sex Acts	0	0	0	0	0
		Involuntary Servitude	0	0	0	0	0
		Crimes Against Property					
		Arson	0	0	0	0	0
		Bribery	0	0	0	0	0
		Burglary	9	3	4	2	0
		Counterfeiting/Forgery	1	1	0	0	0
		Destruction/Damage/Vandalism	10	5	3	0	0
		Embezzlement	0	0	0	0	0
		Extortion/Blackmail	0	0	0	0	0
		Fraud - False Pretenses	0	0	0	0	0
		Fraud - Credit Card/ATM	1	0	0	0	0
		Fraud - Impersonation	0	0	0	0	0
		Fraud - Welfare	0	0	0	0	0
		Fraud - Wire	0	0	0	0	0
		Fraud - Identity Theft	1	0	0	0	0
		Fraud - Computer Hacking/Invasion	0	0	0	0	0
		Robbery	1	1	1	0	0
		Theft - Pocket-picking	0	0	0	0	0
		Theft - Purse Snatching	0	0	0	0	0
		Theft - Shoplifting	15	13	14	0	0
		Theft From Building	14	6	6	0	0
		Theft From Coin Machine	0	0	0	0	0
		Theft From Motor Vehicle	7	5	3	0	0
		Theft of Motor Vehicle Parts	2	0	0	0	0
		Theft - All Other Larceny	6	2	2	0	0
		Motor Vehicle Theft	6	3	3	0	0
		Stolen Property Offenses	0	0	0	0	0
		Crimes Against Society					
		Animal Cruelty	0	0	0	0	0
		Drug/Narcotic Violations	13	13	15	0	0
		Drug/Narcotic Equipment Violations	11	11	1	0	0
		Gambling - Betting/Wagering	0	0	0	0	0
		Gambling - Operating/Promoting	0	0	0	0	0
		Gambling - Equipment Violations	0	0	0	0	0
		Gambling - Sports Tampering	0	0	0	0	0
		Pornography/Obscene Material	0	0	0	0	0
		Prostitution	0	0	0	0	0
		Prostitution Assisting/Promoting	0	0	0	0	0
		Purchasing Prostitution	0	0	0	0	0
		Weapon Law Violations	5	5	0	0	0
		Total Group A Offenses	122	84	59	2	
Domestic Violence Victims							
Offense	Reported	Cleared					
Murder	0	0					
Aggravated Assault	0	0					
Simple Assault	4	3					
Intimidation	3	1					
Stalking	0	0					
Forcible Rape	0	0					
Forcible Sodomy	0	0					
Sexual Assault W/Object	0	0					
Forcible Fondling	0	0					
Incest	0	0					
Statutory Rape	0	0					
Kidnapping/Abduction	0	0					
Commercial Sex Acts	0	0					
Involuntary Servitude	0	0					
Total	7	4					
Group B Arrests							
Offense	Adult	Juvenile					
Bad Checks	0	0					
Curfew/Vagrancy	0	0					
Disorderly Conduct	3	0					
DUI	2	0					
Drunkenness	12	0					
Family-Non Violent	1	0					
Liquor Law Violations	0	0					
Peeping Tom	0	0					
Trespass	10	0					
All Other Offenses	12	1					
Total Group B	40	1					

Crime in Tennessee 2017

(*) Offenses are counted using the FBI Units of Count for Crime

(**) The 'Arrests' column shows arrests made for incidents during the selected period, regardless of arrest date. Arrest counts for the same period may change over time.

Johnson City Police Department - NIBRS Agency Crime Overview - 2017

2016 Population Estimate		66,677		Offenses (*)		Arrests (**)	
				Reported	Cleared	Adult	Juvenile
Offense Overview				Group A Offenses			
Crimes Against Persons				Crimes Against Persons			
Offense Total	6,452	Murder	2	1	1	0	
Number Cleared	4,288	Negligent Manslaughter	1	1	2	0	
Percent Cleared	66.46 %	Negligent Vehicular Manslaughter	0	0	0	0	
Group A Crimes per 100,000 population	9,676.5	Kidnapping/Abduction	12	11	13	0	
		Forcible Rape	23	17	0	1	
		Forcible Sodomy	3	3	0	0	
		Sexual Assault W/Object	1	1	0	0	
		Forcible Fondling	15	14	2	2	
		Incest	0	0	0	0	
		Statutory Rape	2	2	3	0	
		Aggravated Assault	198	186	121	4	
		Simple Assault	727	689	287	34	
		Intimidation	109	94	11	0	
		Stalking	14	13	5	0	
		Commercial Sex Acts	0	0	0	0	
		Involuntary Servitude	0	0	0	0	
		Crimes Against Property					
		Arson	5	2	1	0	
		Bribery	0	0	0	0	
		Burglary	385	125	57	8	
		Counterfeiting/Forgery	187	83	56	0	
		Destruction/Damage/Vandalism	493	212	40	12	
		Embezzlement	31	27	21	0	
		Extortion/Blackmail	1	1	0	0	
		Fraud - False Pretenses	247	187	91	0	
		Fraud - Credit Card/ATM	153	89	26	5	
		Fraud - Impersonation	48	40	23	1	
		Fraud - Welfare	0	0	0	0	
		Fraud - Wire	6	2	0	0	
		Fraud - Identity Theft	49	37	17	0	
		Fraud - Computer Hacking/Invasion	1	0	0	0	
		Robbery	42	31	22	2	
		Theft - Pocket-picking	4	1	1	0	
		Theft - Purse Snatching	0	0	0	0	
		Theft - Shoplifting	904	772	769	61	
		Theft From Building	381	214	74	10	
		Theft From Coin Machine	6	3	0	0	
		Theft From Motor Vehicle	611	98	49	9	
		Theft of Motor Vehicle Parts	128	16	8	1	
		Theft - All Other Larceny	297	52	27	3	
		Motor Vehicle Theft	161	91	55	9	
		Stolen Property Offenses	36	35	37	0	
		Crimes Against Society					
		Animal Cruelty	3	2	1	0	
		Drug/Narcotic Violations	593	578	502	18	
		Drug/Narcotic Equipment Violations	467	461	149	7	
		Gambling - Betting/Wagering	0	0	0	0	
		Gambling - Operating/Promoting	0	0	0	0	
		Gambling - Equipment Violations	0	0	0	0	
		Gambling - Sports Tampering	0	0	0	0	
		Pornography/Obscene Material	0	0	0	0	
		Prostitution	0	0	0	0	
		Prostitution Assisting/Promoting	0	0	0	0	
		Purchasing Prostitution	0	0	0	0	
		Weapon Law Violations	106	97	13	3	
		Total Group A Offenses	6,452	4,288	2,484	190	
Domestic Violence Victims							
Offense	Reported	Cleared					
Murder	1	1					
Aggravated Assault	82	80					
Simple Assault	403	390					
Intimidation	36	32					
Stalking	10	9					
Forcible Rape	7	3					
Forcible Sodomy	3	3					
Sexual Assault W/Object	0	0					
Forcible Fondling	1	1					
Incest	0	0					
Statutory Rape	0	0					
Kidnapping/Abduction	4	4					
Commercial Sex Acts	0	0					
Involuntary Servitude	0	0					
Total	547	523					
Group B Arrests							
Offense	Adult	Juvenile					
Bad Checks	5	0					
Curfew/Vagrancy	0	0					
Disorderly Conduct	38	28					
DUI	230	1					
Drunkenness	460	4					
Family-Non Violent	2	0					
Liquor Law Violations	27	2					
Peeping Tom	0	0					
Trespass	145	11					
All Other Offenses	300	34					
Total Group B	1,207	80					

Crime in Tennessee 2017

(*) Offenses are counted using the FBI Units of Count for Crime

(**) The 'Arrests' column shows arrests made for incidents during the selected period, regardless of arrest date. Arrest counts for the same period may change over time.

Jonesborough Police Department - NIBRS Agency Crime Overview - 2017

2016 Population Estimate		5,333		Offenses (*)		Arrests (**)	
				Reported	Cleared	Adult	Juvenile
Offense Overview				Group A Offenses			
Crimes Against Persons				Crimes Against Persons			
Offense Total	361	Murder	0	0	0	0	
Number Cleared	170	Negligent Manslaughter	0	0	0	0	
Percent Cleared	47.09 %	Negligent Vehicular Manslaughter	0	0	0	0	
Group A Crimes per 100,000 population	6,769.2	Kidnapping/Abduction	0	0	0	0	
		Forcible Rape	1	0	0	0	
		Forcible Sodomy	0	0	0	0	
		Sexual Assault W/Object	0	0	0	0	
		Forcible Fondling	2	0	0	0	
		Incest	0	0	0	0	
		Statutory Rape	0	0	0	0	
		Aggravated Assault	6	6	6	0	
		Simple Assault	33	31	28	1	
		Intimidation	13	1	0	0	
		Stalking	2	1	0	0	
		Commercial Sex Acts	0	0	0	0	
		Involuntary Servitude	0	0	0	0	
		Crimes Against Property					
		Arson	0	0	0	0	
		Bribery	0	0	0	0	
		Burglary	20	3	2	0	
		Counterfeiting/Forgery	24	4	4	0	
		Destruction/Damage/Vandalism	35	8	6	2	
		Embezzlement	1	1	1	0	
		Extortion/Blackmail	0	0	0	0	
		Fraud - False Pretenses	13	4	2	0	
		Fraud - Credit Card/ATM	5	2	2	0	
		Fraud - Impersonation	6	3	2	1	
		Fraud - Welfare	0	0	0	0	
		Fraud - Wire	0	0	0	0	
		Fraud - Identity Theft	7	2	0	0	
		Fraud - Computer Hacking/Invasion	0	0	0	0	
		Robbery	2	2	3	0	
		Theft - Pocket-picking	0	0	0	0	
		Theft - Purse Snatching	0	0	0	0	
		Theft - Shoplifting	11	4	4	0	
		Theft From Building	23	2	1	0	
		Theft From Coin Machine	2	0	0	0	
		Theft From Motor Vehicle	30	0	0	0	
		Theft of Motor Vehicle Parts	2	1	0	0	
		Theft - All Other Larceny	22	4	3	1	
		Motor Vehicle Theft	7	4	2	0	
		Stolen Property Offenses	4	3	3	0	
		Crimes Against Society					
		Animal Cruelty	0	0	0	0	
		Drug/Narcotic Violations	46	43	42	2	
		Drug/Narcotic Equipment Violations	40	37	14	0	
		Gambling - Betting/Wagering	0	0	0	0	
		Gambling - Operating/Promoting	0	0	0	0	
		Gambling - Equipment Violations	0	0	0	0	
		Gambling - Sports Tampering	0	0	0	0	
		Pornography/Obscene Material	0	0	0	0	
		Prostitution	0	0	0	0	
		Prostitution Assisting/Promoting	0	0	0	0	
		Purchasing Prostitution	0	0	0	0	
		Weapon Law Violations	4	4	0	0	
		Total Group A Offenses	361	170	125	7	
Domestic Violence Victims							
Offense	Reported	Cleared					
Murder	0	0					
Aggravated Assault	6	6					
Simple Assault	28	28					
Intimidation	4	0					
Stalking	1	1					
Forcible Rape	0	0					
Forcible Sodomy	0	0					
Sexual Assault W/Object	0	0					
Forcible Fondling	1	0					
Incest	0	0					
Statutory Rape	0	0					
Kidnapping/Abduction	0	0					
Commercial Sex Acts	0	0					
Involuntary Servitude	0	0					
Total	40	35					
Group B Arrests							
Offense	Adult	Juvenile					
Bad Checks	1	0					
Curfew/Vagrancy	0	0					
Disorderly Conduct	1	0					
DUI	30	0					
Drunkenness	22	0					
Family-Non Violent	0	0					
Liquor Law Violations	6	0					
Peeping Tom	0	0					
Trespass	6	3					
All Other Offenses	16	0					
Total Group B	82	3					

Crime in Tennessee 2017

(*) Offenses are counted using the FBI Units of Count for Crime

(**) The 'Arrests' column shows arrests made for incidents during the selected period, regardless of arrest date. Arrest counts for the same period may change over time.

Kenton Police Department - NIBRS Agency Crime Overview - 2017

2016 Population Estimate		1,219		Offenses (*)		Arrests (**)		
				Reported	Cleared	Adult	Juvenile	
Offense Overview				Group A Offenses				
Crimes Against Persons								
Offense Total	64	Murder	0	0	0	0	0	
Number Cleared	13	Negligent Manslaughter	0	0	0	0	0	
Percent Cleared	20.31 %	Negligent Vehicular Manslaughter	0	0	0	0	0	
Group A Crimes per 100,000 population	5,250.2	Kidnapping/Abduction	0	0	0	0	0	
		Forcible Rape	1	1	1	0	0	
		Forcible Sodomy	0	0	0	0	0	
		Sexual Assault W/Object	0	0	0	0	0	
		Forcible Fondling	0	0	0	0	0	
		Incest	0	0	0	0	0	
		Statutory Rape	0	0	0	0	0	
		Aggravated Assault	4	3	2	0	0	
		Simple Assault	3	1	1	0	0	
		Intimidation	14	4	2	0	0	
		Stalking	2	0	0	0	0	
		Commercial Sex Acts	0	0	0	0	0	
		Involuntary Servitude	0	0	0	0	0	
		Crimes Against Property						
		Arson	0	0	0	0	0	
		Bribery	0	0	0	0	0	
		Burglary	5	0	0	0	0	
		Counterfeiting/Forgery	2	1	1	0	0	
		Destruction/Damage/Vandalism	4	1	0	0	0	
		Embezzlement	0	0	0	0	0	
		Extortion/Blackmail	0	0	0	0	0	
		Fraud - False Pretenses	0	0	0	0	0	
		Fraud - Credit Card/ATM	1	0	0	0	0	
		Fraud - Impersonation	1	0	0	0	0	
		Fraud - Welfare	0	0	0	0	0	
		Fraud - Wire	0	0	0	0	0	
		Fraud - Identity Theft	0	0	0	0	0	
		Fraud - Computer Hacking/Invasion	0	0	0	0	0	
		Robbery	0	0	0	0	0	
		Theft - Pocket-picking	0	0	0	0	0	
		Theft - Purse Snatching	0	0	0	0	0	
		Theft - Shoplifting	2	1	1	0	0	
		Theft From Building	3	0	0	0	0	
		Theft From Coin Machine	0	0	0	0	0	
		Theft From Motor Vehicle	0	0	0	0	0	
		Theft of Motor Vehicle Parts	0	0	0	0	0	
		Theft - All Other Larceny	21	0	0	0	0	
		Motor Vehicle Theft	0	0	0	0	0	
		Stolen Property Offenses	0	0	0	0	0	
		Crimes Against Society						
		Animal Cruelty	0	0	0	0	0	
		Drug/Narcotic Violations	0	0	0	0	0	
		Drug/Narcotic Equipment Violations	1	1	1	0	0	
		Gambling - Betting/Wagering	0	0	0	0	0	
		Gambling - Operating/Promoting	0	0	0	0	0	
		Gambling - Equipment Violations	0	0	0	0	0	
		Gambling - Sports Tampering	0	0	0	0	0	
		Pornography/Obscene Material	0	0	0	0	0	
		Prostitution	0	0	0	0	0	
		Prostitution Assisting/Promoting	0	0	0	0	0	
		Purchasing Prostitution	0	0	0	0	0	
		Weapon Law Violations	0	0	0	0	0	
		Total Group A Offenses	64	13	9	0	0	
Arrest Overview								
Total Arrests	12							
Adult Arrests	12							
Juvenile Arrests	0							
Unknown Age	0							
Arrests per 100,000 population	984.4							
Average number offenses/incident	1.05							
Domestic Violence Victims								
Offense	Reported	Cleared						
Murder	0	0	Burglary	5	0	0	0	
Aggravated Assault	1	0	Counterfeiting/Forgery	2	1	1	0	
Simple Assault	3	1	Destruction/Damage/Vandalism	4	1	0	0	
Intimidation	6	1	Embezzlement	0	0	0	0	
Stalking	1	0	Extortion/Blackmail	0	0	0	0	
Forcible Rape	1	1	Fraud - False Pretenses	0	0	0	0	
Forcible Sodomy	0	0	Fraud - Credit Card/ATM	1	0	0	0	
Sexual Assault W/Object	0	0	Fraud - Impersonation	1	0	0	0	
Forcible Fondling	0	0	Fraud - Welfare	0	0	0	0	
Incest	0	0	Fraud - Wire	0	0	0	0	
Statutory Rape	0	0	Fraud - Identity Theft	0	0	0	0	
Kidnapping/Abduction	0	0	Fraud - Computer Hacking/Invasion	0	0	0	0	
Commercial Sex Acts	0	0	Robbery	0	0	0	0	
Involuntary Servitude	0	0	Theft - Pocket-picking	0	0	0	0	
Total	12	3	Theft - Purse Snatching	0	0	0	0	
			Theft - Shoplifting	2	1	1	0	
			Theft From Building	3	0	0	0	
			Theft From Coin Machine	0	0	0	0	
			Theft From Motor Vehicle	0	0	0	0	
			Theft of Motor Vehicle Parts	0	0	0	0	
			Theft - All Other Larceny	21	0	0	0	
			Motor Vehicle Theft	0	0	0	0	
			Stolen Property Offenses	0	0	0	0	
			Crimes Against Society					
			Animal Cruelty	0	0	0	0	
			Drug/Narcotic Violations	0	0	0	0	
			Drug/Narcotic Equipment Violations	1	1	1	0	
			Gambling - Betting/Wagering	0	0	0	0	
			Gambling - Operating/Promoting	0	0	0	0	
			Gambling - Equipment Violations	0	0	0	0	
			Gambling - Sports Tampering	0	0	0	0	
			Pornography/Obscene Material	0	0	0	0	
			Prostitution	0	0	0	0	
			Prostitution Assisting/Promoting	0	0	0	0	
			Purchasing Prostitution	0	0	0	0	
			Weapon Law Violations	0	0	0	0	
			Total Group B Arrests	3	0			

Crime in Tennessee 2017

(*) Offenses are counted using the FBI Units of Count for Crime

(**) The 'Arrests' column shows arrests made for incidents during the selected period, regardless of arrest date. Arrest counts for the same period may change over time.

Kimball Police Department - NIBRS Agency Crime Overview - 2017

			Offenses (*)		Arrests (**)	
2016 Population Estimate	1,391					
Offense Overview			Group A Offenses		Reported	Cleared
			Crimes Against Persons		Adult	Juvenile
Offense Total	382		Murder	0	0	0
Number Cleared	251		Negligent Manslaughter	0	0	0
Percent Cleared	65.71 %		Negligent Vehicular Manslaughter	0	0	0
Group A Crimes per 100,000 population	27,462.3		Kidnapping/Abduction	3	2	1
			Forcible Rape	0	0	0
			Forcible Sodomy	0	0	0
			Sexual Assault W/Object	0	0	0
			Forcible Fondling	0	0	0
Arrest Overview			Incest	0	0	0
Total Arrests	288		Statutory Rape	0	0	0
Adult Arrests	269		Aggravated Assault	2	2	2
Juvenile Arrests	19		Simple Assault	36	28	19
Unknown Age	0		Intimidation	12	4	3
Arrests per 100,000 population	20,704.5		Stalking	3	2	1
			Commercial Sex Acts	0	0	0
			Involuntary Servitude	0	0	0
Average number offenses/incident	1.17		Crimes Against Property			
			Arson	0	0	0
Domestic Violence Victims			Bribery	0	0	0
Offense	Reported	Cleared	Burglary	10	0	0
Murder	0	0	Counterfeiting/Forgery	5	1	0
Aggravated Assault	1	1	Destruction/Damage/Vandalism	14	5	3
Simple Assault	22	18	Embezzlement	4	1	0
Intimidation	3	0	Extortion/Blackmail	0	0	0
Stalking	1	1	Fraud - False Pretenses	41	26	25
Forcible Rape	0	0	Fraud - Credit Card/ATM	4	1	0
Forcible Sodomy	0	0	Fraud - Impersonation	0	0	0
Sexual Assault W/Object	0	0	Fraud - Welfare	0	0	0
Forcible Fondling	0	0	Fraud - Wire	0	0	0
Incest	0	0	Fraud - Identity Theft	0	0	0
Statutory Rape	0	0	Fraud - Computer Hacking/Invasion	0	0	0
Kidnapping/Abduction	3	2	Robbery	4	1	1
Commercial Sex Acts	0	0	Theft - Pocket-picking	0	0	0
Involuntary Servitude	0	0	Theft - Purse Snatching	0	0	0
Total	30	22	Theft - Shoplifting	97	69	68
			Theft From Building	19	7	6
Group B Arrests			Theft From Coin Machine	0	0	0
Offense	Adult	Juvenile	Theft From Motor Vehicle	12	7	1
Bad Checks	0	0	Theft of Motor Vehicle Parts	2	0	0
Curfew/Vagrancy	0	0	Theft - All Other Larceny	14	4	3
Disorderly Conduct	7	0	Motor Vehicle Theft	6	3	2
DUI	26	0	Stolen Property Offenses	0	0	0
Drunkenness	19	0	Crimes Against Society			
Family-Non Violent	0	0	Animal Cruelty	0	0	0
Liquor Law Violations	0	0	Drug/Narcotic Violations	56	54	59
Peeping Tom	0	0	Drug/Narcotic Equipment Violations	26	25	4
Trespass	4	0	Gambling - Betting/Wagering	0	0	0
All Other Offenses	9	0	Gambling - Operating/Promoting	0	0	0
Total Group B	65	0	Gambling - Equipment Violations	0	0	0
			Gambling - Sports Tampering	0	0	0
			Pornography/Obscene Material	2	0	0
			Prostitution	4	4	3
			Prostitution Assisting/Promoting	0	0	0
			Purchasing Prostitution	1	1	1
			Weapon Law Violations	5	4	2
			Total Group A Offenses	382	251	204
						19

Crime in Tennessee 2017

(*) Offenses are counted using the FBI Units of Count for Crime

(**) The 'Arrests' column shows arrests made for incidents during the selected period, regardless of arrest date. Arrest counts for the same period may change over time.

Kingsport Police Department - NIBRS Agency Crime Overview - 2017

2016 Population Estimate		52,806		Offenses (*)		Arrests (**)	
				Reported	Cleared	Adult	Juvenile
Offense Overview				Group A Offenses			
Crimes Against Persons							
Offense Total	7,664	Murder	3	3	2	0	
Number Cleared	3,694	Negligent Manslaughter	0	0	0	0	
Percent Cleared	48.20 %	Negligent Vehicular Manslaughter	0	0	0	0	
Group A Crimes per 100,000 population	14,513.5	Kidnapping/Abduction	29	20	13	0	
		Forcible Rape	14	3	0	0	
		Forcible Sodomy	2	1	0	0	
		Sexual Assault W/Object	1	1	0	0	
		Forcible Fondling	20	12	3	1	
		Incest	0	0	0	0	
		Statutory Rape	1	0	0	0	
		Aggravated Assault	306	230	126	8	
		Simple Assault	1,039	663	325	34	
		Intimidation	94	21	5	1	
		Stalking	22	9	4	0	
		Commercial Sex Acts	0	0	0	0	
		Involuntary Servitude	0	0	0	0	
		Crimes Against Property					
		Arson	4	2	0	2	
		Bribery	0	0	0	0	
		Burglary	383	98	76	13	
		Counterfeiting/Forgery	196	55	29	0	
		Destruction/Damage/Vandalism	679	130	44	7	
		Embezzlement	34	17	13	0	
		Extortion/Blackmail	3	2	0	0	
		Fraud - False Pretenses	172	44	17	0	
		Fraud - Credit Card/ATM	369	196	71	0	
		Fraud - Impersonation	115	89	68	2	
		Fraud - Welfare	0	0	0	0	
		Fraud - Wire	6	1	1	0	
		Fraud - Identity Theft	116	45	6	0	
		Fraud - Computer Hacking/Invasion	0	0	0	0	
		Robbery	58	39	16	3	
		Theft - Pocket-picking	5	1	1	0	
		Theft - Purse Snatching	2	0	0	0	
		Theft - Shoplifting	835	464	441	44	
		Theft From Building	508	73	33	7	
		Theft From Coin Machine	8	1	1	0	
		Theft From Motor Vehicle	347	45	26	8	
		Theft of Motor Vehicle Parts	140	13	11	5	
		Theft - All Other Larceny	493	44	33	3	
		Motor Vehicle Theft	209	106	54	7	
		Stolen Property Offenses	35	32	29	10	
		Crimes Against Society					
		Animal Cruelty	8	4	5	0	
		Drug/Narcotic Violations	695	579	539	32	
		Drug/Narcotic Equipment Violations	601	572	246	2	
		Gambling - Betting/Wagering	0	0	0	0	
		Gambling - Operating/Promoting	0	0	0	0	
		Gambling - Equipment Violations	0	0	0	0	
		Gambling - Sports Tampering	0	0	0	0	
		Pornography/Obscene Material	26	4	0	0	
		Prostitution	4	4	3	0	
		Prostitution Assisting/Promoting	2	2	2	0	
		Purchasing Prostitution	0	0	0	0	
		Weapon Law Violations	80	69	19	1	
		Total Group A Offenses	7,664	3,694	2,262	190	
Domestic Violence Victims							
Offense	Reported	Cleared					
Murder	0	0					
Aggravated Assault	79	71					
Simple Assault	532	482					
Intimidation	17	7					
Stalking	5	2					
Forcible Rape	4	2					
Forcible Sodomy	0	0					
Sexual Assault W/Object	0	0					
Forcible Fondling	6	5					
Incest	0	0					
Statutory Rape	0	0					
Kidnapping/Abduction	13	11					
Commercial Sex Acts	0	0					
Involuntary Servitude	0	0					
Total	656	580					
Group B Arrests							
Offense	Adult	Juvenile					
Bad Checks	2	0					
Curfew/Vagrancy	0	0					
Disorderly Conduct	43	9					
DUI	133	0					
Drunkenness	301	3					
Family-Non Violent	19	1					
Liquor Law Violations	4	5					
Peeping Tom	0	0					
Trespass	99	6					
All Other Offenses	299	45					
Total Group B	900	69					

Crime in Tennessee 2017

(*) Offenses are counted using the FBI Units of Count for Crime

(**) The 'Arrests' column shows arrests made for incidents during the selected period, regardless of arrest date. Arrest counts for the same period may change over time.

Kingston Police Department - NIBRS Agency Crime Overview - 2017

2016 Population Estimate		5,840		Offenses (*)		Arrests (**)	
				Reported	Cleared	Adult	Juvenile
Offense Overview				Group A Offenses			
Crimes Against Persons							
Offense Total	255	Murder	0	0	0	0	0
Number Cleared	156	Negligent Manslaughter	0	0	0	0	0
Percent Cleared	61.18 %	Negligent Vehicular Manslaughter	0	0	0	0	0
Group A Crimes per 100,000 population	4,366.4	Kidnapping/Abduction	1	1	0	0	0
		Forcible Rape	2	2	0	1	1
		Forcible Sodomy	0	0	0	0	0
		Sexual Assault W/Object	0	0	0	0	0
		Forcible Fondling	1	0	0	0	0
		Incest	0	0	0	0	0
		Statutory Rape	0	0	0	0	0
		Aggravated Assault	7	6	5	0	0
		Simple Assault	23	22	16	1	1
		Intimidation	12	10	6	1	1
		Stalking	3	2	2	0	0
		Commercial Sex Acts	0	0	0	0	0
		Involuntary Servitude	0	0	0	0	0
		Crimes Against Property					
		Arson	1	0	0	0	0
		Bribery	0	0	0	0	0
		Burglary	18	6	4	0	0
		Counterfeiting/Forgery	8	7	6	0	0
		Destruction/Damage/Vandalism	12	4	1	0	0
		Embezzlement	5	2	1	0	0
		Extortion/Blackmail	1	1	0	0	0
		Fraud - False Pretenses	13	9	2	0	0
		Fraud - Credit Card/ATM	10	1	0	0	0
		Fraud - Impersonation	0	0	0	0	0
		Fraud - Welfare	0	0	0	0	0
		Fraud - Wire	0	0	0	0	0
		Fraud - Identity Theft	0	0	0	0	0
		Fraud - Computer Hacking/Invasion	0	0	0	0	0
		Robbery	4	3	3	0	0
		Theft - Pocket-picking	0	0	0	0	0
		Theft - Purse Snatching	0	0	0	0	0
		Theft - Shoplifting	11	9	9	0	0
		Theft From Building	11	5	1	1	1
		Theft From Coin Machine	3	0	0	0	0
		Theft From Motor Vehicle	20	1	0	0	0
		Theft of Motor Vehicle Parts	1	0	0	0	0
		Theft - All Other Larceny	15	3	3	0	0
		Motor Vehicle Theft	11	5	6	0	0
		Stolen Property Offenses	1	1	1	0	0
		Crimes Against Society					
		Animal Cruelty	0	0	0	0	0
		Drug/Narcotic Violations	33	31	35	3	3
		Drug/Narcotic Equipment Violations	22	20	14	1	1
		Gambling - Betting/Wagering	0	0	0	0	0
		Gambling - Operating/Promoting	0	0	0	0	0
		Gambling - Equipment Violations	0	0	0	0	0
		Gambling - Sports Tampering	0	0	0	0	0
		Pornography/Obscene Material	0	0	0	0	0
		Prostitution	0	0	0	0	0
		Prostitution Assisting/Promoting	0	0	0	0	0
		Purchasing Prostitution	0	0	0	0	0
		Weapon Law Violations	6	5	3	0	0
		Total Group A Offenses	255	156	118	8	8
Domestic Violence Victims							
Offense	Reported	Cleared					
Murder	0	0	Burglary	18	6	4	0
Aggravated Assault	5	5	Counterfeiting/Forgery	8	7	6	0
Simple Assault	18	18	Destruction/Damage/Vandalism	12	4	1	0
Intimidation	9	8	Embezzlement	5	2	1	0
Stalking	3	2	Extortion/Blackmail	1	1	0	0
Forcible Rape	0	0	Fraud - False Pretenses	13	9	2	0
Forcible Sodomy	0	0	Fraud - Credit Card/ATM	10	1	0	0
Sexual Assault W/Object	0	0	Fraud - Impersonation	0	0	0	0
Forcible Fondling	0	0	Fraud - Welfare	0	0	0	0
Incest	0	0	Fraud - Wire	0	0	0	0
Statutory Rape	0	0	Fraud - Identity Theft	0	0	0	0
Kidnapping/Abduction	1	1	Fraud - Computer Hacking/Invasion	0	0	0	0
Commercial Sex Acts	0	0	Robbery	4	3	3	0
Involuntary Servitude	0	0	Theft - Pocket-picking	0	0	0	0
Total	36	34	Theft - Purse Snatching	0	0	0	0
Group B Arrests							
Offense	Adult	Juvenile					
Bad Checks	2	0	Theft - Shoplifting	11	9	9	0
Curfew/Vagrancy	0	0	Theft From Building	11	5	1	1
Disorderly Conduct	5	0	Theft From Coin Machine	3	0	0	0
DUI	17	0	Theft From Motor Vehicle	20	1	0	0
Drunkenness	25	0	Theft of Motor Vehicle Parts	1	0	0	0
Family-Non Violent	2	0	Theft - All Other Larceny	15	3	3	0
Liquor Law Violations	2	0	Motor Vehicle Theft	11	5	6	0
Peeping Tom	0	0	Stolen Property Offenses	1	1	1	0
Trespass	0	0	Crimes Against Society				
All Other Offenses	17	3	Animal Cruelty	0	0	0	0
Total Group B	70	3	Drug/Narcotic Violations	33	31	35	3
			Drug/Narcotic Equipment Violations	22	20	14	1
			Gambling - Betting/Wagering	0	0	0	0
			Gambling - Operating/Promoting	0	0	0	0
			Gambling - Equipment Violations	0	0	0	0
			Gambling - Sports Tampering	0	0	0	0
			Pornography/Obscene Material	0	0	0	0
			Prostitution	0	0	0	0
			Prostitution Assisting/Promoting	0	0	0	0
			Purchasing Prostitution	0	0	0	0
			Weapon Law Violations	6	5	3	0
			Total Group A Offenses	255	156	118	8

Crime in Tennessee 2017

(*) Offenses are counted using the FBI Units of Count for Crime

(**) The 'Arrests' column shows arrests made for incidents during the selected period, regardless of arrest date. Arrest counts for the same period may change over time.

Kingston Springs Police Department - NIBRS Agency Crime Overview - 2017

2016 Population Estimate		2,763		Offenses (*)		Arrests (**)	
				Reported	Cleared	Adult	Juvenile
Offense Overview				Group A Offenses			
Crimes Against Persons							
Offense Total	11	Murder	0	0	0	0	
Number Cleared	3	Negligent Manslaughter	0	0	0	0	
Percent Cleared	27.27 %	Negligent Vehicular Manslaughter	0	0	0	0	
Group A Crimes per 100,000 population	398.1	Kidnapping/Abduction	0	0	0	0	
		Forcible Rape	0	0	0	0	
		Forcible Sodomy	0	0	0	0	
		Sexual Assault W/Object	0	0	0	0	
		Forcible Fondling	0	0	0	0	
		Incest	0	0	0	0	
		Statutory Rape	0	0	0	0	
		Aggravated Assault	0	0	0	0	
		Simple Assault	4	1	1	0	
		Intimidation	0	0	0	0	
		Stalking	0	0	0	0	
		Commercial Sex Acts	0	0	0	0	
		Involuntary Servitude	0	0	0	0	
		Crimes Against Property					
		Arson	0	0	0	0	
		Bribery	0	0	0	0	
		Burglary	0	0	0	0	
		Counterfeiting/Forgery	0	0	0	0	
		Destruction/Damage/Vandalism	0	0	0	0	
		Embezzlement	0	0	0	0	
		Extortion/Blackmail	0	0	0	0	
		Fraud - False Pretenses	0	0	0	0	
		Fraud - Credit Card/ATM	0	0	0	0	
		Fraud - Impersonation	0	0	0	0	
		Fraud - Welfare	0	0	0	0	
		Fraud - Wire	0	0	0	0	
		Fraud - Identity Theft	0	0	0	0	
		Fraud - Computer Hacking/Invasion	0	0	0	0	
		Robbery	0	0	0	0	
		Theft - Pocket-picking	0	0	0	0	
		Theft - Purse Snatching	0	0	0	0	
		Theft - Shoplifting	0	0	0	0	
		Theft From Building	0	0	0	0	
		Theft From Coin Machine	0	0	0	0	
		Theft From Motor Vehicle	1	0	0	0	
		Theft of Motor Vehicle Parts	0	0	0	0	
		Theft - All Other Larceny	4	0	0	0	
		Motor Vehicle Theft	0	0	0	0	
		Stolen Property Offenses	0	0	0	0	
		Crimes Against Society					
		Animal Cruelty	0	0	0	0	
		Drug/Narcotic Violations	1	1	1	0	
		Drug/Narcotic Equipment Violations	1	1	0	0	
		Gambling - Betting/Wagering	0	0	0	0	
		Gambling - Operating/Promoting	0	0	0	0	
		Gambling - Equipment Violations	0	0	0	0	
		Gambling - Sports Tampering	0	0	0	0	
		Pornography/Obscene Material	0	0	0	0	
		Prostitution	0	0	0	0	
		Prostitution Assisting/Promoting	0	0	0	0	
		Purchasing Prostitution	0	0	0	0	
		Weapon Law Violations	0	0	0	0	
		Total Group A Offenses	11	3	2	0	
Domestic Violence Victims							
Offense	Reported	Cleared					
Murder	0	0					
Aggravated Assault	0	0					
Simple Assault	0	0					
Intimidation	0	0					
Stalking	0	0					
Forcible Rape	0	0					
Forcible Sodomy	0	0					
Sexual Assault W/Object	0	0					
Forcible Fondling	0	0					
Incest	0	0					
Statutory Rape	0	0					
Kidnapping/Abduction	0	0					
Commercial Sex Acts	0	0					
Involuntary Servitude	0	0					
Total	0	0					
Group B Arrests							
Offense	Adult	Juvenile					
Bad Checks	0	0					
Curfew/Vagrancy	0	0					
Disorderly Conduct	0	0					
DUI	0	0					
Drunkenness	0	0					
Family-Non Violent	0	0					
Liquor Law Violations	0	0					
Peeping Tom	0	0					
Trespass	0	0					
All Other Offenses	0	0					
Total Group B	0	0					

Crime in Tennessee 2017

(*) Offenses are counted using the FBI Units of Count for Crime

(**) The 'Arrests' column shows arrests made for incidents during the selected period, regardless of arrest date. Arrest counts for the same period may change over time.

Knoxville Police Department - NIBRS Agency Crime Overview - 2017

2016 Population Estimate	186,239	Offenses (*)		Arrests (**)		
		Reported	Cleared	Adult	Juvenile	
Offense Overview		Group A Offenses				
		Crimes Against Persons				
Offense Total	22,356	Murder	33	16	10	1
Number Cleared	9,958	Negligent Manslaughter	0	0	0	0
Percent Cleared	44.54 %	Negligent Vehicular Manslaughter	0	0	0	0
Group A Crimes per 100,000 population	12,003.9	Kidnapping/Abduction	47	30	21	0
		Forcible Rape	126	44	3	2
		Forcible Sodomy	13	2	0	0
		Sexual Assault W/Object	4	1	0	0
		Forcible Fondling	84	23	3	2
		Incest	0	0	0	0
		Statutory Rape	11	2	1	0
		Aggravated Assault	1,129	636	288	16
		Simple Assault	3,062	1,516	529	60
		Intimidation	396	98	6	3
		Stalking	65	21	1	1
		Commercial Sex Acts	2	1	0	0
		Involuntary Servitude	0	0	0	0
		Crimes Against Property				
		Arson	12	6	3	2
		Bribery	3	3	2	0
		Burglary	1,676	360	258	22
		Counterfeiting/Forgery	292	90	69	1
		Destruction/Damage/Vandalism	1,860	336	96	20
		Embezzlement	109	60	28	1
		Extortion/Blackmail	15	4	2	0
		Fraud - False Pretenses	248	82	44	1
		Fraud - Credit Card/ATM	317	50	14	0
		Fraud - Impersonation	237	210	158	5
		Fraud - Welfare	1	0	0	0
		Fraud - Wire	7	1	0	0
		Fraud - Identity Theft	57	9	4	0
		Fraud - Computer Hacking/Invasion	1	0	0	0
		Robbery	373	147	79	11
		Theft - Pocket-picking	19	1	3	0
		Theft - Purse Snatching	8	1	0	0
		Theft - Shoplifting	2,739	1,893	1,586	216
		Theft From Building	1,089	226	67	7
		Theft From Coin Machine	26	7	6	0
		Theft From Motor Vehicle	1,784	124	80	10
		Theft of Motor Vehicle Parts	580	21	14	0
		Theft - All Other Larceny	1,399	236	124	8
		Motor Vehicle Theft	1,061	320	198	21
		Stolen Property Offenses	81	73	41	0
		Crimes Against Society				
		Animal Cruelty	20	9	8	0
		Drug/Narcotic Violations	1,636	1,601	1,350	65
		Drug/Narcotic Equipment Violations	1,492	1,463	853	12
		Gambling - Betting/Wagering	1	1	0	0
		Gambling - Operating/Promoting	2	2	1	0
		Gambling - Equipment Violations	0	0	0	0
		Gambling - Sports Tampering	0	0	0	0
		Pornography/Obscene Material	3	0	0	0
		Prostitution	43	43	35	0
		Prostitution Assisting/Promoting	5	4	4	0
		Purchasing Prostitution	11	11	10	0
		Weapon Law Violations	177	174	44	9
		Total Group A Offenses	22,356	9,958	6,043	496
Arrest Overview						
Total Arrests	11,240					
Adult Arrests	10,579					
Juvenile Arrests	661					
Unknown Age	0					
Arrests per 100,000 population	6,035.3					
Average number offenses/incident	1.14					
Domestic Violence Victims						
Offense	Reported	Cleared				
Murder	4	3				
Aggravated Assault	393	235				
Simple Assault	1,845	958				
Intimidation	115	42				
Stalking	20	11				
Forcible Rape	39	15				
Forcible Sodomy	5	0				
Sexual Assault W/Object	1	0				
Forcible Fondling	22	3				
Incest	0	0				
Statutory Rape	3	0				
Kidnapping/Abduction	32	20				
Commercial Sex Acts	0	0				
Involuntary Servitude	0	0				
Total	2,479	1,287				
Group B Arrests						
Offense	Adult	Juvenile				
Bad Checks	1	0				
Curfew/Vagrancy	0	12				
Disorderly Conduct	302	65				
DUI	480	2				
Drunkenness	1,096	2				
Family-Non Violent	1	0				
Liquor Law Violations	10	4				
Peeping Tom	3	0				
Trespass	218	5				
All Other Offenses	2,425	75				
Total Group B	4,536	165				

Crime in Tennessee 2017

(*) Offenses are counted using the FBI Units of Count for Crime

(**) The 'Arrests' column shows arrests made for incidents during the selected period, regardless of arrest date. Arrest counts for the same period may change over time.

LaFayette Police Department - NIBRS Agency Crime Overview - 2017

2016 Population Estimate		5,141		Offenses (*)		Arrests (**)	
				Reported	Cleared	Adult	Juvenile
Offense Overview				Group A Offenses			
Crimes Against Persons							
Offense Total	530	Murder	0	0	0	0	0
Number Cleared	366	Negligent Manslaughter	0	0	0	0	0
Percent Cleared	69.06 %	Negligent Vehicular Manslaughter	0	0	0	0	0
Group A Crimes per 100,000 population	10,309.3	Kidnapping/Abduction	1	0	0	0	0
		Forcible Rape	0	0	0	0	0
		Forcible Sodomy	0	0	0	0	0
		Sexual Assault W/Object	0	0	0	0	0
		Forcible Fondling	2	0	0	0	0
		Incest	0	0	0	0	0
		Statutory Rape	0	0	0	0	0
		Aggravated Assault	12	5	3	1	
		Simple Assault	64	53	47	3	
		Intimidation	7	3	3	0	
		Stalking	1	0	0	0	
		Commercial Sex Acts	0	0	0	0	
		Involuntary Servitude	0	0	0	0	
		Crimes Against Property					
		Arson	0	0	0	0	
		Bribery	0	0	0	0	
		Burglary	37	5	5	5	
		Counterfeiting/Forgery	3	0	0	0	
		Destruction/Damage/Vandalism	29	7	3	10	
		Embezzlement	0	0	0	0	
		Extortion/Blackmail	0	0	0	0	
		Fraud - False Pretenses	5	2	2	0	
		Fraud - Credit Card/ATM	9	1	0	0	
		Fraud - Impersonation	1	0	0	0	
		Fraud - Welfare	0	0	0	0	
		Fraud - Wire	2	0	0	0	
		Fraud - Identity Theft	3	0	0	0	
		Fraud - Computer Hacking/Invasion	0	0	0	0	
		Robbery	0	0	0	0	
		Theft - Pocket-picking	0	0	0	0	
		Theft - Purse Snatching	0	0	0	0	
		Theft - Shoplifting	85	80	75	7	
		Theft From Building	24	4	3	2	
		Theft From Coin Machine	0	0	0	0	
		Theft From Motor Vehicle	8	0	0	0	
		Theft of Motor Vehicle Parts	12	0	0	0	
		Theft - All Other Larceny	12	3	2	0	
		Motor Vehicle Theft	15	6	8	0	
		Stolen Property Offenses	0	0	0	0	
		Crimes Against Society					
		Animal Cruelty	0	0	0	0	
		Drug/Narcotic Violations	108	108	108	3	
		Drug/Narcotic Equipment Violations	78	78	25	0	
		Gambling - Betting/Wagering	0	0	0	0	
		Gambling - Operating/Promoting	0	0	0	0	
		Gambling - Equipment Violations	0	0	0	0	
		Gambling - Sports Tampering	0	0	0	0	
		Pornography/Obscene Material	0	0	0	0	
		Prostitution	0	0	0	0	
		Prostitution Assisting/Promoting	0	0	0	0	
		Purchasing Prostitution	0	0	0	0	
		Weapon Law Violations	12	11	5	0	
		Total Group A Offenses	530	366	289	31	
Domestic Violence Victims							
Offense	Reported	Cleared					
Murder	0	0					
Aggravated Assault	2	0					
Simple Assault	45	36					
Intimidation	3	2					
Stalking	1	0					
Forcible Rape	0	0					
Forcible Sodomy	0	0					
Sexual Assault W/Object	0	0					
Forcible Fondling	0	0					
Incest	0	0					
Statutory Rape	0	0					
Kidnapping/Abduction	0	0					
Commercial Sex Acts	0	0					
Involuntary Servitude	0	0					
Total	51	38					
Group B Arrests							
Offense	Adult	Juvenile					
Bad Checks	0	0					
Curfew/Vagrancy	4	0					
Disorderly Conduct	9	1					
DUI	43	0					
Drunkenness	31	0					
Family-Non Violent	0	0					
Liquor Law Violations	0	0					
Peeping Tom	0	0					
Trespass	1	0					
All Other Offenses	28	2					
Total Group B	116	3					

Crime in Tennessee 2017

(*) Offenses are counted using the FBI Units of Count for Crime

(**) The 'Arrests' column shows arrests made for incidents during the selected period, regardless of arrest date. Arrest counts for the same period may change over time.

LaFollette Police Department - NIBRS Agency Crime Overview - 2017

2016 Population Estimate		6,971		Offenses (*)		Arrests (**)	
				Reported	Cleared	Adult	Juvenile
Offense Overview				Group A Offenses			
Crimes Against Persons				Crimes Against Persons			
Offense Total	1,059	Murder	0	0	0	0	
Number Cleared	717	Negligent Manslaughter	0	0	0	0	
Percent Cleared	67.71 %	Negligent Vehicular Manslaughter	0	0	0	0	
Group A Crimes per 100,000 population	15,191.5	Kidnapping/Abduction	2	2	0	0	
		Forcible Rape	3	0	0	0	
		Forcible Sodomy	0	0	0	0	
		Sexual Assault W/Object	0	0	0	0	
		Forcible Fondling	2	0	0	0	
		Incest	0	0	0	0	
		Statutory Rape	0	0	0	0	
		Aggravated Assault	49	41	32	3	
		Simple Assault	153	99	72	8	
		Intimidation	48	25	20	0	
		Stalking	4	3	2	0	
		Commercial Sex Acts	0	0	0	0	
		Involuntary Servitude	0	0	0	0	
Arrest Overview				Crimes Against Property			
Total Arrests	989	Arson	1	1	1	0	
Adult Arrests	961	Bribery	1	1	1	0	
Juvenile Arrests	28	Burglary	75	16	17	0	
Unknown Age	0	Counterfeiting/Forgery	18	1	1	0	
Arrests per 100,000 population	14,187.3	Destruction/Damage/Vandalism	48	10	4	5	
		Embezzlement	0	0	0	0	
		Extortion/Blackmail	0	0	0	0	
		Fraud - False Pretenses	0	0	0	0	
		Fraud - Credit Card/ATM	5	3	1	0	
		Fraud - Impersonation	3	3	2	0	
		Fraud - Welfare	0	0	0	0	
		Fraud - Wire	0	0	0	0	
		Fraud - Identity Theft	0	0	0	0	
		Fraud - Computer Hacking/Invasion	0	0	0	0	
		Robbery	3	1	1	0	
		Theft - Pocket-picking	0	0	0	0	
		Theft - Purse Snatching	0	0	0	0	
		Theft - Shoplifting	58	53	55	0	
		Theft From Building	84	25	26	0	
		Theft From Coin Machine	2	1	1	0	
		Theft From Motor Vehicle	34	9	10	0	
		Theft of Motor Vehicle Parts	12	1	1	0	
		Theft - All Other Larceny	24	10	9	0	
		Motor Vehicle Theft	26	10	10	0	
		Stolen Property Offenses	0	0	0	0	
Domestic Violence Victims				Crimes Against Society			
Offense	Reported	Cleared					
Murder	0	0	Animal Cruelty	3	2	2	0
Aggravated Assault	27	24	Drug/Narcotic Violations	210	210	213	2
Simple Assault	109	72	Drug/Narcotic Equipment Violations	168	167	72	0
Intimidation	29	15	Gambling - Betting/Wagering	0	0	0	0
Stalking	4	3	Gambling - Operating/Promoting	0	0	0	0
Forcible Rape	0	0	Gambling - Equipment Violations	0	0	0	0
Forcible Sodomy	0	0	Gambling - Sports Tampering	0	0	0	0
Sexual Assault W/Object	0	0	Pornography/Obscene Material	0	0	0	0
Forcible Fondling	1	0	Prostitution	4	4	4	0
Incest	0	0	Prostitution Assisting/Promoting	0	0	0	0
Statutory Rape	0	0	Purchasing Prostitution	0	0	0	0
Kidnapping/Abduction	2	2	Weapon Law Violations	19	19	13	0
Commercial Sex Acts	0	0	Total Group A Offenses	1,059	717	570	18
Involuntary Servitude	0	0					
Total	172	116					
Group B Arrests							
Offense	Adult	Juvenile					
Bad Checks	0	0					
Curfew/Vagrancy	0	0					
Disorderly Conduct	19	2					
DUI	61	0					
Drunkenness	144	0					
Family-Non Violent	3	1					
Liquor Law Violations	15	2					
Peeping Tom	0	0					
Trespass	38	0					
All Other Offenses	111	5					
Total Group B	391	10					

Crime in Tennessee 2017

(*) Offenses are counted using the FBI Units of Count for Crime

(**) The 'Arrests' column shows arrests made for incidents during the selected period, regardless of arrest date. Arrest counts for the same period may change over time.

Lakewood Police Department - NIBRS Agency Crime Overview - 2017

2016 Population Estimate		N/A	Offenses (*)		Arrests (**)	
			Reported	Cleared	Adult	Juvenile
Offense Overview			Group A Offenses			
			Crimes Against Persons			
Offense Total	0		0	0	0	0
Number Cleared	0		0	0	0	0
Percent Cleared	0.00 %		0	0	0	0
Group A Crimes per 100,000 population	N/A		0	0	0	0
			Crimes Against Property			
Arrest Overview						
Total Arrests	0		0	0	0	0
Adult Arrests	0		0	0	0	0
Juvenile Arrests	0		0	0	0	0
Unknown Age	0		0	0	0	0
Arrests per 100,000 population	N/A		0	0	0	0
Average number offenses/incident	0.00		0	0	0	0
Domestic Violence Victims						
Offense	Reported	Cleared				
Murder	0	0	0	0	0	0
Aggravated Assault	0	0	0	0	0	0
Simple Assault	0	0	0	0	0	0
Intimidation	0	0	0	0	0	0
Stalking	0	0	0	0	0	0
Forcible Rape	0	0	0	0	0	0
Forcible Sodomy	0	0	0	0	0	0
Sexual Assault W/Object	0	0	0	0	0	0
Forcible Fondling	0	0	0	0	0	0
Incest	0	0	0	0	0	0
Statutory Rape	0	0	0	0	0	0
Kidnapping/Abduction	0	0	0	0	0	0
Commercial Sex Acts	0	0	0	0	0	0
Involuntary Servitude	0	0	0	0	0	0
Total	0	0	0	0	0	0
Group B Arrests						
Offense	Adult	Juvenile				
Bad Checks	0	0	0	0	0	0
Curfew/Vagrancy	0	0	0	0	0	0
Disorderly Conduct	0	0	0	0	0	0
DUI	0	0	0	0	0	0
Drunkenness	0	0	0	0	0	0
Family-Non Violent	0	0	0	0	0	0
Liquor Law Violations	0	0	0	0	0	0
Peeping Tom	0	0	0	0	0	0
Trespass	0	0	0	0	0	0
All Other Offenses	0	0	0	0	0	0
Total Group B	0	0	0	0	0	0
			Crimes Against Society			
			Animal Cruelty			
			Drug/Narcotic Violations			
			Drug/Narcotic Equipment Violations			
			Gambling - Betting/Wagering			
			Gambling - Operating/Promoting			
			Gambling - Equipment Violations			
			Gambling - Sports Tampering			
			Pornography/Obscene Material			
			Prostitution			
			Prostitution Assisting/Promoting			
			Purchasing Prostitution			
			Weapon Law Violations			
			0	0	0	0
			Total Group A Offenses			

Crime in Tennessee 2017

(*) Offenses are counted using the FBI Units of Count for Crime

(**) The 'Arrests' column shows arrests made for incidents during the selected period, regardless of arrest date. Arrest counts for the same period may change over time.

LaVergne Police Department - NIBRS Agency Crime Overview - 2017

2016 Population Estimate		35,071		Offenses (*)		Arrests (**)	
				Reported	Cleared	Adult	Juvenile
Offense Overview				Group A Offenses			
Crimes Against Persons							
Offense Total	2,957	Murder	2	1	1	0	
Number Cleared	1,295	Negligent Manslaughter	0	0	0	0	
Percent Cleared	43.79 %	Negligent Vehicular Manslaughter	0	0	0	0	
Group A Crimes per 100,000 population	8,431.5	Kidnapping/Abduction	12	9	1	0	
		Forcible Rape	14	0	0	0	
		Forcible Sodomy	1	0	0	0	
		Sexual Assault W/Object	0	0	0	0	
		Forcible Fondling	19	6	2	0	
		Incest	0	0	0	0	
		Statutory Rape	6	1	0	0	
		Aggravated Assault	158	94	41	5	
		Simple Assault	487	277	220	12	
		Intimidation	75	2	1	0	
		Stalking	2	0	0	0	
		Commercial Sex Acts	0	0	0	0	
		Involuntary Servitude	0	0	0	0	
		Crimes Against Property					
		Arson	3	0	0	0	
		Bribery	0	0	0	0	
		Burglary	153	15	10	13	
		Counterfeiting/Forgery	82	28	15	1	
		Destruction/Damage/Vandalism	292	37	16	3	
		Embezzlement	4	1	2	0	
		Extortion/Blackmail	2	0	0	0	
		Fraud - False Pretenses	35	4	0	0	
		Fraud - Credit Card/ATM	86	9	4	1	
		Fraud - Impersonation	51	20	14	3	
		Fraud - Welfare	2	2	2	0	
		Fraud - Wire	11	0	0	0	
		Fraud - Identity Theft	53	3	1	0	
		Fraud - Computer Hacking/Invasion	0	0	0	0	
		Robbery	26	10	12	1	
		Theft - Pocket-picking	0	0	1	0	
		Theft - Purse Snatching	0	0	0	0	
		Theft - Shoplifting	103	45	36	0	
		Theft From Building	7	2	0	0	
		Theft From Coin Machine	0	0	0	0	
		Theft From Motor Vehicle	135	7	6	9	
		Theft of Motor Vehicle Parts	43	1	2	0	
		Theft - All Other Larceny	315	41	28	2	
		Motor Vehicle Theft	95	33	14	13	
		Stolen Property Offenses	2	2	0	1	
		Crimes Against Society					
		Animal Cruelty	0	0	0	0	
		Drug/Narcotic Violations	356	344	256	13	
		Drug/Narcotic Equipment Violations	271	257	150	4	
		Gambling - Betting/Wagering	0	0	0	0	
		Gambling - Operating/Promoting	0	0	0	0	
		Gambling - Equipment Violations	0	0	0	0	
		Gambling - Sports Tampering	0	0	0	0	
		Pornography/Obscene Material	9	3	0	0	
		Prostitution	2	0	0	0	
		Prostitution Assisting/Promoting	0	0	0	0	
		Purchasing Prostitution	0	0	0	0	
		Weapon Law Violations	43	41	10	5	
		Total Group A Offenses	2,957	1,295	845	86	
Domestic Violence Victims							
Offense	Reported	Cleared					
Murder	0	0					
Aggravated Assault	53	41					
Simple Assault	258	188					
Intimidation	20	1					
Stalking	1	0					
Forcible Rape	4	0					
Forcible Sodomy	0	0					
Sexual Assault W/Object	0	0					
Forcible Fondling	3	0					
Incest	0	0					
Statutory Rape	1	0					
Kidnapping/Abduction	5	5					
Commercial Sex Acts	0	0					
Involuntary Servitude	0	0					
Total	345	235					
Group B Arrests							
Offense	Adult	Juvenile					
Bad Checks	0	0					
Curfew/Vagrancy	0	11					
Disorderly Conduct	3	2					
DUI	158	0					
Drunkenness	33	1					
Family-Non Violent	3	0					
Liquor Law Violations	43	0					
Peeping Tom	0	0					
Trespass	4	1					
All Other Offenses	63	5					
Total Group B	307	20					

Crime in Tennessee 2017

(*) Offenses are counted using the FBI Units of Count for Crime

(**) The 'Arrests' column shows arrests made for incidents during the selected period, regardless of arrest date. Arrest counts for the same period may change over time.

Lawrenceburg Police Department - NIBRS Agency Crime Overview - 2017

2016 Population Estimate		10,736		Offenses (*)		Arrests (**)	
				Reported	Cleared	Adult	Juvenile
Offense Overview				Group A Offenses			
Crimes Against Persons							
Offense Total	1,407	Murder	0	0	0	0	
Number Cleared	576	Negligent Manslaughter	1	1	1	0	
Percent Cleared	40.94 %	Negligent Vehicular Manslaughter	0	0	0	0	
Group A Crimes per 100,000 population	13,105.4	Kidnapping/Abduction	1	0	0	0	
		Forcible Rape	11	6	1	0	
		Forcible Sodomy	0	0	0	0	
		Sexual Assault W/Object	0	0	0	0	
		Forcible Fondling	10	0	0	0	
		Incest	0	0	0	0	
		Statutory Rape	0	0	0	0	
		Aggravated Assault	60	25	15	0	
		Simple Assault	247	119	81	1	
		Intimidation	70	27	9	0	
		Stalking	15	7	3	0	
		Commercial Sex Acts	0	0	0	0	
		Involuntary Servitude	0	0	0	0	
Crimes Against Property							
Domestic Violence Victims							
Offense	Reported	Cleared					
Murder	0	0	Arson	1	0	0	
Aggravated Assault	32	17	Bribery	0	0	0	
Simple Assault	190	110	Burglary	116	14	7	
Intimidation	29	16	Counterfeiting/Forgery	2	1	1	
Stalking	9	5	Destruction/Damage/Vandalism	147	35	11	
Forcible Rape	2	2	Embezzlement	7	2	0	
Forcible Sodomy	0	0	Extortion/Blackmail	1	0	0	
Sexual Assault W/Object	0	0	Fraud - False Pretenses	19	5	2	
Forcible Fondling	1	0	Fraud - Credit Card/ATM	27	3	3	
Incest	0	0	Fraud - Impersonation	4	1	0	
Statutory Rape	0	0	Fraud - Welfare	0	0	0	
Kidnapping/Abduction	0	0	Fraud - Wire	0	0	0	
Commercial Sex Acts	0	0	Fraud - Identity Theft	1	1	0	
Involuntary Servitude	0	0	Fraud - Computer Hacking/Invasion	0	0	0	
Total	263	150	Robbery	3	1	0	
			Theft - Pocket-picking	0	0	0	
			Theft - Purse Snatching	0	0	0	
			Theft - Shoplifting	172	114	123	
			Theft From Building	107	23	6	
			Theft From Coin Machine	0	0	0	
			Theft From Motor Vehicle	71	4	2	
			Theft of Motor Vehicle Parts	10	0	0	
			Theft - All Other Larceny	61	5	4	
			Motor Vehicle Theft	24	6	3	
			Stolen Property Offenses	0	0	0	
			Crimes Against Society				
			Animal Cruelty	0	0	0	
			Drug/Narcotic Violations	111	92	71	
			Drug/Narcotic Equipment Violations	81	65	7	
			Gambling - Betting/Wagering	0	0	0	
			Gambling - Operating/Promoting	0	0	0	
			Gambling - Equipment Violations	0	0	0	
			Gambling - Sports Tampering	0	0	0	
			Pornography/Obscene Material	6	2	1	
			Prostitution	0	0	0	
			Prostitution Assisting/Promoting	0	0	0	
			Purchasing Prostitution	0	0	0	
			Weapon Law Violations	21	17	5	
			Total Group A Offenses	1,407	576	356	
						15	
Group B Arrests							
Offense	Adult	Juvenile					
Bad Checks	0	0					
Curfew/Vagrancy	0	1					
Disorderly Conduct	4	0					
DUI	31	0					
Drunkenness	52	0					
Family-Non Violent	2	1					
Liquor Law Violations	1	1					
Peeping Tom	0	0					
Trespass	9	0					
All Other Offenses	19	3					
Total Group B	118	6					

Crime in Tennessee 2017

(*) Offenses are counted using the FBI Units of Count for Crime

(**) The 'Arrests' column shows arrests made for incidents during the selected period, regardless of arrest date. Arrest counts for the same period may change over time.

Lebanon Police Department - NIBRS Agency Crime Overview - 2017

2016 Population Estimate		31,317		Offenses (*)		Arrests (**)	
				Reported	Cleared	Adult	Juvenile
Offense Overview				Group A Offenses			
				Crimes Against Persons			
Offense Total	3,184	Murder		3	0	0	0
Number Cleared	1,334	Negligent Manslaughter		0	0	0	0
Percent Cleared	41.90 %	Negligent Vehicular Manslaughter		0	0	0	0
Group A Crimes per 100,000 population	10,167.0	Kidnapping/Abduction		6	5	3	0
		Forcible Rape		8	5	0	0
		Forcible Sodomy		6	4	1	0
		Sexual Assault W/Object		8	6	1	0
		Forcible Fondling		16	13	2	2
		Incest		0	0	0	0
		Statutory Rape		3	3	1	0
		Aggravated Assault		188	113	65	4
		Simple Assault		489	165	118	8
		Intimidation		108	20	4	0
		Stalking		4	4	2	0
		Commercial Sex Acts		0	0	0	0
		Involuntary Servitude		0	0	0	0
		Crimes Against Property					
		Arson		3	1	1	0
		Bribery		2	2	1	0
		Burglary		128	16	11	1
		Counterfeiting/Forgery		39	12	5	0
		Destruction/Damage/Vandalism		254	47	13	3
		Embezzlement		49	22	13	0
		Extortion/Blackmail		1	0	0	0
		Fraud - False Pretenses		121	23	7	0
		Fraud - Credit Card/ATM		107	26	6	0
		Fraud - Impersonation		29	21	16	1
		Fraud - Welfare		0	0	0	0
		Fraud - Wire		10	0	0	0
		Fraud - Identity Theft		75	23	0	0
		Fraud - Computer Hacking/Invasion		0	0	0	0
		Robbery		16	7	6	0
		Theft - Pocket-picking		2	1	0	0
		Theft - Purse Snatching		1	0	0	0
		Theft - Shoplifting		217	82	76	3
		Theft From Building		181	32	16	0
		Theft From Coin Machine		4	0	0	0
		Theft From Motor Vehicle		190	31	21	0
		Theft of Motor Vehicle Parts		27	2	2	0
		Theft - All Other Larceny		117	10	11	0
		Motor Vehicle Theft		88	32	15	5
		Stolen Property Offenses		1	1	1	0
		Crimes Against Society					
		Animal Cruelty		2	2	3	0
		Drug/Narcotic Violations		350	315	286	14
		Drug/Narcotic Equipment Violations		239	213	69	0
		Gambling - Betting/Wagering		0	0	0	0
		Gambling - Operating/Promoting		0	0	0	0
		Gambling - Equipment Violations		0	0	0	0
		Gambling - Sports Tampering		0	0	0	0
		Pornography/Obscene Material		7	5	1	0
		Prostitution		1	1	1	0
		Prostitution Assisting/Promoting		0	0	0	0
		Purchasing Prostitution		0	0	0	0
		Weapon Law Violations		84	69	13	4
		Total Group A Offenses		3,184	1,334	791	45
Domestic Violence Victims							
Offense	Reported	Cleared					
Murder	0	0					
Aggravated Assault	80	46					
Simple Assault	330	120					
Intimidation	37	10					
Stalking	3	3					
Forcible Rape	1	0					
Forcible Sodomy	2	2					
Sexual Assault W/Object	4	4					
Forcible Fondling	5	4					
Incest	0	0					
Statutory Rape	1	1					
Kidnapping/Abduction	4	3					
Commercial Sex Acts	0	0					
Involuntary Servitude	0	0					
Total	467	193					
Group B Arrests							
Offense	Adult	Juvenile					
Bad Checks	0	0					
Curfew/Vagrancy	0	1					
Disorderly Conduct	27	0					
DUI	143	0					
Drunkenness	228	1					
Family-Non Violent	1	0					
Liquor Law Violations	16	0					
Peeping Tom	0	0					
Trespass	32	0					
All Other Offenses	150	6					
Total Group B	597	8					

Crime in Tennessee 2017

(*) Offenses are counted using the FBI Units of Count for Crime

(**) The 'Arrests' column shows arrests made for incidents during the selected period, regardless of arrest date. Arrest counts for the same period may change over time.

Lenoir City Police Department - NIBRS Agency Crime Overview - 2017

2016 Population Estimate		9,106		Offenses (*)		Arrests (**)		
Offense Overview		Group A Offenses		Reported	Cleared	Adult	Juvenile	
Offense Total	1,018	Crimes Against Persons						
Number Cleared	365	Murder		0	0	0	0	
Percent Cleared	35.85 %	Negligent Manslaughter		0	0	0	0	
Group A Crimes per 100,000 population	11,179.4	Negligent Vehicular Manslaughter		0	0	0	0	
		Kidnapping/Abduction		8	5	1	0	
		Forcible Rape		7	4	2	0	
		Forcible Sodomy		1	0	0	0	
		Sexual Assault W/Object		0	0	0	0	
		Forcible Fondling		14	10	2	4	
		Incest		0	0	0	0	
		Statutory Rape		1	1	1	0	
		Aggravated Assault		14	11	8	0	
		Simple Assault		187	54	32	9	
		Intimidation		70	12	6	1	
		Stalking		4	1	0	0	
		Commercial Sex Acts		0	0	0	0	
		Involuntary Servitude		0	0	0	0	
		Crimes Against Property						
		Arson		2	2	1	0	
		Bribery		0	0	0	0	
		Burglary		43	1	0	0	
		Counterfeiting/Forgery		39	7	7	0	
		Destruction/Damage/Vandalism		69	13	5	2	
		Embezzlement		10	5	5	0	
		Extortion/Blackmail		2	0	0	0	
		Fraud - False Pretenses		74	12	6	0	
		Fraud - Credit Card/ATM		59	16	4	0	
		Fraud - Impersonation		15	1	1	0	
		Fraud - Welfare		0	0	0	0	
		Fraud - Wire		8	0	0	0	
		Fraud - Identity Theft		9	0	0	0	
		Fraud - Computer Hacking/Invasion		0	0	0	0	
		Robbery		5	2	3	0	
		Theft - Pocket-picking		1	0	0	0	
		Theft - Purse Snatching		0	0	0	0	
		Theft - Shoplifting		76	69	76	0	
		Theft From Building		62	10	4	4	
		Theft From Coin Machine		3	0	0	0	
		Theft From Motor Vehicle		32	2	0	0	
		Theft of Motor Vehicle Parts		14	0	0	0	
		Theft - All Other Larceny		41	2	2	0	
		Motor Vehicle Theft		22	5	3	0	
		Stolen Property Offenses		0	0	0	0	
		Crimes Against Society						
		Animal Cruelty		0	0	0	0	
		Drug/Narcotic Violations		63	62	55	4	
		Drug/Narcotic Equipment Violations		51	49	11	2	
		Gambling - Betting/Wagering		0	0	0	0	
		Gambling - Operating/Promoting		0	0	0	0	
		Gambling - Equipment Violations		0	0	0	0	
		Gambling - Sports Tampering		0	0	0	0	
		Pornography/Obscene Material		3	0	0	0	
		Prostitution		0	0	0	0	
		Prostitution Assisting/Promoting		0	0	0	0	
		Purchasing Prostitution		1	1	1	0	
		Weapon Law Violations		8	8	4	1	
		Total Group A Offenses		1,018	365	240	27	
Domestic Violence Victims								
Offense	Reported	Cleared						
Murder	0	0						
Aggravated Assault	5	4						
Simple Assault	134	45						
Intimidation	24	7						
Stalking	2	0						
Forcible Rape	3	0						
Forcible Sodomy	0	0						
Sexual Assault W/Object	0	0						
Forcible Fondling	0	0						
Incest	0	0						
Statutory Rape	0	0						
Kidnapping/Abduction	3	2						
Commercial Sex Acts	0	0						
Involuntary Servitude	0	0						
Total	171	58						
Group B Arrests								
Offense	Adult	Juvenile						
Bad Checks	1	0						
Curfew/Vagrancy	0	0						
Disorderly Conduct	7	1						
DUI	39	0						
Drunkenness	50	0						
Family-Non Violent	0	0						
Liquor Law Violations	3	0						
Peeping Tom	0	0						
Trespass	6	0						
All Other Offenses	439	0						
Total Group B	545	1						

Crime in Tennessee 2017

(*) Offenses are counted using the FBI Units of Count for Crime

(**) The 'Arrests' column shows arrests made for incidents during the selected period, regardless of arrest date. Arrest counts for the same period may change over time.

Lewisburg Police Department - NIBRS Agency Crime Overview - 2017

2016 Population Estimate		11,600		Offenses (*)		Arrests (**)	
				Reported	Cleared	Adult	Juvenile
Offense Overview				Group A Offenses			
Crimes Against Persons							
Offense Total	925	Murder	1	1	1	0	
Number Cleared	445	Negligent Manslaughter	0	0	0	0	
Percent Cleared	48.11 %	Negligent Vehicular Manslaughter	0	0	0	0	
Group A Crimes per 100,000 population	7,974.1	Kidnapping/Abduction	5	4	5	0	
		Forcible Rape	2	1	1	0	
		Forcible Sodomy	0	0	0	0	
		Sexual Assault W/Object	0	0	0	0	
		Forcible Fondling	9	5	3	0	
		Incest	1	1	1	0	
		Statutory Rape	2	1	1	0	
		Aggravated Assault	70	44	32	2	
		Simple Assault	230	149	127	7	
		Intimidation	49	20	16	1	
		Stalking	0	0	0	0	
		Commercial Sex Acts	0	0	0	0	
		Involuntary Servitude	0	0	0	0	
Arrest Overview				Crimes Against Property			
Domestic Violence Victims				Arson			
Offense		Reported	Cleared	Bribery		0	
Murder	0	0	Burglary		57		
Aggravated Assault	23	21	Counterfeiting/Forgery		24		
Simple Assault	150	115	Destruction/Damage/Vandalism		78		
Intimidation	25	14	Embezzlement		0		
Stalking	0	0	Extortion/Blackmail		0		
Forcible Rape	0	0	Fraud - False Pretenses		5		
Forcible Sodomy	0	0	Fraud - Credit Card/ATM		13		
Sexual Assault W/Object	0	0	Fraud - Impersonation		13		
Forcible Fondling	5	5	Fraud - Welfare		0		
Incest	1	1	Fraud - Wire		0		
Statutory Rape	0	0	Fraud - Identity Theft		0		
Kidnapping/Abduction	3	3	Fraud - Computer Hacking/Invasion		0		
Commercial Sex Acts	0	0	Robbery		6		
Involuntary Servitude	0	0	Theft - Pocket-picking		0		
Total	207	159	Theft - Purse Snatching		0		
Group B Arrests				Theft - Shoplifting		57	
Offense		Adult	Juvenile	Theft From Building		64	
Bad Checks	0	0	Theft From Coin Machine		2		
Curfew/Vagrancy	0	3	Theft From Motor Vehicle		22		
Disorderly Conduct	15	0	Theft of Motor Vehicle Parts		3		
DUI	47	1	Theft - All Other Larceny		49		
Drunkenness	71	0	Motor Vehicle Theft		12		
Family-Non Violent	1	0	Stolen Property Offenses		0		
Liquor Law Violations	4	3	Crimes Against Society				
Peeping Tom	0	0	Animal Cruelty		1		
Trespass	13	0	Drug/Narcotic Violations		138		
All Other Offenses	283	0	Drug/Narcotic Equipment Violations		9		
Total Group B	434	7	Gambling - Betting/Wagering		0		
				Gambling - Operating/Promoting		0	
				Gambling - Equipment Violations		0	
				Gambling - Sports Tampering		0	
				Pornography/Obscene Material		1	
				Prostitution		0	
				Prostitution Assisting/Promoting		0	
				Purchasing Prostitution		0	
				Weapon Law Violations		1	
				Total Group A Offenses		925	
						445	
						408	
						29	

Crime in Tennessee 2017

(*) Offenses are counted using the FBI Units of Count for Crime

(**) The 'Arrests' column shows arrests made for incidents during the selected period, regardless of arrest date. Arrest counts for the same period may change over time.

Lexington Police Department - NIBRS Agency Crime Overview - 2017

2016 Population Estimate		7,769		Offenses (*)		Arrests (**)	
Offense Overview		Group A Offenses		Reported	Cleared	Adult	Juvenile
Offense Total	978	Crimes Against Persons					
Number Cleared	676	Murder		0	0	0	0
Percent Cleared	69.12 %	Negligent Manslaughter		0	0	0	0
Group A Crimes per 100,000 population	12,588.5	Negligent Vehicular Manslaughter		0	0	0	0
		Kidnapping/Abduction		4	4	0	0
		Forcible Rape		3	1	0	0
		Forcible Sodomy		0	0	0	0
		Sexual Assault W/Object		0	0	0	0
		Forcible Fondling		2	0	0	0
		Incest		0	0	0	0
		Statutory Rape		1	1	0	0
		Aggravated Assault		64	60	33	1
		Simple Assault		177	156	76	4
		Intimidation		78	57	20	0
		Stalking		3	3	0	0
		Commercial Sex Acts		0	0	0	0
		Involuntary Servitude		0	0	0	0
		Crimes Against Property					
		Arson		0	0	0	0
		Bribery		0	0	0	0
		Burglary		37	13	8	2
		Counterfeiting/Forgery		29	13	3	0
		Destruction/Damage/Vandalism		93	51	10	68
		Embezzlement		3	2	1	0
		Extortion/Blackmail		0	0	0	0
		Fraud - False Pretenses		26	14	1	0
		Fraud - Credit Card/ATM		8	7	1	0
		Fraud - Impersonation		12	12	5	0
		Fraud - Welfare		0	0	0	0
		Fraud - Wire		0	0	0	0
		Fraud - Identity Theft		9	7	5	0
		Fraud - Computer Hacking/Invasion		0	0	0	0
		Robbery		3	2	3	0
		Theft - Pocket-picking		0	0	0	0
		Theft - Purse Snatching		0	0	0	0
		Theft - Shoplifting		93	88	82	20
		Theft From Building		49	17	15	3
		Theft From Coin Machine		1	0	0	0
		Theft From Motor Vehicle		18	6	4	0
		Theft of Motor Vehicle Parts		7	2	1	0
		Theft - All Other Larceny		62	21	26	0
		Motor Vehicle Theft		27	21	14	0
		Stolen Property Offenses		6	2	5	0
		Crimes Against Society					
		Animal Cruelty		0	0	0	0
		Drug/Narcotic Violations		115	70	68	4
		Drug/Narcotic Equipment Violations		41	39	5	0
		Gambling - Betting/Wagering		0	0	0	0
		Gambling - Operating/Promoting		0	0	0	0
		Gambling - Equipment Violations		0	0	0	0
		Gambling - Sports Tampering		0	0	0	0
		Pornography/Obscene Material		0	0	0	0
		Prostitution		0	0	0	0
		Prostitution Assisting/Promoting		0	0	0	0
		Purchasing Prostitution		0	0	0	0
		Weapon Law Violations		7	7	5	0
		Total Group A Offenses		978	676	391	102

Domestic Violence Victims		Reported	Cleared
Murder	0	0	0
Aggravated Assault	20	19	19
Simple Assault	89	83	83
Intimidation	21	19	19
Stalking	1	1	1
Forcible Rape	1	0	0
Forcible Sodomy	0	0	0
Sexual Assault W/Object	0	0	0
Forcible Fondling	0	0	0
Incest	0	0	0
Statutory Rape	0	0	0
Kidnapping/Abduction	4	4	4
Commercial Sex Acts	0	0	0
Involuntary Servitude	0	0	0
Total	136	126	126

Group B Arrests		
Offense	Adult	Juvenile
Bad Checks	0	0
Curfew/Vagrancy	0	9
Disorderly Conduct	1	0
DUI	38	1
Drunkenness	40	0
Family-Non Violent	4	0
Liquor Law Violations	8	6
Peeping Tom	0	0
Trespass	11	2
All Other Offenses	38	12
Total Group B	140	30

Crime in Tennessee 2017

(*) Offenses are counted using the FBI Units of Count for Crime

(**) The 'Arrests' column shows arrests made for incidents during the selected period, regardless of arrest date. Arrest counts for the same period may change over time.

Livingston Police Department - NIBRS Agency Crime Overview - 2017

2016 Population Estimate	4,062	Offenses (*)		Arrests (**)		
		Reported	Cleared	Adult	Juvenile	
Offense Overview		Group A Offenses				
Crimes Against Persons		Crimes Against Persons				
Offense Total	328	Murder	0	0	0	0
Number Cleared	245	Negligent Manslaughter	0	0	0	0
Percent Cleared	74.70 %	Negligent Vehicular Manslaughter	0	0	0	0
Group A Crimes per 100,000 population	8,074.8	Kidnapping/Abduction	0	0	0	0
		Forcible Rape	3	3	1	0
		Forcible Sodomy	0	0	0	0
		Sexual Assault W/Object	0	0	0	0
		Forcible Fondling	0	0	0	0
Arrest Overview		Incest	0	0	0	0
Total Arrests	364	Statutory Rape	0	0	0	0
Adult Arrests	357	Aggravated Assault	25	25	17	0
Juvenile Arrests	7	Simple Assault	40	33	28	2
Unknown Age	0	Intimidation	4	3	3	0
Arrests per 100,000 population	8,961.1	Stalking	6	4	4	0
		Commercial Sex Acts	0	0	0	0
		Involuntary Servitude	0	0	0	0
Average number offenses/incident	1.32	Crimes Against Property				
Domestic Violence Victims		Arson	1	1	1	0
Offense	Reported	Cleared	Bribery	0	0	0
Murder	0	0	Burglary	16	8	8
Aggravated Assault	15	15	Counterfeiting/Forgery	4	4	4
Simple Assault	26	22	Destruction/Damage/Vandalism	14	4	4
Intimidation	1	0	Embezzlement	1	1	1
Stalking	4	4	Extortion/Blackmail	0	0	0
Forcible Rape	0	0	Fraud - False Pretenses	16	10	6
Forcible Sodomy	0	0	Fraud - Credit Card/ATM	2	2	0
Sexual Assault W/Object	0	0	Fraud - Impersonation	5	4	2
Forcible Fondling	0	0	Fraud - Welfare	0	0	0
Incest	0	0	Fraud - Wire	0	0	0
Statutory Rape	0	0	Fraud - Identity Theft	0	0	0
Kidnapping/Abduction	0	0	Fraud - Computer Hacking/Invasion	0	0	0
Commercial Sex Acts	0	0	Robbery	0	0	0
Involuntary Servitude	0	0	Theft - Pocket-picking	0	0	0
Total	46	41	Theft - Purse Snatching	0	0	0
			Theft - Shoplifting	24	19	21
Group B Arrests			Theft From Building	20	11	2
Offense	Adult	Juvenile	Theft From Coin Machine	0	0	0
Bad Checks	1	0	Theft From Motor Vehicle	14	4	3
Curfew/Vagrancy	0	1	Theft of Motor Vehicle Parts	2	1	0
Disorderly Conduct	13	2	Theft - All Other Larceny	15	4	2
DUI	22	0	Motor Vehicle Theft	11	9	5
Drunkenness	29	1	Stolen Property Offenses	0	0	0
Family-Non Violent	1	0	Crimes Against Society			
Liquor Law Violations	0	0	Animal Cruelty	0	0	0
Peeping Tom	0	0	Drug/Narcotic Violations	55	50	51
Trespass	8	0	Drug/Narcotic Equipment Violations	44	39	15
All Other Offenses	103	1	Gambling - Betting/Wagering	0	0	0
Total Group B	177	5	Gambling - Operating/Promoting	0	0	0
			Gambling - Equipment Violations	0	0	0
			Gambling - Sports Tampering	0	0	0
			Pornography/Obscene Material	0	0	0
			Prostitution	0	0	0
			Prostitution Assisting/Promoting	0	0	0
			Purchasing Prostitution	0	0	0
			Weapon Law Violations	6	6	2
			Total Group A Offenses	328	245	180
						2

Crime in Tennessee 2017

(*) Offenses are counted using the FBI Units of Count for Crime

(**) The 'Arrests' column shows arrests made for incidents during the selected period, regardless of arrest date. Arrest counts for the same period may change over time.

Lookout Mountain Police Department - NIBRS Agency Crime Overview - 2017

2016 Population Estimate		1,888		Offenses (*)		Arrests (**)		
				Reported	Cleared	Adult	Juvenile	
Offense Overview				Group A Offenses				
				Crimes Against Persons				
Offense Total	36	Murder		0	0	0	0	
Number Cleared	23	Negligent Manslaughter		0	0	0	0	
Percent Cleared	63.89 %	Negligent Vehicular Manslaughter		0	0	0	0	
Group A Crimes per 100,000 population	1,906.8	Kidnapping/Abduction		0	0	0	0	
		Forcible Rape		0	0	0	0	
		Forcible Sodomy		0	0	0	0	
		Sexual Assault W/Object		0	0	0	0	
		Forcible Fondling		0	0	0	0	
		Incest		0	0	0	0	
		Statutory Rape		0	0	0	0	
		Aggravated Assault		0	0	0	0	
		Simple Assault		2	1	1	0	
		Intimidation		0	0	0	0	
		Stalking		0	0	0	0	
		Commercial Sex Acts		0	0	0	0	
		Involuntary Servitude		0	0	0	0	
		Crimes Against Property						
		Arson		0	0	0	0	
		Bribery		0	0	0	0	
		Burglary		0	0	0	0	
		Counterfeiting/Forgery		0	0	0	0	
		Destruction/Damage/Vandalism		0	0	0	0	
		Embezzlement		0	0	0	0	
		Extortion/Blackmail		0	0	0	0	
		Fraud - False Pretenses		0	0	0	0	
		Fraud - Credit Card/ATM		1	0	0	0	
		Fraud - Impersonation		0	0	0	0	
		Fraud - Welfare		0	0	0	0	
		Fraud - Wire		1	0	0	0	
		Fraud - Identity Theft		0	0	0	0	
		Fraud - Computer Hacking/Invasion		0	0	0	0	
		Robbery		0	0	0	0	
		Theft - Pocket-picking		0	0	0	0	
		Theft - Purse Snatching		0	0	0	0	
		Theft - Shoplifting		0	0	0	0	
		Theft From Building		3	0	0	0	
		Theft From Coin Machine		0	0	0	0	
		Theft From Motor Vehicle		17	14	1	3	
		Theft of Motor Vehicle Parts		1	0	0	0	
		Theft - All Other Larceny		3	0	0	0	
		Motor Vehicle Theft		0	0	0	0	
		Stolen Property Offenses		0	0	0	0	
		Crimes Against Society						
		Animal Cruelty		0	0	0	0	
		Drug/Narcotic Violations		6	6	6	0	
		Drug/Narcotic Equipment Violations		1	1	0	0	
		Gambling - Betting/Wagering		0	0	0	0	
		Gambling - Operating/Promoting		0	0	0	0	
		Gambling - Equipment Violations		0	0	0	0	
		Gambling - Sports Tampering		0	0	0	0	
		Pornography/Obscene Material		0	0	0	0	
		Prostitution		0	0	0	0	
		Prostitution Assisting/Promoting		0	0	0	0	
		Purchasing Prostitution		0	0	0	0	
		Weapon Law Violations		1	1	0	0	
		Total Group A Offenses		36	23	8	3	
Domestic Violence Victims								
Offense	Reported	Cleared						
Murder	0	0	Burglary	0	0	0	0	
Aggravated Assault	0	0	Counterfeiting/Forgery	0	0	0	0	
Simple Assault	2	1	Destruction/Damage/Vandalism	0	0	0	0	
Intimidation	0	0	Embezzlement	0	0	0	0	
Stalking	0	0	Extortion/Blackmail	0	0	0	0	
Forcible Rape	0	0	Fraud - False Pretenses	0	0	0	0	
Forcible Sodomy	0	0	Fraud - Credit Card/ATM	1	0	0	0	
Sexual Assault W/Object	0	0	Fraud - Impersonation	0	0	0	0	
Forcible Fondling	0	0	Fraud - Welfare	0	0	0	0	
Incest	0	0	Fraud - Wire	1	0	0	0	
Statutory Rape	0	0	Fraud - Identity Theft	0	0	0	0	
Kidnapping/Abduction	0	0	Fraud - Computer Hacking/Invasion	0	0	0	0	
Commercial Sex Acts	0	0	Robbery	0	0	0	0	
Involuntary Servitude	0	0	Theft - Pocket-picking	0	0	0	0	
Total	2	1	Theft - Purse Snatching	0	0	0	0	
			Theft - Shoplifting	0	0	0	0	
			Theft From Building	3	0	0	0	
			Theft From Coin Machine	0	0	0	0	
			Theft From Motor Vehicle	17	14	1	3	
			Theft of Motor Vehicle Parts	1	0	0	0	
			Theft - All Other Larceny	3	0	0	0	
			Motor Vehicle Theft	0	0	0	0	
			Stolen Property Offenses	0	0	0	0	
			Crimes Against Society					
			Animal Cruelty	0	0	0	0	
			Drug/Narcotic Violations	6	6	6	0	
			Drug/Narcotic Equipment Violations	1	1	0	0	
			Gambling - Betting/Wagering	0	0	0	0	
			Gambling - Operating/Promoting	0	0	0	0	
			Gambling - Equipment Violations	0	0	0	0	
			Gambling - Sports Tampering	0	0	0	0	
			Pornography/Obscene Material	0	0	0	0	
			Prostitution	0	0	0	0	
			Prostitution Assisting/Promoting	0	0	0	0	
			Purchasing Prostitution	0	0	0	0	
			Weapon Law Violations	1	1	0	0	
			Total Group A Offenses	36	23	8	3	
Group B Arrests								
Offense	Adult	Juvenile						
Bad Checks	0	0						
Curfew/Vagrancy	0	0						
Disorderly Conduct	0	0						
DUI	0	0						
Drunkenness	0	0						
Family-Non Violent	0	0						
Liquor Law Violations	0	0						
Peeping Tom	0	0						
Trespass	0	0						
All Other Offenses	0	0						
Total Group B	0	0						

Crime in Tennessee 2017

(*) Offenses are counted using the FBI Units of Count for Crime

(**) The 'Arrests' column shows arrests made for incidents during the selected period, regardless of arrest date. Arrest counts for the same period may change over time.

Loretto Police Department - NIBRS Agency Crime Overview - 2017

2016 Population Estimate		1,752		Offenses (*)		Arrests (**)	
				Reported	Cleared	Adult	Juvenile
Offense Overview				Group A Offenses			
Crimes Against Persons							
Offense Total	118	Murder	0	0	0	0	
Number Cleared	35	Negligent Manslaughter	0	0	0	0	
Percent Cleared	29.66 %	Negligent Vehicular Manslaughter	0	0	0	0	
Group A Crimes per 100,000 population	6,735.2	Kidnapping/Abduction	1	1	0	0	
		Forcible Rape	0	0	0	0	
		Forcible Sodomy	0	0	0	0	
		Sexual Assault W/Object	0	0	0	0	
		Forcible Fondling	3	0	0	0	
Arrest Overview		Incest	0	0	0	0	
Total Arrests	34	Statutory Rape	0	0	0	0	
Adult Arrests	34	Aggravated Assault	6	2	1	0	
Juvenile Arrests	0	Simple Assault	20	11	10	0	
Unknown Age	0	Intimidation	2	0	0	0	
Arrests per 100,000 population	1,940.6	Stalking	0	0	0	0	
		Commercial Sex Acts	0	0	0	0	
		Involuntary Servitude	0	0	0	0	
Average number offenses/incident	1.34	Crimes Against Property					
Domestic Violence Victims				Arson			
Offense	Reported	Cleared	Bribery				
Murder	0	0	Burglary				
Aggravated Assault	2	0	Counterfeiting/Forgery				
Simple Assault	17	11	Destruction/Damage/Vandalism				
Intimidation	2	0	Embezzlement				
Stalking	0	0	Extortion/Blackmail				
Forcible Rape	0	0	Fraud - False Pretenses				
Forcible Sodomy	0	0	Fraud - Credit Card/ATM				
Sexual Assault W/Object	0	0	Fraud - Impersonation				
Forcible Fondling	3	0	Fraud - Welfare				
Incest	0	0	Fraud - Wire				
Statutory Rape	0	0	Fraud - Identity Theft				
Kidnapping/Abduction	0	0	Fraud - Computer Hacking/Invasion				
Commercial Sex Acts	0	0	Robbery				
Involuntary Servitude	0	0	Theft - Pocket-picking				
Total	24	11	Theft - Purse Snatching				
Group B Arrests				Theft - Shoplifting			
Offense	Adult	Juvenile	Theft From Building				
Bad Checks	0	0	Theft From Coin Machine				
Curfew/Vagrancy	0	0	Theft From Motor Vehicle				
Disorderly Conduct	0	0	Theft of Motor Vehicle Parts				
DUI	5	0	Theft - All Other Larceny				
Drunkenness	2	0	Motor Vehicle Theft				
Family-Non Violent	0	0	Stolen Property Offenses				
Liquor Law Violations	0	0	Crimes Against Society				
Peeping Tom	0	0	Animal Cruelty				
Trespass	0	0	Drug/Narcotic Violations				
All Other Offenses	1	0	Drug/Narcotic Equipment Violations				
Total Group B	8	0	Gambling - Betting/Wagering				
			Gambling - Operating/Promoting				
			Gambling - Equipment Violations				
			Gambling - Sports Tampering				
			Pornography/Obscene Material				
			Prostitution				
			Prostitution Assisting/Promoting				
			Purchasing Prostitution				
			Weapon Law Violations				
			118	35	26	0	

Crime in Tennessee 2017

(*) Offenses are counted using the FBI Units of Count for Crime

(**) The 'Arrests' column shows arrests made for incidents during the selected period, regardless of arrest date. Arrest counts for the same period may change over time.

Loudon Police Department - NIBRS Agency Crime Overview - 2017

2016 Population Estimate		5,750	Offenses (*)		Arrests (**)	
			Reported	Cleared	Adult	Juvenile
Offense Overview			Group A Offenses			
			Crimes Against Persons			
Offense Total	168		1	1	3	0
Number Cleared	84		0	0	0	0
Percent Cleared	50.00 %		0	0	0	0
Group A Crimes per 100,000 population	2,921.7		0	0	0	0
			0	0	0	0
Arrest Overview			Crimes Against Property			
Total Arrests	129		0	0	0	0
Adult Arrests	127		0	0	0	0
Juvenile Arrests	2		4	4	4	0
Unknown Age	0		18	13	12	0
Arrests per 100,000 population	2,243.5		20	3	2	0
Average number offenses/incident	1.02		0	0	0	0
			0	0	0	0
			0	0	0	0
Domestic Violence Victims			Crimes Against Society			
Offense	Reported	Cleared	Arson	0	0	0
Murder	0	0	Bribery	0	0	0
Aggravated Assault	2	2	Burglary	4	2	2
Simple Assault	10	10	Counterfeiting/Forgery	1	1	1
Intimidation	4	1	Destruction/Damage/Vandalism	17	3	0
Stalking	0	0	Embezzlement	0	0	0
Forcible Rape	0	0	Extortion/Blackmail	0	0	0
Forcible Sodomy	0	0	Fraud - False Pretenses	0	0	0
Sexual Assault W/Object	0	0	Fraud - Credit Card/ATM	3	2	2
Forcible Fondling	0	0	Fraud - Impersonation	1	0	0
Incest	0	0	Fraud - Welfare	0	0	0
Statutory Rape	0	0	Fraud - Wire	0	0	0
Kidnapping/Abduction	0	0	Fraud - Identity Theft	0	0	0
Commercial Sex Acts	0	0	Fraud - Computer Hacking/Invasion	0	0	0
Involuntary Servitude	0	0	Robbery	0	0	0
Total	16	13	Theft - Pocket-picking	0	0	0
			Theft - Purse Snatching	0	0	0
			Theft - Shoplifting	11	6	6
Group B Arrests			Theft From Building	35	11	11
Offense	Adult	Juvenile	Theft From Coin Machine	0	0	0
Bad Checks	0	0	Theft From Motor Vehicle	20	12	5
Curfew/Vagrancy	0	0	Theft of Motor Vehicle Parts	0	0	0
Disorderly Conduct	1	0	Theft - All Other Larceny	5	1	1
DUI	25	0	Motor Vehicle Theft	6	4	5
Drunkenness	25	0	Stolen Property Offenses	0	0	0
Family-Non Violent	0	0	Crimes Against Society			
Liquor Law Violations	0	0	Animal Cruelty	0	0	0
Peeping Tom	0	0	Drug/Narcotic Violations	15	14	15
Trespass	0	0	Drug/Narcotic Equipment Violations	7	7	7
All Other Offenses	0	0	Gambling - Betting/Wagering	0	0	0
Total Group B	51	0	Gambling - Operating/Promoting	0	0	0
			Gambling - Equipment Violations	0	0	0
			Gambling - Sports Tampering	0	0	0
			Pornography/Obscene Material	0	0	0
			Prostitution	0	0	0
			Prostitution Assisting/Promoting	0	0	0
			Purchasing Prostitution	0	0	0
			Weapon Law Violations	0	0	0
			Total Group A Offenses	168	84	76
					2	

Crime in Tennessee 2017

(*) Offenses are counted using the FBI Units of Count for Crime

(**) The 'Arrests' column shows arrests made for incidents during the selected period, regardless of arrest date. Arrest counts for the same period may change over time.

Madisonville Police Department - NIBRS Agency Crime Overview - 2017

2016 Population Estimate		4,770		Offenses (*)		Arrests (**)		
				Reported	Cleared	Adult	Juvenile	
Offense Overview				Group A Offenses				
Crimes Against Persons				Crimes Against Persons				
Offense Total	647	Murder	0	0	0	0		
Number Cleared	263	Negligent Manslaughter	0	0	0	0		
Percent Cleared	40.65 %	Negligent Vehicular Manslaughter	0	0	0	0		
Group A Crimes per 100,000 population	13,563.9	Kidnapping/Abduction	0	0	0	0		
		Forcible Rape	0	0	0	0		
		Forcible Sodomy	0	0	0	0		
		Sexual Assault W/Object	0	0	0	0		
Arrest Overview		Forcible Fondling	6	1	1	0		
Total Arrests	368	Incest	0	0	0	0		
Adult Arrests	357	Statutory Rape	2	1	1	0		
Juvenile Arrests	11	Aggravated Assault	18	9	6	1		
Unknown Age	0	Simple Assault	85	37	31	3		
Arrests per 100,000 population	7,714.9	Intimidation	56	4	4	0		
		Stalking	5	0	0	0		
		Commercial Sex Acts	0	0	0	0		
Average number offenses/incident	1.10	Involuntary Servitude	0	0	0	0		
		Crimes Against Property						
Domestic Violence Victims				Arson	0	0	0	0
Offense	Reported	Cleared	Bribery	0	0	0	0	
Murder	0	0	Burglary	62	13	11	3	
Aggravated Assault	10	7	Counterfeiting/Forgery	14	6	7	0	
Simple Assault	53	33	Destruction/Damage/Vandalism	60	10	8	0	
Intimidation	16	4	Embezzlement	0	0	0	0	
Stalking	1	0	Extortion/Blackmail	0	0	0	0	
Forcible Rape	0	0	Fraud - False Pretenses	13	3	2	0	
Forcible Sodomy	0	0	Fraud - Credit Card/ATM	17	9	4	0	
Sexual Assault W/Object	0	0	Fraud - Impersonation	10	5	4	0	
Forcible Fondling	3	0	Fraud - Welfare	0	0	0	0	
Incest	0	0	Fraud - Wire	0	0	0	0	
Statutory Rape	1	1	Fraud - Identity Theft	0	0	0	0	
Kidnapping/Abduction	0	0	Fraud - Computer Hacking/Invasion	0	0	0	0	
Commercial Sex Acts	0	0	Robbery	3	2	3	0	
Involuntary Servitude	0	0	Theft - Pocket-picking	0	0	0	0	
Total	84	45	Theft - Purse Snatching	2	0	0	0	
			Theft - Shoplifting	65	52	54	0	
Group B Arrests				Theft From Building	42	9	7	0
Offense	Adult	Juvenile	Theft From Coin Machine	1	0	0	0	
Bad Checks	0	0	Theft From Motor Vehicle	29	2	1	0	
Curfew/Vagrancy	0	0	Theft of Motor Vehicle Parts	6	1	0	0	
Disorderly Conduct	5	0	Theft - All Other Larceny	41	9	8	0	
DUI	24	0	Motor Vehicle Theft	25	10	8	1	
Drunkenness	29	0	Stolen Property Offenses	0	0	0	0	
Family-Non Violent	0	0	Crimes Against Society					
Liquor Law Violations	1	0	Animal Cruelty	0	0	0	0	
Peeping Tom	0	0	Drug/Narcotic Violations	51	48	46	1	
Trespass	21	0	Drug/Narcotic Equipment Violations	30	29	28	0	
All Other Offenses	41	1	Gambling - Betting/Wagering	0	0	0	0	
Total Group B	121	1	Gambling - Operating/Promoting	0	0	0	0	
			Gambling - Equipment Violations	0	0	0	0	
			Gambling - Sports Tampering	0	0	0	0	
			Pornography/Obscene Material	2	1	1	0	
			Prostitution	0	0	0	0	
			Prostitution Assisting/Promoting	0	0	0	0	
			Purchasing Prostitution	0	0	0	0	
			Weapon Law Violations	2	2	1	1	
			Total Group A Offenses	647	263	236	10	

Crime in Tennessee 2017

(*) Offenses are counted using the FBI Units of Count for Crime

(**) The 'Arrests' column shows arrests made for incidents during the selected period, regardless of arrest date. Arrest counts for the same period may change over time.

Martin Police Department - NIBRS Agency Crime Overview - 2017

2016 Population Estimate		10,768		Offenses (*)		Arrests (**)	
				Reported	Cleared	Adult	Juvenile
Offense Overview				Group A Offenses			
Crimes Against Persons							
Offense Total	631	Murder	2	2	1	0	
Number Cleared	270	Negligent Manslaughter	0	0	0	0	
Percent Cleared	42.79 %	Negligent Vehicular Manslaughter	0	0	0	0	
Group A Crimes per 100,000 population	5,860.0	Kidnapping/Abduction	0	0	0	0	
		Forcible Rape	1	1	0	1	
		Forcible Sodomy	0	0	0	0	
		Sexual Assault W/Object	1	0	0	0	
		Forcible Fondling	4	4	3	0	
		Incest	0	0	0	0	
		Statutory Rape	1	0	0	0	
		Aggravated Assault	27	21	11	1	
		Simple Assault	97	58	52	4	
		Intimidation	22	8	7	1	
		Stalking	1	0	0	0	
		Commercial Sex Acts	0	0	0	0	
		Involuntary Servitude	0	0	0	0	
		Crimes Against Property					
		Arson	1	1	1	0	
		Bribery	0	0	0	0	
		Burglary	37	4	3	0	
		Counterfeiting/Forgery	16	4	3	0	
		Destruction/Damage/Vandalism	34	7	4	0	
		Embezzlement	4	2	2	0	
		Extortion/Blackmail	0	0	0	0	
		Fraud - False Pretenses	22	4	4	0	
		Fraud - Credit Card/ATM	35	1	1	0	
		Fraud - Impersonation	6	0	0	0	
		Fraud - Welfare	0	0	0	0	
		Fraud - Wire	0	0	0	0	
		Fraud - Identity Theft	0	0	0	0	
		Fraud - Computer Hacking/Invasion	0	0	0	0	
		Robbery	6	3	4	1	
		Theft - Pocket-picking	2	0	0	0	
		Theft - Purse Snatching	0	0	0	0	
		Theft - Shoplifting	84	55	58	3	
		Theft From Building	43	7	2	1	
		Theft From Coin Machine	0	0	0	0	
		Theft From Motor Vehicle	57	10	9	0	
		Theft of Motor Vehicle Parts	1	0	0	0	
		Theft - All Other Larceny	48	5	3	0	
		Motor Vehicle Theft	6	5	3	1	
		Stolen Property Offenses	1	1	0	0	
		Crimes Against Society					
		Animal Cruelty	0	0	0	0	
		Drug/Narcotic Violations	32	31	31	4	
		Drug/Narcotic Equipment Violations	19	19	1	0	
		Gambling - Betting/Wagering	0	0	0	0	
		Gambling - Operating/Promoting	0	0	0	0	
		Gambling - Equipment Violations	0	0	0	0	
		Gambling - Sports Tampering	0	0	0	0	
		Pornography/Obscene Material	6	5	5	0	
		Prostitution	0	0	0	0	
		Prostitution Assisting/Promoting	0	0	0	0	
		Purchasing Prostitution	0	0	0	0	
		Weapon Law Violations	15	12	6	1	
		Total Group A Offenses	631	270	214	18	
Domestic Violence Victims							
Offense	Reported	Cleared					
Murder	1	1					
Aggravated Assault	7	7					
Simple Assault	62	49					
Intimidation	12	7					
Stalking	0	0					
Forcible Rape	0	0					
Forcible Sodomy	0	0					
Sexual Assault W/Object	0	0					
Forcible Fondling	0	0					
Incest	0	0					
Statutory Rape	0	0					
Kidnapping/Abduction	0	0					
Commercial Sex Acts	0	0					
Involuntary Servitude	0	0					
Total	82	64					
Group B Arrests							
Offense	Adult	Juvenile					
Bad Checks	0	0					
Curfew/Vagrancy	0	0					
Disorderly Conduct	6	2					
DUI	38	0					
Drunkenness	22	0					
Family-Non Violent	3	0					
Liquor Law Violations	54	1					
Peeping Tom	0	0					
Trespass	3	0					
All Other Offenses	9	0					
Total Group B	135	3					

Crime in Tennessee 2017

(*) Offenses are counted using the FBI Units of Count for Crime

(**) The 'Arrests' column shows arrests made for incidents during the selected period, regardless of arrest date. Arrest counts for the same period may change over time.

Maryville Police Department - NIBRS Agency Crime Overview - 2017

2016 Population Estimate	28,703	Offenses (*)		Arrests (**)	
		Reported	Cleared	Adult	Juvenile
Offense Overview		Group A Offenses			
		Crimes Against Persons			
Offense Total	1,453	0	0	0	0
Number Cleared	851	0	0	0	0
Percent Cleared	58.57 %	0	0	0	0
Group A Crimes per 100,000 population	5,062.2	1	1	1	0
		6	5	1	1
		0	0	0	0
		0	0	0	0
Arrest Overview		8	6	3	0
Total Arrests	867	0	0	0	0
Adult Arrests	807	2	2	2	0
Juvenile Arrests	60	38	32	14	0
Unknown Age	0	211	161	43	3
Arrests per 100,000 population	3,020.6	10	4	1	0
		0	0	0	0
		0	0	0	0
Average number offenses/incident	1.18	Crimes Against Property			
		3	2	2	0
Domestic Violence Victims		0	0	0	0
Offense	Reported	Cleared			
Murder	0	0	80	25	11
Aggravated Assault	11	9	51	20	10
Simple Assault	136	114	122	29	5
Intimidation	6	3	15	10	7
Stalking	0	0	0	0	0
Forcible Rape	3	2	81	46	20
Forcible Sodomy	0	0	38	28	8
Sexual Assault W/Object	0	0	19	5	3
Forcible Fondling	2	2	0	0	0
Incest	0	0	0	0	0
Statutory Rape	2	2	0	0	0
Kidnapping/Abduction	0	0	0	0	0
Commercial Sex Acts	0	0	5	2	2
Involuntary Servitude	0	0	0	0	0
Total	160	132	0	0	0
		1	0	0	0
		252	187	183	9
Group B Arrests		94	30	13	0
Offense	Adult	Juvenile			
Bad Checks	0	0	0	0	0
Curfew/Vagrancy	0	0	74	20	10
Disorderly Conduct	5	1	21	0	0
DUI	84	0	61	8	8
Drunkenness	70	1	46	29	12
Family-Non Violent	3	0	0	0	0
Liquor Law Violations	6	1	0	0	0
Peeping Tom	0	0	0	0	0
Trespass	5	0	0	0	0
All Other Offenses	159	23	0	0	0
Total Group B	332	26	Crimes Against Society		
		0	0	0	0
		108	103	84	12
		90	84	24	1
		0	0	0	0
		0	0	0	0
		0	0	0	0
		0	0	0	0
		2	1	1	0
		0	0	0	0
		0	0	0	0
		0	0	0	0
		0	0	0	0
		14	11	7	1
		1,453	851	475	34

Crime in Tennessee 2017

(*) Offenses are counted using the FBI Units of Count for Crime

(**) The 'Arrests' column shows arrests made for incidents during the selected period, regardless of arrest date. Arrest counts for the same period may change over time.

Mason Police Department - NIBRS Agency Crime Overview - 2017

2016 Population Estimate		1,578		Offenses (*)		Arrests (**)	
Offense Overview		Group A Offenses		Reported	Cleared	Adult	Juvenile
Offense Total	66	Crimes Against Persons					
Number Cleared	4	Murder		0	0	0	0
Percent Cleared	6.06 %	Negligent Manslaughter		0	0	0	0
Group A Crimes per 100,000 population	4,182.5	Negligent Vehicular Manslaughter		0	0	0	0
		Kidnapping/Abduction		0	0	0	0
		Forcible Rape		0	0	0	0
		Forcible Sodomy		0	0	0	0
		Sexual Assault W/Object		0	0	0	0
		Forcible Fondling		1	0	0	0
		Incest		0	0	0	0
		Statutory Rape		1	0	0	0
		Aggravated Assault		21	0	0	0
		Simple Assault		8	0	0	0
		Intimidation		4	0	0	0
		Stalking		0	0	0	0
		Commercial Sex Acts		0	0	0	0
		Involuntary Servitude		0	0	0	0
		Crimes Against Property					
		Arson		0	0	0	0
		Bribery		0	0	0	0
		Burglary		8	0	0	0
		Counterfeiting/Forgery		0	0	0	0
		Destruction/Damage/Vandalism		4	0	0	0
		Embezzlement		0	0	0	0
		Extortion/Blackmail		0	0	0	0
		Fraud - False Pretenses		0	0	0	0
		Fraud - Credit Card/ATM		0	0	0	0
		Fraud - Impersonation		0	0	0	0
		Fraud - Welfare		0	0	0	0
		Fraud - Wire		0	0	0	0
		Fraud - Identity Theft		0	0	0	0
		Fraud - Computer Hacking/Invasion		0	0	0	0
		Robbery		0	0	0	0
		Theft - Pocket-picking		0	0	0	0
		Theft - Purse Snatching		0	0	0	0
		Theft - Shoplifting		0	0	0	0
		Theft From Building		1	0	0	0
		Theft From Coin Machine		0	0	0	0
		Theft From Motor Vehicle		11	0	0	0
		Theft of Motor Vehicle Parts		0	0	0	0
		Theft - All Other Larceny		1	0	0	0
		Motor Vehicle Theft		2	0	0	0
		Stolen Property Offenses		0	0	0	0
		Crimes Against Society					
		Animal Cruelty		0	0	0	0
		Drug/Narcotic Violations		3	3	3	0
		Drug/Narcotic Equipment Violations		1	1	0	0
		Gambling - Betting/Wagering		0	0	0	0
		Gambling - Operating/Promoting		0	0	0	0
		Gambling - Equipment Violations		0	0	0	0
		Gambling - Sports Tampering		0	0	0	0
		Pornography/Obscene Material		0	0	0	0
		Prostitution		0	0	0	0
		Prostitution Assisting/Promoting		0	0	0	0
		Purchasing Prostitution		0	0	0	0
		Weapon Law Violations		0	0	0	0
		Total Group A Offenses		66	4	3	0

Domestic Violence Victims		Reported	Cleared
Murder	0	0	0
Aggravated Assault	4	0	0
Simple Assault	4	0	0
Intimidation	0	0	0
Stalking	0	0	0
Forcible Rape	0	0	0
Forcible Sodomy	0	0	0
Sexual Assault W/Object	0	0	0
Forcible Fondling	0	0	0
Incest	0	0	0
Statutory Rape	1	0	0
Kidnapping/Abduction	0	0	0
Commercial Sex Acts	0	0	0
Involuntary Servitude	0	0	0
Total	9	0	0

Group B Arrests		
Offense	Adult	Juvenile
Bad Checks	0	0
Curfew/Vagrancy	0	0
Disorderly Conduct	0	0
DUI	0	0
Drunkenness	0	0
Family-Non Violent	0	0
Liquor Law Violations	0	0
Peeping Tom	0	0
Trespass	0	0
All Other Offenses	2	0
Total Group B	2	0

Crime in Tennessee 2017

(*) Offenses are counted using the FBI Units of Count for Crime

(**) The 'Arrests' column shows arrests made for incidents during the selected period, regardless of arrest date. Arrest counts for the same period may change over time.

Maury City Police Department - NIBRS Agency Crime Overview - 2017

2016 Population Estimate		665	Offenses (*)		Arrests (**)	
Offense Overview			Reported	Cleared	Adult	Juvenile
Group A Offenses						
Crimes Against Persons						
Offense Total	36		0	0	0	0
Number Cleared	16		0	0	0	0
Percent Cleared	44.44 %		0	0	0	0
Group A Crimes per 100,000 population	5,413.5		0	0	0	0
Arrest Overview						
Total Arrests	18		0	0	0	0
Adult Arrests	18		0	0	0	0
Juvenile Arrests	0		1	1	1	0
Unknown Age	0		17	10	10	0
Arrests per 100,000 population	2,706.8		4	0	0	0
Average number offenses/incident	1.29		0	0	0	0
Domestic Violence Victims						
Offense	Reported	Cleared				
Murder	0	0	0	0	0	0
Aggravated Assault	1	1	0	0	0	0
Simple Assault	9	7	2	1	1	0
Intimidation	3	0	0	0	0	0
Stalking	0	0	0	0	0	0
Forcible Rape	0	0	1	0	0	0
Forcible Sodomy	0	0	0	0	0	0
Sexual Assault W/Object	0	0	0	0	0	0
Forcible Fondling	0	0	0	0	0	0
Incest	0	0	0	0	0	0
Statutory Rape	0	0	0	0	0	0
Kidnapping/Abduction	0	0	0	0	0	0
Commercial Sex Acts	0	0	0	0	0	0
Involuntary Servitude	0	0	0	0	0	0
Total	13	8				
Group B Arrests						
Offense	Adult	Juvenile				
Bad Checks	0	0	0	0	0	0
Curfew/Vagrancy	0	0	0	0	0	0
Disorderly Conduct	0	0	0	0	0	0
DUI	0	0	0	0	0	0
Drunkenness	2	0	0	0	0	0
Family-Non Violent	0	0	0	0	0	0
Liquor Law Violations	0	0	0	0	0	0
Peeping Tom	0	0	0	0	0	0
Trespass	0	0	0	0	0	0
All Other Offenses	2	0	0	0	0	0
Total Group B	4	0				
Crimes Against Property						
Arson			0	0	0	0
Bribery			0	0	0	0
Burglary			2	1	1	0
Counterfeiting/Forgery			0	0	0	0
Destruction/Damage/Vandalism			3	1	0	0
Embezzlement			0	0	0	0
Extortion/Blackmail			0	0	0	0
Fraud - False Pretenses			1	0	0	0
Fraud - Credit Card/ATM			0	0	0	0
Fraud - Impersonation			0	0	0	0
Fraud - Welfare			0	0	0	0
Fraud - Wire			0	0	0	0
Fraud - Identity Theft			0	0	0	0
Fraud - Computer Hacking/Invasion			0	0	0	0
Robbery			0	0	0	0
Theft - Pocket-picking			0	0	0	0
Theft - Purse Snatching			0	0	0	0
Theft - Shoplifting			1	1	1	0
Theft From Building			0	0	0	0
Theft From Coin Machine			0	0	0	0
Theft From Motor Vehicle			1	0	0	0
Theft of Motor Vehicle Parts			0	0	0	0
Theft - All Other Larceny			3	1	1	0
Motor Vehicle Theft			2	0	0	0
Stolen Property Offenses			1	1	0	0
Crimes Against Society						
Animal Cruelty			0	0	0	0
Drug/Narcotic Violations			0	0	0	0
Drug/Narcotic Equipment Violations			0	0	0	0
Gambling - Betting/Wagering			0	0	0	0
Gambling - Operating/Promoting			0	0	0	0
Gambling - Equipment Violations			0	0	0	0
Gambling - Sports Tampering			0	0	0	0
Pornography/Obscene Material			0	0	0	0
Prostitution			0	0	0	0
Prostitution Assisting/Promoting			0	0	0	0
Purchasing Prostitution			0	0	0	0
Weapon Law Violations			0	0	0	0
Total Group A Offenses			36	16	14	0

Crime in Tennessee 2017

(*) Offenses are counted using the FBI Units of Count for Crime

(**) The 'Arrests' column shows arrests made for incidents during the selected period, regardless of arrest date. Arrest counts for the same period may change over time.

Maynardville Police Department - NIBRS Agency Crime Overview - 2017

2016 Population Estimate		2,357		Offenses (*)		Arrests (**)		
Offense Overview		Group A Offenses		Reported	Cleared	Adult	Juvenile	
Offense Total	240	Crimes Against Persons						
Number Cleared	172	Murder		0	0	0	0	
Percent Cleared	71.67 %	Negligent Manslaughter		0	0	0	0	
Group A Crimes per 100,000 population	10,182.4	Negligent Vehicular Manslaughter		0	0	0	0	
		Kidnapping/Abduction		0	0	0	0	
		Forcible Rape		0	0	0	0	
		Forcible Sodomy		0	0	0	0	
		Sexual Assault W/Object		0	0	0	0	
		Forcible Fondling		4	2	1	0	
		Incest		0	0	0	0	
		Statutory Rape		0	0	0	0	
		Aggravated Assault		3	3	5	0	
		Simple Assault		29	25	20	3	
		Intimidation		4	0	0	0	
		Stalking		0	0	0	0	
		Commercial Sex Acts		0	0	0	0	
		Involuntary Servitude		0	0	0	0	
		Crimes Against Property						
		Arson		0	0	0	0	
		Bribery		0	0	0	0	
		Burglary		16	1	2	0	
		Counterfeiting/Forgery		3	0	0	0	
		Destruction/Damage/Vandalism		10	3	3	0	
		Embezzlement		0	0	0	0	
		Extortion/Blackmail		0	0	0	0	
		Fraud - False Pretenses		12	9	8	1	
		Fraud - Credit Card/ATM		1	0	0	0	
		Fraud - Impersonation		3	3	2	0	
		Fraud - Welfare		0	0	0	0	
		Fraud - Wire		0	0	0	0	
		Fraud - Identity Theft		0	0	0	0	
		Fraud - Computer Hacking/Invasion		0	0	0	0	
		Robbery		0	0	0	0	
		Theft - Pocket-picking		0	0	0	0	
		Theft - Purse Snatching		0	0	0	0	
		Theft - Shoplifting		14	11	11	1	
		Theft From Building		13	2	2	0	
		Theft From Coin Machine		2	1	1	0	
		Theft From Motor Vehicle		4	0	0	0	
		Theft of Motor Vehicle Parts		4	2	2	0	
		Theft - All Other Larceny		4	1	2	0	
		Motor Vehicle Theft		6	1	1	0	
		Stolen Property Offenses		3	3	3	0	
		Crimes Against Society						
		Animal Cruelty		0	0	0	0	
		Drug/Narcotic Violations		57	57	70	1	
		Drug/Narcotic Equipment Violations		44	44	14	0	
		Gambling - Betting/Wagering		0	0	0	0	
		Gambling - Operating/Promoting		0	0	0	0	
		Gambling - Equipment Violations		0	0	0	0	
		Gambling - Sports Tampering		0	0	0	0	
		Pornography/Obscene Material		0	0	0	0	
		Prostitution		0	0	0	0	
		Prostitution Assisting/Promoting		0	0	0	0	
		Purchasing Prostitution		0	0	0	0	
		Weapon Law Violations		4	4	2	0	
		Total Group A Offenses		240	172	149	6	
Domestic Violence Victims								
Offense	Reported	Cleared						
Murder	0	0						
Aggravated Assault	1	1						
Simple Assault	18	16						
Intimidation	2	0						
Stalking	0	0						
Forcible Rape	0	0						
Forcible Sodomy	0	0						
Sexual Assault W/Object	0	0						
Forcible Fondling	1	0						
Incest	0	0						
Statutory Rape	0	0						
Kidnapping/Abduction	0	0						
Commercial Sex Acts	0	0						
Involuntary Servitude	0	0						
Total	22	17						
Group B Arrests								
Offense	Adult	Juvenile						
Bad Checks	1	0						
Curfew/Vagrancy	0	0						
Disorderly Conduct	3	0						
DUI	24	1						
Drunkenness	20	1						
Family-Non Violent	15	0						
Liquor Law Violations	9	1						
Peeping Tom	0	0						
Trespass	0	0						
All Other Offenses	250	4						
Total Group B	322	7						

Crime in Tennessee 2017

(*) Offenses are counted using the FBI Units of Count for Crime

(**) The 'Arrests' column shows arrests made for incidents during the selected period, regardless of arrest date. Arrest counts for the same period may change over time.

McEwen Police Department - NIBRS Agency Crime Overview - 2017

2016 Population Estimate		1,716		Offenses (*)		Arrests (**)	
				Reported	Cleared	Adult	Juvenile
Offense Overview				Group A Offenses			
Crimes Against Persons				Crimes Against Persons			
Offense Total	126	Murder	0	0	0	0	0
Number Cleared	73	Negligent Manslaughter	0	0	0	0	0
Percent Cleared	57.94 %	Negligent Vehicular Manslaughter	0	0	0	0	0
Group A Crimes per 100,000 population	7,342.7	Kidnapping/Abduction	2	2	0	0	0
		Forcible Rape	0	0	0	0	0
		Forcible Sodomy	0	0	0	0	0
		Sexual Assault W/Object	0	0	0	0	0
		Forcible Fondling	0	0	0	0	0
		Incest	0	0	0	0	0
		Statutory Rape	0	0	0	0	0
		Aggravated Assault	7	7	5	0	0
		Simple Assault	20	16	16	0	0
		Intimidation	0	0	0	0	0
		Stalking	1	1	1	0	0
		Commercial Sex Acts	0	0	0	0	0
		Involuntary Servitude	0	0	0	0	0
		Crimes Against Property					
		Arson	0	0	0	0	0
		Bribery	0	0	0	0	0
		Burglary	13	4	6	0	0
		Counterfeiting/Forgery	1	0	0	0	0
		Destruction/Damage/Vandalism	15	6	6	2	0
		Embezzlement	0	0	0	0	0
		Extortion/Blackmail	0	0	0	0	0
		Fraud - False Pretenses	4	0	0	0	0
		Fraud - Credit Card/ATM	1	1	1	0	0
		Fraud - Impersonation	0	0	0	0	0
		Fraud - Welfare	0	0	0	0	0
		Fraud - Wire	0	0	0	0	0
		Fraud - Identity Theft	0	0	0	0	0
		Fraud - Computer Hacking/Invasion	0	0	0	0	0
		Robbery	0	0	0	0	0
		Theft - Pocket-picking	0	0	0	0	0
		Theft - Purse Snatching	0	0	0	0	0
		Theft - Shoplifting	6	5	4	0	0
		Theft From Building	8	1	1	0	0
		Theft From Coin Machine	1	1	2	0	0
		Theft From Motor Vehicle	9	0	0	0	0
		Theft of Motor Vehicle Parts	2	0	0	0	0
		Theft - All Other Larceny	8	3	2	2	0
		Motor Vehicle Theft	2	2	2	0	0
		Stolen Property Offenses	1	1	2	0	0
		Crimes Against Society					
		Animal Cruelty	0	0	0	0	0
		Drug/Narcotic Violations	12	11	13	0	0
		Drug/Narcotic Equipment Violations	12	11	8	0	0
		Gambling - Betting/Wagering	0	0	0	0	0
		Gambling - Operating/Promoting	0	0	0	0	0
		Gambling - Equipment Violations	0	0	0	0	0
		Gambling - Sports Tampering	0	0	0	0	0
		Pornography/Obscene Material	0	0	0	0	0
		Prostitution	0	0	0	0	0
		Prostitution Assisting/Promoting	0	0	0	0	0
		Purchasing Prostitution	0	0	0	0	0
		Weapon Law Violations	1	1	0	0	0
		Total Group A Offenses	126	73	69	4	
Domestic Violence Victims							
Offense	Reported	Cleared					
Murder	0	0					
Aggravated Assault	4	4					
Simple Assault	13	11					
Intimidation	0	0					
Stalking	0	0					
Forcible Rape	0	0					
Forcible Sodomy	0	0					
Sexual Assault W/Object	0	0					
Forcible Fondling	0	0					
Incest	0	0					
Statutory Rape	0	0					
Kidnapping/Abduction	1	1					
Commercial Sex Acts	0	0					
Involuntary Servitude	0	0					
Total	18	16					
Group B Arrests							
Offense	Adult	Juvenile					
Bad Checks	10	0					
Curfew/Vagrancy	0	0					
Disorderly Conduct	8	0					
DUI	6	0					
Drunkenness	0	0					
Family-Non Violent	0	0					
Liquor Law Violations	2	0					
Peeping Tom	0	0					
Trespass	0	0					
All Other Offenses	99	0					
Total Group B	125	0					

Crime in Tennessee 2017

(*) Offenses are counted using the FBI Units of Count for Crime

(**) The 'Arrests' column shows arrests made for incidents during the selected period, regardless of arrest date. Arrest counts for the same period may change over time.

McKenzie Police Department - NIBRS Agency Crime Overview - 2017

2016 Population Estimate		5,564		Offenses (*)		Arrests (**)		
				Reported	Cleared	Adult	Juvenile	
Offense Overview				Group A Offenses				
Crimes Against Persons				Crimes Against Persons				
Offense Total	273	Murder	0	0	0	0	0	
Number Cleared	175	Negligent Manslaughter	0	0	0	0	0	
Percent Cleared	64.10 %	Negligent Vehicular Manslaughter	0	0	0	0	0	
Group A Crimes per 100,000 population	4,906.5	Kidnapping/Abduction	2	2	1	0	0	
		Forcible Rape	2	2	2	0	0	
		Forcible Sodomy	0	0	0	0	0	
		Sexual Assault W/Object	0	0	0	0	0	
Arrest Overview		Forcible Fondling	2	2	2	0	0	
Total Arrests	260	Incest	0	0	0	0	0	
Adult Arrests	233	Statutory Rape	0	0	0	0	0	
Juvenile Arrests	27	Aggravated Assault	10	7	5	2	2	
Unknown Age	0	Simple Assault	46	46	43	3	3	
Arrests per 100,000 population	4,672.9	Intimidation	5	5	3	1	1	
		Stalking	0	0	0	0	0	
		Commercial Sex Acts	0	0	0	0	0	
Average number offenses/incident	1.11	Involuntary Servitude	0	0	0	0	0	
		Crimes Against Property						
Domestic Violence Victims				Crimes Against Property				
Offense		Reported	Cleared	Arson	1	0	0	0
Murder	0	0	Bribery	0	0	0	0	0
Aggravated Assault	2	2	Burglary	32	7	5	6	
Simple Assault	33	33	Counterfeiting/Forgery	9	1	1	0	
Intimidation	3	3	Destruction/Damage/Vandalism	19	9	4	5	
Stalking	0	0	Embezzlement	2	2	2	0	
Forcible Rape	0	0	Extortion/Blackmail	0	0	0	0	
Forcible Sodomy	0	0	Fraud - False Pretenses	6	2	3	0	
Sexual Assault W/Object	0	0	Fraud - Credit Card/ATM	2	1	1	0	
Forcible Fondling	0	0	Fraud - Impersonation	1	0	0	0	
Incest	0	0	Fraud - Welfare	0	0	0	0	
Statutory Rape	0	0	Fraud - Wire	0	0	0	0	
Kidnapping/Abduction	2	2	Fraud - Identity Theft	0	0	0	0	
Commercial Sex Acts	0	0	Fraud - Computer Hacking/Invasion	0	0	0	0	
Involuntary Servitude	0	0	Robbery	1	0	0	0	
Total	40	40	Theft - Pocket-picking	0	0	0	0	
			Theft - Purse Snatching	0	0	0	0	
			Theft - Shoplifting	15	13	14	0	
			Theft From Building	12	6	8	0	
Group B Arrests			Theft From Coin Machine	1	1	1	0	
Offense		Adult	Juvenile	Theft From Motor Vehicle	15	2	2	
Bad Checks	0	0	Theft of Motor Vehicle Parts	3	1	1	0	
Curfew/Vagrancy	0	2	Theft - All Other Larceny	21	3	3	0	
Disorderly Conduct	11	0	Motor Vehicle Theft	5	2	2	0	
DUI	25	0	Stolen Property Offenses	0	0	0	0	
Drunkenness	20	0	Crimes Against Society					
Family-Non Violent	2	0	Animal Cruelty	0	0	0	0	
Liquor Law Violations	1	0	Drug/Narcotic Violations	32	32	26	4	
Peeping Tom	0	0	Drug/Narcotic Equipment Violations	25	25	17	2	
Trespass	13	0	Gambling - Betting/Wagering	0	0	0	0	
All Other Offenses	12	2	Gambling - Operating/Promoting	0	0	0	0	
Total Group B	84	4	Gambling - Equipment Violations	0	0	0	0	
			Gambling - Sports Tampering	0	0	0	0	
			Pornography/Obscene Material	0	0	0	0	
			Prostitution	0	0	0	0	
			Prostitution Assisting/Promoting	0	0	0	0	
			Purchasing Prostitution	0	0	0	0	
			Weapon Law Violations	4	4	3	0	
			Total Group A Offenses	273	175	149	23	

Crime in Tennessee 2017

(*) Offenses are counted using the FBI Units of Count for Crime

(**) The 'Arrests' column shows arrests made for incidents during the selected period, regardless of arrest date. Arrest counts for the same period may change over time.

McMinnville Police Department - NIBRS Agency Crime Overview - 2017

2016 Population Estimate		13,761	Offenses (*)		Arrests (**)	
Offense Overview			Reported	Cleared	Adult	Juvenile
Offense Total	1,438					
Number Cleared	744					
Percent Cleared	51.74 %					
Group A Crimes per 100,000 population	10,449.8					
Arrest Overview						
Total Arrests	838					
Adult Arrests	775					
Juvenile Arrests	63					
Unknown Age	0					
Arrests per 100,000 population	6,089.7					
Average number offenses/incident	1.11					
Domestic Violence Victims						
Offense	Reported	Cleared				
Murder	0	0				
Aggravated Assault	34	29				
Simple Assault	189	156				
Intimidation	6	5				
Stalking	0	0				
Forcible Rape	1	1				
Forcible Sodomy	0	0				
Sexual Assault W/Object	0	0				
Forcible Fondling	1	0				
Incest	0	0				
Statutory Rape	0	0				
Kidnapping/Abduction	0	0				
Commercial Sex Acts	0	0				
Involuntary Servitude	0	0				
Total	231	191				
Group B Arrests						
Offense	Adult	Juvenile				
Bad Checks	0	0				
Curfew/Vagrancy	0	0				
Disorderly Conduct	14	1				
DUI	94	0				
Drunkenness	40	0				
Family-Non Violent	3	0				
Liquor Law Violations	1	3				
Peeping Tom	0	0				
Trespass	9	0				
All Other Offenses	98	17				
Total Group B	259	21				
Crimes Against Persons						
Murder			1	1	1	0
Negligent Manslaughter			0	0	0	0
Negligent Vehicular Manslaughter			0	0	0	0
Kidnapping/Abduction			0	0	0	0
Forcible Rape			5	1	0	0
Forcible Sodomy			0	0	0	0
Sexual Assault W/Object			0	0	0	0
Forcible Fondling			2	0	0	0
Incest			0	0	0	0
Statutory Rape			0	0	0	0
Aggravated Assault			60	43	31	2
Simple Assault			240	182	114	11
Intimidation			24	13	6	0
Stalking			0	0	0	0
Commercial Sex Acts			0	0	0	0
Involuntary Servitude			0	0	0	0
Crimes Against Property						
Arson			2	0	0	0
Bribery			0	0	0	0
Burglary			109	18	12	6
Counterfeiting/Forgery			18	6	4	0
Destruction/Damage/Vandalism			117	25	11	2
Embezzlement			3	0	0	0
Extortion/Blackmail			1	0	0	0
Fraud - False Pretenses			21	2	1	0
Fraud - Credit Card/ATM			14	1	0	0
Fraud - Impersonation			38	30	30	0
Fraud - Welfare			0	0	0	0
Fraud - Wire			1	0	0	0
Fraud - Identity Theft			2	1	1	0
Fraud - Computer Hacking/Invasion			0	0	0	0
Robbery			5	1	1	0
Theft - Pocket-picking			0	0	0	0
Theft - Purse Snatching			2	1	0	0
Theft - Shoplifting			135	83	78	11
Theft From Building			98	28	16	2
Theft From Coin Machine			4	3	0	0
Theft From Motor Vehicle			53	8	5	0
Theft of Motor Vehicle Parts			18	0	0	0
Theft - All Other Larceny			136	17	10	0
Motor Vehicle Theft			42	19	10	0
Stolen Property Offenses			1	0	0	0
Crimes Against Society						
Animal Cruelty			1	1	0	0
Drug/Narcotic Violations			168	151	149	7
Drug/Narcotic Equipment Violations			103	95	27	1
Gambling - Betting/Wagering			0	0	0	0
Gambling - Operating/Promoting			0	0	0	0
Gambling - Equipment Violations			0	0	0	0
Gambling - Sports Tampering			0	0	0	0
Pornography/Obscene Material			1	1	1	0
Prostitution			0	0	0	0
Prostitution Assisting/Promoting			0	0	0	0
Purchasing Prostitution			0	0	0	0
Weapon Law Violations			13	13	8	0
Total Group A Offenses			1,438	744	516	42

Crime in Tennessee 2017

(*) Offenses are counted using the FBI Units of Count for Crime

(**) The 'Arrests' column shows arrests made for incidents during the selected period, regardless of arrest date. Arrest counts for the same period may change over time.

Medina Police Department - NIBRS Agency Crime Overview - 2017

2016 Population Estimate		4,182		Offenses (*)		Arrests (**)		
				Reported	Cleared	Adult	Juvenile	
Offense Overview				Group A Offenses				
Crimes Against Persons								
Offense Total	143	Murder	0	0	0	0	0	
Number Cleared	54	Negligent Manslaughter	0	0	0	0	0	
Percent Cleared	37.76 %	Negligent Vehicular Manslaughter	0	0	0	0	0	
Group A Crimes per 100,000 population	3,419.4	Kidnapping/Abduction	1	1	0	0	0	
		Forcible Rape	1	0	0	0	0	
		Forcible Sodomy	0	0	0	0	0	
		Sexual Assault W/Object	0	0	0	0	0	
		Forcible Fondling	0	0	0	0	0	
		Incest	0	0	0	0	0	
		Statutory Rape	1	1	1	0	0	
		Aggravated Assault	7	6	6	0	0	
		Simple Assault	18	11	8	2	0	
		Intimidation	23	6	2	0	0	
		Stalking	0	0	0	0	0	
		Commercial Sex Acts	0	0	0	0	0	
		Involuntary Servitude	0	0	0	0	0	
		Crimes Against Property						
		Arson	1	1	1	0	0	
		Bribery	0	0	0	0	0	
		Burglary	7	3	3	3	0	
		Counterfeiting/Forgery	3	0	0	0	0	
		Destruction/Damage/Vandalism	27	5	1	1	0	
		Embezzlement	1	0	0	0	0	
		Extortion/Blackmail	0	0	0	0	0	
		Fraud - False Pretenses	4	0	0	0	0	
		Fraud - Credit Card/ATM	1	0	0	0	0	
		Fraud - Impersonation	0	0	0	0	0	
		Fraud - Welfare	0	0	0	0	0	
		Fraud - Wire	0	0	0	0	0	
		Fraud - Identity Theft	0	0	0	0	0	
		Fraud - Computer Hacking/Invasion	0	0	0	0	0	
		Robbery	0	0	0	0	0	
		Theft - Pocket-picking	0	0	0	0	0	
		Theft - Purse Snatching	0	0	0	0	0	
		Theft - Shoplifting	4	1	2	0	0	
		Theft From Building	6	1	0	1	0	
		Theft From Coin Machine	0	0	0	0	0	
		Theft From Motor Vehicle	9	0	0	0	0	
		Theft of Motor Vehicle Parts	0	0	0	0	0	
		Theft - All Other Larceny	9	1	0	1	0	
		Motor Vehicle Theft	2	1	1	0	0	
		Stolen Property Offenses	0	0	0	0	0	
		Crimes Against Society						
		Animal Cruelty	0	0	0	0	0	
		Drug/Narcotic Violations	10	9	8	0	0	
		Drug/Narcotic Equipment Violations	7	6	0	3	0	
		Gambling - Betting/Wagering	0	0	0	0	0	
		Gambling - Operating/Promoting	0	0	0	0	0	
		Gambling - Equipment Violations	0	0	0	0	0	
		Gambling - Sports Tampering	0	0	0	0	0	
		Pornography/Obscene Material	0	0	0	0	0	
		Prostitution	0	0	0	0	0	
		Prostitution Assisting/Promoting	0	0	0	0	0	
		Purchasing Prostitution	0	0	0	0	0	
		Weapon Law Violations	1	1	1	0	0	
		Total Group A Offenses	143	54	34	11		
Domestic Violence Victims								
Offense	Reported	Cleared						
Murder	0	0	Burglary	7	3	3	3	
Aggravated Assault	4	3	Counterfeiting/Forgery	3	0	0	0	
Simple Assault	13	7	Destruction/Damage/Vandalism	27	5	1	1	
Intimidation	16	4	Embezzlement	1	0	0	0	
Stalking	0	0	Extortion/Blackmail	0	0	0	0	
Forcible Rape	0	0	Fraud - False Pretenses	4	0	0	0	
Forcible Sodomy	0	0	Fraud - Credit Card/ATM	1	0	0	0	
Sexual Assault W/Object	0	0	Fraud - Impersonation	0	0	0	0	
Forcible Fondling	0	0	Fraud - Welfare	0	0	0	0	
Incest	0	0	Fraud - Wire	0	0	0	0	
Statutory Rape	0	0	Fraud - Identity Theft	0	0	0	0	
Kidnapping/Abduction	1	1	Fraud - Computer Hacking/Invasion	0	0	0	0	
Commercial Sex Acts	0	0	Robbery	0	0	0	0	
Involuntary Servitude	0	0	Theft - Pocket-picking	0	0	0	0	
Total	34	15	Theft - Purse Snatching	0	0	0	0	
			Theft - Shoplifting	4	1	2	0	
			Theft From Building	6	1	0	1	
			Theft From Coin Machine	0	0	0	0	
			Theft From Motor Vehicle	9	0	0	0	
			Theft of Motor Vehicle Parts	0	0	0	0	
			Theft - All Other Larceny	9	1	0	1	
			Motor Vehicle Theft	2	1	1	0	
			Stolen Property Offenses	0	0	0	0	
			Crimes Against Society					
			Animal Cruelty	0	0	0	0	
			Drug/Narcotic Violations	10	9	8	0	
			Drug/Narcotic Equipment Violations	7	6	0	3	
			Gambling - Betting/Wagering	0	0	0	0	
			Gambling - Operating/Promoting	0	0	0	0	
			Gambling - Equipment Violations	0	0	0	0	
			Gambling - Sports Tampering	0	0	0	0	
			Pornography/Obscene Material	0	0	0	0	
			Prostitution	0	0	0	0	
			Prostitution Assisting/Promoting	0	0	0	0	
			Purchasing Prostitution	0	0	0	0	
			Weapon Law Violations	1	1	1	0	
			Total Group A Offenses	143	54	34	11	
Group B Arrests								
Offense	Adult	Juvenile						
Bad Checks	0	0						
Curfew/Vagrancy	0	0						
Disorderly Conduct	0	0						
DUI	4	0						
Drunkenness	1	0						
Family-Non Violent	0	0						
Liquor Law Violations	0	0						
Peeping Tom	0	0						
Trespass	0	0						
All Other Offenses	5	0						
Total Group B	10	0						

Crime in Tennessee 2017

(*) Offenses are counted using the FBI Units of Count for Crime

(**) The 'Arrests' column shows arrests made for incidents during the selected period, regardless of arrest date. Arrest counts for the same period may change over time.

Memphis Police Department - NIBRS Agency Crime Overview - 2017

2016 Population Estimate		652,717		Offenses (*)		Arrests (**)	
				Reported	Cleared	Adult	Juvenile
Offense Overview				Group A Offenses			
				Crimes Against Persons			
Offense Total	107,772	Murder	183	91	89	9	
Number Cleared	26,263	Negligent Manslaughter	2	2	8	4	
Percent Cleared	24.37 %	Negligent Vehicular Manslaughter	4	4	2	1	
Group A Crimes per 100,000 population	16,511.3	Kidnapping/Abduction	568	311	78	13	
		Forcible Rape	430	160	57	14	
		Forcible Sodomy	115	38	2	0	
		Sexual Assault W/Object	41	16	1	0	
		Forcible Fondling	335	126	32	17	
		Incest	0	0	0	0	
		Statutory Rape	71	30	17	0	
		Aggravated Assault	8,979	2,430	1,272	183	
		Simple Assault	18,090	6,462	3,194	1,100	
		Intimidation	8,773	2,400	38	7	
		Stalking	515	43	26	1	
		Commercial Sex Acts	11	6	0	0	
		Involuntary Servitude	0	0	0	0	
		Crimes Against Property					
		Arson	365	23	15	9	
		Bribery	1	0	0	0	
		Burglary	9,316	746	521	276	
		Counterfeiting/Forgery	861	92	121	10	
		Destruction/Damage/Vandalism	13,053	2,307	239	171	
		Embezzlement	436	117	59	4	
		Extortion/Blackmail	34	6	1	1	
		Fraud - False Pretenses	1,006	50	28	4	
		Fraud - Credit Card/ATM	1,561	29	5	1	
		Fraud - Impersonation	490	79	99	6	
		Fraud - Welfare	5	0	0	0	
		Fraud - Wire	35	4	0	0	
		Fraud - Identity Theft	567	13	3	0	
		Fraud - Computer Hacking/Invasion	7	0	0	0	
		Robbery	3,489	595	325	203	
		Theft - Pocket-picking	122	8	74	40	
		Theft - Purse Snatching	119	18	3	1	
		Theft - Shoplifting	9,139	2,269	2,100	339	
		Theft From Building	3,592	556	128	36	
		Theft From Coin Machine	61	4	5	1	
		Theft From Motor Vehicle	7,655	373	186	78	
		Theft of Motor Vehicle Parts	2,902	72	27	3	
		Theft - All Other Larceny	4,273	457	213	65	
		Motor Vehicle Theft	4,077	586	394	242	
		Stolen Property Offenses	162	126	344	54	
		Crimes Against Society					
		Animal Cruelty	75	13	1	1	
		Drug/Narcotic Violations	3,332	3,013	3,026	255	
		Drug/Narcotic Equipment Violations	1,132	1,027	252	5	
		Gambling - Betting/Wagering	9	9	25	3	
		Gambling - Operating/Promoting	1	1	1	0	
		Gambling - Equipment Violations	1	1	0	0	
		Gambling - Sports Tampering	0	0	0	0	
		Pornography/Obscene Material	115	30	15	5	
		Prostitution	265	257	355	0	
		Prostitution Assisting/Promoting	3	3	2	0	
		Purchasing Prostitution	110	95	3	0	
		Weapon Law Violations	1,284	1,165	552	106	
		Total Group A Offenses	107,772	26,263	13,938	3,268	
Domestic Violence Victims							
Offense	Reported	Cleared					
Murder	20	18					
Aggravated Assault	2,284	783					
Simple Assault	11,569	3,515					
Intimidation	3,011	296					
Stalking	377	22					
Forcible Rape	112	50					
Forcible Sodomy	47	15					
Sexual Assault W/Object	19	9					
Forcible Fondling	78	40					
Incest	0	0					
Statutory Rape	17	5					
Kidnapping/Abduction	394	234					
Commercial Sex Acts	0	0					
Involuntary Servitude	0	0					
Total	17,928	4,987					
Group B Arrests							
Offense	Adult	Juvenile					
Bad Checks	9	0					
Curfew/Vagrancy	1	210					
Disorderly Conduct	1,033	213					
DUI	603	2					
Drunkenness	163	2					
Family-Non Violent	13	0					
Liquor Law Violations	342	7					
Peeping Tom	4	0					
Trespass	1,537	215					
All Other Offenses	8,273	214					
Total Group B	11,978	863					

Crime in Tennessee 2017

(*) Offenses are counted using the FBI Units of Count for Crime

(**) The 'Arrests' column shows arrests made for incidents during the selected period, regardless of arrest date. Arrest counts for the same period may change over time.

Memphis Shelby County Airport Authority Police - NIBRS Agency Crime Overview - 2017

2016 Population Estimate		N/A	Offenses (*)		Arrests (**)	
Offense Overview			Reported	Cleared	Adult	Juvenile
Group A Offenses						
Crimes Against Persons						
Offense Total	281	Murder	0	0	0	0
Number Cleared	79	Negligent Manslaughter	0	0	0	0
Percent Cleared	28.11 %	Negligent Vehicular Manslaughter	0	0	0	0
Group A Crimes per 100,000 population	N/A	Kidnapping/Abduction	0	0	0	0
		Forcible Rape	0	0	0	0
		Forcible Sodomy	0	0	0	0
		Sexual Assault W/Object	0	0	0	0
Arrest Overview		Forcible Fondling	0	0	0	0
Total Arrests	83	Incest	0	0	0	0
Adult Arrests	83	Statutory Rape	0	0	0	0
Juvenile Arrests	0	Aggravated Assault	0	0	0	0
Unknown Age	0	Simple Assault	11	2	2	0
Arrests per 100,000 population	N/A	Intimidation	6	0	0	0
		Stalking	0	0	0	0
		Commercial Sex Acts	0	0	0	0
Average number offenses/incident	1.05	Involuntary Servitude	0	0	0	0
		Crimes Against Property				
Domestic Violence Victims		Arson	0	0	0	0
Offense	Reported	Cleared	Bribery	0	0	0
Murder	0	0	Burglary	1	0	0
Aggravated Assault	0	0	Counterfeiting/Forgery	1	0	0
Simple Assault	3	1	Destruction/Damage/Vandalism	38	0	0
Intimidation	1	0	Embezzlement	11	9	9
Stalking	0	0	Extortion/Blackmail	0	0	0
Forcible Rape	0	0	Fraud - False Pretenses	5	1	1
Forcible Sodomy	0	0	Fraud - Credit Card/ATM	5	0	0
Sexual Assault W/Object	0	0	Fraud - Impersonation	1	0	0
Forcible Fondling	0	0	Fraud - Welfare	0	0	0
Incest	0	0	Fraud - Wire	0	0	0
Statutory Rape	0	0	Fraud - Identity Theft	0	0	0
Kidnapping/Abduction	0	0	Fraud - Computer Hacking/Invasion	0	0	0
Commercial Sex Acts	0	0	Robbery	0	0	0
Involuntary Servitude	0	0	Theft - Pocket-picking	1	0	0
Total	4	1	Theft - Purse Snatching	1	0	0
			Theft - Shoplifting	1	1	1
Group B Arrests			Theft From Building	57	7	6
Offense	Adult	Juvenile	Theft From Coin Machine	0	0	0
Bad Checks	0	0	Theft From Motor Vehicle	29	0	0
Curfew/Vagrancy	0	0	Theft of Motor Vehicle Parts	5	0	0
Disorderly Conduct	2	0	Theft - All Other Larceny	16	0	0
DUI	1	0	Motor Vehicle Theft	34	2	2
Drunkenness	0	0	Stolen Property Offenses	0	0	0
Family-Non Violent	0	0	Crimes Against Society			
Liquor Law Violations	0	0	Animal Cruelty	0	0	0
Peeping Tom	0	0	Drug/Narcotic Violations	18	17	16
Trespass	4	0	Drug/Narcotic Equipment Violations	2	2	0
All Other Offenses	1	0	Gambling - Betting/Wagering	0	0	0
Total Group B	8	0	Gambling - Operating/Promoting	0	0	0
			Gambling - Equipment Violations	0	0	0
			Gambling - Sports Tampering	0	0	0
			Pornography/Obscene Material	0	0	0
			Prostitution	0	0	0
			Prostitution Assisting/Promoting	0	0	0
			Purchasing Prostitution	0	0	0
			Weapon Law Violations	38	38	38
			Total Group A Offenses	281	79	75
						0

Crime in Tennessee 2017

(*) Offenses are counted using the FBI Units of Count for Crime

(**) The 'Arrests' column shows arrests made for incidents during the selected period, regardless of arrest date. Arrest counts for the same period may change over time.

Middleton Police Department - NIBRS Agency Crime Overview - 2017

2016 Population Estimate		650	Offenses (*)		Arrests (**)	
			Reported	Cleared	Adult	Juvenile
Offense Overview			Group A Offenses			
			Crimes Against Persons			
Offense Total	39		0	0	0	0
Number Cleared	16		0	0	0	0
Percent Cleared	41.03 %		0	0	0	0
Group A Crimes per 100,000 population	6,000.0		0	0	0	0
			Crimes Against Property			
Arrest Overview						
Total Arrests	22		0	0	0	0
Adult Arrests	11		0	0	0	0
Juvenile Arrests	11		3	1	1	0
Unknown Age	0		5	3	2	1
Arrests per 100,000 population	3,384.6		1	0	0	0
Average number offenses/incident	1.18		1	0	0	0
			Crimes Against Society			
Domestic Violence Victims						
Offense	Reported	Cleared				
Murder	0	0	0	0	0	0
Aggravated Assault	0	0	0	0	0	0
Simple Assault	2	0	2	1	1	0
Intimidation	0	0	0	0	0	0
Stalking	1	0	0	0	0	0
Forcible Rape	0	0	2	1	1	0
Forcible Sodomy	0	0	0	0	0	0
Sexual Assault W/Object	0	0	0	0	0	0
Forcible Fondling	0	0	1	0	0	0
Incest	0	0	0	0	0	0
Statutory Rape	0	0	0	0	0	0
Kidnapping/Abduction	0	0	0	0	0	0
Commercial Sex Acts	0	0	0	0	0	0
Involuntary Servitude	0	0	0	0	0	0
Total	3	0	0	0	0	0
Group B Arrests						
Offense	Adult	Juvenile				
Bad Checks	0	0	0	0	0	0
Curfew/Vagrancy	0	0	0	0	0	0
Disorderly Conduct	0	0	0	0	0	0
DUI	1	0	0	0	0	0
Drunkenness	0	0	0	0	0	0
Family-Non Violent	0	0	0	0	0	0
Liquor Law Violations	0	0	0	0	0	0
Peeping Tom	0	0	0	0	0	0
Trespass	0	0	0	0	0	0
All Other Offenses	1	1	0	0	0	0
Total Group B	2	1	0	0	0	0
			Crimes Against Society			
			Animal Cruelty			
			Drug/Narcotic Violations			
			Drug/Narcotic Equipment Violations			
			Gambling - Betting/Wagering			
			Gambling - Operating/Promoting			
			Gambling - Equipment Violations			
			Gambling - Sports Tampering			
			Pornography/Obscene Material			
			Prostitution			
			Prostitution Assisting/Promoting			
			Purchasing Prostitution			
			Weapon Law Violations			
			Total Group A Offenses			
			39	16	9	10

Crime in Tennessee 2017

(*) Offenses are counted using the FBI Units of Count for Crime

(**) The 'Arrests' column shows arrests made for incidents during the selected period, regardless of arrest date. Arrest counts for the same period may change over time.

Milan Police Department - NIBRS Agency Crime Overview - 2017

2016 Population Estimate		7,792		Offenses (*)		Arrests (**)	
				Reported	Cleared	Adult	Juvenile
Offense Overview				Group A Offenses			
Crimes Against Persons							
Offense Total	728	Murder	2	2	0	2	
Number Cleared	337	Negligent Manslaughter	0	0	0	0	
Percent Cleared	46.29 %	Negligent Vehicular Manslaughter	0	0	0	0	
Group A Crimes per 100,000 population	9,342.9	Kidnapping/Abduction	2	2	2	0	
		Forcible Rape	7	4	3	1	
		Forcible Sodomy	0	0	0	0	
		Sexual Assault W/Object	0	0	0	0	
		Forcible Fondling	6	1	0	1	
		Incest	0	0	0	0	
		Statutory Rape	3	3	1	0	
		Aggravated Assault	55	34	23	0	
		Simple Assault	108	77	38	14	
		Intimidation	30	13	8	0	
		Stalking	10	5	5	0	
		Commercial Sex Acts	0	0	0	0	
		Involuntary Servitude	0	0	0	0	
		Crimes Against Property					
		Arson	2	1	1	0	
		Bribery	0	0	0	0	
		Burglary	62	13	7	0	
		Counterfeiting/Forgery	17	4	3	0	
		Destruction/Damage/Vandalism	80	16	5	1	
		Embezzlement	0	0	0	0	
		Extortion/Blackmail	1	0	0	0	
		Fraud - False Pretenses	18	8	4	0	
		Fraud - Credit Card/ATM	21	2	2	0	
		Fraud - Impersonation	3	0	0	0	
		Fraud - Welfare	0	0	0	0	
		Fraud - Wire	1	0	0	0	
		Fraud - Identity Theft	1	0	0	0	
		Fraud - Computer Hacking/Invasion	0	0	0	0	
		Robbery	3	3	2	0	
		Theft - Pocket-picking	1	0	0	0	
		Theft - Purse Snatching	0	0	0	0	
		Theft - Shoplifting	37	21	21	0	
		Theft From Building	38	6	4	3	
		Theft From Coin Machine	3	0	0	0	
		Theft From Motor Vehicle	36	18	3	0	
		Theft of Motor Vehicle Parts	12	0	0	0	
		Theft - All Other Larceny	53	4	2	0	
		Motor Vehicle Theft	8	3	2	0	
		Stolen Property Offenses	0	0	0	0	
		Crimes Against Society					
		Animal Cruelty	4	2	2	0	
		Drug/Narcotic Violations	62	57	57	3	
		Drug/Narcotic Equipment Violations	32	31	10	0	
		Gambling - Betting/Wagering	0	0	0	0	
		Gambling - Operating/Promoting	0	0	0	0	
		Gambling - Equipment Violations	0	0	0	0	
		Gambling - Sports Tampering	0	0	0	0	
		Pornography/Obscene Material	2	0	0	0	
		Prostitution	0	0	0	0	
		Prostitution Assisting/Promoting	0	0	0	0	
		Purchasing Prostitution	0	0	0	0	
		Weapon Law Violations	8	7	4	1	
		Total Group A Offenses	728	337	209	26	
Domestic Violence Victims							
Offense	Reported	Cleared					
Murder	0	0					
Aggravated Assault	18	15					
Simple Assault	59	42					
Intimidation	4	2					
Stalking	2	1					
Forcible Rape	2	2					
Forcible Sodomy	0	0					
Sexual Assault W/Object	0	0					
Forcible Fondling	2	0					
Incest	0	0					
Statutory Rape	0	0					
Kidnapping/Abduction	1	1					
Commercial Sex Acts	0	0					
Involuntary Servitude	0	0					
Total	88	63					
Group B Arrests							
Offense	Adult	Juvenile					
Bad Checks	4	0					
Curfew/Vagrancy	0	0					
Disorderly Conduct	1	13					
DUI	26	0					
Drunkenness	13	0					
Family-Non Violent	1	0					
Liquor Law Violations	0	0					
Peeping Tom	0	0					
Trespass	7	0					
All Other Offenses	225	1					
Total Group B	277	14					

Crime in Tennessee 2017

(*) Offenses are counted using the FBI Units of Count for Crime

(**) The 'Arrests' column shows arrests made for incidents during the selected period, regardless of arrest date. Arrest counts for the same period may change over time.

Millersville Police Department - NIBRS Agency Crime Overview - 2017

2016 Population Estimate		6,742		Offenses (*)		Arrests (**)	
				Reported	Cleared	Adult	Juvenile
Offense Overview				Group A Offenses			
Crimes Against Persons							
Offense Total	456	Murder	0	0	0	0	0
Number Cleared	342	Negligent Manslaughter	0	0	0	0	0
Percent Cleared	75.00 %	Negligent Vehicular Manslaughter	0	0	0	0	0
Group A Crimes per 100,000 population	6,763.6	Kidnapping/Abduction	1	1	0	0	0
		Forcible Rape	1	0	0	0	0
		Forcible Sodomy	0	0	0	0	0
		Sexual Assault W/Object	0	0	0	0	0
		Forcible Fondling	1	0	0	0	0
		Incest	0	0	0	0	0
		Statutory Rape	0	0	0	0	0
		Aggravated Assault	12	7	7	0	0
		Simple Assault	45	41	37	0	0
		Intimidation	1	0	0	0	0
		Stalking	0	0	0	0	0
		Commercial Sex Acts	0	0	0	0	0
		Involuntary Servitude	0	0	0	0	0
Arrest Overview				Crimes Against Property			
Domestic Violence Victims				Arson			
Offense		Reported	Cleared	Bribery		0	
Murder	0	0	Burglary	21	1	0	0
Aggravated Assault	5	5	Counterfeiting/Forgery	1	0	0	0
Simple Assault	20	18	Destruction/Damage/Vandalism	26	7	2	0
Intimidation	1	0	Embezzlement	0	0	0	0
Stalking	0	0	Extortion/Blackmail	0	0	0	0
Forcible Rape	0	0	Fraud - False Pretenses	1	0	0	0
Forcible Sodomy	0	0	Fraud - Credit Card/ATM	6	1	1	0
Sexual Assault W/Object	0	0	Fraud - Impersonation	7	4	1	0
Forcible Fondling	0	0	Fraud - Welfare	0	0	0	0
Incest	0	0	Fraud - Wire	0	0	0	0
Statutory Rape	0	0	Fraud - Identity Theft	5	0	0	0
Kidnapping/Abduction	0	0	Fraud - Computer Hacking/Invasion	0	0	0	0
Commercial Sex Acts	0	0	Robbery	0	0	0	0
Involuntary Servitude	0	0	Theft - Pocket-picking	0	0	0	0
Total	26	23	Theft - Purse Snatching	3	1	1	0
			Theft - Shoplifting	4	3	4	0
			Theft From Building	12	3	2	0
			Theft From Coin Machine	0	0	0	0
			Theft From Motor Vehicle	11	0	0	0
			Theft of Motor Vehicle Parts	1	0	0	0
			Theft - All Other Larceny	11	1	1	0
			Motor Vehicle Theft	7	3	2	0
			Stolen Property Offenses	1	1	0	2
Group B Arrests				Crimes Against Society			
Offense		Adult	Juvenile	Animal Cruelty		0	
Bad Checks	0	0	Drug/Narcotic Violations	144	140	141	3
Curfew/Vagrancy	0	0	Drug/Narcotic Equipment Violations	107	103	43	1
Disorderly Conduct	8	1	Gambling - Betting/Wagering	0	0	0	0
DUI	50	0	Gambling - Operating/Promoting	0	0	0	0
Drunkenness	12	0	Gambling - Equipment Violations	0	0	0	0
Family-Non Violent	0	0	Gambling - Sports Tampering	0	0	0	0
Liquor Law Violations	1	0	Pornography/Obscene Material	1	0	0	0
Peeping Tom	0	0	Prostitution	11	11	10	0
Trespass	1	0	Prostitution Assisting/Promoting	4	3	4	0
All Other Offenses	15	1	Purchasing Prostitution	2	2	2	0
Total Group B	87	2	Weapon Law Violations	8	8	0	0
			Total Group A Offenses	456	342	259	6

Crime in Tennessee 2017

(*) Offenses are counted using the FBI Units of Count for Crime

(**) The 'Arrests' column shows arrests made for incidents during the selected period, regardless of arrest date. Arrest counts for the same period may change over time.

Millington Police Department - NIBRS Agency Crime Overview - 2017

2016 Population Estimate		10,974	Offenses (*)		Arrests (**)	
Offense Overview			Reported	Cleared	Adult	Juvenile
Group A Offenses						
Crimes Against Persons						
Offense Total	1,556		0	0	0	0
Number Cleared	590		0	0	0	0
Percent Cleared	37.92 %		0	0	0	0
Group A Crimes per 100,000 population	14,179.0		5	4	4	0
			2	0	0	0
			2	1	0	1
			0	0	0	0
			10	0	0	0
			0	0	0	0
			94	64	40	3
			224	117	87	15
			141	35	24	5
			8	6	3	0
			0	0	0	0
			0	0	0	0
			Crimes Against Property			
			7	1	2	0
			0	0	0	0
			61	12	15	3
			25	4	3	0
			143	31	17	11
			14	8	8	0
			1	1	0	0
			86	13	12	0
			46	2	1	0
			7	4	2	2
			0	0	0	0
			4	0	0	0
			10	1	0	0
			0	0	0	0
			22	8	8	5
			0	0	0	0
			2	1	1	0
			181	97	108	10
			97	19	19	2
			3	0	0	0
			80	3	0	5
			18	0	0	0
			65	11	10	5
			45	12	6	1
			7	6	7	0
			Crimes Against Society			
			2	2	2	0
			79	73	69	1
			52	45	11	1
			0	0	0	0
			0	0	0	0
			0	0	0	0
			0	0	0	0
			0	0	0	0
			0	0	0	0
			0	0	0	0
			13	9	4	0
			1,556	590	463	70

Domestic Violence Victims		
Offense	Reported	Cleared
Murder	0	0
Aggravated Assault	29	26
Simple Assault	137	87
Intimidation	39	15
Stalking	5	5
Forcible Rape	1	0
Forcible Sodomy	1	0
Sexual Assault W/Object	0	0
Forcible Fondling	5	0
Incest	0	0
Statutory Rape	0	0
Kidnapping/Abduction	5	4
Commercial Sex Acts	0	0
Involuntary Servitude	0	0
Total	222	137

Group B Arrests		
Offense	Adult	Juvenile
Bad Checks	0	0
Curfew/Vagrancy	0	0
Disorderly Conduct	9	2
DUI	55	1
Drunkenness	34	0
Family-Non Violent	0	0
Liquor Law Violations	2	3
Peeping Tom	0	0
Trespass	13	3
All Other Offenses	304	3
Total Group B	417	12

Crime in Tennessee 2017

(*) Offenses are counted using the FBI Units of Count for Crime

(**) The 'Arrests' column shows arrests made for incidents during the selected period, regardless of arrest date. Arrest counts for the same period may change over time.

Minor Hill Police Department - NIBRS Agency Crime Overview - 2017

2016 Population Estimate		519	Offenses (*)		Arrests (**)	
			Reported	Cleared	Adult	Juvenile
Offense Overview			Group A Offenses			
			Crimes Against Persons			
Offense Total	2		0	0	0	0
Number Cleared	1		0	0	0	0
Percent Cleared	50.00 %		0	0	0	0
Group A Crimes per 100,000 population	385.4		0	0	0	0
			Crimes Against Property			
Arrest Overview						
Total Arrests	2		0	0	0	0
Adult Arrests	2		0	0	0	0
Juvenile Arrests	0		0	0	0	0
Unknown Age	0		1	0	0	0
Arrests per 100,000 population	385.4		0	0	0	0
Average number offenses/incident	1.00		0	0	0	0
			Crimes Against Society			
Domestic Violence Victims						
Offense	Reported	Cleared				
Murder	0	0	0	0	0	0
Aggravated Assault	0	0	0	0	0	0
Simple Assault	0	0	0	0	0	0
Intimidation	0	0	0	0	0	0
Stalking	0	0	0	0	0	0
Forcible Rape	0	0	0	0	0	0
Forcible Sodomy	0	0	0	0	0	0
Sexual Assault W/Object	0	0	0	0	0	0
Forcible Fondling	0	0	0	0	0	0
Incest	0	0	0	0	0	0
Statutory Rape	0	0	0	0	0	0
Kidnapping/Abduction	0	0	0	0	0	0
Commercial Sex Acts	0	0	0	0	0	0
Involuntary Servitude	0	0	0	0	0	0
Total	0	0				
Group B Arrests						
Offense	Adult	Juvenile				
Bad Checks	0	0	0	0	0	0
Curfew/Vagrancy	0	0	0	0	0	0
Disorderly Conduct	0	0	0	0	0	0
DUI	1	0	0	0	0	0
Drunkenness	0	0	0	0	0	0
Family-Non Violent	0	0	0	0	0	0
Liquor Law Violations	0	0	0	0	0	0
Peeping Tom	0	0	0	0	0	0
Trespass	0	0	0	0	0	0
All Other Offenses	0	0	0	0	0	0
Total Group B	1	0				
			Crimes Against Society			
			Animal Cruelty			
			Drug/Narcotic Violations			
			Drug/Narcotic Equipment Violations			
			Gambling - Betting/Wagering			
			Gambling - Operating/Promoting			
			Gambling - Equipment Violations			
			Gambling - Sports Tampering			
			Pornography/Obscene Material			
			Prostitution			
			Prostitution Assisting/Promoting			
			Purchasing Prostitution			
			Weapon Law Violations			
			Total Group A Offenses			
			2	1	1	0

Crime in Tennessee 2017

(*) Offenses are counted using the FBI Units of Count for Crime

(**) The 'Arrests' column shows arrests made for incidents during the selected period, regardless of arrest date. Arrest counts for the same period may change over time.

Monteagle Police Department - NIBRS Agency Crime Overview - 2017

2016 Population Estimate		1,172		Offenses (*)		Arrests (**)	
				Reported	Cleared	Adult	Juvenile
Offense Overview				Group A Offenses			
Crimes Against Persons							
Offense Total	85	Murder	0	0	0	0	
Number Cleared	32	Negligent Manslaughter	0	0	0	0	
Percent Cleared	37.65 %	Negligent Vehicular Manslaughter	0	0	0	0	
Group A Crimes per 100,000 population	7,252.6	Kidnapping/Abduction	0	0	0	0	
		Forcible Rape	0	0	0	0	
		Forcible Sodomy	0	0	0	0	
		Sexual Assault W/Object	0	0	0	0	
		Forcible Fondling	0	0	0	0	
		Incest	0	0	0	0	
		Statutory Rape	1	0	0	0	
		Aggravated Assault	9	7	5	0	
		Simple Assault	9	2	2	0	
		Intimidation	3	1	0	0	
		Stalking	1	0	0	0	
		Commercial Sex Acts	0	0	0	0	
		Involuntary Servitude	0	0	0	0	
		Crimes Against Property					
		Arson	0	0	0	0	
		Bribery	0	0	0	0	
		Burglary	13	0	0	0	
		Counterfeiting/Forgery	2	0	0	0	
		Destruction/Damage/Vandalism	7	2	0	0	
		Embezzlement	0	0	0	0	
		Extortion/Blackmail	0	0	0	0	
		Fraud - False Pretenses	1	0	0	0	
		Fraud - Credit Card/ATM	2	1	0	0	
		Fraud - Impersonation	0	0	0	0	
		Fraud - Welfare	0	0	0	0	
		Fraud - Wire	0	0	0	0	
		Fraud - Identity Theft	1	1	0	0	
		Fraud - Computer Hacking/Invasion	0	0	0	0	
		Robbery	1	1	0	0	
		Theft - Pocket-picking	0	0	0	0	
		Theft - Purse Snatching	1	0	0	0	
		Theft - Shoplifting	3	2	2	0	
		Theft From Building	2	0	0	0	
		Theft From Coin Machine	0	0	0	0	
		Theft From Motor Vehicle	2	0	0	0	
		Theft of Motor Vehicle Parts	2	0	0	0	
		Theft - All Other Larceny	5	1	0	0	
		Motor Vehicle Theft	1	0	0	0	
		Stolen Property Offenses	1	0	0	0	
		Crimes Against Society					
		Animal Cruelty	1	0	0	0	
		Drug/Narcotic Violations	7	6	6	0	
		Drug/Narcotic Equipment Violations	7	7	1	0	
		Gambling - Betting/Wagering	0	0	0	0	
		Gambling - Operating/Promoting	0	0	0	0	
		Gambling - Equipment Violations	0	0	0	0	
		Gambling - Sports Tampering	0	0	0	0	
		Pornography/Obscene Material	0	0	0	0	
		Prostitution	0	0	0	0	
		Prostitution Assisting/Promoting	0	0	0	0	
		Purchasing Prostitution	0	0	0	0	
		Weapon Law Violations	3	1	0	0	
		Total Group A Offenses	85	32	16	0	
Domestic Violence Victims							
Offense	Reported	Cleared					
Murder	0	0	Burglary	13	0	0	
Aggravated Assault	4	3	Counterfeiting/Forgery	2	0	0	
Simple Assault	3	2	Destruction/Damage/Vandalism	7	2	0	
Intimidation	1	0	Embezzlement	0	0	0	
Stalking	1	0	Extortion/Blackmail	0	0	0	
Forcible Rape	0	0	Fraud - False Pretenses	1	0	0	
Forcible Sodomy	0	0	Fraud - Credit Card/ATM	2	1	0	
Sexual Assault W/Object	0	0	Fraud - Impersonation	0	0	0	
Forcible Fondling	0	0	Fraud - Welfare	0	0	0	
Incest	0	0	Fraud - Wire	0	0	0	
Statutory Rape	0	0	Fraud - Identity Theft	1	1	0	
Kidnapping/Abduction	0	0	Fraud - Computer Hacking/Invasion	0	0	0	
Commercial Sex Acts	0	0	Robbery	1	1	0	
Involuntary Servitude	0	0	Theft - Pocket-picking	0	0	0	
Total	9	5	Theft - Purse Snatching	1	0	0	
			Theft - Shoplifting	3	2	2	
			Theft From Building	2	0	0	
			Theft From Coin Machine	0	0	0	
			Theft From Motor Vehicle	2	0	0	
			Theft of Motor Vehicle Parts	2	0	0	
			Theft - All Other Larceny	5	1	0	
			Motor Vehicle Theft	1	0	0	
			Stolen Property Offenses	1	0	0	
			Group B Arrests				
Offense	Adult	Juvenile					
Bad Checks	0	0	Theft - All Other Larceny	5	1	0	
Curfew/Vagrancy	0	0	Motor Vehicle Theft	1	0	0	
Disorderly Conduct	2	0	Stolen Property Offenses	1	0	0	
DUI	7	0	Crimes Against Society				
Drunkenness	1	0	Animal Cruelty	1	0	0	
Family-Non Violent	0	0	Drug/Narcotic Violations	7	6	6	
Liquor Law Violations	0	0	Drug/Narcotic Equipment Violations	7	7	1	
Peeping Tom	0	0	Gambling - Betting/Wagering	0	0	0	
Trespass	1	0	Gambling - Operating/Promoting	0	0	0	
All Other Offenses	1	0	Gambling - Equipment Violations	0	0	0	
Total Group B	12	0	Gambling - Sports Tampering	0	0	0	
			Pornography/Obscene Material	0	0	0	
			Prostitution	0	0	0	
			Prostitution Assisting/Promoting	0	0	0	
			Purchasing Prostitution	0	0	0	
			Weapon Law Violations	3	1	0	
			Total Group A Offenses	85	32	16	

Crime in Tennessee 2017

(*) Offenses are counted using the FBI Units of Count for Crime

(**) The 'Arrests' column shows arrests made for incidents during the selected period, regardless of arrest date. Arrest counts for the same period may change over time.

Monterey Police Department - NIBRS Agency Crime Overview - 2017

2016 Population Estimate		2,868		Offenses (*)		Arrests (**)		
Offense Overview		Group A Offenses		Reported	Cleared	Adult	Juvenile	
Offense Total	139	Crimes Against Persons						
Number Cleared	53	Murder		0	0	0	0	
Percent Cleared	38.13 %	Negligent Manslaughter		0	0	0	0	
Group A Crimes per 100,000 population	4,846.6	Negligent Vehicular Manslaughter		0	0	0	0	
		Kidnapping/Abduction		0	0	0	0	
		Forcible Rape		0	0	0	0	
		Forcible Sodomy		0	0	0	0	
		Sexual Assault W/Object		0	0	0	0	
		Forcible Fondling		0	0	0	0	
		Incest		0	0	0	0	
		Statutory Rape		0	0	0	0	
		Aggravated Assault		16	12	11	0	
		Simple Assault		12	4	5	0	
		Intimidation		1	1	1	0	
		Stalking		1	0	0	0	
		Commercial Sex Acts		0	0	0	0	
		Involuntary Servitude		0	0	0	0	
		Crimes Against Property						
		Arson		0	0	0	0	
		Bribery		0	0	0	0	
		Burglary		15	4	4	0	
		Counterfeiting/Forgery		2	1	1	0	
		Destruction/Damage/Vandalism		14	0	0	0	
		Embezzlement		0	0	0	0	
		Extortion/Blackmail		0	0	0	0	
		Fraud - False Pretenses		0	0	0	0	
		Fraud - Credit Card/ATM		2	0	0	0	
		Fraud - Impersonation		0	0	0	0	
		Fraud - Welfare		0	0	0	0	
		Fraud - Wire		0	0	0	0	
		Fraud - Identity Theft		0	0	0	0	
		Fraud - Computer Hacking/Invasion		0	0	0	0	
		Robbery		1	0	0	0	
		Theft - Pocket-picking		0	0	0	0	
		Theft - Purse Snatching		0	0	0	0	
		Theft - Shoplifting		4	2	2	0	
		Theft From Building		2	0	0	0	
		Theft From Coin Machine		0	0	0	0	
		Theft From Motor Vehicle		4	0	0	0	
		Theft of Motor Vehicle Parts		2	0	0	0	
		Theft - All Other Larceny		18	1	1	0	
		Motor Vehicle Theft		12	2	2	0	
		Stolen Property Offenses		0	0	0	0	
		Crimes Against Society						
		Animal Cruelty		0	0	0	0	
		Drug/Narcotic Violations		27	21	22	0	
		Drug/Narcotic Equipment Violations		5	4	4	0	
		Gambling - Betting/Wagering		0	0	0	0	
		Gambling - Operating/Promoting		0	0	0	0	
		Gambling - Equipment Violations		0	0	0	0	
		Gambling - Sports Tampering		0	0	0	0	
		Pornography/Obscene Material		0	0	0	0	
		Prostitution		0	0	0	0	
		Prostitution Assisting/Promoting		0	0	0	0	
		Purchasing Prostitution		0	0	0	0	
		Weapon Law Violations		1	1	0	0	
		Total Group A Offenses		139	53	53	0	
Domestic Violence Victims								
Offense	Reported	Cleared						
Murder	0	0						
Aggravated Assault	10	9						
Simple Assault	10	4						
Intimidation	0	0						
Stalking	0	0						
Forcible Rape	0	0						
Forcible Sodomy	0	0						
Sexual Assault W/Object	0	0						
Forcible Fondling	0	0						
Incest	0	0						
Statutory Rape	0	0						
Kidnapping/Abduction	0	0						
Commercial Sex Acts	0	0						
Involuntary Servitude	0	0						
Total	20	13						
Group B Arrests								
Offense	Adult	Juvenile						
Bad Checks	0	0						
Curfew/Vagrancy	0	0						
Disorderly Conduct	1	0						
DUI	13	0						
Drunkenness	6	0						
Family-Non Violent	0	0						
Liquor Law Violations	0	0						
Peeping Tom	0	0						
Trespass	2	0						
All Other Offenses	51	1						
Total Group B	73	1						

Crime in Tennessee 2017

(*) Offenses are counted using the FBI Units of Count for Crime

(**) The 'Arrests' column shows arrests made for incidents during the selected period, regardless of arrest date. Arrest counts for the same period may change over time.

Morristown Police Department - NIBRS Agency Crime Overview - 2017

2016 Population Estimate		29,663		Offenses (*)		Arrests (**)	
				Reported	Cleared	Adult	Juvenile
Offense Overview				Group A Offenses			
				Crimes Against Persons			
Offense Total	4,597	Murder	2	1	4	0	
Number Cleared	2,979	Negligent Manslaughter	0	0	0	0	
Percent Cleared	64.80 %	Negligent Vehicular Manslaughter	0	0	0	0	
Group A Crimes per 100,000 population	15,497.4	Kidnapping/Abduction	9	7	0	0	
		Forcible Rape	12	5	1	0	
		Forcible Sodomy	0	0	0	0	
		Sexual Assault W/Object	0	0	0	0	
		Forcible Fondling	17	13	1	0	
		Incest	0	0	0	0	
		Statutory Rape	7	6	5	0	
		Aggravated Assault	185	150	74	6	
		Simple Assault	593	497	152	34	
		Intimidation	293	242	28	2	
		Stalking	2	1	0	0	
		Commercial Sex Acts	0	0	0	0	
		Involuntary Servitude	0	0	0	0	
		Crimes Against Property					
		Arson	6	4	3	0	
		Bribery	1	1	0	0	
		Burglary	188	64	31	8	
		Counterfeiting/Forgery	130	70	27	0	
		Destruction/Damage/Vandalism	396	160	23	1	
		Embezzlement	63	44	16	0	
		Extortion/Blackmail	2	0	0	0	
		Fraud - False Pretenses	275	148	56	0	
		Fraud - Credit Card/ATM	151	93	31	0	
		Fraud - Impersonation	30	21	18	0	
		Fraud - Welfare	0	0	0	0	
		Fraud - Wire	13	6	0	0	
		Fraud - Identity Theft	44	25	2	0	
		Fraud - Computer Hacking/Invasion	0	0	0	0	
		Robbery	23	15	17	0	
		Theft - Pocket-picking	5	2	1	0	
		Theft - Purse Snatching	5	3	3	0	
		Theft - Shoplifting	370	294	305	11	
		Theft From Building	246	120	33	0	
		Theft From Coin Machine	13	0	0	0	
		Theft From Motor Vehicle	167	44	21	2	
		Theft of Motor Vehicle Parts	93	11	5	0	
		Theft - All Other Larceny	184	58	34	2	
		Motor Vehicle Theft	116	80	39	3	
		Stolen Property Offenses	15	10	13	0	
		Crimes Against Society					
		Animal Cruelty	3	3	3	0	
		Drug/Narcotic Violations	553	440	399	21	
		Drug/Narcotic Equipment Violations	252	239	40	2	
		Gambling - Betting/Wagering	0	0	0	0	
		Gambling - Operating/Promoting	0	0	0	0	
		Gambling - Equipment Violations	0	0	0	0	
		Gambling - Sports Tampering	0	0	0	0	
		Pornography/Obscene Material	20	5	3	0	
		Prostitution	0	0	0	0	
		Prostitution Assisting/Promoting	2	2	1	0	
		Purchasing Prostitution	0	0	0	0	
		Weapon Law Violations	111	95	24	3	
		Total Group A Offenses	4,597	2,979	1,413	95	
Domestic Violence Victims							
Offense	Reported	Cleared					
Murder	0	0					
Aggravated Assault	80	69					
Simple Assault	374	324					
Intimidation	120	106					
Stalking	2	1					
Forcible Rape	3	2					
Forcible Sodomy	0	0					
Sexual Assault W/Object	0	0					
Forcible Fondling	3	3					
Incest	0	0					
Statutory Rape	1	1					
Kidnapping/Abduction	6	6					
Commercial Sex Acts	0	0					
Involuntary Servitude	0	0					
Total	589	512					
Group B Arrests							
Offense	Adult	Juvenile					
Bad Checks	5	0					
Curfew/Vagrancy	0	2					
Disorderly Conduct	18	4					
DUI	134	2					
Drunkenness	222	1					
Family-Non Violent	7	0					
Liquor Law Violations	16	7					
Peeping Tom	1	0					
Trespass	64	0					
All Other Offenses	85	6					
Total Group B	552	22					

Crime in Tennessee 2017

(*) Offenses are counted using the FBI Units of Count for Crime

(**) The 'Arrests' column shows arrests made for incidents during the selected period, regardless of arrest date. Arrest counts for the same period may change over time.

Moscow Police Department - NIBRS Agency Crime Overview - 2017

2016 Population Estimate		528		Offenses (*)		Arrests (**)		
				Reported	Cleared	Adult	Juvenile	
Offense Overview				Group A Offenses				
				Crimes Against Persons				
Offense Total	21	Murder		0	0	0	0	
Number Cleared	4	Negligent Manslaughter		0	0	0	0	
Percent Cleared	19.05 %	Negligent Vehicular Manslaughter		0	0	0	0	
Group A Crimes per 100,000 population	3,977.3	Kidnapping/Abduction		0	0	0	0	
		Forcible Rape		0	0	0	0	
		Forcible Sodomy		0	0	0	0	
		Sexual Assault W/Object		0	0	0	0	
		Forcible Fondling		0	0	0	0	
		Incest		0	0	0	0	
		Statutory Rape		0	0	0	0	
		Aggravated Assault		6	3	2	0	
		Simple Assault		3	0	0	0	
		Intimidation		2	0	0	0	
		Stalking		0	0	0	0	
		Commercial Sex Acts		0	0	0	0	
		Involuntary Servitude		0	0	0	0	
		Crimes Against Property						
		Arson		0	0	0	0	
		Bribery		0	0	0	0	
		Burglary		4	0	0	0	
		Counterfeiting/Forgery		0	0	0	0	
		Destruction/Damage/Vandalism		0	0	0	0	
		Embezzlement		0	0	0	0	
		Extortion/Blackmail		0	0	0	0	
		Fraud - False Pretenses		0	0	0	0	
		Fraud - Credit Card/ATM		0	0	0	0	
		Fraud - Impersonation		0	0	0	0	
		Fraud - Welfare		0	0	0	0	
		Fraud - Wire		0	0	0	0	
		Fraud - Identity Theft		0	0	0	0	
		Fraud - Computer Hacking/Invasion		0	0	0	0	
		Robbery		0	0	0	0	
		Theft - Pocket-picking		0	0	0	0	
		Theft - Purse Snatching		0	0	0	0	
		Theft - Shoplifting		1	0	0	0	
		Theft From Building		2	1	1	0	
		Theft From Coin Machine		0	0	0	0	
		Theft From Motor Vehicle		1	0	0	0	
		Theft of Motor Vehicle Parts		0	0	0	0	
		Theft - All Other Larceny		1	0	0	0	
		Motor Vehicle Theft		0	0	0	0	
		Stolen Property Offenses		0	0	0	0	
		Crimes Against Society						
		Animal Cruelty		0	0	0	0	
		Drug/Narcotic Violations		1	0	0	0	
		Drug/Narcotic Equipment Violations		0	0	0	0	
		Gambling - Betting/Wagering		0	0	0	0	
		Gambling - Operating/Promoting		0	0	0	0	
		Gambling - Equipment Violations		0	0	0	0	
		Gambling - Sports Tampering		0	0	0	0	
		Pornography/Obscene Material		0	0	0	0	
		Prostitution		0	0	0	0	
		Prostitution Assisting/Promoting		0	0	0	0	
		Purchasing Prostitution		0	0	0	0	
		Weapon Law Violations		0	0	0	0	
		Total Group A Offenses		21	4	3	0	
Domestic Violence Victims								
Offense	Reported	Cleared						
Murder	0	0	Burglary	4	0	0	0	
Aggravated Assault	6	3	Counterfeiting/Forgery	0	0	0	0	
Simple Assault	3	0	Destruction/Damage/Vandalism	0	0	0	0	
Intimidation	1	0	Embezzlement	0	0	0	0	
Stalking	0	0	Extortion/Blackmail	0	0	0	0	
Forcible Rape	0	0	Fraud - False Pretenses	0	0	0	0	
Forcible Sodomy	0	0	Fraud - Credit Card/ATM	0	0	0	0	
Sexual Assault W/Object	0	0	Fraud - Impersonation	0	0	0	0	
Forcible Fondling	0	0	Fraud - Welfare	0	0	0	0	
Incest	0	0	Fraud - Wire	0	0	0	0	
Statutory Rape	0	0	Fraud - Identity Theft	0	0	0	0	
Kidnapping/Abduction	0	0	Fraud - Computer Hacking/Invasion	0	0	0	0	
Commercial Sex Acts	0	0	Robbery	0	0	0	0	
Involuntary Servitude	0	0	Theft - Pocket-picking	0	0	0	0	
Total	10	3	Theft - Purse Snatching	0	0	0	0	
			Theft - Shoplifting	1	0	0	0	
			Theft From Building	2	1	1	0	
			Theft From Coin Machine	0	0	0	0	
			Theft From Motor Vehicle	1	0	0	0	
			Theft of Motor Vehicle Parts	0	0	0	0	
			Theft - All Other Larceny	1	0	0	0	
			Motor Vehicle Theft	0	0	0	0	
			Stolen Property Offenses	0	0	0	0	
			Group B Arrests					
Offense	Adult	Juvenile						
Bad Checks	0	0	Animal Cruelty	0	0	0	0	
Curfew/Vagrancy	0	0	Drug/Narcotic Violations	1	0	0	0	
Disorderly Conduct	0	0	Drug/Narcotic Equipment Violations	0	0	0	0	
DUI	0	0	Gambling - Betting/Wagering	0	0	0	0	
Drunkenness	0	0	Gambling - Operating/Promoting	0	0	0	0	
Family-Non Violent	0	0	Gambling - Equipment Violations	0	0	0	0	
Liquor Law Violations	0	0	Gambling - Sports Tampering	0	0	0	0	
Peeping Tom	0	0	Pornography/Obscene Material	0	0	0	0	
Trespass	0	0	Prostitution	0	0	0	0	
All Other Offenses	0	0	Prostitution Assisting/Promoting	0	0	0	0	
Total Group B	0	0	Purchasing Prostitution	0	0	0	0	
			Weapon Law Violations	0	0	0	0	

Crime in Tennessee 2017

(*) Offenses are counted using the FBI Units of Count for Crime

(**) The 'Arrests' column shows arrests made for incidents during the selected period, regardless of arrest date. Arrest counts for the same period may change over time.

Mount Carmel Police Department - NIBRS Agency Crime Overview - 2017

2016 Population Estimate		5,427		Offenses (*)		Arrests (**)	
				Reported	Cleared	Adult	Juvenile
Offense Overview				Group A Offenses			
Crimes Against Persons				Crimes Against Persons			
Offense Total	116	Murder	0	0	0	0	
Number Cleared	44	Negligent Manslaughter	0	0	0	0	
Percent Cleared	37.93 %	Negligent Vehicular Manslaughter	0	0	0	0	
Group A Crimes per 100,000 population	2,137.5	Kidnapping/Abduction	2	1	1	0	
		Forcible Rape	1	0	0	0	
		Forcible Sodomy	0	0	0	0	
		Sexual Assault W/Object	0	0	0	0	
		Forcible Fondling	0	0	1	0	
		Incest	0	0	0	0	
		Statutory Rape	0	0	0	0	
		Aggravated Assault	11	9	6	1	
		Simple Assault	11	6	5	0	
		Intimidation	0	0	0	0	
		Stalking	0	0	0	0	
		Commercial Sex Acts	0	0	0	0	
		Involuntary Servitude	0	0	0	0	
		Crimes Against Property					
		Arson	0	0	0	0	
		Bribery	0	0	0	0	
		Burglary	11	0	0	0	
		Counterfeiting/Forgery	6	1	0	0	
		Destruction/Damage/Vandalism	13	1	0	0	
		Embezzlement	0	0	0	0	
		Extortion/Blackmail	0	0	0	0	
		Fraud - False Pretenses	1	0	0	0	
		Fraud - Credit Card/ATM	1	0	0	0	
		Fraud - Impersonation	0	0	0	0	
		Fraud - Welfare	0	0	0	0	
		Fraud - Wire	1	0	0	0	
		Fraud - Identity Theft	2	0	0	0	
		Fraud - Computer Hacking/Invasion	0	0	0	0	
		Robbery	1	1	1	0	
		Theft - Pocket-picking	0	0	0	0	
		Theft - Purse Snatching	0	0	0	0	
		Theft - Shoplifting	1	0	0	0	
		Theft From Building	11	1	0	0	
		Theft From Coin Machine	0	0	0	0	
		Theft From Motor Vehicle	4	0	0	0	
		Theft of Motor Vehicle Parts	2	0	0	0	
		Theft - All Other Larceny	13	1	1	0	
		Motor Vehicle Theft	3	2	1	0	
		Stolen Property Offenses	0	0	0	0	
		Crimes Against Society					
		Animal Cruelty	0	0	0	0	
		Drug/Narcotic Violations	9	9	7	0	
		Drug/Narcotic Equipment Violations	8	8	0	0	
		Gambling - Betting/Wagering	0	0	0	0	
		Gambling - Operating/Promoting	0	0	0	0	
		Gambling - Equipment Violations	0	0	0	0	
		Gambling - Sports Tampering	0	0	0	0	
		Pornography/Obscene Material	0	0	0	0	
		Prostitution	0	0	0	0	
		Prostitution Assisting/Promoting	0	0	0	0	
		Purchasing Prostitution	0	0	0	0	
		Weapon Law Violations	4	4	2	0	
		Total Group A Offenses	116	44	25	1	
Domestic Violence Victims							
Offense	Reported	Cleared					
Murder	0	0					
Aggravated Assault	5	4					
Simple Assault	8	6					
Intimidation	0	0					
Stalking	0	0					
Forcible Rape	0	0					
Forcible Sodomy	0	0					
Sexual Assault W/Object	0	0					
Forcible Fondling	0	0					
Incest	0	0					
Statutory Rape	0	0					
Kidnapping/Abduction	1	1					
Commercial Sex Acts	0	0					
Involuntary Servitude	0	0					
Total	14	11					
Group B Arrests							
Offense	Adult	Juvenile					
Bad Checks	0	0					
Curfew/Vagrancy	0	0					
Disorderly Conduct	0	0					
DUI	10	0					
Drunkenness	4	0					
Family-Non Violent	0	0					
Liquor Law Violations	0	1					
Peeping Tom	0	0					
Trespass	0	0					
All Other Offenses	64	4					
Total Group B	78	5					

Crime in Tennessee 2017

(*) Offenses are counted using the FBI Units of Count for Crime

(**) The 'Arrests' column shows arrests made for incidents during the selected period, regardless of arrest date. Arrest counts for the same period may change over time.

Mount Juliet Police Department - NIBRS Agency Crime Overview - 2017

2016 Population Estimate		33,263		Offenses (*)		Arrests (**)		
Offense Overview		Group A Offenses		Reported	Cleared	Adult	Juvenile	
Offense Total	1,601	Crimes Against Persons						
Number Cleared	995	Murder		0	0	0	0	
Percent Cleared	62.15 %	Negligent Manslaughter		0	0	0	0	
Group A Crimes per 100,000 population	4,813.2	Negligent Vehicular Manslaughter		0	0	0	0	
		Kidnapping/Abduction		2	2	2	0	
		Forcible Rape		7	3	0	0	
		Forcible Sodomy		1	0	0	0	
		Sexual Assault W/Object		6	3	0	1	
		Forcible Fondling		3	1	0	0	
		Incest		0	0	0	0	
		Statutory Rape		3	3	2	0	
		Aggravated Assault		36	33	20	2	
		Simple Assault		199	163	73	11	
		Intimidation		3	1	0	0	
		Stalking		1	1	1	0	
		Commercial Sex Acts		0	0	0	0	
		Involuntary Servitude		0	0	0	0	
		Crimes Against Property						
		Arson		2	1	0	0	
		Bribery		0	0	0	0	
		Burglary		35	4	2	0	
		Counterfeiting/Forgery		4	2	1	0	
		Destruction/Damage/Vandalism		71	28	5	9	
		Embezzlement		10	6	3	0	
		Extortion/Blackmail		0	0	0	0	
		Fraud - False Pretenses		60	23	15	1	
		Fraud - Credit Card/ATM		86	23	6	1	
		Fraud - Impersonation		11	11	9	0	
		Fraud - Welfare		0	0	0	0	
		Fraud - Wire		0	0	0	0	
		Fraud - Identity Theft		0	0	0	0	
		Fraud - Computer Hacking/Invasion		0	0	0	0	
		Robbery		11	2	2	0	
		Theft - Pocket-picking		0	0	0	0	
		Theft - Purse Snatching		0	0	0	0	
		Theft - Shoplifting		218	177	177	26	
		Theft From Building		103	29	12	1	
		Theft From Coin Machine		0	0	0	0	
		Theft From Motor Vehicle		119	25	2	10	
		Theft of Motor Vehicle Parts		19	4	3	0	
		Theft - All Other Larceny		71	22	6	3	
		Motor Vehicle Theft		52	19	3	9	
		Stolen Property Offenses		15	12	11	3	
		Crimes Against Society						
		Animal Cruelty		0	0	0	0	
		Drug/Narcotic Violations		272	234	213	27	
		Drug/Narcotic Equipment Violations		153	140	39	4	
		Gambling - Betting/Wagering		0	0	0	0	
		Gambling - Operating/Promoting		0	0	0	0	
		Gambling - Equipment Violations		0	0	0	0	
		Gambling - Sports Tampering		0	0	0	0	
		Pornography/Obscene Material		5	2	2	0	
		Prostitution		0	0	0	0	
		Prostitution Assisting/Promoting		0	0	0	0	
		Purchasing Prostitution		0	0	0	0	
		Weapon Law Violations		23	21	6	0	
		Total Group A Offenses		1,601	995	615	108	
Domestic Violence Victims								
Offense	Reported	Cleared						
Murder	0	0						
Aggravated Assault	22	21						
Simple Assault	150	119						
Intimidation	1	0						
Stalking	1	1						
Forcible Rape	3	1						
Forcible Sodomy	1	0						
Sexual Assault W/Object	0	0						
Forcible Fondling	2	1						
Incest	0	0						
Statutory Rape	0	0						
Kidnapping/Abduction	1	1						
Commercial Sex Acts	0	0						
Involuntary Servitude	0	0						
Total	181	144						
Group B Arrests								
Offense	Adult	Juvenile						
Bad Checks	0	0						
Curfew/Vagrancy	0	1						
Disorderly Conduct	8	2						
DUI	121	0						
Drunkenness	66	0						
Family-Non Violent	1	0						
Liquor Law Violations	4	2						
Peeping Tom	0	0						
Trespass	25	1						
All Other Offenses	105	28						
Total Group B	330	34						

Crime in Tennessee 2017

(*) Offenses are counted using the FBI Units of Count for Crime

(**) The 'Arrests' column shows arrests made for incidents during the selected period, regardless of arrest date. Arrest counts for the same period may change over time.

Mount Pleasant Police Department - NIBRS Agency Crime Overview - 2017

2016 Population Estimate		4,853		Offenses (*)		Arrests (**)	
				Reported	Cleared	Adult	Juvenile
Offense Overview				Group A Offenses			
Crimes Against Persons							
Offense Total	333	Murder	0	0	0	0	
Number Cleared	151	Negligent Manslaughter	0	0	0	0	
Percent Cleared	45.35 %	Negligent Vehicular Manslaughter	0	0	0	0	
Group A Crimes per 100,000 population	6,861.7	Kidnapping/Abduction	2	2	3	0	
		Forcible Rape	3	0	0	0	
		Forcible Sodomy	0	0	0	0	
		Sexual Assault W/Object	0	0	0	0	
		Forcible Fondling	1	0	0	0	
		Incest	0	0	0	0	
		Statutory Rape	0	0	0	0	
		Aggravated Assault	15	13	10	0	
		Simple Assault	39	13	10	1	
		Intimidation	10	0	0	0	
		Stalking	3	0	0	0	
		Commercial Sex Acts	1	0	0	0	
		Involuntary Servitude	0	0	0	0	
		Crimes Against Property					
		Arson	0	0	0	0	
		Bribery	0	0	0	0	
		Burglary	6	0	0	0	
		Counterfeiting/Forgery	8	0	0	0	
		Destruction/Damage/Vandalism	42	5	3	0	
		Embezzlement	0	0	0	0	
		Extortion/Blackmail	0	0	0	0	
		Fraud - False Pretenses	7	0	0	0	
		Fraud - Credit Card/ATM	2	0	0	0	
		Fraud - Impersonation	2	1	1	0	
		Fraud - Welfare	0	0	0	0	
		Fraud - Wire	0	0	0	0	
		Fraud - Identity Theft	0	0	0	0	
		Fraud - Computer Hacking/Invasion	0	0	0	0	
		Robbery	2	0	0	0	
		Theft - Pocket-picking	3	1	1	0	
		Theft - Purse Snatching	0	0	0	0	
		Theft - Shoplifting	5	2	2	0	
		Theft From Building	31	3	1	0	
		Theft From Coin Machine	0	0	0	0	
		Theft From Motor Vehicle	7	0	0	0	
		Theft of Motor Vehicle Parts	2	0	0	0	
		Theft - All Other Larceny	17	3	2	0	
		Motor Vehicle Theft	11	2	2	0	
		Stolen Property Offenses	0	0	0	0	
		Crimes Against Society					
		Animal Cruelty	1	0	0	0	
		Drug/Narcotic Violations	73	69	55	5	
		Drug/Narcotic Equipment Violations	31	28	14	0	
		Gambling - Betting/Wagering	0	0	0	0	
		Gambling - Operating/Promoting	0	0	0	0	
		Gambling - Equipment Violations	0	0	0	0	
		Gambling - Sports Tampering	0	0	0	0	
		Pornography/Obscene Material	0	0	0	0	
		Prostitution	1	1	1	0	
		Prostitution Assisting/Promoting	0	0	0	0	
		Purchasing Prostitution	0	0	0	0	
		Weapon Law Violations	8	8	4	0	
		Total Group A Offenses	333	151	109	6	
Domestic Violence Victims							
Offense	Reported	Cleared					
Murder	0	0					
Aggravated Assault	9	8					
Simple Assault	27	11					
Intimidation	4	0					
Stalking	1	0					
Forcible Rape	2	0					
Forcible Sodomy	0	0					
Sexual Assault W/Object	0	0					
Forcible Fondling	0	0					
Incest	0	0					
Statutory Rape	0	0					
Kidnapping/Abduction	2	2					
Commercial Sex Acts	0	0					
Involuntary Servitude	0	0					
Total	45	21					
Group B Arrests							
Offense	Adult	Juvenile					
Bad Checks	0	0					
Curfew/Vagrancy	0	0					
Disorderly Conduct	1	0					
DUI	30	0					
Drunkenness	26	0					
Family-Non Violent	0	0					
Liquor Law Violations	6	0					
Peeping Tom	0	0					
Trespass	20	0					
All Other Offenses	23	1					
Total Group B	106	1					

Crime in Tennessee 2017

(*) Offenses are counted using the FBI Units of Count for Crime

(**) The 'Arrests' column shows arrests made for incidents during the selected period, regardless of arrest date. Arrest counts for the same period may change over time.

Mountain City Police Department - NIBRS Agency Crime Overview - 2017

2016 Population Estimate		2,443		Offenses (*)		Arrests (**)	
Offense Overview		Group A Offenses		Reported	Cleared	Adult	Juvenile
Offense Total	27	Crimes Against Persons					
Number Cleared	26	Murder		0	0	0	0
Percent Cleared	96.30 %	Negligent Manslaughter		0	0	0	0
Group A Crimes per 100,000 population	1,105.2	Negligent Vehicular Manslaughter		0	0	0	0
		Kidnapping/Abduction		0	0	0	0
		Forcible Rape		0	0	0	0
		Forcible Sodomy		0	0	0	0
		Sexual Assault W/Object		0	0	0	0
		Forcible Fondling		0	0	0	0
		Incest		0	0	0	0
		Statutory Rape		0	0	0	0
		Aggravated Assault		3	3	3	0
		Simple Assault		10	9	9	0
		Intimidation		0	0	0	0
		Stalking		1	1	1	0
		Commercial Sex Acts		0	0	0	0
		Involuntary Servitude		0	0	0	0
		Crimes Against Property					
		Arson		0	0	0	0
		Bribery		0	0	0	0
		Burglary		0	0	0	0
		Counterfeiting/Forgery		0	0	0	0
		Destruction/Damage/Vandalism		3	3	3	0
		Embezzlement		0	0	0	0
		Extortion/Blackmail		0	0	0	0
		Fraud - False Pretenses		0	0	0	0
		Fraud - Credit Card/ATM		0	0	0	0
		Fraud - Impersonation		0	0	0	0
		Fraud - Welfare		0	0	0	0
		Fraud - Wire		0	0	0	0
		Fraud - Identity Theft		0	0	0	0
		Fraud - Computer Hacking/Invasion		0	0	0	0
		Robbery		0	0	0	0
		Theft - Pocket-picking		0	0	0	0
		Theft - Purse Snatching		0	0	0	0
		Theft - Shoplifting		2	2	2	0
		Theft From Building		0	0	0	0
		Theft From Coin Machine		0	0	0	0
		Theft From Motor Vehicle		0	0	0	0
		Theft of Motor Vehicle Parts		0	0	0	0
		Theft - All Other Larceny		1	1	1	0
		Motor Vehicle Theft		1	1	1	0
		Stolen Property Offenses		0	0	0	0
		Crimes Against Society					
		Animal Cruelty		0	0	0	0
		Drug/Narcotic Violations		5	5	5	0
		Drug/Narcotic Equipment Violations		1	1	1	0
		Gambling - Betting/Wagering		0	0	0	0
		Gambling - Operating/Promoting		0	0	0	0
		Gambling - Equipment Violations		0	0	0	0
		Gambling - Sports Tampering		0	0	0	0
		Pornography/Obscene Material		0	0	0	0
		Prostitution		0	0	0	0
		Prostitution Assisting/Promoting		0	0	0	0
		Purchasing Prostitution		0	0	0	0
		Weapon Law Violations		0	0	0	0
		Total Group A Offenses		27	26	26	0
Domestic Violence Victims							
Offense	Reported	Cleared	Offense	Reported	Cleared	Adult	Juvenile
Murder	0	0	Burglary	0	0	0	0
Aggravated Assault	3	3	Counterfeiting/Forgery	0	0	0	0
Simple Assault	10	9	Destruction/Damage/Vandalism	3	3	3	0
Intimidation	0	0	Embezzlement	0	0	0	0
Stalking	1	1	Extortion/Blackmail	0	0	0	0
Forcible Rape	0	0	Fraud - False Pretenses	0	0	0	0
Forcible Sodomy	0	0	Fraud - Credit Card/ATM	0	0	0	0
Sexual Assault W/Object	0	0	Fraud - Impersonation	0	0	0	0
Forcible Fondling	0	0	Fraud - Welfare	0	0	0	0
Incest	0	0	Fraud - Wire	0	0	0	0
Statutory Rape	0	0	Fraud - Identity Theft	0	0	0	0
Kidnapping/Abduction	0	0	Fraud - Computer Hacking/Invasion	0	0	0	0
Commercial Sex Acts	0	0	Robbery	0	0	0	0
Involuntary Servitude	0	0	Theft - Pocket-picking	0	0	0	0
Total	14	13	Theft - Purse Snatching	0	0	0	0
Group B Arrests							
Offense	Adult	Juvenile	Theft - Shoplifting	2	2	2	0
Bad Checks	0	0	Theft From Building	0	0	0	0
Curfew/Vagrancy	0	0	Theft From Coin Machine	0	0	0	0
Disorderly Conduct	2	0	Theft From Motor Vehicle	0	0	0	0
DUI	21	0	Theft of Motor Vehicle Parts	0	0	0	0
Drunkenness	20	0	Theft - All Other Larceny	1	1	1	0
Family-Non Violent	0	0	Motor Vehicle Theft	1	1	1	0
Liquor Law Violations	0	0	Stolen Property Offenses	0	0	0	0
Peeping Tom	0	0	Crimes Against Society				
Trespass	1	0	Animal Cruelty	0	0	0	0
All Other Offenses	0	0	Drug/Narcotic Violations	5	5	5	0
Total Group B	44	0	Drug/Narcotic Equipment Violations	1	1	1	0
			Gambling - Betting/Wagering	0	0	0	0
			Gambling - Operating/Promoting	0	0	0	0
			Gambling - Equipment Violations	0	0	0	0
			Gambling - Sports Tampering	0	0	0	0
			Pornography/Obscene Material	0	0	0	0
			Prostitution	0	0	0	0
			Prostitution Assisting/Promoting	0	0	0	0
			Purchasing Prostitution	0	0	0	0
			Weapon Law Violations	0	0	0	0
			Total Group A Offenses	27	26	26	0

Crime in Tennessee 2017

(*) Offenses are counted using the FBI Units of Count for Crime

(**) The 'Arrests' column shows arrests made for incidents during the selected period, regardless of arrest date. Arrest counts for the same period may change over time.

Murfreesboro Police Department - NIBRS Agency Crime Overview - 2017

2016 Population Estimate		131,947		Offenses (*)		Arrests (**)	
				Reported	Cleared	Adult	Juvenile
Offense Overview				Group A Offenses			
				Crimes Against Persons			
Offense Total	13,361	Murder	3	2	2	2	
Number Cleared	3,580	Negligent Manslaughter	0	0	0	0	
Percent Cleared	26.79 %	Negligent Vehicular Manslaughter	0	0	0	0	
Group A Crimes per 100,000 population	10,126.0	Kidnapping/Abduction	25	13	12	0	
		Forcible Rape	69	12	8	2	
		Forcible Sodomy	2	0	0	0	
		Sexual Assault W/Object	16	0	1	0	
		Forcible Fondling	39	7	3	0	
		Incest	1	0	0	0	
		Statutory Rape	13	6	6	0	
		Aggravated Assault	499	184	174	3	
		Simple Assault	1,918	453	328	35	
		Intimidation	1,730	82	30	0	
		Stalking	75	4	4	0	
		Commercial Sex Acts	1	0	0	0	
		Involuntary Servitude	0	0	0	0	
		Crimes Against Property					
		Arson	7	0	0	0	
		Bribery	0	0	0	0	
		Burglary	524	23	18	4	
		Counterfeiting/Forgery	200	31	22	2	
		Destruction/Damage/Vandalism	1,037	83	22	4	
		Embezzlement	54	17	17	0	
		Extortion/Blackmail	4	0	0	0	
		Fraud - False Pretenses	656	39	31	1	
		Fraud - Credit Card/ATM	245	3	0	0	
		Fraud - Impersonation	237	127	108	3	
		Fraud - Welfare	0	0	0	0	
		Fraud - Wire	20	0	0	0	
		Fraud - Identity Theft	0	0	0	0	
		Fraud - Computer Hacking/Invasion	0	0	0	0	
		Robbery	144	12	7	3	
		Theft - Pocket-picking	12	0	0	0	
		Theft - Purse Snatching	1	0	0	0	
		Theft - Shoplifting	1,020	455	484	68	
		Theft From Building	557	13	7	0	
		Theft From Coin Machine	2	0	0	0	
		Theft From Motor Vehicle	1,282	51	38	6	
		Theft of Motor Vehicle Parts	203	5	5	0	
		Theft - All Other Larceny	533	24	24	1	
		Motor Vehicle Theft	274	26	21	4	
		Stolen Property Offenses	41	36	30	1	
		Crimes Against Society					
		Animal Cruelty	0	0	0	0	
		Drug/Narcotic Violations	995	978	1,014	28	
		Drug/Narcotic Equipment Violations	779	768	355	6	
		Gambling - Betting/Wagering	0	0	0	0	
		Gambling - Operating/Promoting	0	0	0	0	
		Gambling - Equipment Violations	0	0	0	0	
		Gambling - Sports Tampering	0	0	0	0	
		Pornography/Obscene Material	11	0	0	0	
		Prostitution	17	16	14	0	
		Prostitution Assisting/Promoting	0	0	0	0	
		Purchasing Prostitution	0	0	0	0	
		Weapon Law Violations	115	110	30	6	
		Total Group A Offenses	13,361	3,580	2,815	179	
Domestic Violence Victims							
Offense	Reported	Cleared					
Murder	0	0					
Aggravated Assault	228	134					
Simple Assault	1,408	385					
Intimidation	1,515	68					
Stalking	48	4					
Forcible Rape	18	6					
Forcible Sodomy	1	0					
Sexual Assault W/Object	4	0					
Forcible Fondling	15	2					
Incest	1	0					
Statutory Rape	2	0					
Kidnapping/Abduction	18	11					
Commercial Sex Acts	0	0					
Involuntary Servitude	0	0					
Total	3,258	610					
Group B Arrests							
Offense	Adult	Juvenile					
Bad Checks	0	0					
Curfew/Vagrancy	0	1					
Disorderly Conduct	26	0					
DUI	372	0					
Drunkenness	257	0					
Family-Non Violent	2	0					
Liquor Law Violations	39	4					
Peeping Tom	0	0					
Trespass	25	0					
All Other Offenses	76	2					
Total Group B	797	7					

Crime in Tennessee 2017

(*) Offenses are counted using the FBI Units of Count for Crime

(**) The 'Arrests' column shows arrests made for incidents during the selected period, regardless of arrest date. Arrest counts for the same period may change over time.

Nashville Metro Park Police - NIBRS Agency Crime Overview - 2017

2016 Population Estimate		N/A	Offenses (*)		Arrests (**)	
Offense Overview			Reported	Cleared	Adult	Juvenile
Group A Offenses						
Crimes Against Persons						
Offense Total	257	Murder	0	0	0	0
Number Cleared	28	Negligent Manslaughter	0	0	0	0
Percent Cleared	10.89 %	Negligent Vehicular Manslaughter	0	0	0	0
Group A Crimes per 100,000 population	N/A	Kidnapping/Abduction	1	0	0	0
		Forcible Rape	0	0	0	0
		Forcible Sodomy	0	0	0	0
		Sexual Assault W/Object	0	0	0	0
		Forcible Fondling	0	0	0	0
Arrest Overview		Incest	0	0	0	0
Total Arrests	69	Statutory Rape	0	0	0	0
Adult Arrests	66	Aggravated Assault	3	3	5	0
Juvenile Arrests	3	Simple Assault	20	12	0	0
Unknown Age	0	Intimidation	7	0	1	0
Arrests per 100,000 population	N/A	Stalking	0	0	0	0
		Commercial Sex Acts	0	0	0	0
Average number offenses/incident	1.12	Involuntary Servitude	0	0	0	0
		Crimes Against Property				
Domestic Violence Victims		Arson	1	0	0	0
Offense	Reported	Cleared	Bribery	0	0	0
Murder	0	0	Burglary	4	0	0
Aggravated Assault	0	0	Counterfeiting/Forgery	0	0	0
Simple Assault	3	3	Destruction/Damage/Vandalism	39	0	0
Intimidation	0	0	Embezzlement	0	0	0
Stalking	0	0	Extortion/Blackmail	0	0	0
Forcible Rape	0	0	Fraud - False Pretenses	0	0	0
Forcible Sodomy	0	0	Fraud - Credit Card/ATM	0	0	0
Sexual Assault W/Object	0	0	Fraud - Impersonation	1	0	1
Forcible Fondling	0	0	Fraud - Welfare	0	0	0
Incest	0	0	Fraud - Wire	0	0	0
Statutory Rape	0	0	Fraud - Identity Theft	0	0	0
Kidnapping/Abduction	0	0	Fraud - Computer Hacking/Invasion	0	0	0
Commercial Sex Acts	0	0	Robbery	3	2	1
Involuntary Servitude	0	0	Theft - Pocket-picking	0	0	0
Total	3	3	Theft - Purse Snatching	0	0	0
			Theft - Shoplifting	0	0	0
			Theft From Building	3	0	0
Group B Arrests			Theft From Coin Machine	0	0	0
Offense	Adult	Juvenile	Theft From Motor Vehicle	146	3	3
Bad Checks	0	0	Theft of Motor Vehicle Parts	2	0	0
Curfew/Vagrancy	0	1	Theft - All Other Larceny	9	0	0
Disorderly Conduct	5	0	Motor Vehicle Theft	7	0	0
DUI	3	0	Stolen Property Offenses	0	0	0
Drunkenness	3	0	Crimes Against Society			
Family-Non Violent	2	0	Animal Cruelty	0	0	0
Liquor Law Violations	1	0	Drug/Narcotic Violations	6	4	3
Peeping Tom	0	0	Drug/Narcotic Equipment Violations	3	3	2
Trespass	11	1	Gambling - Betting/Wagering	0	0	0
All Other Offenses	26	0	Gambling - Operating/Promoting	0	0	0
Total Group B	51	2	Gambling - Equipment Violations	0	0	0
			Gambling - Sports Tampering	0	0	0
			Pornography/Obscene Material	0	0	0
			Prostitution	0	0	0
			Prostitution Assisting/Promoting	0	0	0
			Purchasing Prostitution	0	0	0
			Weapon Law Violations	2	1	0
			Total Group A Offenses	257	28	15
						1

Crime in Tennessee 2017

(*) Offenses are counted using the FBI Units of Count for Crime

(**) The 'Arrests' column shows arrests made for incidents during the selected period, regardless of arrest date. Arrest counts for the same period may change over time.

Nashville Metro Police Department - NIBRS Agency Crime Overview - 2017

2016 Population Estimate		684,410		Offenses (*)		Arrests (**)	
				Reported	Cleared	Adult	Juvenile
Offense Overview				Group A Offenses			
				Crimes Against Persons			
Offense Total	82,385	Murder	111	61	83	8	
Number Cleared	33,455	Negligent Manslaughter	1	1	2	0	
Percent Cleared	40.61 %	Negligent Vehicular Manslaughter	0	0	0	0	
Group A Crimes per 100,000 population	12,037.4	Kidnapping/Abduction	206	98	72	0	
		Forcible Rape	332	75	17	0	
		Forcible Sodomy	116	33	0	0	
		Sexual Assault W/Object	46	16	0	0	
		Forcible Fondling	369	149	19	2	
		Incest	0	0	0	0	
		Statutory Rape	32	10	0	0	
		Aggravated Assault	5,070	2,448	1,674	272	
		Simple Assault	12,078	8,412	2,070	267	
		Intimidation	3,824	1,829	807	206	
		Stalking	125	81	75	0	
		Commercial Sex Acts	3	0	0	0	
		Involuntary Servitude	0	0	0	0	
		Crimes Against Property					
		Arson	70	26	6	5	
		Bribery	1	0	0	0	
		Burglary	4,337	521	293	32	
		Counterfeiting/Forgery	773	142	65	8	
		Destruction/Damage/Vandalism	7,654	2,036	840	150	
		Embezzlement	565	151	0	0	
		Extortion/Blackmail	71	6	0	0	
		Fraud - False Pretenses	1,950	190	125	3	
		Fraud - Credit Card/ATM	2,146	23	13	1	
		Fraud - Impersonation	656	82	147	6	
		Fraud - Welfare	0	0	0	0	
		Fraud - Wire	129	1	0	0	
		Fraud - Identity Theft	154	4	21	0	
		Fraud - Computer Hacking/Invasion	16	0	0	0	
		Robbery	2,051	336	245	75	
		Theft - Pocket-picking	157	11	0	0	
		Theft - Purse Snatching	48	10	0	0	
		Theft - Shoplifting	5,476	2,077	1,816	227	
		Theft From Building	3,444	655	0	0	
		Theft From Coin Machine	49	5	0	0	
		Theft From Motor Vehicle	5,881	266	91	30	
		Theft of Motor Vehicle Parts	1,673	30	0	0	
		Theft - All Other Larceny	2,525	338	918	130	
		Motor Vehicle Theft	2,664	200	151	48	
		Stolen Property Offenses	14	7	0	0	
		Crimes Against Society					
		Animal Cruelty	0	0	0	0	
		Drug/Narcotic Violations	8,105	6,642	5,581	408	
		Drug/Narcotic Equipment Violations	5,260	4,585	3,401	161	
		Gambling - Betting/Wagering	4	4	13	4	
		Gambling - Operating/Promoting	2	1	3	0	
		Gambling - Equipment Violations	26	24	28	2	
		Gambling - Sports Tampering	3	3	0	0	
		Pornography/Obscene Material	115	47	10	1	
		Prostitution	243	229	225	0	
		Prostitution Assisting/Promoting	5	5	15	0	
		Purchasing Prostitution	13	13	50	0	
		Weapon Law Violations	3,792	1,572	374	94	
		Total Group A Offenses	82,385	33,455	19,250	2,140	
Domestic Violence Victims							
Offense	Reported	Cleared					
Murder	12	10					
Aggravated Assault	1,456	1,264					
Simple Assault	6,738	6,022					
Intimidation	1,344	1,165					
Stalking	75	63					
Forcible Rape	60	24					
Forcible Sodomy	35	18					
Sexual Assault W/Object	15	6					
Forcible Fondling	72	24					
Incest	0	0					
Statutory Rape	12	4					
Kidnapping/Abduction	83	72					
Commercial Sex Acts	0	0					
Involuntary Servitude	0	0					
Total	9,902	8,672					
Group B Arrests							
Offense	Adult	Juvenile					
Bad Checks	4	0					
Curfew/Vagrancy	0	553					
Disorderly Conduct	698	514					
DUI	1,320	5					
Drunkenness	2,464	0					
Family-Non Violent	427	0					
Liquor Law Violations	275	40					
Peeping Tom	0	0					
Trespass	3,358	181					
All Other Offenses	8,477	245					
Total Group B	17,023	1,538					

Crime in Tennessee 2017

(*) Offenses are counted using the FBI Units of Count for Crime

(**) The 'Arrests' column shows arrests made for incidents during the selected period, regardless of arrest date. Arrest counts for the same period may change over time.

New Johnsonville Police Department - NIBRS Agency Crime Overview - 2017

2016 Population Estimate	1,915	Offenses (*)		Arrests (**)	
		Reported	Cleared	Adult	Juvenile
Offense Overview		Group A Offenses			
		Crimes Against Persons			
Offense Total	184	0	0	0	0
Number Cleared	111	0	0	0	0
Percent Cleared	60.33 %	0	0	0	0
Group A Crimes per 100,000 population	9,608.4	1	1	0	0
		0	0	0	0
		1	0	0	0
		0	0	0	0
		0	0	0	0
		3	0	0	0
		0	0	0	0
		0	0	0	0
		3	2	2	0
		12	9	10	0
		1	1	1	0
		1	0	0	0
		0	0	0	0
		0	0	0	0
		3	2	2	0
		12	9	10	0
		1	1	1	0
		1	0	0	0
		0	0	0	0
		0	0	0	0
		3	2	2	0
		12	9	10	0
		1	1	1	0
		1	0	0	0
		0	0	0	0
		0	0	0	0
		3	2	2	0
		12	9	10	0
		1	1	1	0
		1	0	0	0
		0	0	0	0
		0	0	0	0
		3	2	2	0
		12	9	10	0
		1	1	1	0
		1	0	0	0
		0	0	0	0
		0	0	0	0
		3	2	2	0
		12	9	10	0
		1	1	1	0
		1	0	0	0
		0	0	0	0
		0	0	0	0
		3	2	2	0
		12	9	10	0
		1	1	1	0
		1	0	0	0
		0	0	0	0
		0	0	0	0
		3	2	2	0
		12	9	10	0
		1	1	1	0
		1	0	0	0
		0	0	0	0
		0	0	0	0
		3	2	2	0
		12	9	10	0
		1	1	1	0
		1	0	0	0
		0	0	0	0
		0	0	0	0
		3	2	2	0
		12	9	10	0
		1	1	1	0
		1	0	0	0
		0	0	0	0
		0	0	0	0
		3	2	2	0
		12	9	10	0
		1	1	1	0
		1	0	0	0
		0	0	0	0
		0	0	0	0
		3	2	2	0
		12	9	10	0
		1	1	1	0
		1	0	0	0
		0	0	0	0
		0	0	0	0
		3	2	2	0
		12	9	10	0
		1	1	1	0
		1	0	0	0
		0	0	0	0
		0	0	0	0
		3	2	2	0
		12	9	10	0
		1	1	1	0
		1	0	0	0
		0	0	0	0
		0	0	0	0
		3	2	2	0
		12	9	10	0
		1	1	1	0
		1	0	0	0
		0	0	0	0
		0	0	0	0
		3	2	2	0
		12	9	10	0
		1	1	1	0
		1	0	0	0
		0	0	0	0
		0	0	0	0
		3	2	2	0
		12	9	10	0
		1	1	1	0
		1	0	0	0
		0	0	0	0
		0	0	0	0
		3	2	2	0
		12	9	10	0
		1	1	1	0
		1	0	0	0
		0	0	0	0
		0	0	0	0
		3	2	2	0
		12	9	10	0
		1	1	1	0
		1	0	0	0
		0	0	0	0
		0	0	0	0
		3	2	2	0
		12	9	10	0
		1	1	1	0
		1	0	0	0
		0	0	0	0
		0	0	0	0
		3	2	2	0
		12	9	10	0
		1	1	1	0
		1	0	0	0
		0	0	0	0
		0	0	0	0
		3	2	2	0
		12	9	10	0
		1	1	1	0
		1	0	0	0
		0	0	0	0
		0	0	0	0
		3	2	2	0
		12	9	10	0
		1	1	1	0
		1	0	0	0
		0	0	0	0
		0	0	0	0
		3	2	2	0
		12	9	10	0
		1	1	1	0
		1	0	0	0
		0	0	0	0
		0	0	0	0
		3	2	2	0
		12	9	10	0
		1	1	1	0
		1	0	0	0
		0	0	0	0
		0	0	0	0
		3	2	2	0
		12	9	10	0
		1	1	1	0
		1	0	0	0
		0	0	0	0
		0	0	0	0
		3	2	2	0
		12	9	10	0
		1	1	1	0
		1	0	0	0
		0	0	0	0
		0	0		

New Tazewell Police Department - NIBRS Agency Crime Overview - 2017

2016 Population Estimate		2,767		Offenses (*)		Arrests (**)		
Offense Overview		Group A Offenses		Reported	Cleared	Adult	Juvenile	
Offense Total	311	Crimes Against Persons						
Number Cleared	251	Murder		0	0	0	0	
Percent Cleared	80.71 %	Negligent Manslaughter		0	0	0	0	
Group A Crimes per 100,000 population	11,239.6	Negligent Vehicular Manslaughter		0	0	0	0	
		Kidnapping/Abduction		0	0	0	0	
		Forcible Rape		2	2	2	0	
		Forcible Sodomy		0	0	0	0	
		Sexual Assault W/Object		0	0	0	0	
		Forcible Fondling		0	0	0	0	
		Incest		0	0	0	0	
		Statutory Rape		0	0	0	0	
		Aggravated Assault		13	11	8	0	
		Simple Assault		35	34	32	0	
		Intimidation		0	0	0	0	
		Stalking		0	0	0	0	
		Commercial Sex Acts		0	0	0	0	
		Involuntary Servitude		0	0	0	0	
		Crimes Against Property						
		Arson		0	0	0	0	
		Bribery		0	0	0	0	
		Burglary		16	7	5	0	
		Counterfeiting/Forgery		3	2	1	0	
		Destruction/Damage/Vandalism		13	7	3	0	
		Embezzlement		0	0	0	0	
		Extortion/Blackmail		0	0	0	0	
		Fraud - False Pretenses		10	7	8	0	
		Fraud - Credit Card/ATM		5	3	2	0	
		Fraud - Impersonation		5	5	5	0	
		Fraud - Welfare		0	0	0	0	
		Fraud - Wire		0	0	0	0	
		Fraud - Identity Theft		0	0	0	0	
		Fraud - Computer Hacking/Invasion		0	0	0	0	
		Robbery		0	0	0	0	
		Theft - Pocket-picking		0	0	0	0	
		Theft - Purse Snatching		0	0	0	0	
		Theft - Shoplifting		72	64	68	1	
		Theft From Building		3	0	0	0	
		Theft From Coin Machine		0	0	0	0	
		Theft From Motor Vehicle		8	3	2	0	
		Theft of Motor Vehicle Parts		0	0	0	0	
		Theft - All Other Larceny		27	11	9	1	
		Motor Vehicle Theft		9	5	5	0	
		Stolen Property Offenses		0	0	0	0	
		Crimes Against Society						
		Animal Cruelty		0	0	0	0	
		Drug/Narcotic Violations		70	70	67	0	
		Drug/Narcotic Equipment Violations		18	18	4	0	
		Gambling - Betting/Wagering		0	0	0	0	
		Gambling - Operating/Promoting		0	0	0	0	
		Gambling - Equipment Violations		0	0	0	0	
		Gambling - Sports Tampering		0	0	0	0	
		Pornography/Obscene Material		0	0	0	0	
		Prostitution		0	0	0	0	
		Prostitution Assisting/Promoting		0	0	0	0	
		Purchasing Prostitution		0	0	0	0	
		Weapon Law Violations		2	2	0	0	
		Total Group A Offenses		311	251	221	2	
Domestic Violence Victims								
Offense	Reported	Cleared						
Murder	0	0						
Aggravated Assault	4	4						
Simple Assault	28	27						
Intimidation	0	0						
Stalking	0	0						
Forcible Rape	2	2						
Forcible Sodomy	0	0						
Sexual Assault W/Object	0	0						
Forcible Fondling	0	0						
Incest	0	0						
Statutory Rape	0	0						
Kidnapping/Abduction	0	0						
Commercial Sex Acts	0	0						
Involuntary Servitude	0	0						
Total	34	33						
Group B Arrests								
Offense	Adult	Juvenile						
Bad Checks	0	0						
Curfew/Vagrancy	0	0						
Disorderly Conduct	6	0						
DUI	14	0						
Drunkenness	17	0						
Family-Non Violent	0	0						
Liquor Law Violations	0	0						
Peeping Tom	0	0						
Trespass	27	0						
All Other Offenses	68	0						
Total Group B	132	0						

Crime in Tennessee 2017

(*) Offenses are counted using the FBI Units of Count for Crime

(**) The 'Arrests' column shows arrests made for incidents during the selected period, regardless of arrest date. Arrest counts for the same period may change over time.

Newport Police Department - NIBRS Agency Crime Overview - 2017

2016 Population Estimate		6,833		Offenses (*)		Arrests (**)		
Offense Overview		Group A Offenses		Reported	Cleared	Adult	Juvenile	
Offense Total	1,733	Crimes Against Persons						
Number Cleared	1,003	Murder		0	0	0	0	
Percent Cleared	57.88 %	Negligent Manslaughter		0	0	0	0	
Group A Crimes per 100,000 population	25,362.2	Negligent Vehicular Manslaughter		0	0	0	0	
		Kidnapping/Abduction		6	6	2	0	
		Forcible Rape		4	1	1	0	
		Forcible Sodomy		1	0	0	0	
		Sexual Assault W/Object		0	0	0	0	
		Forcible Fondling		9	2	1	0	
		Incest		2	0	0	0	
		Statutory Rape		1	0	0	0	
		Aggravated Assault		94	70	51	1	
		Simple Assault		159	104	86	7	
		Intimidation		119	20	15	1	
		Stalking		4	2	2	0	
		Commercial Sex Acts		0	0	0	0	
		Involuntary Servitude		0	0	0	0	
		Crimes Against Property						
		Arson		3	1	1	0	
		Bribery		0	0	0	0	
		Burglary		77	21	18	1	
		Counterfeiting/Forgery		34	11	5	0	
		Destruction/Damage/Vandalism		140	34	17	2	
		Embezzlement		13	11	9	0	
		Extortion/Blackmail		1	1	1	0	
		Fraud - False Pretenses		66	42	37	2	
		Fraud - Credit Card/ATM		41	13	13	0	
		Fraud - Impersonation		20	15	14	0	
		Fraud - Welfare		0	0	0	0	
		Fraud - Wire		7	1	0	0	
		Fraud - Identity Theft		0	0	0	0	
		Fraud - Computer Hacking/Invasion		0	0	0	0	
		Robbery		1	1	2	0	
		Theft - Pocket-picking		0	0	0	0	
		Theft - Purse Snatching		0	0	0	0	
		Theft - Shoplifting		242	196	195	8	
		Theft From Building		143	32	23	1	
		Theft From Coin Machine		2	0	0	0	
		Theft From Motor Vehicle		56	13	11	0	
		Theft of Motor Vehicle Parts		30	5	5	0	
		Theft - All Other Larceny		39	6	2	1	
		Motor Vehicle Theft		32	9	9	0	
		Stolen Property Offenses		1	1	1	0	
		Crimes Against Society						
		Animal Cruelty		1	1	1	0	
		Drug/Narcotic Violations		176	176	168	2	
		Drug/Narcotic Equipment Violations		187	187	79	1	
		Gambling - Betting/Wagering		0	0	0	0	
		Gambling - Operating/Promoting		0	0	0	0	
		Gambling - Equipment Violations		0	0	0	0	
		Gambling - Sports Tampering		0	0	0	0	
		Pornography/Obscene Material		2	1	1	0	
		Prostitution		0	0	0	0	
		Prostitution Assisting/Promoting		0	0	0	0	
		Purchasing Prostitution		0	0	0	0	
		Weapon Law Violations		20	20	9	0	
		Total Group A Offenses		1,733	1,003	779	27	
Domestic Violence Victims								
Offense	Reported	Cleared						
Murder	0	0						
Aggravated Assault	49	38						
Simple Assault	81	60						
Intimidation	48	12						
Stalking	2	2						
Forcible Rape	3	1						
Forcible Sodomy	1	0						
Sexual Assault W/Object	0	0						
Forcible Fondling	3	1						
Incest	2	0						
Statutory Rape	1	0						
Kidnapping/Abduction	1	1						
Commercial Sex Acts	0	0						
Involuntary Servitude	0	0						
Total	191	115						
Group B Arrests								
Offense	Adult	Juvenile						
Bad Checks	0	0						
Curfew/Vagrancy	0	4						
Disorderly Conduct	55	2						
DUI	112	0						
Drunkenness	80	2						
Family-Non Violent	3	0						
Liquor Law Violations	9	1						
Peeping Tom	0	0						
Trespass	18	2						
All Other Offenses	330	2						
Total Group B	607	13						

Crime in Tennessee 2017

(*) Offenses are counted using the FBI Units of Count for Crime

(**) The 'Arrests' column shows arrests made for incidents during the selected period, regardless of arrest date. Arrest counts for the same period may change over time.

Niota Police Department - NIBRS Agency Crime Overview - 2017

2016 Population Estimate		723		Offenses (*)		Arrests (**)		
				Reported	Cleared	Adult	Juvenile	
Offense Overview				Group A Offenses				
				Crimes Against Persons				
Offense Total	75	Murder		0	0	0	0	
Number Cleared	33	Negligent Manslaughter		0	0	0	0	
Percent Cleared	44.00 %	Negligent Vehicular Manslaughter		0	0	0	0	
Group A Crimes per 100,000 population	10,373.4	Kidnapping/Abduction		0	0	0	0	
		Forcible Rape		0	0	0	0	
		Forcible Sodomy		0	0	0	0	
		Sexual Assault W/Object		0	0	0	0	
		Forcible Fondling		0	0	0	0	
		Incest		0	0	0	0	
		Statutory Rape		0	0	0	0	
		Aggravated Assault		1	0	0	0	
		Simple Assault		6	3	3	0	
		Intimidation		1	0	0	0	
		Stalking		0	0	0	0	
		Commercial Sex Acts		0	0	0	0	
		Involuntary Servitude		0	0	0	0	
		Crimes Against Property						
		Arson		0	0	0	0	
		Bribery		0	0	0	0	
		Burglary		10	0	0	0	
		Counterfeiting/Forgery		2	0	0	0	
		Destruction/Damage/Vandalism		6	0	0	0	
		Embezzlement		0	0	0	0	
		Extortion/Blackmail		0	0	0	0	
		Fraud - False Pretenses		0	0	0	0	
		Fraud - Credit Card/ATM		0	0	0	0	
		Fraud - Impersonation		0	0	0	0	
		Fraud - Welfare		0	0	0	0	
		Fraud - Wire		0	0	0	0	
		Fraud - Identity Theft		0	0	0	0	
		Fraud - Computer Hacking/Invasion		0	0	0	0	
		Robbery		0	0	0	0	
		Theft - Pocket-picking		1	0	0	0	
		Theft - Purse Snatching		0	0	0	0	
		Theft - Shoplifting		4	2	2	0	
		Theft From Building		2	0	0	0	
		Theft From Coin Machine		0	0	0	0	
		Theft From Motor Vehicle		2	1	1	0	
		Theft of Motor Vehicle Parts		0	0	0	0	
		Theft - All Other Larceny		11	0	0	0	
		Motor Vehicle Theft		3	1	1	0	
		Stolen Property Offenses		0	0	0	0	
		Crimes Against Society						
		Animal Cruelty		0	0	0	0	
		Drug/Narcotic Violations		17	17	17	0	
		Drug/Narcotic Equipment Violations		6	6	4	0	
		Gambling - Betting/Wagering		0	0	0	0	
		Gambling - Operating/Promoting		0	0	0	0	
		Gambling - Equipment Violations		0	0	0	0	
		Gambling - Sports Tampering		0	0	0	0	
		Pornography/Obscene Material		0	0	0	0	
		Prostitution		0	0	0	0	
		Prostitution Assisting/Promoting		0	0	0	0	
		Purchasing Prostitution		0	0	0	0	
		Weapon Law Violations		3	3	3	0	
		Total Group A Offenses		75	33	31	0	
Domestic Violence Victims								
Offense	Reported	Cleared						
Murder	0	0	Burglary					
Aggravated Assault	0	0	Counterfeiting/Forgery					
Simple Assault	5	3	Destruction/Damage/Vandalism					
Intimidation	1	0	Embezzlement					
Stalking	0	0	Extortion/Blackmail					
Forcible Rape	0	0	Fraud - False Pretenses					
Forcible Sodomy	0	0	Fraud - Credit Card/ATM					
Sexual Assault W/Object	0	0	Fraud - Impersonation					
Forcible Fondling	0	0	Fraud - Welfare					
Incest	0	0	Fraud - Wire					
Statutory Rape	0	0	Fraud - Identity Theft					
Kidnapping/Abduction	0	0	Fraud - Computer Hacking/Invasion					
Commercial Sex Acts	0	0	Robbery					
Involuntary Servitude	0	0	Theft - Pocket-picking					
Total	6	3	Theft - Purse Snatching					
			Theft - Shoplifting					
			Theft From Building					
			Theft From Coin Machine					
			Theft From Motor Vehicle					
			Theft of Motor Vehicle Parts					
			Theft - All Other Larceny					
			Motor Vehicle Theft					
			Stolen Property Offenses					
			Group B Arrests					
Offense	Adult	Juvenile						
Bad Checks	0	0	Animal Cruelty					
Curfew/Vagrancy	0	0	Drug/Narcotic Violations					
Disorderly Conduct	0	0	Drug/Narcotic Equipment Violations					
DUI	0	0	Gambling - Betting/Wagering					
Drunkenness	1	0	Gambling - Operating/Promoting					
Family-Non Violent	0	0	Gambling - Equipment Violations					
Liquor Law Violations	0	0	Gambling - Sports Tampering					
Peeping Tom	0	0	Pornography/Obscene Material					
Trespass	0	0	Prostitution					
All Other Offenses	1	0	Prostitution Assisting/Promoting					
Total Group B	2	0	Purchasing Prostitution					
			Weapon Law Violations					

Crime in Tennessee 2017

Please go to <https://crimeinsight.tbi.tn.gov/> for additional 2017 data.

(*) Offenses are counted using the FBI Units of Count for Crime

(**) The 'Arrests' column shows arrests made for incidents during the selected period, regardless of arrest date. Arrest counts for the same period may change over time.

Nolensville Police Department - NIBRS Agency Crime Overview - 2017

2016 Population Estimate		7,580		Offenses (*)		Arrests (**)		
				Reported	Cleared	Adult	Juvenile	
Offense Overview				Group A Offenses				
Crimes Against Persons								
Offense Total	271	Murder	1	1	2	0		
Number Cleared	41	Negligent Manslaughter	0	0	0	0		
Percent Cleared	15.13 %	Negligent Vehicular Manslaughter	0	0	0	0		
Group A Crimes per 100,000 population	3,575.2	Kidnapping/Abduction	0	0	0	0		
		Forcible Rape	1	0	0	0		
		Forcible Sodomy	1	0	0	0		
		Sexual Assault W/Object	0	0	0	0		
		Forcible Fondling	5	0	0	0		
		Incest	0	0	0	0		
		Statutory Rape	0	0	0	0		
		Aggravated Assault	6	4	4	0		
		Simple Assault	17	8	4	1		
		Intimidation	10	0	0	0		
		Stalking	0	0	0	0		
		Commercial Sex Acts	0	0	0	0		
		Involuntary Servitude	0	0	0	0		
		Crimes Against Property						
		Arson	0	0	0	0		
		Bribery	0	0	0	0		
		Burglary	26	0	0	0		
		Counterfeiting/Forgery	2	0	0	0		
		Destruction/Damage/Vandalism	46	5	1	0		
		Embezzlement	1	0	0	0		
		Extortion/Blackmail	2	0	0	0		
		Fraud - False Pretenses	16	0	0	0		
		Fraud - Credit Card/ATM	10	0	0	0		
		Fraud - Impersonation	11	0	0	0		
		Fraud - Welfare	0	0	0	0		
		Fraud - Wire	1	0	0	0		
		Fraud - Identity Theft	20	0	0	0		
		Fraud - Computer Hacking/Invasion	1	0	0	0		
		Robbery	1	1	0	1		
		Theft - Pocket-picking	0	0	0	0		
		Theft - Purse Snatching	0	0	0	0		
		Theft - Shoplifting	2	0	0	0		
		Theft From Building	6	0	0	0		
		Theft From Coin Machine	0	0	0	0		
		Theft From Motor Vehicle	42	5	1	0		
		Theft of Motor Vehicle Parts	3	0	0	0		
		Theft - All Other Larceny	20	2	1	0		
		Motor Vehicle Theft	3	0	0	0		
		Stolen Property Offenses	0	0	0	0		
		Crimes Against Society						
		Animal Cruelty	1	0	0	0		
		Drug/Narcotic Violations	8	8	8	2		
		Drug/Narcotic Equipment Violations	6	6	2	0		
		Gambling - Betting/Wagering	0	0	0	0		
		Gambling - Operating/Promoting	0	0	0	0		
		Gambling - Equipment Violations	0	0	0	0		
		Gambling - Sports Tampering	0	0	0	0		
		Pornography/Obscene Material	1	0	0	0		
		Prostitution	0	0	0	0		
		Prostitution Assisting/Promoting	0	0	0	0		
		Purchasing Prostitution	0	0	0	0		
		Weapon Law Violations	1	1	1	0		
		Total Group A Offenses	271	41	24	4		
Domestic Violence Victims								
Offense	Reported	Cleared						
Murder	0	0	Burglary	26	0	0	0	
Aggravated Assault	3	3	Counterfeiting/Forgery	2	0	0	0	
Simple Assault	9	5	Destruction/Damage/Vandalism	46	5	1	0	
Intimidation	2	0	Embezzlement	1	0	0	0	
Stalking	0	0	Extortion/Blackmail	2	0	0	0	
Forcible Rape	1	0	Fraud - False Pretenses	16	0	0	0	
Forcible Sodomy	1	0	Fraud - Credit Card/ATM	10	0	0	0	
Sexual Assault W/Object	0	0	Fraud - Impersonation	11	0	0	0	
Forcible Fondling	1	0	Fraud - Welfare	0	0	0	0	
Incest	0	0	Fraud - Wire	1	0	0	0	
Statutory Rape	0	0	Fraud - Identity Theft	20	0	0	0	
Kidnapping/Abduction	0	0	Fraud - Computer Hacking/Invasion	1	0	0	0	
Commercial Sex Acts	0	0	Robbery	1	1	0	1	
Involuntary Servitude	0	0	Theft - Pocket-picking	0	0	0	0	
Total	17	8	Theft - Purse Snatching	0	0	0	0	
			Theft - Shoplifting	2	0	0	0	
			Theft From Building	6	0	0	0	
			Theft From Coin Machine	0	0	0	0	
			Theft From Motor Vehicle	42	5	1	0	
			Theft of Motor Vehicle Parts	3	0	0	0	
			Theft - All Other Larceny	20	2	1	0	
			Motor Vehicle Theft	3	0	0	0	
			Stolen Property Offenses	0	0	0	0	
			Crimes Against Society					
			Animal Cruelty	1	0	0	0	
			Drug/Narcotic Violations	8	8	8	2	
			Drug/Narcotic Equipment Violations	6	6	2	0	
			Gambling - Betting/Wagering	0	0	0	0	
			Gambling - Operating/Promoting	0	0	0	0	
			Gambling - Equipment Violations	0	0	0	0	
			Gambling - Sports Tampering	0	0	0	0	
			Pornography/Obscene Material	1	0	0	0	
			Prostitution	0	0	0	0	
			Prostitution Assisting/Promoting	0	0	0	0	
			Purchasing Prostitution	0	0	0	0	
			Weapon Law Violations	1	1	1	0	
			Total Group A Offenses	271	41	24	4	
Group B Arrests								
Offense	Adult	Juvenile						
Bad Checks	0	0						
Curfew/Vagrancy	0	0						
Disorderly Conduct	0	0						
DUI	7	0						
Drunkenness	2	0						
Family-Non Violent	0	0						
Liquor Law Violations	0	0						
Peeping Tom	0	0						
Trespass	0	1						
All Other Offenses	4	14						
Total Group B	13	15						

Crime in Tennessee 2017

(*) Offenses are counted using the FBI Units of Count for Crime

(**) The 'Arrests' column shows arrests made for incidents during the selected period, regardless of arrest date. Arrest counts for the same period may change over time.

Norris Police Department - NIBRS Agency Crime Overview - 2017

2016 Population Estimate		1,642		Offenses (*)		Arrests (**)	
				Reported	Cleared	Adult	Juvenile
Offense Overview				Group A Offenses			
Crimes Against Persons							
Offense Total	55	Murder	0	0	0	0	0
Number Cleared	21	Negligent Manslaughter	0	0	0	0	0
Percent Cleared	38.18 %	Negligent Vehicular Manslaughter	0	0	0	0	0
Group A Crimes per 100,000 population	3,349.6	Kidnapping/Abduction	0	0	0	0	0
		Forcible Rape	0	0	0	0	0
		Forcible Sodomy	0	0	0	0	0
		Sexual Assault W/Object	0	0	0	0	0
		Forcible Fondling	1	1	1	0	0
		Incest	0	0	0	0	0
		Statutory Rape	0	0	0	0	0
		Aggravated Assault	0	0	0	0	0
		Simple Assault	8	7	4	3	0
		Intimidation	2	0	0	0	0
		Stalking	1	0	0	0	0
		Commercial Sex Acts	0	0	0	0	0
		Involuntary Servitude	0	0	0	0	0
		Crimes Against Property					
		Arson	0	0	0	0	0
		Bribery	0	0	0	0	0
		Burglary	3	0	0	0	0
		Counterfeiting/Forgery	0	0	0	0	0
		Destruction/Damage/Vandalism	6	0	0	0	0
		Embezzlement	0	0	0	0	0
		Extortion/Blackmail	0	0	0	0	0
		Fraud - False Pretenses	5	0	0	0	0
		Fraud - Credit Card/ATM	0	0	0	0	0
		Fraud - Impersonation	0	0	0	0	0
		Fraud - Welfare	0	0	0	0	0
		Fraud - Wire	0	0	0	0	0
		Fraud - Identity Theft	0	0	0	0	0
		Fraud - Computer Hacking/Invasion	0	0	0	0	0
		Robbery	0	0	0	0	0
		Theft - Pocket-picking	0	0	0	0	0
		Theft - Purse Snatching	1	0	0	0	0
		Theft - Shoplifting	6	2	2	0	0
		Theft From Building	3	1	1	0	0
		Theft From Coin Machine	0	0	0	0	0
		Theft From Motor Vehicle	2	0	0	0	0
		Theft of Motor Vehicle Parts	0	0	0	0	0
		Theft - All Other Larceny	3	0	0	0	0
		Motor Vehicle Theft	3	0	0	0	0
		Stolen Property Offenses	0	0	0	0	0
		Crimes Against Society					
		Animal Cruelty	0	0	0	0	0
		Drug/Narcotic Violations	9	8	8	0	0
		Drug/Narcotic Equipment Violations	1	1	1	0	0
		Gambling - Betting/Wagering	0	0	0	0	0
		Gambling - Operating/Promoting	0	0	0	0	0
		Gambling - Equipment Violations	0	0	0	0	0
		Gambling - Sports Tampering	0	0	0	0	0
		Pornography/Obscene Material	0	0	0	0	0
		Prostitution	0	0	0	0	0
		Prostitution Assisting/Promoting	0	0	0	0	0
		Purchasing Prostitution	0	0	0	0	0
		Weapon Law Violations	1	1	1	0	0
		Total Group A Offenses	55	21	18	3	
Domestic Violence Victims							
Offense	Reported	Cleared					
Murder	0	0					
Aggravated Assault	0	0					
Simple Assault	6	6					
Intimidation	0	0					
Stalking	0	0					
Forcible Rape	0	0					
Forcible Sodomy	0	0					
Sexual Assault W/Object	0	0					
Forcible Fondling	0	0					
Incest	0	0					
Statutory Rape	0	0					
Kidnapping/Abduction	0	0					
Commercial Sex Acts	0	0					
Involuntary Servitude	0	0					
Total	6	6					
Group B Arrests							
Offense	Adult	Juvenile					
Bad Checks	0	0					
Curfew/Vagrancy	0	0					
Disorderly Conduct	0	0					
DUI	0	0					
Drunkenness	7	0					
Family-Non Violent	0	0					
Liquor Law Violations	0	0					
Peeping Tom	0	0					
Trespass	0	0					
All Other Offenses	1	0					
Total Group B	8	0					

Crime in Tennessee 2017

(*) Offenses are counted using the FBI Units of Count for Crime

(**) The 'Arrests' column shows arrests made for incidents during the selected period, regardless of arrest date. Arrest counts for the same period may change over time.

Oak Ridge Police Department - NIBRS Agency Crime Overview - 2017

2016 Population Estimate		29,350	Offenses (*)		Arrests (**)	
Offense Overview			Reported	Cleared	Adult	Juvenile
Group A Offenses						
Crimes Against Persons						
Offense Total	2,449		3	3	0	0
Number Cleared	1,301		1	1	0	0
Percent Cleared	53.12 %		0	0	0	0
Group A Crimes per 100,000 population	8,344.1		19	17	7	0
			14	1	1	0
			0	0	0	0
			0	0	0	0
			18	5	2	0
			0	0	0	0
			3	1	1	0
			121	90	65	8
			284	174	135	20
			25	4	2	0
			7	0	1	0
			0	0	0	0
			0	0	0	0
			18	5	2	0
			0	0	0	0
			3	1	1	0
			121	90	65	8
			284	174	135	20
			25	4	2	0
			7	0	1	0
			0	0	0	0
			0	0	0	0
			18	5	2	0
			0	0	0	0
			3	1	1	0
			121	90	65	8
			284	174	135	20
			25	4	2	0
			7	0	1	0
			0	0	0	0
			0	0	0	0
			18	5	2	0
			0	0	0	0
			3	1	1	0
			121	90	65	8
			284	174	135	20
			25	4	2	0
			7	0	1	0
			0	0	0	0
			0	0	0	0
			18	5	2	0
			0	0	0	0
			3	1	1	0
			121	90	65	8
			284	174	135	20
			25	4	2	0
			7	0	1	0
			0	0	0	0
			0	0	0	0
			18	5	2	0
			0	0	0	0
			3	1	1	0
			121	90	65	8
			284	174	135	20
			25	4	2	0
			7	0	1	0
			0	0	0	0
			0	0	0	0
			18	5	2	0
			0	0	0	0
			3	1	1	0
			121	90	65	8
			284	174	135	20
			25	4	2	0
			7	0	1	0
			0	0	0	0
			0	0	0	0
			18	5	2	0
			0	0	0	0
			3	1	1	0
			121	90	65	8
			284	174	135	20
			25	4	2	0
			7	0	1	0
			0	0	0	0
			0	0	0	0
			18	5	2	0
			0	0	0	0
			3	1	1	0
			121	90	65	8
			284	174	135	20
			25	4	2	0
			7	0	1	0
			0	0	0	0
			0	0	0	0
			18	5	2	0
			0	0	0	0
			3	1	1	0
			121	90	65	8
			284	174	135	20
			25	4	2	0
			7	0	1	0
			0	0	0	0
			0	0	0	0
			18	5	2	0
			0	0	0	0
			3	1	1	0
			121	90	65	8
			284	174	135	20
			25	4	2	0
			7	0	1	0
			0	0	0	0
			0	0	0	0
			18	5	2	0
			0	0	0	0
			3	1	1	0
			121	90	65	8
			284	174	135	20
			25	4	2	0
			7	0	1	0
			0	0	0	0
			0	0	0	0
			18	5	2	0
			0	0	0	0
			3	1	1	0
			121	90	65	8
			284	174	135	20
			25	4	2	0
			7	0	1	0
			0	0	0	0
			0	0	0	0
			18	5	2	0
			0	0	0	0
			3	1	1	0
			121	90	65	8
			284	174	135	20
			25	4	2	0
			7	0	1	0
			0	0	0	0
			0	0	0	0
			18	5	2	0
			0	0	0	0
			3	1	1	0
			121	90	65	8
			284	174	135	20
			25	4	2	0
			7	0	1	0
			0	0	0	0
			0	0	0	0
			18	5	2	0
			0	0	0	0
			3	1	1	0
			121	90	65	8
			284	174	135	20
			25	4	2	0
			7	0	1	0
			0	0	0	0
			0	0	0	0
			18	5	2	0
			0	0	0	0
			3	1	1	0
			121	90	65	8
			284	174	135	20
			25	4	2	0
			7	0	1	0
			0	0	0	0
			0	0	0	0
			18	5	2	0
			0	0	0	0
			3	1	1	0
			121	90	65	8
			284	174	135	20
			25	4	2	0
			7	0	1	0
			0	0	0	0
			0	0	0	0
			18	5	2	0
			0	0	0	0
			3	1	1	0
			121	90	65	8
			284	174	135	20
			25	4	2	0
			7	0	1	0
			0	0	0	0
			0	0	0	0
			18	5	2	0
			0	0	0	0
			3	1	1	0
			121	90	65	8
			284	174	135	20
			25	4	2	0
			7	0	1	0
			0	0	0	0
			0	0	0	0
			18	5	2	0
			0	0	0	0
			3	1	1	0
			121	90	65	8
			284	174	135	20
			25	4	2	0
			7	0	1	0
			0	0	0	0
			0	0	0	0
			18	5	2	0
			0	0	0	0
			3	1	1	0
			121	90	65	8
			284	174	135	20
			25	4	2	0
			7	0	1	0
			0	0	0	0
			0	0	0	0
			18	5	2	0
			0	0	0	0
			3	1	1	0
			121	90	65	8
			284	174	135	20
			25	4	2	0
			7	0	1	0
			0	0	0	0
			0	0	0	0
			18	5	2	0
			0	0	0	0
			3	1	1	0
			121	90	65	8
			284	174	135	20
			25	4	2	0
			7	0	1	0
			0	0	0	0
			0	0	0	0
			18	5	2	0
			0	0	0	0
			3	1	1	0
			121	90	65	8
			284	174	135	20
			25	4	2	0
			7	0	1	0
			0	0	0	0
			0	0	0	0
			18	5	2	0
			0	0	0	0

Oakland Police Department - NIBRS Agency Crime Overview - 2017

2016 Population Estimate		7,690		Offenses (*)		Arrests (**)		
Offense Overview		Group A Offenses		Reported	Cleared	Adult	Juvenile	
Offense Total	164	Crimes Against Persons						
Number Cleared	76	Murder		0	0	0	0	
Percent Cleared	46.34 %	Negligent Manslaughter		0	0	0	0	
Group A Crimes per 100,000 population	2,132.6	Negligent Vehicular Manslaughter		0	0	0	0	
		Kidnapping/Abduction		1	1	0	0	
		Forcible Rape		1	1	1	0	
		Forcible Sodomy		0	0	0	0	
		Sexual Assault W/Object		1	1	1	0	
		Forcible Fondling		0	0	0	0	
		Incest		0	0	0	0	
		Statutory Rape		0	0	0	0	
		Aggravated Assault		7	5	3	1	
		Simple Assault		23	11	11	0	
		Intimidation		8	5	3	0	
		Stalking		0	0	0	0	
		Commercial Sex Acts		0	0	0	0	
		Involuntary Servitude		0	0	0	0	
		Crimes Against Property						
		Arson		0	0	0	0	
		Bribery		0	0	0	0	
		Burglary		5	1	1	0	
		Counterfeiting/Forgery		10	1	2	0	
		Destruction/Damage/Vandalism		8	2	0	0	
		Embezzlement		1	1	1	0	
		Extortion/Blackmail		0	0	0	0	
		Fraud - False Pretenses		6	0	0	0	
		Fraud - Credit Card/ATM		5	1	1	0	
		Fraud - Impersonation		2	1	1	0	
		Fraud - Welfare		0	0	0	0	
		Fraud - Wire		0	0	0	0	
		Fraud - Identity Theft		1	0	0	0	
		Fraud - Computer Hacking/Invasion		0	0	0	0	
		Robbery		0	0	0	0	
		Theft - Pocket-picking		0	0	0	0	
		Theft - Purse Snatching		0	0	0	0	
		Theft - Shoplifting		24	14	14	1	
		Theft From Building		2	0	0	0	
		Theft From Coin Machine		0	0	0	0	
		Theft From Motor Vehicle		13	0	0	0	
		Theft of Motor Vehicle Parts		0	0	0	0	
		Theft - All Other Larceny		17	2	0	1	
		Motor Vehicle Theft		0	0	0	0	
		Stolen Property Offenses		0	0	0	0	
		Crimes Against Society						
		Animal Cruelty		0	0	0	0	
		Drug/Narcotic Violations		18	18	13	2	
		Drug/Narcotic Equipment Violations		6	6	3	0	
		Gambling - Betting/Wagering		0	0	0	0	
		Gambling - Operating/Promoting		0	0	0	0	
		Gambling - Equipment Violations		0	0	0	0	
		Gambling - Sports Tampering		0	0	0	0	
		Pornography/Obscene Material		1	1	0	1	
		Prostitution		0	0	0	0	
		Prostitution Assisting/Promoting		0	0	0	0	
		Purchasing Prostitution		0	0	0	0	
		Weapon Law Violations		4	4	0	1	
		Total Group A Offenses		164	76	55	7	
Domestic Violence Victims								
Offense	Reported	Cleared						
Murder	0	0						
Aggravated Assault	1	1						
Simple Assault	18	9						
Intimidation	2	1						
Stalking	0	0						
Forcible Rape	1	1						
Forcible Sodomy	0	0						
Sexual Assault W/Object	1	1						
Forcible Fondling	0	0						
Incest	0	0						
Statutory Rape	0	0						
Kidnapping/Abduction	0	0						
Commercial Sex Acts	0	0						
Involuntary Servitude	0	0						
Total	23	13						
Group B Arrests								
Offense	Adult	Juvenile						
Bad Checks	1	0						
Curfew/Vagrancy	0	0						
Disorderly Conduct	3	3						
DUI	8	0						
Drunkenness	7	0						
Family-Non Violent	0	0						
Liquor Law Violations	4	2						
Peeping Tom	0	0						
Trespass	8	0						
All Other Offenses	3	3						
Total Group B	34	8						

Crime in Tennessee 2017

(*) Offenses are counted using the FBI Units of Count for Crime

(**) The 'Arrests' column shows arrests made for incidents during the selected period, regardless of arrest date. Arrest counts for the same period may change over time.

Obion Police Department - NIBRS Agency Crime Overview - 2017

2016 Population Estimate		1,072		Offenses (*)		Arrests (**)	
				Reported	Cleared	Adult	Juvenile
Offense Overview				Group A Offenses			
Crimes Against Persons							
Offense Total	32	Murder	0	0	0	0	0
Number Cleared	24	Negligent Manslaughter	0	0	0	0	0
Percent Cleared	75.00 %	Negligent Vehicular Manslaughter	0	0	0	0	0
Group A Crimes per 100,000 population	2,985.1	Kidnapping/Abduction	0	0	0	0	0
		Forcible Rape	0	0	0	0	0
		Forcible Sodomy	0	0	0	0	0
		Sexual Assault W/Object	0	0	0	0	0
		Forcible Fondling	0	0	0	0	0
		Incest	0	0	0	0	0
		Statutory Rape	0	0	0	0	0
		Aggravated Assault	0	0	0	0	0
		Simple Assault	9	8	7	0	0
		Intimidation	0	0	0	0	0
		Stalking	0	0	0	0	0
		Commercial Sex Acts	0	0	0	0	0
		Involuntary Servitude	0	0	0	0	0
		Crimes Against Property					
		Arson	0	0	0	0	0
		Bribery	0	0	0	0	0
		Burglary	2	1	0	0	0
		Counterfeiting/Forgery	0	0	0	0	0
		Destruction/Damage/Vandalism	6	3	1	0	0
		Embezzlement	0	0	0	0	0
		Extortion/Blackmail	0	0	0	0	0
		Fraud - False Pretenses	0	0	0	0	0
		Fraud - Credit Card/ATM	0	0	0	0	0
		Fraud - Impersonation	0	0	0	0	0
		Fraud - Welfare	0	0	0	0	0
		Fraud - Wire	0	0	0	0	0
		Fraud - Identity Theft	0	0	0	0	0
		Fraud - Computer Hacking/Invasion	0	0	0	0	0
		Robbery	0	0	0	0	0
		Theft - Pocket-picking	0	0	0	0	0
		Theft - Purse Snatching	0	0	0	0	0
		Theft - Shoplifting	0	0	0	0	0
		Theft From Building	2	0	0	0	0
		Theft From Coin Machine	0	0	0	0	0
		Theft From Motor Vehicle	1	0	0	0	0
		Theft of Motor Vehicle Parts	0	0	0	0	0
		Theft - All Other Larceny	0	0	0	0	0
		Motor Vehicle Theft	1	1	1	0	0
		Stolen Property Offenses	0	0	0	0	0
		Crimes Against Society					
		Animal Cruelty	0	0	0	0	0
		Drug/Narcotic Violations	6	6	5	0	0
		Drug/Narcotic Equipment Violations	4	4	1	0	0
		Gambling - Betting/Wagering	0	0	0	0	0
		Gambling - Operating/Promoting	0	0	0	0	0
		Gambling - Equipment Violations	0	0	0	0	0
		Gambling - Sports Tampering	0	0	0	0	0
		Pornography/Obscene Material	0	0	0	0	0
		Prostitution	0	0	0	0	0
		Prostitution Assisting/Promoting	0	0	0	0	0
		Purchasing Prostitution	0	0	0	0	0
		Weapon Law Violations	1	1	0	0	0
		Total Group A Offenses	32	24	15	0	0
Domestic Violence Victims							
Offense	Reported	Cleared					
Murder	0	0					
Aggravated Assault	0	0					
Simple Assault	7	7					
Intimidation	0	0					
Stalking	0	0					
Forcible Rape	0	0					
Forcible Sodomy	0	0					
Sexual Assault W/Object	0	0					
Forcible Fondling	0	0					
Incest	0	0					
Statutory Rape	0	0					
Kidnapping/Abduction	0	0					
Commercial Sex Acts	0	0					
Involuntary Servitude	0	0					
Total	7	7					
Group B Arrests							
Offense	Adult	Juvenile					
Bad Checks	0	0					
Curfew/Vagrancy	0	0					
Disorderly Conduct	0	0					
DUI	1	0					
Drunkenness	5	0					
Family-Non Violent	0	0					
Liquor Law Violations	0	0					
Peeping Tom	0	0					
Trespass	5	0					
All Other Offenses	2	0					
Total Group B	13	0					
Average number offenses/incident				1.28			
Arrests per 100,000 population				2,611.9			
Total Arrests				28			
Adult Arrests				28			
Juvenile Arrests				0			
Unknown Age				0			

Crime in Tennessee 2017

(*) Offenses are counted using the FBI Units of Count for Crime

(**) The 'Arrests' column shows arrests made for incidents during the selected period, regardless of arrest date. Arrest counts for the same period may change over time.

Oliver Springs Police Department - NIBRS Agency Crime Overview - 2017

2016 Population Estimate		3,253		Offenses (*)		Arrests (**)		
				Reported	Cleared	Adult	Juvenile	
Offense Overview				Group A Offenses				
Crimes Against Persons								
Offense Total	345	Murder	0	0	0	0		
Number Cleared	302	Negligent Manslaughter	0	0	0	0		
Percent Cleared	87.54 %	Negligent Vehicular Manslaughter	0	0	0	0		
Group A Crimes per 100,000 population	10,605.6	Kidnapping/Abduction	0	0	0	0		
		Forcible Rape	0	0	0	0		
		Forcible Sodomy	0	0	0	0		
		Sexual Assault W/Object	0	0	0	0		
		Forcible Fondling	0	0	0	0		
		Incest	0	0	0	0		
		Statutory Rape	0	0	0	0		
		Aggravated Assault	7	7	8	0		
		Simple Assault	46	44	36	3		
		Intimidation	0	0	0	0		
		Stalking	0	0	0	0		
		Commercial Sex Acts	0	0	0	0		
		Involuntary Servitude	0	0	0	0		
Arrest Overview				Crimes Against Property				
Domestic Violence Victims				Arson				
Offense		Reported	Cleared	Bribery		0		
Murder	0	0	Burglary		13			
Aggravated Assault	5	5	Counterfeiting/Forgery		0			
Simple Assault	34	33	Destruction/Damage/Vandalism		11			
Intimidation	0	0	Embezzlement		0			
Stalking	0	0	Extortion/Blackmail		0			
Forcible Rape	0	0	Fraud - False Pretenses		0			
Forcible Sodomy	0	0	Fraud - Credit Card/ATM		1			
Sexual Assault W/Object	0	0	Fraud - Impersonation		0			
Forcible Fondling	0	0	Fraud - Welfare		0			
Incest	0	0	Fraud - Wire		0			
Statutory Rape	0	0	Fraud - Identity Theft		0			
Kidnapping/Abduction	0	0	Fraud - Computer Hacking/Invasion		0			
Commercial Sex Acts	0	0	Robbery		0			
Involuntary Servitude	0	0	Theft - Pocket-picking		0			
Total	39	38	Theft - Purse Snatching		0			
Group B Arrests				Theft - Shoplifting		35		
Offense		Adult	Juvenile	Theft From Building		25		
Bad Checks	2	0	Theft From Coin Machine		1			
Curfew/Vagrancy	0	0	Theft From Motor Vehicle		5			
Disorderly Conduct	0	5	Theft of Motor Vehicle Parts		0			
DUI	29	0	Theft - All Other Larceny		9			
Drunkenness	14	0	Motor Vehicle Theft		18			
Family-Non Violent	0	0	Stolen Property Offenses		0			
Liquor Law Violations	2	0	Crimes Against Society					
Peeping Tom	0	0	Animal Cruelty		0			
Trespass	1	0	Drug/Narcotic Violations		85			
All Other Offenses	179	0	Drug/Narcotic Equipment Violations		83			
Total Group B	227	5	Gambling - Betting/Wagering		0			
				Gambling - Operating/Promoting		0		
				Gambling - Equipment Violations		0		
				Gambling - Sports Tampering		0		
				Pornography/Obscene Material		1		
				Prostitution		0		
				Prostitution Assisting/Promoting		0		
				Purchasing Prostitution		0		
				Weapon Law Violations		5		
			Total Group A Offenses		345	302	259	5

Crime in Tennessee 2017

(*) Offenses are counted using the FBI Units of Count for Crime

(**) The 'Arrests' column shows arrests made for incidents during the selected period, regardless of arrest date. Arrest counts for the same period may change over time.

Oneida Police Department - NIBRS Agency Crime Overview - 2017

2016 Population Estimate		3,722		Offenses (*)		Arrests (**)		
				Reported	Cleared	Adult	Juvenile	
Offense Overview				Group A Offenses				
Crimes Against Persons								
Offense Total	474	Murder	0	0	0	0		
Number Cleared	372	Negligent Manslaughter	0	0	0	0		
Percent Cleared	78.48 %	Negligent Vehicular Manslaughter	0	0	0	0		
Group A Crimes per 100,000 population	12,735.1	Kidnapping/Abduction	0	0	0	0		
		Forcible Rape	0	0	0	0		
		Forcible Sodomy	0	0	0	0		
		Sexual Assault W/Object	0	0	0	0		
Arrest Overview		Forcible Fondling	2	2	2	0		
Total Arrests	448	Incest	0	0	0	0		
Adult Arrests	419	Statutory Rape	1	1	1	0		
Juvenile Arrests	29	Aggravated Assault	11	8	4	0		
Unknown Age	0	Simple Assault	24	20	17	3		
Arrests per 100,000 population	12,036.5	Intimidation	8	2	0	4		
		Stalking	0	0	0	0		
		Commercial Sex Acts	0	0	0	0		
Average number offenses/incident	1.28	Involuntary Servitude	0	0	0	0		
Domestic Violence Victims				Crimes Against Property				
Offense				Arson				
	Reported	Cleared						
Murder	0	0	Bribery	0	0	0	0	
Aggravated Assault	3	2	Burglary	12	1	1	0	
Simple Assault	16	15	Counterfeiting/Forgery	6	1	2	0	
Intimidation	3	1	Destruction/Damage/Vandalism	25	7	2	1	
Stalking	0	0	Embezzlement	3	3	3	0	
Forcible Rape	0	0	Extortion/Blackmail	0	0	0	0	
Forcible Sodomy	0	0	Fraud - False Pretenses	5	2	0	0	
Sexual Assault W/Object	0	0	Fraud - Credit Card/ATM	3	0	0	0	
Forcible Fondling	0	0	Fraud - Impersonation	0	0	0	0	
Incest	0	0	Fraud - Welfare	0	0	0	0	
Statutory Rape	0	0	Fraud - Wire	0	0	0	0	
Kidnapping/Abduction	0	0	Fraud - Identity Theft	3	0	0	0	
Commercial Sex Acts	0	0	Fraud - Computer Hacking/Invasion	0	0	0	0	
Involuntary Servitude	0	0	Robbery	0	0	0	0	
Total	22	18	Theft - Pocket-picking	0	0	0	0	
				Theft - Purse Snatching	0	0	0	
				Theft - Shoplifting	86	82	92	6
Group B Arrests				Theft From Building	20	3	4	0
Offense				Theft From Coin Machine	1	0	0	0
	Adult	Juvenile	Theft From Motor Vehicle	7	3	2	0	
Bad Checks	0	0	Theft of Motor Vehicle Parts	2	1	1	1	
Curfew/Vagrancy	0	0	Theft - All Other Larceny	20	5	6	0	
Disorderly Conduct	15	6	Motor Vehicle Theft	8	6	3	2	
DUI	24	0	Stolen Property Offenses	2	2	0	0	
Drunkenness	21	0	Crimes Against Society					
Family-Non Violent	5	0	Animal Cruelty	1	1	0	0	
Liquor Law Violations	13	0	Drug/Narcotic Violations	129	128	144	5	
Peeping Tom	0	0	Drug/Narcotic Equipment Violations	91	90	35	0	
Trespass	5	0	Gambling - Betting/Wagering	0	0	0	0	
All Other Offenses	15	1	Gambling - Operating/Promoting	0	0	0	0	
Total Group B	98	7	Gambling - Equipment Violations	0	0	0	0	
				Gambling - Sports Tampering	0	0	0	
				Pornography/Obscene Material	0	0	0	
				Prostitution	0	0	0	
				Prostitution Assisting/Promoting	0	0	0	
				Purchasing Prostitution	0	0	0	
				Weapon Law Violations	4	4	2	0
				Total Group A Offenses	474	372	321	22

Crime in Tennessee 2017

(*) Offenses are counted using the FBI Units of Count for Crime

(**) The 'Arrests' column shows arrests made for incidents during the selected period, regardless of arrest date. Arrest counts for the same period may change over time.

Paris Police Department - NIBRS Agency Crime Overview - 2017

2016 Population Estimate		10,192		Offenses (*)		Arrests (**)	
				Reported	Cleared	Adult	Juvenile
Offense Overview				Group A Offenses			
Crimes Against Persons							
Offense Total	943	Murder	2	2	2	0	
Number Cleared	516	Negligent Manslaughter	0	0	0	0	
Percent Cleared	54.72 %	Negligent Vehicular Manslaughter	0	0	0	0	
Group A Crimes per 100,000 population	9,252.4	Kidnapping/Abduction	3	2	2	0	
		Forcible Rape	2	2	2	0	
		Forcible Sodomy	0	0	0	0	
		Sexual Assault W/Object	0	0	0	0	
		Forcible Fondling	5	2	2	0	
		Incest	0	0	0	0	
		Statutory Rape	0	0	0	0	
		Aggravated Assault	39	24	22	2	
		Simple Assault	106	75	71	3	
		Intimidation	4	3	1	0	
		Stalking	1	1	1	0	
		Commercial Sex Acts	0	0	0	0	
		Involuntary Servitude	0	0	0	0	
		Crimes Against Property					
		Arson	0	0	0	0	
		Bribery	0	0	0	0	
		Burglary	77	15	12	5	
		Counterfeiting/Forgery	35	8	4	0	
		Destruction/Damage/Vandalism	64	8	6	0	
		Embezzlement	6	3	3	0	
		Extortion/Blackmail	0	0	0	0	
		Fraud - False Pretenses	17	1	1	0	
		Fraud - Credit Card/ATM	7	1	1	0	
		Fraud - Impersonation	8	7	5	1	
		Fraud - Welfare	0	0	0	0	
		Fraud - Wire	0	0	0	0	
		Fraud - Identity Theft	0	0	0	0	
		Fraud - Computer Hacking/Invasion	0	0	0	0	
		Robbery	8	4	5	0	
		Theft - Pocket-picking	0	0	0	0	
		Theft - Purse Snatching	0	0	0	0	
		Theft - Shoplifting	152	95	95	8	
		Theft From Building	39	5	4	0	
		Theft From Coin Machine	0	0	0	0	
		Theft From Motor Vehicle	33	3	2	3	
		Theft of Motor Vehicle Parts	12	0	0	0	
		Theft - All Other Larceny	52	2	2	0	
		Motor Vehicle Theft	25	8	7	1	
		Stolen Property Offenses	1	1	0	0	
		Crimes Against Society					
		Animal Cruelty	0	0	0	0	
		Drug/Narcotic Violations	147	146	136	9	
		Drug/Narcotic Equipment Violations	87	87	37	2	
		Gambling - Betting/Wagering	0	0	0	0	
		Gambling - Operating/Promoting	0	0	0	0	
		Gambling - Equipment Violations	0	0	0	0	
		Gambling - Sports Tampering	0	0	0	0	
		Pornography/Obscene Material	0	0	0	0	
		Prostitution	0	0	0	0	
		Prostitution Assisting/Promoting	0	0	0	0	
		Purchasing Prostitution	0	0	0	0	
		Weapon Law Violations	11	11	2	0	
		Total Group A Offenses	943	516	425	34	
Domestic Violence Victims							
Offense	Reported	Cleared					
Murder	1	1					
Aggravated Assault	15	12					
Simple Assault	71	55					
Intimidation	3	3					
Stalking	1	1					
Forcible Rape	1	1					
Forcible Sodomy	0	0					
Sexual Assault W/Object	0	0					
Forcible Fondling	0	0					
Incest	0	0					
Statutory Rape	0	0					
Kidnapping/Abduction	1	1					
Commercial Sex Acts	0	0					
Involuntary Servitude	0	0					
Total	93	74					
Group B Arrests							
Offense	Adult	Juvenile					
Bad Checks	0	0					
Curfew/Vagrancy	0	16					
Disorderly Conduct	10	2					
DUI	37	0					
Drunkenness	43	3					
Family-Non Violent	0	0					
Liquor Law Violations	6	2					
Peeping Tom	0	0					
Trespass	18	3					
All Other Offenses	121	0					
Total Group B	235	26					

Crime in Tennessee 2017

(*) Offenses are counted using the FBI Units of Count for Crime

(**) The 'Arrests' column shows arrests made for incidents during the selected period, regardless of arrest date. Arrest counts for the same period may change over time.

Parsons Police Department - NIBRS Agency Crime Overview - 2017

2016 Population Estimate		2,357		Offenses (*)		Arrests (**)		
Offense Overview		Group A Offenses		Reported	Cleared	Adult	Juvenile	
Offense Total	127	Crimes Against Persons						
Number Cleared	65	Murder		0	0	0	0	
Percent Cleared	51.18 %	Negligent Manslaughter		0	0	0	0	
Group A Crimes per 100,000 population	5,388.2	Negligent Vehicular Manslaughter		0	0	0	0	
		Kidnapping/Abduction		0	0	0	0	
		Forcible Rape		2	2	2	0	
		Forcible Sodomy		0	0	0	0	
		Sexual Assault W/Object		0	0	0	0	
		Forcible Fondling		0	0	0	0	
		Incest		0	0	0	0	
		Statutory Rape		0	0	0	0	
		Aggravated Assault		12	9	7	0	
		Simple Assault		21	19	15	1	
		Intimidation		3	1	1	0	
		Stalking		1	0	0	0	
		Commercial Sex Acts		0	0	0	0	
		Involuntary Servitude		0	0	0	0	
		Crimes Against Property						
		Arson		0	0	0	0	
		Bribery		0	0	0	0	
		Burglary		10	2	3	0	
		Counterfeiting/Forgery		3	2	2	0	
		Destruction/Damage/Vandalism		4	2	2	0	
		Embezzlement		0	0	0	0	
		Extortion/Blackmail		0	0	0	0	
		Fraud - False Pretenses		6	2	2	0	
		Fraud - Credit Card/ATM		20	0	0	0	
		Fraud - Impersonation		1	0	0	0	
		Fraud - Welfare		0	0	0	0	
		Fraud - Wire		4	0	0	0	
		Fraud - Identity Theft		1	0	0	0	
		Fraud - Computer Hacking/Invasion		0	0	0	0	
		Robbery		0	0	0	0	
		Theft - Pocket-picking		0	0	0	0	
		Theft - Purse Snatching		0	0	0	0	
		Theft - Shoplifting		7	5	5	0	
		Theft From Building		1	1	1	0	
		Theft From Coin Machine		0	0	0	0	
		Theft From Motor Vehicle		5	2	2	0	
		Theft of Motor Vehicle Parts		0	0	0	0	
		Theft - All Other Larceny		10	3	2	0	
		Motor Vehicle Theft		3	2	2	0	
		Stolen Property Offenses		1	1	0	0	
		Crimes Against Society						
		Animal Cruelty		0	0	0	0	
		Drug/Narcotic Violations		7	7	7	0	
		Drug/Narcotic Equipment Violations		2	2	4	0	
		Gambling - Betting/Wagering		0	0	0	0	
		Gambling - Operating/Promoting		0	0	0	0	
		Gambling - Equipment Violations		0	0	0	0	
		Gambling - Sports Tampering		0	0	0	0	
		Pornography/Obscene Material		0	0	0	0	
		Prostitution		0	0	0	0	
		Prostitution Assisting/Promoting		0	0	0	0	
		Purchasing Prostitution		0	0	0	0	
		Weapon Law Violations		3	3	0	0	
		Total Group A Offenses		127	65	57	1	
Domestic Violence Victims								
Offense	Reported	Cleared						
Murder	0	0						
Aggravated Assault	7	6						
Simple Assault	15	13						
Intimidation	2	1						
Stalking	1	0						
Forcible Rape	0	0						
Forcible Sodomy	0	0						
Sexual Assault W/Object	0	0						
Forcible Fondling	0	0						
Incest	0	0						
Statutory Rape	0	0						
Kidnapping/Abduction	0	0						
Commercial Sex Acts	0	0						
Involuntary Servitude	0	0						
Total	25	20						
Group B Arrests								
Offense	Adult	Juvenile						
Bad Checks	0	0						
Curfew/Vagrancy	0	0						
Disorderly Conduct	7	1						
DUI	1	0						
Drunkenness	12	0						
Family-Non Violent	0	0						
Liquor Law Violations	0	0						
Peeping Tom	0	0						
Trespass	1	0						
All Other Offenses	12	0						
Total Group B	33	1						

Crime in Tennessee 2017

(*) Offenses are counted using the FBI Units of Count for Crime

(**) The 'Arrests' column shows arrests made for incidents during the selected period, regardless of arrest date. Arrest counts for the same period may change over time.

Pigeon Forge Police Department - NIBRS Agency Crime Overview - 2017

2016 Population Estimate		6,199		Offenses (*)		Arrests (**)		
Offense Overview		Group A Offenses		Reported	Cleared	Adult	Juvenile	
Offense Total	1,400	Crimes Against Persons						
Number Cleared	642	Murder		0	0	0	0	
Percent Cleared	45.86 %	Negligent Manslaughter		0	0	0	0	
Group A Crimes per 100,000 population	22,584.3	Negligent Vehicular Manslaughter		0	0	0	0	
		Kidnapping/Abduction		3	1	1	0	
		Forcible Rape		7	0	0	0	
		Forcible Sodomy		1	1	1	0	
		Sexual Assault W/Object		1	0	0	0	
		Forcible Fondling		16	3	2	1	
		Incest		0	0	0	0	
		Statutory Rape		2	0	0	0	
		Aggravated Assault		36	25	18	0	
		Simple Assault		146	86	74	6	
		Intimidation		23	4	4	0	
		Stalking		3	0	0	0	
		Commercial Sex Acts		0	0	0	0	
		Involuntary Servitude		0	0	0	0	
		Crimes Against Property						
		Arson		1	0	0	0	
		Bribery		0	0	0	0	
		Burglary		83	7	5	2	
		Counterfeiting/Forgery		58	6	4	0	
		Destruction/Damage/Vandalism		98	18	6	0	
		Embezzlement		27	8	8	0	
		Extortion/Blackmail		1	0	0	0	
		Fraud - False Pretenses		41	7	6	0	
		Fraud - Credit Card/ATM		23	3	4	0	
		Fraud - Impersonation		12	11	10	0	
		Fraud - Welfare		0	0	0	0	
		Fraud - Wire		5	0	0	0	
		Fraud - Identity Theft		5	3	0	0	
		Fraud - Computer Hacking/Invasion		1	0	0	0	
		Robbery		3	1	2	0	
		Theft - Pocket-picking		0	0	0	0	
		Theft - Purse Snatching		0	0	0	0	
		Theft - Shoplifting		70	47	49	3	
		Theft From Building		68	8	7	0	
		Theft From Coin Machine		17	2	2	0	
		Theft From Motor Vehicle		73	8	7	2	
		Theft of Motor Vehicle Parts		13	0	0	0	
		Theft - All Other Larceny		57	6	5	0	
		Motor Vehicle Theft		65	6	4	0	
		Stolen Property Offenses		23	20	23	0	
		Crimes Against Society						
		Animal Cruelty		5	3	4	0	
		Drug/Narcotic Violations		222	194	188	2	
		Drug/Narcotic Equipment Violations		168	144	31	0	
		Gambling - Betting/Wagering		0	0	0	0	
		Gambling - Operating/Promoting		0	0	0	0	
		Gambling - Equipment Violations		0	0	0	0	
		Gambling - Sports Tampering		0	0	0	0	
		Pornography/Obscene Material		1	0	0	0	
		Prostitution		0	0	0	0	
		Prostitution Assisting/Promoting		0	0	0	0	
		Purchasing Prostitution		0	0	0	0	
		Weapon Law Violations		22	20	5	0	
		Total Group A Offenses		1,400	642	470	16	
Domestic Violence Victims								
Offense	Reported	Cleared						
Murder	0	0						
Aggravated Assault	13	10						
Simple Assault	101	71						
Intimidation	9	4						
Stalking	2	0						
Forcible Rape	0	0						
Forcible Sodomy	0	0						
Sexual Assault W/Object	0	0						
Forcible Fondling	4	1						
Incest	0	0						
Statutory Rape	0	0						
Kidnapping/Abduction	1	1						
Commercial Sex Acts	0	0						
Involuntary Servitude	0	0						
Total	130	87						
Group B Arrests								
Offense	Adult	Juvenile						
Bad Checks	0	0						
Curfew/Vagrancy	0	0						
Disorderly Conduct	11	3						
DUI	130	0						
Drunkenness	143	0						
Family-Non Violent	3	0						
Liquor Law Violations	122	3						
Peeping Tom	0	0						
Trespass	2	1						
All Other Offenses	85	13						
Total Group B	496	20						

Crime in Tennessee 2017

(*) Offenses are counted using the FBI Units of Count for Crime

(**) The 'Arrests' column shows arrests made for incidents during the selected period, regardless of arrest date. Arrest counts for the same period may change over time.

Pittman Center Police Department - NIBRS Agency Crime Overview - 2017

2016 Population Estimate		570	Offenses (*)		Arrests (**)	
Offense Overview			Reported	Cleared	Adult	Juvenile
Group A Offenses						
Crimes Against Persons						
Offense Total	11		0	0	0	0
Number Cleared	1		0	0	0	0
Percent Cleared	9.09 %		0	0	0	0
Group A Crimes per 100,000 population	1,929.8		0	0	0	0
Arrest Overview						
Total Arrests	5		0	0	0	0
Adult Arrests	5		0	0	0	0
Juvenile Arrests	0		0	0	0	0
Unknown Age	0		0	0	0	0
Arrests per 100,000 population	877.2		0	0	0	0
Average number offenses/incident	1.10		0	0	0	0
Domestic Violence Victims						
Offense	Reported	Cleared				
Murder	0	0	0	0	0	0
Aggravated Assault	0	0	0	0	0	0
Simple Assault	0	0	0	0	0	0
Intimidation	0	0	0	0	0	0
Stalking	0	0	0	0	0	0
Forcible Rape	0	0	0	0	0	0
Forcible Sodomy	0	0	0	0	0	0
Sexual Assault W/Object	0	0	0	0	0	0
Forcible Fondling	0	0	0	0	0	0
Incest	0	0	0	0	0	0
Statutory Rape	0	0	0	0	0	0
Kidnapping/Abduction	0	0	0	0	0	0
Commercial Sex Acts	0	0	0	0	0	0
Involuntary Servitude	0	0	0	0	0	0
Total	0	0				
Group B Arrests						
Offense	Adult	Juvenile				
Bad Checks	0	0	0	0	0	0
Curfew/Vagrancy	0	0	0	0	0	0
Disorderly Conduct	0	0	0	0	0	0
DUI	1	0	0	0	0	0
Drunkenness	0	0	0	0	0	0
Family-Non Violent	0	0	0	0	0	0
Liquor Law Violations	0	0	0	0	0	0
Peeping Tom	0	0	0	0	0	0
Trespass	0	0	0	0	0	0
All Other Offenses	3	0	0	0	0	0
Total Group B	4	0				
Crimes Against Property						
Arson	0	0	0	0	0	0
Bribery	0	0	0	0	0	0
Burglary	1	0	0	0	0	0
Counterfeiting/Forgery	0	0	0	0	0	0
Destruction/Damage/Vandalism	3	0	0	0	0	0
Embezzlement	0	0	0	0	0	0
Extortion/Blackmail	0	0	0	0	0	0
Fraud - False Pretenses	1	0	0	0	0	0
Fraud - Credit Card/ATM	0	0	0	0	0	0
Fraud - Impersonation	0	0	0	0	0	0
Fraud - Welfare	0	0	0	0	0	0
Fraud - Wire	0	0	0	0	0	0
Fraud - Identity Theft	1	0	0	0	0	0
Fraud - Computer Hacking/Invasion	0	0	0	0	0	0
Robbery	0	0	0	0	0	0
Theft - Pocket-picking	0	0	0	0	0	0
Theft - Purse Snatching	0	0	0	0	0	0
Theft - Shoplifting	0	0	0	0	0	0
Theft From Building	1	0	0	0	0	0
Theft From Coin Machine	0	0	0	0	0	0
Theft From Motor Vehicle	0	0	0	0	0	0
Theft of Motor Vehicle Parts	0	0	0	0	0	0
Theft - All Other Larceny	2	0	0	0	0	0
Motor Vehicle Theft	1	0	0	0	0	0
Stolen Property Offenses	0	0	0	0	0	0
Crimes Against Society						
Animal Cruelty	0	0	0	0	0	0
Drug/Narcotic Violations	1	1	1	1	1	0
Drug/Narcotic Equipment Violations	0	0	0	0	0	0
Gambling - Betting/Wagering	0	0	0	0	0	0
Gambling - Operating/Promoting	0	0	0	0	0	0
Gambling - Equipment Violations	0	0	0	0	0	0
Gambling - Sports Tampering	0	0	0	0	0	0
Pornography/Obscene Material	0	0	0	0	0	0
Prostitution	0	0	0	0	0	0
Prostitution Assisting/Promoting	0	0	0	0	0	0
Purchasing Prostitution	0	0	0	0	0	0
Weapon Law Violations	0	0	0	0	0	0
Total Group A Offenses	11	1	11	1	1	0

Crime in Tennessee 2017

(*) Offenses are counted using the FBI Units of Count for Crime

(**) The 'Arrests' column shows arrests made for incidents during the selected period, regardless of arrest date. Arrest counts for the same period may change over time.

Plainview Police Department - NIBRS Agency Crime Overview - 2017

2016 Population Estimate		2,047		Offenses (*)		Arrests (**)	
Offense Overview		Group A Offenses		Reported	Cleared	Adult	Juvenile
Offense Total	49	Crimes Against Persons		0	0	0	0
Number Cleared	28	Murder		0	0	0	0
Percent Cleared	57.14 %	Negligent Manslaughter		0	0	0	0
Group A Crimes per 100,000 population	2,393.7	Negligent Vehicular Manslaughter		0	0	0	0
		Kidnapping/Abduction		0	0	0	0
		Forcible Rape		1	1	1	0
		Forcible Sodomy		0	0	0	0
		Sexual Assault W/Object		0	0	0	0
		Forcible Fondling		0	0	0	0
		Incest		0	0	0	0
		Statutory Rape		0	0	0	0
		Aggravated Assault		6	5	3	0
		Simple Assault		5	4	3	1
		Intimidation		0	0	0	0
		Stalking		0	0	0	0
		Commercial Sex Acts		0	0	0	0
		Involuntary Servitude		0	0	0	0
		Crimes Against Property					
		Arson		0	0	0	0
		Bribery		0	0	0	0
		Burglary		5	3	3	2
		Counterfeiting/Forgery		2	0	0	0
		Destruction/Damage/Vandalism		7	0	0	0
		Embezzlement		2	2	2	0
		Extortion/Blackmail		0	0	0	0
		Fraud - False Pretenses		1	1	0	0
		Fraud - Credit Card/ATM		0	0	0	0
		Fraud - Impersonation		0	0	0	0
		Fraud - Welfare		0	0	0	0
		Fraud - Wire		0	0	0	0
		Fraud - Identity Theft		1	1	1	0
		Fraud - Computer Hacking/Invasion		0	0	0	0
		Robbery		0	0	0	0
		Theft - Pocket-picking		0	0	0	0
		Theft - Purse Snatching		0	0	0	0
		Theft - Shoplifting		0	0	0	0
		Theft From Building		3	0	0	0
		Theft From Coin Machine		0	0	0	0
		Theft From Motor Vehicle		0	0	0	0
		Theft of Motor Vehicle Parts		2	1	1	0
		Theft - All Other Larceny		2	0	0	0
		Motor Vehicle Theft		2	0	0	0
		Stolen Property Offenses		1	1	3	0
		Crimes Against Society					
		Animal Cruelty		0	0	0	0
		Drug/Narcotic Violations		4	4	5	0
		Drug/Narcotic Equipment Violations		5	5	1	0
		Gambling - Betting/Wagering		0	0	0	0
		Gambling - Operating/Promoting		0	0	0	0
		Gambling - Equipment Violations		0	0	0	0
		Gambling - Sports Tampering		0	0	0	0
		Pornography/Obscene Material		0	0	0	0
		Prostitution		0	0	0	0
		Prostitution Assisting/Promoting		0	0	0	0
		Purchasing Prostitution		0	0	0	0
		Weapon Law Violations		0	0	0	0
		Total Group A Offenses		49	28	23	3

Domestic Violence Victims		
Offense	Reported	Cleared
Murder	0	0
Aggravated Assault	4	4
Simple Assault	4	3
Intimidation	0	0
Stalking	0	0
Forcible Rape	0	0
Forcible Sodomy	0	0
Sexual Assault W/Object	0	0
Forcible Fondling	0	0
Incest	0	0
Statutory Rape	0	0
Kidnapping/Abduction	0	0
Commercial Sex Acts	0	0
Involuntary Servitude	0	0
Total	8	7

Group B Arrests		
Offense	Adult	Juvenile
Bad Checks	0	0
Curfew/Vagrancy	0	0
Disorderly Conduct	0	0
DUI	3	0
Drunkenness	1	0
Family-Non Violent	0	0
Liquor Law Violations	0	0
Peeping Tom	0	0
Trespass	0	0
All Other Offenses	7	0
Total Group B	11	0

Crime in Tennessee 2017

(*) Offenses are counted using the FBI Units of Count for Crime

(**) The 'Arrests' column shows arrests made for incidents during the selected period, regardless of arrest date. Arrest counts for the same period may change over time.

Pulaski Police Department - NIBRS Agency Crime Overview - 2017

2016 Population Estimate		7,758	Offenses (*)		Arrests (**)		
Offense Overview			Reported	Cleared	Adult	Juvenile	
Group A Offenses							
Crimes Against Persons							
Offense Total	1,030		Murder	1	1	2	0
Number Cleared	537		Negligent Manslaughter	0	0	0	0
Percent Cleared	52.14 %		Negligent Vehicular Manslaughter	0	0	0	0
Group A Crimes per 100,000 population	13,276.6		Kidnapping/Abduction	4	3	2	0
			Forcible Rape	4	2	1	0
			Forcible Sodomy	0	0	0	0
			Sexual Assault W/Object	2	0	0	0
			Forcible Fondling	4	1	1	0
			Incest	0	0	0	0
			Statutory Rape	0	0	0	0
			Aggravated Assault	44	35	25	1
			Simple Assault	162	97	80	5
			Intimidation	0	0	0	0
			Stalking	1	0	0	0
			Commercial Sex Acts	0	0	0	0
			Involuntary Servitude	0	0	0	0
			Crimes Against Property				
			Arson	4	1	1	0
			Bribery	0	0	0	0
			Burglary	52	11	15	28
			Counterfeiting/Forgery	48	6	5	0
			Destruction/Damage/Vandalism	89	17	5	4
			Embezzlement	0	0	0	0
			Extortion/Blackmail	0	0	0	0
			Fraud - False Pretenses	43	4	1	0
			Fraud - Credit Card/ATM	5	2	0	0
			Fraud - Impersonation	7	5	0	0
			Fraud - Welfare	0	0	0	0
			Fraud - Wire	0	0	0	0
			Fraud - Identity Theft	2	0	0	0
			Fraud - Computer Hacking/Invasion	0	0	0	0
			Robbery	6	2	2	0
			Theft - Pocket-picking	0	0	0	0
			Theft - Purse Snatching	0	0	0	0
			Theft - Shoplifting	96	74	83	1
			Theft From Building	71	11	10	0
			Theft From Coin Machine	2	0	0	0
			Theft From Motor Vehicle	36	11	0	0
			Theft of Motor Vehicle Parts	6	1	0	0
			Theft - All Other Larceny	72	12	18	3
			Motor Vehicle Theft	13	5	2	0
			Stolen Property Offenses	1	0	0	0
			Crimes Against Society				
			Animal Cruelty	1	0	0	0
			Drug/Narcotic Violations	163	151	153	11
			Drug/Narcotic Equipment Violations	74	69	22	0
			Gambling - Betting/Wagering	0	0	0	0
			Gambling - Operating/Promoting	0	0	0	0
			Gambling - Equipment Violations	0	0	0	0
			Gambling - Sports Tampering	0	0	0	0
			Pornography/Obscene Material	0	0	0	0
			Prostitution	0	0	0	0
			Prostitution Assisting/Promoting	0	0	0	0
			Purchasing Prostitution	0	0	0	0
			Weapon Law Violations	17	16	2	0
			Total Group A Offenses	1,030	537	430	53
Domestic Violence Victims							
Offense	Reported	Cleared					
Murder	1	1	Burglary	52	11	15	28
Aggravated Assault	18	17	Counterfeiting/Forgery	48	6	5	0
Simple Assault	101	71	Destruction/Damage/Vandalism	89	17	5	4
Intimidation	0	0	Embezzlement	0	0	0	0
Stalking	0	0	Extortion/Blackmail	0	0	0	0
Forcible Rape	2	0	Fraud - False Pretenses	43	4	1	0
Forcible Sodomy	0	0	Fraud - Credit Card/ATM	5	2	0	0
Sexual Assault W/Object	0	0	Fraud - Impersonation	7	5	0	0
Forcible Fondling	0	0	Fraud - Welfare	0	0	0	0
Incest	0	0	Fraud - Wire	0	0	0	0
Statutory Rape	0	0	Fraud - Identity Theft	2	0	0	0
Kidnapping/Abduction	4	3	Fraud - Computer Hacking/Invasion	0	0	0	0
Commercial Sex Acts	0	0	Robbery	6	2	2	0
Involuntary Servitude	0	0	Theft - Pocket-picking	0	0	0	0
Total	126	92	Theft - Purse Snatching	0	0	0	0
Group B Arrests							
Offense	Adult	Juvenile					
Bad Checks	0	0	Theft - Shoplifting	96	74	83	1
Curfew/Vagrancy	0	1	Theft From Building	71	11	10	0
Disorderly Conduct	13	1	Theft From Coin Machine	2	0	0	0
DUI	17	0	Theft From Motor Vehicle	36	11	0	0
Drunkenness	33	1	Theft of Motor Vehicle Parts	6	1	0	0
Family-Non Violent	1	0	Theft - All Other Larceny	72	12	18	3
Liquor Law Violations	0	0	Motor Vehicle Theft	13	5	2	0
Peeping Tom	0	0	Stolen Property Offenses	1	0	0	0
Trespass	14	0	Crimes Against Society				
All Other Offenses	80	3	Animal Cruelty	1	0	0	0
Total Group B	158	6	Drug/Narcotic Violations	163	151	153	11
			Drug/Narcotic Equipment Violations	74	69	22	0
			Gambling - Betting/Wagering	0	0	0	0
			Gambling - Operating/Promoting	0	0	0	0
			Gambling - Equipment Violations	0	0	0	0
			Gambling - Sports Tampering	0	0	0	0
			Pornography/Obscene Material	0	0	0	0
			Prostitution	0	0	0	0
			Prostitution Assisting/Promoting	0	0	0	0
			Purchasing Prostitution	0	0	0	0
			Weapon Law Violations	17	16	2	0
			Total Group A Offenses	1,030	537	430	53

Crime in Tennessee 2017

(*) Offenses are counted using the FBI Units of Count for Crime

(**) The 'Arrests' column shows arrests made for incidents during the selected period, regardless of arrest date. Arrest counts for the same period may change over time.

Puryear Police Department - NIBRS Agency Crime Overview - 2017

2016 Population Estimate		672		Offenses (*)		Arrests (**)	
				Reported	Cleared	Adult	Juvenile
Offense Overview				Group A Offenses			
Crimes Against Persons							
Offense Total	20	Murder	1	1	1	0	
Number Cleared	5	Negligent Manslaughter	0	0	0	0	
Percent Cleared	25.00 %	Negligent Vehicular Manslaughter	0	0	0	0	
Group A Crimes per 100,000 population	2,976.2	Kidnapping/Abduction	0	0	0	0	
		Forcible Rape	0	0	0	0	
		Forcible Sodomy	0	0	0	0	
		Sexual Assault W/Object	0	0	0	0	
		Forcible Fondling	0	0	0	0	
		Incest	0	0	0	0	
		Statutory Rape	0	0	0	0	
		Aggravated Assault	0	0	0	0	
		Simple Assault	1	1	1	0	
		Intimidation	2	0	0	0	
		Stalking	0	0	0	0	
		Commercial Sex Acts	0	0	0	0	
		Involuntary Servitude	0	0	0	0	
		Crimes Against Property					
		Arson	0	0	0	0	
		Bribery	0	0	0	0	
		Burglary	2	0	0	0	
		Counterfeiting/Forgery	0	0	0	0	
		Destruction/Damage/Vandalism	1	0	0	0	
		Embezzlement	0	0	0	0	
		Extortion/Blackmail	0	0	0	0	
		Fraud - False Pretenses	0	0	0	0	
		Fraud - Credit Card/ATM	0	0	0	0	
		Fraud - Impersonation	0	0	0	0	
		Fraud - Welfare	0	0	0	0	
		Fraud - Wire	0	0	0	0	
		Fraud - Identity Theft	0	0	0	0	
		Fraud - Computer Hacking/Invasion	0	0	0	0	
		Robbery	0	0	0	0	
		Theft - Pocket-picking	0	0	0	0	
		Theft - Purse Snatching	0	0	0	0	
		Theft - Shoplifting	2	0	0	0	
		Theft From Building	0	0	0	0	
		Theft From Coin Machine	0	0	0	0	
		Theft From Motor Vehicle	5	0	0	0	
		Theft of Motor Vehicle Parts	0	0	0	0	
		Theft - All Other Larceny	2	0	0	0	
		Motor Vehicle Theft	1	0	0	0	
		Stolen Property Offenses	0	0	0	0	
		Crimes Against Society					
		Animal Cruelty	0	0	0	0	
		Drug/Narcotic Violations	1	1	1	0	
		Drug/Narcotic Equipment Violations	0	0	0	0	
		Gambling - Betting/Wagering	0	0	0	0	
		Gambling - Operating/Promoting	0	0	0	0	
		Gambling - Equipment Violations	0	0	0	0	
		Gambling - Sports Tampering	0	0	0	0	
		Pornography/Obscene Material	0	0	0	0	
		Prostitution	0	0	0	0	
		Prostitution Assisting/Promoting	0	0	0	0	
		Purchasing Prostitution	0	0	0	0	
		Weapon Law Violations	2	2	1	0	
		Total Group A Offenses	20	5	4	0	
Domestic Violence Victims							
Offense	Reported	Cleared					
Murder	0	0	Burglary	2	0	0	
Aggravated Assault	0	0	Counterfeiting/Forgery	0	0	0	
Simple Assault	1	1	Destruction/Damage/Vandalism	1	0	0	
Intimidation	1	0	Embezzlement	0	0	0	
Stalking	0	0	Extortion/Blackmail	0	0	0	
Forcible Rape	0	0	Fraud - False Pretenses	0	0	0	
Forcible Sodomy	0	0	Fraud - Credit Card/ATM	0	0	0	
Sexual Assault W/Object	0	0	Fraud - Impersonation	0	0	0	
Forcible Fondling	0	0	Fraud - Welfare	0	0	0	
Incest	0	0	Fraud - Wire	0	0	0	
Statutory Rape	0	0	Fraud - Identity Theft	0	0	0	
Kidnapping/Abduction	0	0	Fraud - Computer Hacking/Invasion	0	0	0	
Commercial Sex Acts	0	0	Robbery	0	0	0	
Involuntary Servitude	0	0	Theft - Pocket-picking	0	0	0	
Total	2	1	Theft - Purse Snatching	0	0	0	
			Theft - Shoplifting	2	0	0	
			Theft From Building	0	0	0	
			Theft From Coin Machine	0	0	0	
			Theft From Motor Vehicle	5	0	0	
			Theft of Motor Vehicle Parts	0	0	0	
			Theft - All Other Larceny	2	0	0	
			Motor Vehicle Theft	1	0	0	
			Stolen Property Offenses	0	0	0	
			Crimes Against Society				
			Animal Cruelty	0	0	0	
			Drug/Narcotic Violations	1	1	1	
			Drug/Narcotic Equipment Violations	0	0	0	
			Gambling - Betting/Wagering	0	0	0	
			Gambling - Operating/Promoting	0	0	0	
			Gambling - Equipment Violations	0	0	0	
			Gambling - Sports Tampering	0	0	0	
			Pornography/Obscene Material	0	0	0	
			Prostitution	0	0	0	
			Prostitution Assisting/Promoting	0	0	0	
			Purchasing Prostitution	0	0	0	
			Weapon Law Violations	2	2	1	
			Total Group A Offenses	20	5	4	
Group B Arrests							
Offense	Adult	Juvenile					
Bad Checks	0	0					
Curfew/Vagrancy	0	0					
Disorderly Conduct	0	0					
DUI	0	0					
Drunkenness	0	0					
Family-Non Violent	0	0					
Liquor Law Violations	0	0					
Peeping Tom	0	0					
Trespass	6	1					
All Other Offenses	1	0					
Total Group B	7	1					

Crime in Tennessee 2017

(*) Offenses are counted using the FBI Units of Count for Crime

(**) The 'Arrests' column shows arrests made for incidents during the selected period, regardless of arrest date. Arrest counts for the same period may change over time.

Red Boiling Springs Police Department - NIBRS Agency Crime Overview - 2017

2016 Population Estimate		1,137		Offenses (*)		Arrests (**)	
				Reported	Cleared	Adult	Juvenile
Offense Overview				Group A Offenses			
Crimes Against Persons							
Offense Total	82	Murder	0	0	0	0	
Number Cleared	37	Negligent Manslaughter	0	0	0	0	
Percent Cleared	45.12 %	Negligent Vehicular Manslaughter	0	0	0	0	
Group A Crimes per 100,000 population	7,212.0	Kidnapping/Abduction	0	0	0	0	
		Forcible Rape	1	1	1	0	
		Forcible Sodomy	0	0	0	0	
		Sexual Assault W/Object	0	0	0	0	
		Forcible Fondling	0	0	0	0	
		Incest	0	0	0	0	
		Statutory Rape	0	0	0	0	
		Aggravated Assault	0	0	0	0	
		Simple Assault	15	14	12	0	
		Intimidation	1	0	0	0	
		Stalking	0	0	0	0	
		Commercial Sex Acts	0	0	0	0	
		Involuntary Servitude	0	0	0	0	
Arrest Overview				Crimes Against Property			
Domestic Violence Victims				Arson			
Offense		Reported	Cleared	Bribery		0	
Murder	0	0	Burglary		11		
Aggravated Assault	0	0	Counterfeiting/Forgery		1		
Simple Assault	7	7	Destruction/Damage/Vandalism		10		
Intimidation	0	0	Embezzlement		19		
Stalking	0	0	Extortion/Blackmail		0		
Forcible Rape	0	0	Fraud - False Pretenses		0		
Forcible Sodomy	0	0	Fraud - Credit Card/ATM		2		
Sexual Assault W/Object	0	0	Fraud - Impersonation		2		
Forcible Fondling	0	0	Fraud - Welfare		0		
Incest	0	0	Fraud - Wire		0		
Statutory Rape	0	0	Fraud - Identity Theft		0		
Kidnapping/Abduction	0	0	Fraud - Computer Hacking/Invasion		0		
Commercial Sex Acts	0	0	Robbery		0		
Involuntary Servitude	0	0	Theft - Pocket-picking		0		
Total	7	7	Theft - Purse Snatching		0		
Group B Arrests				Theft - Shoplifting		0	
Offense		Adult	Juvenile	Theft From Building		1	
Bad Checks	1	0	Theft From Coin Machine		0		
Curfew/Vagrancy	0	0	Theft From Motor Vehicle		2		
Disorderly Conduct	1	0	Theft of Motor Vehicle Parts		0		
DUI	5	0	Theft - All Other Larceny		1		
Drunkenness	4	0	Motor Vehicle Theft		3		
Family-Non Violent	0	0	Stolen Property Offenses		0		
Liquor Law Violations	0	0	Crimes Against Society				
Peeping Tom	0	0	Animal Cruelty		0		
Trespass	2	0	Drug/Narcotic Violations		6		
All Other Offenses	24	1	Drug/Narcotic Equipment Violations		5		
Total Group B	37	1	Gambling - Betting/Wagering		0		
			Gambling - Operating/Promoting		0		
			Gambling - Equipment Violations		0		
			Gambling - Sports Tampering		0		
			Pornography/Obscene Material		0		
			Prostitution		0		
			Prostitution Assisting/Promoting		0		
			Purchasing Prostitution		0		
			Weapon Law Violations		2		
			Total Group A Offenses		82		
					37		
					32		
					0		

Crime in Tennessee 2017

(*) Offenses are counted using the FBI Units of Count for Crime

(**) The 'Arrests' column shows arrests made for incidents during the selected period, regardless of arrest date. Arrest counts for the same period may change over time.

Ridgetop Police Department - NIBRS Agency Crime Overview - 2017

2016 Population Estimate		2,076		Offenses (*)		Arrests (**)		
Offense Overview		Group A Offenses		Reported	Cleared	Adult	Juvenile	
Offense Total	33	Crimes Against Persons						
Number Cleared	12	Murder		0	0	0	0	
Percent Cleared	36.36 %	Negligent Manslaughter		0	0	0	0	
Group A Crimes per 100,000 population	1,589.6	Negligent Vehicular Manslaughter		0	0	0	0	
		Kidnapping/Abduction		0	0	0	0	
		Forcible Rape		0	0	0	0	
		Forcible Sodomy		0	0	0	0	
		Sexual Assault W/Object		0	0	0	0	
		Forcible Fondling		0	0	0	0	
		Incest		0	0	0	0	
		Statutory Rape		0	0	0	0	
		Aggravated Assault		0	0	0	0	
		Simple Assault		4	2	2	0	
		Intimidation		3	0	0	0	
		Stalking		0	0	0	0	
		Commercial Sex Acts		0	0	0	0	
		Involuntary Servitude		0	0	0	0	
		Crimes Against Property						
		Arson		0	0	0	0	
		Bribery		0	0	0	0	
		Burglary		1	0	0	0	
		Counterfeiting/Forgery		0	0	0	0	
		Destruction/Damage/Vandalism		2	0	0	0	
		Embezzlement		0	0	0	0	
		Extortion/Blackmail		1	0	0	0	
		Fraud - False Pretenses		0	0	0	0	
		Fraud - Credit Card/ATM		2	0	0	0	
		Fraud - Impersonation		1	0	0	0	
		Fraud - Welfare		0	0	0	0	
		Fraud - Wire		0	0	0	0	
		Fraud - Identity Theft		0	0	0	0	
		Fraud - Computer Hacking/Invasion		0	0	0	0	
		Robbery		0	0	0	0	
		Theft - Pocket-picking		0	0	0	0	
		Theft - Purse Snatching		0	0	0	0	
		Theft - Shoplifting		2	0	0	0	
		Theft From Building		2	0	0	0	
		Theft From Coin Machine		0	0	0	0	
		Theft From Motor Vehicle		2	0	0	0	
		Theft of Motor Vehicle Parts		0	0	0	0	
		Theft - All Other Larceny		3	1	1	0	
		Motor Vehicle Theft		0	0	0	0	
		Stolen Property Offenses		0	0	0	0	
		Crimes Against Society						
		Animal Cruelty		0	0	0	0	
		Drug/Narcotic Violations		8	7	8	0	
		Drug/Narcotic Equipment Violations		2	2	0	0	
		Gambling - Betting/Wagering		0	0	0	0	
		Gambling - Operating/Promoting		0	0	0	0	
		Gambling - Equipment Violations		0	0	0	0	
		Gambling - Sports Tampering		0	0	0	0	
		Pornography/Obscene Material		0	0	0	0	
		Prostitution		0	0	0	0	
		Prostitution Assisting/Promoting		0	0	0	0	
		Purchasing Prostitution		0	0	0	0	
		Weapon Law Violations		0	0	0	0	
		Total Group A Offenses		33	12	11	0	
Domestic Violence Victims								
Offense	Reported	Cleared						
Murder	0	0						
Aggravated Assault	0	0						
Simple Assault	2	2						
Intimidation	1	0						
Stalking	0	0						
Forcible Rape	0	0						
Forcible Sodomy	0	0						
Sexual Assault W/Object	0	0						
Forcible Fondling	0	0						
Incest	0	0						
Statutory Rape	0	0						
Kidnapping/Abduction	0	0						
Commercial Sex Acts	0	0						
Involuntary Servitude	0	0						
Total	3	2						
Group B Arrests								
Offense	Adult	Juvenile						
Bad Checks	0	0						
Curfew/Vagrancy	0	0						
Disorderly Conduct	0	0						
DUI	3	0						
Drunkenness	0	0						
Family-Non Violent	0	0						
Liquor Law Violations	0	0						
Peeping Tom	0	0						
Trespass	0	1						
All Other Offenses	1	0						
Total Group B	4	1						

Crime in Tennessee 2017

(*) Offenses are counted using the FBI Units of Count for Crime

(**) The 'Arrests' column shows arrests made for incidents during the selected period, regardless of arrest date. Arrest counts for the same period may change over time.

Ripley Police Department - NIBRS Agency Crime Overview - 2017

2016 Population Estimate		8,116		Offenses (*)		Arrests (**)		
Offense Overview		Group A Offenses		Reported	Cleared	Adult	Juvenile	
Offense Total	899	Crimes Against Persons						
Number Cleared	223	Murder		0	0	0	0	
Percent Cleared	24.81 %	Negligent Manslaughter		0	0	0	0	
Group A Crimes per 100,000 population	11,076.9	Negligent Vehicular Manslaughter		0	0	0	0	
		Kidnapping/Abduction		1	1	1	0	
		Forcible Rape		7	1	1	0	
		Forcible Sodomy		2	0	0	0	
		Sexual Assault W/Object		0	0	0	0	
		Forcible Fondling		3	0	0	0	
		Incest		0	0	0	0	
		Statutory Rape		1	0	0	0	
		Aggravated Assault		86	23	16	1	
		Simple Assault		165	81	70	10	
		Intimidation		46	4	1	1	
		Stalking		1	0	0	0	
		Commercial Sex Acts		0	0	0	0	
		Involuntary Servitude		0	0	0	0	
		Crimes Against Property						
		Arson		1	0	0	0	
		Bribery		0	0	0	0	
		Burglary		116	11	5	8	
		Counterfeiting/Forgery		24	6	4	0	
		Destruction/Damage/Vandalism		153	20	12	1	
		Embezzlement		6	4	4	0	
		Extortion/Blackmail		0	0	0	0	
		Fraud - False Pretenses		27	6	2	1	
		Fraud - Credit Card/ATM		20	2	2	0	
		Fraud - Impersonation		1	0	0	0	
		Fraud - Welfare		0	0	0	0	
		Fraud - Wire		1	0	0	0	
		Fraud - Identity Theft		5	1	0	0	
		Fraud - Computer Hacking/Invasion		0	0	0	0	
		Robbery		8	0	0	0	
		Theft - Pocket-picking		0	0	0	0	
		Theft - Purse Snatching		0	0	0	0	
		Theft - Shoplifting		44	28	29	4	
		Theft From Building		45	3	1	1	
		Theft From Coin Machine		2	0	0	0	
		Theft From Motor Vehicle		48	1	0	0	
		Theft of Motor Vehicle Parts		10	1	1	0	
		Theft - All Other Larceny		40	4	5	0	
		Motor Vehicle Theft		8	3	2	1	
		Stolen Property Offenses		1	1	0	0	
		Crimes Against Society						
		Animal Cruelty		0	0	0	0	
		Drug/Narcotic Violations		16	13	11	0	
		Drug/Narcotic Equipment Violations		4	3	1	0	
		Gambling - Betting/Wagering		0	0	0	0	
		Gambling - Operating/Promoting		0	0	0	0	
		Gambling - Equipment Violations		0	0	0	0	
		Gambling - Sports Tampering		0	0	0	0	
		Pornography/Obscene Material		0	0	0	0	
		Prostitution		0	0	0	0	
		Prostitution Assisting/Promoting		0	0	0	0	
		Purchasing Prostitution		0	0	0	0	
		Weapon Law Violations		7	6	2	1	
		Total Group A Offenses		899	223	170	29	
Domestic Violence Victims								
Offense	Reported	Cleared						
Murder	0	0						
Aggravated Assault	20	9						
Simple Assault	95	53						
Intimidation	10	3						
Stalking	1	0						
Forcible Rape	0	0						
Forcible Sodomy	0	0						
Sexual Assault W/Object	0	0						
Forcible Fondling	0	0						
Incest	0	0						
Statutory Rape	0	0						
Kidnapping/Abduction	1	1						
Commercial Sex Acts	0	0						
Involuntary Servitude	0	0						
Total	127	66						
Group B Arrests								
Offense	Adult	Juvenile						
Bad Checks	0	0						
Curfew/Vagrancy	0	0						
Disorderly Conduct	1	0						
DUI	6	0						
Drunkenness	6	0						
Family-Non Violent	0	0						
Liquor Law Violations	0	0						
Peeping Tom	0	0						
Trespass	1	0						
All Other Offenses	22	0						
Total Group B	36	0						

Crime in Tennessee 2017

(*) Offenses are counted using the FBI Units of Count for Crime

(**) The 'Arrests' column shows arrests made for incidents during the selected period, regardless of arrest date. Arrest counts for the same period may change over time.

Rockwood Police Department - NIBRS Agency Crime Overview - 2017

2016 Population Estimate		5,443		Offenses (*)		Arrests (**)		
Offense Overview		Group A Offenses		Reported	Cleared	Adult	Juvenile	
Offense Total	698	Crimes Against Persons						
Number Cleared	399	Murder		0	0	0	0	
Percent Cleared	57.16 %	Negligent Manslaughter		0	0	0	0	
Group A Crimes per 100,000 population	12,823.8	Negligent Vehicular Manslaughter		0	0	0	0	
		Kidnapping/Abduction		1	1	0	0	
		Forcible Rape		1	1	1	0	
		Forcible Sodomy		0	0	0	0	
		Sexual Assault W/Object		0	0	0	0	
		Forcible Fondling		3	1	1	0	
		Incest		0	0	0	0	
		Statutory Rape		0	0	0	0	
		Aggravated Assault		26	22	16	0	
		Simple Assault		88	68	56	2	
		Intimidation		28	8	6	0	
		Stalking		0	0	0	0	
		Commercial Sex Acts		0	0	0	0	
		Involuntary Servitude		0	0	0	0	
		Crimes Against Property						
		Arson		0	0	0	0	
		Bribery		0	0	0	0	
		Burglary		38	7	6	0	
		Counterfeiting/Forgery		4	0	0	0	
		Destruction/Damage/Vandalism		58	11	3	1	
		Embezzlement		0	0	0	0	
		Extortion/Blackmail		1	0	0	0	
		Fraud - False Pretenses		1	1	1	0	
		Fraud - Credit Card/ATM		9	1	2	0	
		Fraud - Impersonation		0	0	0	0	
		Fraud - Welfare		0	0	0	0	
		Fraud - Wire		0	0	0	0	
		Fraud - Identity Theft		0	0	0	0	
		Fraud - Computer Hacking/Invasion		0	0	0	0	
		Robbery		3	1	3	0	
		Theft - Pocket-picking		0	0	0	0	
		Theft - Purse Snatching		0	0	0	0	
		Theft - Shoplifting		87	67	67	0	
		Theft From Building		18	5	2	0	
		Theft From Coin Machine		0	0	0	0	
		Theft From Motor Vehicle		10	0	0	0	
		Theft of Motor Vehicle Parts		8	0	0	0	
		Theft - All Other Larceny		98	10	7	1	
		Motor Vehicle Theft		24	5	4	0	
		Stolen Property Offenses		0	0	0	0	
		Crimes Against Society						
		Animal Cruelty		0	0	0	0	
		Drug/Narcotic Violations		113	111	110	0	
		Drug/Narcotic Equipment Violations		71	71	32	0	
		Gambling - Betting/Wagering		0	0	0	0	
		Gambling - Operating/Promoting		0	0	0	0	
		Gambling - Equipment Violations		0	0	0	0	
		Gambling - Sports Tampering		0	0	0	0	
		Pornography/Obscene Material		0	0	0	0	
		Prostitution		0	0	0	0	
		Prostitution Assisting/Promoting		0	0	0	0	
		Purchasing Prostitution		0	0	0	0	
		Weapon Law Violations		8	8	1	0	
		Total Group A Offenses		698	399	318	4	
Domestic Violence Victims								
Offense	Reported	Cleared						
Murder	0	0						
Aggravated Assault	10	10						
Simple Assault	65	54						
Intimidation	12	8						
Stalking	0	0						
Forcible Rape	1	1						
Forcible Sodomy	0	0						
Sexual Assault W/Object	0	0						
Forcible Fondling	0	0						
Incest	0	0						
Statutory Rape	0	0						
Kidnapping/Abduction	1	1						
Commercial Sex Acts	0	0						
Involuntary Servitude	0	0						
Total	89	74						
Group B Arrests								
Offense	Adult	Juvenile						
Bad Checks	0	0						
Curfew/Vagrancy	0	0						
Disorderly Conduct	2	1						
DUI	23	0						
Drunkenness	29	0						
Family-Non Violent	1	0						
Liquor Law Violations	0	0						
Peeping Tom	0	0						
Trespass	27	0						
All Other Offenses	42	2						
Total Group B	124	3						

Crime in Tennessee 2017

(*) Offenses are counted using the FBI Units of Count for Crime

(**) The 'Arrests' column shows arrests made for incidents during the selected period, regardless of arrest date. Arrest counts for the same period may change over time.

Rocky Top Police Department - NIBRS Agency Crime Overview - 2017

2016 Population Estimate		N/A	Offenses (*)		Arrests (**)	
			Reported	Cleared	Adult	Juvenile
Offense Overview			Group A Offenses			
Crimes Against Persons						
Offense Total	248		0	0	0	0
Number Cleared	122		0	0	0	0
Percent Cleared	49.19 %		0	0	0	0
Group A Crimes per 100,000 population	N/A		1	1	0	0
			1	1	0	0
			0	0	0	0
			0	0	0	0
Arrest Overview			Crimes Against Property			
Total Arrests	204		0	0	0	0
Adult Arrests	190		0	0	0	0
Juvenile Arrests	14		6	6	4	0
Unknown Age	0		40	38	32	0
Arrests per 100,000 population	N/A		0	0	0	0
			0	0	0	0
Average number offenses/incident	1.17		0	0	0	0
Domestic Violence Victims			Crimes Against Society			
Offense			Arson			
Reported	Cleared		1	1	2	0
Murder	0	0	0	0	0	0
Aggravated Assault	1	1	18	9	9	6
Simple Assault	27	25	10	1	1	0
Intimidation	0	0	34	7	5	4
Stalking	0	0	1	0	0	0
Forcible Rape	0	0	0	0	0	0
Forcible Sodomy	0	0	0	0	0	0
Sexual Assault W/Object	0	0	2	1	1	0
Forcible Fondling	0	0	6	0	0	0
Incest	0	0	0	0	0	0
Statutory Rape	0	0	0	0	0	0
Kidnapping/Abduction	0	0	0	0	0	0
Commercial Sex Acts	0	0	0	0	0	0
Involuntary Servitude	0	0	0	0	0	0
Total	28	26	0	0	0	0
Group B Arrests			Crimes Against Society			
Offense			Animal Cruelty			
Adult	Juvenile		0	0	0	0
Bad Checks	0	0	6	5	5	0
Curfew/Vagrancy	0	0	1	1	0	0
Disorderly Conduct	5	0	0	0	0	0
DUI	3	0	0	0	0	0
Drunkenness	9	0	0	0	0	0
Family-Non Violent	0	0	0	0	0	0
Liquor Law Violations	2	0	0	0	0	0
Peeping Tom	0	0	0	0	0	0
Trespass	17	0	0	0	0	0
All Other Offenses	51	2	0	0	0	0
Total Group B	87	2	0	0	0	0
			Crimes Against Society			
			Drug/Narcotic Violations			
			Drug/Narcotic Equipment Violations			
			Gambling - Betting/Wagering			
			Gambling - Operating/Promoting			
			Gambling - Equipment Violations			
			Gambling - Sports Tampering			
			Pornography/Obscene Material			
			Prostitution			
			Prostitution Assisting/Promoting			
			Purchasing Prostitution			
			Weapon Law Violations			
			Total Group A Offenses			
			248	122	103	12

Crime in Tennessee 2017

(*) Offenses are counted using the FBI Units of Count for Crime

(**) The 'Arrests' column shows arrests made for incidents during the selected period, regardless of arrest date. Arrest counts for the same period may change over time.

Rogersville Police Department - NIBRS Agency Crime Overview - 2017

2016 Population Estimate		4,375	Offenses (*)		Arrests (**)	
			Reported	Cleared	Adult	Juvenile
Offense Overview			Group A Offenses			
			Crimes Against Persons			
Offense Total	617		0	0	0	0
Number Cleared	257		0	0	0	0
Percent Cleared	41.65 %		0	0	0	0
Group A Crimes per 100,000 population	14,102.9		0	0	0	0
			0	0	0	0
Arrest Overview			Crimes Against Persons			
Total Arrests	239		0	0	0	0
Adult Arrests	234		0	0	0	0
Juvenile Arrests	5		1	1	1	0
Unknown Age	0		24	17	10	0
Arrests per 100,000 population	5,462.9		66	48	29	0
			10	0	0	0
Average number offenses/incident	1.16		13	0	0	0
			0	0	0	0
			0	0	0	0
			Crimes Against Property			
Domestic Violence Victims			2	0	0	0
Offense	Reported	Cleared	0	0	0	0
Murder	0	0	46	6	3	1
Aggravated Assault	15	12	26	1	1	0
Simple Assault	41	33	68	21	3	2
Intimidation	2	0	11	3	2	0
Stalking	1	0	0	0	0	0
Forcible Rape	0	0	42	11	7	0
Forcible Sodomy	0	0	63	5	2	0
Sexual Assault W/Object	0	0	2	1	0	0
Forcible Fondling	0	0	0	0	0	0
Incest	0	0	1	0	0	0
Statutory Rape	0	0	0	0	0	0
Kidnapping/Abduction	0	0	0	0	0	0
Commercial Sex Acts	0	0	0	0	0	0
Involuntary Servitude	0	0	0	0	0	0
Total	59	45	0	0	0	0
			0	0	0	0
Group B Arrests			84	75	81	1
Offense	Adult	Juvenile	43	5	4	0
Bad Checks	0	0	2	0	0	0
Curfew/Vagrancy	0	0	24	1	1	0
Disorderly Conduct	2	0	4	1	0	0
DUI	13	0	19	0	0	0
Drunkenness	26	0	8	3	2	0
Family-Non Violent	0	0	2	2	1	0
Liquor Law Violations	0	0	Crimes Against Society			
Peeping Tom	0	0	0	0	0	0
Trespass	7	0	29	29	29	0
All Other Offenses	3	1	22	22	6	0
Total Group B	51	1	0	0	0	0
			0	0	0	0
			0	0	0	0
			0	0	0	0
			0	0	0	0
			0	0	0	0
			0	0	0	0
			0	0	0	0
			5	5	1	0
			617	257	183	4

Crime in Tennessee 2017

(*) Offenses are counted using the FBI Units of Count for Crime

(**) The 'Arrests' column shows arrests made for incidents during the selected period, regardless of arrest date. Arrest counts for the same period may change over time.

Rossville Police Department - NIBRS Agency Crime Overview - 2017

2016 Population Estimate		818		Offenses (*)		Arrests (**)	
Offense Overview				Reported	Cleared	Adult	Juvenile
Offense Total		21		0	0	0	0
Number Cleared		7		0	0	0	0
Percent Cleared		33.33 %		0	0	0	0
Group A Crimes per 100,000 population		2,567.2		0	0	0	0
Arrest Overview				1	1	1	0
Total Arrests		9		0	0	0	0
Adult Arrests		8		0	0	0	0
Juvenile Arrests		1		2	1	0	0
Unknown Age		0		3	2	2	0
Arrests per 100,000 population		1,100.2		3	0	0	0
Average number offenses/incident		1.24		0	0	0	0
Domestic Violence Victims				0	0	0	0
Offense	Reported	Cleared		Crimes Against Property			
Murder	0	0		Arson	0	0	0
Aggravated Assault	1	1		Bribery	0	0	0
Simple Assault	2	2		Burglary	0	0	0
Intimidation	0	0		Counterfeiting/Forgery	1	0	0
Stalking	0	0		Destruction/Damage/Vandalism	0	0	0
Forcible Rape	1	1		Embezzlement	0	0	0
Forcible Sodomy	0	0		Extortion/Blackmail	0	0	0
Sexual Assault W/Object	0	0		Fraud - False Pretenses	1	0	0
Forcible Fondling	0	0		Fraud - Credit Card/ATM	2	0	0
Incest	0	0		Fraud - Impersonation	1	1	0
Statutory Rape	0	0		Fraud - Welfare	0	0	0
Kidnapping/Abduction	0	0		Fraud - Wire	0	0	0
Commercial Sex Acts	0	0		Fraud - Identity Theft	1	0	0
Involuntary Servitude	0	0		Fraud - Computer Hacking/Invasion	0	0	0
Total	4	4		Robbery	0	0	0
Group B Arrests				Theft - Pocket-picking	0	0	0
Offense	Adult	Juvenile		Theft - Purse Snatching	0	0	0
Bad Checks	0	0		Theft - Shoplifting	1	0	0
Curfew/Vagrancy	0	0		Theft From Building	0	0	0
Disorderly Conduct	0	1		Theft From Coin Machine	0	0	0
DUI	3	0		Theft From Motor Vehicle	0	0	0
Drunkenness	0	0		Theft of Motor Vehicle Parts	0	0	0
Family-Non Violent	0	0		Theft - All Other Larceny	2	0	0
Liquor Law Violations	0	0		Motor Vehicle Theft	1	0	0
Peeping Tom	0	0		Stolen Property Offenses	0	0	0
Trespass	0	0		Crimes Against Society			
All Other Offenses	1	0		Animal Cruelty	0	0	0
Total Group B	4	1		Drug/Narcotic Violations	2	2	1
				Drug/Narcotic Equipment Violations	0	0	0
				Gambling - Betting/Wagering	0	0	0
				Gambling - Operating/Promoting	0	0	0
				Gambling - Equipment Violations	0	0	0
				Gambling - Sports Tampering	0	0	0
				Pornography/Obscene Material	0	0	0
				Prostitution	0	0	0
				Prostitution Assisting/Promoting	0	0	0
				Purchasing Prostitution	0	0	0
				Weapon Law Violations	0	0	0
				Total Group A Offenses	21	7	4

Crime in Tennessee 2017

(*) Offenses are counted using the FBI Units of Count for Crime

(**) The 'Arrests' column shows arrests made for incidents during the selected period, regardless of arrest date. Arrest counts for the same period may change over time.

Rutherford Police Department - NIBRS Agency Crime Overview - 2017

2016 Population Estimate		1,108		Offenses (*)		Arrests (**)	
Offense Overview		Group A Offenses		Reported	Cleared	Adult	Juvenile
Offense Total	22	Crimes Against Persons		0	0	0	0
Number Cleared	7	Murder		0	0	0	0
Percent Cleared	31.82 %	Negligent Manslaughter		0	0	0	0
Group A Crimes per 100,000 population	1,985.6	Negligent Vehicular Manslaughter		0	0	0	0
		Kidnapping/Abduction		0	0	0	0
		Forcible Rape		0	0	0	0
		Forcible Sodomy		0	0	0	0
		Sexual Assault W/Object		0	0	0	0
		Forcible Fondling		0	0	0	0
		Incest		0	0	0	0
		Statutory Rape		0	0	0	0
		Aggravated Assault		1	1	0	0
		Simple Assault		5	3	3	0
		Intimidation		1	1	1	0
		Stalking		0	0	0	0
		Commercial Sex Acts		0	0	0	0
		Involuntary Servitude		0	0	0	0
		Crimes Against Property					
		Arson		0	0	0	0
		Bribery		0	0	0	0
		Burglary		3	0	0	0
		Counterfeiting/Forgery		1	0	0	0
		Destruction/Damage/Vandalism		1	1	0	2
		Embezzlement		1	0	0	0
		Extortion/Blackmail		0	0	0	0
		Fraud - False Pretenses		2	0	0	0
		Fraud - Credit Card/ATM		1	0	0	0
		Fraud - Impersonation		0	0	0	0
		Fraud - Welfare		0	0	0	0
		Fraud - Wire		0	0	0	0
		Fraud - Identity Theft		0	0	0	0
		Fraud - Computer Hacking/Invasion		0	0	0	0
		Robbery		0	0	0	0
		Theft - Pocket-picking		0	0	0	0
		Theft - Purse Snatching		0	0	0	0
		Theft - Shoplifting		1	1	1	0
		Theft From Building		2	0	0	0
		Theft From Coin Machine		0	0	0	0
		Theft From Motor Vehicle		0	0	0	0
		Theft of Motor Vehicle Parts		0	0	0	0
		Theft - All Other Larceny		2	0	0	0
		Motor Vehicle Theft		1	0	0	0
		Stolen Property Offenses		0	0	0	0
		Crimes Against Society					
		Animal Cruelty		0	0	0	0
		Drug/Narcotic Violations		0	0	0	0
		Drug/Narcotic Equipment Violations		0	0	0	0
		Gambling - Betting/Wagering		0	0	0	0
		Gambling - Operating/Promoting		0	0	0	0
		Gambling - Equipment Violations		0	0	0	0
		Gambling - Sports Tampering		0	0	0	0
		Pornography/Obscene Material		0	0	0	0
		Prostitution		0	0	0	0
		Prostitution Assisting/Promoting		0	0	0	0
		Purchasing Prostitution		0	0	0	0
		Weapon Law Violations		0	0	0	0
		Total Group A Offenses		22	7	5	2

Domestic Violence Victims		Reported	Cleared
Murder	0	0	0
Aggravated Assault	1	1	1
Simple Assault	4	3	3
Intimidation	1	1	1
Stalking	0	0	0
Forcible Rape	0	0	0
Forcible Sodomy	0	0	0
Sexual Assault W/Object	0	0	0
Forcible Fondling	0	0	0
Incest	0	0	0
Statutory Rape	0	0	0
Kidnapping/Abduction	0	0	0
Commercial Sex Acts	0	0	0
Involuntary Servitude	0	0	0
Total	6	5	5

Group B Arrests		
Offense	Adult	Juvenile
Bad Checks	0	0
Curfew/Vagrancy	0	0
Disorderly Conduct	0	0
DUI	2	0
Drunkenness	1	0
Family-Non Violent	0	0
Liquor Law Violations	0	0
Peeping Tom	0	0
Trespass	0	0
All Other Offenses	1	0
Total Group B	4	0

Crime in Tennessee 2017

(*) Offenses are counted using the FBI Units of Count for Crime

(**) The 'Arrests' column shows arrests made for incidents during the selected period, regardless of arrest date. Arrest counts for the same period may change over time.

Rutledge Police Department - NIBRS Agency Crime Overview - 2017

2016 Population Estimate		1,189		Offenses (*)		Arrests (**)		
Offense Overview		Group A Offenses		Reported	Cleared	Adult	Juvenile	
Offense Total	40	Crimes Against Persons						
Number Cleared	23	Murder		0	0	0	0	
Percent Cleared	57.50 %	Negligent Manslaughter		0	0	0	0	
Group A Crimes per 100,000 population	3,364.2	Negligent Vehicular Manslaughter		0	0	0	0	
		Kidnapping/Abduction		0	0	0	0	
		Forcible Rape		0	0	0	0	
		Forcible Sodomy		0	0	0	0	
		Sexual Assault W/Object		0	0	0	0	
		Forcible Fondling		0	0	0	0	
		Incest		0	0	0	0	
		Statutory Rape		0	0	0	0	
		Aggravated Assault		2	0	0	0	
		Simple Assault		5	5	5	0	
		Intimidation		1	0	0	0	
		Stalking		0	0	0	0	
		Commercial Sex Acts		0	0	0	0	
		Involuntary Servitude		0	0	0	0	
		Crimes Against Property						
		Arson		0	0	0	0	
		Bribery		0	0	0	0	
		Burglary		6	2	2	0	
		Counterfeiting/Forgery		2	2	2	0	
		Destruction/Damage/Vandalism		4	2	1	0	
		Embezzlement		0	0	0	0	
		Extortion/Blackmail		0	0	0	0	
		Fraud - False Pretenses		0	0	0	0	
		Fraud - Credit Card/ATM		0	0	0	0	
		Fraud - Impersonation		0	0	0	0	
		Fraud - Welfare		0	0	0	0	
		Fraud - Wire		0	0	0	0	
		Fraud - Identity Theft		0	0	0	0	
		Fraud - Computer Hacking/Invasion		0	0	0	0	
		Robbery		0	0	0	0	
		Theft - Pocket-picking		0	0	0	0	
		Theft - Purse Snatching		0	0	0	0	
		Theft - Shoplifting		2	2	2	0	
		Theft From Building		3	1	1	0	
		Theft From Coin Machine		0	0	0	0	
		Theft From Motor Vehicle		3	0	0	0	
		Theft of Motor Vehicle Parts		0	0	0	0	
		Theft - All Other Larceny		1	1	0	0	
		Motor Vehicle Theft		2	0	0	0	
		Stolen Property Offenses		0	0	0	0	
		Crimes Against Society						
		Animal Cruelty		0	0	0	0	
		Drug/Narcotic Violations		6	5	6	0	
		Drug/Narcotic Equipment Violations		3	3	1	0	
		Gambling - Betting/Wagering		0	0	0	0	
		Gambling - Operating/Promoting		0	0	0	0	
		Gambling - Equipment Violations		0	0	0	0	
		Gambling - Sports Tampering		0	0	0	0	
		Pornography/Obscene Material		0	0	0	0	
		Prostitution		0	0	0	0	
		Prostitution Assisting/Promoting		0	0	0	0	
		Purchasing Prostitution		0	0	0	0	
		Weapon Law Violations		0	0	0	0	
		Total Group A Offenses		40	23	20	0	
Domestic Violence Victims								
Offense	Reported	Cleared						
Murder	0	0						
Aggravated Assault	0	0						
Simple Assault	5	5						
Intimidation	0	0						
Stalking	0	0						
Forcible Rape	0	0						
Forcible Sodomy	0	0						
Sexual Assault W/Object	0	0						
Forcible Fondling	0	0						
Incest	0	0						
Statutory Rape	0	0						
Kidnapping/Abduction	0	0						
Commercial Sex Acts	0	0						
Involuntary Servitude	0	0						
Total	5	5						
Group B Arrests								
Offense	Adult	Juvenile						
Bad Checks	0	0						
Curfew/Vagrancy	0	0						
Disorderly Conduct	0	0						
DUI	3	0						
Drunkenness	4	0						
Family-Non Violent	0	0						
Liquor Law Violations	0	0						
Peeping Tom	0	0						
Trespass	0	0						
All Other Offenses	0	0						
Total Group B	7	0						

Crime in Tennessee 2017

(*) Offenses are counted using the FBI Units of Count for Crime

(**) The 'Arrests' column shows arrests made for incidents during the selected period, regardless of arrest date. Arrest counts for the same period may change over time.

Salttilo Police Department - NIBRS Agency Crime Overview - 2017

2016 Population Estimate		503		Offenses (*)		Arrests (**)	
Offense Overview		Group A Offenses		Reported	Cleared	Adult	Juvenile
Offense Total	28	Crimes Against Persons					
Number Cleared	3	Murder		0	0	0	0
Percent Cleared	10.71 %	Negligent Manslaughter		0	0	0	0
Group A Crimes per 100,000 population	5,566.6	Negligent Vehicular Manslaughter		0	0	0	0
		Kidnapping/Abduction		0	0	0	0
		Forcible Rape		1	0	0	0
		Forcible Sodomy		0	0	0	0
		Sexual Assault W/Object		0	0	0	0
		Forcible Fondling		0	0	0	0
		Incest		0	0	0	0
		Statutory Rape		0	0	0	0
		Aggravated Assault		0	0	0	0
		Simple Assault		5	2	1	0
		Intimidation		0	0	0	0
		Stalking		0	0	0	0
		Commercial Sex Acts		0	0	0	0
		Involuntary Servitude		1	0	0	0
		Crimes Against Property					
		Arson		0	0	0	0
		Bribery		0	0	0	0
		Burglary		5	0	0	0
		Counterfeiting/Forgery		0	0	0	0
		Destruction/Damage/Vandalism		0	0	0	0
		Embezzlement		0	0	0	0
		Extortion/Blackmail		0	0	0	0
		Fraud - False Pretenses		0	0	0	0
		Fraud - Credit Card/ATM		0	0	0	0
		Fraud - Impersonation		0	0	0	0
		Fraud - Welfare		0	0	0	0
		Fraud - Wire		0	0	0	0
		Fraud - Identity Theft		0	0	0	0
		Fraud - Computer Hacking/Invasion		0	0	0	0
		Robbery		0	0	0	0
		Theft - Pocket-picking		0	0	0	0
		Theft - Purse Snatching		0	0	0	0
		Theft - Shoplifting		0	0	0	0
		Theft From Building		3	1	1	0
		Theft From Coin Machine		0	0	0	0
		Theft From Motor Vehicle		2	0	0	0
		Theft of Motor Vehicle Parts		1	0	0	0
		Theft - All Other Larceny		3	0	0	0
		Motor Vehicle Theft		6	0	0	0
		Stolen Property Offenses		0	0	0	0
		Crimes Against Society					
		Animal Cruelty		1	0	0	0
		Drug/Narcotic Violations		0	0	0	0
		Drug/Narcotic Equipment Violations		0	0	0	0
		Gambling - Betting/Wagering		0	0	0	0
		Gambling - Operating/Promoting		0	0	0	0
		Gambling - Equipment Violations		0	0	0	0
		Gambling - Sports Tampering		0	0	0	0
		Pornography/Obscene Material		0	0	0	0
		Prostitution		0	0	0	0
		Prostitution Assisting/Promoting		0	0	0	0
		Purchasing Prostitution		0	0	0	0
		Weapon Law Violations		0	0	0	0
		Total Group A Offenses		28	3	2	0
Domestic Violence Victims							
Offense	Reported	Cleared					
Murder	0	0	Burglary	5	0	0	0
Aggravated Assault	0	0	Counterfeiting/Forgery	0	0	0	0
Simple Assault	3	1	Destruction/Damage/Vandalism	0	0	0	0
Intimidation	0	0	Embezzlement	0	0	0	0
Stalking	0	0	Extortion/Blackmail	0	0	0	0
Forcible Rape	0	0	Fraud - False Pretenses	0	0	0	0
Forcible Sodomy	0	0	Fraud - Credit Card/ATM	0	0	0	0
Sexual Assault W/Object	0	0	Fraud - Impersonation	0	0	0	0
Forcible Fondling	0	0	Fraud - Welfare	0	0	0	0
Incest	0	0	Fraud - Wire	0	0	0	0
Statutory Rape	0	0	Fraud - Identity Theft	0	0	0	0
Kidnapping/Abduction	0	0	Fraud - Computer Hacking/Invasion	0	0	0	0
Commercial Sex Acts	0	0	Robbery	0	0	0	0
Involuntary Servitude	0	0	Theft - Pocket-picking	0	0	0	0
Total	3	1	Theft - Purse Snatching	0	0	0	0
			Theft - Shoplifting	0	0	0	0
			Theft From Building	3	1	1	0
			Theft From Coin Machine	0	0	0	0
			Theft From Motor Vehicle	2	0	0	0
			Theft of Motor Vehicle Parts	1	0	0	0
			Theft - All Other Larceny	3	0	0	0
			Motor Vehicle Theft	6	0	0	0
			Stolen Property Offenses	0	0	0	0
			Crimes Against Society				
			Animal Cruelty	1	0	0	0
			Drug/Narcotic Violations	0	0	0	0
			Drug/Narcotic Equipment Violations	0	0	0	0
			Gambling - Betting/Wagering	0	0	0	0
			Gambling - Operating/Promoting	0	0	0	0
			Gambling - Equipment Violations	0	0	0	0
			Gambling - Sports Tampering	0	0	0	0
			Pornography/Obscene Material	0	0	0	0
			Prostitution	0	0	0	0
			Prostitution Assisting/Promoting	0	0	0	0
			Purchasing Prostitution	0	0	0	0
			Weapon Law Violations	0	0	0	0
			Total Group B Arrests	4	1		

Crime in Tennessee 2017

(*) Offenses are counted using the FBI Units of Count for Crime

(**) The 'Arrests' column shows arrests made for incidents during the selected period, regardless of arrest date. Arrest counts for the same period may change over time.

Selmer Police Department - NIBRS Agency Crime Overview - 2017

2016 Population Estimate		4,465		Offenses (*)		Arrests (**)	
				Reported	Cleared	Adult	Juvenile
Offense Overview				Group A Offenses			
Crimes Against Persons							
Offense Total	503	Murder	0	0	0	0	
Number Cleared	261	Negligent Manslaughter	0	0	0	0	
Percent Cleared	51.89 %	Negligent Vehicular Manslaughter	0	0	0	0	
Group A Crimes per 100,000 population	11,265.4	Kidnapping/Abduction	0	0	0	0	
		Forcible Rape	2	0	0	0	
		Forcible Sodomy	0	0	0	0	
		Sexual Assault W/Object	0	0	0	0	
		Forcible Fondling	1	1	0	0	
		Incest	0	0	0	0	
		Statutory Rape	0	0	0	0	
		Aggravated Assault	22	19	12	0	
		Simple Assault	67	39	34	0	
		Intimidation	43	19	16	0	
		Stalking	1	0	0	0	
		Commercial Sex Acts	0	0	0	0	
		Involuntary Servitude	0	0	0	0	
		Crimes Against Property					
		Arson	2	2	2	0	
		Bribery	0	0	0	0	
		Burglary	31	6	3	0	
		Counterfeiting/Forgery	9	2	3	0	
		Destruction/Damage/Vandalism	39	9	2	2	
		Embezzlement	3	0	0	0	
		Extortion/Blackmail	0	0	0	0	
		Fraud - False Pretenses	7	0	0	0	
		Fraud - Credit Card/ATM	5	1	0	0	
		Fraud - Impersonation	3	2	1	0	
		Fraud - Welfare	0	0	0	0	
		Fraud - Wire	1	0	0	0	
		Fraud - Identity Theft	2	1	1	0	
		Fraud - Computer Hacking/Invasion	0	0	0	0	
		Robbery	1	0	0	0	
		Theft - Pocket-picking	2	0	0	0	
		Theft - Purse Snatching	0	0	0	0	
		Theft - Shoplifting	25	14	15	0	
		Theft From Building	27	3	3	0	
		Theft From Coin Machine	1	0	0	0	
		Theft From Motor Vehicle	20	0	0	0	
		Theft of Motor Vehicle Parts	2	0	0	0	
		Theft - All Other Larceny	36	1	1	0	
		Motor Vehicle Theft	8	1	1	0	
		Stolen Property Offenses	0	0	0	0	
		Crimes Against Society					
		Animal Cruelty	0	0	0	0	
		Drug/Narcotic Violations	81	80	84	2	
		Drug/Narcotic Equipment Violations	56	56	24	0	
		Gambling - Betting/Wagering	0	0	0	0	
		Gambling - Operating/Promoting	0	0	0	0	
		Gambling - Equipment Violations	0	0	0	0	
		Gambling - Sports Tampering	0	0	0	0	
		Pornography/Obscene Material	0	0	0	0	
		Prostitution	0	0	0	0	
		Prostitution Assisting/Promoting	0	0	0	0	
		Purchasing Prostitution	0	0	0	0	
		Weapon Law Violations	6	5	3	2	
		Total Group A Offenses	503	261	205	6	
Domestic Violence Victims							
Offense	Reported	Cleared					
Murder	0	0					
Aggravated Assault	8	6					
Simple Assault	43	24					
Intimidation	21	13					
Stalking	0	0					
Forcible Rape	1	0					
Forcible Sodomy	0	0					
Sexual Assault W/Object	0	0					
Forcible Fondling	1	1					
Incest	0	0					
Statutory Rape	0	0					
Kidnapping/Abduction	0	0					
Commercial Sex Acts	0	0					
Involuntary Servitude	0	0					
Total	74	44					
Group B Arrests							
Offense	Adult	Juvenile					
Bad Checks	0	0					
Curfew/Vagrancy	0	0					
Disorderly Conduct	3	1					
DUI	31	0					
Drunkenness	15	0					
Family-Non Violent	0	0					
Liquor Law Violations	0	0					
Peeping Tom	0	0					
Trespass	7	0					
All Other Offenses	98	0					
Total Group B	154	1					

Crime in Tennessee 2017

(*) Offenses are counted using the FBI Units of Count for Crime

(**) The 'Arrests' column shows arrests made for incidents during the selected period, regardless of arrest date. Arrest counts for the same period may change over time.

Shelbyville Police Department - NIBRS Agency Crime Overview - 2017

2016 Population Estimate		21,432		Offenses (*)		Arrests (**)	
				Reported	Cleared	Adult	Juvenile
Offense Overview				Group A Offenses			
Crimes Against Persons							
Offense Total	2,123	Murder	0	0	0	0	
Number Cleared	1,078	Negligent Manslaughter	0	0	0	0	
Percent Cleared	50.78 %	Negligent Vehicular Manslaughter	0	0	0	0	
Group A Crimes per 100,000 population	9,905.7	Kidnapping/Abduction	4	2	1	0	
		Forcible Rape	10	2	1	0	
		Forcible Sodomy	1	0	0	0	
		Sexual Assault W/Object	0	0	0	0	
		Forcible Fondling	6	3	1	1	
		Incest	0	0	0	0	
		Statutory Rape	7	3	3	0	
		Aggravated Assault	148	121	81	4	
		Simple Assault	508	337	222	30	
		Intimidation	85	32	11	0	
		Stalking	6	5	3	0	
		Commercial Sex Acts	0	0	0	0	
		Involuntary Servitude	0	0	0	0	
		Crimes Against Property					
		Arson	3	0	0	0	
		Bribery	0	0	0	0	
		Burglary	127	24	23	3	
		Counterfeiting/Forgery	69	23	28	1	
		Destruction/Damage/Vandalism	253	57	23	4	
		Embezzlement	9	6	4	0	
		Extortion/Blackmail	0	0	0	0	
		Fraud - False Pretenses	52	16	12	0	
		Fraud - Credit Card/ATM	33	10	5	0	
		Fraud - Impersonation	29	17	13	3	
		Fraud - Welfare	0	0	0	0	
		Fraud - Wire	0	0	0	0	
		Fraud - Identity Theft	0	0	0	0	
		Fraud - Computer Hacking/Invasion	0	0	0	0	
		Robbery	13	5	3	2	
		Theft - Pocket-picking	2	1	1	0	
		Theft - Purse Snatching	1	0	0	0	
		Theft - Shoplifting	115	89	83	7	
		Theft From Building	77	22	13	4	
		Theft From Coin Machine	1	0	0	0	
		Theft From Motor Vehicle	142	31	47	13	
		Theft of Motor Vehicle Parts	25	2	1	0	
		Theft - All Other Larceny	137	40	24	3	
		Motor Vehicle Theft	49	26	18	2	
		Stolen Property Offenses	0	0	0	0	
		Crimes Against Society					
		Animal Cruelty	0	0	0	0	
		Drug/Narcotic Violations	121	119	96	18	
		Drug/Narcotic Equipment Violations	62	61	21	1	
		Gambling - Betting/Wagering	1	1	2	0	
		Gambling - Operating/Promoting	7	7	7	0	
		Gambling - Equipment Violations	0	0	0	0	
		Gambling - Sports Tampering	0	0	0	0	
		Pornography/Obscene Material	4	1	1	0	
		Prostitution	0	0	0	0	
		Prostitution Assisting/Promoting	0	0	0	0	
		Purchasing Prostitution	0	0	0	0	
		Weapon Law Violations	16	15	8	0	
		Total Group A Offenses	2,123	1,078	756	96	
Domestic Violence Victims							
Offense	Reported	Cleared					
Murder	0	0					
Aggravated Assault	80	75					
Simple Assault	364	271					
Intimidation	27	12					
Stalking	4	3					
Forcible Rape	6	2					
Forcible Sodomy	1	0					
Sexual Assault W/Object	0	0					
Forcible Fondling	2	1					
Incest	0	0					
Statutory Rape	2	2					
Kidnapping/Abduction	2	1					
Commercial Sex Acts	0	0					
Involuntary Servitude	0	0					
Total	488	367					
Group B Arrests							
Offense	Adult	Juvenile					
Bad Checks	0	0					
Curfew/Vagrancy	0	4					
Disorderly Conduct	12	1					
DUI	117	2					
Drunkenness	179	0					
Family-Non Violent	9	1					
Liquor Law Violations	4	3					
Peeping Tom	0	0					
Trespass	9	12					
All Other Offenses	85	13					
Total Group B	415	36					

Crime in Tennessee 2017

(*) Offenses are counted using the FBI Units of Count for Crime

(**) The 'Arrests' column shows arrests made for incidents during the selected period, regardless of arrest date. Arrest counts for the same period may change over time.

Signal Mountain Police Department - NIBRS Agency Crime Overview - 2017

2016 Population Estimate		8,573		Offenses (*)		Arrests (**)		
Offense Overview				Reported	Cleared	Adult	Juvenile	
Offense Total	123	Group A Offenses						
Number Cleared	55	Crimes Against Persons						
Percent Cleared	44.72 %	Murder		0	0	0	0	
Group A Crimes per 100,000 population	1,434.7	Negligent Manslaughter		0	0	0	0	
		Negligent Vehicular Manslaughter		0	0	0	0	
		Kidnapping/Abduction		1	1	1	0	
		Forcible Rape		0	0	0	0	
		Forcible Sodomy		0	0	0	0	
		Sexual Assault W/Object		0	0	0	0	
		Forcible Fondling		0	0	0	0	
		Incest		0	0	0	0	
		Statutory Rape		0	0	0	0	
		Aggravated Assault		8	7	3	0	
		Simple Assault		9	7	3	4	
		Intimidation		2	2	2	0	
		Stalking		1	1	1	0	
		Commercial Sex Acts		0	0	0	0	
		Involuntary Servitude		0	0	0	0	
		Crimes Against Property						
		Arson		0	0	0	0	
		Bribery		0	0	0	0	
		Burglary		11	4	3	0	
		Counterfeiting/Forgery		2	1	0	0	
		Destruction/Damage/Vandalism		2	1	0	1	
		Embezzlement		0	0	0	0	
		Extortion/Blackmail		1	0	0	0	
		Fraud - False Pretenses		6	2	0	0	
		Fraud - Credit Card/ATM		4	2	3	0	
		Fraud - Impersonation		6	0	0	0	
		Fraud - Welfare		0	0	0	0	
		Fraud - Wire		4	0	0	0	
		Fraud - Identity Theft		1	0	0	0	
		Fraud - Computer Hacking/Invasion		0	0	0	0	
		Robbery		1	1	1	1	
		Theft - Pocket-picking		0	0	0	0	
		Theft - Purse Snatching		0	0	0	0	
		Theft - Shoplifting		1	1	1	0	
		Theft From Building		13	2	1	0	
		Theft From Coin Machine		0	0	0	0	
		Theft From Motor Vehicle		11	1	1	0	
		Theft of Motor Vehicle Parts		3	0	0	0	
		Theft - All Other Larceny		13	3	0	0	
		Motor Vehicle Theft		0	0	0	0	
		Stolen Property Offenses		1	1	1	0	
		Crimes Against Society						
		Animal Cruelty		0	0	0	0	
		Drug/Narcotic Violations		14	12	11	3	
		Drug/Narcotic Equipment Violations		7	5	0	0	
		Gambling - Betting/Wagering		0	0	0	0	
		Gambling - Operating/Promoting		0	0	0	0	
		Gambling - Equipment Violations		0	0	0	0	
		Gambling - Sports Tampering		0	0	0	0	
		Pornography/Obscene Material		0	0	0	0	
		Prostitution		0	0	0	0	
		Prostitution Assisting/Promoting		0	0	0	0	
		Purchasing Prostitution		0	0	0	0	
		Weapon Law Violations		1	1	1	0	
		Total Group A Offenses		123	55	33	9	
Domestic Violence Victims								
Offense	Reported	Cleared						
Murder	0	0						
Aggravated Assault	1	1						
Simple Assault	9	7						
Intimidation	2	2						
Stalking	1	1						
Forcible Rape	0	0						
Forcible Sodomy	0	0						
Sexual Assault W/Object	0	0						
Forcible Fondling	0	0						
Incest	0	0						
Statutory Rape	0	0						
Kidnapping/Abduction	1	1						
Commercial Sex Acts	0	0						
Involuntary Servitude	0	0						
Total	14	12						
Group B Arrests								
Offense	Adult	Juvenile						
Bad Checks	0	0						
Curfew/Vagrancy	0	0						
Disorderly Conduct	1	0						
DUI	5	0						
Drunkenness	1	0						
Family-Non Violent	0	0						
Liquor Law Violations	0	0						
Peeping Tom	0	0						
Trespass	0	0						
All Other Offenses	1	1						
Total Group B	8	1						

Crime in Tennessee 2017

(*) Offenses are counted using the FBI Units of Count for Crime

(**) The 'Arrests' column shows arrests made for incidents during the selected period, regardless of arrest date. Arrest counts for the same period may change over time.

Smithville Police Department - NIBRS Agency Crime Overview - 2017

2016 Population Estimate		4,692		Offenses (*)		Arrests (**)		
Offense Overview		Group A Offenses		Reported	Cleared	Adult	Juvenile	
Offense Total	437	Crimes Against Persons						
Number Cleared	202	Murder		0	0	0	0	
Percent Cleared	46.22 %	Negligent Manslaughter		0	0	0	0	
Group A Crimes per 100,000 population	9,313.7	Negligent Vehicular Manslaughter		0	0	0	0	
		Kidnapping/Abduction		1	0	0	0	
		Forcible Rape		2	0	0	0	
		Forcible Sodomy		1	0	0	0	
		Sexual Assault W/Object		0	0	0	0	
		Forcible Fondling		2	0	0	0	
		Incest		0	0	0	0	
		Statutory Rape		1	1	1	0	
		Aggravated Assault		18	12	8	0	
		Simple Assault		56	37	32	3	
		Intimidation		11	0	0	0	
		Stalking		2	0	0	0	
		Commercial Sex Acts		0	0	0	0	
		Involuntary Servitude		0	0	0	0	
		Crimes Against Property						
		Arson		0	0	0	0	
		Bribery		0	0	0	0	
		Burglary		34	7	5	0	
		Counterfeiting/Forgery		9	3	3	0	
		Destruction/Damage/Vandalism		56	14	6	2	
		Embezzlement		1	1	1	0	
		Extortion/Blackmail		0	0	0	0	
		Fraud - False Pretenses		14	7	4	0	
		Fraud - Credit Card/ATM		17	7	5	0	
		Fraud - Impersonation		0	0	0	0	
		Fraud - Welfare		0	0	0	0	
		Fraud - Wire		2	0	0	0	
		Fraud - Identity Theft		2	0	0	0	
		Fraud - Computer Hacking/Invasion		2	0	0	0	
		Robbery		1	0	0	0	
		Theft - Pocket-picking		1	0	0	0	
		Theft - Purse Snatching		0	0	0	0	
		Theft - Shoplifting		30	23	24	0	
		Theft From Building		25	9	8	0	
		Theft From Coin Machine		0	0	0	0	
		Theft From Motor Vehicle		26	3	2	0	
		Theft of Motor Vehicle Parts		9	2	2	0	
		Theft - All Other Larceny		29	7	10	0	
		Motor Vehicle Theft		15	2	3	0	
		Stolen Property Offenses		0	0	0	0	
		Crimes Against Society						
		Animal Cruelty		1	0	0	0	
		Drug/Narcotic Violations		39	39	39	0	
		Drug/Narcotic Equipment Violations		10	10	3	0	
		Gambling - Betting/Wagering		0	0	0	0	
		Gambling - Operating/Promoting		0	0	0	0	
		Gambling - Equipment Violations		0	0	0	0	
		Gambling - Sports Tampering		0	0	0	0	
		Pornography/Obscene Material		5	4	3	1	
		Prostitution		0	0	0	0	
		Prostitution Assisting/Promoting		0	0	0	0	
		Purchasing Prostitution		0	0	0	0	
		Weapon Law Violations		15	14	5	0	
		Total Group A Offenses		437	202	164	6	
Domestic Violence Victims								
Offense	Reported	Cleared						
Murder	0	0						
Aggravated Assault	8	6						
Simple Assault	37	26						
Intimidation	6	0						
Stalking	1	0						
Forcible Rape	0	0						
Forcible Sodomy	0	0						
Sexual Assault W/Object	0	0						
Forcible Fondling	0	0						
Incest	0	0						
Statutory Rape	1	1						
Kidnapping/Abduction	0	0						
Commercial Sex Acts	0	0						
Involuntary Servitude	0	0						
Total	53	33						
Group B Arrests								
Offense	Adult	Juvenile						
Bad Checks	0	0						
Curfew/Vagrancy	0	2						
Disorderly Conduct	8	0						
DUI	26	0						
Drunkenness	17	0						
Family-Non Violent	0	0						
Liquor Law Violations	2	0						
Peeping Tom	0	0						
Trespass	6	0						
All Other Offenses	28	0						
Total Group B	87	2						

Crime in Tennessee 2017

(*) Offenses are counted using the FBI Units of Count for Crime

(**) The 'Arrests' column shows arrests made for incidents during the selected period, regardless of arrest date. Arrest counts for the same period may change over time.

Smyrna Police Department - NIBRS Agency Crime Overview - 2017

2016 Population Estimate		48,596		Offenses (*)		Arrests (**)	
				Reported	Cleared	Adult	Juvenile
Offense Overview				Group A Offenses			
Crimes Against Persons				Crimes Against Persons			
Offense Total	3,726	Murder	2	1	2	2	
Number Cleared	1,571	Negligent Manslaughter	0	0	0	0	
Percent Cleared	42.16 %	Negligent Vehicular Manslaughter	0	0	0	0	
Group A Crimes per 100,000 population	7,667.3	Kidnapping/Abduction	33	16	14	0	
		Forcible Rape	17	3	3	0	
		Forcible Sodomy	3	1	0	0	
		Sexual Assault W/Object	0	0	0	0	
		Forcible Fondling	30	8	4	0	
		Incest	2	0	0	0	
		Statutory Rape	4	1	0	0	
		Aggravated Assault	120	80	62	3	
		Simple Assault	586	388	285	18	
		Intimidation	84	30	14	0	
		Stalking	0	0	0	0	
		Commercial Sex Acts	0	0	0	0	
		Involuntary Servitude	0	0	0	0	
		Crimes Against Property					
		Arson	5	2	1	0	
		Bribery	0	0	0	0	
		Burglary	173	35	15	6	
		Counterfeiting/Forgery	110	48	32	2	
		Destruction/Damage/Vandalism	348	64	19	0	
		Embezzlement	0	0	0	0	
		Extortion/Blackmail	2	0	0	0	
		Fraud - False Pretenses	28	10	10	0	
		Fraud - Credit Card/ATM	120	10	4	1	
		Fraud - Impersonation	121	47	28	3	
		Fraud - Welfare	0	0	0	0	
		Fraud - Wire	22	0	0	0	
		Fraud - Identity Theft	0	0	0	0	
		Fraud - Computer Hacking/Invasion	0	0	0	0	
		Robbery	32	12	11	3	
		Theft - Pocket-picking	0	0	0	0	
		Theft - Purse Snatching	0	0	0	0	
		Theft - Shoplifting	340	174	167	20	
		Theft From Building	65	7	6	0	
		Theft From Coin Machine	1	1	0	0	
		Theft From Motor Vehicle	235	21	12	1	
		Theft of Motor Vehicle Parts	83	4	2	0	
		Theft - All Other Larceny	483	60	62	2	
		Motor Vehicle Theft	108	32	16	3	
		Stolen Property Offenses	8	5	0	0	
		Crimes Against Society					
		Animal Cruelty	0	0	0	0	
		Drug/Narcotic Violations	264	237	201	11	
		Drug/Narcotic Equipment Violations	239	222	88	2	
		Gambling - Betting/Wagering	0	0	9	0	
		Gambling - Operating/Promoting	1	1	0	0	
		Gambling - Equipment Violations	0	0	0	0	
		Gambling - Sports Tampering	0	0	0	0	
		Pornography/Obscene Material	6	3	3	0	
		Prostitution	1	0	0	0	
		Prostitution Assisting/Promoting	0	0	0	0	
		Purchasing Prostitution	0	0	0	0	
		Weapon Law Violations	50	48	11	0	
		Total Group A Offenses	3,726	1,571	1,081	77	
Domestic Violence Victims							
Offense	Reported	Cleared					
Murder	1	0					
Aggravated Assault	50	45					
Simple Assault	338	280					
Intimidation	22	11					
Stalking	0	0					
Forcible Rape	7	1					
Forcible Sodomy	1	0					
Sexual Assault W/Object	0	0					
Forcible Fondling	2	2					
Incest	2	0					
Statutory Rape	1	0					
Kidnapping/Abduction	24	11					
Commercial Sex Acts	0	0					
Involuntary Servitude	0	0					
Total	448	350					
Group B Arrests							
Offense	Adult	Juvenile					
Bad Checks	4	0					
Curfew/Vagrancy	0	0					
Disorderly Conduct	19	0					
DUI	197	0					
Drunkenness	86	0					
Family-Non Violent	9	0					
Liquor Law Violations	4	1					
Peeping Tom	0	0					
Trespass	5	1					
All Other Offenses	1,248	8					
Total Group B	1,572	10					

Crime in Tennessee 2017

(*) Offenses are counted using the FBI Units of Count for Crime

(**) The 'Arrests' column shows arrests made for incidents during the selected period, regardless of arrest date. Arrest counts for the same period may change over time.

Smyrna/Rutherford Co. Airport Authority - NIBRS Agency Crime Overview - 2017

2016 Population Estimate	N/A	Offenses (*)		Arrests (**)		
		Reported	Cleared	Adult	Juvenile	
Offense Overview		Group A Offenses				
		Crimes Against Persons				
Offense Total	0	Murder	0	0	0	0
Number Cleared	0	Negligent Manslaughter	0	0	0	0
Percent Cleared	0.00 %	Negligent Vehicular Manslaughter	0	0	0	0
Group A Crimes per 100,000 population	N/A	Kidnapping/Abduction	0	0	0	0
		Forcible Rape	0	0	0	0
		Forcible Sodomy	0	0	0	0
		Sexual Assault W/Object	0	0	0	0
Arrest Overview		Forcible Fondling	0	0	0	0
Total Arrests	0	Incest	0	0	0	0
Adult Arrests	0	Statutory Rape	0	0	0	0
Juvenile Arrests	0	Aggravated Assault	0	0	0	0
Unknown Age	0	Simple Assault	0	0	0	0
Arrests per 100,000 population	N/A	Intimidation	0	0	0	0
		Stalking	0	0	0	0
		Commercial Sex Acts	0	0	0	0
Average number offenses/incident	0.00	Involuntary Servitude	0	0	0	0
		Crimes Against Property				
Domestic Violence Victims		Arson	0	0	0	0
Offense	Reported	Cleared	Bribery	0	0	0
Murder	0	0	Burglary	0	0	0
Aggravated Assault	0	0	Counterfeiting/Forgery	0	0	0
Simple Assault	0	0	Destruction/Damage/Vandalism	0	0	0
Intimidation	0	0	Embezzlement	0	0	0
Stalking	0	0	Extortion/Blackmail	0	0	0
Forcible Rape	0	0	Fraud - False Pretenses	0	0	0
Forcible Sodomy	0	0	Fraud - Credit Card/ATM	0	0	0
Sexual Assault W/Object	0	0	Fraud - Impersonation	0	0	0
Forcible Fondling	0	0	Fraud - Welfare	0	0	0
Incest	0	0	Fraud - Wire	0	0	0
Statutory Rape	0	0	Fraud - Identity Theft	0	0	0
Kidnapping/Abduction	0	0	Fraud - Computer Hacking/Invasion	0	0	0
Commercial Sex Acts	0	0	Robbery	0	0	0
Involuntary Servitude	0	0	Theft - Pocket-picking	0	0	0
Total	0	0	Theft - Purse Snatching	0	0	0
			Theft - Shoplifting	0	0	0
Group B Arrests			Theft From Building	0	0	0
Offense	Adult	Juvenile	Theft From Coin Machine	0	0	0
Bad Checks	0	0	Theft From Motor Vehicle	0	0	0
Curfew/Vagrancy	0	0	Theft of Motor Vehicle Parts	0	0	0
Disorderly Conduct	0	0	Theft - All Other Larceny	0	0	0
DUI	0	0	Motor Vehicle Theft	0	0	0
Drunkenness	0	0	Stolen Property Offenses	0	0	0
Family-Non Violent	0	0	Crimes Against Society			
Liquor Law Violations	0	0	Animal Cruelty	0	0	0
Peeping Tom	0	0	Drug/Narcotic Violations	0	0	0
Trespass	0	0	Drug/Narcotic Equipment Violations	0	0	0
All Other Offenses	0	0	Gambling - Betting/Wagering	0	0	0
Total Group B	0	0	Gambling - Operating/Promoting	0	0	0
			Gambling - Equipment Violations	0	0	0
			Gambling - Sports Tampering	0	0	0
			Pornography/Obscene Material	0	0	0
			Prostitution	0	0	0
			Prostitution Assisting/Promoting	0	0	0
			Purchasing Prostitution	0	0	0
			Weapon Law Violations	0	0	0
			Total Group A Offenses	0	0	0

Crime in Tennessee 2017

(*) Offenses are counted using the FBI Units of Count for Crime

(**) The 'Arrests' column shows arrests made for incidents during the selected period, regardless of arrest date. Arrest counts for the same period may change over time.

Sneedville Police Department - NIBRS Agency Crime Overview - 2017

2016 Population Estimate		1,347		Offenses (*)		Arrests (**)	
Offense Overview		Group A Offenses		Reported	Cleared	Adult	Juvenile
Offense Total	79	Crimes Against Persons					
Number Cleared	27	Murder		0	0	0	0
Percent Cleared	34.18 %	Negligent Manslaughter		0	0	0	0
Group A Crimes per 100,000 population	5,864.9	Negligent Vehicular Manslaughter		0	0	0	0
		Kidnapping/Abduction		0	0	0	0
		Forcible Rape		1	0	0	0
		Forcible Sodomy		0	0	0	0
		Sexual Assault W/Object		0	0	0	0
		Forcible Fondling		0	0	0	0
		Incest		0	0	0	0
		Statutory Rape		0	0	0	0
		Aggravated Assault		0	0	0	0
		Simple Assault		5	4	3	0
		Intimidation		1	0	0	0
		Stalking		0	0	0	0
		Commercial Sex Acts		0	0	0	0
		Involuntary Servitude		0	0	0	0
		Crimes Against Property					
		Arson		0	0	0	0
		Bribery		0	0	0	0
		Burglary		1	0	0	0
		Counterfeiting/Forgery		2	0	0	0
		Destruction/Damage/Vandalism		10	1	0	0
		Embezzlement		0	0	0	0
		Extortion/Blackmail		0	0	0	0
		Fraud - False Pretenses		0	0	0	0
		Fraud - Credit Card/ATM		4	1	1	0
		Fraud - Impersonation		0	0	0	0
		Fraud - Welfare		0	0	0	0
		Fraud - Wire		1	0	0	0
		Fraud - Identity Theft		0	0	0	0
		Fraud - Computer Hacking/Invasion		0	0	0	0
		Robbery		0	0	0	0
		Theft - Pocket-picking		0	0	0	0
		Theft - Purse Snatching		0	0	0	0
		Theft - Shoplifting		1	0	0	0
		Theft From Building		2	0	0	0
		Theft From Coin Machine		1	0	0	0
		Theft From Motor Vehicle		2	0	0	0
		Theft of Motor Vehicle Parts		0	0	0	0
		Theft - All Other Larceny		29	4	5	0
		Motor Vehicle Theft		2	0	0	0
		Stolen Property Offenses		0	0	0	0
		Crimes Against Society					
		Animal Cruelty		0	0	0	0
		Drug/Narcotic Violations		9	9	9	0
		Drug/Narcotic Equipment Violations		7	7	6	0
		Gambling - Betting/Wagering		0	0	0	0
		Gambling - Operating/Promoting		0	0	0	0
		Gambling - Equipment Violations		0	0	0	0
		Gambling - Sports Tampering		0	0	0	0
		Pornography/Obscene Material		0	0	0	0
		Prostitution		0	0	0	0
		Prostitution Assisting/Promoting		0	0	0	0
		Purchasing Prostitution		0	0	0	0
		Weapon Law Violations		1	1	1	0
		Total Group A Offenses		79	27	25	0
Domestic Violence Victims							
Offense	Reported	Cleared	Offense	Reported	Cleared	Adult	Juvenile
Murder	0	0	Burglary	1	0	0	0
Aggravated Assault	0	0	Counterfeiting/Forgery	2	0	0	0
Simple Assault	1	1	Destruction/Damage/Vandalism	10	1	0	0
Intimidation	0	0	Embezzlement	0	0	0	0
Stalking	0	0	Extortion/Blackmail	0	0	0	0
Forcible Rape	1	0	Fraud - False Pretenses	0	0	0	0
Forcible Sodomy	0	0	Fraud - Credit Card/ATM	4	1	1	0
Sexual Assault W/Object	0	0	Fraud - Impersonation	0	0	0	0
Forcible Fondling	0	0	Fraud - Welfare	0	0	0	0
Incest	0	0	Fraud - Wire	1	0	0	0
Statutory Rape	0	0	Fraud - Identity Theft	0	0	0	0
Kidnapping/Abduction	0	0	Fraud - Computer Hacking/Invasion	0	0	0	0
Commercial Sex Acts	0	0	Robbery	0	0	0	0
Involuntary Servitude	0	0	Theft - Pocket-picking	0	0	0	0
Total	2	1	Theft - Purse Snatching	0	0	0	0
			Theft - Shoplifting	1	0	0	0
			Theft From Building	2	0	0	0
			Theft From Coin Machine	1	0	0	0
			Theft From Motor Vehicle	2	0	0	0
			Theft of Motor Vehicle Parts	0	0	0	0
			Theft - All Other Larceny	29	4	5	0
			Motor Vehicle Theft	2	0	0	0
			Stolen Property Offenses	0	0	0	0
			Crimes Against Society				
			Animal Cruelty	0	0	0	0
			Drug/Narcotic Violations	9	9	9	0
			Drug/Narcotic Equipment Violations	7	7	6	0
			Gambling - Betting/Wagering	0	0	0	0
			Gambling - Operating/Promoting	0	0	0	0
			Gambling - Equipment Violations	0	0	0	0
			Gambling - Sports Tampering	0	0	0	0
			Pornography/Obscene Material	0	0	0	0
			Prostitution	0	0	0	0
			Prostitution Assisting/Promoting	0	0	0	0
			Purchasing Prostitution	0	0	0	0
			Weapon Law Violations	1	1	1	0
			Total Group B Arrests	72	0		

Crime in Tennessee 2017

(*) Offenses are counted using the FBI Units of Count for Crime

(**) The 'Arrests' column shows arrests made for incidents during the selected period, regardless of arrest date. Arrest counts for the same period may change over time.

Soddy Daisy Police Department - NIBRS Agency Crime Overview - 2017

2016 Population Estimate		13,217		Offenses (*)		Arrests (**)	
				Reported	Cleared	Adult	Juvenile
Offense Overview				Group A Offenses			
Crimes Against Persons							
Offense Total	863	Murder	0	0	0	0	
Number Cleared	540	Negligent Manslaughter	0	0	0	0	
Percent Cleared	62.57 %	Negligent Vehicular Manslaughter	0	0	0	0	
Group A Crimes per 100,000 population	6,529.5	Kidnapping/Abduction	2	2	2	0	
		Forcible Rape	3	1	1	0	
		Forcible Sodomy	0	0	0	0	
		Sexual Assault W/Object	0	0	0	0	
		Forcible Fondling	1	0	0	0	
		Incest	0	0	0	0	
		Statutory Rape	0	0	0	0	
		Aggravated Assault	22	22	25	0	
		Simple Assault	59	57	50	0	
		Intimidation	7	7	4	0	
		Stalking	1	1	0	1	
		Commercial Sex Acts	0	0	0	0	
		Involuntary Servitude	0	0	0	0	
		Crimes Against Property					
		Arson	2	0	0	0	
		Bribery	0	0	0	0	
		Burglary	71	22	27	2	
		Counterfeiting/Forgery	9	4	5	0	
		Destruction/Damage/Vandalism	48	15	7	1	
		Embezzlement	2	2	0	0	
		Extortion/Blackmail	0	0	0	0	
		Fraud - False Pretenses	18	12	7	0	
		Fraud - Credit Card/ATM	7	1	1	0	
		Fraud - Impersonation	4	2	2	0	
		Fraud - Welfare	0	0	0	0	
		Fraud - Wire	0	0	0	0	
		Fraud - Identity Theft	0	0	0	0	
		Fraud - Computer Hacking/Invasion	0	0	0	0	
		Robbery	2	0	0	0	
		Theft - Pocket-picking	0	0	0	0	
		Theft - Purse Snatching	0	0	0	0	
		Theft - Shoplifting	70	52	61	2	
		Theft From Building	56	15	16	0	
		Theft From Coin Machine	0	0	0	0	
		Theft From Motor Vehicle	40	2	1	0	
		Theft of Motor Vehicle Parts	5	0	0	0	
		Theft - All Other Larceny	42	8	8	0	
		Motor Vehicle Theft	27	9	12	0	
		Stolen Property Offenses	14	14	14	0	
		Crimes Against Society					
		Animal Cruelty	2	2	0	0	
		Drug/Narcotic Violations	223	165	175	6	
		Drug/Narcotic Equipment Violations	113	113	52	1	
		Gambling - Betting/Wagering	0	0	0	0	
		Gambling - Operating/Promoting	0	0	0	0	
		Gambling - Equipment Violations	0	0	0	0	
		Gambling - Sports Tampering	0	0	0	0	
		Pornography/Obscene Material	0	0	0	0	
		Prostitution	0	0	0	0	
		Prostitution Assisting/Promoting	0	0	0	0	
		Purchasing Prostitution	0	0	0	0	
		Weapon Law Violations	13	12	4	0	
		Total Group A Offenses	863	540	474	13	
Domestic Violence Victims							
Offense	Reported	Cleared					
Murder	0	0					
Aggravated Assault	11	11					
Simple Assault	42	41					
Intimidation	5	5					
Stalking	0	0					
Forcible Rape	1	1					
Forcible Sodomy	0	0					
Sexual Assault W/Object	0	0					
Forcible Fondling	0	0					
Incest	0	0					
Statutory Rape	0	0					
Kidnapping/Abduction	2	2					
Commercial Sex Acts	0	0					
Involuntary Servitude	0	0					
Total	61	60					
Group B Arrests							
Offense	Adult	Juvenile					
Bad Checks	0	0					
Curfew/Vagrancy	0	0					
Disorderly Conduct	18	0					
DUI	6	0					
Drunkenness	15	0					
Family-Non Violent	3	0					
Liquor Law Violations	1	0					
Peeping Tom	0	0					
Trespass	5	0					
All Other Offenses	140	2					
Total Group B	188	2					

Crime in Tennessee 2017

(*) Offenses are counted using the FBI Units of Count for Crime

(**) The 'Arrests' column shows arrests made for incidents during the selected period, regardless of arrest date. Arrest counts for the same period may change over time.

Somerville Police Department - NIBRS Agency Crime Overview - 2017

2016 Population Estimate		3,137		Offenses (*)		Arrests (**)	
				Reported	Cleared	Adult	Juvenile
Offense Overview				Group A Offenses			
Crimes Against Persons				Crimes Against Persons			
Offense Total	348	Murder	1	0	0	0	
Number Cleared	167	Negligent Manslaughter	0	0	0	0	
Percent Cleared	47.99 %	Negligent Vehicular Manslaughter	0	0	0	0	
Group A Crimes per 100,000 population	11,093.4	Kidnapping/Abduction	0	0	0	0	
		Forcible Rape	1	0	0	0	
		Forcible Sodomy	0	0	0	0	
		Sexual Assault W/Object	0	0	0	0	
		Forcible Fondling	0	0	0	0	
		Incest	0	0	0	0	
		Statutory Rape	1	1	1	0	
		Aggravated Assault	14	5	5	0	
		Simple Assault	72	44	33	4	
		Intimidation	11	4	2	0	
		Stalking	0	0	0	0	
		Commercial Sex Acts	0	0	0	0	
		Involuntary Servitude	0	0	0	0	
Arrest Overview				Crimes Against Property			
Crimes Against Property				Crimes Against Property			
Total Arrests	198	Arson	0	0	0	0	
Adult Arrests	181	Bribery	0	0	0	0	
Juvenile Arrests	17	Burglary	20	2	1	3	
Unknown Age	0	Counterfeiting/Forgery	13	2	2	0	
Arrests per 100,000 population	6,311.8	Destruction/Damage/Vandalism	36	7	5	1	
		Embezzlement	6	0	0	0	
		Extortion/Blackmail	0	0	0	0	
		Fraud - False Pretenses	3	0	0	0	
		Fraud - Credit Card/ATM	3	0	0	0	
		Fraud - Impersonation	2	0	0	0	
		Fraud - Welfare	0	0	0	0	
		Fraud - Wire	0	0	0	0	
		Fraud - Identity Theft	0	0	0	0	
		Fraud - Computer Hacking/Invasion	0	0	0	0	
		Robbery	3	0	0	0	
		Theft - Pocket-picking	0	0	0	0	
		Theft - Purse Snatching	2	0	0	0	
		Theft - Shoplifting	18	12	12	2	
		Theft From Building	10	0	0	0	
		Theft From Coin Machine	0	0	0	0	
		Theft From Motor Vehicle	14	1	0	1	
		Theft of Motor Vehicle Parts	3	0	0	0	
		Theft - All Other Larceny	15	0	0	0	
		Motor Vehicle Theft	5	1	0	1	
		Stolen Property Offenses	1	1	1	0	
Domestic Violence Victims				Crimes Against Society			
Domestic Violence Victims				Crimes Against Society			
Offense	Reported	Cleared					
Murder	0	0	Animal Cruelty	0	0	0	
Aggravated Assault	3	1	Drug/Narcotic Violations	53	49	45	
Simple Assault	39	27	Drug/Narcotic Equipment Violations	35	33	13	
Intimidation	5	3	Gambling - Betting/Wagering	0	0	0	
Stalking	0	0	Gambling - Operating/Promoting	0	0	0	
Forcible Rape	1	0	Gambling - Equipment Violations	0	0	0	
Forcible Sodomy	0	0	Gambling - Sports Tampering	0	0	0	
Sexual Assault W/Object	0	0	Pornography/Obscene Material	0	0	0	
Forcible Fondling	0	0	Prostitution	0	0	0	
Incest	0	0	Prostitution Assisting/Promoting	0	0	0	
Statutory Rape	0	0	Purchasing Prostitution	0	0	0	
Kidnapping/Abduction	0	0	Weapon Law Violations	6	5	2	
Commercial Sex Acts	0	0	Total Group A Offenses	348	167	122	
Involuntary Servitude	0	0				16	
Total	48	31					
Group B Arrests							
Group B Arrests							
Offense	Adult	Juvenile					
Bad Checks	0	0					
Curfew/Vagrancy	0	0					
Disorderly Conduct	3	0					
DUI	41	1					
Drunkenness	10	0					
Family-Non Violent	2	0					
Liquor Law Violations	1	0					
Peeping Tom	0	0					
Trespass	1	0					
All Other Offenses	1	0					
Total Group B	59	1					

Crime in Tennessee 2017

(*) Offenses are counted using the FBI Units of Count for Crime

(**) The 'Arrests' column shows arrests made for incidents during the selected period, regardless of arrest date. Arrest counts for the same period may change over time.

South Carthage Police Department - NIBRS Agency Crime Overview - 2017

2016 Population Estimate		1,343		Offenses (*)		Arrests (**)	
Offense Overview		Group A Offenses		Reported	Cleared	Adult	Juvenile
Offense Total	79	Crimes Against Persons					
Number Cleared	41	Murder		0	0	0	0
Percent Cleared	51.90 %	Negligent Manslaughter		0	0	0	0
Group A Crimes per 100,000 population	5,882.4	Negligent Vehicular Manslaughter		0	0	0	0
		Kidnapping/Abduction		0	0	0	0
		Forcible Rape		0	0	0	0
		Forcible Sodomy		0	0	0	0
		Sexual Assault W/Object		0	0	0	0
		Forcible Fondling		0	0	0	0
		Incest		0	0	0	0
		Statutory Rape		0	0	0	0
		Aggravated Assault		4	3	3	0
		Simple Assault		9	7	7	0
		Intimidation		10	2	1	0
		Stalking		0	0	0	0
		Commercial Sex Acts		0	0	0	0
		Involuntary Servitude		0	0	0	0
		Crimes Against Property					
		Arson		0	0	0	0
		Bribery		0	0	0	0
		Burglary		3	1	1	0
		Counterfeiting/Forgery		2	0	0	0
		Destruction/Damage/Vandalism		5	0	0	0
		Embezzlement		0	0	0	0
		Extortion/Blackmail		0	0	0	0
		Fraud - False Pretenses		1	0	0	0
		Fraud - Credit Card/ATM		1	1	1	0
		Fraud - Impersonation		0	0	0	0
		Fraud - Welfare		0	0	0	0
		Fraud - Wire		0	0	0	0
		Fraud - Identity Theft		0	0	0	0
		Fraud - Computer Hacking/Invasion		0	0	0	0
		Robbery		0	0	0	0
		Theft - Pocket-picking		0	0	0	0
		Theft - Purse Snatching		0	0	0	0
		Theft - Shoplifting		10	10	10	0
		Theft From Building		3	1	0	0
		Theft From Coin Machine		1	0	0	0
		Theft From Motor Vehicle		8	1	1	0
		Theft of Motor Vehicle Parts		0	0	0	0
		Theft - All Other Larceny		7	1	0	0
		Motor Vehicle Theft		1	0	0	0
		Stolen Property Offenses		0	0	0	0
		Crimes Against Society					
		Animal Cruelty		0	0	0	0
		Drug/Narcotic Violations		6	6	5	0
		Drug/Narcotic Equipment Violations		5	5	1	1
		Gambling - Betting/Wagering		0	0	0	0
		Gambling - Operating/Promoting		0	0	0	0
		Gambling - Equipment Violations		0	0	0	0
		Gambling - Sports Tampering		0	0	0	0
		Pornography/Obscene Material		0	0	0	0
		Prostitution		0	0	0	0
		Prostitution Assisting/Promoting		0	0	0	0
		Purchasing Prostitution		0	0	0	0
		Weapon Law Violations		3	3	2	0
		Total Group A Offenses		79	41	32	1

Domestic Violence Victims		Reported	Cleared
Murder	0	0	0
Aggravated Assault	2	2	0
Simple Assault	7	6	0
Intimidation	1	0	0
Stalking	0	0	0
Forcible Rape	0	0	0
Forcible Sodomy	0	0	0
Sexual Assault W/Object	0	0	0
Forcible Fondling	0	0	0
Incest	0	0	0
Statutory Rape	0	0	0
Kidnapping/Abduction	0	0	0
Commercial Sex Acts	0	0	0
Involuntary Servitude	0	0	0
Total	10	8	0

Group B Arrests		
Offense	Adult	Juvenile
Bad Checks	0	0
Curfew/Vagrancy	0	3
Disorderly Conduct	0	0
DUI	7	0
Drunkenness	4	0
Family-Non Violent	0	0
Liquor Law Violations	0	4
Peeping Tom	0	0
Trespass	0	0
All Other Offenses	5	1
Total Group B	16	8

Crime in Tennessee 2017

(*) Offenses are counted using the FBI Units of Count for Crime

(**) The 'Arrests' column shows arrests made for incidents during the selected period, regardless of arrest date. Arrest counts for the same period may change over time.

South Fulton Police Department - NIBRS Agency Crime Overview - 2017

2016 Population Estimate		2,256		Offenses (*)		Arrests (**)		
				Reported	Cleared	Adult	Juvenile	
Offense Overview				Group A Offenses				
Crimes Against Persons								
Offense Total	238	Murder	0	0	0	0		
Number Cleared	152	Negligent Manslaughter	0	0	0	0		
Percent Cleared	63.87 %	Negligent Vehicular Manslaughter	0	0	0	0		
Group A Crimes per 100,000 population	10,549.6	Kidnapping/Abduction	0	0	0	0		
		Forcible Rape	1	0	0	0		
		Forcible Sodomy	0	0	0	0		
		Sexual Assault W/Object	0	0	0	0		
Arrest Overview		Forcible Fondling	1	1	1	0		
Total Arrests	169	Incest	0	0	0	0		
Adult Arrests	165	Statutory Rape	0	0	0	0		
Juvenile Arrests	4	Aggravated Assault	14	5	5	0		
Unknown Age	0	Simple Assault	26	14	13	0		
Arrests per 100,000 population	7,491.1	Intimidation	4	2	2	0		
		Stalking	0	0	0	0		
		Commercial Sex Acts	0	0	0	0		
Average number offenses/incident	1.28	Involuntary Servitude	0	0	0	0		
Domestic Violence Victims				Crimes Against Property				
Offense		Reported	Cleared	Arson	0	0	0	0
Murder	0	0	Bribery	0	0	0	0	
Aggravated Assault	5	5	Burglary	23	5	4	0	
Simple Assault	19	11	Counterfeiting/Forgery	0	0	0	0	
Intimidation	1	1	Destruction/Damage/Vandalism	22	5	2	0	
Stalking	0	0	Embezzlement	0	0	0	0	
Forcible Rape	1	0	Extortion/Blackmail	0	0	0	0	
Forcible Sodomy	0	0	Fraud - False Pretenses	1	1	1	0	
Sexual Assault W/Object	0	0	Fraud - Credit Card/ATM	0	0	0	0	
Forcible Fondling	0	0	Fraud - Impersonation	1	1	1	0	
Incest	0	0	Fraud - Welfare	0	0	0	0	
Statutory Rape	0	0	Fraud - Wire	0	0	0	0	
Kidnapping/Abduction	0	0	Fraud - Identity Theft	0	0	0	0	
Commercial Sex Acts	0	0	Fraud - Computer Hacking/Invasion	0	0	0	0	
Involuntary Servitude	0	0	Robbery	2	0	0	0	
Total	26	17	Theft - Pocket-picking	0	0	0	0	
Group B Arrests				Theft - Purse Snatching	0	0	0	0
Offense		Adult	Juvenile	Theft - Shoplifting	2	1	1	0
Bad Checks	0	0	Theft From Building	2	0	0	0	
Curfew/Vagrancy	0	0	Theft From Coin Machine	0	0	0	0	
Disorderly Conduct	1	0	Theft From Motor Vehicle	9	1	0	2	
DUI	8	0	Theft of Motor Vehicle Parts	3	0	0	0	
Drunkenness	7	0	Theft - All Other Larceny	10	2	2	0	
Family-Non Violent	1	0	Motor Vehicle Theft	1	0	0	0	
Liquor Law Violations	5	0	Stolen Property Offenses	0	0	0	0	
Peeping Tom	0	0	Crimes Against Society					
Trespass	0	0	Animal Cruelty	0	0	0	0	
All Other Offenses	20	0	Drug/Narcotic Violations	78	77	79	2	
Total Group B	42	0	Drug/Narcotic Equipment Violations	37	37	12	0	
				Gambling - Betting/Wagering	0	0	0	
				Gambling - Operating/Promoting	0	0	0	
				Gambling - Equipment Violations	0	0	0	
				Gambling - Sports Tampering	0	0	0	
				Pornography/Obscene Material	0	0	0	
				Prostitution	0	0	0	
				Prostitution Assisting/Promoting	0	0	0	
				Purchasing Prostitution	0	0	0	
				Weapon Law Violations	1	0	0	
				Total Group A Offenses	238	152	123	4

Crime in Tennessee 2017

(*) Offenses are counted using the FBI Units of Count for Crime

(**) The 'Arrests' column shows arrests made for incidents during the selected period, regardless of arrest date. Arrest counts for the same period may change over time.

Sparta Police Department - NIBRS Agency Crime Overview - 2017

2016 Population Estimate		5,073		Offenses (*)		Arrests (**)	
				Reported	Cleared	Adult	Juvenile
Offense Overview				Group A Offenses			
Crimes Against Persons							
Offense Total	725	Murder	0	0	0	0	
Number Cleared	437	Negligent Manslaughter	0	0	0	0	
Percent Cleared	60.28 %	Negligent Vehicular Manslaughter	0	0	0	0	
Group A Crimes per 100,000 population	14,291.3	Kidnapping/Abduction	0	0	0	0	
		Forcible Rape	3	0	0	0	
		Forcible Sodomy	0	0	0	0	
		Sexual Assault W/Object	0	0	0	0	
		Forcible Fondling	0	0	0	0	
		Incest	0	0	0	0	
		Statutory Rape	0	0	0	0	
		Aggravated Assault	5	5	4	0	
		Simple Assault	72	51	33	2	
		Intimidation	14	1	1	0	
		Stalking	3	2	1	0	
		Commercial Sex Acts	0	0	0	0	
		Involuntary Servitude	0	0	0	0	
		Crimes Against Property					
		Arson	1	0	0	0	
		Bribery	0	0	0	0	
		Burglary	44	4	5	0	
		Counterfeiting/Forgery	10	6	3	0	
		Destruction/Damage/Vandalism	41	10	4	0	
		Embezzlement	1	0	0	0	
		Extortion/Blackmail	0	0	0	0	
		Fraud - False Pretenses	16	7	8	0	
		Fraud - Credit Card/ATM	9	2	2	0	
		Fraud - Impersonation	2	1	1	0	
		Fraud - Welfare	0	0	0	0	
		Fraud - Wire	3	0	0	0	
		Fraud - Identity Theft	6	0	0	0	
		Fraud - Computer Hacking/Invasion	0	0	0	0	
		Robbery	0	0	0	0	
		Theft - Pocket-picking	0	0	0	0	
		Theft - Purse Snatching	0	0	0	0	
		Theft - Shoplifting	137	105	109	3	
		Theft From Building	38	5	1	0	
		Theft From Coin Machine	0	0	0	0	
		Theft From Motor Vehicle	27	3	2	0	
		Theft of Motor Vehicle Parts	8	1	1	0	
		Theft - All Other Larceny	43	7	3	0	
		Motor Vehicle Theft	14	3	2	0	
		Stolen Property Offenses	0	0	0	0	
		Crimes Against Society					
		Animal Cruelty	0	0	0	0	
		Drug/Narcotic Violations	107	104	97	5	
		Drug/Narcotic Equipment Violations	116	115	66	0	
		Gambling - Betting/Wagering	0	0	0	0	
		Gambling - Operating/Promoting	0	0	0	0	
		Gambling - Equipment Violations	0	0	0	0	
		Gambling - Sports Tampering	0	0	0	0	
		Pornography/Obscene Material	0	0	0	0	
		Prostitution	0	0	0	0	
		Prostitution Assisting/Promoting	0	0	0	0	
		Purchasing Prostitution	0	0	0	0	
		Weapon Law Violations	5	5	1	0	
		Total Group A Offenses	725	437	344	10	
Domestic Violence Victims							
Offense	Reported	Cleared					
Murder	0	0					
Aggravated Assault	2	2					
Simple Assault	51	38					
Intimidation	6	1					
Stalking	2	2					
Forcible Rape	1	0					
Forcible Sodomy	0	0					
Sexual Assault W/Object	0	0					
Forcible Fondling	0	0					
Incest	0	0					
Statutory Rape	0	0					
Kidnapping/Abduction	0	0					
Commercial Sex Acts	0	0					
Involuntary Servitude	0	0					
Total	62	43					
Group B Arrests							
Offense	Adult	Juvenile					
Bad Checks	0	0					
Curfew/Vagrancy	0	0					
Disorderly Conduct	7	0					
DUI	49	0					
Drunkenness	41	0					
Family-Non Violent	0	0					
Liquor Law Violations	1	3					
Peeping Tom	0	0					
Trespass	11	0					
All Other Offenses	15	1					
Total Group B	124	4					

Crime in Tennessee 2017

(*) Offenses are counted using the FBI Units of Count for Crime

(**) The 'Arrests' column shows arrests made for incidents during the selected period, regardless of arrest date. Arrest counts for the same period may change over time.

Spencer Police Department - NIBRS Agency Crime Overview - 2017

2016 Population Estimate		1,629		Offenses (*)		Arrests (**)	
				Reported	Cleared	Adult	Juvenile
Offense Overview				Group A Offenses			
Crimes Against Persons				Crimes Against Persons			
Offense Total	114	Murder	0	0	0	0	
Number Cleared	114	Negligent Manslaughter	0	0	0	0	
Percent Cleared	100.00 %	Negligent Vehicular Manslaughter	0	0	0	0	
Group A Crimes per 100,000 population	6,998.2	Kidnapping/Abduction	0	0	0	0	
		Forcible Rape	0	0	0	0	
		Forcible Sodomy	0	0	0	0	
		Sexual Assault W/Object	0	0	0	0	
		Forcible Fondling	0	0	0	0	
		Incest	0	0	0	0	
		Statutory Rape	1	1	1	0	
		Aggravated Assault	1	1	1	0	
		Simple Assault	5	5	5	0	
		Intimidation	0	0	0	0	
		Stalking	0	0	0	0	
		Commercial Sex Acts	0	0	0	0	
		Involuntary Servitude	0	0	0	0	
		Crimes Against Property					
		Arson	0	0	0	0	
		Bribery	0	0	0	0	
		Burglary	0	0	0	0	
		Counterfeiting/Forgery	0	0	0	0	
		Destruction/Damage/Vandalism	2	2	1	0	
		Embezzlement	0	0	0	0	
		Extortion/Blackmail	0	0	0	0	
		Fraud - False Pretenses	0	0	0	0	
		Fraud - Credit Card/ATM	0	0	0	0	
		Fraud - Impersonation	0	0	0	0	
		Fraud - Welfare	0	0	0	0	
		Fraud - Wire	0	0	0	0	
		Fraud - Identity Theft	0	0	0	0	
		Fraud - Computer Hacking/Invasion	0	0	0	0	
		Robbery	0	0	0	0	
		Theft - Pocket-picking	0	0	0	0	
		Theft - Purse Snatching	0	0	0	0	
		Theft - Shoplifting	3	3	3	0	
		Theft From Building	0	0	0	0	
		Theft From Coin Machine	0	0	0	0	
		Theft From Motor Vehicle	2	2	1	2	
		Theft of Motor Vehicle Parts	0	0	0	0	
		Theft - All Other Larceny	0	0	0	0	
		Motor Vehicle Theft	1	1	1	0	
		Stolen Property Offenses	0	0	0	0	
		Crimes Against Society					
		Animal Cruelty	0	0	0	0	
		Drug/Narcotic Violations	50	50	58	4	
		Drug/Narcotic Equipment Violations	47	47	24	0	
		Gambling - Betting/Wagering	0	0	0	0	
		Gambling - Operating/Promoting	0	0	0	0	
		Gambling - Equipment Violations	0	0	0	0	
		Gambling - Sports Tampering	0	0	0	0	
		Pornography/Obscene Material	0	0	0	0	
		Prostitution	0	0	0	0	
		Prostitution Assisting/Promoting	0	0	0	0	
		Purchasing Prostitution	0	0	0	0	
		Weapon Law Violations	2	2	1	0	
		Total Group A Offenses	114	114	96	6	
Domestic Violence Victims							
Offense	Reported	Cleared					
Murder	0	0					
Aggravated Assault	0	0					
Simple Assault	4	4					
Intimidation	0	0					
Stalking	0	0					
Forcible Rape	0	0					
Forcible Sodomy	0	0					
Sexual Assault W/Object	0	0					
Forcible Fondling	0	0					
Incest	0	0					
Statutory Rape	1	1					
Kidnapping/Abduction	0	0					
Commercial Sex Acts	0	0					
Involuntary Servitude	0	0					
Total	5	5					
Group B Arrests							
Offense	Adult	Juvenile					
Bad Checks	0	0					
Curfew/Vagrancy	0	0					
Disorderly Conduct	0	0					
DUI	14	0					
Drunkenness	4	0					
Family-Non Violent	0	0					
Liquor Law Violations	2	0					
Peeping Tom	0	0					
Trespass	0	0					
All Other Offenses	0	0					
Total Group B	20	0					

Crime in Tennessee 2017

(*) Offenses are counted using the FBI Units of Count for Crime

(**) The 'Arrests' column shows arrests made for incidents during the selected period, regardless of arrest date. Arrest counts for the same period may change over time.

Spring City Police Department - NIBRS Agency Crime Overview - 2017

2016 Population Estimate		1,988		Offenses (*)		Arrests (**)	
Offense Overview				Reported	Cleared	Adult	Juvenile
Offense Total		117		0	0	0	0
Number Cleared		79		0	0	0	0
Percent Cleared		67.52 %		0	0	0	0
Group A Crimes per 100,000 population		5,885.3		0	0	0	0
Arrest Overview				0	0	0	0
Total Arrests		85		0	0	0	0
Adult Arrests		84		0	0	0	0
Juvenile Arrests		1		11	11	6	0
Unknown Age		0		10	9	9	0
Arrests per 100,000 population		4,275.7		0	0	0	0
Average number offenses/incident		1.22		0	0	0	0
Domestic Violence Victims				0	0	0	0
Offense	Reported	Cleared	Crimes Against Property				
Murder	0	0	Arson	0	0	0	0
Aggravated Assault	4	4	Bribery	0	0	0	0
Simple Assault	10	9	Burglary	6	1	1	0
Intimidation	0	0	Counterfeiting/Forgery	1	0	0	0
Stalking	0	0	Destruction/Damage/Vandalism	9	2	1	0
Forcible Rape	0	0	Embezzlement	0	0	0	0
Forcible Sodomy	0	0	Extortion/Blackmail	0	0	0	0
Sexual Assault W/Object	0	0	Fraud - False Pretenses	2	1	1	0
Forcible Fondling	0	0	Fraud - Credit Card/ATM	1	0	0	0
Incest	0	0	Fraud - Impersonation	0	0	0	0
Statutory Rape	0	0	Fraud - Welfare	0	0	0	0
Kidnapping/Abduction	0	0	Fraud - Wire	0	0	0	0
Commercial Sex Acts	0	0	Fraud - Identity Theft	0	0	0	0
Involuntary Servitude	0	0	Fraud - Computer Hacking/Invasion	0	0	0	0
Total	14	13	Robbery	0	0	0	0
Group B Arrests				Theft - Pocket-picking	0	0	0
Offense	Adult	Juvenile	Theft - Purse Snatching	0	0	0	0
Bad Checks	0	0	Theft - Shoplifting	2	2	2	0
Curfew/Vagrancy	0	0	Theft From Building	6	0	0	0
Disorderly Conduct	2	1	Theft From Coin Machine	0	0	0	0
DUI	4	0	Theft From Motor Vehicle	2	0	0	0
Drunkenness	12	0	Theft of Motor Vehicle Parts	1	0	0	0
Family-Non Violent	0	0	Theft - All Other Larceny	17	5	5	0
Liquor Law Violations	0	0	Motor Vehicle Theft	0	0	0	0
Peeping Tom	0	0	Stolen Property Offenses	0	0	0	0
Trespass	3	0	Crimes Against Society				
All Other Offenses	4	0	Animal Cruelty	0	0	0	0
Total Group B	25	1	Drug/Narcotic Violations	31	30	27	0
				Drug/Narcotic Equipment Violations	18	18	7
				Gambling - Betting/Wagering	0	0	0
				Gambling - Operating/Promoting	0	0	0
				Gambling - Equipment Violations	0	0	0
				Gambling - Sports Tampering	0	0	0
				Pornography/Obscene Material	0	0	0
				Prostitution	0	0	0
				Prostitution Assisting/Promoting	0	0	0
				Purchasing Prostitution	0	0	0
				Weapon Law Violations	0	0	0
				Total Group A Offenses	117	79	59

Crime in Tennessee 2017

(*) Offenses are counted using the FBI Units of Count for Crime

(**) The 'Arrests' column shows arrests made for incidents during the selected period, regardless of arrest date. Arrest counts for the same period may change over time.

Spring Hill Police Department - NIBRS Agency Crime Overview - 2017

2016 Population Estimate		37,731		Offenses (*)		Arrests (**)	
				Reported	Cleared	Adult	Juvenile
Offense Overview				Group A Offenses			
Crimes Against Persons				Crimes Against Persons			
Offense Total	1,322	Murder	1	1	1	0	
Number Cleared	782	Negligent Manslaughter	1	0	0	0	
Percent Cleared	59.15 %	Negligent Vehicular Manslaughter	0	0	0	0	
Group A Crimes per 100,000 population	3,503.8	Kidnapping/Abduction	1	1	0	0	
		Forcible Rape	3	1	0	0	
		Forcible Sodomy	2	1	0	0	
		Sexual Assault W/Object	0	0	0	0	
		Forcible Fondling	3	0	0	0	
		Incest	0	0	0	0	
		Statutory Rape	3	2	1	0	
		Aggravated Assault	58	49	34	3	
		Simple Assault	216	181	75	13	
		Intimidation	43	23	5	0	
		Stalking	1	1	0	0	
		Commercial Sex Acts	0	0	0	0	
		Involuntary Servitude	0	0	0	0	
		Crimes Against Property					
		Arson	0	0	0	0	
		Bribery	0	0	0	0	
		Burglary	54	11	7	4	
		Counterfeiting/Forgery	28	8	6	0	
		Destruction/Damage/Vandalism	102	30	7	1	
		Embezzlement	8	7	3	0	
		Extortion/Blackmail	0	0	0	0	
		Fraud - False Pretenses	39	9	5	0	
		Fraud - Credit Card/ATM	41	4	4	0	
		Fraud - Impersonation	43	9	4	1	
		Fraud - Welfare	0	0	0	0	
		Fraud - Wire	8	0	0	0	
		Fraud - Identity Theft	0	0	0	0	
		Fraud - Computer Hacking/Invasion	1	1	0	0	
		Robbery	3	2	3	0	
		Theft - Pocket-picking	0	0	0	0	
		Theft - Purse Snatching	0	0	0	0	
		Theft - Shoplifting	143	109	101	26	
		Theft From Building	50	16	4	0	
		Theft From Coin Machine	0	0	0	0	
		Theft From Motor Vehicle	84	4	3	0	
		Theft of Motor Vehicle Parts	0	0	0	0	
		Theft - All Other Larceny	68	9	6	0	
		Motor Vehicle Theft	11	1	1	0	
		Stolen Property Offenses	3	2	1	0	
		Crimes Against Society					
		Animal Cruelty	2	2	2	0	
		Drug/Narcotic Violations	174	173	172	7	
		Drug/Narcotic Equipment Violations	109	108	22	3	
		Gambling - Betting/Wagering	0	0	0	0	
		Gambling - Operating/Promoting	0	0	0	0	
		Gambling - Equipment Violations	0	0	0	0	
		Gambling - Sports Tampering	0	0	0	0	
		Pornography/Obscene Material	2	0	0	0	
		Prostitution	0	0	0	0	
		Prostitution Assisting/Promoting	0	0	0	0	
		Purchasing Prostitution	0	0	0	0	
		Weapon Law Violations	17	17	13	1	
		Total Group A Offenses	1,322	782	480	59	
Domestic Violence Victims							
Offense	Reported	Cleared					
Murder	0	0					
Aggravated Assault	29	27					
Simple Assault	152	133					
Intimidation	6	3					
Stalking	0	0					
Forcible Rape	0	0					
Forcible Sodomy	0	0					
Sexual Assault W/Object	0	0					
Forcible Fondling	0	0					
Incest	0	0					
Statutory Rape	0	0					
Kidnapping/Abduction	1	1					
Commercial Sex Acts	0	0					
Involuntary Servitude	0	0					
Total	188	164					
Group B Arrests							
Offense	Adult	Juvenile					
Bad Checks	0	0					
Curfew/Vagrancy	0	0					
Disorderly Conduct	1	0					
DUI	62	0					
Drunkenness	40	0					
Family-Non Violent	0	0					
Liquor Law Violations	7	1					
Peeping Tom	0	0					
Trespass	5	0					
All Other Offenses	57	23					
Total Group B	172	24					

Crime in Tennessee 2017

(*) Offenses are counted using the FBI Units of Count for Crime

(**) The 'Arrests' column shows arrests made for incidents during the selected period, regardless of arrest date. Arrest counts for the same period may change over time.

Springfield Police Department - NIBRS Agency Crime Overview - 2017

2016 Population Estimate		16,809		Offenses (*)		Arrests (**)	
				Reported	Cleared	Adult	Juvenile
Offense Overview				Group A Offenses			
Crimes Against Persons							
Offense Total	1,706	Murder	2	2	3	0	
Number Cleared	909	Negligent Manslaughter	0	0	0	0	
Percent Cleared	53.28 %	Negligent Vehicular Manslaughter	0	0	0	0	
Group A Crimes per 100,000 population	10,149.3	Kidnapping/Abduction	5	4	5	0	
		Forcible Rape	6	4	1	1	
		Forcible Sodomy	0	0	0	0	
		Sexual Assault W/Object	0	0	0	0	
		Forcible Fondling	7	7	4	1	
		Incest	0	0	0	0	
		Statutory Rape	1	1	1	0	
		Aggravated Assault	131	101	84	3	
		Simple Assault	338	200	147	9	
		Intimidation	25	15	5	0	
		Stalking	16	2	1	0	
		Commercial Sex Acts	0	0	0	0	
		Involuntary Servitude	0	0	0	0	
Arrest Overview				Crimes Against Property			
Domestic Violence Victims				Arson			
Offense		Reported	Cleared	Bribery		0	
Murder	0	0	Burglary		57		
Aggravated Assault	63	57	Counterfeiting/Forgery		33		
Simple Assault	203	139	Destruction/Damage/Vandalism		165		
Intimidation	12	7	Embezzlement		6		
Stalking	9	2	Extortion/Blackmail		0		
Forcible Rape	0	0	Fraud - False Pretenses		37		
Forcible Sodomy	0	0	Fraud - Credit Card/ATM		14		
Sexual Assault W/Object	0	0	Fraud - Impersonation		16		
Forcible Fondling	2	2	Fraud - Welfare		0		
Incest	0	0	Fraud - Wire		5		
Statutory Rape	1	1	Fraud - Identity Theft		3		
Kidnapping/Abduction	5	4	Fraud - Computer Hacking/Invasion		0		
Commercial Sex Acts	0	0	Robbery		18		
Involuntary Servitude	0	0	Theft - Pocket-picking		2		
Total	295	212	Theft - Purse Snatching		0		
Group B Arrests				Theft - Shoplifting		227	
Offense		Adult	Juvenile	Theft From Building		82	
Bad Checks	8	0	Theft From Coin Machine		3		
Curfew/Vagrancy	0	1	Theft From Motor Vehicle		75		
Disorderly Conduct	8	1	Theft of Motor Vehicle Parts		10		
DUI	79	0	Theft - All Other Larceny		56		
Drunkenness	82	1	Motor Vehicle Theft		32		
Family-Non Violent	5	0	Stolen Property Offenses		14		
Liquor Law Violations	3	0	Crimes Against Society				
Peeping Tom	0	0	Animal Cruelty		0		
Trespass	25	0	Drug/Narcotic Violations		182		
All Other Offenses	87	14	Drug/Narcotic Equipment Violations		115		
Total Group B	297	17	Gambling - Betting/Wagering		0		
				Gambling - Operating/Promoting		0	
				Gambling - Equipment Violations		0	
				Gambling - Sports Tampering		0	
				Pornography/Obscene Material		2	
				Prostitution		0	
				Prostitution Assisting/Promoting		0	
				Purchasing Prostitution		0	
				Weapon Law Violations		20	
				Total Group A Offenses		1,706	
						909	
						694	
						36	

Crime in Tennessee 2017

(*) Offenses are counted using the FBI Units of Count for Crime

(**) The 'Arrests' column shows arrests made for incidents during the selected period, regardless of arrest date. Arrest counts for the same period may change over time.

St. Joseph Police Department - NIBRS Agency Crime Overview - 2017

2016 Population Estimate		787	Offenses (*)		Arrests (**)	
			Reported	Cleared	Adult	Juvenile
Offense Overview			Group A Offenses			
			Crimes Against Persons			
Offense Total	8		0	0	0	0
Number Cleared	6		0	0	0	0
Percent Cleared	75.00 %		0	0	0	0
Group A Crimes per 100,000 population	1,016.5		0	0	0	0
			Crimes Against Property			
Arrest Overview						
Total Arrests	5		0	0	0	0
Adult Arrests	5		0	0	0	0
Juvenile Arrests	0		0	0	0	0
Unknown Age	0		0	0	0	0
Arrests per 100,000 population	635.3		0	0	0	0
Average number offenses/incident	1.33		0	0	0	0
			Crimes Against Society			
Domestic Violence Victims						
Offense	Reported	Cleared				
Murder	0	0	0	0	0	0
Aggravated Assault	0	0	0	0	0	0
Simple Assault	0	0	0	0	0	0
Intimidation	0	0	0	0	0	0
Stalking	0	0	0	0	0	0
Forcible Rape	0	0	0	0	0	0
Forcible Sodomy	0	0	0	0	0	0
Sexual Assault W/Object	0	0	0	0	0	0
Forcible Fondling	0	0	0	0	0	0
Incest	0	0	0	0	0	0
Statutory Rape	0	0	0	0	0	0
Kidnapping/Abduction	0	0	0	0	0	0
Commercial Sex Acts	0	0	0	0	0	0
Involuntary Servitude	0	0	0	0	0	0
Total	0	0				
Group B Arrests						
Offense	Adult	Juvenile				
Bad Checks	0	0	0	0	0	0
Curfew/Vagrancy	0	0	0	0	0	0
Disorderly Conduct	0	0	0	0	0	0
DUI	1	0	0	0	0	0
Drunkenness	0	0	0	0	0	0
Family-Non Violent	0	0	0	0	0	0
Liquor Law Violations	0	0	0	0	0	0
Peeping Tom	0	0	0	0	0	0
Trespass	0	0	0	0	0	0
All Other Offenses	0	0	0	0	0	0
Total Group B	1	0				
			Crimes Against Society			
			Animal Cruelty			
			0			
			Drug/Narcotic Violations			
			3			
			Drug/Narcotic Equipment Violations			
			3			
			Gambling - Betting/Wagering			
			0			
			Gambling - Operating/Promoting			
			0			
			Gambling - Equipment Violations			
			0			
			Gambling - Sports Tampering			
			0			
			Pornography/Obscene Material			
			0			
			Prostitution			
			0			
			Prostitution Assisting/Promoting			
			0			
			Purchasing Prostitution			
			0			
			Weapon Law Violations			
			0			
			Total Group A Offenses			
			8			
			6			
			4			
			0			

Crime in Tennessee 2017

(*) Offenses are counted using the FBI Units of Count for Crime

(**) The 'Arrests' column shows arrests made for incidents during the selected period, regardless of arrest date. Arrest counts for the same period may change over time.

Sunbright Police Department - NIBRS Agency Crime Overview - 2017

2016 Population Estimate		545	Offenses (*)		Arrests (**)	
			Reported	Cleared	Adult	Juvenile
Offense Overview			Group A Offenses			
			Crimes Against Persons			
Offense Total	0		0	0	0	0
Number Cleared	0		0	0	0	0
Percent Cleared	0.00 %		0	0	0	0
Group A Crimes per 100,000 population	0.0		0	0	0	0
			Crimes Against Property			
Arrest Overview						
Total Arrests	1		0	0	0	0
Adult Arrests	1		0	0	0	0
Juvenile Arrests	0		0	0	0	0
Unknown Age	0		0	0	0	0
Arrests per 100,000 population	183.5		0	0	0	0
Average number offenses/incident	0.00		0	0	0	0
			Crimes Against Property			
Domestic Violence Victims						
Offense	Reported	Cleared				
Murder	0	0	0	0	0	0
Aggravated Assault	0	0	0	0	0	0
Simple Assault	0	0	0	0	0	0
Intimidation	0	0	0	0	0	0
Stalking	0	0	0	0	0	0
Forcible Rape	0	0	0	0	0	0
Forcible Sodomy	0	0	0	0	0	0
Sexual Assault W/Object	0	0	0	0	0	0
Forcible Fondling	0	0	0	0	0	0
Incest	0	0	0	0	0	0
Statutory Rape	0	0	0	0	0	0
Kidnapping/Abduction	0	0	0	0	0	0
Commercial Sex Acts	0	0	0	0	0	0
Involuntary Servitude	0	0	0	0	0	0
Total	0	0				
Group B Arrests						
Offense	Adult	Juvenile				
Bad Checks	0	0	0	0	0	0
Curfew/Vagrancy	0	0	0	0	0	0
Disorderly Conduct	1	0	0	0	0	0
DUI	0	0	0	0	0	0
Drunkenness	0	0	0	0	0	0
Family-Non Violent	0	0	0	0	0	0
Liquor Law Violations	0	0	0	0	0	0
Peeping Tom	0	0	0	0	0	0
Trespass	0	0	0	0	0	0
All Other Offenses	0	0	0	0	0	0
Total Group B	1	0				
			Crimes Against Society			
			Animal Cruelty			
			Drug/Narcotic Violations			
			Drug/Narcotic Equipment Violations			
			Gambling - Betting/Wagering			
			Gambling - Operating/Promoting			
			Gambling - Equipment Violations			
			Gambling - Sports Tampering			
			Pornography/Obscene Material			
			Prostitution			
			Prostitution Assisting/Promoting			
			Purchasing Prostitution			
			Weapon Law Violations			
			Total Group A Offenses			
			0	0	0	0

Crime in Tennessee 2017

(*) Offenses are counted using the FBI Units of Count for Crime

(**) The 'Arrests' column shows arrests made for incidents during the selected period, regardless of arrest date. Arrest counts for the same period may change over time.

Surgoinsville Police Department - NIBRS Agency Crime Overview - 2017

2016 Population Estimate		1,787	Offenses (*)		Arrests (**)	
Offense Overview			Reported	Cleared	Adult	Juvenile
Group A Offenses						
Crimes Against Persons						
Offense Total	30		0	0	0	0
Number Cleared	10		0	0	0	0
Percent Cleared	33.33 %		0	0	0	0
Group A Crimes per 100,000 population	1,678.8		0	0	0	0
Arrest Overview						
Total Arrests	16		0	0	0	0
Adult Arrests	15		0	0	0	0
Juvenile Arrests	1		0	0	0	0
Unknown Age	0		2	1	1	0
Arrests per 100,000 population	895.4		1	0	0	0
Average number offenses/incident	1.03		0	0	0	0
Domestic Violence Victims						
Offense	Reported	Cleared				
Murder	0	0	0	0	0	0
Aggravated Assault	0	0	0	0	0	0
Simple Assault	2	1	6	1	2	0
Intimidation	0	0	2	2	1	0
Stalking	0	0	0	0	0	0
Forcible Rape	0	0	0	0	0	0
Forcible Sodomy	0	0	1	0	0	0
Sexual Assault W/Object	0	0	0	0	0	0
Forcible Fondling	0	0	0	0	0	0
Incest	0	0	0	0	0	0
Statutory Rape	0	0	0	0	0	0
Kidnapping/Abduction	0	0	0	0	0	0
Commercial Sex Acts	0	0	0	0	0	0
Involuntary Servitude	0	0	0	0	0	0
Total	2	1				
Group B Arrests						
Offense	Adult	Juvenile				
Bad Checks	0	0	7	2	3	0
Curfew/Vagrancy	0	0	0	0	0	0
Disorderly Conduct	0	0	4	0	0	0
DUI	1	0	0	0	0	0
Drunkenness	1	0	0	0	0	0
Family-Non Violent	0	0	0	0	0	0
Liquor Law Violations	0	0	2	0	0	0
Peeping Tom	0	0	1	1	0	0
Trespass	0	0	0	0	0	0
All Other Offenses	4	0	0	0	0	0
Total Group B	6	0				
Crimes Against Property						
Arson			0	0	0	0
Bribery			0	0	0	0
Burglary			6	1	2	0
Counterfeiting/Forgery			2	2	1	0
Destruction/Damage/Vandalism			2	1	0	0
Embezzlement			0	0	0	0
Extortion/Blackmail			0	0	0	0
Fraud - False Pretenses			1	0	0	0
Fraud - Credit Card/ATM			0	0	0	0
Fraud - Impersonation			0	0	0	0
Fraud - Welfare			0	0	0	0
Fraud - Wire			0	0	0	0
Fraud - Identity Theft			0	0	0	0
Fraud - Computer Hacking/Invasion			0	0	0	0
Robbery			0	0	0	0
Theft - Pocket-picking			0	0	0	0
Theft - Purse Snatching			0	0	0	0
Theft - Shoplifting			0	0	0	0
Theft From Building			7	2	3	0
Theft From Coin Machine			0	0	0	0
Theft From Motor Vehicle			4	0	0	0
Theft of Motor Vehicle Parts			0	0	0	0
Theft - All Other Larceny			2	0	0	0
Motor Vehicle Theft			1	1	0	0
Stolen Property Offenses			0	0	0	0
Crimes Against Society						
Animal Cruelty			0	0	0	0
Drug/Narcotic Violations			2	2	2	1
Drug/Narcotic Equipment Violations			0	0	0	0
Gambling - Betting/Wagering			0	0	0	0
Gambling - Operating/Promoting			0	0	0	0
Gambling - Equipment Violations			0	0	0	0
Gambling - Sports Tampering			0	0	0	0
Pornography/Obscene Material			0	0	0	0
Prostitution			0	0	0	0
Prostitution Assisting/Promoting			0	0	0	0
Purchasing Prostitution			0	0	0	0
Weapon Law Violations			0	0	0	0
Total Group A Offenses			30	10	9	1

Crime in Tennessee 2017

(*) Offenses are counted using the FBI Units of Count for Crime

(**) The 'Arrests' column shows arrests made for incidents during the selected period, regardless of arrest date. Arrest counts for the same period may change over time.

Sweetwater Police Department - NIBRS Agency Crime Overview - 2017

2016 Population Estimate		5,933		Offenses (*)		Arrests (**)	
				Reported	Cleared	Adult	Juvenile
Offense Overview				Group A Offenses			
Crimes Against Persons				Crimes Against Persons			
Offense Total	930	Murder	0	0	0	0	
Number Cleared	477	Negligent Manslaughter	0	0	0	0	
Percent Cleared	51.29 %	Negligent Vehicular Manslaughter	0	0	0	0	
Group A Crimes per 100,000 population	15,675.0	Kidnapping/Abduction	4	4	0	0	
		Forcible Rape	1	0	0	0	
		Forcible Sodomy	0	0	0	0	
		Sexual Assault W/Object	0	0	0	0	
		Forcible Fondling	3	3	2	0	
		Incest	0	0	0	0	
		Statutory Rape	0	0	0	0	
		Aggravated Assault	70	52	40	1	
		Simple Assault	95	53	44	2	
		Intimidation	19	7	4	0	
		Stalking	0	0	0	0	
		Commercial Sex Acts	0	0	0	0	
		Involuntary Servitude	0	0	0	0	
Arrest Overview				Crimes Against Property			
Domestic Violence Victims				Arson			
Offense		Reported	Cleared	Bribery		0	
Murder	0	0	Burglary		85		
Aggravated Assault	44	37	Counterfeiting/Forgery		17		
Simple Assault	65	41	Destruction/Damage/Vandalism		82		
Intimidation	11	7	Embezzlement		3		
Stalking	0	0	Extortion/Blackmail		1		
Forcible Rape	1	0	Fraud - False Pretenses		31		
Forcible Sodomy	0	0	Fraud - Credit Card/ATM		20		
Sexual Assault W/Object	0	0	Fraud - Impersonation		5		
Forcible Fondling	1	1	Fraud - Welfare		0		
Incest	0	0	Fraud - Wire		0		
Statutory Rape	0	0	Fraud - Identity Theft		0		
Kidnapping/Abduction	4	4	Fraud - Computer Hacking/Invasion		1		
Commercial Sex Acts	0	0	Robbery		4		
Involuntary Servitude	0	0	Theft - Pocket-picking		0		
Total	126	90	Theft - Purse Snatching		0		
Group B Arrests				Theft - Shoplifting		109	
Offense		Adult	Juvenile	Theft From Building		51	
Bad Checks	0	0	Theft From Coin Machine		3		
Curfew/Vagrancy	0	0	Theft From Motor Vehicle		55		
Disorderly Conduct	10	1	Theft of Motor Vehicle Parts		10		
DUI	24	0	Theft - All Other Larceny		53		
Drunkenness	46	0	Motor Vehicle Theft		25		
Family-Non Violent	4	0	Stolen Property Offenses		7		
Liquor Law Violations	0	0	Crimes Against Society				
Peeping Tom	0	0	Animal Cruelty		1		
Trespass	34	0	Drug/Narcotic Violations		97		
All Other Offenses	33	1	Drug/Narcotic Equipment Violations		67		
Total Group B	151	2	Gambling - Betting/Wagering		0		
			Gambling - Operating/Promoting		0		
			Gambling - Equipment Violations		0		
			Gambling - Sports Tampering		0		
			Pornography/Obscene Material		0		
			Prostitution		0		
			Prostitution Assisting/Promoting		0		
			Purchasing Prostitution		0		
			Weapon Law Violations		11		
			Total Group A Offenses		930		
					477		
					340		
					17		

Crime in Tennessee 2017

(*) Offenses are counted using the FBI Units of Count for Crime

(**) The 'Arrests' column shows arrests made for incidents during the selected period, regardless of arrest date. Arrest counts for the same period may change over time.

Tazewell Police Department - NIBRS Agency Crime Overview - 2017

2016 Population Estimate		2,281		Offenses (*)		Arrests (**)	
Offense Overview		Group A Offenses		Reported	Cleared	Adult	Juvenile
Offense Total	236	Crimes Against Persons					
Number Cleared	175	Murder		0	0	0	0
Percent Cleared	74.15 %	Negligent Manslaughter		0	0	0	0
Group A Crimes per 100,000 population	10,346.3	Negligent Vehicular Manslaughter		0	0	0	0
		Kidnapping/Abduction		1	1	0	0
		Forcible Rape		0	0	0	0
		Forcible Sodomy		1	1	0	1
		Sexual Assault W/Object		0	0	0	0
		Forcible Fondling		1	1	1	0
		Incest		0	0	0	0
		Statutory Rape		0	0	0	0
		Aggravated Assault		8	6	5	0
		Simple Assault		23	20	20	1
		Intimidation		4	2	1	1
		Stalking		0	0	0	0
		Commercial Sex Acts		0	0	0	0
		Involuntary Servitude		0	0	0	0
		Crimes Against Property					
		Arson		0	0	0	0
		Bribery		0	0	0	0
		Burglary		7	3	3	0
		Counterfeiting/Forgery		4	2	1	0
		Destruction/Damage/Vandalism		10	4	2	4
		Embezzlement		3	0	0	0
		Extortion/Blackmail		1	0	0	0
		Fraud - False Pretenses		8	5	4	0
		Fraud - Credit Card/ATM		1	0	0	0
		Fraud - Impersonation		0	0	0	0
		Fraud - Welfare		0	0	0	0
		Fraud - Wire		0	0	0	0
		Fraud - Identity Theft		0	0	0	0
		Fraud - Computer Hacking/Invasion		0	0	0	0
		Robbery		3	1	0	0
		Theft - Pocket-picking		1	1	0	0
		Theft - Purse Snatching		0	0	0	0
		Theft - Shoplifting		12	9	10	0
		Theft From Building		21	6	5	0
		Theft From Coin Machine		0	0	0	0
		Theft From Motor Vehicle		1	0	0	0
		Theft of Motor Vehicle Parts		2	0	0	0
		Theft - All Other Larceny		9	4	3	0
		Motor Vehicle Theft		8	2	1	1
		Stolen Property Offenses		0	0	0	0
		Crimes Against Society					
		Animal Cruelty		0	0	0	0
		Drug/Narcotic Violations		61	61	69	0
		Drug/Narcotic Equipment Violations		41	41	16	0
		Gambling - Betting/Wagering		0	0	0	0
		Gambling - Operating/Promoting		0	0	0	0
		Gambling - Equipment Violations		0	0	0	0
		Gambling - Sports Tampering		0	0	0	0
		Pornography/Obscene Material		1	1	0	1
		Prostitution		0	0	0	0
		Prostitution Assisting/Promoting		0	0	0	0
		Purchasing Prostitution		0	0	0	0
		Weapon Law Violations		4	4	2	0
		Total Group A Offenses		236	175	143	9
Domestic Violence Victims							
Offense	Reported	Cleared					
Murder	0	0	Burglary	7	3	3	0
Aggravated Assault	4	3	Counterfeiting/Forgery	4	2	1	0
Simple Assault	12	11	Destruction/Damage/Vandalism	10	4	2	4
Intimidation	1	1	Embezzlement	3	0	0	0
Stalking	0	0	Extortion/Blackmail	1	0	0	0
Forcible Rape	0	0	Fraud - False Pretenses	8	5	4	0
Forcible Sodomy	1	1	Fraud - Credit Card/ATM	1	0	0	0
Sexual Assault W/Object	0	0	Fraud - Impersonation	0	0	0	0
Forcible Fondling	0	0	Fraud - Welfare	0	0	0	0
Incest	0	0	Fraud - Wire	0	0	0	0
Statutory Rape	0	0	Fraud - Identity Theft	0	0	0	0
Kidnapping/Abduction	1	1	Fraud - Computer Hacking/Invasion	0	0	0	0
Commercial Sex Acts	0	0	Robbery	3	1	0	0
Involuntary Servitude	0	0	Theft - Pocket-picking	1	1	0	0
Total	19	17	Theft - Purse Snatching	0	0	0	0
			Theft - Shoplifting	12	9	10	0
			Theft From Building	21	6	5	0
			Theft From Coin Machine	0	0	0	0
			Theft From Motor Vehicle	1	0	0	0
			Theft of Motor Vehicle Parts	2	0	0	0
			Theft - All Other Larceny	9	4	3	0
			Motor Vehicle Theft	8	2	1	1
			Stolen Property Offenses	0	0	0	0
			Crimes Against Society				
			Animal Cruelty	0	0	0	0
			Drug/Narcotic Violations	61	61	69	0
			Drug/Narcotic Equipment Violations	41	41	16	0
			Gambling - Betting/Wagering	0	0	0	0
			Gambling - Operating/Promoting	0	0	0	0
			Gambling - Equipment Violations	0	0	0	0
			Gambling - Sports Tampering	0	0	0	0
			Pornography/Obscene Material	1	1	0	1
			Prostitution	0	0	0	0
			Prostitution Assisting/Promoting	0	0	0	0
			Purchasing Prostitution	0	0	0	0
			Weapon Law Violations	4	4	2	0
			Total Group A Offenses	236	175	143	9
Group B Arrests							
Offense	Adult	Juvenile					
Bad Checks	2	0					
Curfew/Vagrancy	0	0					
Disorderly Conduct	20	1					
DUI	26	0					
Drunkenness	7	0					
Family-Non Violent	2	0					
Liquor Law Violations	0	2					
Peeping Tom	0	0					
Trespass	6	0					
All Other Offenses	13	0					
Total Group B	76	3					

Crime in Tennessee 2017

(*) Offenses are counted using the FBI Units of Count for Crime

(**) The 'Arrests' column shows arrests made for incidents during the selected period, regardless of arrest date. Arrest counts for the same period may change over time.

Tiptonville Police Department - NIBRS Agency Crime Overview - 2017

2016 Population Estimate		4,349	Offenses (*)		Arrests (**)	
			Reported	Cleared	Adult	Juvenile
Offense Overview			Group A Offenses			
			Crimes Against Persons			
Offense Total	100		0	0	0	0
Number Cleared	86		0	0	0	0
Percent Cleared	86.00 %		0	0	0	0
Group A Crimes per 100,000 population	2,299.4		0	0	0	0
			5	5	4	0
			0	0	0	0
			0	0	0	0
Arrest Overview			Crimes Against Property			
Total Arrests	128		1	1	0	0
Adult Arrests	114		0	0	0	0
Juvenile Arrests	14		5	5	1	3
Unknown Age	0		23	23	18	4
Arrests per 100,000 population	2,943.2		2	2	3	0
			0	0	0	0
Average number offenses/incident	1.15		0	0	0	0
			Crimes Against Property			
Domestic Violence Victims			Arson			
Offense	Reported	Cleared	Bribery			
Murder	0	0	Burglary			
Aggravated Assault	3	3	Counterfeiting/Forgery			
Simple Assault	19	19	Destruction/Damage/Vandalism			
Intimidation	0	0	Embezzlement			
Stalking	0	0	Extortion/Blackmail			
Forcible Rape	0	0	Fraud - False Pretenses			
Forcible Sodomy	0	0	Fraud - Credit Card/ATM			
Sexual Assault W/Object	0	0	Fraud - Impersonation			
Forcible Fondling	0	0	Fraud - Welfare			
Incest	0	0	Fraud - Wire			
Statutory Rape	0	0	Fraud - Identity Theft			
Kidnapping/Abduction	0	0	Fraud - Computer Hacking/Invasion			
Commercial Sex Acts	0	0	Robbery			
Involuntary Servitude	0	0	Theft - Pocket-picking			
Total	22	22	Theft - Purse Snatching			
			Theft - Shoplifting			
			Theft From Building			
			Theft From Coin Machine			
			Theft From Motor Vehicle			
			Theft of Motor Vehicle Parts			
			Theft - All Other Larceny			
			Motor Vehicle Theft			
			Stolen Property Offenses			
			Crimes Against Society			
			Animal Cruelty			
			Drug/Narcotic Violations			
			Drug/Narcotic Equipment Violations			
			Gambling - Betting/Wagering			
			Gambling - Operating/Promoting			
			Gambling - Equipment Violations			
			Gambling - Sports Tampering			
			Pornography/Obscene Material			
			Prostitution			
			Prostitution Assisting/Promoting			
			Purchasing Prostitution			
			Weapon Law Violations			
			100	86	74	11
			Total Group A Offenses			
			Total Group B Arrests			
Offense	Adult	Juvenile	Bad Checks			
Bad Checks	0	0	Curfew/Vagrancy			
Curfew/Vagrancy	0	0	Disorderly Conduct			
Disorderly Conduct	3	2	DUI			
DUI	0	0	Drunkenness			
Drunkenness	22	0	Family-Non Violent			
Family-Non Violent	0	0	Liquor Law Violations			
Liquor Law Violations	0	0	Peeping Tom			
Peeping Tom	0	0	Trespass			
Trespass	3	0	All Other Offenses			
All Other Offenses	12	1	Total Group B			
Total Group B	40	3				

Crime in Tennessee 2017

(*) Offenses are counted using the FBI Units of Count for Crime

(**) The 'Arrests' column shows arrests made for incidents during the selected period, regardless of arrest date. Arrest counts for the same period may change over time.

Toone Police Department - NIBRS Agency Crime Overview - 2017

2016 Population Estimate		339		Offenses (*)		Arrests (**)		
				Reported	Cleared	Adult	Juvenile	
Offense Overview				Group A Offenses				
				Crimes Against Persons				
Offense Total	12	Murder		0	0	0	0	
Number Cleared	7	Negligent Manslaughter		0	0	0	0	
Percent Cleared	58.33 %	Negligent Vehicular Manslaughter		0	0	0	0	
Group A Crimes per 100,000 population	3,539.8	Kidnapping/Abduction		0	0	0	0	
		Forcible Rape		0	0	0	0	
		Forcible Sodomy		0	0	0	0	
		Sexual Assault W/Object		0	0	0	0	
		Forcible Fondling		0	0	0	0	
		Incest		0	0	0	0	
		Statutory Rape		0	0	0	0	
		Aggravated Assault		4	4	1	0	
		Simple Assault		2	1	1	0	
		Intimidation		0	0	0	0	
		Stalking		0	0	0	0	
		Commercial Sex Acts		0	0	0	0	
		Involuntary Servitude		0	0	0	0	
		Crimes Against Property						
		Arson		0	0	0	0	
		Bribery		0	0	0	0	
		Burglary		1	0	0	0	
		Counterfeiting/Forgery		0	0	0	0	
		Destruction/Damage/Vandalism		2	0	0	0	
		Embezzlement		0	0	0	0	
		Extortion/Blackmail		0	0	0	0	
		Fraud - False Pretenses		0	0	0	0	
		Fraud - Credit Card/ATM		1	0	0	0	
		Fraud - Impersonation		0	0	0	0	
		Fraud - Welfare		0	0	0	0	
		Fraud - Wire		0	0	0	0	
		Fraud - Identity Theft		0	0	0	0	
		Fraud - Computer Hacking/Invasion		0	0	0	0	
		Robbery		0	0	0	0	
		Theft - Pocket-picking		0	0	0	0	
		Theft - Purse Snatching		0	0	0	0	
		Theft - Shoplifting		0	0	0	0	
		Theft From Building		0	0	0	0	
		Theft From Coin Machine		0	0	0	0	
		Theft From Motor Vehicle		0	0	0	0	
		Theft of Motor Vehicle Parts		0	0	0	0	
		Theft - All Other Larceny		0	0	0	0	
		Motor Vehicle Theft		0	0	0	0	
		Stolen Property Offenses		0	0	0	0	
		Crimes Against Society						
		Animal Cruelty		0	0	0	0	
		Drug/Narcotic Violations		1	1	1	0	
		Drug/Narcotic Equipment Violations		1	1	0	0	
		Gambling - Betting/Wagering		0	0	0	0	
		Gambling - Operating/Promoting		0	0	0	0	
		Gambling - Equipment Violations		0	0	0	0	
		Gambling - Sports Tampering		0	0	0	0	
		Pornography/Obscene Material		0	0	0	0	
		Prostitution		0	0	0	0	
		Prostitution Assisting/Promoting		0	0	0	0	
		Purchasing Prostitution		0	0	0	0	
		Weapon Law Violations		0	0	0	0	
		Total Group A Offenses		12	7	3	0	
Domestic Violence Victims								
Offense	Reported	Cleared						
Murder	0	0	Burglary	1	0	0	0	
Aggravated Assault	2	2	Counterfeiting/Forgery	0	0	0	0	
Simple Assault	1	1	Destruction/Damage/Vandalism	2	0	0	0	
Intimidation	0	0	Embezzlement	0	0	0	0	
Stalking	0	0	Extortion/Blackmail	0	0	0	0	
Forcible Rape	0	0	Fraud - False Pretenses	0	0	0	0	
Forcible Sodomy	0	0	Fraud - Credit Card/ATM	1	0	0	0	
Sexual Assault W/Object	0	0	Fraud - Impersonation	0	0	0	0	
Forcible Fondling	0	0	Fraud - Welfare	0	0	0	0	
Incest	0	0	Fraud - Wire	0	0	0	0	
Statutory Rape	0	0	Fraud - Identity Theft	0	0	0	0	
Kidnapping/Abduction	0	0	Fraud - Computer Hacking/Invasion	0	0	0	0	
Commercial Sex Acts	0	0	Robbery	0	0	0	0	
Involuntary Servitude	0	0	Theft - Pocket-picking	0	0	0	0	
Total	3	3	Theft - Purse Snatching	0	0	0	0	
			Theft - Shoplifting	0	0	0	0	
			Theft From Building	0	0	0	0	
			Theft From Coin Machine	0	0	0	0	
			Theft From Motor Vehicle	0	0	0	0	
			Theft of Motor Vehicle Parts	0	0	0	0	
			Theft - All Other Larceny	0	0	0	0	
			Motor Vehicle Theft	0	0	0	0	
			Stolen Property Offenses	0	0	0	0	
			Crimes Against Society					
			Animal Cruelty	0	0	0	0	
			Drug/Narcotic Violations	1	1	1	0	
			Drug/Narcotic Equipment Violations	1	1	0	0	
			Gambling - Betting/Wagering	0	0	0	0	
			Gambling - Operating/Promoting	0	0	0	0	
			Gambling - Equipment Violations	0	0	0	0	
			Gambling - Sports Tampering	0	0	0	0	
			Pornography/Obscene Material	0	0	0	0	
			Prostitution	0	0	0	0	
			Prostitution Assisting/Promoting	0	0	0	0	
			Purchasing Prostitution	0	0	0	0	
			Weapon Law Violations	0	0	0	0	
			Total Group B Arrests	1	0			

Crime in Tennessee 2017

(*) Offenses are counted using the FBI Units of Count for Crime

(**) The 'Arrests' column shows arrests made for incidents during the selected period, regardless of arrest date. Arrest counts for the same period may change over time.

Townsend Police Department - NIBRS Agency Crime Overview - 2017

2016 Population Estimate		444	Offenses (*)		Arrests (**)	
Offense Overview			Reported	Cleared	Adult	Juvenile
Group A Offenses						
Crimes Against Persons						
Offense Total	40		0	0	0	0
Number Cleared	6		0	0	0	0
Percent Cleared	15.00 %		0	0	0	0
Group A Crimes per 100,000 population	9,009.0		0	0	0	0
Murder			0	0	0	0
Negligent Manslaughter			0	0	0	0
Negligent Vehicular Manslaughter			0	0	0	0
Kidnapping/Abduction			0	0	0	0
Forcible Rape			0	0	0	0
Forcible Sodomy			0	0	0	0
Sexual Assault W/Object			0	0	0	0
Forcible Fondling			0	0	0	0
Incest			0	0	0	0
Statutory Rape			0	0	0	0
Aggravated Assault			0	0	0	0
Simple Assault			4	0	0	0
Intimidation			0	0	0	0
Stalking			0	0	0	0
Commercial Sex Acts			0	0	0	0
Involuntary Servitude			0	0	0	0
Crimes Against Property						
Arson			0	0	0	0
Bribery			0	0	0	0
Burglary			5	0	0	0
Counterfeiting/Forgery			1	1	1	0
Destruction/Damage/Vandalism			3	0	0	0
Embezzlement			0	0	0	0
Extortion/Blackmail			0	0	0	0
Fraud - False Pretenses			0	0	0	0
Fraud - Credit Card/ATM			2	0	0	0
Fraud - Impersonation			0	0	0	0
Fraud - Welfare			0	0	0	0
Fraud - Wire			0	0	0	0
Fraud - Identity Theft			0	0	0	0
Fraud - Computer Hacking/Invasion			0	0	0	0
Robbery			0	0	0	0
Theft - Pocket-picking			0	0	0	0
Theft - Purse Snatching			0	0	0	0
Theft - Shoplifting			2	2	2	0
Theft From Building			4	1	1	0
Theft From Coin Machine			4	0	0	0
Theft From Motor Vehicle			5	0	0	0
Theft of Motor Vehicle Parts			1	0	0	0
Theft - All Other Larceny			6	0	0	0
Motor Vehicle Theft			1	0	0	0
Stolen Property Offenses			0	0	0	0
Crimes Against Society						
Animal Cruelty			0	0	0	0
Drug/Narcotic Violations			2	2	2	0
Drug/Narcotic Equipment Violations			0	0	0	0
Gambling - Betting/Wagering			0	0	0	0
Gambling - Operating/Promoting			0	0	0	0
Gambling - Equipment Violations			0	0	0	0
Gambling - Sports Tampering			0	0	0	0
Pornography/Obscene Material			0	0	0	0
Prostitution			0	0	0	0
Prostitution Assisting/Promoting			0	0	0	0
Purchasing Prostitution			0	0	0	0
Weapon Law Violations			0	0	0	0
Total Group A Offenses			40	6	6	0
Domestic Violence Victims						
Offense	Reported	Cleared				
Murder	0	0				
Aggravated Assault	0	0				
Simple Assault	1	0				
Intimidation	0	0				
Stalking	0	0				
Forcible Rape	0	0				
Forcible Sodomy	0	0				
Sexual Assault W/Object	0	0				
Forcible Fondling	0	0				
Incest	0	0				
Statutory Rape	0	0				
Kidnapping/Abduction	0	0				
Commercial Sex Acts	0	0				
Involuntary Servitude	0	0				
Total	1	0				
Group B Arrests						
Offense	Adult	Juvenile				
Bad Checks	0	0				
Curfew/Vagrancy	0	0				
Disorderly Conduct	0	0				
DUI	2	0				
Drunkenness	4	0				
Family-Non Violent	0	0				
Liquor Law Violations	0	0				
Peeping Tom	0	0				
Trespass	0	0				
All Other Offenses	3	0				
Total Group B	9	0				

Crime in Tennessee 2017

(*) Offenses are counted using the FBI Units of Count for Crime

(**) The 'Arrests' column shows arrests made for incidents during the selected period, regardless of arrest date. Arrest counts for the same period may change over time.

Tracy City Police Department - NIBRS Agency Crime Overview - 2017

2016 Population Estimate		1,425		Offenses (*)		Arrests (**)	
Offense Overview		Group A Offenses		Reported	Cleared	Adult	Juvenile
Offense Total	147	Crimes Against Persons					
Number Cleared	80	Murder		0	0	0	0
Percent Cleared	54.42 %	Negligent Manslaughter		0	0	0	0
Group A Crimes per 100,000 population	10,315.8	Negligent Vehicular Manslaughter		0	0	0	0
		Kidnapping/Abduction		1	1	0	0
		Forcible Rape		0	0	0	0
		Forcible Sodomy		0	0	0	0
		Sexual Assault W/Object		0	0	0	0
		Forcible Fondling		1	0	0	0
		Incest		0	0	0	0
		Statutory Rape		0	0	0	0
		Aggravated Assault		9	7	6	0
		Simple Assault		23	15	8	0
		Intimidation		4	0	0	0
		Stalking		0	0	0	0
		Commercial Sex Acts		0	0	0	0
		Involuntary Servitude		0	0	0	0
		Crimes Against Property					
		Arson		1	1	1	0
		Bribery		0	0	0	0
		Burglary		8	3	3	0
		Counterfeiting/Forgery		2	0	0	0
		Destruction/Damage/Vandalism		18	5	3	0
		Embezzlement		0	0	0	0
		Extortion/Blackmail		1	0	0	0
		Fraud - False Pretenses		1	0	0	0
		Fraud - Credit Card/ATM		1	0	0	0
		Fraud - Impersonation		0	0	0	0
		Fraud - Welfare		0	0	0	0
		Fraud - Wire		0	0	0	0
		Fraud - Identity Theft		0	0	0	0
		Fraud - Computer Hacking/Invasion		0	0	0	0
		Robbery		0	0	0	0
		Theft - Pocket-picking		0	0	0	0
		Theft - Purse Snatching		0	0	0	0
		Theft - Shoplifting		4	3	3	0
		Theft From Building		4	2	1	0
		Theft From Coin Machine		0	0	0	0
		Theft From Motor Vehicle		3	1	0	0
		Theft of Motor Vehicle Parts		2	0	0	0
		Theft - All Other Larceny		15	6	7	0
		Motor Vehicle Theft		8	0	0	0
		Stolen Property Offenses		0	0	0	0
		Crimes Against Society					
		Animal Cruelty		0	0	0	0
		Drug/Narcotic Violations		23	22	22	0
		Drug/Narcotic Equipment Violations		14	11	10	0
		Gambling - Betting/Wagering		0	0	0	0
		Gambling - Operating/Promoting		0	0	0	0
		Gambling - Equipment Violations		0	0	0	0
		Gambling - Sports Tampering		0	0	0	0
		Pornography/Obscene Material		0	0	0	0
		Prostitution		0	0	0	0
		Prostitution Assisting/Promoting		0	0	0	0
		Purchasing Prostitution		0	0	0	0
		Weapon Law Violations		4	3	1	0
		Total Group A Offenses		147	80	65	0

Domestic Violence Victims		Reported	Cleared
Murder	0	0	0
Aggravated Assault	4	3	3
Simple Assault	12	8	8
Intimidation	2	0	0
Stalking	0	0	0
Forcible Rape	0	0	0
Forcible Sodomy	0	0	0
Sexual Assault W/Object	0	0	0
Forcible Fondling	1	0	0
Incest	0	0	0
Statutory Rape	0	0	0
Kidnapping/Abduction	1	1	1
Commercial Sex Acts	0	0	0
Involuntary Servitude	0	0	0
Total	20	12	12

Group B Arrests		
Offense	Adult	Juvenile
Bad Checks	0	0
Curfew/Vagrancy	0	0
Disorderly Conduct	3	0
DUI	7	0
Drunkenness	1	0
Family-Non Violent	0	0
Liquor Law Violations	1	3
Peeping Tom	0	0
Trespass	2	0
All Other Offenses	8	0
Total Group B	22	3

Crime in Tennessee 2017

(*) Offenses are counted using the FBI Units of Count for Crime

(**) The 'Arrests' column shows arrests made for incidents during the selected period, regardless of arrest date. Arrest counts for the same period may change over time.

Trenton Police Department - NIBRS Agency Crime Overview - 2017

2016 Population Estimate		4,140		Offenses (*)		Arrests (**)		
Offense Overview				Reported	Cleared	Adult	Juvenile	
Offense Total	153	Group A Offenses						
Number Cleared	44	Crimes Against Persons						
Percent Cleared	28.76 %	Murder		0	0	0	0	
Group A Crimes per 100,000 population	3,695.7	Negligent Manslaughter		0	0	0	0	
		Negligent Vehicular Manslaughter		0	0	0	0	
		Kidnapping/Abduction		0	0	0	0	
		Forcible Rape		1	0	0	0	
		Forcible Sodomy		0	0	0	0	
		Sexual Assault W/Object		0	0	0	0	
		Forcible Fondling		1	0	0	0	
		Incest		0	0	0	0	
		Statutory Rape		0	0	0	0	
		Aggravated Assault		15	5	4	1	
		Simple Assault		29	12	11	0	
		Intimidation		16	1	1	0	
		Stalking		0	0	0	0	
		Commercial Sex Acts		0	0	0	0	
		Involuntary Servitude		0	0	0	0	
		Crimes Against Property						
		Arson		0	0	0	0	
		Bribery		0	0	0	0	
		Burglary		6	0	0	0	
		Counterfeiting/Forgery		0	0	0	0	
		Destruction/Damage/Vandalism		10	4	3	0	
		Embezzlement		0	0	0	0	
		Extortion/Blackmail		0	0	0	0	
		Fraud - False Pretenses		5	0	0	0	
		Fraud - Credit Card/ATM		0	0	0	0	
		Fraud - Impersonation		0	0	0	0	
		Fraud - Welfare		0	0	0	0	
		Fraud - Wire		0	0	0	0	
		Fraud - Identity Theft		0	0	0	0	
		Fraud - Computer Hacking/Invasion		0	0	0	0	
		Robbery		0	0	0	0	
		Theft - Pocket-picking		0	0	0	0	
		Theft - Purse Snatching		0	0	0	0	
		Theft - Shoplifting		4	1	1	0	
		Theft From Building		17	6	3	3	
		Theft From Coin Machine		0	0	0	0	
		Theft From Motor Vehicle		8	0	0	0	
		Theft of Motor Vehicle Parts		0	0	0	0	
		Theft - All Other Larceny		26	0	0	0	
		Motor Vehicle Theft		0	0	0	0	
		Stolen Property Offenses		0	0	0	0	
		Crimes Against Society						
		Animal Cruelty		0	0	0	0	
		Drug/Narcotic Violations		10	10	11	0	
		Drug/Narcotic Equipment Violations		4	4	3	0	
		Gambling - Betting/Wagering		0	0	0	0	
		Gambling - Operating/Promoting		0	0	0	0	
		Gambling - Equipment Violations		0	0	0	0	
		Gambling - Sports Tampering		0	0	0	0	
		Pornography/Obscene Material		0	0	0	0	
		Prostitution		0	0	0	0	
		Prostitution Assisting/Promoting		0	0	0	0	
		Purchasing Prostitution		0	0	0	0	
		Weapon Law Violations		1	1	1	0	
		Total Group A Offenses		153	44	38	4	
Domestic Violence Victims								
Offense	Reported	Cleared						
Murder	0	0	Burglary	6	0	0	0	
Aggravated Assault	4	1	Counterfeiting/Forgery	0	0	0	0	
Simple Assault	15	9	Destruction/Damage/Vandalism	10	4	3	0	
Intimidation	3	0	Embezzlement	0	0	0	0	
Stalking	0	0	Extortion/Blackmail	0	0	0	0	
Forcible Rape	0	0	Fraud - False Pretenses	5	0	0	0	
Forcible Sodomy	0	0	Fraud - Credit Card/ATM	0	0	0	0	
Sexual Assault W/Object	0	0	Fraud - Impersonation	0	0	0	0	
Forcible Fondling	0	0	Fraud - Welfare	0	0	0	0	
Incest	0	0	Fraud - Wire	0	0	0	0	
Statutory Rape	0	0	Fraud - Identity Theft	0	0	0	0	
Kidnapping/Abduction	0	0	Fraud - Computer Hacking/Invasion	0	0	0	0	
Commercial Sex Acts	0	0	Robbery	0	0	0	0	
Involuntary Servitude	0	0	Theft - Pocket-picking	0	0	0	0	
Total	22	10	Theft - Purse Snatching	0	0	0	0	
Group B Arrests								
Offense	Adult	Juvenile						
Bad Checks	6	0	Theft - Shoplifting	4	1	1	0	
Curfew/Vagrancy	0	0	Theft From Building	17	6	3	3	
Disorderly Conduct	1	0	Theft From Coin Machine	0	0	0	0	
DUI	11	0	Theft From Motor Vehicle	8	0	0	0	
Drunkenness	3	0	Theft of Motor Vehicle Parts	0	0	0	0	
Family-Non Violent	0	0	Theft - All Other Larceny	26	0	0	0	
Liquor Law Violations	0	0	Motor Vehicle Theft	0	0	0	0	
Peeping Tom	0	0	Stolen Property Offenses	0	0	0	0	
Trespass	0	0	Crimes Against Society					
All Other Offenses	56	1	Animal Cruelty	0	0	0	0	
Total Group B	77	1	Drug/Narcotic Violations	10	10	11	0	
			Drug/Narcotic Equipment Violations	4	4	3	0	
			Gambling - Betting/Wagering	0	0	0	0	
			Gambling - Operating/Promoting	0	0	0	0	
			Gambling - Equipment Violations	0	0	0	0	
			Gambling - Sports Tampering	0	0	0	0	
			Pornography/Obscene Material	0	0	0	0	
			Prostitution	0	0	0	0	
			Prostitution Assisting/Promoting	0	0	0	0	
			Purchasing Prostitution	0	0	0	0	
			Weapon Law Violations	1	1	1	0	
			Total Group A Offenses	153	44	38	4	

Crime in Tennessee 2017

(*) Offenses are counted using the FBI Units of Count for Crime

(**) The 'Arrests' column shows arrests made for incidents during the selected period, regardless of arrest date. Arrest counts for the same period may change over time.

Trimble Police Department - NIBRS Agency Crime Overview - 2017

2016 Population Estimate		622		Offenses (*)		Arrests (**)	
Offense Overview		Group A Offenses		Reported	Cleared	Adult	Juvenile
Offense Total	4	Crimes Against Persons					
Number Cleared	3	Murder		0	0	0	0
Percent Cleared	75.00 %	Negligent Manslaughter		0	0	0	0
Group A Crimes per 100,000 population	643.1	Negligent Vehicular Manslaughter		0	0	0	0
		Kidnapping/Abduction		0	0	0	0
		Forcible Rape		0	0	0	0
		Forcible Sodomy		0	0	0	0
		Sexual Assault W/Object		0	0	0	0
		Forcible Fondling		0	0	0	0
		Incest		0	0	0	0
		Statutory Rape		0	0	0	0
		Aggravated Assault		0	0	0	0
		Simple Assault		1	1	1	0
		Intimidation		0	0	0	0
		Stalking		0	0	0	0
		Commercial Sex Acts		0	0	0	0
		Involuntary Servitude		0	0	0	0
		Crimes Against Property					
		Arson		1	1	0	3
		Bribery		0	0	0	0
		Burglary		1	0	0	0
		Counterfeiting/Forgery		0	0	0	0
		Destruction/Damage/Vandalism		1	1	0	0
		Embezzlement		0	0	0	0
		Extortion/Blackmail		0	0	0	0
		Fraud - False Pretenses		0	0	0	0
		Fraud - Credit Card/ATM		0	0	0	0
		Fraud - Impersonation		0	0	0	0
		Fraud - Welfare		0	0	0	0
		Fraud - Wire		0	0	0	0
		Fraud - Identity Theft		0	0	0	0
		Fraud - Computer Hacking/Invasion		0	0	0	0
		Robbery		0	0	0	0
		Theft - Pocket-picking		0	0	0	0
		Theft - Purse Snatching		0	0	0	0
		Theft - Shoplifting		0	0	0	0
		Theft From Building		0	0	0	0
		Theft From Coin Machine		0	0	0	0
		Theft From Motor Vehicle		0	0	0	0
		Theft of Motor Vehicle Parts		0	0	0	0
		Theft - All Other Larceny		0	0	0	0
		Motor Vehicle Theft		0	0	0	0
		Stolen Property Offenses		0	0	0	0
		Crimes Against Society					
		Animal Cruelty		0	0	0	0
		Drug/Narcotic Violations		0	0	0	0
		Drug/Narcotic Equipment Violations		0	0	0	0
		Gambling - Betting/Wagering		0	0	0	0
		Gambling - Operating/Promoting		0	0	0	0
		Gambling - Equipment Violations		0	0	0	0
		Gambling - Sports Tampering		0	0	0	0
		Pornography/Obscene Material		0	0	0	0
		Prostitution		0	0	0	0
		Prostitution Assisting/Promoting		0	0	0	0
		Purchasing Prostitution		0	0	0	0
		Weapon Law Violations		0	0	0	0
		Total Group A Offenses		4	3	1	3
Domestic Violence Victims							
Offense	Reported	Cleared	Offense	Reported	Cleared	Adult	Juvenile
Murder	0	0	Burglary	1	0	0	0
Aggravated Assault	0	0	Counterfeiting/Forgery	0	0	0	0
Simple Assault	1	1	Destruction/Damage/Vandalism	1	1	0	0
Intimidation	0	0	Embezzlement	0	0	0	0
Stalking	0	0	Extortion/Blackmail	0	0	0	0
Forcible Rape	0	0	Fraud - False Pretenses	0	0	0	0
Forcible Sodomy	0	0	Fraud - Credit Card/ATM	0	0	0	0
Sexual Assault W/Object	0	0	Fraud - Impersonation	0	0	0	0
Forcible Fondling	0	0	Fraud - Welfare	0	0	0	0
Incest	0	0	Fraud - Wire	0	0	0	0
Statutory Rape	0	0	Fraud - Identity Theft	0	0	0	0
Kidnapping/Abduction	0	0	Fraud - Computer Hacking/Invasion	0	0	0	0
Commercial Sex Acts	0	0	Robbery	0	0	0	0
Involuntary Servitude	0	0	Theft - Pocket-picking	0	0	0	0
Total	1	1	Theft - Purse Snatching	0	0	0	0
			Theft - Shoplifting	0	0	0	0
			Theft From Building	0	0	0	0
			Theft From Coin Machine	0	0	0	0
			Theft From Motor Vehicle	0	0	0	0
			Theft of Motor Vehicle Parts	0	0	0	0
			Theft - All Other Larceny	0	0	0	0
			Motor Vehicle Theft	0	0	0	0
			Stolen Property Offenses	0	0	0	0
			Crimes Against Society				
			Animal Cruelty	0	0	0	0
			Drug/Narcotic Violations	0	0	0	0
			Drug/Narcotic Equipment Violations	0	0	0	0
			Gambling - Betting/Wagering	0	0	0	0
			Gambling - Operating/Promoting	0	0	0	0
			Gambling - Equipment Violations	0	0	0	0
			Gambling - Sports Tampering	0	0	0	0
			Pornography/Obscene Material	0	0	0	0
			Prostitution	0	0	0	0
			Prostitution Assisting/Promoting	0	0	0	0
			Purchasing Prostitution	0	0	0	0
			Weapon Law Violations	0	0	0	0
			Total Group B Arrests	0	1		

Crime in Tennessee 2017

(*) Offenses are counted using the FBI Units of Count for Crime

(**) The 'Arrests' column shows arrests made for incidents during the selected period, regardless of arrest date. Arrest counts for the same period may change over time.

Troy Police Department - NIBRS Agency Crime Overview - 2017

2016 Population Estimate		1,285	Offenses (*)		Arrests (**)	
Offense Overview			Reported	Cleared	Adult	Juvenile
Offense Total	64		0	0	0	0
Number Cleared	48		0	0	0	0
Percent Cleared	75.00 %		0	0	0	0
Group A Crimes per 100,000 population	4,980.5		0	0	0	0
Arrest Overview			0	0	0	0
Total Arrests	41		0	0	0	0
Adult Arrests	38		0	0	0	0
Juvenile Arrests	3		1	1	1	0
Unknown Age	0		17	16	7	2
Arrests per 100,000 population	3,190.7		1	1	0	0
Average number offenses/incident	1.21		0	0	0	0
Domestic Violence Victims			0	0	0	0
Offense	Reported	Cleared	Crimes Against Property			
Murder	0	0	Arson	0	0	0
Aggravated Assault	0	0	Bribery	0	0	0
Simple Assault	14	13	Burglary	5	1	1
Intimidation	1	1	Counterfeiting/Forgery	1	1	1
Stalking	0	0	Destruction/Damage/Vandalism	3	1	1
Forcible Rape	0	0	Embezzlement	1	0	0
Forcible Sodomy	0	0	Extortion/Blackmail	0	0	0
Sexual Assault W/Object	0	0	Fraud - False Pretenses	1	0	0
Forcible Fondling	0	0	Fraud - Credit Card/ATM	0	0	0
Incest	0	0	Fraud - Impersonation	2	1	1
Statutory Rape	0	0	Fraud - Welfare	0	0	0
Kidnapping/Abduction	0	0	Fraud - Wire	0	0	0
Commercial Sex Acts	0	0	Fraud - Identity Theft	0	0	0
Involuntary Servitude	0	0	Fraud - Computer Hacking/Invasion	0	0	0
Total	15	14	Robbery	0	0	0
Group B Arrests			Theft - Pocket-picking	0	0	0
Offense	Adult	Juvenile	Theft - Purse Snatching	0	0	0
Bad Checks	0	0	Theft - Shoplifting	8	7	8
Curfew/Vagrancy	0	0	Theft From Building	1	1	0
Disorderly Conduct	1	0	Theft From Coin Machine	0	0	0
DUI	3	0	Theft From Motor Vehicle	6	3	1
Drunkenness	2	0	Theft of Motor Vehicle Parts	0	0	0
Family-Non Violent	0	0	Theft - All Other Larceny	2	0	0
Liquor Law Violations	1	0	Motor Vehicle Theft	0	0	0
Peeping Tom	0	0	Stolen Property Offenses	0	0	0
Trespass	1	0	Crimes Against Society			
All Other Offenses	1	0	Animal Cruelty	0	0	0
Total Group B	9	0	Drug/Narcotic Violations	10	10	6
			Drug/Narcotic Equipment Violations	5	5	2
			Gambling - Betting/Wagering	0	0	0
			Gambling - Operating/Promoting	0	0	0
			Gambling - Equipment Violations	0	0	0
			Gambling - Sports Tampering	0	0	0
			Pornography/Obscene Material	0	0	0
			Prostitution	0	0	0
			Prostitution Assisting/Promoting	0	0	0
			Purchasing Prostitution	0	0	0
			Weapon Law Violations	0	0	0
			Total Group A Offenses	64	48	29
						3

Crime in Tennessee 2017

(*) Offenses are counted using the FBI Units of Count for Crime

(**) The 'Arrests' column shows arrests made for incidents during the selected period, regardless of arrest date. Arrest counts for the same period may change over time.

Tulahoma Police Department - NIBRS Agency Crime Overview - 2017

2016 Population Estimate	19,273	Offenses (*)		Arrests (**)		
		Reported	Cleared	Adult	Juvenile	
Offense Overview		Group A Offenses				
		Crimes Against Persons				
Offense Total	1,727	Murder	1	1	1	0
Number Cleared	783	Negligent Manslaughter	0	0	0	0
Percent Cleared	45.34 %	Negligent Vehicular Manslaughter	0	0	0	0
Group A Crimes per 100,000 population	8,960.7	Kidnapping/Abduction	4	2	0	0
		Forcible Rape	4	3	2	0
		Forcible Sodomy	2	0	0	0
		Sexual Assault W/Object	0	0	0	0
Arrest Overview		Forcible Fondling	5	2	2	0
Total Arrests	891	Incest	0	0	0	0
Adult Arrests	808	Statutory Rape	2	1	1	0
Juvenile Arrests	83	Aggravated Assault	103	55	42	5
Unknown Age	0	Simple Assault	321	176	141	14
Arrests per 100,000 population	4,623.0	Intimidation	39	11	9	1
		Stalking	1	0	0	0
		Commercial Sex Acts	0	0	0	0
Average number offenses/incident	1.18	Involuntary Servitude	0	0	0	0
		Crimes Against Property				
Domestic Violence Victims		Arson	6	1	1	0
Offense	Reported	Cleared	Bribery	0	0	0
Murder	0	0	Burglary	121	21	16
Aggravated Assault	44	25	Counterfeiting/Forgery	22	3	1
Simple Assault	199	116	Destruction/Damage/Vandalism	130	20	9
Intimidation	13	8	Embezzlement	8	4	3
Stalking	0	0	Extortion/Blackmail	0	0	0
Forcible Rape	1	0	Fraud - False Pretenses	72	22	16
Forcible Sodomy	0	0	Fraud - Credit Card/ATM	32	14	9
Sexual Assault W/Object	0	0	Fraud - Impersonation	9	5	5
Forcible Fondling	2	1	Fraud - Welfare	0	0	0
Incest	0	0	Fraud - Wire	0	0	0
Statutory Rape	0	0	Fraud - Identity Theft	0	0	0
Kidnapping/Abduction	2	2	Fraud - Computer Hacking/Invasion	0	0	0
Commercial Sex Acts	0	0	Robbery	8	2	3
Involuntary Servitude	0	0	Theft - Pocket-picking	1	1	0
Total	261	152	Theft - Purse Snatching	0	0	0
			Theft - Shoplifting	183	112	109
Group B Arrests			Theft From Building	96	15	5
Offense	Adult	Juvenile	Theft From Coin Machine	0	0	0
Bad Checks	0	0	Theft From Motor Vehicle	90	5	2
Curfew/Vagrancy	0	3	Theft of Motor Vehicle Parts	24	1	0
Disorderly Conduct	34	2	Theft - All Other Larceny	72	13	6
DUI	64	1	Motor Vehicle Theft	32	12	5
Drunkenness	85	0	Stolen Property Offenses	1	1	1
Family-Non Violent	0	0	Crimes Against Society			
Liquor Law Violations	10	10	Animal Cruelty	0	0	0
Peeping Tom	0	0	Drug/Narcotic Violations	204	156	143
Trespass	16	0	Drug/Narcotic Equipment Violations	112	103	21
All Other Offenses	36	7	Gambling - Betting/Wagering	0	0	0
Total Group B	245	23	Gambling - Operating/Promoting	0	0	0
			Gambling - Equipment Violations	0	0	0
			Gambling - Sports Tampering	0	0	0
			Pornography/Obscene Material	0	0	0
			Prostitution	2	2	1
			Prostitution Assisting/Promoting	0	0	0
			Purchasing Prostitution	0	0	0
			Weapon Law Violations	20	19	9
			Total Group A Offenses	1,727	783	563
						60

Crime in Tennessee 2017

(*) Offenses are counted using the FBI Units of Count for Crime

(**) The 'Arrests' column shows arrests made for incidents during the selected period, regardless of arrest date. Arrest counts for the same period may change over time.

Tusculum Police Department - NIBRS Agency Crime Overview - 2017

2016 Population Estimate		2,670		Offenses (*)		Arrests (**)		
Offense Overview		Group A Offenses		Reported	Cleared	Adult	Juvenile	
Offense Total	28	Crimes Against Persons						
Number Cleared	20	Murder		0	0	0	0	
Percent Cleared	71.43 %	Negligent Manslaughter		0	0	0	0	
Group A Crimes per 100,000 population	1,048.7	Negligent Vehicular Manslaughter		0	0	0	0	
		Kidnapping/Abduction		0	0	0	0	
		Forcible Rape		0	0	0	0	
		Forcible Sodomy		0	0	0	0	
		Sexual Assault W/Object		0	0	0	0	
		Forcible Fondling		0	0	0	0	
		Incest		0	0	0	0	
		Statutory Rape		0	0	0	0	
		Aggravated Assault		0	0	0	0	
		Simple Assault		1	1	1	0	
		Intimidation		0	0	0	0	
		Stalking		1	0	0	0	
		Commercial Sex Acts		0	0	0	0	
		Involuntary Servitude		0	0	0	0	
		Crimes Against Property						
		Arson		0	0	0	0	
		Bribery		0	0	0	0	
		Burglary		0	0	0	0	
		Counterfeiting/Forgery		0	0	0	0	
		Destruction/Damage/Vandalism		0	0	0	0	
		Embezzlement		0	0	0	0	
		Extortion/Blackmail		0	0	0	0	
		Fraud - False Pretenses		0	0	0	0	
		Fraud - Credit Card/ATM		0	0	0	0	
		Fraud - Impersonation		0	0	0	0	
		Fraud - Welfare		0	0	0	0	
		Fraud - Wire		0	0	0	0	
		Fraud - Identity Theft		0	0	0	0	
		Fraud - Computer Hacking/Invasion		0	0	0	0	
		Robbery		0	0	0	0	
		Theft - Pocket-picking		0	0	0	0	
		Theft - Purse Snatching		0	0	0	0	
		Theft - Shoplifting		0	0	0	0	
		Theft From Building		2	1	1	0	
		Theft From Coin Machine		0	0	0	0	
		Theft From Motor Vehicle		4	0	0	0	
		Theft of Motor Vehicle Parts		1	0	0	0	
		Theft - All Other Larceny		0	0	0	0	
		Motor Vehicle Theft		1	0	0	0	
		Stolen Property Offenses		0	0	0	0	
		Crimes Against Society						
		Animal Cruelty		0	0	0	0	
		Drug/Narcotic Violations		10	10	10	0	
		Drug/Narcotic Equipment Violations		6	6	3	0	
		Gambling - Betting/Wagering		0	0	0	0	
		Gambling - Operating/Promoting		0	0	0	0	
		Gambling - Equipment Violations		0	0	0	0	
		Gambling - Sports Tampering		0	0	0	0	
		Pornography/Obscene Material		0	0	0	0	
		Prostitution		0	0	0	0	
		Prostitution Assisting/Promoting		0	0	0	0	
		Purchasing Prostitution		0	0	0	0	
		Weapon Law Violations		2	2	1	0	
		Total Group A Offenses		28	20	16	0	
Domestic Violence Victims								
Offense	Reported	Cleared						
Murder	0	0						
Aggravated Assault	0	0						
Simple Assault	1	1						
Intimidation	0	0						
Stalking	0	0						
Forcible Rape	0	0						
Forcible Sodomy	0	0						
Sexual Assault W/Object	0	0						
Forcible Fondling	0	0						
Incest	0	0						
Statutory Rape	0	0						
Kidnapping/Abduction	0	0						
Commercial Sex Acts	0	0						
Involuntary Servitude	0	0						
Total	1	1						
Group B Arrests								
Offense	Adult	Juvenile						
Bad Checks	0	0						
Curfew/Vagrancy	0	0						
Disorderly Conduct	1	0						
DUI	3	0						
Drunkenness	14	4						
Family-Non Violent	0	0						
Liquor Law Violations	0	0						
Peeping Tom	0	0						
Trespass	0	0						
All Other Offenses	1	0						
Total Group B	19	4						

Crime in Tennessee 2017

(*) Offenses are counted using the FBI Units of Count for Crime

(**) The 'Arrests' column shows arrests made for incidents during the selected period, regardless of arrest date. Arrest counts for the same period may change over time.

Union City Police Department - NIBRS Agency Crime Overview - 2017

2016 Population Estimate		10,589	Offenses (*)		Arrests (**)	
Offense Overview			Reported	Cleared	Adult	Juvenile
Group A Offenses						
Crimes Against Persons						
Offense Total	1,649		2	1	1	0
Number Cleared	763		0	0	0	0
Percent Cleared	46.27 %		0	0	0	0
Group A Crimes per 100,000 population	15,572.8		2	2	1	0
			4	0	0	0
			2	2	1	0
			2	2	2	0
			4	2	1	0
			1	1	1	0
			0	0	0	0
			73	50	37	2
			228	146	101	4
			83	23	9	0
			8	3	3	0
			0	0	0	0
			0	0	0	0
			Crimes Against Property			
			3	0	0	0
			0	0	0	0
			133	26	13	4
			47	11	9	0
			126	21	6	0
			8	6	6	0
			0	0	0	0
			78	24	13	0
			14	7	6	0
			6	6	5	0
			0	0	0	0
			0	0	0	0
			1	0	0	0
			0	0	0	0
			0	0	0	0
			8	1	2	0
			0	0	0	0
			0	0	0	0
			212	113	119	3
			105	12	4	0
			6	1	2	0
			51	5	5	0
			16	0	0	0
			108	16	8	0
			29	15	6	0
			6	4	2	0
			Crimes Against Society			
			22	20	23	0
			151	142	142	13
			77	74	22	0
			1	0	0	0
			0	0	0	0
			1	1	0	0
			0	0	0	0
			3	0	0	0
			0	0	0	0
			0	0	0	0
			1	1	0	0
			0	0	0	0
			27	25	15	0
			1,649	763	565	26
Group B Arrests						
Offense	Adult	Juvenile				
Bad Checks	5	0				
Curfew/Vagrancy	0	7				
Disorderly Conduct	11	2				
DUI	37	0				
Drunkenness	84	0				
Family-Non Violent	4	0				
Liquor Law Violations	18	2				
Peeping Tom	0	0				
Trespass	43	0				
All Other Offenses	111	14				
Total Group B	313	25				

Crime in Tennessee 2017

(*) Offenses are counted using the FBI Units of Count for Crime

(**) The 'Arrests' column shows arrests made for incidents during the selected period, regardless of arrest date. Arrest counts for the same period may change over time.

Vonore City Police Department - NIBRS Agency Crime Overview - 2017

2016 Population Estimate	1,502			Offenses (*)		Arrests (**)	
				Reported	Cleared	Adult	Juvenile
Offense Overview			Group A Offenses				
			Crimes Against Persons				
Offense Total	279		Murder	0	0	0	0
Number Cleared	145		Negligent Manslaughter	0	0	0	0
Percent Cleared	51.97 %		Negligent Vehicular Manslaughter	0	0	0	0
Group A Crimes per 100,000 population	18,575.2		Kidnapping/Abduction	1	0	0	0
			Forcible Rape	0	0	0	0
			Forcible Sodomy	0	0	0	0
			Sexual Assault W/Object	0	0	0	0
Arrest Overview			Forcible Fondling	2	0	0	0
Total Arrests	141		Incest	0	0	0	0
Adult Arrests	139		Statutory Rape	0	0	0	0
Juvenile Arrests	2		Aggravated Assault	7	5	5	0
Unknown Age	0		Simple Assault	30	15	12	0
Arrests per 100,000 population	9,387.5		Intimidation	25	0	0	0
			Stalking	0	0	0	0
			Commercial Sex Acts	0	0	0	0
Average number offenses/incident	1.23		Involuntary Servitude	0	0	0	0
			Crimes Against Property				
Domestic Violence Victims			Arson	0	0	0	0
Offense	Reported	Cleared	Bribery	0	0	0	0
Murder	0	0	Burglary	10	0	0	0
Aggravated Assault	3	3	Counterfeiting/Forgery	3	0	0	0
Simple Assault	21	13	Destruction/Damage/Vandalism	15	2	1	0
Intimidation	7	0	Embezzlement	1	0	0	0
Stalking	0	0	Extortion/Blackmail	1	0	0	0
Forcible Rape	0	0	Fraud - False Pretenses	3	0	0	0
Forcible Sodomy	0	0	Fraud - Credit Card/ATM	7	0	0	0
Sexual Assault W/Object	0	0	Fraud - Impersonation	1	0	0	0
Forcible Fondling	0	0	Fraud - Welfare	0	0	0	0
Incest	0	0	Fraud - Wire	0	0	0	0
Statutory Rape	0	0	Fraud - Identity Theft	0	0	0	0
Kidnapping/Abduction	1	0	Fraud - Computer Hacking/Invasion	0	0	0	0
Commercial Sex Acts	0	0	Robbery	0	0	0	0
Involuntary Servitude	0	0	Theft - Pocket-picking	0	0	0	0
Total	32	16	Theft - Purse Snatching	0	0	0	0
			Theft - Shoplifting	9	2	1	0
Group B Arrests			Theft From Building	13	0	0	0
Offense	Adult	Juvenile	Theft From Coin Machine	0	0	0	0
Bad Checks	0	0	Theft From Motor Vehicle	2	0	0	0
Curfew/Vagrancy	0	0	Theft of Motor Vehicle Parts	4	0	0	0
Disorderly Conduct	0	0	Theft - All Other Larceny	13	2	2	0
DUI	15	0	Motor Vehicle Theft	7	1	2	0
Drunkenness	1	0	Stolen Property Offenses	2	2	1	1
Family-Non Violent	0	0	Crimes Against Society				
Liquor Law Violations	1	0	Animal Cruelty	0	0	0	0
Peeping Tom	0	0	Drug/Narcotic Violations	68	65	71	1
Trespass	0	0	Drug/Narcotic Equipment Violations	51	48	22	0
All Other Offenses	3	0	Gambling - Betting/Wagering	0	0	0	0
Total Group B	20	0	Gambling - Operating/Promoting	0	0	0	0
			Gambling - Equipment Violations	0	0	0	0
			Gambling - Sports Tampering	0	0	0	0
			Pornography/Obscene Material	0	0	0	0
			Prostitution	0	0	0	0
			Prostitution Assisting/Promoting	0	0	0	0
			Purchasing Prostitution	0	0	0	0
			Weapon Law Violations	4	3	2	0
			Total Group A Offenses	279	145	119	2

Crime in Tennessee 2017

(*) Offenses are counted using the FBI Units of Count for Crime

(**) The 'Arrests' column shows arrests made for incidents during the selected period, regardless of arrest date. Arrest counts for the same period may change over time.

Walden Police Department - NIBRS Agency Crime Overview - 2017

2016 Population Estimate		2,098	Offenses (*)		Arrests (**)	
Offense Overview			Reported	Cleared	Adult	Juvenile
Group A Offenses						
Crimes Against Persons						
Offense Total	0	Murder	0	0	0	0
Number Cleared	0	Negligent Manslaughter	0	0	0	0
Percent Cleared	0.00 %	Negligent Vehicular Manslaughter	0	0	0	0
Group A Crimes per 100,000 population	0.0	Kidnapping/Abduction	0	0	0	0
		Forcible Rape	0	0	0	0
		Forcible Sodomy	0	0	0	0
		Sexual Assault W/Object	0	0	0	0
Arrest Overview		Forcible Fondling	0	0	0	0
Total Arrests	0	Incest	0	0	0	0
Adult Arrests	0	Statutory Rape	0	0	0	0
Juvenile Arrests	0	Aggravated Assault	0	0	0	0
Unknown Age	0	Simple Assault	0	0	0	0
Arrests per 100,000 population	0.0	Intimidation	0	0	0	0
		Stalking	0	0	0	0
		Commercial Sex Acts	0	0	0	0
Average number offenses/incident	0.00	Involuntary Servitude	0	0	0	0
Domestic Violence Victims		Crimes Against Property				
Offense	Reported	Cleared	Arson	0	0	0
Murder	0	0	Bribery	0	0	0
Aggravated Assault	0	0	Burglary	0	0	0
Simple Assault	0	0	Counterfeiting/Forgery	0	0	0
Intimidation	0	0	Destruction/Damage/Vandalism	0	0	0
Stalking	0	0	Embezzlement	0	0	0
Forcible Rape	0	0	Extortion/Blackmail	0	0	0
Forcible Sodomy	0	0	Fraud - False Pretenses	0	0	0
Sexual Assault W/Object	0	0	Fraud - Credit Card/ATM	0	0	0
Forcible Fondling	0	0	Fraud - Impersonation	0	0	0
Incest	0	0	Fraud - Welfare	0	0	0
Statutory Rape	0	0	Fraud - Wire	0	0	0
Kidnapping/Abduction	0	0	Fraud - Identity Theft	0	0	0
Commercial Sex Acts	0	0	Fraud - Computer Hacking/Invasion	0	0	0
Involuntary Servitude	0	0	Robbery	0	0	0
Total	0	0	Theft - Pocket-picking	0	0	0
			Theft - Purse Snatching	0	0	0
			Theft - Shoplifting	0	0	0
Group B Arrests			Theft From Building	0	0	0
Offense	Adult	Juvenile	Theft From Coin Machine	0	0	0
Bad Checks	0	0	Theft From Motor Vehicle	0	0	0
Curfew/Vagrancy	0	0	Theft of Motor Vehicle Parts	0	0	0
Disorderly Conduct	0	0	Theft - All Other Larceny	0	0	0
DUI	0	0	Motor Vehicle Theft	0	0	0
Drunkenness	0	0	Stolen Property Offenses	0	0	0
Family-Non Violent	0	0	Crimes Against Society			
Liquor Law Violations	0	0	Animal Cruelty	0	0	0
Peeping Tom	0	0	Drug/Narcotic Violations	0	0	0
Trespass	0	0	Drug/Narcotic Equipment Violations	0	0	0
All Other Offenses	0	0	Gambling - Betting/Wagering	0	0	0
Total Group B	0	0	Gambling - Operating/Promoting	0	0	0
			Gambling - Equipment Violations	0	0	0
			Gambling - Sports Tampering	0	0	0
			Pornography/Obscene Material	0	0	0
			Prostitution	0	0	0
			Prostitution Assisting/Promoting	0	0	0
			Purchasing Prostitution	0	0	0
			Weapon Law Violations	0	0	0
			Total Group A Offenses	0	0	0

Crime in Tennessee 2017

(*) Offenses are counted using the FBI Units of Count for Crime

(**) The 'Arrests' column shows arrests made for incidents during the selected period, regardless of arrest date. Arrest counts for the same period may change over time.

Wartburg Police Department - NIBRS Agency Crime Overview - 2017

2016 Population Estimate		905	Offenses (*)		Arrests (**)		
			Reported	Cleared	Adult	Juvenile	
Offense Overview			Group A Offenses				
			Crimes Against Persons				
Offense Total	24		Murder	0	0	0	0
Number Cleared	20		Negligent Manslaughter	0	0	0	0
Percent Cleared	83.33 %		Negligent Vehicular Manslaughter	0	0	0	0
Group A Crimes per 100,000 population	2,651.9		Kidnapping/Abduction	2	2	1	0
			Forcible Rape	0	0	0	0
			Forcible Sodomy	0	0	0	0
			Sexual Assault W/Object	0	0	0	0
Arrest Overview			Forcible Fondling	0	0	0	0
Total Arrests	19		Incest	0	0	0	0
Adult Arrests	18		Statutory Rape	0	0	0	0
Juvenile Arrests	1		Aggravated Assault	1	1	0	0
Unknown Age	0		Simple Assault	0	0	0	0
Arrests per 100,000 population	2,099.4		Intimidation	0	0	0	0
			Stalking	0	0	0	0
			Commercial Sex Acts	0	0	0	0
Average number offenses/incident	1.41		Involuntary Servitude	0	0	0	0
			Crimes Against Property				
Domestic Violence Victims			Arson	0	0	0	0
Offense	Reported	Cleared	Bribery	0	0	0	0
Murder	0	0	Burglary	0	0	0	0
Aggravated Assault	0	0	Counterfeiting/Forgery	0	0	0	0
Simple Assault	0	0	Destruction/Damage/Vandalism	0	0	0	0
Intimidation	0	0	Embezzlement	0	0	0	0
Stalking	0	0	Extortion/Blackmail	0	0	0	0
Forcible Rape	0	0	Fraud - False Pretenses	0	0	0	0
Forcible Sodomy	0	0	Fraud - Credit Card/ATM	0	0	0	0
Sexual Assault W/Object	0	0	Fraud - Impersonation	0	0	0	0
Forcible Fondling	0	0	Fraud - Welfare	0	0	0	0
Incest	0	0	Fraud - Wire	0	0	0	0
Statutory Rape	0	0	Fraud - Identity Theft	0	0	0	0
Kidnapping/Abduction	0	0	Fraud - Computer Hacking/Invasion	0	0	0	0
Commercial Sex Acts	0	0	Robbery	2	2	0	0
Involuntary Servitude	0	0	Theft - Pocket-picking	0	0	0	0
Total	0	0	Theft - Purse Snatching	0	0	0	0
			Theft - Shoplifting	0	0	0	0
Group B Arrests			Theft From Building	0	0	0	0
Offense	Adult	Juvenile	Theft From Coin Machine	0	0	0	0
Bad Checks	0	0	Theft From Motor Vehicle	1	0	0	0
Curfew/Vagrancy	0	0	Theft of Motor Vehicle Parts	0	0	0	0
Disorderly Conduct	0	0	Theft - All Other Larceny	0	0	0	0
DUI	3	0	Motor Vehicle Theft	1	0	0	0
Drunkenness	0	0	Stolen Property Offenses	0	0	0	0
Family-Non Violent	0	0	Crimes Against Society				
Liquor Law Violations	0	0	Animal Cruelty	0	0	0	0
Peeping Tom	0	0	Drug/Narcotic Violations	10	9	8	1
Trespass	0	0	Drug/Narcotic Equipment Violations	7	6	5	0
All Other Offenses	1	0	Gambling - Betting/Wagering	0	0	0	0
Total Group B	4	0	Gambling - Operating/Promoting	0	0	0	0
			Gambling - Equipment Violations	0	0	0	0
			Gambling - Sports Tampering	0	0	0	0
			Pornography/Obscene Material	0	0	0	0
			Prostitution	0	0	0	0
			Prostitution Assisting/Promoting	0	0	0	0
			Purchasing Prostitution	0	0	0	0
			Weapon Law Violations	0	0	0	0
			Total Group A Offenses	24	20	14	1

Crime in Tennessee 2017

(*) Offenses are counted using the FBI Units of Count for Crime

(**) The 'Arrests' column shows arrests made for incidents during the selected period, regardless of arrest date. Arrest counts for the same period may change over time.

Wartrace Police Department - NIBRS Agency Crime Overview - 2017

2016 Population Estimate		657		Offenses (*)		Arrests (**)	
Offense Overview		Group A Offenses		Reported	Cleared	Adult	Juvenile
Offense Total		7		0	0	0	0
Number Cleared		0		0	0	0	0
Percent Cleared		0.00 %		0	0	0	0
Group A Crimes per 100,000 population		1,065.4		0	0	0	0
Arrest Overview		Group A Crimes per 100,000 population		0	0	0	0
Total Arrests		1		0	0	0	0
Adult Arrests		1		0	0	0	0
Juvenile Arrests		0		0	0	0	0
Unknown Age		0		0	0	0	0
Arrests per 100,000 population		152.2		1	0	0	0
Average number offenses/incident		1.00		0	0	0	0
Domestic Violence Victims		Crimes Against Property		0	0	0	0
Offense	Reported	Cleared	Arson	0	0	0	0
Murder	0	0	Bribery	0	0	0	0
Aggravated Assault	0	0	Burglary	1	0	0	0
Simple Assault	0	0	Counterfeiting/Forgery	0	0	0	0
Intimidation	0	0	Destruction/Damage/Vandalism	2	0	0	0
Stalking	0	0	Embezzlement	0	0	0	0
Forcible Rape	0	0	Extortion/Blackmail	0	0	0	0
Forcible Sodomy	0	0	Fraud - False Pretenses	0	0	0	0
Sexual Assault W/Object	0	0	Fraud - Credit Card/ATM	0	0	0	0
Forcible Fondling	0	0	Fraud - Impersonation	0	0	0	0
Incest	0	0	Fraud - Welfare	0	0	0	0
Statutory Rape	0	0	Fraud - Wire	0	0	0	0
Kidnapping/Abduction	0	0	Fraud - Identity Theft	0	0	0	0
Commercial Sex Acts	0	0	Fraud - Computer Hacking/Invasion	0	0	0	0
Involuntary Servitude	0	0	Robbery	0	0	0	0
Total	0	0	Theft - Pocket-picking	0	0	0	0
Group B Arrests		Crimes Against Society		0	0	0	0
Offense	Adult	Juvenile	Animal Cruelty	0	0	0	0
Bad Checks	0	0	Drug/Narcotic Violations	0	0	0	0
Curfew/Vagrancy	0	0	Drug/Narcotic Equipment Violations	0	0	0	0
Disorderly Conduct	0	0	Gambling - Betting/Wagering	0	0	0	0
DUI	0	0	Gambling - Operating/Promoting	0	0	0	0
Drunkenness	0	0	Gambling - Equipment Violations	0	0	0	0
Family-Non Violent	0	0	Gambling - Sports Tampering	0	0	0	0
Liquor Law Violations	0	0	Pornography/Obscene Material	0	0	0	0
Peeping Tom	0	0	Prostitution	0	0	0	0
Trespass	0	0	Prostitution Assisting/Promoting	0	0	0	0
All Other Offenses	1	0	Purchasing Prostitution	0	0	0	0
Total Group B	1	0	Weapon Law Violations	0	0	0	0
				7	0	0	0

Crime in Tennessee 2017

(*) Offenses are counted using the FBI Units of Count for Crime

(**) The 'Arrests' column shows arrests made for incidents during the selected period, regardless of arrest date. Arrest counts for the same period may change over time.

Watertown Police Department - NIBRS Agency Crime Overview - 2017

2016 Population Estimate		1,529		Offenses (*)		Arrests (**)	
				Reported	Cleared	Adult	Juvenile
Offense Overview				Group A Offenses			
Crimes Against Persons				Crimes Against Persons			
Offense Total	53	Murder	0	0	0	0	
Number Cleared	25	Negligent Manslaughter	0	0	0	0	
Percent Cleared	47.17 %	Negligent Vehicular Manslaughter	0	0	0	0	
Group A Crimes per 100,000 population	3,466.3	Kidnapping/Abduction	0	0	0	0	
		Forcible Rape	0	0	0	0	
		Forcible Sodomy	0	0	0	0	
		Sexual Assault W/Object	0	0	0	0	
		Forcible Fondling	0	0	0	0	
		Incest	0	0	0	0	
		Statutory Rape	0	0	0	0	
		Aggravated Assault	5	3	2	0	
		Simple Assault	17	14	15	0	
		Intimidation	0	0	0	0	
		Stalking	1	0	0	0	
		Commercial Sex Acts	0	0	0	0	
		Involuntary Servitude	0	0	0	0	
		Crimes Against Property					
		Arson	0	0	0	0	
		Bribery	0	0	0	0	
		Burglary	10	1	1	0	
		Counterfeiting/Forgery	1	0	0	0	
		Destruction/Damage/Vandalism	1	1	0	1	
		Embezzlement	0	0	0	0	
		Extortion/Blackmail	0	0	0	0	
		Fraud - False Pretenses	2	1	1	0	
		Fraud - Credit Card/ATM	1	0	0	0	
		Fraud - Impersonation	0	0	0	0	
		Fraud - Welfare	0	0	0	0	
		Fraud - Wire	0	0	0	0	
		Fraud - Identity Theft	0	0	0	0	
		Fraud - Computer Hacking/Invasion	0	0	0	0	
		Robbery	2	1	2	0	
		Theft - Pocket-picking	0	0	0	0	
		Theft - Purse Snatching	0	0	0	0	
		Theft - Shoplifting	3	2	2	0	
		Theft From Building	2	0	0	0	
		Theft From Coin Machine	0	0	0	0	
		Theft From Motor Vehicle	1	0	0	0	
		Theft of Motor Vehicle Parts	0	0	0	0	
		Theft - All Other Larceny	5	0	0	0	
		Motor Vehicle Theft	0	0	0	0	
		Stolen Property Offenses	0	0	0	0	
		Crimes Against Society					
		Animal Cruelty	0	0	0	0	
		Drug/Narcotic Violations	2	2	4	0	
		Drug/Narcotic Equipment Violations	0	0	0	0	
		Gambling - Betting/Wagering	0	0	0	0	
		Gambling - Operating/Promoting	0	0	0	0	
		Gambling - Equipment Violations	0	0	0	0	
		Gambling - Sports Tampering	0	0	0	0	
		Pornography/Obscene Material	0	0	0	0	
		Prostitution	0	0	0	0	
		Prostitution Assisting/Promoting	0	0	0	0	
		Purchasing Prostitution	0	0	0	0	
		Weapon Law Violations	0	0	0	0	
		Total Group A Offenses	53	25	27	1	
Domestic Violence Victims							
Offense	Reported	Cleared					
Murder	0	0					
Aggravated Assault	3	3					
Simple Assault	13	13					
Intimidation	0	0					
Stalking	0	0					
Forcible Rape	0	0					
Forcible Sodomy	0	0					
Sexual Assault W/Object	0	0					
Forcible Fondling	0	0					
Incest	0	0					
Statutory Rape	0	0					
Kidnapping/Abduction	0	0					
Commercial Sex Acts	0	0					
Involuntary Servitude	0	0					
Total	16	16					
Group B Arrests							
Offense	Adult	Juvenile					
Bad Checks	0	0					
Curfew/Vagrancy	0	0					
Disorderly Conduct	0	0					
DUI	8	0					
Drunkenness	5	0					
Family-Non Violent	0	0					
Liquor Law Violations	0	2					
Peeping Tom	0	0					
Trespass	0	0					
All Other Offenses	3	0					
Total Group B	16	2					

Crime in Tennessee 2017

(*) Offenses are counted using the FBI Units of Count for Crime

(**) The 'Arrests' column shows arrests made for incidents during the selected period, regardless of arrest date. Arrest counts for the same period may change over time.

Waverly Police Department - NIBRS Agency Crime Overview - 2017

2016 Population Estimate		4,133		Offenses (*)		Arrests (**)		
				Reported	Cleared	Adult	Juvenile	
Offense Overview				Group A Offenses				
Crimes Against Persons								
Offense Total	365	Murder	1	1	1	0		
Number Cleared	281	Negligent Manslaughter	0	0	0	0		
Percent Cleared	76.99 %	Negligent Vehicular Manslaughter	0	0	0	0		
Group A Crimes per 100,000 population	8,831.4	Kidnapping/Abduction	0	0	0	0		
		Forcible Rape	0	0	0	0		
		Forcible Sodomy	0	0	0	0		
		Sexual Assault W/Object	0	0	0	0		
Arrest Overview		Forcible Fondling	1	0	0	0		
Total Arrests	315	Incest	0	0	0	0		
Adult Arrests	283	Statutory Rape	1	0	0	0		
Juvenile Arrests	32	Aggravated Assault	9	8	5	3		
Unknown Age	0	Simple Assault	25	24	18	4		
Arrests per 100,000 population	7,621.6	Intimidation	1	1	1	0		
		Stalking	0	0	0	0		
		Commercial Sex Acts	0	0	0	0		
Average number offenses/incident	1.23	Involuntary Servitude	0	0	0	0		
		Crimes Against Property						
Domestic Violence Victims				Arson	0	0	0	0
Offense	Reported	Cleared	Bribery	0	0	0	0	
Murder	1	1	Burglary	21	7	9	0	
Aggravated Assault	6	5	Counterfeiting/Forgery	11	5	5	0	
Simple Assault	18	18	Destruction/Damage/Vandalism	14	6	1	1	
Intimidation	1	1	Embezzlement	6	5	3	0	
Stalking	0	0	Extortion/Blackmail	0	0	0	0	
Forcible Rape	0	0	Fraud - False Pretenses	4	4	1	0	
Forcible Sodomy	0	0	Fraud - Credit Card/ATM	6	0	0	0	
Sexual Assault W/Object	0	0	Fraud - Impersonation	1	1	1	0	
Forcible Fondling	0	0	Fraud - Welfare	0	0	0	0	
Incest	0	0	Fraud - Wire	0	0	0	0	
Statutory Rape	0	0	Fraud - Identity Theft	0	0	0	0	
Kidnapping/Abduction	0	0	Fraud - Computer Hacking/Invasion	0	0	0	0	
Commercial Sex Acts	0	0	Robbery	0	0	0	0	
Involuntary Servitude	0	0	Theft - Pocket-picking	0	0	0	0	
Total	26	25	Theft - Purse Snatching	0	0	0	0	
			Theft - Shoplifting	30	19	16	4	
Group B Arrests				Theft From Building	12	3	2	0
Offense	Adult	Juvenile	Theft From Coin Machine	2	0	0	0	
Bad Checks	0	0	Theft From Motor Vehicle	9	1	0	0	
Curfew/Vagrancy	0	1	Theft of Motor Vehicle Parts	1	0	0	0	
Disorderly Conduct	6	0	Theft - All Other Larceny	45	39	11	5	
DUI	11	0	Motor Vehicle Theft	9	6	5	0	
Drunkenness	19	0	Stolen Property Offenses	0	0	0	0	
Family-Non Violent	0	0	Crimes Against Society					
Liquor Law Violations	11	5	Animal Cruelty	0	0	0	0	
Peeping Tom	1	0	Drug/Narcotic Violations	77	73	61	4	
Trespass	15	1	Drug/Narcotic Equipment Violations	77	76	38	2	
All Other Offenses	41	2	Gambling - Betting/Wagering	0	0	0	0	
Total Group B	104	9	Gambling - Operating/Promoting	0	0	0	0	
			Gambling - Equipment Violations	0	0	0	0	
			Gambling - Sports Tampering	0	0	0	0	
			Pornography/Obscene Material	0	0	0	0	
			Prostitution	0	0	0	0	
			Prostitution Assisting/Promoting	0	0	0	0	
			Purchasing Prostitution	0	0	0	0	
			Weapon Law Violations	2	2	1	0	
			Total Group A Offenses	365	281	179	23	

Crime in Tennessee 2017

(*) Offenses are counted using the FBI Units of Count for Crime

(**) The 'Arrests' column shows arrests made for incidents during the selected period, regardless of arrest date. Arrest counts for the same period may change over time.

Waynesboro Police Department - NIBRS Agency Crime Overview - 2017

2016 Population Estimate		2,357		Offenses (*)		Arrests (**)	
Offense Overview		Group A Offenses		Reported	Cleared	Adult	Juvenile
Offense Total	84	Crimes Against Persons					
Number Cleared	71	Murder		0	0	0	0
Percent Cleared	84.52 %	Negligent Manslaughter		0	0	0	0
Group A Crimes per 100,000 population	3,563.9	Negligent Vehicular Manslaughter		0	0	0	0
		Kidnapping/Abduction		1	1	2	0
		Forcible Rape		0	0	0	0
		Forcible Sodomy		0	0	0	0
		Sexual Assault W/Object		0	0	0	0
		Forcible Fondling		1	1	0	0
		Incest		0	0	0	0
		Statutory Rape		0	0	0	0
		Aggravated Assault		8	8	6	0
		Simple Assault		17	16	13	0
		Intimidation		6	6	3	0
		Stalking		2	2	1	0
		Commercial Sex Acts		0	0	0	0
		Involuntary Servitude		0	0	0	0
		Crimes Against Property					
		Arson		0	0	0	0
		Bribery		0	0	0	0
		Burglary		2	2	0	0
		Counterfeiting/Forgery		1	0	0	0
		Destruction/Damage/Vandalism		9	9	2	5
		Embezzlement		0	0	0	0
		Extortion/Blackmail		0	0	0	0
		Fraud - False Pretenses		1	1	0	0
		Fraud - Credit Card/ATM		1	0	0	0
		Fraud - Impersonation		0	0	0	0
		Fraud - Welfare		0	0	0	0
		Fraud - Wire		0	0	0	0
		Fraud - Identity Theft		1	1	0	0
		Fraud - Computer Hacking/Invasion		0	0	0	0
		Robbery		0	0	0	0
		Theft - Pocket-picking		0	0	0	0
		Theft - Purse Snatching		0	0	0	0
		Theft - Shoplifting		7	6	7	0
		Theft From Building		7	4	3	0
		Theft From Coin Machine		0	0	0	0
		Theft From Motor Vehicle		2	0	0	0
		Theft of Motor Vehicle Parts		0	0	0	0
		Theft - All Other Larceny		4	2	1	2
		Motor Vehicle Theft		6	4	4	0
		Stolen Property Offenses		0	0	0	0
		Crimes Against Society					
		Animal Cruelty		0	0	0	0
		Drug/Narcotic Violations		3	3	3	0
		Drug/Narcotic Equipment Violations		3	3	1	0
		Gambling - Betting/Wagering		0	0	0	0
		Gambling - Operating/Promoting		0	0	0	0
		Gambling - Equipment Violations		0	0	0	0
		Gambling - Sports Tampering		0	0	0	0
		Pornography/Obscene Material		0	0	0	0
		Prostitution		0	0	0	0
		Prostitution Assisting/Promoting		0	0	0	0
		Purchasing Prostitution		0	0	0	0
		Weapon Law Violations		2	2	1	0
		Total Group A Offenses		84	71	47	7

Domestic Violence Victims		
Offense	Reported	Cleared
Murder	0	0
Aggravated Assault	6	6
Simple Assault	12	11
Intimidation	2	2
Stalking	2	2
Forcible Rape	0	0
Forcible Sodomy	0	0
Sexual Assault W/Object	0	0
Forcible Fondling	0	0
Incest	0	0
Statutory Rape	0	0
Kidnapping/Abduction	0	0
Commercial Sex Acts	0	0
Involuntary Servitude	0	0
Total	22	21

Group B Arrests		
Offense	Adult	Juvenile
Bad Checks	10	0
Curfew/Vagrancy	0	0
Disorderly Conduct	4	0
DUI	11	0
Drunkenness	4	0
Family-Non Violent	0	0
Liquor Law Violations	0	0
Peeping Tom	0	0
Trespass	1	0
All Other Offenses	10	6
Total Group B	40	6

Crime in Tennessee 2017

(*) Offenses are counted using the FBI Units of Count for Crime
 (**) The 'Arrests' column shows arrests made for incidents during the selected period, regardless of arrest date. Arrest counts for the same period may change over time.

Westmoreland Police Department - NIBRS Agency Crime Overview - 2017

2016 Population Estimate		2,311		Offenses (*)		Arrests (**)	
Offense Overview		Group A Offenses		Reported	Cleared	Adult	Juvenile
Offense Total	153	Crimes Against Persons					
Number Cleared	97	Murder		0	0	0	0
Percent Cleared	63.40 %	Negligent Manslaughter		0	0	0	0
Group A Crimes per 100,000 population	6,620.5	Negligent Vehicular Manslaughter		0	0	0	0
		Kidnapping/Abduction		1	1	1	0
		Forcible Rape		0	0	0	0
		Forcible Sodomy		0	0	0	0
		Sexual Assault W/Object		0	0	0	0
		Forcible Fondling		2	0	0	0
		Incest		0	0	0	0
		Statutory Rape		2	1	1	0
		Aggravated Assault		7	7	5	2
		Simple Assault		22	16	14	2
		Intimidation		0	0	0	0
		Stalking		0	0	0	0
		Commercial Sex Acts		0	0	0	0
		Involuntary Servitude		0	0	0	0
		Crimes Against Property					
		Arson		0	0	0	0
		Bribery		0	0	0	0
		Burglary		2	1	0	2
		Counterfeiting/Forgery		7	1	1	0
		Destruction/Damage/Vandalism		8	5	3	4
		Embezzlement		0	0	0	0
		Extortion/Blackmail		0	0	0	0
		Fraud - False Pretenses		0	0	0	0
		Fraud - Credit Card/ATM		1	0	0	0
		Fraud - Impersonation		0	0	0	0
		Fraud - Welfare		0	0	0	0
		Fraud - Wire		0	0	0	0
		Fraud - Identity Theft		0	0	0	0
		Fraud - Computer Hacking/Invasion		0	0	0	0
		Robbery		0	0	0	0
		Theft - Pocket-picking		1	0	0	0
		Theft - Purse Snatching		0	0	0	0
		Theft - Shoplifting		10	2	2	0
		Theft From Building		2	0	0	0
		Theft From Coin Machine		0	0	0	0
		Theft From Motor Vehicle		13	0	0	0
		Theft of Motor Vehicle Parts		0	0	0	0
		Theft - All Other Larceny		11	2	1	0
		Motor Vehicle Theft		1	0	0	0
		Stolen Property Offenses		0	0	0	0
		Crimes Against Society					
		Animal Cruelty		0	0	0	0
		Drug/Narcotic Violations		33	33	29	10
		Drug/Narcotic Equipment Violations		27	26	11	1
		Gambling - Betting/Wagering		0	0	0	0
		Gambling - Operating/Promoting		0	0	0	0
		Gambling - Equipment Violations		0	0	0	0
		Gambling - Sports Tampering		0	0	0	0
		Pornography/Obscene Material		1	0	0	0
		Prostitution		0	0	0	0
		Prostitution Assisting/Promoting		0	0	0	0
		Purchasing Prostitution		0	0	0	0
		Weapon Law Violations		2	2	2	0
		Total Group A Offenses		153	97	70	21

Domestic Violence Victims		Reported	Cleared
Murder	0	0	0
Aggravated Assault	7	7	7
Simple Assault	17	14	14
Intimidation	0	0	0
Stalking	0	0	0
Forcible Rape	0	0	0
Forcible Sodomy	0	0	0
Sexual Assault W/Object	0	0	0
Forcible Fondling	1	0	0
Incest	0	0	0
Statutory Rape	2	1	1
Kidnapping/Abduction	1	1	1
Commercial Sex Acts	0	0	0
Involuntary Servitude	0	0	0
Total	28	23	23

Group B Arrests		
Offense	Adult	Juvenile
Bad Checks	0	0
Curfew/Vagrancy	0	1
Disorderly Conduct	3	0
DUI	18	1
Drunkenness	5	0
Family-Non Violent	1	0
Liquor Law Violations	1	0
Peeping Tom	0	0
Trespass	1	0
All Other Offenses	9	7
Total Group B	38	9

Crime in Tennessee 2017

(*) Offenses are counted using the FBI Units of Count for Crime

(**) The 'Arrests' column shows arrests made for incidents during the selected period, regardless of arrest date. Arrest counts for the same period may change over time.

White Pine Police Department - NIBRS Agency Crime Overview - 2017

2016 Population Estimate		2,262		Offenses (*)		Arrests (**)	
				Reported	Cleared	Adult	Juvenile
Offense Overview				Group A Offenses			
Crimes Against Persons							
Offense Total	187	Murder	0	0	0	0	
Number Cleared	122	Negligent Manslaughter	0	0	0	0	
Percent Cleared	65.24 %	Negligent Vehicular Manslaughter	0	0	0	0	
Group A Crimes per 100,000 population	8,267.0	Kidnapping/Abduction	0	0	0	0	
		Forcible Rape	0	0	0	0	
		Forcible Sodomy	0	0	0	0	
		Sexual Assault W/Object	1	1	1	0	
		Forcible Fondling	0	0	0	0	
		Incest	0	0	0	0	
		Statutory Rape	0	0	0	0	
		Aggravated Assault	0	0	0	0	
		Simple Assault	27	18	17	0	
		Intimidation	0	0	0	0	
		Stalking	0	0	0	0	
		Commercial Sex Acts	0	0	0	0	
		Involuntary Servitude	0	0	0	0	
Arrest Overview				Crimes Against Property			
Domestic Violence Victims				Arson			
Offense		Reported	Cleared	Bribery		0 0	
Murder	0	0	Burglary		7 2		
Aggravated Assault	0	0	Counterfeiting/Forgery		7 2		
Simple Assault	17	15	Destruction/Damage/Vandalism		11 5		
Intimidation	0	0	Embezzlement		0 0		
Stalking	0	0	Extortion/Blackmail		0 0		
Forcible Rape	0	0	Fraud - False Pretenses		1 0		
Forcible Sodomy	0	0	Fraud - Credit Card/ATM		3 1		
Sexual Assault W/Object	0	0	Fraud - Impersonation		2 2		
Forcible Fondling	0	0	Fraud - Welfare		0 0		
Incest	0	0	Fraud - Wire		0 0		
Statutory Rape	0	0	Fraud - Identity Theft		2 1		
Kidnapping/Abduction	0	0	Fraud - Computer Hacking/Invasion		0 0		
Commercial Sex Acts	0	0	Robbery		0 0		
Involuntary Servitude	0	0	Theft - Pocket-picking		0 0		
Total	17	15	Theft - Purse Snatching		0 0		
Group B Arrests				Theft - Shoplifting		20 17	
Offense		Adult	Juvenile	Theft From Building		4 2	
Bad Checks	0	0	Theft From Coin Machine		0 0		
Curfew/Vagrancy	0	0	Theft From Motor Vehicle		18 1		
Disorderly Conduct	4	0	Theft of Motor Vehicle Parts		3 0		
DUI	26	1	Theft - All Other Larceny		9 2		
Drunkenness	11	0	Motor Vehicle Theft		3 2		
Family-Non Violent	0	0	Stolen Property Offenses		0 0		
Liquor Law Violations	0	0	Crimes Against Society				
Peeping Tom	0	0	Animal Cruelty		0 0		
Trespass	3	0	Drug/Narcotic Violations		38 37		
All Other Offenses	9	0	Drug/Narcotic Equipment Violations		28 26		
Total Group B	53	1	Gambling - Betting/Wagering		0 0		
				Gambling - Operating/Promoting		0 0	
				Gambling - Equipment Violations		0 0	
				Gambling - Sports Tampering		0 0	
				Pornography/Obscene Material		0 0	
				Prostitution		0 0	
				Prostitution Assisting/Promoting		0 0	
				Purchasing Prostitution		0 0	
				Weapon Law Violations		3 3	
				Total Group A Offenses		187 122 100 6	

Crime in Tennessee 2017

(*) Offenses are counted using the FBI Units of Count for Crime

(**) The 'Arrests' column shows arrests made for incidents during the selected period, regardless of arrest date. Arrest counts for the same period may change over time.

Whiteville Police Department - NIBRS Agency Crime Overview - 2017

2016 Population Estimate		4,503		Offenses (*)		Arrests (**)	
				Reported	Cleared	Adult	Juvenile
Offense Overview				Group A Offenses			
Crimes Against Persons							
Offense Total	64	Murder	0	0	0	0	
Number Cleared	32	Negligent Manslaughter	0	0	0	0	
Percent Cleared	50.00 %	Negligent Vehicular Manslaughter	0	0	0	0	
Group A Crimes per 100,000 population	1,421.3	Kidnapping/Abduction	0	0	0	0	
		Forcible Rape	0	0	0	0	
		Forcible Sodomy	0	0	0	0	
		Sexual Assault W/Object	0	0	0	0	
		Forcible Fondling	0	0	0	0	
		Incest	0	0	0	0	
		Statutory Rape	0	0	0	0	
		Aggravated Assault	6	6	5	1	
		Simple Assault	12	12	10	1	
		Intimidation	1	0	0	0	
		Stalking	0	0	0	0	
		Commercial Sex Acts	0	0	0	0	
		Involuntary Servitude	0	0	0	0	
		Crimes Against Property					
		Arson	0	0	0	0	
		Bribery	0	0	0	0	
		Burglary	7	0	0	0	
		Counterfeiting/Forgery	4	0	0	0	
		Destruction/Damage/Vandalism	5	1	1	0	
		Embezzlement	0	0	0	0	
		Extortion/Blackmail	0	0	0	0	
		Fraud - False Pretenses	1	0	0	0	
		Fraud - Credit Card/ATM	0	0	0	0	
		Fraud - Impersonation	1	0	0	0	
		Fraud - Welfare	0	0	0	0	
		Fraud - Wire	0	0	0	0	
		Fraud - Identity Theft	0	0	0	0	
		Fraud - Computer Hacking/Invasion	0	0	0	0	
		Robbery	2	2	1	0	
		Theft - Pocket-picking	0	0	0	0	
		Theft - Purse Snatching	0	0	0	0	
		Theft - Shoplifting	1	0	0	0	
		Theft From Building	0	0	0	0	
		Theft From Coin Machine	0	0	0	0	
		Theft From Motor Vehicle	2	0	0	0	
		Theft of Motor Vehicle Parts	0	0	0	0	
		Theft - All Other Larceny	12	2	1	0	
		Motor Vehicle Theft	1	1	1	0	
		Stolen Property Offenses	0	0	0	0	
		Crimes Against Society					
		Animal Cruelty	0	0	0	0	
		Drug/Narcotic Violations	6	5	7	0	
		Drug/Narcotic Equipment Violations	3	3	0	0	
		Gambling - Betting/Wagering	0	0	0	0	
		Gambling - Operating/Promoting	0	0	0	0	
		Gambling - Equipment Violations	0	0	0	0	
		Gambling - Sports Tampering	0	0	0	0	
		Pornography/Obscene Material	0	0	0	0	
		Prostitution	0	0	0	0	
		Prostitution Assisting/Promoting	0	0	0	0	
		Purchasing Prostitution	0	0	0	0	
		Weapon Law Violations	0	0	0	0	
		Total Group A Offenses	64	32	26	2	
Domestic Violence Victims							
Offense	Reported	Cleared					
Murder	0	0	Burglary	7	0	0	
Aggravated Assault	2	2	Counterfeiting/Forgery	4	0	0	
Simple Assault	8	8	Destruction/Damage/Vandalism	5	1	0	
Intimidation	0	0	Embezzlement	0	0	0	
Stalking	0	0	Extortion/Blackmail	0	0	0	
Forcible Rape	0	0	Fraud - False Pretenses	1	0	0	
Forcible Sodomy	0	0	Fraud - Credit Card/ATM	0	0	0	
Sexual Assault W/Object	0	0	Fraud - Impersonation	1	0	0	
Forcible Fondling	0	0	Fraud - Welfare	0	0	0	
Incest	0	0	Fraud - Wire	0	0	0	
Statutory Rape	0	0	Fraud - Identity Theft	0	0	0	
Kidnapping/Abduction	0	0	Fraud - Computer Hacking/Invasion	0	0	0	
Commercial Sex Acts	0	0	Robbery	2	2	1	
Involuntary Servitude	0	0	Theft - Pocket-picking	0	0	0	
Total	10	10	Theft - Purse Snatching	0	0	0	
			Theft - Shoplifting	1	0	0	
			Theft From Building	0	0	0	
			Theft From Coin Machine	0	0	0	
			Theft From Motor Vehicle	2	0	0	
			Theft of Motor Vehicle Parts	0	0	0	
			Theft - All Other Larceny	12	2	1	
			Motor Vehicle Theft	1	1	1	
			Stolen Property Offenses	0	0	0	
			Crimes Against Society				
			Animal Cruelty	0	0	0	
			Drug/Narcotic Violations	6	5	7	
			Drug/Narcotic Equipment Violations	3	3	0	
			Gambling - Betting/Wagering	0	0	0	
			Gambling - Operating/Promoting	0	0	0	
			Gambling - Equipment Violations	0	0	0	
			Gambling - Sports Tampering	0	0	0	
			Pornography/Obscene Material	0	0	0	
			Prostitution	0	0	0	
			Prostitution Assisting/Promoting	0	0	0	
			Purchasing Prostitution	0	0	0	
			Weapon Law Violations	0	0	0	
			Total Group A Offenses	64	32	26	
Group B Arrests							
Offense	Adult	Juvenile					
Bad Checks	0	0					
Curfew/Vagrancy	0	0					
Disorderly Conduct	0	1					
DUI	7	0					
Drunkenness	4	0					
Family-Non Violent	0	0					
Liquor Law Violations	0	0					
Peeping Tom	0	0					
Trespass	0	0					
All Other Offenses	1	0					
Total Group B	12	1					

Crime in Tennessee 2017

(*) Offenses are counted using the FBI Units of Count for Crime

(**) The 'Arrests' column shows arrests made for incidents during the selected period, regardless of arrest date. Arrest counts for the same period may change over time.

Whitwell Police Department - NIBRS Agency Crime Overview - 2017

2016 Population Estimate		1,717		Offenses (*)		Arrests (**)		
Offense Overview		Group A Offenses		Reported	Cleared	Adult	Juvenile	
Offense Total	139	Crimes Against Persons						
Number Cleared	29	Murder		0	0	0	0	
Percent Cleared	20.86 %	Negligent Manslaughter		0	0	0	0	
Group A Crimes per 100,000 population	8,095.5	Negligent Vehicular Manslaughter		0	0	0	0	
		Kidnapping/Abduction		2	0	0	0	
		Forcible Rape		0	0	0	0	
		Forcible Sodomy		0	0	0	0	
		Sexual Assault W/Object		0	0	0	0	
		Forcible Fondling		0	0	0	0	
		Incest		0	0	0	0	
		Statutory Rape		0	0	0	0	
		Aggravated Assault		6	2	2	0	
		Simple Assault		25	11	12	0	
		Intimidation		7	0	0	0	
		Stalking		1	0	0	0	
		Commercial Sex Acts		0	0	0	0	
		Involuntary Servitude		0	0	0	0	
		Crimes Against Property						
		Arson		1	0	0	0	
		Bribery		0	0	0	0	
		Burglary		15	0	0	0	
		Counterfeiting/Forgery		4	0	0	0	
		Destruction/Damage/Vandalism		13	0	0	0	
		Embezzlement		0	0	0	0	
		Extortion/Blackmail		1	0	0	0	
		Fraud - False Pretenses		4	0	0	0	
		Fraud - Credit Card/ATM		4	0	0	0	
		Fraud - Impersonation		1	1	1	0	
		Fraud - Welfare		0	0	0	0	
		Fraud - Wire		0	0	0	0	
		Fraud - Identity Theft		0	0	0	0	
		Fraud - Computer Hacking/Invasion		0	0	0	0	
		Robbery		0	0	0	0	
		Theft - Pocket-picking		9	0	0	0	
		Theft - Purse Snatching		1	0	0	0	
		Theft - Shoplifting		5	2	2	0	
		Theft From Building		2	0	0	0	
		Theft From Coin Machine		0	0	0	0	
		Theft From Motor Vehicle		3	0	0	0	
		Theft of Motor Vehicle Parts		0	0	0	0	
		Theft - All Other Larceny		16	2	2	0	
		Motor Vehicle Theft		9	2	1	0	
		Stolen Property Offenses		0	0	0	0	
		Crimes Against Society						
		Animal Cruelty		0	0	0	0	
		Drug/Narcotic Violations		5	5	4	0	
		Drug/Narcotic Equipment Violations		4	4	2	0	
		Gambling - Betting/Wagering		0	0	0	0	
		Gambling - Operating/Promoting		0	0	0	0	
		Gambling - Equipment Violations		0	0	0	0	
		Gambling - Sports Tampering		0	0	0	0	
		Pornography/Obscene Material		1	0	0	0	
		Prostitution		0	0	0	0	
		Prostitution Assisting/Promoting		0	0	0	0	
		Purchasing Prostitution		0	0	0	0	
		Weapon Law Violations		0	0	0	0	
		Total Group A Offenses		139	29	26	0	
Domestic Violence Victims								
Offense	Reported	Cleared						
Murder	0	0	Burglary		15		0	
Aggravated Assault	1	1	Counterfeiting/Forgery		4		0	
Simple Assault	12	7	Destruction/Damage/Vandalism		13		0	
Intimidation	4	0	Embezzlement		0		0	
Stalking	0	0	Extortion/Blackmail		1		0	
Forcible Rape	0	0	Fraud - False Pretenses		4		0	
Forcible Sodomy	0	0	Fraud - Credit Card/ATM		4		0	
Sexual Assault W/Object	0	0	Fraud - Impersonation		1		1	
Forcible Fondling	0	0	Fraud - Welfare		0		0	
Incest	0	0	Fraud - Wire		0		0	
Statutory Rape	0	0	Fraud - Identity Theft		0		0	
Kidnapping/Abduction	1	0	Fraud - Computer Hacking/Invasion		0		0	
Commercial Sex Acts	0	0	Robbery		0		0	
Involuntary Servitude	0	0	Theft - Pocket-picking		9		0	
Total	18	8	Theft - Purse Snatching		1		0	
Group B Arrests								
Offense	Adult	Juvenile						
Bad Checks	0	0	Theft - Shoplifting		5		2	
Curfew/Vagrancy	0	0	Theft From Building		2		0	
Disorderly Conduct	5	0	Theft From Coin Machine		0		0	
DUI	5	0	Theft From Motor Vehicle		3		0	
Drunkenness	3	0	Theft of Motor Vehicle Parts		0		0	
Family-Non Violent	3	0	Theft - All Other Larceny		16		2	
Liquor Law Violations	0	0	Motor Vehicle Theft		9		2	
Peeping Tom	0	0	Stolen Property Offenses		0		0	
Trespass	2	0	Crimes Against Society					
All Other Offenses	11	1	Animal Cruelty		0		0	
Total Group B	29	1	Drug/Narcotic Violations		5		5	
			Drug/Narcotic Equipment Violations		4		4	
			Gambling - Betting/Wagering		0		0	
			Gambling - Operating/Promoting		0		0	
			Gambling - Equipment Violations		0		0	
			Gambling - Sports Tampering		0		0	
			Pornography/Obscene Material		1		0	
			Prostitution		0		0	
			Prostitution Assisting/Promoting		0		0	
			Purchasing Prostitution		0		0	
			Weapon Law Violations		0		0	
			Total Group A Offenses		139		29	

Crime in Tennessee 2017

(*) Offenses are counted using the FBI Units of Count for Crime

(**) The 'Arrests' column shows arrests made for incidents during the selected period, regardless of arrest date. Arrest counts for the same period may change over time.

Winchester Police Department - NIBRS Agency Crime Overview - 2017

2016 Population Estimate		8,562		Offenses (*)		Arrests (**)	
				Reported	Cleared	Adult	Juvenile
Offense Overview				Group A Offenses			
Crimes Against Persons							
Offense Total	986	Murder	1	1	6	0	
Number Cleared	493	Negligent Manslaughter	0	0	0	0	
Percent Cleared	50.00 %	Negligent Vehicular Manslaughter	0	0	0	0	
Group A Crimes per 100,000 population	11,516.0	Kidnapping/Abduction	6	6	2	0	
		Forcible Rape	2	1	1	0	
		Forcible Sodomy	1	1	0	1	
		Sexual Assault W/Object	1	1	0	0	
		Forcible Fondling	4	0	0	0	
		Incest	0	0	0	0	
		Statutory Rape	0	0	0	0	
		Aggravated Assault	54	36	26	0	
		Simple Assault	131	96	75	2	
		Intimidation	32	8	7	0	
		Stalking	1	0	0	0	
		Commercial Sex Acts	0	0	0	0	
		Involuntary Servitude	0	0	0	0	
Arrest Overview				Crimes Against Property			
Domestic Violence Victims				Arson			
Offense		Reported	Cleared	Bribery		0 0	
Murder	1	1	Burglary		58 7		
Aggravated Assault	29	23	Counterfeiting/Forgery		25 4		
Simple Assault	78	74	Destruction/Damage/Vandalism		101 20		
Intimidation	14	4	Embezzlement		7 1		
Stalking	1	0	Extortion/Blackmail		0 0		
Forcible Rape	2	1	Fraud - False Pretenses		33 11		
Forcible Sodomy	0	0	Fraud - Credit Card/ATM		10 2		
Sexual Assault W/Object	0	0	Fraud - Impersonation		3 2		
Forcible Fondling	1	0	Fraud - Welfare		0 0		
Incest	0	0	Fraud - Wire		4 0		
Statutory Rape	0	0	Fraud - Identity Theft		5 0		
Kidnapping/Abduction	6	6	Fraud - Computer Hacking/Invasion		0 0		
Commercial Sex Acts	0	0	Robbery		3 1		
Involuntary Servitude	0	0	Theft - Pocket-picking		0 0		
Total	132	109	Theft - Purse Snatching		0 0		
Group B Arrests				Theft - Shoplifting		88 70	
Offense		Adult	Juvenile	Theft From Building		66 11	
Bad Checks	0	0	Theft From Coin Machine		1 0		
Curfew/Vagrancy	0	3	Theft From Motor Vehicle		41 9		
Disorderly Conduct	39	2	Theft of Motor Vehicle Parts		12 1		
DUI	42	2	Theft - All Other Larceny		46 13		
Drunkenness	51	0	Motor Vehicle Theft		14 4		
Family-Non Violent	2	0	Stolen Property Offenses		0 0		
Liquor Law Violations	4	7	Crimes Against Society				
Peeping Tom	0	0	Animal Cruelty		0 0		
Trespass	14	0	Drug/Narcotic Violations		130 94		
All Other Offenses	52	4	Drug/Narcotic Equipment Violations		79 74		
Total Group B	204	18	Gambling - Betting/Wagering		0 0		
				Gambling - Operating/Promoting		0 0	
				Gambling - Equipment Violations		0 0	
				Gambling - Sports Tampering		0 0	
				Pornography/Obscene Material		2 0	
				Prostitution		1 1	
				Prostitution Assisting/Promoting		0 0	
				Purchasing Prostitution		0 0	
				Weapon Law Violations		22 16	
				Total Group A Offenses		986 493	
						356 28	

Crime in Tennessee 2017

(*) Offenses are counted using the FBI Units of Count for Crime

(**) The 'Arrests' column shows arrests made for incidents during the selected period, regardless of arrest date. Arrest counts for the same period may change over time.

Winfield Police Department - NIBRS Agency Crime Overview - 2017

2016 Population Estimate		960		Offenses (*)		Arrests (**)	
Offense Overview		Group A Offenses		Reported	Cleared	Adult	Juvenile
Offense Total	59	Crimes Against Persons					
Number Cleared	46	Murder		0	0	0	0
Percent Cleared	77.97 %	Negligent Manslaughter		0	0	0	0
Group A Crimes per 100,000 population	6,145.8	Negligent Vehicular Manslaughter		0	0	0	0
		Kidnapping/Abduction		0	0	0	0
		Forcible Rape		0	0	0	0
		Forcible Sodomy		0	0	0	0
		Sexual Assault W/Object		0	0	0	0
		Forcible Fondling		1	1	0	0
		Incest		0	0	0	0
		Statutory Rape		0	0	0	0
		Aggravated Assault		2	2	2	0
		Simple Assault		11	10	7	0
		Intimidation		1	1	1	0
		Stalking		0	0	0	0
		Commercial Sex Acts		0	0	0	0
		Involuntary Servitude		0	0	0	0
		Crimes Against Property					
		Arson		0	0	0	0
		Bribery		0	0	0	0
		Burglary		8	2	3	0
		Counterfeiting/Forgery		0	0	0	0
		Destruction/Damage/Vandalism		4	2	1	0
		Embezzlement		0	0	0	0
		Extortion/Blackmail		0	0	0	0
		Fraud - False Pretenses		0	0	0	0
		Fraud - Credit Card/ATM		1	1	1	0
		Fraud - Impersonation		0	0	0	0
		Fraud - Welfare		0	0	0	0
		Fraud - Wire		0	0	0	0
		Fraud - Identity Theft		0	0	0	0
		Fraud - Computer Hacking/Invasion		0	0	0	0
		Robbery		0	0	0	0
		Theft - Pocket-picking		0	0	0	0
		Theft - Purse Snatching		0	0	0	0
		Theft - Shoplifting		0	0	0	0
		Theft From Building		2	1	1	0
		Theft From Coin Machine		0	0	0	0
		Theft From Motor Vehicle		0	0	0	0
		Theft of Motor Vehicle Parts		0	0	0	0
		Theft - All Other Larceny		6	3	3	0
		Motor Vehicle Theft		0	0	0	0
		Stolen Property Offenses		0	0	0	0
		Crimes Against Society					
		Animal Cruelty		0	0	0	0
		Drug/Narcotic Violations		9	9	7	0
		Drug/Narcotic Equipment Violations		13	13	3	0
		Gambling - Betting/Wagering		0	0	0	0
		Gambling - Operating/Promoting		0	0	0	0
		Gambling - Equipment Violations		0	0	0	0
		Gambling - Sports Tampering		0	0	0	0
		Pornography/Obscene Material		0	0	0	0
		Prostitution		0	0	0	0
		Prostitution Assisting/Promoting		0	0	0	0
		Purchasing Prostitution		0	0	0	0
		Weapon Law Violations		1	1	1	0
		Total Group A Offenses		59	46	30	0
Domestic Violence Victims							
Offense	Reported	Cleared	Offense	Reported	Cleared	Adult	Juvenile
Murder	0	0	Burglary	8	2	3	0
Aggravated Assault	1	1	Counterfeiting/Forgery	0	0	0	0
Simple Assault	9	9	Destruction/Damage/Vandalism	4	2	1	0
Intimidation	1	1	Embezzlement	0	0	0	0
Stalking	0	0	Extortion/Blackmail	0	0	0	0
Forcible Rape	0	0	Fraud - False Pretenses	0	0	0	0
Forcible Sodomy	0	0	Fraud - Credit Card/ATM	1	1	1	0
Sexual Assault W/Object	0	0	Fraud - Impersonation	0	0	0	0
Forcible Fondling	0	0	Fraud - Welfare	0	0	0	0
Incest	0	0	Fraud - Wire	0	0	0	0
Statutory Rape	0	0	Fraud - Identity Theft	0	0	0	0
Kidnapping/Abduction	0	0	Fraud - Computer Hacking/Invasion	0	0	0	0
Commercial Sex Acts	0	0	Robbery	0	0	0	0
Involuntary Servitude	0	0	Theft - Pocket-picking	0	0	0	0
Total	11	11	Theft - Purse Snatching	0	0	0	0
			Theft - Shoplifting	0	0	0	0
			Theft From Building	2	1	1	0
			Theft From Coin Machine	0	0	0	0
			Theft From Motor Vehicle	0	0	0	0
			Theft of Motor Vehicle Parts	0	0	0	0
			Theft - All Other Larceny	6	3	3	0
			Motor Vehicle Theft	0	0	0	0
			Stolen Property Offenses	0	0	0	0
			Crimes Against Society				
			Animal Cruelty	0	0	0	0
			Drug/Narcotic Violations	9	9	7	0
			Drug/Narcotic Equipment Violations	13	13	3	0
			Gambling - Betting/Wagering	0	0	0	0
			Gambling - Operating/Promoting	0	0	0	0
			Gambling - Equipment Violations	0	0	0	0
			Gambling - Sports Tampering	0	0	0	0
			Pornography/Obscene Material	0	0	0	0
			Prostitution	0	0	0	0
			Prostitution Assisting/Promoting	0	0	0	0
			Purchasing Prostitution	0	0	0	0
			Weapon Law Violations	1	1	1	0
			Total Group B Arrests	6	0		

Crime in Tennessee 2017

(*) Offenses are counted using the FBI Units of Count for Crime

(**) The 'Arrests' column shows arrests made for incidents during the selected period, regardless of arrest date. Arrest counts for the same period may change over time.

OFFENSES



**CRIME IN
TENNESSEE
2017**

**OTHER
POLICE
DEPARTMENTS**

Chattanooga Housing Authority - NIBRS Agency Crime Overview - 2017

2016 Population Estimate	N/A	Offenses (*)		Arrests (**)			
		Reported	Cleared	Adult	Juvenile		
Offense Overview		Group A Offenses					
Crimes Against Persons							
Offense Total	82	Murder	0	0	0	0	
Number Cleared	82	Negligent Manslaughter	0	0	0	0	
Percent Cleared	100.00 %	Negligent Vehicular Manslaughter	0	0	0	0	
Group A Crimes per 100,000 population	N/A	Kidnapping/Abduction	0	0	0	0	
		Forcible Rape	0	0	0	0	
		Forcible Sodomy	0	0	0	0	
		Sexual Assault W/Object	0	0	0	0	
		Forcible Fondling	0	0	0	0	
Arrest Overview		Incest	0	0	0	0	
Total Arrests	132	Statutory Rape	0	0	0	0	
Adult Arrests	129	Aggravated Assault	0	0	0	0	
Juvenile Arrests	3	Simple Assault	1	1	1	0	
Unknown Age	0	Intimidation	0	0	0	0	
Arrests per 100,000 population	N/A	Stalking	0	0	0	0	
		Commercial Sex Acts	0	0	0	0	
Average number offenses/incident	1.22	Involuntary Servitude	0	0	0	0	
Domestic Violence Victims		Crimes Against Property					
Offense	Reported	Cleared	Arson	0	0	0	0
Murder	0	0	Bribery	0	0	0	0
Aggravated Assault	0	0	Burglary	0	0	0	0
Simple Assault	0	0	Counterfeiting/Forgery	0	0	0	0
Intimidation	0	0	Destruction/Damage/Vandalism	0	0	0	0
Stalking	0	0	Embezzlement	0	0	0	0
Forcible Rape	0	0	Extortion/Blackmail	0	0	0	0
Forcible Sodomy	0	0	Fraud - False Pretenses	0	0	0	0
Sexual Assault W/Object	0	0	Fraud - Credit Card/ATM	0	0	0	0
Forcible Fondling	0	0	Fraud - Impersonation	0	0	0	0
Incest	0	0	Fraud - Welfare	0	0	0	0
Statutory Rape	0	0	Fraud - Wire	0	0	0	0
Kidnapping/Abduction	0	0	Fraud - Identity Theft	0	0	0	0
Commercial Sex Acts	0	0	Fraud - Computer Hacking/Invasion	0	0	0	0
Involuntary Servitude	0	0	Robbery	0	0	0	0
Total	0	0	Theft - Pocket-picking	0	0	0	0
			Theft - Purse Snatching	0	0	0	0
			Theft - Shoplifting	0	0	0	0
			Theft From Building	0	0	0	0
Group B Arrests			Theft From Coin Machine	0	0	0	0
Offense	Adult	Juvenile	Theft From Motor Vehicle	0	0	0	0
Bad Checks	0	0	Theft of Motor Vehicle Parts	0	0	0	0
Curfew/Vagrancy	0	0	Theft - All Other Larceny	0	0	0	0
Disorderly Conduct	0	2	Motor Vehicle Theft	0	0	0	0
DUI	0	0	Stolen Property Offenses	0	0	0	0
Drunkenness	6	0	Crimes Against Society				
Family-Non Violent	0	0	Animal Cruelty	0	0	0	0
Liquor Law Violations	1	0	Drug/Narcotic Violations	60	60	61	0
Peeping Tom	0	0	Drug/Narcotic Equipment Violations	17	17	6	0
Trespass	36	1	Gambling - Betting/Wagering	0	0	0	0
All Other Offenses	17	0	Gambling - Operating/Promoting	0	0	0	0
Total Group B	60	3	Gambling - Equipment Violations	0	0	0	0
			Gambling - Sports Tampering	0	0	0	0
			Pornography/Obscene Material	0	0	0	0
			Prostitution	0	0	0	0
			Prostitution Assisting/Promoting	0	0	0	0
			Purchasing Prostitution	0	0	0	0
			Weapon Law Violations	4	4	1	0
			Total Group A Offenses	82	82	69	0

Crime in Tennessee 2017

(*) Offenses are counted using the FBI Units of Count for Crime

(**) The 'Arrests' column shows arrests made for incidents during the selected period, regardless of arrest date. Arrest counts for the same period may change over time.

Chattanooga Metro Airport Public Safety Department - NIBRS Agency Crime Overview - 2017

2016 Population Estimate		N/A	Offenses (*)		Arrests (**)		
			Reported	Cleared	Adult	Juvenile	
Offense Overview			Group A Offenses				
Crimes Against Persons							
Offense Total	3		0	0	0	0	
Number Cleared	2		0	0	0	0	
Percent Cleared	66.67 %		0	0	0	0	
Group A Crimes per 100,000 population	N/A		0	0	0	0	
Arrest Overview			Crimes Against Property				
Total Arrests	8		0	0	0	0	
Adult Arrests	8		0	0	0	0	
Juvenile Arrests	0		0	0	0	0	
Unknown Age	0		1	1	1	0	
Arrests per 100,000 population	N/A		0	0	0	0	
Average number offenses/incident	1.00		0	0	0	0	
Domestic Violence Victims			Crimes Against Society				
Offense	Reported	Cleared	Arson	0	0	0	0
Murder	0	0	Bribery	0	0	0	0
Aggravated Assault	0	0	Burglary	0	0	0	0
Simple Assault	1	1	Counterfeiting/Forgery	0	0	0	0
Intimidation	0	0	Destruction/Damage/Vandalism	0	0	0	0
Stalking	0	0	Embezzlement	0	0	0	0
Forcible Rape	0	0	Extortion/Blackmail	0	0	0	0
Forcible Sodomy	0	0	Fraud - False Pretenses	0	0	0	0
Sexual Assault W/Object	0	0	Fraud - Credit Card/ATM	0	0	0	0
Forcible Fondling	0	0	Fraud - Impersonation	0	0	0	0
Incest	0	0	Fraud - Welfare	0	0	0	0
Statutory Rape	0	0	Fraud - Wire	0	0	0	0
Kidnapping/Abduction	0	0	Fraud - Identity Theft	0	0	0	0
Commercial Sex Acts	0	0	Fraud - Computer Hacking/Invasion	0	0	0	0
Involuntary Servitude	0	0	Robbery	0	0	0	0
Total	1	1	Theft - Pocket-picking	0	0	0	0
Group B Arrests			Theft - Purse Snatching	0	0	0	0
Offense	Adult	Juvenile	Theft - Shoplifting	0	0	0	0
Bad Checks	0	0	Theft From Building	1	0	0	0
Curfew/Vagrancy	0	0	Theft From Coin Machine	0	0	0	0
Disorderly Conduct	1	0	Theft From Motor Vehicle	0	0	0	0
DUI	0	0	Theft of Motor Vehicle Parts	0	0	0	0
Drunkenness	2	0	Theft - All Other Larceny	0	0	0	0
Family-Non Violent	0	0	Motor Vehicle Theft	0	0	0	0
Liquor Law Violations	0	0	Stolen Property Offenses	0	0	0	0
Peeping Tom	0	0	Crimes Against Society				
Trespass	1	0	Animal Cruelty	0	0	0	0
All Other Offenses	2	0	Drug/Narcotic Violations	1	1	1	0
Total Group B	6	0	Drug/Narcotic Equipment Violations	0	0	0	0
			Gambling - Betting/Wagering	0	0	0	0
			Gambling - Operating/Promoting	0	0	0	0
			Gambling - Equipment Violations	0	0	0	0
			Gambling - Sports Tampering	0	0	0	0
			Pornography/Obscene Material	0	0	0	0
			Prostitution	0	0	0	0
			Prostitution Assisting/Promoting	0	0	0	0
			Purchasing Prostitution	0	0	0	0
			Weapon Law Violations	0	0	0	0
			Total Group A Offenses	3	2	2	0

Crime in Tennessee 2017

(*) Offenses are counted using the FBI Units of Count for Crime

(**) The 'Arrests' column shows arrests made for incidents during the selected period, regardless of arrest date. Arrest counts for the same period may change over time.

City of Dickson Park Ranger Office - NIBRS Agency Crime Overview - 2017

2016 Population Estimate	N/A	Offenses (*)		Arrests (**)		
		Reported	Cleared	Adult	Juvenile	
Offense Overview		Group A Offenses				
		Crimes Against Persons				
Offense Total	3	Murder	0	0	0	0
Number Cleared	0	Negligent Manslaughter	0	0	0	0
Percent Cleared	0.00 %	Negligent Vehicular Manslaughter	0	0	0	0
Group A Crimes per 100,000 population	N/A	Kidnapping/Abduction	0	0	0	0
		Forcible Rape	0	0	0	0
		Forcible Sodomy	0	0	0	0
		Sexual Assault W/Object	0	0	0	0
Arrest Overview		Forcible Fondling	0	0	0	0
Total Arrests	1	Incest	0	0	0	0
Adult Arrests	1	Statutory Rape	0	0	0	0
Juvenile Arrests	0	Aggravated Assault	0	0	0	0
Unknown Age	0	Simple Assault	0	0	0	0
Arrests per 100,000 population	N/A	Intimidation	0	0	0	0
		Stalking	0	0	0	0
		Commercial Sex Acts	0	0	0	0
Average number offenses/incident	1.00	Involuntary Servitude	0	0	0	0
		Crimes Against Property				
Domestic Violence Victims		Arson	0	0	0	0
Offense	Reported	Cleared	Bribery	0	0	0
Murder	0	0	Burglary	0	0	0
Aggravated Assault	0	0	Counterfeiting/Forgery	0	0	0
Simple Assault	0	0	Destruction/Damage/Vandalism	3	0	0
Intimidation	0	0	Embezzlement	0	0	0
Stalking	0	0	Extortion/Blackmail	0	0	0
Forcible Rape	0	0	Fraud - False Pretenses	0	0	0
Forcible Sodomy	0	0	Fraud - Credit Card/ATM	0	0	0
Sexual Assault W/Object	0	0	Fraud - Impersonation	0	0	0
Forcible Fondling	0	0	Fraud - Welfare	0	0	0
Incest	0	0	Fraud - Wire	0	0	0
Statutory Rape	0	0	Fraud - Identity Theft	0	0	0
Kidnapping/Abduction	0	0	Fraud - Computer Hacking/Invasion	0	0	0
Commercial Sex Acts	0	0	Robbery	0	0	0
Involuntary Servitude	0	0	Theft - Pocket-picking	0	0	0
Total	0	0	Theft - Purse Snatching	0	0	0
			Theft - Shoplifting	0	0	0
Group B Arrests			Theft From Building	0	0	0
Offense	Adult	Juvenile	Theft From Coin Machine	0	0	0
Bad Checks	0	0	Theft From Motor Vehicle	0	0	0
Curfew/Vagrancy	0	0	Theft of Motor Vehicle Parts	0	0	0
Disorderly Conduct	0	0	Theft - All Other Larceny	0	0	0
DUI	0	0	Motor Vehicle Theft	0	0	0
Drunkenness	0	0	Stolen Property Offenses	0	0	0
Family-Non Violent	0	0	Crimes Against Society			
Liquor Law Violations	0	0	Animal Cruelty	0	0	0
Peeping Tom	0	0	Drug/Narcotic Violations	0	0	0
Trespass	0	0	Drug/Narcotic Equipment Violations	0	0	0
All Other Offenses	1	0	Gambling - Betting/Wagering	0	0	0
Total Group B	1	0	Gambling - Operating/Promoting	0	0	0
			Gambling - Equipment Violations	0	0	0
			Gambling - Sports Tampering	0	0	0
			Pornography/Obscene Material	0	0	0
			Prostitution	0	0	0
			Prostitution Assisting/Promoting	0	0	0
			Purchasing Prostitution	0	0	0
			Weapon Law Violations	0	0	0
			Total Group A Offenses	3	0	0

Crime in Tennessee 2017

(*) Offenses are counted using the FBI Units of Count for Crime

(**) The 'Arrests' column shows arrests made for incidents during the selected period, regardless of arrest date. Arrest counts for the same period may change over time.

Knoxville Metro Airport Authority - NIBRS Agency Crime Overview - 2017

2016 Population Estimate		N/A	Offenses (*)		Arrests (**)	
Offense Overview			Reported	Cleared	Adult	Juvenile
Offense Total		40	0	0	0	0
Number Cleared		13	0	0	0	0
Percent Cleared		32.50 %	0	0	0	0
Group A Crimes per 100,000 population		N/A	0	0	0	0
Arrest Overview			0	0	0	0
Total Arrests		19	0	0	0	0
Adult Arrests		19	0	0	0	0
Juvenile Arrests		0	0	0	0	0
Unknown Age		0	0	0	0	0
Arrests per 100,000 population		N/A	2	0	0	0
Average number offenses/incident		1.00	0	0	0	0
Domestic Violence Victims			0	0	0	0
Offense	Reported	Cleared	Crimes Against Property			
Murder	0	0	Arson	0	0	0
Aggravated Assault	0	0	Bribery	0	0	0
Simple Assault	0	0	Burglary	0	0	0
Intimidation	1	0	Counterfeiting/Forgery	2	0	0
Stalking	0	0	Destruction/Damage/Vandalism	2	0	0
Forcible Rape	0	0	Embezzlement	0	0	0
Forcible Sodomy	0	0	Extortion/Blackmail	0	0	0
Sexual Assault W/Object	0	0	Fraud - False Pretenses	5	1	1
Forcible Fondling	0	0	Fraud - Credit Card/ATM	0	0	0
Incest	0	0	Fraud - Impersonation	0	0	0
Statutory Rape	0	0	Fraud - Welfare	0	0	0
Kidnapping/Abduction	0	0	Fraud - Wire	0	0	0
Commercial Sex Acts	0	0	Fraud - Identity Theft	0	0	0
Involuntary Servitude	0	0	Fraud - Computer Hacking/Invasion	0	0	0
Total	1	0	Robbery	0	0	0
Group B Arrests			Theft - Pocket-picking	0	0	0
Offense	Adult	Juvenile	Theft - Purse Snatching	0	0	0
Bad Checks	0	0	Theft - Shoplifting	0	0	0
Curfew/Vagrancy	0	0	Theft From Building	6	1	1
Disorderly Conduct	0	0	Theft From Coin Machine	0	0	0
DUI	1	0	Theft From Motor Vehicle	3	0	0
Drunkenness	5	0	Theft of Motor Vehicle Parts	0	0	0
Family-Non Violent	0	0	Theft - All Other Larceny	1	0	0
Liquor Law Violations	0	0	Motor Vehicle Theft	8	0	0
Peeping Tom	0	0	Stolen Property Offenses	0	0	0
Trespass	0	0	Crimes Against Society			
All Other Offenses	0	0	Animal Cruelty	0	0	0
Total Group B	6	0	Drug/Narcotic Violations	0	0	0
			Drug/Narcotic Equipment Violations	0	0	0
			Gambling - Betting/Wagering	0	0	0
			Gambling - Operating/Promoting	0	0	0
			Gambling - Equipment Violations	0	0	0
			Gambling - Sports Tampering	0	0	0
			Pornography/Obscene Material	0	0	0
			Prostitution	0	0	0
			Prostitution Assisting/Promoting	0	0	0
			Purchasing Prostitution	0	0	0
			Weapon Law Violations	11	11	11
			Total Group A Offenses	40	13	13

Crime in Tennessee 2017

(*) Offenses are counted using the FBI Units of Count for Crime

(**) The 'Arrests' column shows arrests made for incidents during the selected period, regardless of arrest date. Arrest counts for the same period may change over time.

Nashville Metro Airport Police Department - NIBRS Agency Crime Overview - 2017

2016 Population Estimate		N/A	Offenses (*)		Arrests (**)	
Offense Overview			Reported	Cleared	Adult	Juvenile
Group A Offenses						
Crimes Against Persons						
Offense Total	257	Murder	0	0	0	0
Number Cleared	136	Negligent Manslaughter	0	0	0	0
Percent Cleared	52.92 %	Negligent Vehicular Manslaughter	0	0	0	0
Group A Crimes per 100,000 population	N/A	Kidnapping/Abduction	0	0	0	0
		Forcible Rape	0	0	0	0
		Forcible Sodomy	0	0	0	0
		Sexual Assault W/Object	0	0	0	0
		Forcible Fondling	0	0	0	0
Arrest Overview		Incest	0	0	0	0
Total Arrests	125	Statutory Rape	0	0	0	0
Adult Arrests	124	Aggravated Assault	1	1	1	0
Juvenile Arrests	1	Simple Assault	7	4	3	0
Unknown Age	0	Intimidation	1	1	0	0
Arrests per 100,000 population	N/A	Stalking	0	0	0	0
		Commercial Sex Acts	0	0	0	0
		Involuntary Servitude	0	0	0	0
Average number offenses/incident	1.06	Crimes Against Property				
Domestic Violence Victims		Arson	0	0	0	0
Offense	Reported	Cleared	Bribery	0	0	0
Murder	0	0	Burglary	0	0	0
Aggravated Assault	0	0	Counterfeiting/Forgery	0	0	0
Simple Assault	0	0	Destruction/Damage/Vandalism	2	0	0
Intimidation	0	0	Embezzlement	1	0	0
Stalking	0	0	Extortion/Blackmail	0	0	0
Forcible Rape	0	0	Fraud - False Pretenses	39	6	6
Forcible Sodomy	0	0	Fraud - Credit Card/ATM	2	1	0
Sexual Assault W/Object	0	0	Fraud - Impersonation	1	1	1
Forcible Fondling	0	0	Fraud - Welfare	0	0	0
Incest	0	0	Fraud - Wire	0	0	0
Statutory Rape	0	0	Fraud - Identity Theft	0	0	0
Kidnapping/Abduction	0	0	Fraud - Computer Hacking/Invasion	0	0	0
Commercial Sex Acts	0	0	Robbery	0	0	0
Involuntary Servitude	0	0	Theft - Pocket-picking	0	0	0
Total	0	0	Theft - Purse Snatching	0	0	0
			Theft - Shoplifting	11	7	0
Group B Arrests			Theft From Building	38	10	4
Offense	Adult	Juvenile	Theft From Coin Machine	0	0	0
Bad Checks	0	0	Theft From Motor Vehicle	19	2	3
Curfew/Vagrancy	0	0	Theft of Motor Vehicle Parts	4	0	0
Disorderly Conduct	3	0	Theft - All Other Larceny	13	5	2
DUI	7	0	Motor Vehicle Theft	28	9	8
Drunkenness	21	0	Stolen Property Offenses	0	0	0
Family-Non Violent	0	0	Crimes Against Society			
Liquor Law Violations	0	0	Animal Cruelty	0	0	0
Peeping Tom	0	0	Drug/Narcotic Violations	36	35	34
Trespass	2	0	Drug/Narcotic Equipment Violations	17	17	5
All Other Offenses	3	0	Gambling - Betting/Wagering	0	0	0
Total Group B	36	0	Gambling - Operating/Promoting	0	0	0
			Gambling - Equipment Violations	0	0	0
			Gambling - Sports Tampering	0	0	0
			Pornography/Obscene Material	0	0	0
			Prostitution	0	0	0
			Prostitution Assisting/Promoting	0	0	0
			Purchasing Prostitution	0	0	0
			Weapon Law Violations	37	37	21
			Total Group A Offenses	257	136	88
						1

Crime in Tennessee 2017

(*) Offenses are counted using the FBI Units of Count for Crime

(**) The 'Arrests' column shows arrests made for incidents during the selected period, regardless of arrest date. Arrest counts for the same period may change over time.

Tri-Cities Airport Public Safety Department - NIBRS Agency Crime Overview - 2017

2016 Population Estimate	N/A	Offenses (*)		Arrests (**)		
		Reported	Cleared	Adult	Juvenile	
Offense Overview		Group A Offenses				
		Crimes Against Persons				
Offense Total	6	Murder	0	0	0	0
Number Cleared	2	Negligent Manslaughter	0	0	0	0
Percent Cleared	33.33 %	Negligent Vehicular Manslaughter	0	0	0	0
Group A Crimes per 100,000 population	N/A	Kidnapping/Abduction	0	0	0	0
		Forcible Rape	0	0	0	0
		Forcible Sodomy	0	0	0	0
		Sexual Assault W/Object	0	0	0	0
Arrest Overview		Forcible Fondling	0	0	0	0
Total Arrests	4	Incest	0	0	0	0
Adult Arrests	4	Statutory Rape	0	0	0	0
Juvenile Arrests	0	Aggravated Assault	0	0	0	0
Unknown Age	0	Simple Assault	0	0	0	0
Arrests per 100,000 population	N/A	Intimidation	0	0	0	0
		Stalking	0	0	0	0
		Commercial Sex Acts	0	0	0	0
Average number offenses/incident	1.00	Involuntary Servitude	0	0	0	0
		Crimes Against Property				
Domestic Violence Victims		Arson	0	0	0	0
Offense	Reported	Cleared	Bribery	0	0	0
Murder	0	0	Burglary	0	0	0
Aggravated Assault	0	0	Counterfeiting/Forgery	0	0	0
Simple Assault	0	0	Destruction/Damage/Vandalism	0	0	0
Intimidation	0	0	Embezzlement	0	0	0
Stalking	0	0	Extortion/Blackmail	0	0	0
Forcible Rape	0	0	Fraud - False Pretenses	0	0	0
Forcible Sodomy	0	0	Fraud - Credit Card/ATM	0	0	0
Sexual Assault W/Object	0	0	Fraud - Impersonation	0	0	0
Forcible Fondling	0	0	Fraud - Welfare	0	0	0
Incest	0	0	Fraud - Wire	0	0	0
Statutory Rape	0	0	Fraud - Identity Theft	0	0	0
Kidnapping/Abduction	0	0	Fraud - Computer Hacking/Invasion	0	0	0
Commercial Sex Acts	0	0	Robbery	0	0	0
Involuntary Servitude	0	0	Theft - Pocket-picking	0	0	0
Total	0	0	Theft - Purse Snatching	0	0	0
			Theft - Shoplifting	0	0	0
Group B Arrests			Theft From Building	0	0	0
Offense	Adult	Juvenile	Theft From Coin Machine	0	0	0
Bad Checks	0	0	Theft From Motor Vehicle	0	0	0
Curfew/Vagrancy	0	0	Theft of Motor Vehicle Parts	0	0	0
Disorderly Conduct	1	0	Theft - All Other Larceny	0	0	0
DUI	0	0	Motor Vehicle Theft	5	1	1
Drunkenness	0	0	Stolen Property Offenses	0	0	0
Family-Non Violent	0	0	Crimes Against Society			
Liquor Law Violations	0	0	Animal Cruelty	0	0	0
Peeping Tom	0	0	Drug/Narcotic Violations	1	1	1
Trespass	0	0	Drug/Narcotic Equipment Violations	0	0	0
All Other Offenses	1	0	Gambling - Betting/Wagering	0	0	0
Total Group B	2	0	Gambling - Operating/Promoting	0	0	0
			Gambling - Equipment Violations	0	0	0
			Gambling - Sports Tampering	0	0	0
			Pornography/Obscene Material	0	0	0
			Prostitution	0	0	0
			Prostitution Assisting/Promoting	0	0	0
			Purchasing Prostitution	0	0	0
			Weapon Law Violations	0	0	0
			Total Group A Offenses	6	2	2

Crime in Tennessee 2017

(*) Offenses are counted using the FBI Units of Count for Crime

(**) The 'Arrests' column shows arrests made for incidents during the selected period, regardless of arrest date. Arrest counts for the same period may change over time.



**CRIME IN
TENNESSEE
2017**

**COLLEGES &
UNIVERSITIES**

Austin Peay State University - NIBRS Agency Crime Overview - 2017

2016 Population Estimate		N/A	Offenses (*)		Arrests (**)		
			Reported	Cleared	Adult	Juvenile	
Offense Overview			Group A Offenses				
Crimes Against Persons							
Offense Total	198		0	0	0	0	
Number Cleared	111		0	0	0	0	
Percent Cleared	56.06 %		0	0	0	0	
Group A Crimes per 100,000 population	N/A		0	0	0	0	
Arrest Overview			Crimes Against Property				
Total Arrests	142		0	0	0	0	
Adult Arrests	135		0	0	0	0	
Juvenile Arrests	7		0	0	0	0	
Unknown Age	0		13	11	12	0	
Arrests per 100,000 population	N/A		6	4	4	0	
Average number offenses/incident	1.14		0	0	0	0	
Domestic Violence Victims			Crimes Against Society				
Offense	Reported	Cleared	Arson	0	0	0	0
Murder	0	0	Bribery	0	0	0	0
Aggravated Assault	0	0	Burglary	9	2	1	1
Simple Assault	4	4	Counterfeiting/Forgery	1	0	0	0
Intimidation	2	2	Destruction/Damage/Vandalism	17	2	0	0
Stalking	0	0	Embezzlement	0	0	0	0
Forcible Rape	0	0	Extortion/Blackmail	0	0	0	0
Forcible Sodomy	0	0	Fraud - False Pretenses	1	1	1	1
Sexual Assault W/Object	0	0	Fraud - Credit Card/ATM	11	0	0	0
Forcible Fondling	0	0	Fraud - Impersonation	1	0	0	0
Incest	0	0	Fraud - Welfare	0	0	0	0
Statutory Rape	0	0	Fraud - Wire	2	0	0	0
Kidnapping/Abduction	0	0	Fraud - Identity Theft	1	0	0	0
Commercial Sex Acts	0	0	Fraud - Computer Hacking/Invasion	0	0	0	0
Involuntary Servitude	0	0	Robbery	1	0	0	0
Total	6	6	Theft - Pocket-picking	0	0	0	0
Group B Arrests			Theft - Purse Snatching	0	0	0	0
Offense	Adult	Juvenile	Theft - Shoplifting	1	1	3	0
Bad Checks	0	0	Theft From Building	26	2	1	0
Curfew/Vagrancy	0	0	Theft From Coin Machine	0	0	0	0
Disorderly Conduct	5	0	Theft From Motor Vehicle	15	4	4	0
DUI	8	0	Theft of Motor Vehicle Parts	0	0	0	0
Drunkenness	8	0	Theft - All Other Larceny	1	0	0	0
Family-Non Violent	0	0	Motor Vehicle Theft	2	1	0	1
Liquor Law Violations	10	0	Stolen Property Offenses	0	0	0	0
Peeping Tom	0	0	Crimes Against Society				
Trespass	5	0	Animal Cruelty	0	0	0	0
All Other Offenses	2	0	Drug/Narcotic Violations	54	47	46	1
Total Group B	38	0	Drug/Narcotic Equipment Violations	24	24	14	0
			Gambling - Betting/Wagering	1	1	1	3
			Gambling - Operating/Promoting	0	0	0	0
			Gambling - Equipment Violations	0	0	0	0
			Gambling - Sports Tampering	0	0	0	0
			Pornography/Obscene Material	0	0	0	0
			Prostitution	0	0	0	0
			Prostitution Assisting/Promoting	0	0	0	0
			Purchasing Prostitution	0	0	0	0
			Weapon Law Violations	5	5	5	0
			Total Group A Offenses	198	111	97	7

Crime in Tennessee 2017

(*) Offenses are counted using the FBI Units of Count for Crime

(**) The 'Arrests' column shows arrests made for incidents during the selected period, regardless of arrest date. Arrest counts for the same period may change over time.

Chattanooga State Community College - NIBRS Agency Crime Overview - 2017

2016 Population Estimate		N/A	Offenses (*)		Arrests (**)	
Offense Overview			Reported	Cleared	Adult	Juvenile
Group A Offenses						
Crimes Against Persons						
Offense Total	15	Murder	0	0	0	0
Number Cleared	3	Negligent Manslaughter	0	0	0	0
Percent Cleared	20.00 %	Negligent Vehicular Manslaughter	0	0	0	0
Group A Crimes per 100,000 population	N/A	Kidnapping/Abduction	0	0	0	0
		Forcible Rape	0	0	0	0
		Forcible Sodomy	0	0	0	0
		Sexual Assault W/Object	0	0	0	0
Arrest Overview		Forcible Fondling	1	1	1	0
Total Arrests	4	Incest	0	0	0	0
Adult Arrests	4	Statutory Rape	0	0	0	0
Juvenile Arrests	0	Aggravated Assault	0	0	0	0
Unknown Age	0	Simple Assault	2	1	1	0
Arrests per 100,000 population	N/A	Intimidation	0	0	0	0
		Stalking	0	0	0	0
		Commercial Sex Acts	0	0	0	0
Average number offenses/incident	1.00	Involuntary Servitude	0	0	0	0
Crimes Against Property						
Domestic Violence Victims						
Offense	Reported	Cleared	Arson	0	0	0
Murder	0	0	Bribery	0	0	0
Aggravated Assault	0	0	Burglary	0	0	0
Simple Assault	0	0	Counterfeiting/Forgery	0	0	0
Intimidation	0	0	Destruction/Damage/Vandalism	3	1	1
Stalking	0	0	Embezzlement	0	0	0
Forcible Rape	0	0	Extortion/Blackmail	0	0	0
Forcible Sodomy	0	0	Fraud - False Pretenses	0	0	0
Sexual Assault W/Object	0	0	Fraud - Credit Card/ATM	0	0	0
Forcible Fondling	0	0	Fraud - Impersonation	0	0	0
Incest	0	0	Fraud - Welfare	0	0	0
Statutory Rape	0	0	Fraud - Wire	1	0	0
Kidnapping/Abduction	0	0	Fraud - Identity Theft	0	0	0
Commercial Sex Acts	0	0	Fraud - Computer Hacking/Invasion	0	0	0
Involuntary Servitude	0	0	Robbery	0	0	0
Total	0	0	Theft - Pocket-picking	0	0	0
			Theft - Purse Snatching	0	0	0
			Theft - Shoplifting	0	0	0
Group B Arrests			Theft From Building	5	0	0
Offense	Adult	Juvenile	Theft From Coin Machine	0	0	0
Bad Checks	0	0	Theft From Motor Vehicle	2	0	0
Curfew/Vagrancy	0	0	Theft of Motor Vehicle Parts	1	0	0
Disorderly Conduct	0	0	Theft - All Other Larceny	0	0	0
DUI	0	0	Motor Vehicle Theft	0	0	0
Drunkenness	0	0	Stolen Property Offenses	0	0	0
Family-Non Violent	0	0	Crimes Against Society			
Liquor Law Violations	0	0	Animal Cruelty	0	0	0
Peeping Tom	0	0	Drug/Narcotic Violations	0	0	0
Trespass	0	0	Drug/Narcotic Equipment Violations	0	0	0
All Other Offenses	1	0	Gambling - Betting/Wagering	0	0	0
Total Group B	1	0	Gambling - Operating/Promoting	0	0	0
			Gambling - Equipment Violations	0	0	0
			Gambling - Sports Tampering	0	0	0
			Pornography/Obscene Material	0	0	0
			Prostitution	0	0	0
			Prostitution Assisting/Promoting	0	0	0
			Purchasing Prostitution	0	0	0
			Weapon Law Violations	0	0	0
			Total Group A Offenses	15	3	3

Crime in Tennessee 2017

(*) Offenses are counted using the FBI Units of Count for Crime

(**) The 'Arrests' column shows arrests made for incidents during the selected period, regardless of arrest date. Arrest counts for the same period may change over time.

Christian Brothers University - Campus Police and Safety - NIBRS Agency Crime Overview - 2017

2016 Population Estimate		N/A	Offenses (*)		Arrests (**)	
			Reported	Cleared	Adult	Juvenile
Offense Overview			Group A Offenses			
			Crimes Against Persons			
Offense Total	35		0	0	0	0
Number Cleared	3		0	0	0	0
Percent Cleared	8.57 %		0	0	0	0
Group A Crimes per 100,000 population	N/A		0	0	0	0
			Crimes Against Property			
Arrest Overview						
Total Arrests	2		0	0	0	0
Adult Arrests	2		0	0	0	0
Juvenile Arrests	0		0	0	0	0
Unknown Age	0		3	2	1	0
Arrests per 100,000 population	N/A		1	0	0	0
Average number offenses/incident	1.06		0	0	0	0
			Domestic Violence Victims			
			Crimes Against Society			
Offense	Reported	Cleared	Arson	0	0	0
Murder	0	0	Bribery	0	0	0
Aggravated Assault	0	0	Burglary	1	0	0
Simple Assault	0	0	Counterfeiting/Forgery	0	0	0
Intimidation	0	0	Destruction/Damage/Vandalism	11	0	0
Stalking	0	0	Embezzlement	0	0	0
Forcible Rape	0	0	Extortion/Blackmail	0	0	0
Forcible Sodomy	0	0	Fraud - False Pretenses	0	0	0
Sexual Assault W/Object	0	0	Fraud - Credit Card/ATM	0	0	0
Forcible Fondling	0	0	Fraud - Impersonation	0	0	0
Incest	0	0	Fraud - Welfare	0	0	0
Statutory Rape	0	0	Fraud - Wire	0	0	0
Kidnapping/Abduction	0	0	Fraud - Identity Theft	0	0	0
Commercial Sex Acts	0	0	Fraud - Computer Hacking/Invasion	0	0	0
Involuntary Servitude	0	0	Robbery	0	0	0
Total	0	0	Theft - Pocket-picking	0	0	0
			Theft - Purse Snatching	0	0	0
			Theft - Shoplifting	1	0	0
Group B Arrests			Theft From Building	6	0	0
Offense	Adult	Juvenile	Theft From Coin Machine	0	0	0
Bad Checks	0	0	Theft From Motor Vehicle	6	0	0
Curfew/Vagrancy	0	0	Theft of Motor Vehicle Parts	2	0	0
Disorderly Conduct	0	0	Theft - All Other Larceny	0	0	0
DUI	0	0	Motor Vehicle Theft	3	1	0
Drunkenness	1	0	Stolen Property Offenses	0	0	0
Family-Non Violent	0	0	Crimes Against Society			
Liquor Law Violations	0	0	Animal Cruelty	0	0	0
Peeping Tom	0	0	Drug/Narcotic Violations	0	0	0
Trespass	0	0	Drug/Narcotic Equipment Violations	1	0	0
All Other Offenses	0	0	Gambling - Betting/Wagering	0	0	0
Total Group B	1	0	Gambling - Operating/Promoting	0	0	0
			Gambling - Equipment Violations	0	0	0
			Gambling - Sports Tampering	0	0	0
			Pornography/Obscene Material	0	0	0
			Prostitution	0	0	0
			Prostitution Assisting/Promoting	0	0	0
			Purchasing Prostitution	0	0	0
			Weapon Law Violations	0	0	0
			Total Group A Offenses	35	3	1

Crime in Tennessee 2017

(*) Offenses are counted using the FBI Units of Count for Crime

(**) The 'Arrests' column shows arrests made for incidents during the selected period, regardless of arrest date. Arrest counts for the same period may change over time.

Jackson State Community College - NIBRS Agency Crime Overview - 2017

2016 Population Estimate	N/A	Offenses (*)		Arrests (**)		
		Reported	Cleared	Adult	Juvenile	
Offense Overview		Group A Offenses				
		Crimes Against Persons				
Offense Total	1	Murder	0	0	0	0
Number Cleared	0	Negligent Manslaughter	0	0	0	0
Percent Cleared	0.00 %	Negligent Vehicular Manslaughter	0	0	0	0
Group A Crimes per 100,000 population	N/A	Kidnapping/Abduction	0	0	0	0
		Forcible Rape	0	0	0	0
		Forcible Sodomy	0	0	0	0
		Sexual Assault W/Object	0	0	0	0
		Forcible Fondling	0	0	0	0
Arrest Overview		Incest	0	0	0	0
Total Arrests	0	Statutory Rape	0	0	0	0
Adult Arrests	0	Aggravated Assault	0	0	0	0
Juvenile Arrests	0	Simple Assault	0	0	0	0
Unknown Age	0	Intimidation	0	0	0	0
Arrests per 100,000 population	N/A	Stalking	0	0	0	0
		Commercial Sex Acts	0	0	0	0
Average number offenses/incident	1.00	Involuntary Servitude	0	0	0	0
		Crimes Against Property				
Domestic Violence Victims		Arson	0	0	0	0
Offense	Reported	Cleared	Bribery	0	0	0
Murder	0	0	Burglary	1	0	0
Aggravated Assault	0	0	Counterfeiting/Forgery	0	0	0
Simple Assault	0	0	Destruction/Damage/Vandalism	0	0	0
Intimidation	0	0	Embezzlement	0	0	0
Stalking	0	0	Extortion/Blackmail	0	0	0
Forcible Rape	0	0	Fraud - False Pretenses	0	0	0
Forcible Sodomy	0	0	Fraud - Credit Card/ATM	0	0	0
Sexual Assault W/Object	0	0	Fraud - Impersonation	0	0	0
Forcible Fondling	0	0	Fraud - Welfare	0	0	0
Incest	0	0	Fraud - Wire	0	0	0
Statutory Rape	0	0	Fraud - Identity Theft	0	0	0
Kidnapping/Abduction	0	0	Fraud - Computer Hacking/Invasion	0	0	0
Commercial Sex Acts	0	0	Robbery	0	0	0
Involuntary Servitude	0	0	Theft - Pocket-picking	0	0	0
Total	0	0	Theft - Purse Snatching	0	0	0
			Theft - Shoplifting	0	0	0
Group B Arrests			Theft From Building	0	0	0
Offense	Adult	Juvenile	Theft From Coin Machine	0	0	0
Bad Checks	0	0	Theft From Motor Vehicle	0	0	0
Curfew/Vagrancy	0	0	Theft of Motor Vehicle Parts	0	0	0
Disorderly Conduct	0	0	Theft - All Other Larceny	0	0	0
DUI	0	0	Motor Vehicle Theft	0	0	0
Drunkenness	0	0	Stolen Property Offenses	0	0	0
Family-Non Violent	0	0	Crimes Against Society			
Liquor Law Violations	0	0	Animal Cruelty	0	0	0
Peeping Tom	0	0	Drug/Narcotic Violations	0	0	0
Trespass	0	0	Drug/Narcotic Equipment Violations	0	0	0
All Other Offenses	0	0	Gambling - Betting/Wagering	0	0	0
Total Group B	0	0	Gambling - Operating/Promoting	0	0	0
			Gambling - Equipment Violations	0	0	0
			Gambling - Sports Tampering	0	0	0
			Pornography/Obscene Material	0	0	0
			Prostitution	0	0	0
			Prostitution Assisting/Promoting	0	0	0
			Purchasing Prostitution	0	0	0
			Weapon Law Violations	0	0	0
			Total Group A Offenses	1	0	0

Crime in Tennessee 2017

(*) Offenses are counted using the FBI Units of Count for Crime

(**) The 'Arrests' column shows arrests made for incidents during the selected period, regardless of arrest date. Arrest counts for the same period may change over time.

Lincoln Memorial University - NIBRS Agency Crime Overview - 2017

2016 Population Estimate		N/A	Offenses (*)		Arrests (**)	
Offense Overview			Reported	Cleared	Adult	Juvenile
Group A Offenses						
Crimes Against Persons						
Offense Total	6	Murder	0	0	0	0
Number Cleared	6	Negligent Manslaughter	0	0	0	0
Percent Cleared	100.00 %	Negligent Vehicular Manslaughter	0	0	0	0
Group A Crimes per 100,000 population	N/A	Kidnapping/Abduction	0	0	0	0
		Forcible Rape	0	0	0	0
		Forcible Sodomy	0	0	0	0
		Sexual Assault W/Object	0	0	0	0
Arrest Overview		Forcible Fondling	0	0	0	0
Total Arrests	13	Incest	0	0	0	0
Adult Arrests	12	Statutory Rape	0	0	0	0
Juvenile Arrests	1	Aggravated Assault	0	0	0	0
Unknown Age	0	Simple Assault	1	1	1	0
Arrests per 100,000 population	N/A	Intimidation	1	1	0	1
		Stalking	0	0	0	0
		Commercial Sex Acts	0	0	0	0
Average number offenses/incident	1.00	Involuntary Servitude	0	0	0	0
Crimes Against Property						
Domestic Violence Victims						
Offense	Reported	Cleared	Arson	0	0	0
Murder	0	0	Bribery	0	0	0
Aggravated Assault	0	0	Burglary	0	0	0
Simple Assault	0	0	Counterfeiting/Forgery	0	0	0
Intimidation	0	0	Destruction/Damage/Vandalism	0	0	0
Stalking	0	0	Embezzlement	0	0	0
Forcible Rape	0	0	Extortion/Blackmail	0	0	0
Forcible Sodomy	0	0	Fraud - False Pretenses	0	0	0
Sexual Assault W/Object	0	0	Fraud - Credit Card/ATM	0	0	0
Forcible Fondling	0	0	Fraud - Impersonation	0	0	0
Incest	0	0	Fraud - Welfare	0	0	0
Statutory Rape	0	0	Fraud - Wire	0	0	0
Kidnapping/Abduction	0	0	Fraud - Identity Theft	0	0	0
Commercial Sex Acts	0	0	Fraud - Computer Hacking/Invasion	0	0	0
Involuntary Servitude	0	0	Robbery	0	0	0
Total	0	0	Theft - Pocket-picking	0	0	0
			Theft - Purse Snatching	0	0	0
			Theft - Shoplifting	0	0	0
			Theft From Building	0	0	0
Group B Arrests			Theft From Coin Machine	0	0	0
Offense	Adult	Juvenile	Theft From Motor Vehicle	0	0	0
Bad Checks	0	0	Theft of Motor Vehicle Parts	0	0	0
Curfew/Vagrancy	0	0	Theft - All Other Larceny	1	1	0
Disorderly Conduct	0	0	Motor Vehicle Theft	0	0	0
DUI	0	0	Stolen Property Offenses	0	0	0
Drunkenness	0	0	Crimes Against Society			
Family-Non Violent	0	0	Animal Cruelty	0	0	0
Liquor Law Violations	8	0	Drug/Narcotic Violations	3	3	3
Peeping Tom	0	0	Drug/Narcotic Equipment Violations	0	0	0
Trespass	0	0	Gambling - Betting/Wagering	0	0	0
All Other Offenses	0	0	Gambling - Operating/Promoting	0	0	0
Total Group B	8	0	Gambling - Equipment Violations	0	0	0
			Gambling - Sports Tampering	0	0	0
			Pornography/Obscene Material	0	0	0
			Prostitution	0	0	0
			Prostitution Assisting/Promoting	0	0	0
			Purchasing Prostitution	0	0	0
			Weapon Law Violations	0	0	0
			Total Group A Offenses	6	6	4
						1

Crime in Tennessee 2017

(*) Offenses are counted using the FBI Units of Count for Crime

(**) The 'Arrests' column shows arrests made for incidents during the selected period, regardless of arrest date. Arrest counts for the same period may change over time.

Middle Tennessee State University - NIBRS Agency Crime Overview - 2017

2016 Population Estimate		N/A	Offenses (*)		Arrests (**)	
Offense Overview			Reported	Cleared	Adult	Juvenile
Offense Total		398	0	0	0	0
Number Cleared		123	0	0	0	0
Percent Cleared		30.90 %	0	0	0	0
Group A Crimes per 100,000 population		N/A	0	0	0	0
Arrest Overview			5	0	0	0
Total Arrests		149	0	0	0	0
Adult Arrests		145	0	0	0	0
Juvenile Arrests		4	6	3	3	0
Unknown Age		0	36	15	14	0
Arrests per 100,000 population		N/A	19	1	1	0
Average number offenses/incident		1.20	4	1	1	0
Domestic Violence Victims			0	0	0	0
Offense	Reported	Cleared	Crimes Against Property			
Murder	0	0	Arson	0	0	0
Aggravated Assault	3	2	Bribery	0	0	0
Simple Assault	17	12	Burglary	20	3	3
Intimidation	2	0	Counterfeiting/Forgery	3	0	0
Stalking	1	0	Destruction/Damage/Vandalism	51	5	4
Forcible Rape	1	0	Embezzlement	2	0	0
Forcible Sodomy	0	0	Extortion/Blackmail	2	0	0
Sexual Assault W/Object	0	0	Fraud - False Pretenses	4	0	0
Forcible Fondling	0	0	Fraud - Credit Card/ATM	4	1	1
Incest	0	0	Fraud - Impersonation	2	1	0
Statutory Rape	0	0	Fraud - Welfare	0	0	0
Kidnapping/Abduction	0	0	Fraud - Wire	2	0	0
Commercial Sex Acts	0	0	Fraud - Identity Theft	0	0	0
Involuntary Servitude	0	0	Fraud - Computer Hacking/Invasion	0	0	0
Total	24	14	Robbery	1	1	1
Group B Arrests			Theft - Pocket-picking	0	0	0
Offense	Adult	Juvenile	Theft - Purse Snatching	0	0	0
Bad Checks	0	0	Theft - Shoplifting	5	2	3
Curfew/Vagrancy	0	0	Theft From Building	53	5	4
Disorderly Conduct	0	0	Theft From Coin Machine	0	0	0
DUI	16	0	Theft From Motor Vehicle	27	7	9
Drunkenness	9	0	Theft of Motor Vehicle Parts	5	0	0
Family-Non Violent	0	0	Theft - All Other Larceny	38	2	1
Liquor Law Violations	8	0	Motor Vehicle Theft	5	1	0
Peeping Tom	0	0	Stolen Property Offenses	0	0	0
Trespass	6	0	Crimes Against Society			
All Other Offenses	12	0	Animal Cruelty	0	0	0
Total Group B	51	0	Drug/Narcotic Violations	52	37	35
			Drug/Narcotic Equipment Violations	48	36	12
			Gambling - Betting/Wagering	0	0	0
			Gambling - Operating/Promoting	0	0	0
			Gambling - Equipment Violations	0	0	0
			Gambling - Sports Tampering	0	0	0
			Pornography/Obscene Material	0	0	0
			Prostitution	0	0	0
			Prostitution Assisting/Promoting	0	0	0
			Purchasing Prostitution	0	0	0
			Weapon Law Violations	3	2	2
			Total Group A Offenses	398	123	94
						4

Crime in Tennessee 2017

(*) Offenses are counted using the FBI Units of Count for Crime

(**) The 'Arrests' column shows arrests made for incidents during the selected period, regardless of arrest date. Arrest counts for the same period may change over time.

Motlow State Community College - NIBRS Agency Crime Overview - 2017

2016 Population Estimate		N/A	Offenses (*)		Arrests (**)	
Offense Overview			Reported	Cleared	Adult	Juvenile
Group A Offenses						
Crimes Against Persons						
Offense Total	6	Murder	0	0	0	0
Number Cleared	5	Negligent Manslaughter	0	0	0	0
Percent Cleared	83.33 %	Negligent Vehicular Manslaughter	0	0	0	0
Group A Crimes per 100,000 population	N/A	Kidnapping/Abduction	0	0	0	0
		Forcible Rape	0	0	0	0
		Forcible Sodomy	0	0	0	0
		Sexual Assault W/Object	0	0	0	0
Arrest Overview		Forcible Fondling	0	0	0	0
Total Arrests	3	Incest	0	0	0	0
Adult Arrests	3	Statutory Rape	0	0	0	0
Juvenile Arrests	0	Aggravated Assault	0	0	0	0
Unknown Age	0	Simple Assault	0	0	0	0
Arrests per 100,000 population	N/A	Intimidation	0	0	0	0
		Stalking	0	0	0	0
		Commercial Sex Acts	0	0	0	0
Average number offenses/incident	1.20	Involuntary Servitude	0	0	0	0
Domestic Violence Victims		Crimes Against Property				
Offense	Reported	Cleared	Arson	0	0	0
Murder	0	0	Bribery	0	0	0
Aggravated Assault	0	0	Burglary	0	0	0
Simple Assault	0	0	Counterfeiting/Forgery	0	0	0
Intimidation	0	0	Destruction/Damage/Vandalism	2	1	0
Stalking	0	0	Embezzlement	0	0	0
Forcible Rape	0	0	Extortion/Blackmail	0	0	0
Forcible Sodomy	0	0	Fraud - False Pretenses	0	0	0
Sexual Assault W/Object	0	0	Fraud - Credit Card/ATM	0	0	0
Forcible Fondling	0	0	Fraud - Impersonation	0	0	0
Incest	0	0	Fraud - Welfare	0	0	0
Statutory Rape	0	0	Fraud - Wire	0	0	0
Kidnapping/Abduction	0	0	Fraud - Identity Theft	0	0	0
Commercial Sex Acts	0	0	Fraud - Computer Hacking/Invasion	0	0	0
Involuntary Servitude	0	0	Robbery	0	0	0
Total	0	0	Theft - Pocket-picking	0	0	0
			Theft - Purse Snatching	0	0	0
			Theft - Shoplifting	0	0	0
			Theft From Building	0	0	0
Group B Arrests			Theft From Coin Machine	0	0	0
Offense	Adult	Juvenile	Theft From Motor Vehicle	0	0	0
Bad Checks	0	0	Theft of Motor Vehicle Parts	0	0	0
Curfew/Vagrancy	0	0	Theft - All Other Larceny	0	0	0
Disorderly Conduct	0	0	Motor Vehicle Theft	0	0	0
DUI	0	0	Stolen Property Offenses	0	0	0
Drunkenness	0	0	Crimes Against Society			
Family-Non Violent	0	0	Animal Cruelty	0	0	0
Liquor Law Violations	0	0	Drug/Narcotic Violations	3	3	3
Peeping Tom	0	0	Drug/Narcotic Equipment Violations	1	1	0
Trespass	0	0	Gambling - Betting/Wagering	0	0	0
All Other Offenses	0	0	Gambling - Operating/Promoting	0	0	0
Total Group B	0	0	Gambling - Equipment Violations	0	0	0
			Gambling - Sports Tampering	0	0	0
			Pornography/Obscene Material	0	0	0
			Prostitution	0	0	0
			Prostitution Assisting/Promoting	0	0	0
			Purchasing Prostitution	0	0	0
			Weapon Law Violations	0	0	0
			Total Group A Offenses	6	5	3

Crime in Tennessee 2017

(*) Offenses are counted using the FBI Units of Count for Crime

(**) The 'Arrests' column shows arrests made for incidents during the selected period, regardless of arrest date. Arrest counts for the same period may change over time.

Northeast State Community College - NIBRS Agency Crime Overview - 2017

2016 Population Estimate		N/A	Offenses (*)		Arrests (**)	
			Reported	Cleared	Adult	Juvenile
Offense Overview			Group A Offenses			
			Crimes Against Persons			
Offense Total	13		0	0	0	0
Number Cleared	4		0	0	0	0
Percent Cleared	30.77 %		0	0	0	0
Group A Crimes per 100,000 population	N/A		0	0	0	0
			Crimes Against Property			
Arrest Overview						
Total Arrests	6		0	0	0	0
Adult Arrests	5		0	0	0	0
Juvenile Arrests	1		0	0	0	0
Unknown Age	0		0	0	0	0
Arrests per 100,000 population	N/A		0	0	0	0
Average number offenses/incident	1.08		0	0	0	0
Domestic Violence Victims						
Offense	Reported	Cleared				
Murder	0	0	0	0	0	0
Aggravated Assault	0	0	0	0	0	0
Simple Assault	0	0	0	0	0	0
Intimidation	0	0	0	0	0	0
Stalking	0	0	0	0	0	0
Forcible Rape	0	0	0	0	0	0
Forcible Sodomy	0	0	0	0	0	0
Sexual Assault W/Object	0	0	0	0	0	0
Forcible Fondling	0	0	0	0	0	0
Incest	0	0	0	0	0	0
Statutory Rape	0	0	0	0	0	0
Kidnapping/Abduction	0	0	0	0	0	0
Commercial Sex Acts	0	0	0	0	0	0
Involuntary Servitude	0	0	0	0	0	0
Total	0	0				
Group B Arrests						
Offense	Adult	Juvenile				
Bad Checks	0	0				
Curfew/Vagrancy	0	0				
Disorderly Conduct	0	0				
DUI	0	0				
Drunkenness	0	0				
Family-Non Violent	0	0				
Liquor Law Violations	0	0				
Peeping Tom	0	0				
Trespass	1	0				
All Other Offenses	1	0				
Total Group B	2	0				
			Crimes Against Society			
			Animal Cruelty			
			Drug/Narcotic Violations			
			Drug/Narcotic Equipment Violations			
			Gambling - Betting/Wagering			
			Gambling - Operating/Promoting			
			Gambling - Equipment Violations			
			Gambling - Sports Tampering			
			Pornography/Obscene Material			
			Prostitution			
			Prostitution Assisting/Promoting			
			Purchasing Prostitution			
			Weapon Law Violations			
			Total Group A Offenses			
			13		4	
					3	
					1	

Crime in Tennessee 2017

(*) Offenses are counted using the FBI Units of Count for Crime

(**) The 'Arrests' column shows arrests made for incidents during the selected period, regardless of arrest date. Arrest counts for the same period may change over time.

Pellissippi State Community College - NIBRS Agency Crime Overview - 2017

2016 Population Estimate	N/A	Offenses (*)		Arrests (**)		
		Reported	Cleared	Adult	Juvenile	
Offense Overview		Group A Offenses				
		Crimes Against Persons				
Offense Total	152	Murder	0	0	0	0
Number Cleared	20	Negligent Manslaughter	0	0	0	0
Percent Cleared	13.16 %	Negligent Vehicular Manslaughter	0	0	0	0
Group A Crimes per 100,000 population	N/A	Kidnapping/Abduction	0	0	0	0
		Forcible Rape	0	0	0	0
		Forcible Sodomy	0	0	0	0
		Sexual Assault W/Object	0	0	0	0
Arrest Overview		Forcible Fondling	2	2	1	0
Total Arrests	11	Incest	0	0	0	0
Adult Arrests	11	Statutory Rape	0	0	0	0
Juvenile Arrests	0	Aggravated Assault	0	0	0	0
Unknown Age	0	Simple Assault	9	5	4	0
Arrests per 100,000 population	N/A	Intimidation	9	7	3	0
		Stalking	6	0	0	0
		Commercial Sex Acts	0	0	0	0
Average number offenses/incident	1.07	Involuntary Servitude	0	0	0	0
		Crimes Against Property				
Domestic Violence Victims		Arson	0	0	0	0
Offense	Reported	Cleared	Bribery	0	0	0
Murder	0	0	Burglary	0	0	0
Aggravated Assault	0	0	Counterfeiting/Forgery	1	0	0
Simple Assault	4	4	Destruction/Damage/Vandalism	94	1	0
Intimidation	1	1	Embezzlement	0	0	0
Stalking	0	0	Extortion/Blackmail	0	0	0
Forcible Rape	0	0	Fraud - False Pretenses	0	0	0
Forcible Sodomy	0	0	Fraud - Credit Card/ATM	0	0	0
Sexual Assault W/Object	0	0	Fraud - Impersonation	0	0	0
Forcible Fondling	0	0	Fraud - Welfare	0	0	0
Incest	0	0	Fraud - Wire	0	0	0
Statutory Rape	0	0	Fraud - Identity Theft	0	0	0
Kidnapping/Abduction	0	0	Fraud - Computer Hacking/Invasion	0	0	0
Commercial Sex Acts	0	0	Robbery	0	0	0
Involuntary Servitude	0	0	Theft - Pocket-picking	0	0	0
Total	5	5	Theft - Purse Snatching	0	0	0
			Theft - Shoplifting	1	1	1
			Theft From Building	13	0	0
Group B Arrests			Theft From Coin Machine	0	0	0
Offense	Adult	Juvenile	Theft From Motor Vehicle	2	0	0
Bad Checks	0	0	Theft of Motor Vehicle Parts	1	0	0
Curfew/Vagrancy	0	0	Theft - All Other Larceny	5	0	0
Disorderly Conduct	0	0	Motor Vehicle Theft	0	0	0
DUI	0	0	Stolen Property Offenses	0	0	0
Drunkenness	1	0	Crimes Against Society			
Family-Non Violent	0	0	Animal Cruelty	0	0	0
Liquor Law Violations	0	0	Drug/Narcotic Violations	4	2	1
Peeping Tom	0	0	Drug/Narcotic Equipment Violations	4	2	0
Trespass	0	0	Gambling - Betting/Wagering	0	0	0
All Other Offenses	0	0	Gambling - Operating/Promoting	0	0	0
Total Group B	1	0	Gambling - Equipment Violations	0	0	0
			Gambling - Sports Tampering	0	0	0
			Pornography/Obscene Material	0	0	0
			Prostitution	0	0	0
			Prostitution Assisting/Promoting	0	0	0
			Purchasing Prostitution	0	0	0
			Weapon Law Violations	1	0	0
			Total Group A Offenses	152	20	10

Crime in Tennessee 2017

(*) Offenses are counted using the FBI Units of Count for Crime

(**) The 'Arrests' column shows arrests made for incidents during the selected period, regardless of arrest date. Arrest counts for the same period may change over time.

Roane State Community College - NIBRS Agency Crime Overview - 2017

2016 Population Estimate		N/A	Offenses (*)		Arrests (**)	
Offense Overview			Reported	Cleared	Adult	Juvenile
Offense Total		3	0	0	0	0
Number Cleared		0	0	0	0	0
Percent Cleared		0.00 %	0	0	0	0
Group A Crimes per 100,000 population		N/A	0	0	0	0
Arrest Overview			0	0	0	0
Total Arrests		0	0	0	0	0
Adult Arrests		0	0	0	0	0
Juvenile Arrests		0	0	0	0	0
Unknown Age		0	0	0	0	0
Arrests per 100,000 population		N/A	0	0	0	0
Average number offenses/incident		1.00	0	0	0	0
Domestic Violence Victims			Crimes Against Property			
Offense	Reported	Cleared	Arson	0	0	0
Murder	0	0	Bribery	0	0	0
Aggravated Assault	0	0	Burglary	0	0	0
Simple Assault	0	0	Counterfeiting/Forgery	0	0	0
Intimidation	0	0	Destruction/Damage/Vandalism	0	0	0
Stalking	0	0	Embezzlement	0	0	0
Forcible Rape	0	0	Extortion/Blackmail	0	0	0
Forcible Sodomy	0	0	Fraud - False Pretenses	0	0	0
Sexual Assault W/Object	0	0	Fraud - Credit Card/ATM	0	0	0
Forcible Fondling	0	0	Fraud - Impersonation	0	0	0
Incest	0	0	Fraud - Welfare	0	0	0
Statutory Rape	0	0	Fraud - Wire	0	0	0
Kidnapping/Abduction	0	0	Fraud - Identity Theft	0	0	0
Commercial Sex Acts	0	0	Fraud - Computer Hacking/Invasion	0	0	0
Involuntary Servitude	0	0	Robbery	0	0	0
Total	0	0	Theft - Pocket-picking	0	0	0
Group B Arrests			Theft - Purse Snatching	0	0	0
Offense	Adult	Juvenile	Theft - Shoplifting	0	0	0
Bad Checks	0	0	Theft From Building	2	0	0
Curfew/Vagrancy	0	0	Theft From Coin Machine	0	0	0
Disorderly Conduct	0	0	Theft From Motor Vehicle	0	0	0
DUI	0	0	Theft of Motor Vehicle Parts	0	0	0
Drunkenness	0	0	Theft - All Other Larceny	1	0	0
Family-Non Violent	0	0	Motor Vehicle Theft	0	0	0
Liquor Law Violations	0	0	Stolen Property Offenses	0	0	0
Peeping Tom	0	0	Crimes Against Society			
Trespass	0	0	Animal Cruelty	0	0	0
All Other Offenses	0	0	Drug/Narcotic Violations	0	0	0
Total Group B	0	0	Drug/Narcotic Equipment Violations	0	0	0
			Gambling - Betting/Wagering	0	0	0
			Gambling - Operating/Promoting	0	0	0
			Gambling - Equipment Violations	0	0	0
			Gambling - Sports Tampering	0	0	0
			Pornography/Obscene Material	0	0	0
			Prostitution	0	0	0
			Prostitution Assisting/Promoting	0	0	0
			Purchasing Prostitution	0	0	0
			Weapon Law Violations	0	0	0
			Total Group A Offenses	3	0	0

Crime in Tennessee 2017

(*) Offenses are counted using the FBI Units of Count for Crime

(**) The 'Arrests' column shows arrests made for incidents during the selected period, regardless of arrest date. Arrest counts for the same period may change over time.

Southwest Tennessee Community College - NIBRS Agency Crime Overview - 2017

2016 Population Estimate	N/A	Offenses (*)		Arrests (**)		
		Reported	Cleared	Adult	Juvenile	
Offense Overview		Group A Offenses				
		Crimes Against Persons				
Offense Total	62	Murder	0	0	0	0
Number Cleared	7	Negligent Manslaughter	0	0	0	0
Percent Cleared	11.29 %	Negligent Vehicular Manslaughter	0	0	0	0
Group A Crimes per 100,000 population	N/A	Kidnapping/Abduction	0	0	0	0
		Forcible Rape	0	0	0	0
		Forcible Sodomy	0	0	0	0
		Sexual Assault W/Object	0	0	0	0
Arrest Overview		Forcible Fondling	1	0	0	0
Total Arrests	16	Incest	0	0	0	0
Adult Arrests	16	Statutory Rape	0	0	0	0
Juvenile Arrests	0	Aggravated Assault	1	0	0	0
Unknown Age	0	Simple Assault	9	3	4	0
Arrests per 100,000 population	N/A	Intimidation	21	0	0	0
		Stalking	0	0	0	0
		Commercial Sex Acts	0	0	0	0
Average number offenses/incident	1.19	Involuntary Servitude	0	0	0	0
		Crimes Against Property				
Domestic Violence Victims		Arson	0	0	0	0
Offense	Reported	Cleared	Bribery	0	0	0
Murder	0	0	Burglary	0	0	0
Aggravated Assault	0	0	Counterfeiting/Forgery	3	0	0
Simple Assault	4	1	Destruction/Damage/Vandalism	3	0	0
Intimidation	5	0	Embezzlement	0	0	0
Stalking	0	0	Extortion/Blackmail	0	0	0
Forcible Rape	0	0	Fraud - False Pretenses	2	0	0
Forcible Sodomy	0	0	Fraud - Credit Card/ATM	0	0	0
Sexual Assault W/Object	0	0	Fraud - Impersonation	0	0	0
Forcible Fondling	0	0	Fraud - Welfare	0	0	0
Incest	0	0	Fraud - Wire	0	0	0
Statutory Rape	0	0	Fraud - Identity Theft	0	0	0
Kidnapping/Abduction	0	0	Fraud - Computer Hacking/Invasion	0	0	0
Commercial Sex Acts	0	0	Robbery	0	0	0
Involuntary Servitude	0	0	Theft - Pocket-picking	1	0	0
Total	9	1	Theft - Purse Snatching	0	0	0
			Theft - Shoplifting	0	0	0
Group B Arrests			Theft From Building	10	0	0
Offense	Adult	Juvenile	Theft From Coin Machine	1	0	0
Bad Checks	0	0	Theft From Motor Vehicle	3	0	0
Curfew/Vagrancy	0	0	Theft of Motor Vehicle Parts	0	0	0
Disorderly Conduct	2	0	Theft - All Other Larceny	0	0	0
DUI	0	0	Motor Vehicle Theft	0	0	0
Drunkenness	1	0	Stolen Property Offenses	0	0	0
Family-Non Violent	0	0	Crimes Against Society			
Liquor Law Violations	0	0	Animal Cruelty	0	0	0
Peeping Tom	0	0	Drug/Narcotic Violations	3	2	3
Trespass	2	0	Drug/Narcotic Equipment Violations	1	1	0
All Other Offenses	0	0	Gambling - Betting/Wagering	1	1	4
Total Group B	5	0	Gambling - Operating/Promoting	0	0	0
			Gambling - Equipment Violations	0	0	0
			Gambling - Sports Tampering	0	0	0
			Pornography/Obscene Material	2	0	0
			Prostitution	0	0	0
			Prostitution Assisting/Promoting	0	0	0
			Purchasing Prostitution	0	0	0
			Weapon Law Violations	0	0	0
			Total Group A Offenses	62	7	11
						0

Crime in Tennessee 2017

(*) Offenses are counted using the FBI Units of Count for Crime

(**) The 'Arrests' column shows arrests made for incidents during the selected period, regardless of arrest date. Arrest counts for the same period may change over time.

University of Memphis - NIBRS Agency Crime Overview - 2017

2016 Population Estimate	N/A	Offenses (*)		Arrests (**)		
		Reported	Cleared	Adult	Juvenile	
Offense Overview		Group A Offenses				
		Crimes Against Persons				
Offense Total	263	Murder	0	0	0	0
Number Cleared	90	Negligent Manslaughter	0	0	0	0
Percent Cleared	34.22 %	Negligent Vehicular Manslaughter	0	0	0	0
Group A Crimes per 100,000 population	N/A	Kidnapping/Abduction	0	0	0	0
		Forcible Rape	5	5	1	0
		Forcible Sodomy	1	0	0	0
		Sexual Assault W/Object	0	0	0	0
Arrest Overview		Forcible Fondling	1	0	0	0
Total Arrests	115	Incest	0	0	0	0
Adult Arrests	107	Statutory Rape	0	0	0	0
Juvenile Arrests	8	Aggravated Assault	4	3	2	0
Unknown Age	0	Simple Assault	23	23	12	2
Arrests per 100,000 population	N/A	Intimidation	11	7	5	0
		Stalking	0	0	0	0
		Commercial Sex Acts	0	0	0	0
Average number offenses/incident	1.06	Involuntary Servitude	0	0	0	0
		Crimes Against Property				
Domestic Violence Victims		Arson	0	0	0	0
Offense	Reported	Cleared	Bribery	0	0	0
Murder	0	0	Burglary	15	2	2
Aggravated Assault	1	1	Counterfeiting/Forgery	2	1	1
Simple Assault	5	5	Destruction/Damage/Vandalism	37	7	7
Intimidation	0	0	Embezzlement	0	0	0
Stalking	0	0	Extortion/Blackmail	0	0	0
Forcible Rape	0	0	Fraud - False Pretenses	6	2	1
Forcible Sodomy	0	0	Fraud - Credit Card/ATM	16	5	5
Sexual Assault W/Object	0	0	Fraud - Impersonation	1	0	0
Forcible Fondling	0	0	Fraud - Welfare	0	0	0
Incest	0	0	Fraud - Wire	0	0	0
Statutory Rape	0	0	Fraud - Identity Theft	0	0	0
Kidnapping/Abduction	0	0	Fraud - Computer Hacking/Invasion	0	0	0
Commercial Sex Acts	0	0	Robbery	2	1	1
Involuntary Servitude	0	0	Theft - Pocket-picking	1	0	0
Total	6	6	Theft - Purse Snatching	0	0	0
			Theft - Shoplifting	1	1	1
Group B Arrests			Theft From Building	46	5	5
Offense	Adult	Juvenile	Theft From Coin Machine	0	0	0
Bad Checks	0	0	Theft From Motor Vehicle	25	2	2
Curfew/Vagrancy	0	0	Theft of Motor Vehicle Parts	24	2	3
Disorderly Conduct	1	0	Theft - All Other Larceny	16	1	1
DUI	4	0	Motor Vehicle Theft	1	0	0
Drunkenness	4	1	Stolen Property Offenses	0	0	0
Family-Non Violent	1	0	Crimes Against Society			
Liquor Law Violations	0	0	Animal Cruelty	0	0	0
Peeping Tom	2	0	Drug/Narcotic Violations	14	12	20
Trespass	13	0	Drug/Narcotic Equipment Violations	5	5	8
All Other Offenses	0	0	Gambling - Betting/Wagering	0	0	0
Total Group B	25	1	Gambling - Operating/Promoting	0	0	0
			Gambling - Equipment Violations	0	0	0
			Gambling - Sports Tampering	0	0	0
			Pornography/Obscene Material	0	0	0
			Prostitution	0	0	0
			Prostitution Assisting/Promoting	0	0	0
			Purchasing Prostitution	0	0	0
			Weapon Law Violations	6	6	5
			Total Group A Offenses	263	90	82
						7

Crime in Tennessee 2017

(*) Offenses are counted using the FBI Units of Count for Crime

(**) The 'Arrests' column shows arrests made for incidents during the selected period, regardless of arrest date. Arrest counts for the same period may change over time.

University of Tennessee at Martin - NIBRS Agency Crime Overview - 2017

2016 Population Estimate		N/A	Offenses (*)		Arrests (**)	
			Reported	Cleared	Adult	Juvenile
Offense Overview			Group A Offenses			
			Crimes Against Persons			
Offense Total	109		0	0	0	0
Number Cleared	51		0	0	0	0
Percent Cleared	46.79 %		0	0	0	0
Group A Crimes per 100,000 population	N/A		0	0	0	0
			Crimes Against Property			
Arrest Overview						
Total Arrests	107		0	0	0	0
Adult Arrests	100		0	0	0	0
Juvenile Arrests	7		1	1	1	0
Unknown Age	0		6	4	6	0
Arrests per 100,000 population	N/A		2	2	2	0
Average number offenses/incident	1.07		0	0	0	0
			Domestic Violence Victims			
			Crimes Against Society			
Offense	Reported	Cleared	Arson	0	0	0
Murder	0	0	Bribery	0	0	0
Aggravated Assault	0	0	Burglary	4	1	1
Simple Assault	2	1	Counterfeiting/Forgery	0	0	0
Intimidation	0	0	Destruction/Damage/Vandalism	8	2	2
Stalking	0	0	Embezzlement	0	0	0
Forcible Rape	0	0	Extortion/Blackmail	0	0	0
Forcible Sodomy	0	0	Fraud - False Pretenses	1	0	0
Sexual Assault W/Object	0	0	Fraud - Credit Card/ATM	0	0	0
Forcible Fondling	0	0	Fraud - Impersonation	2	0	0
Incest	0	0	Fraud - Welfare	0	0	0
Statutory Rape	0	0	Fraud - Wire	0	0	0
Kidnapping/Abduction	0	0	Fraud - Identity Theft	1	0	0
Commercial Sex Acts	0	0	Fraud - Computer Hacking/Invasion	0	0	0
Involuntary Servitude	0	0	Robbery	0	0	0
Total	2	1	Theft - Pocket-picking	0	0	0
			Theft - Purse Snatching	0	0	0
			Theft - Shoplifting	1	0	0
Group B Arrests			Theft From Building	20	3	3
Offense	Adult	Juvenile	Theft From Coin Machine	0	0	0
Bad Checks	0	0	Theft From Motor Vehicle	23	7	7
Curfew/Vagrancy	0	0	Theft of Motor Vehicle Parts	1	0	0
Disorderly Conduct	1	0	Theft - All Other Larceny	8	1	3
DUI	8	0	Motor Vehicle Theft	0	0	0
Drunkenness	0	0	Stolen Property Offenses	0	0	0
Family-Non Violent	0	0	Crimes Against Society			
Liquor Law Violations	34	0	Animal Cruelty	0	0	0
Peeping Tom	0	0	Drug/Narcotic Violations	21	20	22
Trespass	3	0	Drug/Narcotic Equipment Violations	9	9	5
All Other Offenses	2	0	Gambling - Betting/Wagering	0	0	0
Total Group B	48	0	Gambling - Operating/Promoting	0	0	0
			Gambling - Equipment Violations	0	0	0
			Gambling - Sports Tampering	0	0	0
			Pornography/Obscene Material	0	0	0
			Prostitution	0	0	0
			Prostitution Assisting/Promoting	0	0	0
			Purchasing Prostitution	0	0	0
			Weapon Law Violations	1	1	0
			Total Group A Offenses	109	51	52
						7

Crime in Tennessee 2017

(*) Offenses are counted using the FBI Units of Count for Crime

(**) The 'Arrests' column shows arrests made for incidents during the selected period, regardless of arrest date. Arrest counts for the same period may change over time.

University of Tennessee Health Sciences Center - NIBRS Agency Crime Overview - 2017

2016 Population Estimate		N/A	Offenses (*)		Arrests (**)	
			Reported	Cleared	Adult	Juvenile
Offense Overview			Group A Offenses			
			Crimes Against Persons			
Offense Total	33		0	0	0	0
Number Cleared	8		0	0	0	0
Percent Cleared	24.24 %		0	0	0	0
Group A Crimes per 100,000 population	N/A		0	0	0	0
			Crimes Against Property			
Arrest Overview						
Total Arrests	14		0	0	0	0
Adult Arrests	12		0	0	0	0
Juvenile Arrests	2		0	0	0	0
Unknown Age	0		2	2	1	0
Arrests per 100,000 population	N/A		4	0	0	0
Average number offenses/incident	1.00		1	0	0	0
			Crimes Against Society			
Domestic Violence Victims						
Offense	Reported	Cleared				
Murder	0	0	0	0	0	0
Aggravated Assault	0	0	0	0	0	0
Simple Assault	1	1	0	0	0	0
Intimidation	0	0	0	0	0	0
Stalking	1	0	0	0	0	0
Forcible Rape	0	0	0	0	0	0
Forcible Sodomy	0	0	0	0	0	0
Sexual Assault W/Object	0	0	0	0	0	0
Forcible Fondling	0	0	0	0	0	0
Incest	0	0	0	0	0	0
Statutory Rape	0	0	0	0	0	0
Kidnapping/Abduction	0	0	0	0	0	0
Commercial Sex Acts	0	0	0	0	0	0
Involuntary Servitude	0	0	0	0	0	0
Total	2	1				
Group B Arrests						
Offense	Adult	Juvenile				
Bad Checks	0	0	0	0	0	0
Curfew/Vagrancy	0	0	0	0	0	0
Disorderly Conduct	1	0	0	0	0	0
DUI	0	0	0	0	0	0
Drunkenness	3	0	0	0	0	0
Family-Non Violent	0	0	0	0	0	0
Liquor Law Violations	0	0	0	0	0	0
Peeping Tom	0	0	0	0	0	0
Trespass	1	0	0	0	0	0
All Other Offenses	1	0	0	0	0	0
Total Group B	6	0				
			Crimes Against Society			
			Animal Cruelty			
			Drug/Narcotic Violations			
			Drug/Narcotic Equipment Violations			
			Gambling - Betting/Wagering			
			Gambling - Operating/Promoting			
			Gambling - Equipment Violations			
			Gambling - Sports Tampering			
			Pornography/Obscene Material			
			Prostitution			
			Prostitution Assisting/Promoting			
			Purchasing Prostitution			
			Weapon Law Violations			
			Total Group A Offenses			
			33	8	6	2

Crime in Tennessee 2017

(*) Offenses are counted using the FBI Units of Count for Crime

(**) The 'Arrests' column shows arrests made for incidents during the selected period, regardless of arrest date. Arrest counts for the same period may change over time.

Vanderbilt University - NIBRS Agency Crime Overview - 2017

2016 Population Estimate		N/A	Offenses (*)		Arrests (**)		
			Reported	Cleared	Adult	Juvenile	
Offense Overview			Group A Offenses				
			Crimes Against Persons				
Offense Total	869		0	0	0	0	
Number Cleared	320		0	0	0	0	
Percent Cleared	36.82 %		0	0	0	0	
Group A Crimes per 100,000 population	N/A		2	1	2	0	
			6	1	0	0	
			0	0	0	0	
			1	0	0	0	
Arrest Overview			Crimes Against Property				
Total Arrests	567		10	5	1	0	
Adult Arrests	552		0	0	0	0	
Juvenile Arrests	15		17	6	2	0	
Unknown Age	0		97	72	20	2	
Arrests per 100,000 population	N/A		40	26	3	0	
			6	1	0	0	
			0	0	0	0	
Average number offenses/incident	1.10		0	0	0	0	
Domestic Violence Victims			Crimes Against Society				
Offense	Reported	Cleared	Arson	0	0	2	0
Murder	0	0	Bribery	0	0	0	0
Aggravated Assault	3	1	Burglary	5	2	2	0
Simple Assault	20	16	Counterfeiting/Forgery	3	1	1	0
Intimidation	3	1	Destruction/Damage/Vandalism	63	13	4	1
Stalking	2	1	Embezzlement	6	3	2	1
Forcible Rape	0	0	Extortion/Blackmail	2	0	0	0
Forcible Sodomy	0	0	Fraud - False Pretenses	17	2	0	0
Sexual Assault W/Object	0	0	Fraud - Credit Card/ATM	10	2	0	0
Forcible Fondling	0	0	Fraud - Impersonation	7	4	2	0
Incest	0	0	Fraud - Welfare	0	0	0	0
Statutory Rape	0	0	Fraud - Wire	2	0	0	0
Kidnapping/Abduction	1	1	Fraud - Identity Theft	1	0	0	0
Commercial Sex Acts	0	0	Fraud - Computer Hacking/Invasion	0	0	0	0
Involuntary Servitude	0	0	Robbery	0	0	0	0
Total	29	20	Theft - Pocket-picking	2	0	0	0
			Theft - Purse Snatching	0	0	0	0
			Theft - Shoplifting	51	21	19	0
Group B Arrests			Theft From Building	207	34	7	0
Offense	Adult	Juvenile	Theft From Coin Machine	4	0	0	0
Bad Checks	1	0	Theft From Motor Vehicle	50	3	0	0
Curfew/Vagrancy	0	0	Theft of Motor Vehicle Parts	8	0	0	0
Disorderly Conduct	9	0	Theft - All Other Larceny	47	3	0	0
DUI	9	0	Motor Vehicle Theft	7	1	1	0
Drunkenness	31	0	Stolen Property Offenses	3	3	3	0
Family-Non Violent	0	0	Crimes Against Society				
Liquor Law Violations	268	7	Animal Cruelty	0	0	0	0
Peeping Tom	0	0	Drug/Narcotic Violations	116	71	83	1
Trespass	56	0	Drug/Narcotic Equipment Violations	73	40	19	0
All Other Offenses	5	3	Gambling - Betting/Wagering	0	0	0	0
Total Group B	379	10	Gambling - Operating/Promoting	0	0	0	0
			Gambling - Equipment Violations	0	0	0	0
			Gambling - Sports Tampering	0	0	0	0
			Pornography/Obscene Material	0	0	0	0
			Prostitution	0	0	0	0
			Prostitution Assisting/Promoting	0	0	0	0
			Purchasing Prostitution	0	0	0	0
			Weapon Law Violations	6	5	0	0
			Total Group A Offenses	869	320	173	5

Crime in Tennessee 2017

(*) Offenses are counted using the FBI Units of Count for Crime

(**) The 'Arrests' column shows arrests made for incidents during the selected period, regardless of arrest date. Arrest counts for the same period may change over time.

Volunteer State Community College - NIBRS Agency Crime Overview - 2017

2016 Population Estimate		N/A	Offenses (*)		Arrests (**)	
Offense Overview			Reported	Cleared	Adult	Juvenile
Offense Total		21	0	0	0	0
Number Cleared		7	0	0	0	0
Percent Cleared		33.33 %	0	0	0	0
Group A Crimes per 100,000 population		N/A	0	0	0	0
Arrest Overview			0	0	0	0
Total Arrests		7	0	0	0	0
Adult Arrests		7	0	0	0	0
Juvenile Arrests		0	2	2	1	0
Unknown Age		0	0	0	0	0
Arrests per 100,000 population		N/A	0	0	0	0
Average number offenses/incident		1.05	1	0	0	0
Domestic Violence Victims			Crimes Against Property			
Offense	Reported	Cleared	Arson	0	0	0
Murder	0	0	Bribery	0	0	0
Aggravated Assault	1	1	Burglary	0	0	0
Simple Assault	0	0	Counterfeiting/Forgery	0	0	0
Intimidation	0	0	Destruction/Damage/Vandalism	0	0	0
Stalking	1	0	Embezzlement	0	0	0
Forcible Rape	0	0	Extortion/Blackmail	0	0	0
Forcible Sodomy	0	0	Fraud - False Pretenses	1	0	0
Sexual Assault W/Object	0	0	Fraud - Credit Card/ATM	0	0	0
Forcible Fondling	0	0	Fraud - Impersonation	0	0	0
Incest	0	0	Fraud - Welfare	0	0	0
Statutory Rape	0	0	Fraud - Wire	0	0	0
Kidnapping/Abduction	0	0	Fraud - Identity Theft	0	0	0
Commercial Sex Acts	0	0	Fraud - Computer Hacking/Invasion	0	0	0
Involuntary Servitude	0	0	Robbery	0	0	0
Total	2	1	Theft - Pocket-picking	0	0	0
Group B Arrests			Theft - Purse Snatching	0	0	0
Offense	Adult	Juvenile	Theft - Shoplifting	0	0	0
Bad Checks	0	0	Theft From Building	11	3	3
Curfew/Vagrancy	0	0	Theft From Coin Machine	0	0	0
Disorderly Conduct	0	0	Theft From Motor Vehicle	0	0	0
DUI	0	0	Theft of Motor Vehicle Parts	1	0	0
Drunkenness	0	0	Theft - All Other Larceny	1	0	0
Family-Non Violent	0	0	Motor Vehicle Theft	0	0	0
Liquor Law Violations	0	0	Stolen Property Offenses	0	0	0
Peeping Tom	0	0	Crimes Against Society			
Trespass	0	0	Animal Cruelty	0	0	0
All Other Offenses	1	0	Drug/Narcotic Violations	1	1	1
Total Group B	1	0	Drug/Narcotic Equipment Violations	0	0	0
			Gambling - Betting/Wagering	0	0	0
			Gambling - Operating/Promoting	0	0	0
			Gambling - Equipment Violations	0	0	0
			Gambling - Sports Tampering	0	0	0
			Pornography/Obscene Material	0	0	0
			Prostitution	0	0	0
			Prostitution Assisting/Promoting	0	0	0
			Purchasing Prostitution	0	0	0
			Weapon Law Violations	2	1	1
			Total Group A Offenses	21	7	6

Crime in Tennessee 2017

(*) Offenses are counted using the FBI Units of Count for Crime

(**) The 'Arrests' column shows arrests made for incidents during the selected period, regardless of arrest date. Arrest counts for the same period may change over time.

Walters State Community College - NIBRS Agency Crime Overview - 2017

2016 Population Estimate	N/A	Offenses (*)		Arrests (**)		
		Reported	Cleared	Adult	Juvenile	
Offense Overview		Group A Offenses				
		Crimes Against Persons				
Offense Total	8	Murder	0	0	0	0
Number Cleared	3	Negligent Manslaughter	0	0	0	0
Percent Cleared	37.50 %	Negligent Vehicular Manslaughter	0	0	0	0
Group A Crimes per 100,000 population	N/A	Kidnapping/Abduction	0	0	0	0
		Forcible Rape	0	0	0	0
		Forcible Sodomy	0	0	0	0
		Sexual Assault W/Object	0	0	0	0
Arrest Overview		Forcible Fondling	0	0	0	0
Total Arrests	7	Incest	0	0	0	0
Adult Arrests	7	Statutory Rape	0	0	0	0
Juvenile Arrests	0	Aggravated Assault	0	0	0	0
Unknown Age	0	Simple Assault	0	0	0	0
Arrests per 100,000 population	N/A	Intimidation	4	3	1	0
		Stalking	0	0	0	0
		Commercial Sex Acts	0	0	0	0
Average number offenses/incident	1.14	Involuntary Servitude	0	0	0	0
		Crimes Against Property				
Domestic Violence Victims		Arson	0	0	0	0
Offense	Reported	Cleared	Bribery	0	0	0
Murder	0	0	Burglary	0	0	0
Aggravated Assault	0	0	Counterfeiting/Forgery	0	0	0
Simple Assault	0	0	Destruction/Damage/Vandalism	1	0	0
Intimidation	0	0	Embezzlement	0	0	0
Stalking	0	0	Extortion/Blackmail	0	0	0
Forcible Rape	0	0	Fraud - False Pretenses	0	0	0
Forcible Sodomy	0	0	Fraud - Credit Card/ATM	0	0	0
Sexual Assault W/Object	0	0	Fraud - Impersonation	0	0	0
Forcible Fondling	0	0	Fraud - Welfare	0	0	0
Incest	0	0	Fraud - Wire	0	0	0
Statutory Rape	0	0	Fraud - Identity Theft	0	0	0
Kidnapping/Abduction	0	0	Fraud - Computer Hacking/Invasion	0	0	0
Commercial Sex Acts	0	0	Robbery	0	0	0
Involuntary Servitude	0	0	Theft - Pocket-picking	0	0	0
Total	0	0	Theft - Purse Snatching	0	0	0
			Theft - Shoplifting	0	0	0
Group B Arrests			Theft From Building	3	0	0
Offense	Adult	Juvenile	Theft From Coin Machine	0	0	0
Bad Checks	0	0	Theft From Motor Vehicle	0	0	0
Curfew/Vagrancy	0	0	Theft of Motor Vehicle Parts	0	0	0
Disorderly Conduct	0	0	Theft - All Other Larceny	0	0	0
DUI	0	0	Motor Vehicle Theft	0	0	0
Drunkenness	0	0	Stolen Property Offenses	0	0	0
Family-Non Violent	0	0	Crimes Against Society			
Liquor Law Violations	0	0	Animal Cruelty	0	0	0
Peeping Tom	0	0	Drug/Narcotic Violations	0	0	0
Trespass	4	0	Drug/Narcotic Equipment Violations	0	0	0
All Other Offenses	2	0	Gambling - Betting/Wagering	0	0	0
Total Group B	6	0	Gambling - Operating/Promoting	0	0	0
			Gambling - Equipment Violations	0	0	0
			Gambling - Sports Tampering	0	0	0
			Pornography/Obscene Material	0	0	0
			Prostitution	0	0	0
			Prostitution Assisting/Promoting	0	0	0
			Purchasing Prostitution	0	0	0
			Weapon Law Violations	0	0	0
			Total Group A Offenses	8	3	1

Crime in Tennessee 2017

(*) Offenses are counted using the FBI Units of Count for Crime

(**) The 'Arrests' column shows arrests made for incidents during the selected period, regardless of arrest date. Arrest counts for the same period may change over time.

REPORT CARD



**CRIME IN
TENNESSEE
2017**

**STATE
PARKS**

Bicentennial Capitol Mall State Park - NIBRS Agency Crime Overview - 2017

2016 Population Estimate		N/A	Offenses (*)		Arrests (**)	
			Reported	Cleared	Adult	Juvenile
Offense Overview			Group A Offenses			
			Crimes Against Persons			
Offense Total	5		0	0	0	0
Number Cleared	2		0	0	0	0
Percent Cleared	40.00 %		0	0	0	0
Group A Crimes per 100,000 population	N/A		0	0	0	0
			Crimes Against Property			
Arrest Overview						
Total Arrests	11		0	0	0	0
Adult Arrests	11		0	0	0	0
Juvenile Arrests	0		0	0	0	0
Unknown Age	0		0	0	0	0
Arrests per 100,000 population	N/A		0	0	0	0
Average number offenses/incident	1.00		0	0	0	0
Domestic Violence Victims						
Offense	Reported	Cleared				
Murder	0	0	0	0	0	0
Aggravated Assault	0	0	0	0	0	0
Simple Assault	0	0	1	1	1	0
Intimidation	0	0	0	0	0	0
Stalking	0	0	0	0	0	0
Forcible Rape	0	0	0	0	0	0
Forcible Sodomy	0	0	0	0	0	0
Sexual Assault W/Object	0	0	0	0	0	0
Forcible Fondling	0	0	0	0	0	0
Incest	0	0	0	0	0	0
Statutory Rape	0	0	0	0	0	0
Kidnapping/Abduction	0	0	0	0	0	0
Commercial Sex Acts	0	0	0	0	0	0
Involuntary Servitude	0	0	0	0	0	0
Total	0	0				
Group B Arrests						
Offense	Adult	Juvenile				
Bad Checks	0	0	0	0	0	0
Curfew/Vagrancy	0	0	0	0	0	0
Disorderly Conduct	1	0	0	0	0	0
DUI	0	0	0	0	0	0
Drunkenness	8	0	0	0	0	0
Family-Non Violent	0	0	0	0	0	0
Liquor Law Violations	0	0	0	0	0	0
Peeping Tom	0	0	0	0	0	0
Trespass	0	0	0	0	0	0
All Other Offenses	0	0	0	0	0	0
Total Group B	9	0				
			Crimes Against Society			
			Animal Cruelty			
			Drug/Narcotic Violations			
			Drug/Narcotic Equipment Violations			
			Gambling - Betting/Wagering			
			Gambling - Operating/Promoting			
			Gambling - Equipment Violations			
			Gambling - Sports Tampering			
			Pornography/Obscene Material			
			Prostitution			
			Prostitution Assisting/Promoting			
			Purchasing Prostitution			
			Weapon Law Violations			
			Total Group A Offenses			
			5	2	2	0

Crime in Tennessee 2017

(*) Offenses are counted using the FBI Units of Count for Crime

(**) The 'Arrests' column shows arrests made for incidents during the selected period, regardless of arrest date. Arrest counts for the same period may change over time.

Big Cypress Tree Natural Area - NIBRS Agency Crime Overview - 2017

2016 Population Estimate	N/A	Offenses (*)		Arrests (**)		
		Reported	Cleared	Adult	Juvenile	
Offense Overview		Group A Offenses				
Crimes Against Persons						
Offense Total	0	Murder	0	0	0	0
Number Cleared	0	Negligent Manslaughter	0	0	0	0
Percent Cleared	0.00 %	Negligent Vehicular Manslaughter	0	0	0	0
Group A Crimes per 100,000 population	N/A	Kidnapping/Abduction	0	0	0	0
		Forcible Rape	0	0	0	0
		Forcible Sodomy	0	0	0	0
		Sexual Assault W/Object	0	0	0	0
Arrest Overview		Forcible Fondling	0	0	0	0
Total Arrests	0	Incest	0	0	0	0
Adult Arrests	0	Statutory Rape	0	0	0	0
Juvenile Arrests	0	Aggravated Assault	0	0	0	0
Unknown Age	0	Simple Assault	0	0	0	0
Arrests per 100,000 population	N/A	Intimidation	0	0	0	0
		Stalking	0	0	0	0
		Commercial Sex Acts	0	0	0	0
Average number offenses/incident	0.00	Involuntary Servitude	0	0	0	0
Domestic Violence Victims		Crimes Against Property				
Offense	Reported	Cleared	Arson	0	0	0
Murder	0	0	Bribery	0	0	0
Aggravated Assault	0	0	Burglary	0	0	0
Simple Assault	0	0	Counterfeiting/Forgery	0	0	0
Intimidation	0	0	Destruction/Damage/Vandalism	0	0	0
Stalking	0	0	Embezzlement	0	0	0
Forcible Rape	0	0	Extortion/Blackmail	0	0	0
Forcible Sodomy	0	0	Fraud - False Pretenses	0	0	0
Sexual Assault W/Object	0	0	Fraud - Credit Card/ATM	0	0	0
Forcible Fondling	0	0	Fraud - Impersonation	0	0	0
Incest	0	0	Fraud - Welfare	0	0	0
Statutory Rape	0	0	Fraud - Wire	0	0	0
Kidnapping/Abduction	0	0	Fraud - Identity Theft	0	0	0
Commercial Sex Acts	0	0	Fraud - Computer Hacking/Invasion	0	0	0
Involuntary Servitude	0	0	Robbery	0	0	0
Total	0	0	Theft - Pocket-picking	0	0	0
			Theft - Purse Snatching	0	0	0
			Theft - Shoplifting	0	0	0
			Theft From Building	0	0	0
Group B Arrests			Theft From Coin Machine	0	0	0
Offense	Adult	Juvenile	Theft From Motor Vehicle	0	0	0
Bad Checks	0	0	Theft of Motor Vehicle Parts	0	0	0
Curfew/Vagrancy	0	0	Theft - All Other Larceny	0	0	0
Disorderly Conduct	0	0	Motor Vehicle Theft	0	0	0
DUI	0	0	Stolen Property Offenses	0	0	0
Drunkenness	0	0	Crimes Against Society			
Family-Non Violent	0	0	Animal Cruelty	0	0	0
Liquor Law Violations	0	0	Drug/Narcotic Violations	0	0	0
Peeping Tom	0	0	Drug/Narcotic Equipment Violations	0	0	0
Trespass	0	0	Gambling - Betting/Wagering	0	0	0
All Other Offenses	0	0	Gambling - Operating/Promoting	0	0	0
Total Group B	0	0	Gambling - Equipment Violations	0	0	0
			Gambling - Sports Tampering	0	0	0
			Pornography/Obscene Material	0	0	0
			Prostitution	0	0	0
			Prostitution Assisting/Promoting	0	0	0
			Purchasing Prostitution	0	0	0
			Weapon Law Violations	0	0	0
			Total Group A Offenses	0	0	0

Crime in Tennessee 2017

(*) Offenses are counted using the FBI Units of Count for Crime

(**) The 'Arrests' column shows arrests made for incidents during the selected period, regardless of arrest date. Arrest counts for the same period may change over time.

Big Hill Pond State Park - NIBRS Agency Crime Overview - 2017

2016 Population Estimate	N/A	Offenses (*)		Arrests (**)		
		Reported	Cleared	Adult	Juvenile	
Offense Overview		Group A Offenses				
		Crimes Against Persons				
Offense Total	0	Murder	0	0	0	0
Number Cleared	0	Negligent Manslaughter	0	0	0	0
Percent Cleared	0.00 %	Negligent Vehicular Manslaughter	0	0	0	0
Group A Crimes per 100,000 population	N/A	Kidnapping/Abduction	0	0	0	0
		Forcible Rape	0	0	0	0
		Forcible Sodomy	0	0	0	0
		Sexual Assault W/Object	0	0	0	0
		Forcible Fondling	0	0	0	0
Arrest Overview		Incest	0	0	0	0
Total Arrests	0	Statutory Rape	0	0	0	0
Adult Arrests	0	Aggravated Assault	0	0	0	0
Juvenile Arrests	0	Simple Assault	0	0	0	0
Unknown Age	0	Intimidation	0	0	0	0
Arrests per 100,000 population	N/A	Stalking	0	0	0	0
		Commercial Sex Acts	0	0	0	0
Average number offenses/incident	0.00	Involuntary Servitude	0	0	0	0
		Crimes Against Property				
Domestic Violence Victims		Arson	0	0	0	0
Offense	Reported	Cleared	Bribery	0	0	0
Murder	0	0	Burglary	0	0	0
Aggravated Assault	0	0	Counterfeiting/Forgery	0	0	0
Simple Assault	0	0	Destruction/Damage/Vandalism	0	0	0
Intimidation	0	0	Embezzlement	0	0	0
Stalking	0	0	Extortion/Blackmail	0	0	0
Forcible Rape	0	0	Fraud - False Pretenses	0	0	0
Forcible Sodomy	0	0	Fraud - Credit Card/ATM	0	0	0
Sexual Assault W/Object	0	0	Fraud - Impersonation	0	0	0
Forcible Fondling	0	0	Fraud - Welfare	0	0	0
Incest	0	0	Fraud - Wire	0	0	0
Statutory Rape	0	0	Fraud - Identity Theft	0	0	0
Kidnapping/Abduction	0	0	Fraud - Computer Hacking/Invasion	0	0	0
Commercial Sex Acts	0	0	Robbery	0	0	0
Involuntary Servitude	0	0	Theft - Pocket-picking	0	0	0
Total	0	0	Theft - Purse Snatching	0	0	0
			Theft - Shoplifting	0	0	0
Group B Arrests			Theft From Building	0	0	0
Offense	Adult	Juvenile	Theft From Coin Machine	0	0	0
Bad Checks	0	0	Theft From Motor Vehicle	0	0	0
Curfew/Vagrancy	0	0	Theft of Motor Vehicle Parts	0	0	0
Disorderly Conduct	0	0	Theft - All Other Larceny	0	0	0
DUI	0	0	Motor Vehicle Theft	0	0	0
Drunkenness	0	0	Stolen Property Offenses	0	0	0
Family-Non Violent	0	0	Crimes Against Society			
Liquor Law Violations	0	0	Animal Cruelty	0	0	0
Peeping Tom	0	0	Drug/Narcotic Violations	0	0	0
Trespass	0	0	Drug/Narcotic Equipment Violations	0	0	0
All Other Offenses	0	0	Gambling - Betting/Wagering	0	0	0
Total Group B	0	0	Gambling - Operating/Promoting	0	0	0
			Gambling - Equipment Violations	0	0	0
			Gambling - Sports Tampering	0	0	0
			Pornography/Obscene Material	0	0	0
			Prostitution	0	0	0
			Prostitution Assisting/Promoting	0	0	0
			Purchasing Prostitution	0	0	0
			Weapon Law Violations	0	0	0
			Total Group A Offenses	0	0	0

Crime in Tennessee 2017

(*) Offenses are counted using the FBI Units of Count for Crime

(**) The 'Arrests' column shows arrests made for incidents during the selected period, regardless of arrest date. Arrest counts for the same period may change over time.

Big Ridge State Park - NIBRS Agency Crime Overview - 2017

2016 Population Estimate	N/A	Offenses (*)		Arrests (**)		
		Reported	Cleared	Adult	Juvenile	
Offense Overview		Group A Offenses				
Crimes Against Persons						
Offense Total	5	Murder	0	0	0	0
Number Cleared	3	Negligent Manslaughter	0	0	0	0
Percent Cleared	60.00 %	Negligent Vehicular Manslaughter	0	0	0	0
Group A Crimes per 100,000 population	N/A	Kidnapping/Abduction	0	0	0	0
		Forcible Rape	0	0	0	0
		Forcible Sodomy	0	0	0	0
		Sexual Assault W/Object	0	0	0	0
		Forcible Fondling	0	0	0	0
Arrest Overview		Incest	0	0	0	0
Total Arrests	2	Statutory Rape	0	0	0	0
Adult Arrests	2	Aggravated Assault	0	0	0	0
Juvenile Arrests	0	Simple Assault	0	0	0	0
Unknown Age	0	Intimidation	0	0	0	0
Arrests per 100,000 population	N/A	Stalking	0	0	0	0
		Commercial Sex Acts	0	0	0	0
Average number offenses/incident	1.67	Involuntary Servitude	0	0	0	0
Domestic Violence Victims		Crimes Against Property				
		Arson	0	0	0	0
Offense	Reported	Cleared	Bribery	0	0	0
Murder	0	0	Burglary	0	0	0
Aggravated Assault	0	0	Counterfeiting/Forgery	0	0	0
Simple Assault	0	0	Destruction/Damage/Vandalism	0	0	0
Intimidation	0	0	Embezzlement	0	0	0
Stalking	0	0	Extortion/Blackmail	0	0	0
Forcible Rape	0	0	Fraud - False Pretenses	0	0	0
Forcible Sodomy	0	0	Fraud - Credit Card/ATM	0	0	0
Sexual Assault W/Object	0	0	Fraud - Impersonation	0	0	0
Forcible Fondling	0	0	Fraud - Welfare	0	0	0
Incest	0	0	Fraud - Wire	0	0	0
Statutory Rape	0	0	Fraud - Identity Theft	0	0	0
Kidnapping/Abduction	0	0	Fraud - Computer Hacking/Invasion	0	0	0
Commercial Sex Acts	0	0	Robbery	0	0	0
Involuntary Servitude	0	0	Theft - Pocket-picking	0	0	0
Total	0	0	Theft - Purse Snatching	0	0	0
			Theft - Shoplifting	0	0	0
Group B Arrests			Theft From Building	0	0	0
Offense	Adult	Juvenile	Theft From Coin Machine	0	0	0
Bad Checks	0	0	Theft From Motor Vehicle	1	0	0
Curfew/Vagrancy	0	0	Theft of Motor Vehicle Parts	0	0	0
Disorderly Conduct	0	0	Theft - All Other Larceny	0	0	0
DUI	0	0	Motor Vehicle Theft	0	0	0
Drunkenness	0	0	Stolen Property Offenses	0	0	0
Family-Non Violent	0	0	Crimes Against Society			
Liquor Law Violations	0	0	Animal Cruelty	0	0	0
Peeping Tom	0	0	Drug/Narcotic Violations	2	1	2
Trespass	0	0	Drug/Narcotic Equipment Violations	1	1	0
All Other Offenses	0	0	Gambling - Betting/Wagering	0	0	0
Total Group B	0	0	Gambling - Operating/Promoting	0	0	0
			Gambling - Equipment Violations	0	0	0
			Gambling - Sports Tampering	0	0	0
			Pornography/Obscene Material	0	0	0
			Prostitution	0	0	0
			Prostitution Assisting/Promoting	0	0	0
			Purchasing Prostitution	0	0	0
			Weapon Law Violations	1	1	0
			Total Group A Offenses	5	3	2

Crime in Tennessee 2017

(*) Offenses are counted using the FBI Units of Count for Crime

(**) The 'Arrests' column shows arrests made for incidents during the selected period, regardless of arrest date. Arrest counts for the same period may change over time.

Bledsoe Creek State Park - NIBRS Agency Crime Overview - 2017

2016 Population Estimate	N/A	Offenses (*)		Arrests (**)	
		Reported	Cleared	Adult	Juvenile
Offense Overview		Group A Offenses			
		Crimes Against Persons			
Offense Total	2	Murder	0	0	0
Number Cleared	0	Negligent Manslaughter	0	0	0
Percent Cleared	0.00 %	Negligent Vehicular Manslaughter	0	0	0
Group A Crimes per 100,000 population	N/A	Kidnapping/Abduction	0	0	0
		Forcible Rape	0	0	0
		Forcible Sodomy	0	0	0
		Sexual Assault W/Object	0	0	0
Arrest Overview		Forcible Fondling	0	0	0
Total Arrests	0	Incest	0	0	0
Adult Arrests	0	Statutory Rape	0	0	0
Juvenile Arrests	0	Aggravated Assault	0	0	0
Unknown Age	0	Simple Assault	0	0	0
Arrests per 100,000 population	N/A	Intimidation	0	0	0
		Stalking	0	0	0
		Commercial Sex Acts	0	0	0
Average number offenses/incident	1.00	Involuntary Servitude	0	0	0
		Crimes Against Property			
Domestic Violence Victims		Arson	0	0	0
Offense	Reported	Cleared	Bribery	0	0
Murder	0	0	Burglary	0	0
Aggravated Assault	0	0	Counterfeiting/Forgery	0	0
Simple Assault	0	0	Destruction/Damage/Vandalism	0	0
Intimidation	0	0	Embezzlement	0	0
Stalking	0	0	Extortion/Blackmail	0	0
Forcible Rape	0	0	Fraud - False Pretenses	0	0
Forcible Sodomy	0	0	Fraud - Credit Card/ATM	0	0
Sexual Assault W/Object	0	0	Fraud - Impersonation	0	0
Forcible Fondling	0	0	Fraud - Welfare	0	0
Incest	0	0	Fraud - Wire	0	0
Statutory Rape	0	0	Fraud - Identity Theft	0	0
Kidnapping/Abduction	0	0	Fraud - Computer Hacking/Invasion	0	0
Commercial Sex Acts	0	0	Robbery	0	0
Involuntary Servitude	0	0	Theft - Pocket-picking	0	0
Total	0	0	Theft - Purse Snatching	0	0
			Theft - Shoplifting	0	0
Group B Arrests			Theft From Building	0	0
Offense	Adult	Juvenile	Theft From Coin Machine	0	0
Bad Checks	0	0	Theft From Motor Vehicle	1	0
Curfew/Vagrancy	0	0	Theft of Motor Vehicle Parts	0	0
Disorderly Conduct	0	0	Theft - All Other Larceny	1	0
DUI	0	0	Motor Vehicle Theft	0	0
Drunkenness	0	0	Stolen Property Offenses	0	0
Family-Non Violent	0	0	Crimes Against Society		
Liquor Law Violations	0	0	Animal Cruelty	0	0
Peeping Tom	0	0	Drug/Narcotic Violations	0	0
Trespass	0	0	Drug/Narcotic Equipment Violations	0	0
All Other Offenses	0	0	Gambling - Betting/Wagering	0	0
Total Group B	0	0	Gambling - Operating/Promoting	0	0
			Gambling - Equipment Violations	0	0
			Gambling - Sports Tampering	0	0
			Pornography/Obscene Material	0	0
			Prostitution	0	0
			Prostitution Assisting/Promoting	0	0
			Purchasing Prostitution	0	0
			Weapon Law Violations	0	0
			Total Group A Offenses	2	0

Crime in Tennessee 2017

(*) Offenses are counted using the FBI Units of Count for Crime

(**) The 'Arrests' column shows arrests made for incidents during the selected period, regardless of arrest date. Arrest counts for the same period may change over time.

Booker T. Washington State Park - NIBRS Agency Crime Overview - 2017

2016 Population Estimate		N/A	Offenses (*)		Arrests (**)	
			Reported	Cleared	Adult	Juvenile
Offense Overview			Group A Offenses			
			Crimes Against Persons			
Offense Total	0		0	0	0	0
Number Cleared	0		0	0	0	0
Percent Cleared	0.00 %		0	0	0	0
Group A Crimes per 100,000 population	N/A		0	0	0	0
			Crimes Against Property			
Arrest Overview						
Total Arrests	0		0	0	0	0
Adult Arrests	0		0	0	0	0
Juvenile Arrests	0		0	0	0	0
Unknown Age	0		0	0	0	0
Arrests per 100,000 population	N/A		0	0	0	0
Average number offenses/incident	0.00		0	0	0	0
Domestic Violence Victims						
Offense	Reported	Cleared				
Murder	0	0	0	0	0	0
Aggravated Assault	0	0	0	0	0	0
Simple Assault	0	0	0	0	0	0
Intimidation	0	0	0	0	0	0
Stalking	0	0	0	0	0	0
Forcible Rape	0	0	0	0	0	0
Forcible Sodomy	0	0	0	0	0	0
Sexual Assault W/Object	0	0	0	0	0	0
Forcible Fondling	0	0	0	0	0	0
Incest	0	0	0	0	0	0
Statutory Rape	0	0	0	0	0	0
Kidnapping/Abduction	0	0	0	0	0	0
Commercial Sex Acts	0	0	0	0	0	0
Involuntary Servitude	0	0	0	0	0	0
Total	0	0	0	0	0	0
Group B Arrests						
Offense	Adult	Juvenile				
Bad Checks	0	0	0	0	0	0
Curfew/Vagrancy	0	0	0	0	0	0
Disorderly Conduct	0	0	0	0	0	0
DUI	0	0	0	0	0	0
Drunkenness	0	0	0	0	0	0
Family-Non Violent	0	0	0	0	0	0
Liquor Law Violations	0	0	0	0	0	0
Peeping Tom	0	0	0	0	0	0
Trespass	0	0	0	0	0	0
All Other Offenses	0	0	0	0	0	0
Total Group B	0	0	0	0	0	0
			Crimes Against Society			
			Animal Cruelty			
			Drug/Narcotic Violations			
			Drug/Narcotic Equipment Violations			
			Gambling - Betting/Wagering			
			Gambling - Operating/Promoting			
			Gambling - Equipment Violations			
			Gambling - Sports Tampering			
			Pornography/Obscene Material			
			Prostitution			
			Prostitution Assisting/Promoting			
			Purchasing Prostitution			
			Weapon Law Violations			
			0	0	0	0
			Total Group A Offenses			

Crime in Tennessee 2017

(*) Offenses are counted using the FBI Units of Count for Crime

(**) The 'Arrests' column shows arrests made for incidents during the selected period, regardless of arrest date. Arrest counts for the same period may change over time.

Cedars of Lebanon State Park - NIBRS Agency Crime Overview - 2017

2016 Population Estimate	N/A	Offenses (*)		Arrests (**)			
		Reported	Cleared	Adult	Juvenile		
Offense Overview		Group A Offenses					
Crimes Against Persons							
Offense Total	1	Murder	0	0	0	0	
Number Cleared	0	Negligent Manslaughter	0	0	0	0	
Percent Cleared	0.00 %	Negligent Vehicular Manslaughter	0	0	0	0	
Group A Crimes per 100,000 population	N/A	Kidnapping/Abduction	0	0	0	0	
		Forcible Rape	0	0	0	0	
		Forcible Sodomy	0	0	0	0	
		Sexual Assault W/Object	0	0	0	0	
Arrest Overview		Forcible Fondling	0	0	0	0	
Total Arrests	1	Incest	0	0	0	0	
Adult Arrests	0	Statutory Rape	0	0	0	0	
Juvenile Arrests	1	Aggravated Assault	0	0	0	0	
Unknown Age	0	Simple Assault	0	0	0	0	
Arrests per 100,000 population	N/A	Intimidation	0	0	0	0	
		Stalking	0	0	0	0	
		Commercial Sex Acts	0	0	0	0	
Average number offenses/incident	1.00	Involuntary Servitude	0	0	0	0	
Domestic Violence Victims		Crimes Against Property					
Offense	Reported	Cleared	Arson	0	0	0	0
Murder	0	0	Bribery	0	0	0	0
Aggravated Assault	0	0	Burglary	0	0	0	0
Simple Assault	0	0	Counterfeiting/Forgery	0	0	0	0
Intimidation	0	0	Destruction/Damage/Vandalism	0	0	0	0
Stalking	0	0	Embezzlement	0	0	0	0
Forcible Rape	0	0	Extortion/Blackmail	0	0	0	0
Forcible Sodomy	0	0	Fraud - False Pretenses	0	0	0	0
Sexual Assault W/Object	0	0	Fraud - Credit Card/ATM	0	0	0	0
Forcible Fondling	0	0	Fraud - Impersonation	0	0	0	0
Incest	0	0	Fraud - Welfare	0	0	0	0
Statutory Rape	0	0	Fraud - Wire	0	0	0	0
Kidnapping/Abduction	0	0	Fraud - Identity Theft	0	0	0	0
Commercial Sex Acts	0	0	Fraud - Computer Hacking/Invasion	0	0	0	0
Involuntary Servitude	0	0	Robbery	0	0	0	0
Total	0	0	Theft - Pocket-picking	0	0	0	0
			Theft - Purse Snatching	0	0	0	0
			Theft - Shoplifting	0	0	0	0
Group B Arrests			Theft From Building	0	0	0	0
Offense	Adult	Juvenile	Theft From Coin Machine	0	0	0	0
Bad Checks	0	0	Theft From Motor Vehicle	1	0	0	0
Curfew/Vagrancy	0	0	Theft of Motor Vehicle Parts	0	0	0	0
Disorderly Conduct	0	0	Theft - All Other Larceny	0	0	0	0
DUI	0	0	Motor Vehicle Theft	0	0	0	0
Drunkenness	0	0	Stolen Property Offenses	0	0	0	0
Family-Non Violent	0	0	Crimes Against Society				
Liquor Law Violations	0	0	Animal Cruelty	0	0	0	0
Peeping Tom	0	0	Drug/Narcotic Violations	0	0	0	0
Trespass	0	0	Drug/Narcotic Equipment Violations	0	0	0	0
All Other Offenses	0	1	Gambling - Betting/Wagering	0	0	0	0
Total Group B	0	1	Gambling - Operating/Promoting	0	0	0	0
			Gambling - Equipment Violations	0	0	0	0
			Gambling - Sports Tampering	0	0	0	0
			Pornography/Obscene Material	0	0	0	0
			Prostitution	0	0	0	0
			Prostitution Assisting/Promoting	0	0	0	0
			Purchasing Prostitution	0	0	0	0
			Weapon Law Violations	0	0	0	0
			Total Group A Offenses	1	0	0	0

Crime in Tennessee 2017

(*) Offenses are counted using the FBI Units of Count for Crime

(**) The 'Arrests' column shows arrests made for incidents during the selected period, regardless of arrest date. Arrest counts for the same period may change over time.

Chickasaw State Park - NIBRS Agency Crime Overview - 2017

2016 Population Estimate	N/A	Offenses (*)		Arrests (**)		
		Reported	Cleared	Adult	Juvenile	
Offense Overview		Group A Offenses				
		Crimes Against Persons				
Offense Total	1	Murder	0	0	0	0
Number Cleared	0	Negligent Manslaughter	0	0	0	0
Percent Cleared	0.00 %	Negligent Vehicular Manslaughter	0	0	0	0
Group A Crimes per 100,000 population	N/A	Kidnapping/Abduction	0	0	0	0
		Forcible Rape	0	0	0	0
		Forcible Sodomy	0	0	0	0
		Sexual Assault W/Object	0	0	0	0
Arrest Overview		Forcible Fondling	0	0	0	0
Total Arrests	0	Incest	0	0	0	0
Adult Arrests	0	Statutory Rape	0	0	0	0
Juvenile Arrests	0	Aggravated Assault	0	0	0	0
Unknown Age	0	Simple Assault	0	0	0	0
Arrests per 100,000 population	N/A	Intimidation	0	0	0	0
		Stalking	0	0	0	0
		Commercial Sex Acts	0	0	0	0
Average number offenses/incident	1.00	Involuntary Servitude	0	0	0	0
		Crimes Against Property				
Domestic Violence Victims		Arson	0	0	0	0
Offense	Reported	Cleared	Bribery	0	0	0
Murder	0	0	Burglary	0	0	0
Aggravated Assault	0	0	Counterfeiting/Forgery	0	0	0
Simple Assault	0	0	Destruction/Damage/Vandalism	0	0	0
Intimidation	0	0	Embezzlement	0	0	0
Stalking	0	0	Extortion/Blackmail	0	0	0
Forcible Rape	0	0	Fraud - False Pretenses	0	0	0
Forcible Sodomy	0	0	Fraud - Credit Card/ATM	0	0	0
Sexual Assault W/Object	0	0	Fraud - Impersonation	0	0	0
Forcible Fondling	0	0	Fraud - Welfare	0	0	0
Incest	0	0	Fraud - Wire	0	0	0
Statutory Rape	0	0	Fraud - Identity Theft	0	0	0
Kidnapping/Abduction	0	0	Fraud - Computer Hacking/Invasion	0	0	0
Commercial Sex Acts	0	0	Robbery	0	0	0
Involuntary Servitude	0	0	Theft - Pocket-picking	0	0	0
Total	0	0	Theft - Purse Snatching	0	0	0
			Theft - Shoplifting	0	0	0
Group B Arrests			Theft From Building	0	0	0
Offense	Adult	Juvenile	Theft From Coin Machine	0	0	0
Bad Checks	0	0	Theft From Motor Vehicle	0	0	0
Curfew/Vagrancy	0	0	Theft of Motor Vehicle Parts	0	0	0
Disorderly Conduct	0	0	Theft - All Other Larceny	1	0	0
DUI	0	0	Motor Vehicle Theft	0	0	0
Drunkenness	0	0	Stolen Property Offenses	0	0	0
Family-Non Violent	0	0	Crimes Against Society			
Liquor Law Violations	0	0	Animal Cruelty	0	0	0
Peeping Tom	0	0	Drug/Narcotic Violations	0	0	0
Trespass	0	0	Drug/Narcotic Equipment Violations	0	0	0
All Other Offenses	0	0	Gambling - Betting/Wagering	0	0	0
Total Group B	0	0	Gambling - Operating/Promoting	0	0	0
			Gambling - Equipment Violations	0	0	0
			Gambling - Sports Tampering	0	0	0
			Pornography/Obscene Material	0	0	0
			Prostitution	0	0	0
			Prostitution Assisting/Promoting	0	0	0
			Purchasing Prostitution	0	0	0
			Weapon Law Violations	0	0	0
			Total Group A Offenses	1	0	0

Crime in Tennessee 2017

(*) Offenses are counted using the FBI Units of Count for Crime

(**) The 'Arrests' column shows arrests made for incidents during the selected period, regardless of arrest date. Arrest counts for the same period may change over time.

Cordell Hull Birthplace State Park - NIBRS Agency Crime Overview - 2017

2016 Population Estimate	N/A	Offenses (*)		Arrests (**)	
		Reported	Cleared	Adult	Juvenile
Offense Overview		Group A Offenses			
		Crimes Against Persons			
Offense Total	1	Murder	0	0	0
Number Cleared	0	Negligent Manslaughter	0	0	0
Percent Cleared	0.00 %	Negligent Vehicular Manslaughter	0	0	0
Group A Crimes per 100,000 population	N/A	Kidnapping/Abduction	0	0	0
		Forcible Rape	0	0	0
		Forcible Sodomy	0	0	0
		Sexual Assault W/Object	0	0	0
Arrest Overview		Forcible Fondling	0	0	0
Total Arrests	0	Incest	0	0	0
Adult Arrests	0	Statutory Rape	0	0	0
Juvenile Arrests	0	Aggravated Assault	0	0	0
Unknown Age	0	Simple Assault	0	0	0
Arrests per 100,000 population	N/A	Intimidation	0	0	0
		Stalking	0	0	0
		Commercial Sex Acts	0	0	0
Average number offenses/incident	1.00	Involuntary Servitude	0	0	0
		Crimes Against Property			
Domestic Violence Victims		Arson	0	0	0
Offense	Reported	Cleared	Bribery	0	0
Murder	0	0	Burglary	0	0
Aggravated Assault	0	0	Counterfeiting/Forgery	0	0
Simple Assault	0	0	Destruction/Damage/Vandalism	0	0
Intimidation	0	0	Embezzlement	0	0
Stalking	0	0	Extortion/Blackmail	0	0
Forcible Rape	0	0	Fraud - False Pretenses	0	0
Forcible Sodomy	0	0	Fraud - Credit Card/ATM	0	0
Sexual Assault W/Object	0	0	Fraud - Impersonation	0	0
Forcible Fondling	0	0	Fraud - Welfare	0	0
Incest	0	0	Fraud - Wire	0	0
Statutory Rape	0	0	Fraud - Identity Theft	0	0
Kidnapping/Abduction	0	0	Fraud - Computer Hacking/Invasion	0	0
Commercial Sex Acts	0	0	Robbery	0	0
Involuntary Servitude	0	0	Theft - Pocket-picking	0	0
Total	0	0	Theft - Purse Snatching	0	0
			Theft - Shoplifting	0	0
Group B Arrests			Theft From Building	1	0
Offense	Adult	Juvenile	Theft From Coin Machine	0	0
Bad Checks	0	0	Theft From Motor Vehicle	0	0
Curfew/Vagrancy	0	0	Theft of Motor Vehicle Parts	0	0
Disorderly Conduct	0	0	Theft - All Other Larceny	0	0
DUI	0	0	Motor Vehicle Theft	0	0
Drunkenness	0	0	Stolen Property Offenses	0	0
Family-Non Violent	0	0	Crimes Against Society		
Liquor Law Violations	0	0	Animal Cruelty	0	0
Peeping Tom	0	0	Drug/Narcotic Violations	0	0
Trespass	0	0	Drug/Narcotic Equipment Violations	0	0
All Other Offenses	0	0	Gambling - Betting/Wagering	0	0
Total Group B	0	0	Gambling - Operating/Promoting	0	0
			Gambling - Equipment Violations	0	0
			Gambling - Sports Tampering	0	0
			Pornography/Obscene Material	0	0
			Prostitution	0	0
			Prostitution Assisting/Promoting	0	0
			Purchasing Prostitution	0	0
			Weapon Law Violations	0	0
			Total Group A Offenses	1	0

Crime in Tennessee 2017

(*) Offenses are counted using the FBI Units of Count for Crime

(**) The 'Arrests' column shows arrests made for incidents during the selected period, regardless of arrest date. Arrest counts for the same period may change over time.

Cove Lake State Park - NIBRS Agency Crime Overview - 2017

2016 Population Estimate	N/A	Offenses (*)		Arrests (**)			
		Reported	Cleared	Adult	Juvenile		
Offense Overview		Group A Offenses					
Crimes Against Persons							
Offense Total	0	Murder	0	0	0	0	
Number Cleared	0	Negligent Manslaughter	0	0	0	0	
Percent Cleared	0.00 %	Negligent Vehicular Manslaughter	0	0	0	0	
Group A Crimes per 100,000 population	N/A	Kidnapping/Abduction	0	0	0	0	
		Forcible Rape	0	0	0	0	
		Forcible Sodomy	0	0	0	0	
		Sexual Assault W/Object	0	0	0	0	
Arrest Overview		Forcible Fondling	0	0	0	0	
Total Arrests	2	Incest	0	0	0	0	
Adult Arrests	2	Statutory Rape	0	0	0	0	
Juvenile Arrests	0	Aggravated Assault	0	0	0	0	
Unknown Age	0	Simple Assault	0	0	0	0	
Arrests per 100,000 population	N/A	Intimidation	0	0	0	0	
		Stalking	0	0	0	0	
		Commercial Sex Acts	0	0	0	0	
Average number offenses/incident	0.00	Involuntary Servitude	0	0	0	0	
Domestic Violence Victims		Crimes Against Property					
Offense	Reported	Cleared	Arson	0	0	0	0
Murder	0	0	Bribery	0	0	0	0
Aggravated Assault	0	0	Burglary	0	0	0	0
Simple Assault	0	0	Counterfeiting/Forgery	0	0	0	0
Intimidation	0	0	Destruction/Damage/Vandalism	0	0	0	0
Stalking	0	0	Embezzlement	0	0	0	0
Forcible Rape	0	0	Extortion/Blackmail	0	0	0	0
Forcible Sodomy	0	0	Fraud - False Pretenses	0	0	0	0
Sexual Assault W/Object	0	0	Fraud - Credit Card/ATM	0	0	0	0
Forcible Fondling	0	0	Fraud - Impersonation	0	0	0	0
Incest	0	0	Fraud - Welfare	0	0	0	0
Statutory Rape	0	0	Fraud - Wire	0	0	0	0
Kidnapping/Abduction	0	0	Fraud - Identity Theft	0	0	0	0
Commercial Sex Acts	0	0	Fraud - Computer Hacking/Invasion	0	0	0	0
Involuntary Servitude	0	0	Robbery	0	0	0	0
Total	0	0	Theft - Pocket-picking	0	0	0	0
			Theft - Purse Snatching	0	0	0	0
			Theft - Shoplifting	0	0	0	0
			Theft From Building	0	0	0	0
Group B Arrests			Theft From Coin Machine	0	0	0	0
Offense	Adult	Juvenile	Theft From Motor Vehicle	0	0	0	0
Bad Checks	0	0	Theft of Motor Vehicle Parts	0	0	0	0
Curfew/Vagrancy	0	0	Theft - All Other Larceny	0	0	0	0
Disorderly Conduct	0	0	Motor Vehicle Theft	0	0	0	0
DUI	1	0	Stolen Property Offenses	0	0	0	0
Drunkenness	1	0	Crimes Against Society				
Family-Non Violent	0	0	Animal Cruelty	0	0	0	0
Liquor Law Violations	0	0	Drug/Narcotic Violations	0	0	0	0
Peeping Tom	0	0	Drug/Narcotic Equipment Violations	0	0	0	0
Trespass	0	0	Gambling - Betting/Wagering	0	0	0	0
All Other Offenses	0	0	Gambling - Operating/Promoting	0	0	0	0
Total Group B	2	0	Gambling - Equipment Violations	0	0	0	0
			Gambling - Sports Tampering	0	0	0	0
			Pornography/Obscene Material	0	0	0	0
			Prostitution	0	0	0	0
			Prostitution Assisting/Promoting	0	0	0	0
			Purchasing Prostitution	0	0	0	0
			Weapon Law Violations	0	0	0	0
			Total Group A Offenses	0	0	0	0

Crime in Tennessee 2017

(*) Offenses are counted using the FBI Units of Count for Crime

(**) The 'Arrests' column shows arrests made for incidents during the selected period, regardless of arrest date. Arrest counts for the same period may change over time.

Cumberland Mountain State Park - NIBRS Agency Crime Overview - 2017

2016 Population Estimate	N/A	Offenses (*)		Arrests (**)		
		Reported	Cleared	Adult	Juvenile	
Offense Overview		Group A Offenses				
		Crimes Against Persons				
Offense Total	4	Murder	0	0	0	0
Number Cleared	1	Negligent Manslaughter	0	0	0	0
Percent Cleared	25.00 %	Negligent Vehicular Manslaughter	0	0	0	0
Group A Crimes per 100,000 population	N/A	Kidnapping/Abduction	0	0	0	0
		Forcible Rape	0	0	0	0
		Forcible Sodomy	0	0	0	0
		Sexual Assault W/Object	0	0	0	0
Arrest Overview		Forcible Fondling	0	0	0	0
Total Arrests	18	Incest	0	0	0	0
Adult Arrests	18	Statutory Rape	0	0	0	0
Juvenile Arrests	0	Aggravated Assault	1	1	1	0
Unknown Age	0	Simple Assault	0	0	0	0
Arrests per 100,000 population	N/A	Intimidation	0	0	0	0
		Stalking	0	0	0	0
		Commercial Sex Acts	0	0	0	0
Average number offenses/incident	1.00	Involuntary Servitude	0	0	0	0
		Crimes Against Property				
Domestic Violence Victims		Arson	0	0	0	0
Offense	Reported	Cleared	Bribery	0	0	0
Murder	0	0	Burglary	0	0	0
Aggravated Assault	0	0	Counterfeiting/Forgery	0	0	0
Simple Assault	0	0	Destruction/Damage/Vandalism	0	0	0
Intimidation	0	0	Embezzlement	0	0	0
Stalking	0	0	Extortion/Blackmail	0	0	0
Forcible Rape	0	0	Fraud - False Pretenses	0	0	0
Forcible Sodomy	0	0	Fraud - Credit Card/ATM	0	0	0
Sexual Assault W/Object	0	0	Fraud - Impersonation	0	0	0
Forcible Fondling	0	0	Fraud - Welfare	0	0	0
Incest	0	0	Fraud - Wire	0	0	0
Statutory Rape	0	0	Fraud - Identity Theft	0	0	0
Kidnapping/Abduction	0	0	Fraud - Computer Hacking/Invasion	0	0	0
Commercial Sex Acts	0	0	Robbery	0	0	0
Involuntary Servitude	0	0	Theft - Pocket-picking	0	0	0
Total	0	0	Theft - Purse Snatching	0	0	0
			Theft - Shoplifting	0	0	0
Group B Arrests			Theft From Building	0	0	0
Offense	Adult	Juvenile	Theft From Coin Machine	0	0	0
Bad Checks	0	0	Theft From Motor Vehicle	2	0	0
Curfew/Vagrancy	0	0	Theft of Motor Vehicle Parts	0	0	0
Disorderly Conduct	0	0	Theft - All Other Larceny	0	0	0
DUI	0	0	Motor Vehicle Theft	0	0	0
Drunkenness	0	0	Stolen Property Offenses	0	0	0
Family-Non Violent	0	0	Crimes Against Society			
Liquor Law Violations	17	0	Animal Cruelty	0	0	0
Peeping Tom	0	0	Drug/Narcotic Violations	0	0	0
Trespass	0	0	Drug/Narcotic Equipment Violations	0	0	0
All Other Offenses	0	0	Gambling - Betting/Wagering	0	0	0
Total Group B	17	0	Gambling - Operating/Promoting	0	0	0
			Gambling - Equipment Violations	0	0	0
			Gambling - Sports Tampering	0	0	0
			Pornography/Obscene Material	0	0	0
			Prostitution	0	0	0
			Prostitution Assisting/Promoting	0	0	0
			Purchasing Prostitution	0	0	0
			Weapon Law Violations	1	0	0
			Total Group A Offenses	4	1	1

Crime in Tennessee 2017

(*) Offenses are counted using the FBI Units of Count for Crime

(**) The 'Arrests' column shows arrests made for incidents during the selected period, regardless of arrest date. Arrest counts for the same period may change over time.

Cumberland Trail State Park - NIBRS Agency Crime Overview - 2017

2016 Population Estimate		N/A	Offenses (*)		Arrests (**)	
Offense Overview			Reported	Cleared	Adult	Juvenile
Group A Offenses						
Crimes Against Persons						
Offense Total	4	Murder	0	0	0	0
Number Cleared	0	Negligent Manslaughter	0	0	0	0
Percent Cleared	0.00 %	Negligent Vehicular Manslaughter	0	0	0	0
Group A Crimes per 100,000 population	N/A	Kidnapping/Abduction	0	0	0	0
		Forcible Rape	0	0	0	0
		Forcible Sodomy	0	0	0	0
		Sexual Assault W/Object	0	0	0	0
Arrest Overview		Forcible Fondling	0	0	0	0
Total Arrests	14	Incest	0	0	0	0
Adult Arrests	14	Statutory Rape	0	0	0	0
Juvenile Arrests	0	Aggravated Assault	0	0	0	0
Unknown Age	0	Simple Assault	0	0	0	0
Arrests per 100,000 population	N/A	Intimidation	0	0	0	0
		Stalking	0	0	0	0
		Commercial Sex Acts	0	0	0	0
Average number offenses/incident	1.00	Involuntary Servitude	0	0	0	0
Domestic Violence Victims		Crimes Against Property				
Offense	Reported	Cleared	Arson	0	0	0
Murder	0	0	Bribery	0	0	0
Aggravated Assault	0	0	Burglary	0	0	0
Simple Assault	0	0	Counterfeiting/Forgery	0	0	0
Intimidation	0	0	Destruction/Damage/Vandalism	2	0	0
Stalking	0	0	Embezzlement	0	0	0
Forcible Rape	0	0	Extortion/Blackmail	0	0	0
Forcible Sodomy	0	0	Fraud - False Pretenses	0	0	0
Sexual Assault W/Object	0	0	Fraud - Credit Card/ATM	0	0	0
Forcible Fondling	0	0	Fraud - Impersonation	0	0	0
Incest	0	0	Fraud - Welfare	0	0	0
Statutory Rape	0	0	Fraud - Wire	0	0	0
Kidnapping/Abduction	0	0	Fraud - Identity Theft	0	0	0
Commercial Sex Acts	0	0	Fraud - Computer Hacking/Invasion	0	0	0
Involuntary Servitude	0	0	Robbery	0	0	0
Total	0	0	Theft - Pocket-picking	0	0	0
			Theft - Purse Snatching	0	0	0
			Theft - Shoplifting	0	0	0
			Theft From Building	0	0	0
Group B Arrests			Theft From Coin Machine	0	0	0
Offense	Adult	Juvenile	Theft From Motor Vehicle	1	0	0
Bad Checks	0	0	Theft of Motor Vehicle Parts	1	0	0
Curfew/Vagrancy	0	0	Theft - All Other Larceny	0	0	0
Disorderly Conduct	0	0	Motor Vehicle Theft	0	0	0
DUI	1	0	Stolen Property Offenses	0	0	0
Drunkenness	2	0	Crimes Against Society			
Family-Non Violent	1	0	Animal Cruelty	0	0	0
Liquor Law Violations	10	0	Drug/Narcotic Violations	0	0	0
Peeping Tom	0	0	Drug/Narcotic Equipment Violations	0	0	0
Trespass	0	0	Gambling - Betting/Wagering	0	0	0
All Other Offenses	0	0	Gambling - Operating/Promoting	0	0	0
Total Group B	14	0	Gambling - Equipment Violations	0	0	0
			Gambling - Sports Tampering	0	0	0
			Pornography/Obscene Material	0	0	0
			Prostitution	0	0	0
			Prostitution Assisting/Promoting	0	0	0
			Purchasing Prostitution	0	0	0
			Weapon Law Violations	0	0	0
			Total Group A Offenses	4	0	0

Crime in Tennessee 2017

(*) Offenses are counted using the FBI Units of Count for Crime

(**) The 'Arrests' column shows arrests made for incidents during the selected period, regardless of arrest date. Arrest counts for the same period may change over time.

Cummins Fall State Park - NIBRS Agency Crime Overview - 2017

2016 Population Estimate		N/A	Offenses (*)		Arrests (**)	
			Reported	Cleared	Adult	Juvenile
Offense Overview			Group A Offenses			
			Crimes Against Persons			
Offense Total	22		0	0	0	0
Number Cleared	22		0	0	0	0
Percent Cleared	100.00 %		0	0	0	0
Group A Crimes per 100,000 population	N/A		0	0	0	0
			Crimes Against Property			
Arrest Overview						
Total Arrests	35		0	0	0	0
Adult Arrests	35		0	0	0	0
Juvenile Arrests	0		0	0	0	0
Unknown Age	0		1	1	1	0
Arrests per 100,000 population	N/A		0	0	0	0
Average number offenses/incident	1.38		0	0	0	0
			Crimes Against Society			
Domestic Violence Victims						
Offense	Reported	Cleared				
Murder	0	0	0	0	0	0
Aggravated Assault	0	0	0	0	0	0
Simple Assault	0	0	0	0	0	0
Intimidation	0	0	0	0	0	0
Stalking	0	0	0	0	0	0
Forcible Rape	0	0	0	0	0	0
Forcible Sodomy	0	0	0	0	0	0
Sexual Assault W/Object	0	0	0	0	0	0
Forcible Fondling	0	0	0	0	0	0
Incest	0	0	0	0	0	0
Statutory Rape	0	0	0	0	0	0
Kidnapping/Abduction	0	0	0	0	0	0
Commercial Sex Acts	0	0	0	0	0	0
Involuntary Servitude	0	0	0	0	0	0
Total	0	0				
Group B Arrests						
Offense	Adult	Juvenile				
Bad Checks	0	0	0	0	0	0
Curfew/Vagrancy	0	0	0	0	0	0
Disorderly Conduct	0	0	0	0	0	0
DUI	0	0	0	0	0	0
Drunkenness	1	0	0	0	0	0
Family-Non Violent	0	0	0	0	0	0
Liquor Law Violations	5	0	0	0	0	0
Peeping Tom	0	0	0	0	0	0
Trespass	8	0	0	0	0	0
All Other Offenses	4	0	0	0	0	0
Total Group B	18	0				
			Crimes Against Society			
			Animal Cruelty			
			Drug/Narcotic Violations			
			Drug/Narcotic Equipment Violations			
			Gambling - Betting/Wagering			
			Gambling - Operating/Promoting			
			Gambling - Equipment Violations			
			Gambling - Sports Tampering			
			Pornography/Obscene Material			
			Prostitution			
			Prostitution Assisting/Promoting			
			Purchasing Prostitution			
			Weapon Law Violations			
			Total Group A Offenses			
			22		22	
					17	
					0	

Crime in Tennessee 2017

(*) Offenses are counted using the FBI Units of Count for Crime

(**) The 'Arrests' column shows arrests made for incidents during the selected period, regardless of arrest date. Arrest counts for the same period may change over time.

David Crockett State Park - NIBRS Agency Crime Overview - 2017

2016 Population Estimate		N/A	Offenses (*)		Arrests (**)	
Offense Overview			Reported	Cleared	Adult	Juvenile
Group A Offenses						
Crimes Against Persons						
Offense Total	4	Murder	0	0	0	0
Number Cleared	3	Negligent Manslaughter	0	0	0	0
Percent Cleared	75.00 %	Negligent Vehicular Manslaughter	0	0	0	0
Group A Crimes per 100,000 population	N/A	Kidnapping/Abduction	0	0	0	0
		Forcible Rape	0	0	0	0
		Forcible Sodomy	0	0	0	0
		Sexual Assault W/Object	0	0	0	0
		Forcible Fondling	0	0	0	0
Arrest Overview		Incest	0	0	0	0
Total Arrests	3	Statutory Rape	0	0	0	0
Adult Arrests	3	Aggravated Assault	0	0	0	0
Juvenile Arrests	0	Simple Assault	0	0	0	0
Unknown Age	0	Intimidation	0	0	0	0
Arrests per 100,000 population	N/A	Stalking	0	0	0	0
		Commercial Sex Acts	0	0	0	0
Average number offenses/incident	2.00	Involuntary Servitude	0	0	0	0
		Crimes Against Property				
Domestic Violence Victims		Arson	0	0	0	0
Offense	Reported	Cleared	Bribery	0	0	0
Murder	0	0	Burglary	0	0	0
Aggravated Assault	0	0	Counterfeiting/Forgery	0	0	0
Simple Assault	0	0	Destruction/Damage/Vandalism	1	0	0
Intimidation	0	0	Embezzlement	0	0	0
Stalking	0	0	Extortion/Blackmail	0	0	0
Forcible Rape	0	0	Fraud - False Pretenses	0	0	0
Forcible Sodomy	0	0	Fraud - Credit Card/ATM	0	0	0
Sexual Assault W/Object	0	0	Fraud - Impersonation	0	0	0
Forcible Fondling	0	0	Fraud - Welfare	0	0	0
Incest	0	0	Fraud - Wire	0	0	0
Statutory Rape	0	0	Fraud - Identity Theft	0	0	0
Kidnapping/Abduction	0	0	Fraud - Computer Hacking/Invasion	0	0	0
Commercial Sex Acts	0	0	Robbery	0	0	0
Involuntary Servitude	0	0	Theft - Pocket-picking	0	0	0
Total	0	0	Theft - Purse Snatching	0	0	0
			Theft - Shoplifting	0	0	0
Group B Arrests			Theft From Building	0	0	0
Offense	Adult	Juvenile	Theft From Coin Machine	0	0	0
Bad Checks	0	0	Theft From Motor Vehicle	0	0	0
Curfew/Vagrancy	0	0	Theft of Motor Vehicle Parts	0	0	0
Disorderly Conduct	0	0	Theft - All Other Larceny	0	0	0
DUI	0	0	Motor Vehicle Theft	0	0	0
Drunkenness	1	0	Stolen Property Offenses	0	0	0
Family-Non Violent	0	0	Crimes Against Society			
Liquor Law Violations	0	0	Animal Cruelty	0	0	0
Peeping Tom	0	0	Drug/Narcotic Violations	1	1	2
Trespass	0	0	Drug/Narcotic Equipment Violations	1	1	0
All Other Offenses	0	0	Gambling - Betting/Wagering	0	0	0
Total Group B	1	0	Gambling - Operating/Promoting	0	0	0
			Gambling - Equipment Violations	0	0	0
			Gambling - Sports Tampering	0	0	0
			Pornography/Obscene Material	0	0	0
			Prostitution	0	0	0
			Prostitution Assisting/Promoting	0	0	0
			Purchasing Prostitution	0	0	0
			Weapon Law Violations	1	1	0
			Total Group A Offenses	4	3	2

Crime in Tennessee 2017

(*) Offenses are counted using the FBI Units of Count for Crime

(**) The 'Arrests' column shows arrests made for incidents during the selected period, regardless of arrest date. Arrest counts for the same period may change over time.

Davy Crockett Birthplace State Park - NIBRS Agency Crime Overview - 2017

2016 Population Estimate	N/A	Offenses (*)		Arrests (**)		
		Reported	Cleared	Adult	Juvenile	
Offense Overview		Group A Offenses				
Crimes Against Persons						
Offense Total	1	Murder	0	0	0	0
Number Cleared	0	Negligent Manslaughter	0	0	0	0
Percent Cleared	0.00 %	Negligent Vehicular Manslaughter	0	0	0	0
Group A Crimes per 100,000 population	N/A	Kidnapping/Abduction	0	0	0	0
		Forcible Rape	0	0	0	0
		Forcible Sodomy	0	0	0	0
		Sexual Assault W/Object	0	0	0	0
		Forcible Fondling	0	0	0	0
Arrest Overview		Incest	0	0	0	0
Total Arrests	0	Statutory Rape	0	0	0	0
Adult Arrests	0	Aggravated Assault	0	0	0	0
Juvenile Arrests	0	Simple Assault	0	0	0	0
Unknown Age	0	Intimidation	0	0	0	0
Arrests per 100,000 population	N/A	Stalking	0	0	0	0
		Commercial Sex Acts	0	0	0	0
Average number offenses/incident	1.00	Involuntary Servitude	0	0	0	0
Domestic Violence Victims		Crimes Against Property				
Offense		Reported	Cleared			
Murder	0	0	0	Arson	0	0
Aggravated Assault	0	0	0	Bribery	0	0
Simple Assault	0	0	0	Burglary	0	0
Intimidation	0	0	0	Counterfeiting/Forgery	0	0
Stalking	0	0	0	Destruction/Damage/Vandalism	0	0
Forcible Rape	0	0	0	Embezzlement	0	0
Forcible Sodomy	0	0	0	Extortion/Blackmail	0	0
Sexual Assault W/Object	0	0	0	Fraud - False Pretenses	0	0
Forcible Fondling	0	0	0	Fraud - Credit Card/ATM	0	0
Incest	0	0	0	Fraud - Impersonation	0	0
Statutory Rape	0	0	0	Fraud - Welfare	0	0
Kidnapping/Abduction	0	0	0	Fraud - Wire	0	0
Commercial Sex Acts	0	0	0	Fraud - Identity Theft	0	0
Involuntary Servitude	0	0	0	Fraud - Computer Hacking/Invasion	0	0
Total	0	0	0	Robbery	0	0
				Theft - Pocket-picking	0	0
				Theft - Purse Snatching	0	0
				Theft - Shoplifting	0	0
				Theft From Building	0	0
				Theft From Coin Machine	0	0
				Theft From Motor Vehicle	0	0
				Theft of Motor Vehicle Parts	0	0
				Theft - All Other Larceny	1	0
				Motor Vehicle Theft	0	0
				Stolen Property Offenses	0	0
				Crimes Against Society		
				Animal Cruelty	0	0
				Drug/Narcotic Violations	0	0
				Drug/Narcotic Equipment Violations	0	0
				Gambling - Betting/Wagering	0	0
				Gambling - Operating/Promoting	0	0
				Gambling - Equipment Violations	0	0
				Gambling - Sports Tampering	0	0
				Pornography/Obscene Material	0	0
				Prostitution	0	0
				Prostitution Assisting/Promoting	0	0
				Purchasing Prostitution	0	0
				Weapon Law Violations	0	0
				Total Group A Offenses	1	0
					0	0
Group B Arrests						
Offense		Adult	Juvenile			
Bad Checks	0	0	0			
Curfew/Vagrancy	0	0	0			
Disorderly Conduct	0	0	0			
DUI	0	0	0			
Drunkenness	0	0	0			
Family-Non Violent	0	0	0			
Liquor Law Violations	0	0	0			
Peeping Tom	0	0	0			
Trespass	0	0	0			
All Other Offenses	0	0	0			
Total Group B	0	0	0			

Crime in Tennessee 2017

(*) Offenses are counted using the FBI Units of Count for Crime

(**) The 'Arrests' column shows arrests made for incidents during the selected period, regardless of arrest date. Arrest counts for the same period may change over time.

Dunbar Cave Natural Area - NIBRS Agency Crime Overview - 2017

2016 Population Estimate	N/A	Offenses (*)		Arrests (**)		
		Reported	Cleared	Adult	Juvenile	
Offense Overview		Group A Offenses				
		Crimes Against Persons				
Offense Total	5	Murder	0	0	0	0
Number Cleared	0	Negligent Manslaughter	0	0	0	0
Percent Cleared	0.00 %	Negligent Vehicular Manslaughter	0	0	0	0
Group A Crimes per 100,000 population	N/A	Kidnapping/Abduction	0	0	0	0
		Forcible Rape	0	0	0	0
		Forcible Sodomy	0	0	0	0
		Sexual Assault W/Object	0	0	0	0
Arrest Overview		Forcible Fondling	0	0	0	0
Total Arrests	0	Incest	0	0	0	0
Adult Arrests	0	Statutory Rape	0	0	0	0
Juvenile Arrests	0	Aggravated Assault	0	0	0	0
Unknown Age	0	Simple Assault	0	0	0	0
Arrests per 100,000 population	N/A	Intimidation	0	0	0	0
		Stalking	0	0	0	0
		Commercial Sex Acts	0	0	0	0
Average number offenses/incident	1.00	Involuntary Servitude	0	0	0	0
		Crimes Against Property				
Domestic Violence Victims		Arson	0	0	0	0
Offense	Reported	Cleared	Bribery	0	0	0
Murder	0	0	Burglary	0	0	0
Aggravated Assault	0	0	Counterfeiting/Forgery	0	0	0
Simple Assault	0	0	Destruction/Damage/Vandalism	3	0	0
Intimidation	0	0	Embezzlement	0	0	0
Stalking	0	0	Extortion/Blackmail	0	0	0
Forcible Rape	0	0	Fraud - False Pretenses	0	0	0
Forcible Sodomy	0	0	Fraud - Credit Card/ATM	0	0	0
Sexual Assault W/Object	0	0	Fraud - Impersonation	0	0	0
Forcible Fondling	0	0	Fraud - Welfare	0	0	0
Incest	0	0	Fraud - Wire	0	0	0
Statutory Rape	0	0	Fraud - Identity Theft	0	0	0
Kidnapping/Abduction	0	0	Fraud - Computer Hacking/Invasion	0	0	0
Commercial Sex Acts	0	0	Robbery	0	0	0
Involuntary Servitude	0	0	Theft - Pocket-picking	0	0	0
Total	0	0	Theft - Purse Snatching	0	0	0
			Theft - Shoplifting	0	0	0
Group B Arrests			Theft From Building	0	0	0
Offense	Adult	Juvenile	Theft From Coin Machine	0	0	0
Bad Checks	0	0	Theft From Motor Vehicle	2	0	0
Curfew/Vagrancy	0	0	Theft of Motor Vehicle Parts	0	0	0
Disorderly Conduct	0	0	Theft - All Other Larceny	0	0	0
DUI	0	0	Motor Vehicle Theft	0	0	0
Drunkenness	0	0	Stolen Property Offenses	0	0	0
Family-Non Violent	0	0	Crimes Against Society			
Liquor Law Violations	0	0	Animal Cruelty	0	0	0
Peeping Tom	0	0	Drug/Narcotic Violations	0	0	0
Trespass	0	0	Drug/Narcotic Equipment Violations	0	0	0
All Other Offenses	0	0	Gambling - Betting/Wagering	0	0	0
Total Group B	0	0	Gambling - Operating/Promoting	0	0	0
			Gambling - Equipment Violations	0	0	0
			Gambling - Sports Tampering	0	0	0
			Pornography/Obscene Material	0	0	0
			Prostitution	0	0	0
			Prostitution Assisting/Promoting	0	0	0
			Purchasing Prostitution	0	0	0
			Weapon Law Violations	0	0	0
			Total Group A Offenses	5	0	0

Crime in Tennessee 2017

(*) Offenses are counted using the FBI Units of Count for Crime

(**) The 'Arrests' column shows arrests made for incidents during the selected period, regardless of arrest date. Arrest counts for the same period may change over time.

Fall Creek Falls State Park - NIBRS Agency Crime Overview - 2017

2016 Population Estimate	N/A	Offenses (*)		Arrests (**)		
		Reported	Cleared	Adult	Juvenile	
Offense Overview		Group A Offenses				
		Crimes Against Persons				
Offense Total	28	Murder	0	0	0	0
Number Cleared	18	Negligent Manslaughter	0	0	0	0
Percent Cleared	64.29 %	Negligent Vehicular Manslaughter	0	0	0	0
Group A Crimes per 100,000 population	N/A	Kidnapping/Abduction	0	0	0	0
		Forcible Rape	0	0	0	0
		Forcible Sodomy	0	0	0	0
		Sexual Assault W/Object	0	0	0	0
Arrest Overview		Forcible Fondling	0	0	0	0
Total Arrests	17	Incest	0	0	0	0
Adult Arrests	16	Statutory Rape	0	0	0	0
Juvenile Arrests	1	Aggravated Assault	0	0	0	0
Unknown Age	0	Simple Assault	3	3	2	0
Arrests per 100,000 population	N/A	Intimidation	0	0	0	0
		Stalking	0	0	0	0
		Commercial Sex Acts	0	0	0	0
Average number offenses/incident	1.33	Involuntary Servitude	0	0	0	0
		Crimes Against Property				
Domestic Violence Victims		Arson	0	0	0	0
Offense	Reported	Cleared	Bribery	0	0	0
Murder	0	0	Burglary	0	0	0
Aggravated Assault	0	0	Counterfeiting/Forgery	0	0	0
Simple Assault	2	2	Destruction/Damage/Vandalism	3	2	3
Intimidation	0	0	Embezzlement	0	0	0
Stalking	0	0	Extortion/Blackmail	0	0	0
Forcible Rape	0	0	Fraud - False Pretenses	0	0	0
Forcible Sodomy	0	0	Fraud - Credit Card/ATM	0	0	0
Sexual Assault W/Object	0	0	Fraud - Impersonation	0	0	0
Forcible Fondling	0	0	Fraud - Welfare	0	0	0
Incest	0	0	Fraud - Wire	0	0	0
Statutory Rape	0	0	Fraud - Identity Theft	0	0	0
Kidnapping/Abduction	0	0	Fraud - Computer Hacking/Invasion	0	0	0
Commercial Sex Acts	0	0	Robbery	0	0	0
Involuntary Servitude	0	0	Theft - Pocket-picking	0	0	0
Total	2	2	Theft - Purse Snatching	0	0	0
			Theft - Shoplifting	1	0	0
Group B Arrests			Theft From Building	2	1	1
Offense	Adult	Juvenile	Theft From Coin Machine	0	0	0
Bad Checks	0	0	Theft From Motor Vehicle	4	0	0
Curfew/Vagrancy	0	0	Theft of Motor Vehicle Parts	0	0	0
Disorderly Conduct	0	0	Theft - All Other Larceny	3	0	0
DUI	0	0	Motor Vehicle Theft	0	0	0
Drunkenness	2	0	Stolen Property Offenses	0	0	0
Family-Non Violent	0	0	Crimes Against Society			
Liquor Law Violations	0	0	Animal Cruelty	0	0	0
Peeping Tom	0	1	Drug/Narcotic Violations	4	4	4
Trespass	0	0	Drug/Narcotic Equipment Violations	6	6	2
All Other Offenses	1	0	Gambling - Betting/Wagering	0	0	0
Total Group B	3	1	Gambling - Operating/Promoting	0	0	0
			Gambling - Equipment Violations	0	0	0
			Gambling - Sports Tampering	0	0	0
			Pornography/Obscene Material	0	0	0
			Prostitution	0	0	0
			Prostitution Assisting/Promoting	0	0	0
			Purchasing Prostitution	0	0	0
			Weapon Law Violations	2	2	1
			Total Group A Offenses	28	18	13
						0

Crime in Tennessee 2017

(*) Offenses are counted using the FBI Units of Count for Crime

(**) The 'Arrests' column shows arrests made for incidents during the selected period, regardless of arrest date. Arrest counts for the same period may change over time.

Fort Loudon State Historic Park - NIBRS Agency Crime Overview - 2017

2016 Population Estimate		N/A	Offenses (*)		Arrests (**)	
			Reported	Cleared	Adult	Juvenile
Offense Overview			Group A Offenses			
			Crimes Against Persons			
Offense Total	0		0	0	0	0
Number Cleared	0		0	0	0	0
Percent Cleared	0.00 %		0	0	0	0
Group A Crimes per 100,000 population	N/A		0	0	0	0
			Crimes Against Property			
Arrest Overview						
Total Arrests	0		0	0	0	0
Adult Arrests	0		0	0	0	0
Juvenile Arrests	0		0	0	0	0
Unknown Age	0		0	0	0	0
Arrests per 100,000 population	N/A		0	0	0	0
Average number offenses/incident	0.00		0	0	0	0
Domestic Violence Victims						
Offense	Reported	Cleared				
Murder	0	0	0	0	0	0
Aggravated Assault	0	0	0	0	0	0
Simple Assault	0	0	0	0	0	0
Intimidation	0	0	0	0	0	0
Stalking	0	0	0	0	0	0
Forcible Rape	0	0	0	0	0	0
Forcible Sodomy	0	0	0	0	0	0
Sexual Assault W/Object	0	0	0	0	0	0
Forcible Fondling	0	0	0	0	0	0
Incest	0	0	0	0	0	0
Statutory Rape	0	0	0	0	0	0
Kidnapping/Abduction	0	0	0	0	0	0
Commercial Sex Acts	0	0	0	0	0	0
Involuntary Servitude	0	0	0	0	0	0
Total	0	0	0	0	0	0
Group B Arrests						
Offense	Adult	Juvenile				
Bad Checks	0	0	0	0	0	0
Curfew/Vagrancy	0	0	0	0	0	0
Disorderly Conduct	0	0	0	0	0	0
DUI	0	0	0	0	0	0
Drunkenness	0	0	0	0	0	0
Family-Non Violent	0	0	0	0	0	0
Liquor Law Violations	0	0	0	0	0	0
Peeping Tom	0	0	0	0	0	0
Trespass	0	0	0	0	0	0
All Other Offenses	0	0	0	0	0	0
Total Group B	0	0	0	0	0	0
			Crimes Against Society			
			Animal Cruelty			
			Drug/Narcotic Violations			
			Drug/Narcotic Equipment Violations			
			Gambling - Betting/Wagering			
			Gambling - Operating/Promoting			
			Gambling - Equipment Violations			
			Gambling - Sports Tampering			
			Pornography/Obscene Material			
			Prostitution			
			Prostitution Assisting/Promoting			
			Purchasing Prostitution			
			Weapon Law Violations			
			0	0	0	0
			Total Group A Offenses			

Crime in Tennessee 2017

(*) Offenses are counted using the FBI Units of Count for Crime

(**) The 'Arrests' column shows arrests made for incidents during the selected period, regardless of arrest date. Arrest counts for the same period may change over time.

Fort Pillow State Historic Park - NIBRS Agency Crime Overview - 2017

2016 Population Estimate		N/A	Offenses (*)		Arrests (**)	
Offense Overview			Reported	Cleared	Adult	Juvenile
Group A Offenses						
Crimes Against Persons						
Offense Total	3	Murder	0	0	0	0
Number Cleared	3	Negligent Manslaughter	0	0	0	0
Percent Cleared	100.00 %	Negligent Vehicular Manslaughter	0	0	0	0
Group A Crimes per 100,000 population	N/A	Kidnapping/Abduction	0	0	0	0
		Forcible Rape	0	0	0	0
		Forcible Sodomy	0	0	0	0
		Sexual Assault W/Object	0	0	0	0
Arrest Overview		Forcible Fondling	0	0	0	0
Total Arrests	3	Incest	0	0	0	0
Adult Arrests	3	Statutory Rape	0	0	0	0
Juvenile Arrests	0	Aggravated Assault	0	0	0	0
Unknown Age	0	Simple Assault	0	0	0	0
Arrests per 100,000 population	N/A	Intimidation	0	0	0	0
		Stalking	0	0	0	0
		Commercial Sex Acts	0	0	0	0
Average number offenses/incident	1.50	Involuntary Servitude	0	0	0	0
Domestic Violence Victims						
Offense	Reported	Cleared	Crimes Against Property			
Murder	0	0	Arson	0	0	0
Aggravated Assault	0	0	Bribery	0	0	0
Simple Assault	0	0	Burglary	0	0	0
Intimidation	0	0	Counterfeiting/Forgery	0	0	0
Stalking	0	0	Destruction/Damage/Vandalism	0	0	0
Forcible Rape	0	0	Embezzlement	0	0	0
Forcible Sodomy	0	0	Extortion/Blackmail	0	0	0
Sexual Assault W/Object	0	0	Fraud - False Pretenses	0	0	0
Forcible Fondling	0	0	Fraud - Credit Card/ATM	0	0	0
Incest	0	0	Fraud - Impersonation	0	0	0
Statutory Rape	0	0	Fraud - Welfare	0	0	0
Kidnapping/Abduction	0	0	Fraud - Wire	0	0	0
Commercial Sex Acts	0	0	Fraud - Identity Theft	0	0	0
Involuntary Servitude	0	0	Fraud - Computer Hacking/Invasion	0	0	0
Total	0	0	Robbery	0	0	0
			Theft - Pocket-picking	0	0	0
			Theft - Purse Snatching	0	0	0
			Theft - Shoplifting	0	0	0
			Theft From Building	0	0	0
			Theft From Coin Machine	0	0	0
			Theft From Motor Vehicle	0	0	0
			Theft of Motor Vehicle Parts	0	0	0
			Theft - All Other Larceny	1	1	1
			Motor Vehicle Theft	0	0	0
			Stolen Property Offenses	0	0	0
			Crimes Against Society			
			Animal Cruelty	0	0	0
			Drug/Narcotic Violations	1	1	1
			Drug/Narcotic Equipment Violations	1	1	0
			Gambling - Betting/Wagering	0	0	0
			Gambling - Operating/Promoting	0	0	0
			Gambling - Equipment Violations	0	0	0
			Gambling - Sports Tampering	0	0	0
			Pornography/Obscene Material	0	0	0
			Prostitution	0	0	0
			Prostitution Assisting/Promoting	0	0	0
			Purchasing Prostitution	0	0	0
			Weapon Law Violations	0	0	0
			Total Group A Offenses	3	3	2
						0
Group B Arrests						
Offense	Adult	Juvenile				
Bad Checks	0	0				
Curfew/Vagrancy	0	0				
Disorderly Conduct	0	0				
DUI	0	0				
Drunkenness	0	0				
Family-Non Violent	0	0				
Liquor Law Violations	1	0				
Peeping Tom	0	0				
Trespass	0	0				
All Other Offenses	0	0				
Total Group B	1	0				

Crime in Tennessee 2017

(*) Offenses are counted using the FBI Units of Count for Crime

(**) The 'Arrests' column shows arrests made for incidents during the selected period, regardless of arrest date. Arrest counts for the same period may change over time.

Frozen Head Natural Area - NIBRS Agency Crime Overview - 2017

2016 Population Estimate	N/A	Offenses (*)		Arrests (**)		
		Reported	Cleared	Adult	Juvenile	
Offense Overview		Group A Offenses				
		Crimes Against Persons				
Offense Total	4	Murder	0	0	0	0
Number Cleared	0	Negligent Manslaughter	0	0	0	0
Percent Cleared	0.00 %	Negligent Vehicular Manslaughter	0	0	0	0
Group A Crimes per 100,000 population	N/A	Kidnapping/Abduction	0	0	0	0
		Forcible Rape	0	0	0	0
		Forcible Sodomy	0	0	0	0
		Sexual Assault W/Object	0	0	0	0
Arrest Overview		Forcible Fondling	0	0	0	0
Total Arrests	5	Incest	0	0	0	0
Adult Arrests	5	Statutory Rape	0	0	0	0
Juvenile Arrests	0	Aggravated Assault	0	0	0	0
Unknown Age	0	Simple Assault	0	0	0	0
Arrests per 100,000 population	N/A	Intimidation	0	0	0	0
		Stalking	0	0	0	0
		Commercial Sex Acts	0	0	0	0
Average number offenses/incident	1.00	Involuntary Servitude	0	0	0	0
		Crimes Against Property				
Domestic Violence Victims		Arson	0	0	0	0
Offense	Reported	Cleared	Bribery	0	0	0
Murder	0	0	Burglary	0	0	0
Aggravated Assault	0	0	Counterfeiting/Forgery	0	0	0
Simple Assault	0	0	Destruction/Damage/Vandalism	3	0	0
Intimidation	0	0	Embezzlement	0	0	0
Stalking	0	0	Extortion/Blackmail	0	0	0
Forcible Rape	0	0	Fraud - False Pretenses	0	0	0
Forcible Sodomy	0	0	Fraud - Credit Card/ATM	0	0	0
Sexual Assault W/Object	0	0	Fraud - Impersonation	0	0	0
Forcible Fondling	0	0	Fraud - Welfare	0	0	0
Incest	0	0	Fraud - Wire	0	0	0
Statutory Rape	0	0	Fraud - Identity Theft	0	0	0
Kidnapping/Abduction	0	0	Fraud - Computer Hacking/Invasion	0	0	0
Commercial Sex Acts	0	0	Robbery	0	0	0
Involuntary Servitude	0	0	Theft - Pocket-picking	0	0	0
Total	0	0	Theft - Purse Snatching	0	0	0
			Theft - Shoplifting	0	0	0
Group B Arrests			Theft From Building	0	0	0
Offense	Adult	Juvenile	Theft From Coin Machine	0	0	0
Bad Checks	0	0	Theft From Motor Vehicle	1	0	0
Curfew/Vagrancy	0	0	Theft of Motor Vehicle Parts	0	0	0
Disorderly Conduct	1	0	Theft - All Other Larceny	0	0	0
DUI	0	0	Motor Vehicle Theft	0	0	0
Drunkenness	0	0	Stolen Property Offenses	0	0	0
Family-Non Violent	0	0	Crimes Against Society			
Liquor Law Violations	1	0	Animal Cruelty	0	0	0
Peeping Tom	0	0	Drug/Narcotic Violations	0	0	0
Trespass	0	0	Drug/Narcotic Equipment Violations	0	0	0
All Other Offenses	3	0	Gambling - Betting/Wagering	0	0	0
Total Group B	5	0	Gambling - Operating/Promoting	0	0	0
			Gambling - Equipment Violations	0	0	0
			Gambling - Sports Tampering	0	0	0
			Pornography/Obscene Material	0	0	0
			Prostitution	0	0	0
			Prostitution Assisting/Promoting	0	0	0
			Purchasing Prostitution	0	0	0
			Weapon Law Violations	0	0	0
			Total Group A Offenses	4	0	0

Crime in Tennessee 2017

(*) Offenses are counted using the FBI Units of Count for Crime

(**) The 'Arrests' column shows arrests made for incidents during the selected period, regardless of arrest date. Arrest counts for the same period may change over time.

Harpeth Scenic River & Narrows Historic Area - NIBRS Agency Crime Overview - 2017

2016 Population Estimate		N/A	Offenses (*)		Arrests (**)	
			Reported	Cleared	Adult	Juvenile
Offense Overview			Group A Offenses			
			Crimes Against Persons			
Offense Total	15		0	0	0	0
Number Cleared	0		0	0	0	0
Percent Cleared	0.00 %		0	0	0	0
Group A Crimes per 100,000 population	N/A		0	0	0	0
			Crimes Against Property			
Arrest Overview						
Total Arrests	0		0	0	0	0
Adult Arrests	0		0	0	0	0
Juvenile Arrests	0		0	0	0	0
Unknown Age	0		0	0	0	0
Arrests per 100,000 population	N/A		0	0	0	0
Average number offenses/incident	1.07		0	0	0	0
Domestic Violence Victims						
Offense	Reported	Cleared				
Murder	0	0	0	0	0	0
Aggravated Assault	0	0	0	0	0	0
Simple Assault	0	0	10	0	0	0
Intimidation	0	0	0	0	0	0
Stalking	0	0	0	0	0	0
Forcible Rape	0	0	0	0	0	0
Forcible Sodomy	0	0	0	0	0	0
Sexual Assault W/Object	0	0	0	0	0	0
Forcible Fondling	0	0	0	0	0	0
Incest	0	0	0	0	0	0
Statutory Rape	0	0	0	0	0	0
Kidnapping/Abduction	0	0	0	0	0	0
Commercial Sex Acts	0	0	0	0	0	0
Involuntary Servitude	0	0	0	0	0	0
Total	0	0	0	0	0	0
Group B Arrests						
Offense	Adult	Juvenile				
Bad Checks	0	0	0	0	0	0
Curfew/Vagrancy	0	0	0	0	0	0
Disorderly Conduct	0	0	0	0	0	0
DUI	0	0	0	0	0	0
Drunkenness	0	0	0	0	0	0
Family-Non Violent	0	0	0	0	0	0
Liquor Law Violations	0	0	0	0	0	0
Peeping Tom	0	0	0	0	0	0
Trespass	0	0	0	0	0	0
All Other Offenses	0	0	0	0	0	0
Total Group B	0	0	0	0	0	0
			Crimes Against Society			
			Animal Cruelty			
			Drug/Narcotic Violations			
			Drug/Narcotic Equipment Violations			
			Gambling - Betting/Wagering			
			Gambling - Operating/Promoting			
			Gambling - Equipment Violations			
			Gambling - Sports Tampering			
			Pornography/Obscene Material			
			Prostitution			
			Prostitution Assisting/Promoting			
			Purchasing Prostitution			
			Weapon Law Violations			
			Total Group A Offenses			
			15		0	

Crime in Tennessee 2017

(*) Offenses are counted using the FBI Units of Count for Crime

(**) The 'Arrests' column shows arrests made for incidents during the selected period, regardless of arrest date. Arrest counts for the same period may change over time.

Harrison Bay State Park - NIBRS Agency Crime Overview - 2017

2016 Population Estimate	N/A	Offenses (*)		Arrests (**)		
		Reported	Cleared	Adult	Juvenile	
Offense Overview		Group A Offenses				
		Crimes Against Persons				
Offense Total	4	Murder	0	0	0	0
Number Cleared	0	Negligent Manslaughter	0	0	0	0
Percent Cleared	0.00 %	Negligent Vehicular Manslaughter	0	0	0	0
Group A Crimes per 100,000 population	N/A	Kidnapping/Abduction	0	0	0	0
		Forcible Rape	0	0	0	0
		Forcible Sodomy	0	0	0	0
		Sexual Assault W/Object	0	0	0	0
Arrest Overview		Forcible Fondling	0	0	0	0
Total Arrests	0	Incest	0	0	0	0
Adult Arrests	0	Statutory Rape	0	0	0	0
Juvenile Arrests	0	Aggravated Assault	0	0	0	0
Unknown Age	0	Simple Assault	1	0	0	0
Arrests per 100,000 population	N/A	Intimidation	0	0	0	0
		Stalking	0	0	0	0
		Commercial Sex Acts	0	0	0	0
Average number offenses/incident	1.33	Involuntary Servitude	0	0	0	0
		Crimes Against Property				
Domestic Violence Victims		Arson	0	0	0	0
Offense	Reported	Cleared	Bribery	0	0	0
Murder	0	0	Burglary	0	0	0
Aggravated Assault	0	0	Counterfeiting/Forgery	0	0	0
Simple Assault	0	0	Destruction/Damage/Vandalism	1	0	0
Intimidation	0	0	Embezzlement	0	0	0
Stalking	0	0	Extortion/Blackmail	0	0	0
Forcible Rape	0	0	Fraud - False Pretenses	0	0	0
Forcible Sodomy	0	0	Fraud - Credit Card/ATM	0	0	0
Sexual Assault W/Object	0	0	Fraud - Impersonation	0	0	0
Forcible Fondling	0	0	Fraud - Welfare	0	0	0
Incest	0	0	Fraud - Wire	0	0	0
Statutory Rape	0	0	Fraud - Identity Theft	0	0	0
Kidnapping/Abduction	0	0	Fraud - Computer Hacking/Invasion	0	0	0
Commercial Sex Acts	0	0	Robbery	0	0	0
Involuntary Servitude	0	0	Theft - Pocket-picking	0	0	0
Total	0	0	Theft - Purse Snatching	0	0	0
			Theft - Shoplifting	0	0	0
Group B Arrests			Theft From Building	0	0	0
Offense	Adult	Juvenile	Theft From Coin Machine	0	0	0
Bad Checks	0	0	Theft From Motor Vehicle	0	0	0
Curfew/Vagrancy	0	0	Theft of Motor Vehicle Parts	0	0	0
Disorderly Conduct	0	0	Theft - All Other Larceny	1	0	0
DUI	0	0	Motor Vehicle Theft	1	0	0
Drunkenness	0	0	Stolen Property Offenses	0	0	0
Family-Non Violent	0	0	Crimes Against Society			
Liquor Law Violations	0	0	Animal Cruelty	0	0	0
Peeping Tom	0	0	Drug/Narcotic Violations	0	0	0
Trespass	0	0	Drug/Narcotic Equipment Violations	0	0	0
All Other Offenses	0	0	Gambling - Betting/Wagering	0	0	0
Total Group B	0	0	Gambling - Operating/Promoting	0	0	0
			Gambling - Equipment Violations	0	0	0
			Gambling - Sports Tampering	0	0	0
			Pornography/Obscene Material	0	0	0
			Prostitution	0	0	0
			Prostitution Assisting/Promoting	0	0	0
			Purchasing Prostitution	0	0	0
			Weapon Law Violations	0	0	0
			Total Group A Offenses	4	0	0

Crime in Tennessee 2017

(*) Offenses are counted using the FBI Units of Count for Crime

(**) The 'Arrests' column shows arrests made for incidents during the selected period, regardless of arrest date. Arrest counts for the same period may change over time.

Henry Horton State Park - NIBRS Agency Crime Overview - 2017

2016 Population Estimate		N/A	Offenses (*)		Arrests (**)	
Offense Overview			Reported	Cleared	Adult	Juvenile
Group A Offenses						
Crimes Against Persons						
Offense Total	10		0	0	0	0
Number Cleared	5		0	0	0	0
Percent Cleared	50.00 %		0	0	0	0
Group A Crimes per 100,000 population	N/A		0	0	0	0
Arrest Overview						
Total Arrests	9		0	0	0	0
Adult Arrests	8		0	0	0	0
Juvenile Arrests	1		0	0	0	0
Unknown Age	0		1	1	1	0
Arrests per 100,000 population	N/A		1	0	0	0
Average number offenses/incident	1.11		0	0	0	0
Domestic Violence Victims						
Offense	Reported	Cleared				
Murder	0	0	0	0	0	0
Aggravated Assault	0	0	0	0	0	0
Simple Assault	1	1	0	0	0	0
Intimidation	0	0	0	0	0	0
Stalking	0	0	0	0	0	0
Forcible Rape	0	0	0	0	0	0
Forcible Sodomy	0	0	0	0	0	0
Sexual Assault W/Object	0	0	0	0	0	0
Forcible Fondling	0	0	0	0	0	0
Incest	0	0	0	0	0	0
Statutory Rape	0	0	0	0	0	0
Kidnapping/Abduction	0	0	0	0	0	0
Commercial Sex Acts	0	0	0	0	0	0
Involuntary Servitude	0	0	0	0	0	0
Total	1	1				
Group B Arrests						
Offense	Adult	Juvenile				
Bad Checks	0	0	0	0	0	0
Curfew/Vagrancy	0	0	0	0	0	0
Disorderly Conduct	0	0	0	0	0	0
DUI	3	0	0	0	0	0
Drunkenness	1	0	0	0	0	0
Family-Non Violent	1	0	0	0	0	0
Liquor Law Violations	0	0	0	0	0	0
Peeping Tom	0	0	0	0	0	0
Trespass	0	0	0	0	0	0
All Other Offenses	0	0	0	0	0	0
Total Group B	5	0				
Crimes Against Property						
Arson			0	0	0	0
Bribery			0	0	0	0
Burglary			0	0	0	0
Counterfeiting/Forgery			0	0	0	0
Destruction/Damage/Vandalism			0	0	0	0
Embezzlement			0	0	0	0
Extortion/Blackmail			0	0	0	0
Fraud - False Pretenses			0	0	0	0
Fraud - Credit Card/ATM			0	0	0	0
Fraud - Impersonation			0	0	0	0
Fraud - Welfare			0	0	0	0
Fraud - Wire			0	0	0	0
Fraud - Identity Theft			0	0	0	0
Fraud - Computer Hacking/Invasion			0	0	0	0
Robbery			0	0	0	0
Theft - Pocket-picking			0	0	0	0
Theft - Purse Snatching			0	0	0	0
Theft - Shoplifting			0	0	0	0
Theft From Building			1	0	0	0
Theft From Coin Machine			0	0	0	0
Theft From Motor Vehicle			1	0	0	0
Theft of Motor Vehicle Parts			0	0	0	0
Theft - All Other Larceny			1	0	0	0
Motor Vehicle Theft			0	0	0	0
Stolen Property Offenses			0	0	0	0
Crimes Against Society						
Animal Cruelty			0	0	0	0
Drug/Narcotic Violations			2	1	1	0
Drug/Narcotic Equipment Violations			3	3	1	1
Gambling - Betting/Wagering			0	0	0	0
Gambling - Operating/Promoting			0	0	0	0
Gambling - Equipment Violations			0	0	0	0
Gambling - Sports Tampering			0	0	0	0
Pornography/Obscene Material			0	0	0	0
Prostitution			0	0	0	0
Prostitution Assisting/Promoting			0	0	0	0
Purchasing Prostitution			0	0	0	0
Weapon Law Violations			0	0	0	0
Total Group A Offenses			10	5	3	1

Crime in Tennessee 2017

(*) Offenses are counted using the FBI Units of Count for Crime

(**) The 'Arrests' column shows arrests made for incidents during the selected period, regardless of arrest date. Arrest counts for the same period may change over time.

Hiwassee and Ocoee State Scenic Rivers - NIBRS Agency Crime Overview - 2017

2016 Population Estimate	N/A	Offenses (*)		Arrests (**)		
		Reported	Cleared	Adult	Juvenile	
Offense Overview		Group A Offenses				
		Crimes Against Persons				
Offense Total	0	Murder	0	0	0	0
Number Cleared	0	Negligent Manslaughter	0	0	0	0
Percent Cleared	0.00 %	Negligent Vehicular Manslaughter	0	0	0	0
Group A Crimes per 100,000 population	N/A	Kidnapping/Abduction	0	0	0	0
		Forcible Rape	0	0	0	0
		Forcible Sodomy	0	0	0	0
		Sexual Assault W/Object	0	0	0	0
Arrest Overview		Forcible Fondling	0	0	0	0
Total Arrests	0	Incest	0	0	0	0
Adult Arrests	0	Statutory Rape	0	0	0	0
Juvenile Arrests	0	Aggravated Assault	0	0	0	0
Unknown Age	0	Simple Assault	0	0	0	0
Arrests per 100,000 population	N/A	Intimidation	0	0	0	0
		Stalking	0	0	0	0
		Commercial Sex Acts	0	0	0	0
Average number offenses/incident	0.00	Involuntary Servitude	0	0	0	0
		Crimes Against Property				
Domestic Violence Victims		Arson	0	0	0	0
Offense	Reported	Cleared	Bribery	0	0	0
Murder	0	0	Burglary	0	0	0
Aggravated Assault	0	0	Counterfeiting/Forgery	0	0	0
Simple Assault	0	0	Destruction/Damage/Vandalism	0	0	0
Intimidation	0	0	Embezzlement	0	0	0
Stalking	0	0	Extortion/Blackmail	0	0	0
Forcible Rape	0	0	Fraud - False Pretenses	0	0	0
Forcible Sodomy	0	0	Fraud - Credit Card/ATM	0	0	0
Sexual Assault W/Object	0	0	Fraud - Impersonation	0	0	0
Forcible Fondling	0	0	Fraud - Welfare	0	0	0
Incest	0	0	Fraud - Wire	0	0	0
Statutory Rape	0	0	Fraud - Identity Theft	0	0	0
Kidnapping/Abduction	0	0	Fraud - Computer Hacking/Invasion	0	0	0
Commercial Sex Acts	0	0	Robbery	0	0	0
Involuntary Servitude	0	0	Theft - Pocket-picking	0	0	0
Total	0	0	Theft - Purse Snatching	0	0	0
			Theft - Shoplifting	0	0	0
Group B Arrests			Theft From Building	0	0	0
Offense	Adult	Juvenile	Theft From Coin Machine	0	0	0
Bad Checks	0	0	Theft From Motor Vehicle	0	0	0
Curfew/Vagrancy	0	0	Theft of Motor Vehicle Parts	0	0	0
Disorderly Conduct	0	0	Theft - All Other Larceny	0	0	0
DUI	0	0	Motor Vehicle Theft	0	0	0
Drunkenness	0	0	Stolen Property Offenses	0	0	0
Family-Non Violent	0	0	Crimes Against Society			
Liquor Law Violations	0	0	Animal Cruelty	0	0	0
Peeping Tom	0	0	Drug/Narcotic Violations	0	0	0
Trespass	0	0	Drug/Narcotic Equipment Violations	0	0	0
All Other Offenses	0	0	Gambling - Betting/Wagering	0	0	0
Total Group B	0	0	Gambling - Operating/Promoting	0	0	0
			Gambling - Equipment Violations	0	0	0
			Gambling - Sports Tampering	0	0	0
			Pornography/Obscene Material	0	0	0
			Prostitution	0	0	0
			Prostitution Assisting/Promoting	0	0	0
			Purchasing Prostitution	0	0	0
			Weapon Law Violations	0	0	0
			Total Group A Offenses	0	0	0

Crime in Tennessee 2017

(*) Offenses are counted using the FBI Units of Count for Crime

(**) The 'Arrests' column shows arrests made for incidents during the selected period, regardless of arrest date. Arrest counts for the same period may change over time.

House Mountain Natural Area - NIBRS Agency Crime Overview - 2017

2016 Population Estimate		N/A	Offenses (*)		Arrests (**)	
Offense Overview			Reported	Cleared	Adult	Juvenile
Group A Offenses						
Crimes Against Persons						
Offense Total	0	Murder	0	0	0	0
Number Cleared	0	Negligent Manslaughter	0	0	0	0
Percent Cleared	0.00 %	Negligent Vehicular Manslaughter	0	0	0	0
Group A Crimes per 100,000 population	N/A	Kidnapping/Abduction	0	0	0	0
		Forcible Rape	0	0	0	0
		Forcible Sodomy	0	0	0	0
		Sexual Assault W/Object	0	0	0	0
Arrest Overview		Forcible Fondling	0	0	0	0
Total Arrests	0	Incest	0	0	0	0
Adult Arrests	0	Statutory Rape	0	0	0	0
Juvenile Arrests	0	Aggravated Assault	0	0	0	0
Unknown Age	0	Simple Assault	0	0	0	0
Arrests per 100,000 population	N/A	Intimidation	0	0	0	0
		Stalking	0	0	0	0
		Commercial Sex Acts	0	0	0	0
Average number offenses/incident	0.00	Involuntary Servitude	0	0	0	0
Domestic Violence Victims						
Offense	Reported	Cleared	Crimes Against Property			
Murder	0	0	Arson	0	0	0
Aggravated Assault	0	0	Bribery	0	0	0
Simple Assault	0	0	Burglary	0	0	0
Intimidation	0	0	Counterfeiting/Forgery	0	0	0
Stalking	0	0	Destruction/Damage/Vandalism	0	0	0
Forcible Rape	0	0	Embezzlement	0	0	0
Forcible Sodomy	0	0	Extortion/Blackmail	0	0	0
Sexual Assault W/Object	0	0	Fraud - False Pretenses	0	0	0
Forcible Fondling	0	0	Fraud - Credit Card/ATM	0	0	0
Incest	0	0	Fraud - Impersonation	0	0	0
Statutory Rape	0	0	Fraud - Welfare	0	0	0
Kidnapping/Abduction	0	0	Fraud - Wire	0	0	0
Commercial Sex Acts	0	0	Fraud - Identity Theft	0	0	0
Involuntary Servitude	0	0	Fraud - Computer Hacking/Invasion	0	0	0
Total	0	0	Robbery	0	0	0
			Theft - Pocket-picking	0	0	0
			Theft - Purse Snatching	0	0	0
			Theft - Shoplifting	0	0	0
			Theft From Building	0	0	0
			Theft From Coin Machine	0	0	0
			Theft From Motor Vehicle	0	0	0
			Theft of Motor Vehicle Parts	0	0	0
			Theft - All Other Larceny	0	0	0
			Motor Vehicle Theft	0	0	0
			Stolen Property Offenses	0	0	0
			Crimes Against Society			
			Animal Cruelty	0	0	0
			Drug/Narcotic Violations	0	0	0
			Drug/Narcotic Equipment Violations	0	0	0
			Gambling - Betting/Wagering	0	0	0
			Gambling - Operating/Promoting	0	0	0
			Gambling - Equipment Violations	0	0	0
			Gambling - Sports Tampering	0	0	0
			Pornography/Obscene Material	0	0	0
			Prostitution	0	0	0
			Prostitution Assisting/Promoting	0	0	0
			Purchasing Prostitution	0	0	0
			Weapon Law Violations	0	0	0
			Total Group A Offenses	0	0	0
Group B Arrests						
Offense	Adult	Juvenile				
Bad Checks	0	0				
Curfew/Vagrancy	0	0				
Disorderly Conduct	0	0				
DUI	0	0				
Drunkenness	0	0				
Family-Non Violent	0	0				
Liquor Law Violations	0	0				
Peeping Tom	0	0				
Trespass	0	0				
All Other Offenses	0	0				
Total Group B	0	0				

Crime in Tennessee 2017

(*) Offenses are counted using the FBI Units of Count for Crime

(**) The 'Arrests' column shows arrests made for incidents during the selected period, regardless of arrest date. Arrest counts for the same period may change over time.

Indian Mountain State Park - NIBRS Agency Crime Overview - 2017

2016 Population Estimate	N/A	Offenses (*)		Arrests (**)			
		Reported	Cleared	Adult	Juvenile		
Offense Overview		Group A Offenses					
Crimes Against Persons							
Offense Total	0	Murder	0	0	0	0	
Number Cleared	0	Negligent Manslaughter	0	0	0	0	
Percent Cleared	0.00 %	Negligent Vehicular Manslaughter	0	0	0	0	
Group A Crimes per 100,000 population	N/A	Kidnapping/Abduction	0	0	0	0	
		Forcible Rape	0	0	0	0	
		Forcible Sodomy	0	0	0	0	
		Sexual Assault W/Object	0	0	0	0	
Arrest Overview		Forcible Fondling	0	0	0	0	
Total Arrests	0	Incest	0	0	0	0	
Adult Arrests	0	Statutory Rape	0	0	0	0	
Juvenile Arrests	0	Aggravated Assault	0	0	0	0	
Unknown Age	0	Simple Assault	0	0	0	0	
Arrests per 100,000 population	N/A	Intimidation	0	0	0	0	
		Stalking	0	0	0	0	
		Commercial Sex Acts	0	0	0	0	
Average number offenses/incident	0.00	Involuntary Servitude	0	0	0	0	
Domestic Violence Victims		Crimes Against Property					
Offense	Reported	Cleared	Arson	0	0	0	0
Murder	0	0	Bribery	0	0	0	0
Aggravated Assault	0	0	Burglary	0	0	0	0
Simple Assault	0	0	Counterfeiting/Forgery	0	0	0	0
Intimidation	0	0	Destruction/Damage/Vandalism	0	0	0	0
Stalking	0	0	Embezzlement	0	0	0	0
Forcible Rape	0	0	Extortion/Blackmail	0	0	0	0
Forcible Sodomy	0	0	Fraud - False Pretenses	0	0	0	0
Sexual Assault W/Object	0	0	Fraud - Credit Card/ATM	0	0	0	0
Forcible Fondling	0	0	Fraud - Impersonation	0	0	0	0
Incest	0	0	Fraud - Welfare	0	0	0	0
Statutory Rape	0	0	Fraud - Wire	0	0	0	0
Kidnapping/Abduction	0	0	Fraud - Identity Theft	0	0	0	0
Commercial Sex Acts	0	0	Fraud - Computer Hacking/Invasion	0	0	0	0
Involuntary Servitude	0	0	Robbery	0	0	0	0
Total	0	0	Theft - Pocket-picking	0	0	0	0
			Theft - Purse Snatching	0	0	0	0
			Theft - Shoplifting	0	0	0	0
Group B Arrests			Theft From Building	0	0	0	0
Offense	Adult	Juvenile	Theft From Coin Machine	0	0	0	0
Bad Checks	0	0	Theft From Motor Vehicle	0	0	0	0
Curfew/Vagrancy	0	0	Theft of Motor Vehicle Parts	0	0	0	0
Disorderly Conduct	0	0	Theft - All Other Larceny	0	0	0	0
DUI	0	0	Motor Vehicle Theft	0	0	0	0
Drunkenness	0	0	Stolen Property Offenses	0	0	0	0
Family-Non Violent	0	0	Crimes Against Society				
Liquor Law Violations	0	0	Animal Cruelty	0	0	0	0
Peeping Tom	0	0	Drug/Narcotic Violations	0	0	0	0
Trespass	0	0	Drug/Narcotic Equipment Violations	0	0	0	0
All Other Offenses	0	0	Gambling - Betting/Wagering	0	0	0	0
Total Group B	0	0	Gambling - Operating/Promoting	0	0	0	0
			Gambling - Equipment Violations	0	0	0	0
			Gambling - Sports Tampering	0	0	0	0
			Pornography/Obscene Material	0	0	0	0
			Prostitution	0	0	0	0
			Prostitution Assisting/Promoting	0	0	0	0
			Purchasing Prostitution	0	0	0	0
			Weapon Law Violations	0	0	0	0
			Total Group A Offenses	0	0	0	0

Crime in Tennessee 2017

(*) Offenses are counted using the FBI Units of Count for Crime

(**) The 'Arrests' column shows arrests made for incidents during the selected period, regardless of arrest date. Arrest counts for the same period may change over time.

Johnsonville State Park - NIBRS Agency Crime Overview - 2017

2016 Population Estimate	N/A	Offenses (*)		Arrests (**)		
		Reported	Cleared	Adult	Juvenile	
Offense Overview		Group A Offenses				
		Crimes Against Persons				
Offense Total	0	Murder	0	0	0	0
Number Cleared	0	Negligent Manslaughter	0	0	0	0
Percent Cleared	0.00 %	Negligent Vehicular Manslaughter	0	0	0	0
Group A Crimes per 100,000 population	N/A	Kidnapping/Abduction	0	0	0	0
		Forcible Rape	0	0	0	0
		Forcible Sodomy	0	0	0	0
		Sexual Assault W/Object	0	0	0	0
		Forcible Fondling	0	0	0	0
Arrest Overview		Incest	0	0	0	0
Total Arrests	0	Statutory Rape	0	0	0	0
Adult Arrests	0	Aggravated Assault	0	0	0	0
Juvenile Arrests	0	Simple Assault	0	0	0	0
Unknown Age	0	Intimidation	0	0	0	0
Arrests per 100,000 population	N/A	Stalking	0	0	0	0
		Commercial Sex Acts	0	0	0	0
Average number offenses/incident	0.00	Involuntary Servitude	0	0	0	0
		Crimes Against Property				
Domestic Violence Victims		Arson	0	0	0	0
Offense	Reported	Cleared	Bribery	0	0	0
Murder	0	0	Burglary	0	0	0
Aggravated Assault	0	0	Counterfeiting/Forgery	0	0	0
Simple Assault	0	0	Destruction/Damage/Vandalism	0	0	0
Intimidation	0	0	Embezzlement	0	0	0
Stalking	0	0	Extortion/Blackmail	0	0	0
Forcible Rape	0	0	Fraud - False Pretenses	0	0	0
Forcible Sodomy	0	0	Fraud - Credit Card/ATM	0	0	0
Sexual Assault W/Object	0	0	Fraud - Impersonation	0	0	0
Forcible Fondling	0	0	Fraud - Welfare	0	0	0
Incest	0	0	Fraud - Wire	0	0	0
Statutory Rape	0	0	Fraud - Identity Theft	0	0	0
Kidnapping/Abduction	0	0	Fraud - Computer Hacking/Invasion	0	0	0
Commercial Sex Acts	0	0	Robbery	0	0	0
Involuntary Servitude	0	0	Theft - Pocket-picking	0	0	0
Total	0	0	Theft - Purse Snatching	0	0	0
			Theft - Shoplifting	0	0	0
Group B Arrests			Theft From Building	0	0	0
Offense	Adult	Juvenile	Theft From Coin Machine	0	0	0
Bad Checks	0	0	Theft From Motor Vehicle	0	0	0
Curfew/Vagrancy	0	0	Theft of Motor Vehicle Parts	0	0	0
Disorderly Conduct	0	0	Theft - All Other Larceny	0	0	0
DUI	0	0	Motor Vehicle Theft	0	0	0
Drunkenness	0	0	Stolen Property Offenses	0	0	0
Family-Non Violent	0	0	Crimes Against Society			
Liquor Law Violations	0	0	Animal Cruelty	0	0	0
Peeping Tom	0	0	Drug/Narcotic Violations	0	0	0
Trespass	0	0	Drug/Narcotic Equipment Violations	0	0	0
All Other Offenses	0	0	Gambling - Betting/Wagering	0	0	0
Total Group B	0	0	Gambling - Operating/Promoting	0	0	0
			Gambling - Equipment Violations	0	0	0
			Gambling - Sports Tampering	0	0	0
			Pornography/Obscene Material	0	0	0
			Prostitution	0	0	0
			Prostitution Assisting/Promoting	0	0	0
			Purchasing Prostitution	0	0	0
			Weapon Law Violations	0	0	0
			Total Group A Offenses	0	0	0

Crime in Tennessee 2017

(*) Offenses are counted using the FBI Units of Count for Crime

(**) The 'Arrests' column shows arrests made for incidents during the selected period, regardless of arrest date. Arrest counts for the same period may change over time.

Long Hunter State Park - NIBRS Agency Crime Overview - 2017

2016 Population Estimate	N/A	Offenses (*)		Arrests (**)		
		Reported	Cleared	Adult	Juvenile	
Offense Overview		Group A Offenses				
		Crimes Against Persons				
Offense Total	14	Murder	0	0	0	0
Number Cleared	0	Negligent Manslaughter	0	0	0	0
Percent Cleared	0.00 %	Negligent Vehicular Manslaughter	0	0	0	0
Group A Crimes per 100,000 population	N/A	Kidnapping/Abduction	0	0	0	0
		Forcible Rape	0	0	0	0
		Forcible Sodomy	0	0	0	0
		Sexual Assault W/Object	0	0	0	0
		Forcible Fondling	0	0	0	0
Arrest Overview		Incest	0	0	0	0
Total Arrests	2	Statutory Rape	0	0	0	0
Adult Arrests	2	Aggravated Assault	1	0	0	0
Juvenile Arrests	0	Simple Assault	4	0	0	0
Unknown Age	0	Intimidation	3	0	0	0
Arrests per 100,000 population	N/A	Stalking	0	0	0	0
		Commercial Sex Acts	0	0	0	0
Average number offenses/incident	1.56	Involuntary Servitude	0	0	0	0
		Crimes Against Property				
Domestic Violence Victims		Arson	0	0	0	0
Offense	Reported	Cleared	Bribery	0	0	0
Murder	0	0	Burglary	0	0	0
Aggravated Assault	0	0	Counterfeiting/Forgery	0	0	0
Simple Assault	0	0	Destruction/Damage/Vandalism	2	0	0
Intimidation	0	0	Embezzlement	0	0	0
Stalking	0	0	Extortion/Blackmail	0	0	0
Forcible Rape	0	0	Fraud - False Pretenses	0	0	0
Forcible Sodomy	0	0	Fraud - Credit Card/ATM	0	0	0
Sexual Assault W/Object	0	0	Fraud - Impersonation	0	0	0
Forcible Fondling	0	0	Fraud - Welfare	0	0	0
Incest	0	0	Fraud - Wire	0	0	0
Statutory Rape	0	0	Fraud - Identity Theft	0	0	0
Kidnapping/Abduction	0	0	Fraud - Computer Hacking/Invasion	0	0	0
Commercial Sex Acts	0	0	Robbery	0	0	0
Involuntary Servitude	0	0	Theft - Pocket-picking	0	0	0
Total	0	0	Theft - Purse Snatching	0	0	0
			Theft - Shoplifting	0	0	0
Group B Arrests			Theft From Building	0	0	0
Offense	Adult	Juvenile	Theft From Coin Machine	0	0	0
Bad Checks	0	0	Theft From Motor Vehicle	4	0	0
Curfew/Vagrancy	0	0	Theft of Motor Vehicle Parts	0	0	0
Disorderly Conduct	0	0	Theft - All Other Larceny	0	0	0
DUI	0	0	Motor Vehicle Theft	0	0	0
Drunkenness	0	0	Stolen Property Offenses	0	0	0
Family-Non Violent	0	0	Crimes Against Society			
Liquor Law Violations	0	0	Animal Cruelty	0	0	0
Peeping Tom	0	0	Drug/Narcotic Violations	0	0	0
Trespass	2	0	Drug/Narcotic Equipment Violations	0	0	0
All Other Offenses	0	0	Gambling - Betting/Wagering	0	0	0
Total Group B	2	0	Gambling - Operating/Promoting	0	0	0
			Gambling - Equipment Violations	0	0	0
			Gambling - Sports Tampering	0	0	0
			Pornography/Obscene Material	0	0	0
			Prostitution	0	0	0
			Prostitution Assisting/Promoting	0	0	0
			Purchasing Prostitution	0	0	0
			Weapon Law Violations	0	0	0
			Total Group A Offenses	14	0	0

Crime in Tennessee 2017

(*) Offenses are counted using the FBI Units of Count for Crime

(**) The 'Arrests' column shows arrests made for incidents during the selected period, regardless of arrest date. Arrest counts for the same period may change over time.

Meeman-Shelby Forest State Park - NIBRS Agency Crime Overview - 2017

2016 Population Estimate		N/A	Offenses (*)		Arrests (**)	
Offense Overview			Reported	Cleared	Adult	Juvenile
Group A Offenses						
Crimes Against Persons						
Offense Total	2	Murder	0	0	0	0
Number Cleared	0	Negligent Manslaughter	0	0	0	0
Percent Cleared	0.00 %	Negligent Vehicular Manslaughter	0	0	0	0
Group A Crimes per 100,000 population	N/A	Kidnapping/Abduction	0	0	0	0
		Forcible Rape	0	0	0	0
		Forcible Sodomy	0	0	0	0
		Sexual Assault W/Object	0	0	0	0
Arrest Overview		Forcible Fondling	0	0	0	0
Total Arrests	0	Incest	0	0	0	0
Adult Arrests	0	Statutory Rape	0	0	0	0
Juvenile Arrests	0	Aggravated Assault	0	0	0	0
Unknown Age	0	Simple Assault	0	0	0	0
Arrests per 100,000 population	N/A	Intimidation	0	0	0	0
		Stalking	0	0	0	0
		Commercial Sex Acts	0	0	0	0
Average number offenses/incident	2.00	Involuntary Servitude	0	0	0	0
Domestic Violence Victims						
Offense	Reported	Cleared	Crimes Against Property			
Murder	0	0	Arson	0	0	0
Aggravated Assault	0	0	Bribery	0	0	0
Simple Assault	0	0	Burglary	0	0	0
Intimidation	0	0	Counterfeiting/Forgery	0	0	0
Stalking	0	0	Destruction/Damage/Vandalism	0	0	0
Forcible Rape	0	0	Embezzlement	0	0	0
Forcible Sodomy	0	0	Extortion/Blackmail	0	0	0
Sexual Assault W/Object	0	0	Fraud - False Pretenses	0	0	0
Forcible Fondling	0	0	Fraud - Credit Card/ATM	0	0	0
Incest	0	0	Fraud - Impersonation	0	0	0
Statutory Rape	0	0	Fraud - Welfare	0	0	0
Kidnapping/Abduction	0	0	Fraud - Wire	0	0	0
Commercial Sex Acts	0	0	Fraud - Identity Theft	0	0	0
Involuntary Servitude	0	0	Fraud - Computer Hacking/Invasion	0	0	0
Total	0	0	Robbery	0	0	0
			Theft - Pocket-picking	0	0	0
			Theft - Purse Snatching	0	0	0
			Theft - Shoplifting	0	0	0
			Theft From Building	0	0	0
			Theft From Coin Machine	0	0	0
			Theft From Motor Vehicle	0	0	0
			Theft of Motor Vehicle Parts	0	0	0
			Theft - All Other Larceny	0	0	0
			Motor Vehicle Theft	0	0	0
			Stolen Property Offenses	0	0	0
			Crimes Against Society			
			Animal Cruelty	0	0	0
			Drug/Narcotic Violations	1	0	0
			Drug/Narcotic Equipment Violations	1	0	0
			Gambling - Betting/Wagering	0	0	0
			Gambling - Operating/Promoting	0	0	0
			Gambling - Equipment Violations	0	0	0
			Gambling - Sports Tampering	0	0	0
			Pornography/Obscene Material	0	0	0
			Prostitution	0	0	0
			Prostitution Assisting/Promoting	0	0	0
			Purchasing Prostitution	0	0	0
			Weapon Law Violations	0	0	0
			Total Group A Offenses	2	0	0
Group B Arrests						
Offense	Adult	Juvenile				
Bad Checks	0	0				
Curfew/Vagrancy	0	0				
Disorderly Conduct	0	0				
DUI	0	0				
Drunkenness	0	0				
Family-Non Violent	0	0				
Liquor Law Violations	0	0				
Peeping Tom	0	0				
Trespass	0	0				
All Other Offenses	0	0				
Total Group B	0	0				

Crime in Tennessee 2017

(*) Offenses are counted using the FBI Units of Count for Crime

(**) The 'Arrests' column shows arrests made for incidents during the selected period, regardless of arrest date. Arrest counts for the same period may change over time.

Montgomery Bell State Park - NIBRS Agency Crime Overview - 2017

2016 Population Estimate		N/A	Offenses (*)		Arrests (**)	
Offense Overview			Reported	Cleared	Adult	Juvenile
Group A Offenses						
Crimes Against Persons						
Offense Total	8	Murder	0	0	0	0
Number Cleared	2	Negligent Manslaughter	0	0	0	0
Percent Cleared	25.00 %	Negligent Vehicular Manslaughter	0	0	0	0
Group A Crimes per 100,000 population	N/A	Kidnapping/Abduction	0	0	0	0
		Forcible Rape	0	0	0	0
		Forcible Sodomy	0	0	0	0
		Sexual Assault W/Object	0	0	0	0
Arrest Overview		Forcible Fondling	0	0	0	0
Total Arrests	3	Incest	0	0	0	0
Adult Arrests	3	Statutory Rape	0	0	0	0
Juvenile Arrests	0	Aggravated Assault	2	2	2	0
Unknown Age	0	Simple Assault	0	0	0	0
Arrests per 100,000 population	N/A	Intimidation	0	0	0	0
		Stalking	0	0	0	0
		Commercial Sex Acts	0	0	0	0
Average number offenses/incident	1.14	Involuntary Servitude	0	0	0	0
Domestic Violence Victims		Crimes Against Property				
Offense	Reported	Cleared	Arson	0	0	0
Murder	0	0	Bribery	0	0	0
Aggravated Assault	0	0	Burglary	0	0	0
Simple Assault	0	0	Counterfeiting/Forgery	0	0	0
Intimidation	0	0	Destruction/Damage/Vandalism	0	0	0
Stalking	0	0	Embezzlement	0	0	0
Forcible Rape	0	0	Extortion/Blackmail	0	0	0
Forcible Sodomy	0	0	Fraud - False Pretenses	0	0	0
Sexual Assault W/Object	0	0	Fraud - Credit Card/ATM	0	0	0
Forcible Fondling	0	0	Fraud - Impersonation	0	0	0
Incest	0	0	Fraud - Welfare	0	0	0
Statutory Rape	0	0	Fraud - Wire	0	0	0
Kidnapping/Abduction	0	0	Fraud - Identity Theft	0	0	0
Commercial Sex Acts	0	0	Fraud - Computer Hacking/Invasion	0	0	0
Involuntary Servitude	0	0	Robbery	0	0	0
Total	0	0	Theft - Pocket-picking	0	0	0
			Theft - Purse Snatching	0	0	0
			Theft - Shoplifting	0	0	0
Group B Arrests			Theft From Building	2	0	0
Offense	Adult	Juvenile	Theft From Coin Machine	0	0	0
Bad Checks	0	0	Theft From Motor Vehicle	2	0	0
Curfew/Vagrancy	0	0	Theft of Motor Vehicle Parts	0	0	0
Disorderly Conduct	0	0	Theft - All Other Larceny	1	0	0
DUI	0	0	Motor Vehicle Theft	0	0	0
Drunkenness	1	0	Stolen Property Offenses	0	0	0
Family-Non Violent	0	0	Crimes Against Society			
Liquor Law Violations	0	0	Animal Cruelty	0	0	0
Peeping Tom	0	0	Drug/Narcotic Violations	0	0	0
Trespass	0	0	Drug/Narcotic Equipment Violations	1	0	0
All Other Offenses	0	0	Gambling - Betting/Wagering	0	0	0
Total Group B	1	0	Gambling - Operating/Promoting	0	0	0
			Gambling - Equipment Violations	0	0	0
			Gambling - Sports Tampering	0	0	0
			Pornography/Obscene Material	0	0	0
			Prostitution	0	0	0
			Prostitution Assisting/Promoting	0	0	0
			Purchasing Prostitution	0	0	0
			Weapon Law Violations	0	0	0
			Total Group A Offenses	8	2	2

Crime in Tennessee 2017

(*) Offenses are counted using the FBI Units of Count for Crime

(**) The 'Arrests' column shows arrests made for incidents during the selected period, regardless of arrest date. Arrest counts for the same period may change over time.

Mousetail Landing State Park - NIBRS Agency Crime Overview - 2017

2016 Population Estimate		N/A	Offenses (*)		Arrests (**)	
Offense Overview			Reported	Cleared	Adult	Juvenile
Offense Total		2	0	0	0	0
Number Cleared		1	0	0	0	0
Percent Cleared		50.00 %	0	0	0	0
Group A Crimes per 100,000 population		N/A	0	0	0	0
Arrest Overview			0	0	0	0
Total Arrests		1	0	0	0	0
Adult Arrests		1	0	0	0	0
Juvenile Arrests		0	0	0	0	0
Unknown Age		0	0	0	0	0
Arrests per 100,000 population		N/A	0	0	0	0
Average number offenses/incident		1.00	0	0	0	0
Domestic Violence Victims			Crimes Against Persons			
Offense	Reported	Cleared	Arson	0	0	0
Murder	0	0	Bribery	0	0	0
Aggravated Assault	0	0	Burglary	1	1	1
Simple Assault	0	0	Counterfeiting/Forgery	0	0	0
Intimidation	0	0	Destruction/Damage/Vandalism	1	0	0
Stalking	0	0	Embezzlement	0	0	0
Forcible Rape	0	0	Extortion/Blackmail	0	0	0
Forcible Sodomy	0	0	Fraud - False Pretenses	0	0	0
Sexual Assault W/Object	0	0	Fraud - Credit Card/ATM	0	0	0
Forcible Fondling	0	0	Fraud - Impersonation	0	0	0
Incest	0	0	Fraud - Welfare	0	0	0
Statutory Rape	0	0	Fraud - Wire	0	0	0
Kidnapping/Abduction	0	0	Fraud - Identity Theft	0	0	0
Commercial Sex Acts	0	0	Fraud - Computer Hacking/Invasion	0	0	0
Involuntary Servitude	0	0	Robbery	0	0	0
Total	0	0	Theft - Pocket-picking	0	0	0
Group B Arrests			Theft - Purse Snatching	0	0	0
Offense	Adult	Juvenile	Theft - Shoplifting	0	0	0
Bad Checks	0	0	Theft From Building	0	0	0
Curfew/Vagrancy	0	0	Theft From Coin Machine	0	0	0
Disorderly Conduct	0	0	Theft From Motor Vehicle	0	0	0
DUI	0	0	Theft of Motor Vehicle Parts	0	0	0
Drunkenness	0	0	Theft - All Other Larceny	0	0	0
Family-Non Violent	0	0	Motor Vehicle Theft	0	0	0
Liquor Law Violations	0	0	Stolen Property Offenses	0	0	0
Peeping Tom	0	0	Crimes Against Society			
Trespass	0	0	Animal Cruelty	0	0	0
All Other Offenses	0	0	Drug/Narcotic Violations	0	0	0
Total Group B	0	0	Drug/Narcotic Equipment Violations	0	0	0
			Gambling - Betting/Wagering	0	0	0
			Gambling - Operating/Promoting	0	0	0
			Gambling - Equipment Violations	0	0	0
			Gambling - Sports Tampering	0	0	0
			Pornography/Obscene Material	0	0	0
			Prostitution	0	0	0
			Prostitution Assisting/Promoting	0	0	0
			Purchasing Prostitution	0	0	0
			Weapon Law Violations	0	0	0
			Total Group A Offenses	2	1	1

Crime in Tennessee 2017

(*) Offenses are counted using the FBI Units of Count for Crime

(**) The 'Arrests' column shows arrests made for incidents during the selected period, regardless of arrest date. Arrest counts for the same period may change over time.

Natchez Trace State Park - NIBRS Agency Crime Overview - 2017

2016 Population Estimate	N/A	Offenses (*)		Arrests (**)		
		Reported	Cleared	Adult	Juvenile	
Offense Overview		Group A Offenses				
		Crimes Against Persons				
Offense Total	2	Murder	0	0	0	0
Number Cleared	0	Negligent Manslaughter	0	0	0	0
Percent Cleared	0.00 %	Negligent Vehicular Manslaughter	0	0	0	0
Group A Crimes per 100,000 population	N/A	Kidnapping/Abduction	0	0	0	0
		Forcible Rape	0	0	0	0
		Forcible Sodomy	0	0	0	0
		Sexual Assault W/Object	0	0	0	0
Arrest Overview		Forcible Fondling	0	0	0	0
Total Arrests	3	Incest	0	0	0	0
Adult Arrests	1	Statutory Rape	0	0	0	0
Juvenile Arrests	2	Aggravated Assault	0	0	0	0
Unknown Age	0	Simple Assault	0	0	0	0
Arrests per 100,000 population	N/A	Intimidation	0	0	0	0
		Stalking	0	0	0	0
		Commercial Sex Acts	0	0	0	0
Average number offenses/incident	1.00	Involuntary Servitude	0	0	0	0
		Crimes Against Property				
Domestic Violence Victims		Arson	0	0	0	0
Offense	Reported	Cleared	Bribery	0	0	0
Murder	0	0	Burglary	1	0	0
Aggravated Assault	0	0	Counterfeiting/Forgery	0	0	0
Simple Assault	0	0	Destruction/Damage/Vandalism	0	0	0
Intimidation	0	0	Embezzlement	0	0	0
Stalking	0	0	Extortion/Blackmail	0	0	0
Forcible Rape	0	0	Fraud - False Pretenses	0	0	0
Forcible Sodomy	0	0	Fraud - Credit Card/ATM	0	0	0
Sexual Assault W/Object	0	0	Fraud - Impersonation	0	0	0
Forcible Fondling	0	0	Fraud - Welfare	0	0	0
Incest	0	0	Fraud - Wire	0	0	0
Statutory Rape	0	0	Fraud - Identity Theft	0	0	0
Kidnapping/Abduction	0	0	Fraud - Computer Hacking/Invasion	0	0	0
Commercial Sex Acts	0	0	Robbery	0	0	0
Involuntary Servitude	0	0	Theft - Pocket-picking	0	0	0
Total	0	0	Theft - Purse Snatching	0	0	0
			Theft - Shoplifting	0	0	0
Group B Arrests			Theft From Building	1	0	0
Offense	Adult	Juvenile	Theft From Coin Machine	0	0	0
Bad Checks	0	0	Theft From Motor Vehicle	0	0	0
Curfew/Vagrancy	0	0	Theft of Motor Vehicle Parts	0	0	0
Disorderly Conduct	0	0	Theft - All Other Larceny	0	0	0
DUI	1	0	Motor Vehicle Theft	0	0	0
Drunkenness	0	0	Stolen Property Offenses	0	0	0
Family-Non Violent	0	0	Crimes Against Society			
Liquor Law Violations	0	2	Animal Cruelty	0	0	0
Peeping Tom	0	0	Drug/Narcotic Violations	0	0	0
Trespass	0	0	Drug/Narcotic Equipment Violations	0	0	0
All Other Offenses	0	0	Gambling - Betting/Wagering	0	0	0
Total Group B	1	2	Gambling - Operating/Promoting	0	0	0
			Gambling - Equipment Violations	0	0	0
			Gambling - Sports Tampering	0	0	0
			Pornography/Obscene Material	0	0	0
			Prostitution	0	0	0
			Prostitution Assisting/Promoting	0	0	0
			Purchasing Prostitution	0	0	0
			Weapon Law Violations	0	0	0
			Total Group A Offenses	2	0	0

Crime in Tennessee 2017

(*) Offenses are counted using the FBI Units of Count for Crime

(**) The 'Arrests' column shows arrests made for incidents during the selected period, regardless of arrest date. Arrest counts for the same period may change over time.

Nathan Bedford Forrest State Park - NIBRS Agency Crime Overview - 2017

2016 Population Estimate		N/A	Offenses (*)		Arrests (**)	
Offense Overview			Reported	Cleared	Adult	Juvenile
Group A Offenses						
Crimes Against Persons						
Offense Total	6	Murder	0	0	0	0
Number Cleared	4	Negligent Manslaughter	0	0	0	0
Percent Cleared	66.67 %	Negligent Vehicular Manslaughter	0	0	0	0
Group A Crimes per 100,000 population	N/A	Kidnapping/Abduction	0	0	0	0
		Forcible Rape	0	0	0	0
		Forcible Sodomy	0	0	0	0
		Sexual Assault W/Object	0	0	0	0
		Forcible Fondling	0	0	0	0
Arrest Overview		Incest	0	0	0	0
Total Arrests	2	Statutory Rape	0	0	0	0
Adult Arrests	2	Aggravated Assault	0	0	0	0
Juvenile Arrests	0	Simple Assault	2	2	0	0
Unknown Age	0	Intimidation	0	0	0	0
Arrests per 100,000 population	N/A	Stalking	0	0	0	0
		Commercial Sex Acts	0	0	0	0
Average number offenses/incident	2.00	Involuntary Servitude	0	0	0	0
		Crimes Against Property				
Domestic Violence Victims		Arson	0	0	0	0
Offense	Reported	Cleared	Bribery	0	0	0
Murder	0	0	Burglary	0	0	0
Aggravated Assault	0	0	Counterfeiting/Forgery	0	0	0
Simple Assault	0	0	Destruction/Damage/Vandalism	1	0	0
Intimidation	0	0	Embezzlement	0	0	0
Stalking	0	0	Extortion/Blackmail	0	0	0
Forcible Rape	0	0	Fraud - False Pretenses	0	0	0
Forcible Sodomy	0	0	Fraud - Credit Card/ATM	0	0	0
Sexual Assault W/Object	0	0	Fraud - Impersonation	0	0	0
Forcible Fondling	0	0	Fraud - Welfare	0	0	0
Incest	0	0	Fraud - Wire	0	0	0
Statutory Rape	0	0	Fraud - Identity Theft	0	0	0
Kidnapping/Abduction	0	0	Fraud - Computer Hacking/Invasion	0	0	0
Commercial Sex Acts	0	0	Robbery	0	0	0
Involuntary Servitude	0	0	Theft - Pocket-picking	0	0	0
Total	0	0	Theft - Purse Snatching	0	0	0
			Theft - Shoplifting	0	0	0
Group B Arrests			Theft From Building	0	0	0
Offense	Adult	Juvenile	Theft From Coin Machine	0	0	0
Bad Checks	0	0	Theft From Motor Vehicle	0	0	0
Curfew/Vagrancy	0	0	Theft of Motor Vehicle Parts	0	0	0
Disorderly Conduct	0	0	Theft - All Other Larceny	1	0	0
DUI	0	0	Motor Vehicle Theft	0	0	0
Drunkenness	1	0	Stolen Property Offenses	0	0	0
Family-Non Violent	0	0	Crimes Against Society			
Liquor Law Violations	0	0	Animal Cruelty	0	0	0
Peeping Tom	0	0	Drug/Narcotic Violations	1	1	0
Trespass	0	0	Drug/Narcotic Equipment Violations	1	1	1
All Other Offenses	0	0	Gambling - Betting/Wagering	0	0	0
Total Group B	1	0	Gambling - Operating/Promoting	0	0	0
			Gambling - Equipment Violations	0	0	0
			Gambling - Sports Tampering	0	0	0
			Pornography/Obscene Material	0	0	0
			Prostitution	0	0	0
			Prostitution Assisting/Promoting	0	0	0
			Purchasing Prostitution	0	0	0
			Weapon Law Violations	0	0	0
			Total Group A Offenses	6	4	1

Crime in Tennessee 2017

(*) Offenses are counted using the FBI Units of Count for Crime

(**) The 'Arrests' column shows arrests made for incidents during the selected period, regardless of arrest date. Arrest counts for the same period may change over time.

Norris Dam State Park - NIBRS Agency Crime Overview - 2017

2016 Population Estimate	N/A	Offenses (*)		Arrests (**)			
		Reported	Cleared	Adult	Juvenile		
Offense Overview		Group A Offenses					
		Crimes Against Persons					
Offense Total	1	Murder	0	0	0	0	
Number Cleared	0	Negligent Manslaughter	0	0	0	0	
Percent Cleared	0.00 %	Negligent Vehicular Manslaughter	0	0	0	0	
Group A Crimes per 100,000 population	N/A	Kidnapping/Abduction	0	0	0	0	
		Forcible Rape	0	0	0	0	
		Forcible Sodomy	0	0	0	0	
		Sexual Assault W/Object	0	0	0	0	
Arrest Overview		Crimes Against Persons					
Total Arrests	3	Forcible Fondling	0	0	0	0	
Adult Arrests	3	Incest	0	0	0	0	
Juvenile Arrests	0	Statutory Rape	0	0	0	0	
Unknown Age	0	Aggravated Assault	0	0	0	0	
Arrests per 100,000 population	N/A	Simple Assault	0	0	0	0	
		Intimidation	0	0	0	0	
		Stalking	0	0	0	0	
		Commercial Sex Acts	0	0	0	0	
Average number offenses/incident	1.00	Involuntary Servitude	0	0	0	0	
		Crimes Against Property					
Domestic Violence Victims		Crimes Against Property					
Offense	Reported	Cleared	Arson	0	0	0	0
Murder	0	0	Bribery	0	0	0	0
Aggravated Assault	0	0	Burglary	0	0	0	0
Simple Assault	0	0	Counterfeiting/Forgery	0	0	0	0
Intimidation	0	0	Destruction/Damage/Vandalism	1	0	0	0
Stalking	0	0	Embezzlement	0	0	0	0
Forcible Rape	0	0	Extortion/Blackmail	0	0	0	0
Forcible Sodomy	0	0	Fraud - False Pretenses	0	0	0	0
Sexual Assault W/Object	0	0	Fraud - Credit Card/ATM	0	0	0	0
Forcible Fondling	0	0	Fraud - Impersonation	0	0	0	0
Incest	0	0	Fraud - Welfare	0	0	0	0
Statutory Rape	0	0	Fraud - Wire	0	0	0	0
Kidnapping/Abduction	0	0	Fraud - Identity Theft	0	0	0	0
Commercial Sex Acts	0	0	Fraud - Computer Hacking/Invasion	0	0	0	0
Involuntary Servitude	0	0	Robbery	0	0	0	0
Total	0	0	Theft - Pocket-picking	0	0	0	0
		Group B Arrests					
Offense	Adult	Juvenile	Theft - Purse Snatching	0	0	0	0
Bad Checks	0	0	Theft - Shoplifting	0	0	0	0
Curfew/Vagrancy	0	0	Theft From Building	0	0	0	0
Disorderly Conduct	0	0	Theft From Coin Machine	0	0	0	0
DUI	0	0	Theft From Motor Vehicle	0	0	0	0
Drunkenness	0	0	Theft of Motor Vehicle Parts	0	0	0	0
Family-Non Violent	0	0	Theft - All Other Larceny	0	0	0	0
Liquor Law Violations	0	0	Motor Vehicle Theft	0	0	0	0
Peeping Tom	0	0	Stolen Property Offenses	0	0	0	0
Trespass	0	0	Crimes Against Society				
All Other Offenses	3	0	Animal Cruelty	0	0	0	0
Total Group B	3	0	Drug/Narcotic Violations	0	0	0	0
		Crimes Against Society					
			Drug/Narcotic Equipment Violations	0	0	0	0
			Gambling - Betting/Wagering	0	0	0	0
			Gambling - Operating/Promoting	0	0	0	0
			Gambling - Equipment Violations	0	0	0	0
			Gambling - Sports Tampering	0	0	0	0
			Pornography/Obscene Material	0	0	0	0
			Prostitution	0	0	0	0
			Prostitution Assisting/Promoting	0	0	0	0
			Purchasing Prostitution	0	0	0	0
			Weapon Law Violations	0	0	0	0
			Total Group A Offenses	1	0	0	0

Crime in Tennessee 2017

(*) Offenses are counted using the FBI Units of Count for Crime

(**) The 'Arrests' column shows arrests made for incidents during the selected period, regardless of arrest date. Arrest counts for the same period may change over time.

Old Stone Fort State Archeological Park - NIBRS Agency Crime Overview - 2017

2016 Population Estimate		N/A	Offenses (*)		Arrests (**)	
Offense Overview			Reported	Cleared	Adult	Juvenile
Group A Offenses						
Crimes Against Persons						
Offense Total	15	Murder	0	0	0	0
Number Cleared	11	Negligent Manslaughter	0	0	0	0
Percent Cleared	73.33 %	Negligent Vehicular Manslaughter	0	0	0	0
Group A Crimes per 100,000 population	N/A	Kidnapping/Abduction	0	0	0	0
		Forcible Rape	0	0	0	0
		Forcible Sodomy	0	0	0	0
		Sexual Assault W/Object	0	0	0	0
		Forcible Fondling	0	0	0	0
Arrest Overview		Incest	0	0	0	0
Total Arrests	14	Statutory Rape	0	0	0	0
Adult Arrests	14	Aggravated Assault	0	0	0	0
Juvenile Arrests	0	Simple Assault	0	0	0	0
Unknown Age	0	Intimidation	0	0	0	0
Arrests per 100,000 population	N/A	Stalking	0	0	0	0
		Commercial Sex Acts	0	0	0	0
Average number offenses/incident	1.36	Involuntary Servitude	0	0	0	0
		Crimes Against Property				
Domestic Violence Victims		Arson	0	0	0	0
Offense	Reported	Cleared	Bribery	0	0	0
Murder	0	0	Burglary	0	0	0
Aggravated Assault	0	0	Counterfeiting/Forgery	0	0	0
Simple Assault	0	0	Destruction/Damage/Vandalism	1	1	1
Intimidation	0	0	Embezzlement	0	0	0
Stalking	0	0	Extortion/Blackmail	0	0	0
Forcible Rape	0	0	Fraud - False Pretenses	0	0	0
Forcible Sodomy	0	0	Fraud - Credit Card/ATM	0	0	0
Sexual Assault W/Object	0	0	Fraud - Impersonation	0	0	0
Forcible Fondling	0	0	Fraud - Welfare	0	0	0
Incest	0	0	Fraud - Wire	0	0	0
Statutory Rape	0	0	Fraud - Identity Theft	0	0	0
Kidnapping/Abduction	0	0	Fraud - Computer Hacking/Invasion	0	0	0
Commercial Sex Acts	0	0	Robbery	0	0	0
Involuntary Servitude	0	0	Theft - Pocket-picking	0	0	0
Total	0	0	Theft - Purse Snatching	0	0	0
			Theft - Shoplifting	0	0	0
			Theft From Building	0	0	0
Group B Arrests			Theft From Coin Machine	0	0	0
Offense	Adult	Juvenile	Theft From Motor Vehicle	4	0	0
Bad Checks	0	0	Theft of Motor Vehicle Parts	0	0	0
Curfew/Vagrancy	0	0	Theft - All Other Larceny	0	0	0
Disorderly Conduct	0	0	Motor Vehicle Theft	0	0	0
DUI	0	0	Stolen Property Offenses	0	0	0
Drunkenness	0	0	Crimes Against Society			
Family-Non Violent	0	0	Animal Cruelty	0	0	0
Liquor Law Violations	1	0	Drug/Narcotic Violations	6	6	10
Peeping Tom	0	0	Drug/Narcotic Equipment Violations	3	3	0
Trespass	0	0	Gambling - Betting/Wagering	0	0	0
All Other Offenses	2	0	Gambling - Operating/Promoting	0	0	0
Total Group B	3	0	Gambling - Equipment Violations	0	0	0
			Gambling - Sports Tampering	0	0	0
			Pornography/Obscene Material	0	0	0
			Prostitution	0	0	0
			Prostitution Assisting/Promoting	0	0	0
			Purchasing Prostitution	0	0	0
			Weapon Law Violations	1	1	0
			Total Group A Offenses	15	11	11
						0

Crime in Tennessee 2017

(*) Offenses are counted using the FBI Units of Count for Crime

(**) The 'Arrests' column shows arrests made for incidents during the selected period, regardless of arrest date. Arrest counts for the same period may change over time.

Panther Creek State Park - NIBRS Agency Crime Overview - 2017

2016 Population Estimate		N/A	Offenses (*)		Arrests (**)	
Offense Overview			Reported	Cleared	Adult	Juvenile
Offense Total		13	0	0	0	0
Number Cleared		3	0	0	0	0
Percent Cleared		23.08 %	0	0	0	0
Group A Crimes per 100,000 population		N/A	0	0	0	0
Arrest Overview			0	0	0	0
Total Arrests		3	0	0	0	0
Adult Arrests		3	0	0	0	0
Juvenile Arrests		0	0	0	0	0
Unknown Age		0	1	0	0	0
Arrests per 100,000 population		N/A	0	0	0	0
Average number offenses/incident		1.08	0	0	0	0
Domestic Violence Victims			Crimes Against Property			
Offense	Reported	Cleared	Arson	1	0	0
Murder	0	0	Bribery	0	0	0
Aggravated Assault	0	0	Burglary	0	0	0
Simple Assault	0	0	Counterfeiting/Forgery	0	0	0
Intimidation	0	0	Destruction/Damage/Vandalism	2	1	1
Stalking	0	0	Embezzlement	0	0	0
Forcible Rape	0	0	Extortion/Blackmail	0	0	0
Forcible Sodomy	0	0	Fraud - False Pretenses	0	0	0
Sexual Assault W/Object	0	0	Fraud - Credit Card/ATM	0	0	0
Forcible Fondling	0	0	Fraud - Impersonation	0	0	0
Incest	0	0	Fraud - Welfare	0	0	0
Statutory Rape	0	0	Fraud - Wire	0	0	0
Kidnapping/Abduction	0	0	Fraud - Identity Theft	0	0	0
Commercial Sex Acts	0	0	Fraud - Computer Hacking/Invasion	0	0	0
Involuntary Servitude	0	0	Robbery	0	0	0
Total	0	0	Theft - Pocket-picking	0	0	0
Group B Arrests			Theft - Purse Snatching	0	0	0
Offense	Adult	Juvenile	Theft - Shoplifting	0	0	0
Bad Checks	0	0	Theft From Building	0	0	0
Curfew/Vagrancy	0	0	Theft From Coin Machine	0	0	0
Disorderly Conduct	0	0	Theft From Motor Vehicle	5	0	0
DUI	1	0	Theft of Motor Vehicle Parts	0	0	0
Drunkenness	0	0	Theft - All Other Larceny	2	0	0
Family-Non Violent	0	0	Motor Vehicle Theft	0	0	0
Liquor Law Violations	0	0	Stolen Property Offenses	0	0	0
Peeping Tom	0	0	Crimes Against Society			
Trespass	0	0	Animal Cruelty	0	0	0
All Other Offenses	0	0	Drug/Narcotic Violations	1	1	1
Total Group B	1	0	Drug/Narcotic Equipment Violations	1	1	0
			Gambling - Betting/Wagering	0	0	0
			Gambling - Operating/Promoting	0	0	0
			Gambling - Equipment Violations	0	0	0
			Gambling - Sports Tampering	0	0	0
			Pornography/Obscene Material	0	0	0
			Prostitution	0	0	0
			Prostitution Assisting/Promoting	0	0	0
			Purchasing Prostitution	0	0	0
			Weapon Law Violations	0	0	0
			Total Group A Offenses	13	3	2

Crime in Tennessee 2017

(*) Offenses are counted using the FBI Units of Count for Crime

(**) The 'Arrests' column shows arrests made for incidents during the selected period, regardless of arrest date. Arrest counts for the same period may change over time.

Paris Landing State Park - NIBRS Agency Crime Overview - 2017

2016 Population Estimate	N/A	Offenses (*)		Arrests (**)	
		Reported	Cleared	Adult	Juvenile
Offense Overview		Group A Offenses			
		Crimes Against Persons			
Offense Total	0	Murder	0	0	0
Number Cleared	0	Negligent Manslaughter	0	0	0
Percent Cleared	0.00 %	Negligent Vehicular Manslaughter	0	0	0
Group A Crimes per 100,000 population	N/A	Kidnapping/Abduction	0	0	0
		Forcible Rape	0	0	0
		Forcible Sodomy	0	0	0
		Sexual Assault W/Object	0	0	0
Arrest Overview		Forcible Fondling	0	0	0
Total Arrests	2	Incest	0	0	0
Adult Arrests	2	Statutory Rape	0	0	0
Juvenile Arrests	0	Aggravated Assault	0	0	0
Unknown Age	0	Simple Assault	0	0	0
Arrests per 100,000 population	N/A	Intimidation	0	0	0
		Stalking	0	0	0
		Commercial Sex Acts	0	0	0
Average number offenses/incident	0.00	Involuntary Servitude	0	0	0
		Crimes Against Property			
Domestic Violence Victims		Arson	0	0	0
Offense	Reported	Cleared	Bribery	0	0
Murder	0	0	Burglary	0	0
Aggravated Assault	0	0	Counterfeiting/Forgery	0	0
Simple Assault	0	0	Destruction/Damage/Vandalism	0	0
Intimidation	0	0	Embezzlement	0	0
Stalking	0	0	Extortion/Blackmail	0	0
Forcible Rape	0	0	Fraud - False Pretenses	0	0
Forcible Sodomy	0	0	Fraud - Credit Card/ATM	0	0
Sexual Assault W/Object	0	0	Fraud - Impersonation	0	0
Forcible Fondling	0	0	Fraud - Welfare	0	0
Incest	0	0	Fraud - Wire	0	0
Statutory Rape	0	0	Fraud - Identity Theft	0	0
Kidnapping/Abduction	0	0	Fraud - Computer Hacking/Invasion	0	0
Commercial Sex Acts	0	0	Robbery	0	0
Involuntary Servitude	0	0	Theft - Pocket-picking	0	0
Total	0	0	Theft - Purse Snatching	0	0
			Theft - Shoplifting	0	0
			Theft From Building	0	0
Group B Arrests			Theft From Coin Machine	0	0
Offense	Adult	Juvenile	Theft From Motor Vehicle	0	0
Bad Checks	0	0	Theft of Motor Vehicle Parts	0	0
Curfew/Vagrancy	0	0	Theft - All Other Larceny	0	0
Disorderly Conduct	0	0	Motor Vehicle Theft	0	0
DUI	2	0	Stolen Property Offenses	0	0
Drunkenness	0	0	Crimes Against Society		
Family-Non Violent	0	0	Animal Cruelty	0	0
Liquor Law Violations	0	0	Drug/Narcotic Violations	0	0
Peeping Tom	0	0	Drug/Narcotic Equipment Violations	0	0
Trespass	0	0	Gambling - Betting/Wagering	0	0
All Other Offenses	0	0	Gambling - Operating/Promoting	0	0
Total Group B	2	0	Gambling - Equipment Violations	0	0
			Gambling - Sports Tampering	0	0
			Pornography/Obscene Material	0	0
			Prostitution	0	0
			Prostitution Assisting/Promoting	0	0
			Purchasing Prostitution	0	0
			Weapon Law Violations	0	0
			Total Group A Offenses	0	0

Crime in Tennessee 2017

(*) Offenses are counted using the FBI Units of Count for Crime

(**) The 'Arrests' column shows arrests made for incidents during the selected period, regardless of arrest date. Arrest counts for the same period may change over time.

Pickwick Landing State Park - NIBRS Agency Crime Overview - 2017

2016 Population Estimate		N/A	Offenses (*)		Arrests (**)	
Offense Overview			Reported	Cleared	Adult	Juvenile
Offense Total		9	0	0	0	0
Number Cleared		0	0	0	0	0
Percent Cleared		0.00 %	0	0	0	0
Group A Crimes per 100,000 population		N/A	0	0	0	0
Arrest Overview			0	0	0	0
Total Arrests		1	0	0	0	0
Adult Arrests		1	0	0	0	0
Juvenile Arrests		0	0	0	0	0
Unknown Age		0	0	0	0	0
Arrests per 100,000 population		N/A	0	0	0	0
Average number offenses/incident		1.00	0	0	0	0
Domestic Violence Victims			Crimes Against Property			
Offense	Reported	Cleared	Arson	0	0	0
Murder	0	0	Bribery	0	0	0
Aggravated Assault	0	0	Burglary	0	0	0
Simple Assault	0	0	Counterfeiting/Forgery	1	0	0
Intimidation	0	0	Destruction/Damage/Vandalism	1	0	0
Stalking	0	0	Embezzlement	0	0	0
Forcible Rape	0	0	Extortion/Blackmail	0	0	0
Forcible Sodomy	0	0	Fraud - False Pretenses	0	0	0
Sexual Assault W/Object	0	0	Fraud - Credit Card/ATM	0	0	0
Forcible Fondling	0	0	Fraud - Impersonation	0	0	0
Incest	0	0	Fraud - Welfare	0	0	0
Statutory Rape	0	0	Fraud - Wire	0	0	0
Kidnapping/Abduction	0	0	Fraud - Identity Theft	0	0	0
Commercial Sex Acts	0	0	Fraud - Computer Hacking/Invasion	0	0	0
Involuntary Servitude	0	0	Robbery	0	0	0
Total	0	0	Theft - Pocket-picking	0	0	0
Group B Arrests			Theft - Purse Snatching	0	0	0
Offense	Adult	Juvenile	Theft - Shoplifting	0	0	0
Bad Checks	0	0	Theft From Building	1	0	0
Curfew/Vagrancy	0	0	Theft From Coin Machine	0	0	0
Disorderly Conduct	0	0	Theft From Motor Vehicle	2	0	0
DUI	0	0	Theft of Motor Vehicle Parts	0	0	0
Drunkenness	1	0	Theft - All Other Larceny	4	0	0
Family-Non Violent	0	0	Motor Vehicle Theft	0	0	0
Liquor Law Violations	0	0	Stolen Property Offenses	0	0	0
Peeping Tom	0	0	Crimes Against Society			
Trespass	0	0	Animal Cruelty	0	0	0
All Other Offenses	0	0	Drug/Narcotic Violations	0	0	0
Total Group B	1	0	Drug/Narcotic Equipment Violations	0	0	0
			Gambling - Betting/Wagering	0	0	0
			Gambling - Operating/Promoting	0	0	0
			Gambling - Equipment Violations	0	0	0
			Gambling - Sports Tampering	0	0	0
			Pornography/Obscene Material	0	0	0
			Prostitution	0	0	0
			Prostitution Assisting/Promoting	0	0	0
			Purchasing Prostitution	0	0	0
			Weapon Law Violations	0	0	0
			Total Group A Offenses	9	0	0

Crime in Tennessee 2017

(*) Offenses are counted using the FBI Units of Count for Crime

(**) The 'Arrests' column shows arrests made for incidents during the selected period, regardless of arrest date. Arrest counts for the same period may change over time.

Pinson Mounds State Archeological Park - NIBRS Agency Crime Overview - 2017

2016 Population Estimate	N/A	Offenses (*)		Arrests (**)		
		Reported	Cleared	Adult	Juvenile	
Offense Overview		Group A Offenses				
		Crimes Against Persons				
Offense Total	0	Murder	0	0	0	0
Number Cleared	0	Negligent Manslaughter	0	0	0	0
Percent Cleared	0.00 %	Negligent Vehicular Manslaughter	0	0	0	0
Group A Crimes per 100,000 population	N/A	Kidnapping/Abduction	0	0	0	0
		Forcible Rape	0	0	0	0
		Forcible Sodomy	0	0	0	0
		Sexual Assault W/Object	0	0	0	0
		Forcible Fondling	0	0	0	0
Arrest Overview		Incest	0	0	0	0
Total Arrests	0	Statutory Rape	0	0	0	0
Adult Arrests	0	Aggravated Assault	0	0	0	0
Juvenile Arrests	0	Simple Assault	0	0	0	0
Unknown Age	0	Intimidation	0	0	0	0
Arrests per 100,000 population	N/A	Stalking	0	0	0	0
		Commercial Sex Acts	0	0	0	0
Average number offenses/incident	0.00	Involuntary Servitude	0	0	0	0
		Crimes Against Property				
Domestic Violence Victims		Arson	0	0	0	0
Offense	Reported	Cleared	Bribery	0	0	0
Murder	0	0	Burglary	0	0	0
Aggravated Assault	0	0	Counterfeiting/Forgery	0	0	0
Simple Assault	0	0	Destruction/Damage/Vandalism	0	0	0
Intimidation	0	0	Embezzlement	0	0	0
Stalking	0	0	Extortion/Blackmail	0	0	0
Forcible Rape	0	0	Fraud - False Pretenses	0	0	0
Forcible Sodomy	0	0	Fraud - Credit Card/ATM	0	0	0
Sexual Assault W/Object	0	0	Fraud - Impersonation	0	0	0
Forcible Fondling	0	0	Fraud - Welfare	0	0	0
Incest	0	0	Fraud - Wire	0	0	0
Statutory Rape	0	0	Fraud - Identity Theft	0	0	0
Kidnapping/Abduction	0	0	Fraud - Computer Hacking/Invasion	0	0	0
Commercial Sex Acts	0	0	Robbery	0	0	0
Involuntary Servitude	0	0	Theft - Pocket-picking	0	0	0
Total	0	0	Theft - Purse Snatching	0	0	0
			Theft - Shoplifting	0	0	0
Group B Arrests			Theft From Building	0	0	0
Offense	Adult	Juvenile	Theft From Coin Machine	0	0	0
Bad Checks	0	0	Theft From Motor Vehicle	0	0	0
Curfew/Vagrancy	0	0	Theft of Motor Vehicle Parts	0	0	0
Disorderly Conduct	0	0	Theft - All Other Larceny	0	0	0
DUI	0	0	Motor Vehicle Theft	0	0	0
Drunkenness	0	0	Stolen Property Offenses	0	0	0
Family-Non Violent	0	0	Crimes Against Society			
Liquor Law Violations	0	0	Animal Cruelty	0	0	0
Peeping Tom	0	0	Drug/Narcotic Violations	0	0	0
Trespass	0	0	Drug/Narcotic Equipment Violations	0	0	0
All Other Offenses	0	0	Gambling - Betting/Wagering	0	0	0
Total Group B	0	0	Gambling - Operating/Promoting	0	0	0
			Gambling - Equipment Violations	0	0	0
			Gambling - Sports Tampering	0	0	0
			Pornography/Obscene Material	0	0	0
			Prostitution	0	0	0
			Prostitution Assisting/Promoting	0	0	0
			Purchasing Prostitution	0	0	0
			Weapon Law Violations	0	0	0
			Total Group A Offenses	0	0	0

Crime in Tennessee 2017

(*) Offenses are counted using the FBI Units of Count for Crime

(**) The 'Arrests' column shows arrests made for incidents during the selected period, regardless of arrest date. Arrest counts for the same period may change over time.

Radnor Lake Natural Area - NIBRS Agency Crime Overview - 2017

2016 Population Estimate	N/A	Offenses (*)		Arrests (**)		
		Reported	Cleared	Adult	Juvenile	
Offense Overview		Group A Offenses				
		Crimes Against Persons				
Offense Total	8	Murder	0	0	0	0
Number Cleared	0	Negligent Manslaughter	0	0	0	0
Percent Cleared	0.00 %	Negligent Vehicular Manslaughter	0	0	0	0
Group A Crimes per 100,000 population	N/A	Kidnapping/Abduction	0	0	0	0
		Forcible Rape	0	0	0	0
		Forcible Sodomy	0	0	0	0
		Sexual Assault W/Object	0	0	0	0
Arrest Overview		Forcible Fondling	0	0	0	0
Total Arrests	4	Incest	0	0	0	0
Adult Arrests	4	Statutory Rape	0	0	0	0
Juvenile Arrests	0	Aggravated Assault	0	0	0	0
Unknown Age	0	Simple Assault	1	0	0	0
Arrests per 100,000 population	N/A	Intimidation	0	0	0	0
		Stalking	0	0	0	0
		Commercial Sex Acts	0	0	0	0
Average number offenses/incident	1.00	Involuntary Servitude	0	0	0	0
		Crimes Against Property				
Domestic Violence Victims		Arson	0	0	0	0
Offense	Reported	Cleared	Bribery	0	0	0
Murder	0	0	Burglary	0	0	0
Aggravated Assault	0	0	Counterfeiting/Forgery	0	0	0
Simple Assault	0	0	Destruction/Damage/Vandalism	1	0	0
Intimidation	0	0	Embezzlement	0	0	0
Stalking	0	0	Extortion/Blackmail	0	0	0
Forcible Rape	0	0	Fraud - False Pretenses	0	0	0
Forcible Sodomy	0	0	Fraud - Credit Card/ATM	0	0	0
Sexual Assault W/Object	0	0	Fraud - Impersonation	0	0	0
Forcible Fondling	0	0	Fraud - Welfare	0	0	0
Incest	0	0	Fraud - Wire	0	0	0
Statutory Rape	0	0	Fraud - Identity Theft	0	0	0
Kidnapping/Abduction	0	0	Fraud - Computer Hacking/Invasion	0	0	0
Commercial Sex Acts	0	0	Robbery	0	0	0
Involuntary Servitude	0	0	Theft - Pocket-picking	0	0	0
Total	0	0	Theft - Purse Snatching	0	0	0
			Theft - Shoplifting	0	0	0
Group B Arrests			Theft From Building	0	0	0
Offense	Adult	Juvenile	Theft From Coin Machine	0	0	0
Bad Checks	0	0	Theft From Motor Vehicle	6	0	0
Curfew/Vagrancy	0	0	Theft of Motor Vehicle Parts	0	0	0
Disorderly Conduct	0	0	Theft - All Other Larceny	0	0	0
DUI	0	0	Motor Vehicle Theft	0	0	0
Drunkenness	0	0	Stolen Property Offenses	0	0	0
Family-Non Violent	0	0	Crimes Against Society			
Liquor Law Violations	0	0	Animal Cruelty	0	0	0
Peeping Tom	0	0	Drug/Narcotic Violations	0	0	0
Trespass	0	0	Drug/Narcotic Equipment Violations	0	0	0
All Other Offenses	4	0	Gambling - Betting/Wagering	0	0	0
Total Group B	4	0	Gambling - Operating/Promoting	0	0	0
			Gambling - Equipment Violations	0	0	0
			Gambling - Sports Tampering	0	0	0
			Pornography/Obscene Material	0	0	0
			Prostitution	0	0	0
			Prostitution Assisting/Promoting	0	0	0
			Purchasing Prostitution	0	0	0
			Weapon Law Violations	0	0	0
			Total Group A Offenses	8	0	0

Crime in Tennessee 2017

(*) Offenses are counted using the FBI Units of Count for Crime

(**) The 'Arrests' column shows arrests made for incidents during the selected period, regardless of arrest date. Arrest counts for the same period may change over time.

Red Clay State Historic Park - NIBRS Agency Crime Overview - 2017

2016 Population Estimate		N/A	Offenses (*)		Arrests (**)	
Offense Overview			Reported	Cleared	Adult	Juvenile
Group A Offenses						
Crimes Against Persons						
Offense Total	0	Murder	0	0	0	0
Number Cleared	0	Negligent Manslaughter	0	0	0	0
Percent Cleared	0.00 %	Negligent Vehicular Manslaughter	0	0	0	0
Group A Crimes per 100,000 population	N/A	Kidnapping/Abduction	0	0	0	0
		Forcible Rape	0	0	0	0
		Forcible Sodomy	0	0	0	0
		Sexual Assault W/Object	0	0	0	0
Arrest Overview		Forcible Fondling	0	0	0	0
Total Arrests	0	Incest	0	0	0	0
Adult Arrests	0	Statutory Rape	0	0	0	0
Juvenile Arrests	0	Aggravated Assault	0	0	0	0
Unknown Age	0	Simple Assault	0	0	0	0
Arrests per 100,000 population	N/A	Intimidation	0	0	0	0
		Stalking	0	0	0	0
		Commercial Sex Acts	0	0	0	0
Average number offenses/incident	0.00	Involuntary Servitude	0	0	0	0
Domestic Violence Victims						
Offense	Reported	Cleared	Crimes Against Property			
Murder	0	0	Arson	0	0	0
Aggravated Assault	0	0	Bribery	0	0	0
Simple Assault	0	0	Burglary	0	0	0
Intimidation	0	0	Counterfeiting/Forgery	0	0	0
Stalking	0	0	Destruction/Damage/Vandalism	0	0	0
Forcible Rape	0	0	Embezzlement	0	0	0
Forcible Sodomy	0	0	Extortion/Blackmail	0	0	0
Sexual Assault W/Object	0	0	Fraud - False Pretenses	0	0	0
Forcible Fondling	0	0	Fraud - Credit Card/ATM	0	0	0
Incest	0	0	Fraud - Impersonation	0	0	0
Statutory Rape	0	0	Fraud - Welfare	0	0	0
Kidnapping/Abduction	0	0	Fraud - Wire	0	0	0
Commercial Sex Acts	0	0	Fraud - Identity Theft	0	0	0
Involuntary Servitude	0	0	Fraud - Computer Hacking/Invasion	0	0	0
Total	0	0	Robbery	0	0	0
			Theft - Pocket-picking	0	0	0
			Theft - Purse Snatching	0	0	0
			Theft - Shoplifting	0	0	0
			Theft From Building	0	0	0
			Theft From Coin Machine	0	0	0
			Theft From Motor Vehicle	0	0	0
			Theft of Motor Vehicle Parts	0	0	0
			Theft - All Other Larceny	0	0	0
			Motor Vehicle Theft	0	0	0
			Stolen Property Offenses	0	0	0
			Crimes Against Society			
			Animal Cruelty	0	0	0
			Drug/Narcotic Violations	0	0	0
			Drug/Narcotic Equipment Violations	0	0	0
			Gambling - Betting/Wagering	0	0	0
			Gambling - Operating/Promoting	0	0	0
			Gambling - Equipment Violations	0	0	0
			Gambling - Sports Tampering	0	0	0
			Pornography/Obscene Material	0	0	0
			Prostitution	0	0	0
			Prostitution Assisting/Promoting	0	0	0
			Purchasing Prostitution	0	0	0
			Weapon Law Violations	0	0	0
			Total Group A Offenses	0	0	0
Group B Arrests						
Offense	Adult	Juvenile				
Bad Checks	0	0				
Curfew/Vagrancy	0	0				
Disorderly Conduct	0	0				
DUI	0	0				
Drunkenness	0	0				
Family-Non Violent	0	0				
Liquor Law Violations	0	0				
Peeping Tom	0	0				
Trespass	0	0				
All Other Offenses	0	0				
Total Group B	0	0				

Crime in Tennessee 2017

(*) Offenses are counted using the FBI Units of Count for Crime

(**) The 'Arrests' column shows arrests made for incidents during the selected period, regardless of arrest date. Arrest counts for the same period may change over time.

Reelfoot Lake State Park - NIBRS Agency Crime Overview - 2017

2016 Population Estimate		N/A	Offenses (*)		Arrests (**)	
Offense Overview			Reported	Cleared	Adult	Juvenile
Offense Total		0	0	0	0	0
Number Cleared		0	0	0	0	0
Percent Cleared		0.00 %	0	0	0	0
Group A Crimes per 100,000 population		N/A	0	0	0	0
Arrest Overview			0	0	0	0
Total Arrests		0	0	0	0	0
Adult Arrests		0	0	0	0	0
Juvenile Arrests		0	0	0	0	0
Unknown Age		0	0	0	0	0
Arrests per 100,000 population		N/A	0	0	0	0
Average number offenses/incident		0.00	0	0	0	0
Domestic Violence Victims			Crimes Against Persons			
Offense	Reported	Cleared	Arson	0	0	0
Murder	0	0	Bribery	0	0	0
Aggravated Assault	0	0	Burglary	0	0	0
Simple Assault	0	0	Counterfeiting/Forgery	0	0	0
Intimidation	0	0	Destruction/Damage/Vandalism	0	0	0
Stalking	0	0	Embezzlement	0	0	0
Forcible Rape	0	0	Extortion/Blackmail	0	0	0
Forcible Sodomy	0	0	Fraud - False Pretenses	0	0	0
Sexual Assault W/Object	0	0	Fraud - Credit Card/ATM	0	0	0
Forcible Fondling	0	0	Fraud - Impersonation	0	0	0
Incest	0	0	Fraud - Welfare	0	0	0
Statutory Rape	0	0	Fraud - Wire	0	0	0
Kidnapping/Abduction	0	0	Fraud - Identity Theft	0	0	0
Commercial Sex Acts	0	0	Fraud - Computer Hacking/Invasion	0	0	0
Involuntary Servitude	0	0	Robbery	0	0	0
Total	0	0	Theft - Pocket-picking	0	0	0
Group B Arrests			Theft - Purse Snatching	0	0	0
Offense	Adult	Juvenile	Theft - Shoplifting	0	0	0
Bad Checks	0	0	Theft From Building	0	0	0
Curfew/Vagrancy	0	0	Theft From Coin Machine	0	0	0
Disorderly Conduct	0	0	Theft From Motor Vehicle	0	0	0
DUI	0	0	Theft of Motor Vehicle Parts	0	0	0
Drunkenness	0	0	Theft - All Other Larceny	0	0	0
Family-Non Violent	0	0	Motor Vehicle Theft	0	0	0
Liquor Law Violations	0	0	Stolen Property Offenses	0	0	0
Peeping Tom	0	0	Crimes Against Society			
Trespass	0	0	Animal Cruelty	0	0	0
All Other Offenses	0	0	Drug/Narcotic Violations	0	0	0
Total Group B	0	0	Drug/Narcotic Equipment Violations	0	0	0
			Gambling - Betting/Wagering	0	0	0
			Gambling - Operating/Promoting	0	0	0
			Gambling - Equipment Violations	0	0	0
			Gambling - Sports Tampering	0	0	0
			Pornography/Obscene Material	0	0	0
			Prostitution	0	0	0
			Prostitution Assisting/Promoting	0	0	0
			Purchasing Prostitution	0	0	0
			Weapon Law Violations	0	0	0
			Total Group A Offenses	0	0	0

Crime in Tennessee 2017

(*) Offenses are counted using the FBI Units of Count for Crime

(**) The 'Arrests' column shows arrests made for incidents during the selected period, regardless of arrest date. Arrest counts for the same period may change over time.

Roan Mountain State Park - NIBRS Agency Crime Overview - 2017

2016 Population Estimate		N/A	Offenses (*)		Arrests (**)	
Offense Overview			Reported	Cleared	Adult	Juvenile
Offense Total		7	0	0	0	0
Number Cleared		4	0	0	0	0
Percent Cleared		57.14 %	0	0	0	0
Group A Crimes per 100,000 population		N/A	0	0	0	0
Arrest Overview			0	0	0	0
Total Arrests		3	0	0	0	0
Adult Arrests		2	0	0	0	0
Juvenile Arrests		1	0	0	0	0
Unknown Age		0	0	0	0	0
Arrests per 100,000 population		N/A	0	0	0	0
Average number offenses/incident		1.40	0	0	0	0
Domestic Violence Victims			Crimes Against Property			
Offense	Reported	Cleared	Arson	0	0	0
Murder	0	0	Bribery	0	0	0
Aggravated Assault	0	0	Burglary	0	0	0
Simple Assault	0	0	Counterfeiting/Forgery	0	0	0
Intimidation	0	0	Destruction/Damage/Vandalism	2	0	0
Stalking	0	0	Embezzlement	0	0	0
Forcible Rape	0	0	Extortion/Blackmail	0	0	0
Forcible Sodomy	0	0	Fraud - False Pretenses	0	0	0
Sexual Assault W/Object	0	0	Fraud - Credit Card/ATM	0	0	0
Forcible Fondling	0	0	Fraud - Impersonation	0	0	0
Incest	0	0	Fraud - Welfare	0	0	0
Statutory Rape	0	0	Fraud - Wire	0	0	0
Kidnapping/Abduction	0	0	Fraud - Identity Theft	0	0	0
Commercial Sex Acts	0	0	Fraud - Computer Hacking/Invasion	0	0	0
Involuntary Servitude	0	0	Robbery	0	0	0
Total	0	0	Theft - Pocket-picking	0	0	0
Group B Arrests			Theft - Purse Snatching	0	0	0
Offense	Adult	Juvenile	Theft - Shoplifting	0	0	0
Bad Checks	0	0	Theft From Building	0	0	0
Curfew/Vagrancy	0	0	Theft From Coin Machine	0	0	0
Disorderly Conduct	0	0	Theft From Motor Vehicle	0	0	0
DUI	1	0	Theft of Motor Vehicle Parts	0	0	0
Drunkenness	0	0	Theft - All Other Larceny	0	0	0
Family-Non Violent	0	0	Motor Vehicle Theft	0	0	0
Liquor Law Violations	0	0	Stolen Property Offenses	0	0	0
Peeping Tom	0	0	Crimes Against Society			
Trespass	0	0	Animal Cruelty	0	0	0
All Other Offenses	0	0	Drug/Narcotic Violations	3	2	1
Total Group B	1	0	Drug/Narcotic Equipment Violations	2	2	0
			Gambling - Betting/Wagering	0	0	0
			Gambling - Operating/Promoting	0	0	0
			Gambling - Equipment Violations	0	0	0
			Gambling - Sports Tampering	0	0	0
			Pornography/Obscene Material	0	0	0
			Prostitution	0	0	0
			Prostitution Assisting/Promoting	0	0	0
			Purchasing Prostitution	0	0	0
			Weapon Law Violations	0	0	0
			Total Group A Offenses	7	4	1

Crime in Tennessee 2017

(*) Offenses are counted using the FBI Units of Count for Crime

(**) The 'Arrests' column shows arrests made for incidents during the selected period, regardless of arrest date. Arrest counts for the same period may change over time.

Rock Island State Park - NIBRS Agency Crime Overview - 2017

2016 Population Estimate	N/A	Offenses (*)		Arrests (**)		
		Reported	Cleared	Adult	Juvenile	
Offense Overview		Group A Offenses				
		Crimes Against Persons				
Offense Total	4	Murder	0	0	0	0
Number Cleared	4	Negligent Manslaughter	0	0	0	0
Percent Cleared	100.00 %	Negligent Vehicular Manslaughter	0	0	0	0
Group A Crimes per 100,000 population	N/A	Kidnapping/Abduction	0	0	0	0
		Forcible Rape	0	0	0	0
		Forcible Sodomy	0	0	0	0
		Sexual Assault W/Object	0	0	0	0
Arrest Overview		Forcible Fondling	0	0	0	0
Total Arrests	12	Incest	0	0	0	0
Adult Arrests	12	Statutory Rape	0	0	0	0
Juvenile Arrests	0	Aggravated Assault	0	0	0	0
Unknown Age	0	Simple Assault	0	0	0	0
Arrests per 100,000 population	N/A	Intimidation	0	0	0	0
		Stalking	0	0	0	0
		Commercial Sex Acts	0	0	0	0
Average number offenses/incident	2.00	Involuntary Servitude	0	0	0	0
		Crimes Against Property				
Domestic Violence Victims		Arson	0	0	0	0
Offense	Reported	Cleared	Bribery	0	0	0
Murder	0	0	Burglary	0	0	0
Aggravated Assault	0	0	Counterfeiting/Forgery	0	0	0
Simple Assault	0	0	Destruction/Damage/Vandalism	0	0	0
Intimidation	0	0	Embezzlement	0	0	0
Stalking	0	0	Extortion/Blackmail	0	0	0
Forcible Rape	0	0	Fraud - False Pretenses	0	0	0
Forcible Sodomy	0	0	Fraud - Credit Card/ATM	0	0	0
Sexual Assault W/Object	0	0	Fraud - Impersonation	0	0	0
Forcible Fondling	0	0	Fraud - Welfare	0	0	0
Incest	0	0	Fraud - Wire	0	0	0
Statutory Rape	0	0	Fraud - Identity Theft	0	0	0
Kidnapping/Abduction	0	0	Fraud - Computer Hacking/Invasion	0	0	0
Commercial Sex Acts	0	0	Robbery	0	0	0
Involuntary Servitude	0	0	Theft - Pocket-picking	0	0	0
Total	0	0	Theft - Purse Snatching	0	0	0
			Theft - Shoplifting	0	0	0
Group B Arrests			Theft From Building	0	0	0
Offense	Adult	Juvenile	Theft From Coin Machine	0	0	0
Bad Checks	0	0	Theft From Motor Vehicle	0	0	0
Curfew/Vagrancy	0	0	Theft of Motor Vehicle Parts	0	0	0
Disorderly Conduct	0	0	Theft - All Other Larceny	0	0	0
DUI	0	0	Motor Vehicle Theft	0	0	0
Drunkenness	0	0	Stolen Property Offenses	0	0	0
Family-Non Violent	0	0	Crimes Against Society			
Liquor Law Violations	2	0	Animal Cruelty	0	0	0
Peeping Tom	0	0	Drug/Narcotic Violations	2	2	2
Trespass	5	0	Drug/Narcotic Equipment Violations	2	2	1
All Other Offenses	2	0	Gambling - Betting/Wagering	0	0	0
Total Group B	9	0	Gambling - Operating/Promoting	0	0	0
			Gambling - Equipment Violations	0	0	0
			Gambling - Sports Tampering	0	0	0
			Pornography/Obscene Material	0	0	0
			Prostitution	0	0	0
			Prostitution Assisting/Promoting	0	0	0
			Purchasing Prostitution	0	0	0
			Weapon Law Violations	0	0	0
			Total Group A Offenses	4	4	3
						0

Crime in Tennessee 2017

(*) Offenses are counted using the FBI Units of Count for Crime

(**) The 'Arrests' column shows arrests made for incidents during the selected period, regardless of arrest date. Arrest counts for the same period may change over time.

Rocky Fork State Park - NIBRS Agency Crime Overview - 2017

2016 Population Estimate		N/A	Offenses (*)		Arrests (**)	
			Reported	Cleared	Adult	Juvenile
Offense Overview			Group A Offenses			
			Crimes Against Persons			
Offense Total	0		0	0	0	0
Number Cleared	0		0	0	0	0
Percent Cleared	0.00 %		0	0	0	0
Group A Crimes per 100,000 population	N/A		0	0	0	0
			Crimes Against Property			
Arrest Overview						
Total Arrests	0		0	0	0	0
Adult Arrests	0		0	0	0	0
Juvenile Arrests	0		0	0	0	0
Unknown Age	0		0	0	0	0
Arrests per 100,000 population	N/A		0	0	0	0
Average number offenses/incident	0.00		0	0	0	0
Domestic Violence Victims						
Offense	Reported	Cleared				
Murder	0	0	0	0	0	0
Aggravated Assault	0	0	0	0	0	0
Simple Assault	0	0	0	0	0	0
Intimidation	0	0	0	0	0	0
Stalking	0	0	0	0	0	0
Forcible Rape	0	0	0	0	0	0
Forcible Sodomy	0	0	0	0	0	0
Sexual Assault W/Object	0	0	0	0	0	0
Forcible Fondling	0	0	0	0	0	0
Incest	0	0	0	0	0	0
Statutory Rape	0	0	0	0	0	0
Kidnapping/Abduction	0	0	0	0	0	0
Commercial Sex Acts	0	0	0	0	0	0
Involuntary Servitude	0	0	0	0	0	0
Total	0	0	0	0	0	0
Group B Arrests						
Offense	Adult	Juvenile				
Bad Checks	0	0	0	0	0	0
Curfew/Vagrancy	0	0	0	0	0	0
Disorderly Conduct	0	0	0	0	0	0
DUI	0	0	0	0	0	0
Drunkenness	0	0	0	0	0	0
Family-Non Violent	0	0	0	0	0	0
Liquor Law Violations	0	0	0	0	0	0
Peeping Tom	0	0	0	0	0	0
Trespass	0	0	0	0	0	0
All Other Offenses	0	0	0	0	0	0
Total Group B	0	0	0	0	0	0
			Crimes Against Society			
			Animal Cruelty			
			Drug/Narcotic Violations			
			Drug/Narcotic Equipment Violations			
			Gambling - Betting/Wagering			
			Gambling - Operating/Promoting			
			Gambling - Equipment Violations			
			Gambling - Sports Tampering			
			Pornography/Obscene Material			
			Prostitution			
			Prostitution Assisting/Promoting			
			Purchasing Prostitution			
			Weapon Law Violations			
			0	0	0	0
			Total Group A Offenses			

Crime in Tennessee 2017

(*) Offenses are counted using the FBI Units of Count for Crime

(**) The 'Arrests' column shows arrests made for incidents during the selected period, regardless of arrest date. Arrest counts for the same period may change over time.

Seven Islands State Birding Park - NIBRS Agency Crime Overview - 2017

2016 Population Estimate	N/A	Offenses (*)		Arrests (**)		
		Reported	Cleared	Adult	Juvenile	
Offense Overview		Group A Offenses				
		Crimes Against Persons				
Offense Total	3	Murder	0	0	0	0
Number Cleared	0	Negligent Manslaughter	0	0	0	0
Percent Cleared	0.00 %	Negligent Vehicular Manslaughter	0	0	0	0
Group A Crimes per 100,000 population	N/A	Kidnapping/Abduction	0	0	0	0
		Forcible Rape	0	0	0	0
		Forcible Sodomy	0	0	0	0
		Sexual Assault W/Object	0	0	0	0
Arrest Overview		Forcible Fondling	0	0	0	0
Total Arrests	0	Incest	0	0	0	0
Adult Arrests	0	Statutory Rape	0	0	0	0
Juvenile Arrests	0	Aggravated Assault	0	0	0	0
Unknown Age	0	Simple Assault	0	0	0	0
Arrests per 100,000 population	N/A	Intimidation	0	0	0	0
		Stalking	0	0	0	0
		Commercial Sex Acts	0	0	0	0
Average number offenses/incident	1.00	Involuntary Servitude	0	0	0	0
		Crimes Against Property				
Domestic Violence Victims		Arson	1	0	0	0
Offense	Reported	Cleared	Bribery	0	0	0
Murder	0	0	Burglary	0	0	0
Aggravated Assault	0	0	Counterfeiting/Forgery	0	0	0
Simple Assault	0	0	Destruction/Damage/Vandalism	2	0	0
Intimidation	0	0	Embezzlement	0	0	0
Stalking	0	0	Extortion/Blackmail	0	0	0
Forcible Rape	0	0	Fraud - False Pretenses	0	0	0
Forcible Sodomy	0	0	Fraud - Credit Card/ATM	0	0	0
Sexual Assault W/Object	0	0	Fraud - Impersonation	0	0	0
Forcible Fondling	0	0	Fraud - Welfare	0	0	0
Incest	0	0	Fraud - Wire	0	0	0
Statutory Rape	0	0	Fraud - Identity Theft	0	0	0
Kidnapping/Abduction	0	0	Fraud - Computer Hacking/Invasion	0	0	0
Commercial Sex Acts	0	0	Robbery	0	0	0
Involuntary Servitude	0	0	Theft - Pocket-picking	0	0	0
Total	0	0	Theft - Purse Snatching	0	0	0
			Theft - Shoplifting	0	0	0
Group B Arrests			Theft From Building	0	0	0
Offense	Adult	Juvenile	Theft From Coin Machine	0	0	0
Bad Checks	0	0	Theft From Motor Vehicle	0	0	0
Curfew/Vagrancy	0	0	Theft of Motor Vehicle Parts	0	0	0
Disorderly Conduct	0	0	Theft - All Other Larceny	0	0	0
DUI	0	0	Motor Vehicle Theft	0	0	0
Drunkenness	0	0	Stolen Property Offenses	0	0	0
Family-Non Violent	0	0	Crimes Against Society			
Liquor Law Violations	0	0	Animal Cruelty	0	0	0
Peeping Tom	0	0	Drug/Narcotic Violations	0	0	0
Trespass	0	0	Drug/Narcotic Equipment Violations	0	0	0
All Other Offenses	0	0	Gambling - Betting/Wagering	0	0	0
Total Group B	0	0	Gambling - Operating/Promoting	0	0	0
			Gambling - Equipment Violations	0	0	0
			Gambling - Sports Tampering	0	0	0
			Pornography/Obscene Material	0	0	0
			Prostitution	0	0	0
			Prostitution Assisting/Promoting	0	0	0
			Purchasing Prostitution	0	0	0
			Weapon Law Violations	0	0	0
			Total Group A Offenses	3	0	0

Crime in Tennessee 2017

(*) Offenses are counted using the FBI Units of Count for Crime

(**) The 'Arrests' column shows arrests made for incidents during the selected period, regardless of arrest date. Arrest counts for the same period may change over time.

Sgt Alvin C. York State Park - NIBRS Agency Crime Overview - 2017

2016 Population Estimate		N/A	Offenses (*)		Arrests (**)	
			Reported	Cleared	Adult	Juvenile
Offense Overview			Group A Offenses			
			Crimes Against Persons			
Offense Total	1		0	0	0	0
Number Cleared	0		0	0	0	0
Percent Cleared	0.00 %		0	0	0	0
Group A Crimes per 100,000 population	N/A		0	0	0	0
			Crimes Against Property			
Arrest Overview						
Total Arrests	0		0	0	0	0
Adult Arrests	0		0	0	0	0
Juvenile Arrests	0		0	0	0	0
Unknown Age	0		0	0	0	0
Arrests per 100,000 population	N/A		0	0	0	0
Average number offenses/incident	1.00		0	0	0	0
Domestic Violence Victims						
Offense	Reported	Cleared				
Murder	0	0	0	0	0	0
Aggravated Assault	0	0	0	0	0	0
Simple Assault	0	0	0	0	0	0
Intimidation	0	0	0	0	0	0
Stalking	0	0	0	0	0	0
Forcible Rape	0	0	0	0	0	0
Forcible Sodomy	0	0	0	0	0	0
Sexual Assault W/Object	0	0	0	0	0	0
Forcible Fondling	0	0	0	0	0	0
Incest	0	0	0	0	0	0
Statutory Rape	0	0	0	0	0	0
Kidnapping/Abduction	0	0	0	0	0	0
Commercial Sex Acts	0	0	0	0	0	0
Involuntary Servitude	0	0	0	0	0	0
Total	0	0	0	0	0	0
Group B Arrests						
Offense	Adult	Juvenile				
Bad Checks	0	0	0	0	0	0
Curfew/Vagrancy	0	0	0	0	0	0
Disorderly Conduct	0	0	0	0	0	0
DUI	0	0	0	0	0	0
Drunkenness	0	0	0	0	0	0
Family-Non Violent	0	0	0	0	0	0
Liquor Law Violations	0	0	0	0	0	0
Peeping Tom	0	0	0	0	0	0
Trespass	0	0	0	0	0	0
All Other Offenses	0	0	0	0	0	0
Total Group B	0	0	0	0	0	0
			Crimes Against Society			
			Animal Cruelty			
			Drug/Narcotic Violations			
			Drug/Narcotic Equipment Violations			
			Gambling - Betting/Wagering			
			Gambling - Operating/Promoting			
			Gambling - Equipment Violations			
			Gambling - Sports Tampering			
			Pornography/Obscene Material			
			Prostitution			
			Prostitution Assisting/Promoting			
			Purchasing Prostitution			
			Weapon Law Violations			
			Total Group A Offenses			
			1	0	0	0

Crime in Tennessee 2017

(*) Offenses are counted using the FBI Units of Count for Crime

(**) The 'Arrests' column shows arrests made for incidents during the selected period, regardless of arrest date. Arrest counts for the same period may change over time.

South Cumberland Natural Area - NIBRS Agency Crime Overview - 2017

2016 Population Estimate		N/A	Offenses (*)		Arrests (**)	
Offense Overview			Reported	Cleared	Adult	Juvenile
Group A Offenses						
Crimes Against Persons						
Offense Total	12	Murder	0	0	0	0
Number Cleared	4	Negligent Manslaughter	0	0	0	0
Percent Cleared	33.33 %	Negligent Vehicular Manslaughter	0	0	0	0
Group A Crimes per 100,000 population	N/A	Kidnapping/Abduction	0	0	0	0
		Forcible Rape	0	0	0	0
		Forcible Sodomy	0	0	0	0
		Sexual Assault W/Object	0	0	0	0
		Forcible Fondling	0	0	0	0
Arrest Overview		Incest	0	0	0	0
Total Arrests	29	Statutory Rape	0	0	0	0
Adult Arrests	28	Aggravated Assault	1	0	0	0
Juvenile Arrests	1	Simple Assault	1	0	0	0
Unknown Age	0	Intimidation	0	0	0	0
Arrests per 100,000 population	N/A	Stalking	0	0	0	0
		Commercial Sex Acts	0	0	0	0
Average number offenses/incident	1.00	Involuntary Servitude	0	0	0	0
		Crimes Against Property				
Domestic Violence Victims		Arson	0	0	0	0
Offense	Reported	Cleared	Bribery	0	0	0
Murder	0	0	Burglary	0	0	0
Aggravated Assault	0	0	Counterfeiting/Forgery	0	0	0
Simple Assault	0	0	Destruction/Damage/Vandalism	3	0	0
Intimidation	0	0	Embezzlement	0	0	0
Stalking	0	0	Extortion/Blackmail	0	0	0
Forcible Rape	0	0	Fraud - False Pretenses	0	0	0
Forcible Sodomy	0	0	Fraud - Credit Card/ATM	0	0	0
Sexual Assault W/Object	0	0	Fraud - Impersonation	0	0	0
Forcible Fondling	0	0	Fraud - Welfare	0	0	0
Incest	0	0	Fraud - Wire	0	0	0
Statutory Rape	0	0	Fraud - Identity Theft	0	0	0
Kidnapping/Abduction	0	0	Fraud - Computer Hacking/Invasion	0	0	0
Commercial Sex Acts	0	0	Robbery	0	0	0
Involuntary Servitude	0	0	Theft - Pocket-picking	0	0	0
Total	0	0	Theft - Purse Snatching	0	0	0
			Theft - Shoplifting	0	0	0
Group B Arrests			Theft From Building	0	0	0
Offense	Adult	Juvenile	Theft From Coin Machine	0	0	0
Bad Checks	0	0	Theft From Motor Vehicle	0	0	0
Curfew/Vagrancy	0	0	Theft of Motor Vehicle Parts	1	0	0
Disorderly Conduct	0	0	Theft - All Other Larceny	2	1	1
DUI	1	0	Motor Vehicle Theft	0	0	0
Drunkenness	1	0	Stolen Property Offenses	0	0	0
Family-Non Violent	0	0	Crimes Against Society			
Liquor Law Violations	15	0	Animal Cruelty	0	0	0
Peeping Tom	0	0	Drug/Narcotic Violations	4	3	4
Trespass	1	0	Drug/Narcotic Equipment Violations	0	0	0
All Other Offenses	5	1	Gambling - Betting/Wagering	0	0	0
Total Group B	23	1	Gambling - Operating/Promoting	0	0	0
			Gambling - Equipment Violations	0	0	0
			Gambling - Sports Tampering	0	0	0
			Pornography/Obscene Material	0	0	0
			Prostitution	0	0	0
			Prostitution Assisting/Promoting	0	0	0
			Purchasing Prostitution	0	0	0
			Weapon Law Violations	0	0	0
			Total Group A Offenses	12	4	5

Crime in Tennessee 2017

(*) Offenses are counted using the FBI Units of Count for Crime

(**) The 'Arrests' column shows arrests made for incidents during the selected period, regardless of arrest date. Arrest counts for the same period may change over time.

Standing Stone State Park - NIBRS Agency Crime Overview - 2017

2016 Population Estimate		N/A	Offenses (*)		Arrests (**)	
			Reported	Cleared	Adult	Juvenile
Offense Overview			Group A Offenses			
			Crimes Against Persons			
Offense Total	2		0	0	0	0
Number Cleared	1		0	0	0	0
Percent Cleared	50.00 %		0	0	0	0
Group A Crimes per 100,000 population	N/A		0	0	0	0
			Crimes Against Property			
Arrest Overview						
Total Arrests	1		0	0	0	0
Adult Arrests	1		0	0	0	0
Juvenile Arrests	0		0	0	0	0
Unknown Age	0		0	0	0	0
Arrests per 100,000 population	N/A		0	0	0	0
Average number offenses/incident	1.00		0	0	0	0
Domestic Violence Victims						
Offense	Reported	Cleared				
Murder	0	0	0	0	0	0
Aggravated Assault	0	0	0	0	0	0
Simple Assault	0	0	0	0	0	0
Intimidation	0	0	0	0	0	0
Stalking	0	0	0	0	0	0
Forcible Rape	0	0	0	0	0	0
Forcible Sodomy	0	0	0	0	0	0
Sexual Assault W/Object	0	0	0	0	0	0
Forcible Fondling	0	0	0	0	0	0
Incest	0	0	0	0	0	0
Statutory Rape	0	0	0	0	0	0
Kidnapping/Abduction	0	0	0	0	0	0
Commercial Sex Acts	0	0	0	0	0	0
Involuntary Servitude	0	0	0	0	0	0
Total	0	0	0	0	0	0
Group B Arrests						
Offense	Adult	Juvenile				
Bad Checks	0	0	0	0	0	0
Curfew/Vagrancy	0	0	0	0	0	0
Disorderly Conduct	0	0	0	0	0	0
DUI	0	0	0	0	0	0
Drunkenness	0	0	0	0	0	0
Family-Non Violent	0	0	0	0	0	0
Liquor Law Violations	0	0	0	0	0	0
Peeping Tom	0	0	0	0	0	0
Trespass	0	0	0	0	0	0
All Other Offenses	0	0	0	0	0	0
Total Group B	0	0	0	0	0	0
			Crimes Against Society			
			Animal Cruelty			
			Drug/Narcotic Violations			
			Drug/Narcotic Equipment Violations			
			Gambling - Betting/Wagering			
			Gambling - Operating/Promoting			
			Gambling - Equipment Violations			
			Gambling - Sports Tampering			
			Pornography/Obscene Material			
			Prostitution			
			Prostitution Assisting/Promoting			
			Purchasing Prostitution			
			Weapon Law Violations			
			Total Group A Offenses			
			2		1	
					1	
					0	

Crime in Tennessee 2017

(*) Offenses are counted using the FBI Units of Count for Crime

(**) The 'Arrests' column shows arrests made for incidents during the selected period, regardless of arrest date. Arrest counts for the same period may change over time.

Sycamore Shoals State Historic Park - NIBRS Agency Crime Overview - 2017

2016 Population Estimate		N/A	Offenses (*)		Arrests (**)	
			Reported	Cleared	Adult	Juvenile
Offense Overview			Group A Offenses			
			Crimes Against Persons			
Offense Total	0		0	0	0	0
Number Cleared	0		0	0	0	0
Percent Cleared	0.00 %		0	0	0	0
Group A Crimes per 100,000 population	N/A		0	0	0	0
			Crimes Against Property			
Arrest Overview						
Total Arrests	0		0	0	0	0
Adult Arrests	0		0	0	0	0
Juvenile Arrests	0		0	0	0	0
Unknown Age	0		0	0	0	0
Arrests per 100,000 population	N/A		0	0	0	0
Average number offenses/incident	0.00		0	0	0	0
Domestic Violence Victims						
Offense	Reported	Cleared				
Murder	0	0	0	0	0	0
Aggravated Assault	0	0	0	0	0	0
Simple Assault	0	0	0	0	0	0
Intimidation	0	0	0	0	0	0
Stalking	0	0	0	0	0	0
Forcible Rape	0	0	0	0	0	0
Forcible Sodomy	0	0	0	0	0	0
Sexual Assault W/Object	0	0	0	0	0	0
Forcible Fondling	0	0	0	0	0	0
Incest	0	0	0	0	0	0
Statutory Rape	0	0	0	0	0	0
Kidnapping/Abduction	0	0	0	0	0	0
Commercial Sex Acts	0	0	0	0	0	0
Involuntary Servitude	0	0	0	0	0	0
Total	0	0	0	0	0	0
Group B Arrests						
Offense	Adult	Juvenile				
Bad Checks	0	0	0	0	0	0
Curfew/Vagrancy	0	0	0	0	0	0
Disorderly Conduct	0	0	0	0	0	0
DUI	0	0	0	0	0	0
Drunkenness	0	0	0	0	0	0
Family-Non Violent	0	0	0	0	0	0
Liquor Law Violations	0	0	0	0	0	0
Peeping Tom	0	0	0	0	0	0
Trespass	0	0	0	0	0	0
All Other Offenses	0	0	0	0	0	0
Total Group B	0	0	0	0	0	0
			Crimes Against Society			
			Animal Cruelty			
			Drug/Narcotic Violations			
			Drug/Narcotic Equipment Violations			
			Gambling - Betting/Wagering			
			Gambling - Operating/Promoting			
			Gambling - Equipment Violations			
			Gambling - Sports Tampering			
			Pornography/Obscene Material			
			Prostitution			
			Prostitution Assisting/Promoting			
			Purchasing Prostitution			
			Weapon Law Violations			
			0	0	0	0
			Total Group A Offenses			

Crime in Tennessee 2017

(*) Offenses are counted using the FBI Units of Count for Crime

(**) The 'Arrests' column shows arrests made for incidents during the selected period, regardless of arrest date. Arrest counts for the same period may change over time.

T.O. Fuller State Park - NIBRS Agency Crime Overview - 2017

2016 Population Estimate	N/A	Offenses (*)		Arrests (**)			
		Reported	Cleared	Adult	Juvenile		
Offense Overview		Group A Offenses					
		Crimes Against Persons					
Offense Total	5	Murder	0	0	0	0	
Number Cleared	1	Negligent Manslaughter	0	0	0	0	
Percent Cleared	20.00 %	Negligent Vehicular Manslaughter	0	0	0	0	
Group A Crimes per 100,000 population	N/A	Kidnapping/Abduction	0	0	0	0	
		Forcible Rape	0	0	0	0	
		Forcible Sodomy	0	0	0	0	
		Sexual Assault W/Object	0	0	0	0	
Arrest Overview		Crimes Against Property					
Total Arrests	4	Forcible Fondling	0	0	0	0	
Adult Arrests	4	Incest	0	0	0	0	
Juvenile Arrests	0	Statutory Rape	0	0	0	0	
Unknown Age	0	Aggravated Assault	0	0	0	0	
Arrests per 100,000 population	N/A	Simple Assault	0	0	0	0	
		Intimidation	0	0	0	0	
		Stalking	0	0	0	0	
		Commercial Sex Acts	0	0	0	0	
Average number offenses/incident	1.25	Involuntary Servitude	0	0	0	0	
Domestic Violence Victims		Crimes Against Society					
		Arson					
Offense	Reported	Cleared	Bribery				
Murder	0	0	Burglary	1	0	0	0
Aggravated Assault	0	0	Counterfeiting/Forgery	0	0	0	0
Simple Assault	0	0	Destruction/Damage/Vandalism	1	0	0	0
Intimidation	0	0	Embezzlement	0	0	0	0
Stalking	0	0	Extortion/Blackmail	0	0	0	0
Forcible Rape	0	0	Fraud - False Pretenses	0	0	0	0
Forcible Sodomy	0	0	Fraud - Credit Card/ATM	0	0	0	0
Sexual Assault W/Object	0	0	Fraud - Impersonation	0	0	0	0
Forcible Fondling	0	0	Fraud - Welfare	0	0	0	0
Incest	0	0	Fraud - Wire	0	0	0	0
Statutory Rape	0	0	Fraud - Identity Theft	0	0	0	0
Kidnapping/Abduction	0	0	Fraud - Computer Hacking/Invasion	0	0	0	0
Commercial Sex Acts	0	0	Robbery	0	0	0	0
Involuntary Servitude	0	0	Theft - Pocket-picking	0	0	0	0
Total	0	0	Theft - Purse Snatching	0	0	0	0
Group B Arrests		Theft - Shoplifting					
		Theft From Building					
Offense	Adult	Juvenile	Theft From Coin Machine				
Bad Checks	0	0	Theft From Motor Vehicle	0	0	0	0
Curfew/Vagrancy	0	0	Theft of Motor Vehicle Parts	0	0	0	0
Disorderly Conduct	0	0	Theft - All Other Larceny	0	0	0	0
DUI	0	0	Motor Vehicle Theft	0	0	0	0
Drunkenness	0	0	Stolen Property Offenses	0	0	0	0
Family-Non Violent	0	0	Crimes Against Society				
Liquor Law Violations	1	0	Animal Cruelty	0	0	0	0
Peeping Tom	0	0	Drug/Narcotic Violations	1	1	1	0
Trespass	2	0	Drug/Narcotic Equipment Violations	1	0	0	0
All Other Offenses	0	0	Gambling - Betting/Wagering	0	0	0	0
Total Group B	3	0	Gambling - Operating/Promoting	0	0	0	0
		Gambling - Equipment Violations					
		Gambling - Sports Tampering					
		Pornography/Obscene Material					
		Prostitution					
		Prostitution Assisting/Promoting					
		Purchasing Prostitution					
		Weapon Law Violations					
		Total Group A Offenses					
		5					
		1					
		1					
		0					

Crime in Tennessee 2017

(*) Offenses are counted using the FBI Units of Count for Crime

(**) The 'Arrests' column shows arrests made for incidents during the selected period, regardless of arrest date. Arrest counts for the same period may change over time.

Tim's Ford State Park - NIBRS Agency Crime Overview - 2017

2016 Population Estimate	N/A	Offenses (*)		Arrests (**)	
		Reported	Cleared	Adult	Juvenile
Offense Overview		Group A Offenses			
		Crimes Against Persons			
Offense Total	6	Murder	0	0	0
Number Cleared	0	Negligent Manslaughter	0	0	0
Percent Cleared	0.00 %	Negligent Vehicular Manslaughter	0	0	0
Group A Crimes per 100,000 population	N/A	Kidnapping/Abduction	0	0	0
		Forcible Rape	0	0	0
		Forcible Sodomy	0	0	0
		Sexual Assault W/Object	0	0	0
Arrest Overview		Forcible Fondling	0	0	0
Total Arrests	3	Incest	0	0	0
Adult Arrests	3	Statutory Rape	0	0	0
Juvenile Arrests	0	Aggravated Assault	0	0	0
Unknown Age	0	Simple Assault	0	0	0
Arrests per 100,000 population	N/A	Intimidation	0	0	0
		Stalking	0	0	0
		Commercial Sex Acts	0	0	0
Average number offenses/incident	1.00	Involuntary Servitude	0	0	0
		Crimes Against Property			
Domestic Violence Victims		Arson	0	0	0
Offense	Reported	Cleared	Bribery	0	0
Murder	0	0	Burglary	0	0
Aggravated Assault	0	0	Counterfeiting/Forgery	0	0
Simple Assault	0	0	Destruction/Damage/Vandalism	4	0
Intimidation	0	0	Embezzlement	0	0
Stalking	0	0	Extortion/Blackmail	0	0
Forcible Rape	0	0	Fraud - False Pretenses	0	0
Forcible Sodomy	0	0	Fraud - Credit Card/ATM	0	0
Sexual Assault W/Object	0	0	Fraud - Impersonation	0	0
Forcible Fondling	0	0	Fraud - Welfare	0	0
Incest	0	0	Fraud - Wire	0	0
Statutory Rape	0	0	Fraud - Identity Theft	0	0
Kidnapping/Abduction	0	0	Fraud - Computer Hacking/Invasion	0	0
Commercial Sex Acts	0	0	Robbery	0	0
Involuntary Servitude	0	0	Theft - Pocket-picking	0	0
Total	0	0	Theft - Purse Snatching	0	0
			Theft - Shoplifting	0	0
Group B Arrests			Theft From Building	1	0
Offense	Adult	Juvenile	Theft From Coin Machine	0	0
Bad Checks	0	0	Theft From Motor Vehicle	1	0
Curfew/Vagrancy	0	0	Theft of Motor Vehicle Parts	0	0
Disorderly Conduct	0	0	Theft - All Other Larceny	0	0
DUI	1	0	Motor Vehicle Theft	0	0
Drunkenness	0	0	Stolen Property Offenses	0	0
Family-Non Violent	0	0	Crimes Against Society		
Liquor Law Violations	0	0	Animal Cruelty	0	0
Peeping Tom	0	0	Drug/Narcotic Violations	0	0
Trespass	0	0	Drug/Narcotic Equipment Violations	0	0
All Other Offenses	2	0	Gambling - Betting/Wagering	0	0
Total Group B	3	0	Gambling - Operating/Promoting	0	0
			Gambling - Equipment Violations	0	0
			Gambling - Sports Tampering	0	0
			Pornography/Obscene Material	0	0
			Prostitution	0	0
			Prostitution Assisting/Promoting	0	0
			Purchasing Prostitution	0	0
			Weapon Law Violations	0	0
			Total Group A Offenses	6	0

Crime in Tennessee 2017

(*) Offenses are counted using the FBI Units of Count for Crime

(**) The 'Arrests' column shows arrests made for incidents during the selected period, regardless of arrest date. Arrest counts for the same period may change over time.

Warriors' Path State Park - NIBRS Agency Crime Overview - 2017

2016 Population Estimate		N/A	Offenses (*)		Arrests (**)	
			Reported	Cleared	Adult	Juvenile
Offense Overview			Group A Offenses			
			Crimes Against Persons			
Offense Total	41		0	0	0	0
Number Cleared	28		0	0	0	0
Percent Cleared	68.29 %		0	0	0	0
Group A Crimes per 100,000 population	N/A		0	0	0	0
			Crimes Against Property			
Arrest Overview						
Total Arrests	29		0	0	0	0
Adult Arrests	25		0	0	0	0
Juvenile Arrests	4		1	0	0	0
Unknown Age	0		2	2	2	0
Arrests per 100,000 population	N/A		0	0	0	0
Average number offenses/incident	1.41		0	0	0	0
			Crimes Against Society			
Domestic Violence Victims						
Offense	Reported	Cleared				
Murder	0	0	0	0	0	0
Aggravated Assault	0	0	0	0	0	0
Simple Assault	0	0	0	0	0	0
Intimidation	0	0	0	0	0	0
Stalking	0	0	0	0	0	0
Forcible Rape	0	0	0	0	0	0
Forcible Sodomy	0	0	0	0	0	0
Sexual Assault W/Object	0	0	0	0	0	0
Forcible Fondling	0	0	0	0	0	0
Incest	0	0	0	0	0	0
Statutory Rape	0	0	0	0	0	0
Kidnapping/Abduction	0	0	0	0	0	0
Commercial Sex Acts	0	0	0	0	0	0
Involuntary Servitude	0	0	0	0	0	0
Total	0	0				
Group B Arrests						
Offense	Adult	Juvenile				
Bad Checks	0	0				
Curfew/Vagrancy	0	0				
Disorderly Conduct	0	0				
DUI	1	0				
Drunkenness	3	0				
Family-Non Violent	0	0				
Liquor Law Violations	0	0				
Peeping Tom	0	0				
Trespass	0	0				
All Other Offenses	2	0				
Total Group B	6	0				
			Crimes Against Society			
			Animal Cruelty			
			Drug/Narcotic Violations			
			Drug/Narcotic Equipment Violations			
			Gambling - Betting/Wagering			
			Gambling - Operating/Promoting			
			Gambling - Equipment Violations			
			Gambling - Sports Tampering			
			Pornography/Obscene Material			
			Prostitution			
			Prostitution Assisting/Promoting			
			Purchasing Prostitution			
			Weapon Law Violations			
			Total Group A Offenses			
			41	28	19	4

Crime in Tennessee 2017

(*) Offenses are counted using the FBI Units of Count for Crime

(**) The 'Arrests' column shows arrests made for incidents during the selected period, regardless of arrest date. Arrest counts for the same period may change over time.

Q
E
N
Q



**CRIME IN
TENNESSEE
2017**

**STATE
AGENCIES**

Tennessee Bureau of Investigation - NIBRS Agency Crime Overview - 2017

2016 Population Estimate	N/A	Offenses (*)		Arrests (**)	
		Reported	Cleared	Adult	Juvenile
Offense Overview		Group A Offenses			
		Crimes Against Persons			
Offense Total	451	2	1	0	0
Number Cleared	67	0	0	0	0
Percent Cleared	14.86 %	0	0	0	0
Group A Crimes per 100,000 population	N/A	0	0	0	0
		0	0	0	0
Arrest Overview		Crimes Against Persons			
Total Arrests	70	0	0	0	0
Adult Arrests	70	0	0	0	0
Juvenile Arrests	0	1	1	1	0
Unknown Age	0	4	2	2	0
Arrests per 100,000 population	N/A	4	2	0	0
		1	0	0	0
Average number offenses/incident	1.01	0	0	0	0
		0	0	0	0
		44	21	20	0
		0	0	0	0
		Crimes Against Property			
Domestic Violence Victims		0	0	0	0
Offense	Reported	Cleared			
Murder	1	1	0	0	0
Aggravated Assault	1	0	0	0	0
Simple Assault	0	0	2	0	0
Intimidation	0	0	1	0	0
Stalking	0	0	3	1	1
Forcible Rape	0	0	0	0	0
Forcible Sodomy	0	0	0	0	0
Sexual Assault W/Object	0	0	0	0	0
Forcible Fondling	0	0	1	1	0
Incest	0	0	0	0	0
Statutory Rape	0	0	0	0	0
Kidnapping/Abduction	0	0	0	0	0
Commercial Sex Acts	0	0	1	0	0
Involuntary Servitude	0	0	0	0	0
Total	2	1	0	0	0
		0	0	0	0
Group B Arrests		Crimes Against Property			
Offense	Adult	Juvenile			
Bad Checks	0	0	0	0	0
Curfew/Vagrancy	0	0	0	0	0
Disorderly Conduct	0	0	0	0	0
DUI	0	0	0	0	0
Drunkenness	0	0	0	0	0
Family-Non Violent	0	0	0	0	0
Liquor Law Violations	0	0	0	0	0
Peeping Tom	0	0	0	0	0
Trespass	0	0	0	0	0
All Other Offenses	11	0	0	0	0
Total Group B	11	0	0	0	0
		Crimes Against Society			
		0	0	0	0
		362	30	29	0
		1	0	0	0
		0	0	0	0
		0	0	0	0
		0	0	0	0
		0	0	0	0
		9	3	3	0
		0	0	0	0
		0	0	0	0
		1	1	1	0
		1	1	1	0
		2	1	1	0
		451	67	59	0

Crime in Tennessee 2017

(*) Offenses are counted using the FBI Units of Count for Crime

(**) The 'Arrests' column shows arrests made for incidents during the selected period, regardless of arrest date. Arrest counts for the same period may change over time.

Tennessee Department of Revenue - NIBRS Agency Crime Overview - 2017

2016 Population Estimate	N/A	Offenses (*)		Arrests (**)		
		Reported	Cleared	Adult	Juvenile	
Offense Overview		Group A Offenses				
		Crimes Against Persons				
Offense Total	0	Murder	0	0	0	0
Number Cleared	0	Negligent Manslaughter	0	0	0	0
Percent Cleared	0.00 %	Negligent Vehicular Manslaughter	0	0	0	0
Group A Crimes per 100,000 population	N/A	Kidnapping/Abduction	0	0	0	0
		Forcible Rape	0	0	0	0
		Forcible Sodomy	0	0	0	0
		Sexual Assault W/Object	0	0	0	0
Arrest Overview		Forcible Fondling	0	0	0	0
Total Arrests	0	Incest	0	0	0	0
Adult Arrests	0	Statutory Rape	0	0	0	0
Juvenile Arrests	0	Aggravated Assault	0	0	0	0
Unknown Age	0	Simple Assault	0	0	0	0
Arrests per 100,000 population	N/A	Intimidation	0	0	0	0
		Stalking	0	0	0	0
		Commercial Sex Acts	0	0	0	0
Average number offenses/incident	0.00	Involuntary Servitude	0	0	0	0
		Crimes Against Property				
Domestic Violence Victims		Arson	0	0	0	0
Offense	Reported	Cleared	Bribery	0	0	0
Murder	0	0	Burglary	0	0	0
Aggravated Assault	0	0	Counterfeiting/Forgery	0	0	0
Simple Assault	0	0	Destruction/Damage/Vandalism	0	0	0
Intimidation	0	0	Embezzlement	0	0	0
Stalking	0	0	Extortion/Blackmail	0	0	0
Forcible Rape	0	0	Fraud - False Pretenses	0	0	0
Forcible Sodomy	0	0	Fraud - Credit Card/ATM	0	0	0
Sexual Assault W/Object	0	0	Fraud - Impersonation	0	0	0
Forcible Fondling	0	0	Fraud - Welfare	0	0	0
Incest	0	0	Fraud - Wire	0	0	0
Statutory Rape	0	0	Fraud - Identity Theft	0	0	0
Kidnapping/Abduction	0	0	Fraud - Computer Hacking/Invasion	0	0	0
Commercial Sex Acts	0	0	Robbery	0	0	0
Involuntary Servitude	0	0	Theft - Pocket-picking	0	0	0
Total	0	0	Theft - Purse Snatching	0	0	0
			Theft - Shoplifting	0	0	0
Group B Arrests			Theft From Building	0	0	0
Offense	Adult	Juvenile	Theft From Coin Machine	0	0	0
Bad Checks	0	0	Theft From Motor Vehicle	0	0	0
Curfew/Vagrancy	0	0	Theft of Motor Vehicle Parts	0	0	0
Disorderly Conduct	0	0	Theft - All Other Larceny	0	0	0
DUI	0	0	Motor Vehicle Theft	0	0	0
Drunkenness	0	0	Stolen Property Offenses	0	0	0
Family-Non Violent	0	0	Crimes Against Society			
Liquor Law Violations	0	0	Animal Cruelty	0	0	0
Peeping Tom	0	0	Drug/Narcotic Violations	0	0	0
Trespass	0	0	Drug/Narcotic Equipment Violations	0	0	0
All Other Offenses	0	0	Gambling - Betting/Wagering	0	0	0
Total Group B	0	0	Gambling - Operating/Promoting	0	0	0
			Gambling - Equipment Violations	0	0	0
			Gambling - Sports Tampering	0	0	0
			Pornography/Obscene Material	0	0	0
			Prostitution	0	0	0
			Prostitution Assisting/Promoting	0	0	0
			Purchasing Prostitution	0	0	0
			Weapon Law Violations	0	0	0
			Total Group A Offenses	0	0	0

Crime in Tennessee 2017

(*) Offenses are counted using the FBI Units of Count for Crime

(**) The 'Arrests' column shows arrests made for incidents during the selected period, regardless of arrest date. Arrest counts for the same period may change over time.

Tennessee Department of Safety - NIBRS Agency Crime Overview - 2017

2016 Population Estimate	N/A	Offenses (*)		Arrests (**)			
		Reported	Cleared	Adult	Juvenile		
Offense Overview		Group A Offenses					
		Crimes Against Persons					
Offense Total	5,614	Murder	0	0	0	0	
Number Cleared	4,004	Negligent Manslaughter	1	1	1	0	
Percent Cleared	71.32 %	Negligent Vehicular Manslaughter	0	0	0	0	
Group A Crimes per 100,000 population	N/A	Kidnapping/Abduction	4	4	2	0	
		Forcible Rape	0	0	0	0	
		Forcible Sodomy	0	0	0	0	
		Sexual Assault W/Object	0	0	0	0	
		Forcible Fondling	0	0	0	0	
Arrest Overview		Incest	0	0	0	0	
Total Arrests	5,485	Statutory Rape	0	0	0	0	
Adult Arrests	5,267	Aggravated Assault	80	72	34	0	
Juvenile Arrests	62	Simple Assault	29	22	11	0	
Unknown Age	156	Intimidation	19	17	10	0	
Arrests per 100,000 population	N/A	Stalking	0	0	0	0	
		Commercial Sex Acts	0	0	0	0	
Average number offenses/incident	1.48	Involuntary Servitude	0	0	0	0	
		Crimes Against Property					
Domestic Violence Victims		Arson	0	0	0	0	
Offense	Reported	Cleared	Bribery	2	2	1	0
Murder	0	0	Burglary	1	1	1	0
Aggravated Assault	6	6	Counterfeiting/Forgery	75	69	28	0
Simple Assault	10	8	Destruction/Damage/Vandalism	58	55	14	0
Intimidation	3	2	Embezzlement	0	0	0	0
Stalking	0	0	Extortion/Blackmail	0	0	0	0
Forcible Rape	0	0	Fraud - False Pretenses	19	16	6	0
Forcible Sodomy	0	0	Fraud - Credit Card/ATM	1	0	0	0
Sexual Assault W/Object	0	0	Fraud - Impersonation	33	31	13	0
Forcible Fondling	0	0	Fraud - Welfare	0	0	0	0
Incest	0	0	Fraud - Wire	0	0	0	0
Statutory Rape	0	0	Fraud - Identity Theft	19	17	16	0
Kidnapping/Abduction	0	0	Fraud - Computer Hacking/Invasion	0	0	0	0
Commercial Sex Acts	0	0	Robbery	0	0	0	0
Involuntary Servitude	0	0	Theft - Pocket-picking	0	0	0	0
Total	19	16	Theft - Purse Snatching	0	0	0	0
			Theft - Shoplifting	4	4	3	0
Group B Arrests			Theft From Building	4	4	1	0
Offense	Adult	Juvenile	Theft From Coin Machine	0	0	0	0
Bad Checks	0	0	Theft From Motor Vehicle	3	1	3	0
Curfew/Vagrancy	0	0	Theft of Motor Vehicle Parts	5	3	2	0
Disorderly Conduct	0	0	Theft - All Other Larceny	15	11	10	0
DUI	3,091	25	Motor Vehicle Theft	100	90	50	3
Drunkenness	7	0	Stolen Property Offenses	83	73	36	1
Family-Non Violent	0	0	Crimes Against Society				
Liquor Law Violations	6	0	Animal Cruelty	0	0	0	0
Peeping Tom	0	0	Drug/Narcotic Violations	2,886	1,949	1,141	24
Trespass	0	0	Drug/Narcotic Equipment Violations	1,855	1,261	605	8
All Other Offenses	18	0	Gambling - Betting/Wagering	0	0	0	0
Total Group B	3,122	25	Gambling - Operating/Promoting	0	0	0	0
			Gambling - Equipment Violations	0	0	0	0
			Gambling - Sports Tampering	0	0	0	0
			Pornography/Obscene Material	0	0	0	0
			Prostitution	0	0	0	0
			Prostitution Assisting/Promoting	0	0	0	0
			Purchasing Prostitution	0	0	0	0
			Weapon Law Violations	318	301	157	1
			Total Group A Offenses	5,614	4,004	2,145	37

Crime in Tennessee 2017

(*) Offenses are counted using the FBI Units of Count for Crime

(**) The 'Arrests' column shows arrests made for incidents during the selected period, regardless of arrest date. Arrest counts for the same period may change over time.

Tennessee Office of Inspector General - NIBRS Agency Crime Overview - 2017

2016 Population Estimate	N/A	Offenses (*)		Arrests (**)		
		Reported	Cleared	Adult	Juvenile	
Offense Overview		Group A Offenses				
		Crimes Against Persons				
Offense Total	88	Murder	0	0	0	0
Number Cleared	33	Negligent Manslaughter	0	0	0	0
Percent Cleared	37.50 %	Negligent Vehicular Manslaughter	0	0	0	0
Group A Crimes per 100,000 population	N/A	Kidnapping/Abduction	0	0	0	0
		Forcible Rape	0	0	0	0
		Forcible Sodomy	0	0	0	0
		Sexual Assault W/Object	0	0	0	0
		Forcible Fondling	0	0	0	0
Arrest Overview		Incest	0	0	0	0
Total Arrests	18	Statutory Rape	0	0	0	0
Adult Arrests	18	Aggravated Assault	0	0	0	0
Juvenile Arrests	0	Simple Assault	0	0	0	0
Unknown Age	0	Intimidation	0	0	0	0
Arrests per 100,000 population	N/A	Stalking	0	0	0	0
		Commercial Sex Acts	0	0	0	0
Average number offenses/incident	1.14	Involuntary Servitude	0	0	0	0
		Crimes Against Property				
Domestic Violence Victims		Arson	0	0	0	0
Offense	Reported	Cleared	Bribery	0	0	0
Murder	0	0	Burglary	0	0	0
Aggravated Assault	0	0	Counterfeiting/Forgery	2	2	0
Simple Assault	0	0	Destruction/Damage/Vandalism	0	0	0
Intimidation	0	0	Embezzlement	0	0	0
Stalking	0	0	Extortion/Blackmail	0	0	0
Forcible Rape	0	0	Fraud - False Pretenses	0	0	0
Forcible Sodomy	0	0	Fraud - Credit Card/ATM	0	0	0
Sexual Assault W/Object	0	0	Fraud - Impersonation	1	1	0
Forcible Fondling	0	0	Fraud - Welfare	77	22	18
Incest	0	0	Fraud - Wire	0	0	0
Statutory Rape	0	0	Fraud - Identity Theft	0	0	0
Kidnapping/Abduction	0	0	Fraud - Computer Hacking/Invasion	0	0	0
Commercial Sex Acts	0	0	Robbery	0	0	0
Involuntary Servitude	0	0	Theft - Pocket-picking	0	0	0
Total	0	0	Theft - Purse Snatching	0	0	0
			Theft - Shoplifting	0	0	0
			Theft From Building	0	0	0
Group B Arrests			Theft From Coin Machine	0	0	0
Offense	Adult	Juvenile	Theft From Motor Vehicle	0	0	0
Bad Checks	0	0	Theft of Motor Vehicle Parts	0	0	0
Curfew/Vagrancy	0	0	Theft - All Other Larceny	0	0	0
Disorderly Conduct	0	0	Motor Vehicle Theft	0	0	0
DUI	0	0	Stolen Property Offenses	0	0	0
Drunkenness	0	0	Crimes Against Society			
Family-Non Violent	0	0	Animal Cruelty	0	0	0
Liquor Law Violations	0	0	Drug/Narcotic Violations	8	8	0
Peeping Tom	0	0	Drug/Narcotic Equipment Violations	0	0	0
Trespass	0	0	Gambling - Betting/Wagering	0	0	0
All Other Offenses	0	0	Gambling - Operating/Promoting	0	0	0
Total Group B	0	0	Gambling - Equipment Violations	0	0	0
			Gambling - Sports Tampering	0	0	0
			Pornography/Obscene Material	0	0	0
			Prostitution	0	0	0
			Prostitution Assisting/Promoting	0	0	0
			Purchasing Prostitution	0	0	0
			Weapon Law Violations	0	0	0
			Total Group A Offenses	88	33	18
						0

Crime in Tennessee 2017

(*) Offenses are counted using the FBI Units of Count for Crime

(**) The 'Arrests' column shows arrests made for incidents during the selected period, regardless of arrest date. Arrest counts for the same period may change over time.

Tennessee State Fire Marshal - NIBRS Agency Crime Overview - 2017

2016 Population Estimate		N/A	Offenses (*)		Arrests (**)	
Offense Overview			Reported	Cleared	Adult	Juvenile
Group A Offenses						
Crimes Against Persons						
Offense Total	2	Murder	0	0	0	0
Number Cleared	0	Negligent Manslaughter	0	0	0	0
Percent Cleared	0.00 %	Negligent Vehicular Manslaughter	0	0	0	0
Group A Crimes per 100,000 population	N/A	Kidnapping/Abduction	0	0	0	0
		Forcible Rape	0	0	0	0
		Forcible Sodomy	0	0	0	0
		Sexual Assault W/Object	0	0	0	0
		Forcible Fondling	0	0	0	0
Arrest Overview		Incest	0	0	0	0
Total Arrests	0	Statutory Rape	0	0	0	0
Adult Arrests	0	Aggravated Assault	0	0	0	0
Juvenile Arrests	0	Simple Assault	0	0	0	0
Unknown Age	0	Intimidation	0	0	0	0
Arrests per 100,000 population	N/A	Stalking	0	0	0	0
		Commercial Sex Acts	0	0	0	0
Average number offenses/incident	1.00	Involuntary Servitude	0	0	0	0
		Crimes Against Property				
Domestic Violence Victims		Arson	2	0	0	0
Offense	Reported	Cleared	Bribery	0	0	0
Murder	0	0	Burglary	0	0	0
Aggravated Assault	0	0	Counterfeiting/Forgery	0	0	0
Simple Assault	0	0	Destruction/Damage/Vandalism	0	0	0
Intimidation	0	0	Embezzlement	0	0	0
Stalking	0	0	Extortion/Blackmail	0	0	0
Forcible Rape	0	0	Fraud - False Pretenses	0	0	0
Forcible Sodomy	0	0	Fraud - Credit Card/ATM	0	0	0
Sexual Assault W/Object	0	0	Fraud - Impersonation	0	0	0
Forcible Fondling	0	0	Fraud - Welfare	0	0	0
Incest	0	0	Fraud - Wire	0	0	0
Statutory Rape	0	0	Fraud - Identity Theft	0	0	0
Kidnapping/Abduction	0	0	Fraud - Computer Hacking/Invasion	0	0	0
Commercial Sex Acts	0	0	Robbery	0	0	0
Involuntary Servitude	0	0	Theft - Pocket-picking	0	0	0
Total	0	0	Theft - Purse Snatching	0	0	0
			Theft - Shoplifting	0	0	0
Group B Arrests			Theft From Building	0	0	0
Offense	Adult	Juvenile	Theft From Coin Machine	0	0	0
Bad Checks	0	0	Theft From Motor Vehicle	0	0	0
Curfew/Vagrancy	0	0	Theft of Motor Vehicle Parts	0	0	0
Disorderly Conduct	0	0	Theft - All Other Larceny	0	0	0
DUI	0	0	Motor Vehicle Theft	0	0	0
Drunkenness	0	0	Stolen Property Offenses	0	0	0
Family-Non Violent	0	0	Crimes Against Society			
Liquor Law Violations	0	0	Animal Cruelty	0	0	0
Peeping Tom	0	0	Drug/Narcotic Violations	0	0	0
Trespass	0	0	Drug/Narcotic Equipment Violations	0	0	0
All Other Offenses	0	0	Gambling - Betting/Wagering	0	0	0
Total Group B	0	0	Gambling - Operating/Promoting	0	0	0
			Gambling - Equipment Violations	0	0	0
			Gambling - Sports Tampering	0	0	0
			Pornography/Obscene Material	0	0	0
			Prostitution	0	0	0
			Prostitution Assisting/Promoting	0	0	0
			Purchasing Prostitution	0	0	0
			Weapon Law Violations	0	0	0
			Total Group A Offenses	2	0	0

Crime in Tennessee 2017

(*) Offenses are counted using the FBI Units of Count for Crime

(**) The 'Arrests' column shows arrests made for incidents during the selected period, regardless of arrest date. Arrest counts for the same period may change over time.

TWRA-Crossville - NIBRS Agency Crime Overview - 2017

2016 Population Estimate	N/A	Offenses (*)		Arrests (**)		
		Reported	Cleared	Adult	Juvenile	
Offense Overview		Group A Offenses				
		Crimes Against Persons				
Offense Total	6	Murder	0	0	0	0
Number Cleared	5	Negligent Manslaughter	0	0	0	0
Percent Cleared	83.33 %	Negligent Vehicular Manslaughter	0	0	0	0
Group A Crimes per 100,000 population	N/A	Kidnapping/Abduction	0	0	0	0
		Forcible Rape	0	0	0	0
		Forcible Sodomy	0	0	0	0
		Sexual Assault W/Object	0	0	0	0
Arrest Overview		Forcible Fondling	0	0	0	0
Total Arrests	22	Incest	0	0	0	0
Adult Arrests	21	Statutory Rape	0	0	0	0
Juvenile Arrests	1	Aggravated Assault	1	1	1	0
Unknown Age	0	Simple Assault	1	0	0	0
Arrests per 100,000 population	N/A	Intimidation	0	0	0	0
		Stalking	0	0	0	0
		Commercial Sex Acts	0	0	0	0
Average number offenses/incident	1.00	Involuntary Servitude	0	0	0	0
		Crimes Against Property				
Domestic Violence Victims		Arson	0	0	0	0
Offense	Reported	Cleared	Bribery	0	0	0
Murder	0	0	Burglary	0	0	0
Aggravated Assault	1	1	Counterfeiting/Forgery	0	0	0
Simple Assault	1	0	Destruction/Damage/Vandalism	0	0	0
Intimidation	0	0	Embezzlement	0	0	0
Stalking	0	0	Extortion/Blackmail	0	0	0
Forcible Rape	0	0	Fraud - False Pretenses	0	0	0
Forcible Sodomy	0	0	Fraud - Credit Card/ATM	0	0	0
Sexual Assault W/Object	0	0	Fraud - Impersonation	0	0	0
Forcible Fondling	0	0	Fraud - Welfare	0	0	0
Incest	0	0	Fraud - Wire	0	0	0
Statutory Rape	0	0	Fraud - Identity Theft	0	0	0
Kidnapping/Abduction	0	0	Fraud - Computer Hacking/Invasion	0	0	0
Commercial Sex Acts	0	0	Robbery	0	0	0
Involuntary Servitude	0	0	Theft - Pocket-picking	0	0	0
Total	2	1	Theft - Purse Snatching	0	0	0
			Theft - Shoplifting	0	0	0
Group B Arrests			Theft From Building	0	0	0
Offense	Adult	Juvenile	Theft From Coin Machine	0	0	0
Bad Checks	0	0	Theft From Motor Vehicle	0	0	0
Curfew/Vagrancy	0	0	Theft of Motor Vehicle Parts	0	0	0
Disorderly Conduct	0	0	Theft - All Other Larceny	0	0	0
DUI	6	0	Motor Vehicle Theft	0	0	0
Drunkenness	0	0	Stolen Property Offenses	0	0	0
Family-Non Violent	0	0	Crimes Against Society			
Liquor Law Violations	0	0	Animal Cruelty	0	0	0
Peeping Tom	0	0	Drug/Narcotic Violations	4	4	4
Trespass	1	0	Drug/Narcotic Equipment Violations	0	0	0
All Other Offenses	9	1	Gambling - Betting/Wagering	0	0	0
Total Group B	16	1	Gambling - Operating/Promoting	0	0	0
			Gambling - Equipment Violations	0	0	0
			Gambling - Sports Tampering	0	0	0
			Pornography/Obscene Material	0	0	0
			Prostitution	0	0	0
			Prostitution Assisting/Promoting	0	0	0
			Purchasing Prostitution	0	0	0
			Weapon Law Violations	0	0	0
			Total Group A Offenses	6	5	5

Crime in Tennessee 2017

(*) Offenses are counted using the FBI Units of Count for Crime

(**) The 'Arrests' column shows arrests made for incidents during the selected period, regardless of arrest date. Arrest counts for the same period may change over time.

TWRA-Jackson - NIBRS Agency Crime Overview - 2017

2016 Population Estimate	N/A	Offenses (*)		Arrests (**)		
		Reported	Cleared	Adult	Juvenile	
Offense Overview		Group A Offenses				
		Crimes Against Persons				
Offense Total	10	Murder	0	0	0	0
Number Cleared	10	Negligent Manslaughter	0	0	0	0
Percent Cleared	100.00 %	Negligent Vehicular Manslaughter	0	0	0	0
Group A Crimes per 100,000 population	N/A	Kidnapping/Abduction	0	0	0	0
		Forcible Rape	0	0	0	0
		Forcible Sodomy	0	0	0	0
		Sexual Assault W/Object	0	0	0	0
Arrest Overview		Forcible Fondling	0	0	0	0
Total Arrests	12	Incest	0	0	0	0
Adult Arrests	12	Statutory Rape	0	0	0	0
Juvenile Arrests	0	Aggravated Assault	8	8	1	0
Unknown Age	0	Simple Assault	0	0	0	0
Arrests per 100,000 population	N/A	Intimidation	0	0	0	0
		Stalking	0	0	0	0
		Commercial Sex Acts	0	0	0	0
Average number offenses/incident	5.00	Involuntary Servitude	0	0	0	0
		Crimes Against Property				
Domestic Violence Victims		Arson	0	0	0	0
Offense	Reported	Cleared	Bribery	0	0	0
Murder	0	0	Burglary	0	0	0
Aggravated Assault	0	0	Counterfeiting/Forgery	0	0	0
Simple Assault	0	0	Destruction/Damage/Vandalism	0	0	0
Intimidation	0	0	Embezzlement	0	0	0
Stalking	0	0	Extortion/Blackmail	0	0	0
Forcible Rape	0	0	Fraud - False Pretenses	0	0	0
Forcible Sodomy	0	0	Fraud - Credit Card/ATM	0	0	0
Sexual Assault W/Object	0	0	Fraud - Impersonation	0	0	0
Forcible Fondling	0	0	Fraud - Welfare	0	0	0
Incest	0	0	Fraud - Wire	0	0	0
Statutory Rape	0	0	Fraud - Identity Theft	0	0	0
Kidnapping/Abduction	0	0	Fraud - Computer Hacking/Invasion	0	0	0
Commercial Sex Acts	0	0	Robbery	0	0	0
Involuntary Servitude	0	0	Theft - Pocket-picking	0	0	0
Total	0	0	Theft - Purse Snatching	0	0	0
			Theft - Shoplifting	0	0	0
Group B Arrests			Theft From Building	0	0	0
Offense	Adult	Juvenile	Theft From Coin Machine	0	0	0
Bad Checks	0	0	Theft From Motor Vehicle	0	0	0
Curfew/Vagrancy	0	0	Theft of Motor Vehicle Parts	0	0	0
Disorderly Conduct	0	0	Theft - All Other Larceny	0	0	0
DUI	2	0	Motor Vehicle Theft	0	0	0
Drunkenness	0	0	Stolen Property Offenses	0	0	0
Family-Non Violent	0	0	Crimes Against Society			
Liquor Law Violations	0	0	Animal Cruelty	0	0	0
Peeping Tom	0	0	Drug/Narcotic Violations	1	1	1
Trespass	0	0	Drug/Narcotic Equipment Violations	1	1	0
All Other Offenses	8	0	Gambling - Betting/Wagering	0	0	0
Total Group B	10	0	Gambling - Operating/Promoting	0	0	0
			Gambling - Equipment Violations	0	0	0
			Gambling - Sports Tampering	0	0	0
			Pornography/Obscene Material	0	0	0
			Prostitution	0	0	0
			Prostitution Assisting/Promoting	0	0	0
			Purchasing Prostitution	0	0	0
			Weapon Law Violations	0	0	0
			Total Group A Offenses	10	10	2

Crime in Tennessee 2017

(*) Offenses are counted using the FBI Units of Count for Crime

(**) The 'Arrests' column shows arrests made for incidents during the selected period, regardless of arrest date. Arrest counts for the same period may change over time.

TWRA-Morristown - NIBRS Agency Crime Overview - 2017

2016 Population Estimate	N/A	Offenses (*)		Arrests (**)			
		Reported	Cleared	Adult	Juvenile		
Offense Overview		Group A Offenses					
		Crimes Against Persons					
Offense Total	72	Murder	0	0	0	0	
Number Cleared	72	Negligent Manslaughter	0	0	0	0	
Percent Cleared	100.00 %	Negligent Vehicular Manslaughter	0	0	0	0	
Group A Crimes per 100,000 population	N/A	Kidnapping/Abduction	0	0	0	0	
		Forcible Rape	0	0	0	0	
		Forcible Sodomy	0	0	0	0	
		Sexual Assault W/Object	0	0	0	0	
Arrest Overview		Forcible Fondling	0	0	0	0	
Total Arrests	122	Incest	0	0	0	0	
Adult Arrests	120	Statutory Rape	0	0	0	0	
Juvenile Arrests	2	Aggravated Assault	0	0	0	0	
Unknown Age	0	Simple Assault	0	0	0	0	
Arrests per 100,000 population	N/A	Intimidation	0	0	0	0	
		Stalking	0	0	0	0	
		Commercial Sex Acts	0	0	0	0	
Average number offenses/incident	1.60	Involuntary Servitude	0	0	0	0	
		Crimes Against Property					
Domestic Violence Victims		Arson	0	0	0	0	
Offense	Reported	Cleared	Bribery	0	0	0	0
Murder	0	0	Burglary	0	0	0	0
Aggravated Assault	0	0	Counterfeiting/Forgery	0	0	0	0
Simple Assault	0	0	Destruction/Damage/Vandalism	0	0	0	0
Intimidation	0	0	Embezzlement	0	0	0	0
Stalking	0	0	Extortion/Blackmail	0	0	0	0
Forcible Rape	0	0	Fraud - False Pretenses	0	0	0	0
Forcible Sodomy	0	0	Fraud - Credit Card/ATM	0	0	0	0
Sexual Assault W/Object	0	0	Fraud - Impersonation	0	0	0	0
Forcible Fondling	0	0	Fraud - Welfare	0	0	0	0
Incest	0	0	Fraud - Wire	0	0	0	0
Statutory Rape	0	0	Fraud - Identity Theft	0	0	0	0
Kidnapping/Abduction	0	0	Fraud - Computer Hacking/Invasion	0	0	0	0
Commercial Sex Acts	0	0	Robbery	0	0	0	0
Involuntary Servitude	0	0	Theft - Pocket-picking	0	0	0	0
Total	0	0	Theft - Purse Snatching	0	0	0	0
			Theft - Shoplifting	0	0	0	0
Group B Arrests			Theft From Building	0	0	0	0
Offense	Adult	Juvenile	Theft From Coin Machine	0	0	0	0
Bad Checks	0	0	Theft From Motor Vehicle	0	0	0	0
Curfew/Vagrancy	0	0	Theft of Motor Vehicle Parts	0	0	0	0
Disorderly Conduct	0	0	Theft - All Other Larceny	0	0	0	0
DUI	20	0	Motor Vehicle Theft	1	1	0	0
Drunkenness	2	0	Stolen Property Offenses	0	0	0	0
Family-Non Violent	0	0	Crimes Against Society				
Liquor Law Violations	7	0	Animal Cruelty	0	0	0	0
Peeping Tom	0	0	Drug/Narcotic Violations	41	41	38	2
Trespass	1	0	Drug/Narcotic Equipment Violations	27	27	2	0
All Other Offenses	47	0	Gambling - Betting/Wagering	0	0	0	0
Total Group B	77	0	Gambling - Operating/Promoting	0	0	0	0
			Gambling - Equipment Violations	0	0	0	0
			Gambling - Sports Tampering	0	0	0	0
			Pornography/Obscene Material	0	0	0	0
			Prostitution	0	0	0	0
			Prostitution Assisting/Promoting	0	0	0	0
			Purchasing Prostitution	0	0	0	0
			Weapon Law Violations	3	3	3	0
			Total Group A Offenses	72	72	43	2

Crime in Tennessee 2017

(*) Offenses are counted using the FBI Units of Count for Crime

(**) The 'Arrests' column shows arrests made for incidents during the selected period, regardless of arrest date. Arrest counts for the same period may change over time.

TWRA-Nashville - NIBRS Agency Crime Overview - 2017

2016 Population Estimate		N/A	Offenses (*)		Arrests (**)	
			Reported	Cleared	Adult	Juvenile
Offense Overview			Group A Offenses			
			Crimes Against Persons			
Offense Total	149		0	0	0	0
Number Cleared	149		0	0	0	0
Percent Cleared	100.00 %		0	0	0	0
Group A Crimes per 100,000 population	N/A		0	0	0	0
			Crimes Against Property			
Arrest Overview						
Total Arrests	170		0	0	0	0
Adult Arrests	162		0	0	0	0
Juvenile Arrests	8		0	0	0	0
Unknown Age	0		0	0	0	0
Arrests per 100,000 population	N/A		0	0	0	0
Average number offenses/incident	1.22		0	0	0	0
Domestic Violence Victims						
Offense	Reported	Cleared				
Murder	0	0	0	0	0	0
Aggravated Assault	0	0	0	0	0	0
Simple Assault	0	0	0	0	0	0
Intimidation	0	0	0	0	0	0
Stalking	0	0	0	0	0	0
Forcible Rape	0	0	0	0	0	0
Forcible Sodomy	0	0	0	0	0	0
Sexual Assault W/Object	0	0	0	0	0	0
Forcible Fondling	0	0	0	0	0	0
Incest	0	0	0	0	0	0
Statutory Rape	0	0	0	0	0	0
Kidnapping/Abduction	0	0	0	0	0	0
Commercial Sex Acts	0	0	0	0	0	0
Involuntary Servitude	0	0	0	0	0	0
Total	0	0				
Group B Arrests						
Offense	Adult	Juvenile				
Bad Checks	0	0	0	0	0	0
Curfew/Vagrancy	0	0	0	0	0	0
Disorderly Conduct	0	0	0	0	0	0
DUI	11	0	0	0	0	0
Drunkenness	0	0	0	0	0	0
Family-Non Violent	0	0	0	0	0	0
Liquor Law Violations	0	0	0	0	0	0
Peeping Tom	0	0	0	0	0	0
Trespass	0	0	0	0	0	0
All Other Offenses	33	4	0	0	0	0
Total Group B	44	4				
			Crimes Against Society			
			Animal Cruelty			
			Drug/Narcotic Violations			
			Drug/Narcotic Equipment Violations			
			Gambling - Betting/Wagering			
			Gambling - Operating/Promoting			
			Gambling - Equipment Violations			
			Gambling - Sports Tampering			
			Pornography/Obscene Material			
			Prostitution			
			Prostitution Assisting/Promoting			
			Purchasing Prostitution			
			Weapon Law Violations			
			Total Group A Offenses			
			149		149	
					118	
					4	

Crime in Tennessee 2017

(*) Offenses are counted using the FBI Units of Count for Crime

(**) The 'Arrests' column shows arrests made for incidents during the selected period, regardless of arrest date. Arrest counts for the same period may change over time.



**CRIME IN
TENNESSEE**
2017

**DRUG TASK
FORCES**

2nd Judicial Drug Task Force - NIBRS Agency Crime Overview - 2017

2016 Population Estimate		N/A	Offenses (*)		Arrests (**)	
			Reported	Cleared	Adult	Juvenile
Offense Overview			Group A Offenses			
			Crimes Against Persons			
Offense Total	32		0	0	0	0
Number Cleared	11		0	0	0	0
Percent Cleared	34.38 %		0	0	0	0
Group A Crimes per 100,000 population	N/A		0	0	0	0
			Crimes Against Property			
Arrest Overview						
Total Arrests	29		0	0	0	0
Adult Arrests	29		0	0	0	0
Juvenile Arrests	0		0	0	0	0
Unknown Age	0		0	0	0	0
Arrests per 100,000 population	N/A		0	0	0	0
Average number offenses/incident	1.39		0	0	0	0
Domestic Violence Victims						
Offense	Reported	Cleared				
Murder	0	0	0	0	0	0
Aggravated Assault	0	0	0	0	0	0
Simple Assault	0	0	0	0	0	0
Intimidation	0	0	1	0	0	0
Stalking	0	0	0	0	0	0
Forcible Rape	0	0	0	0	0	0
Forcible Sodomy	0	0	0	0	0	0
Sexual Assault W/Object	0	0	0	0	0	0
Forcible Fondling	0	0	0	0	0	0
Incest	0	0	0	0	0	0
Statutory Rape	0	0	0	0	0	0
Kidnapping/Abduction	0	0	0	0	0	0
Commercial Sex Acts	0	0	0	0	0	0
Involuntary Servitude	0	0	0	0	0	0
Total	0	0				
Group B Arrests						
Offense	Adult	Juvenile				
Bad Checks	1	0	0	0	0	0
Curfew/Vagrancy	0	0	0	0	0	0
Disorderly Conduct	0	0	0	0	0	0
DUI	0	0	0	0	0	0
Drunkenness	0	0	0	0	0	0
Family-Non Violent	0	0	0	0	0	0
Liquor Law Violations	0	0	0	0	0	0
Peeping Tom	0	0	0	0	0	0
Trespass	0	0	0	0	0	0
All Other Offenses	24	0	0	0	0	0
Total Group B	25	0				
			Crimes Against Society			
			Animal Cruelty			
			Drug/Narcotic Violations			
			Drug/Narcotic Equipment Violations			
			Gambling - Betting/Wagering			
			Gambling - Operating/Promoting			
			Gambling - Equipment Violations			
			Gambling - Sports Tampering			
			Pornography/Obscene Material			
			Prostitution			
			Prostitution Assisting/Promoting			
			Purchasing Prostitution			
			Weapon Law Violations			
			Total Group A Offenses			
			32		11	
					4	
					0	

Crime in Tennessee 2017

(*) Offenses are counted using the FBI Units of Count for Crime

(**) The 'Arrests' column shows arrests made for incidents during the selected period, regardless of arrest date. Arrest counts for the same period may change over time.

3rd Judicial Drug Task Force - NIBRS Agency Crime Overview - 2017

2016 Population Estimate		N/A	Offenses (*)		Arrests (**)		
			Reported	Cleared	Adult	Juvenile	
Offense Overview			Group A Offenses				
Crimes Against Persons							
Offense Total	204		0	0	0	0	
Number Cleared	76		0	0	0	0	
Percent Cleared	37.25 %		0	0	0	0	
Group A Crimes per 100,000 population	N/A		0	0	0	0	
Arrest Overview			Crimes Against Property				
Total Arrests	55		0	0	0	0	
Adult Arrests	55		0	0	0	0	
Juvenile Arrests	0		0	0	0	0	
Unknown Age	0		0	0	0	0	
Arrests per 100,000 population	N/A		0	0	0	0	
Average number offenses/incident	1.79		0	0	0	0	
Domestic Violence Victims			Crimes Against Society				
Offense	Reported	Cleared	Arson	0	0	0	0
Murder	0	0	Bribery	0	0	0	0
Aggravated Assault	0	0	Burglary	0	0	0	0
Simple Assault	0	0	Counterfeiting/Forgery	0	0	0	0
Intimidation	0	0	Destruction/Damage/Vandalism	0	0	0	0
Stalking	0	0	Embezzlement	0	0	0	0
Forcible Rape	0	0	Extortion/Blackmail	0	0	0	0
Forcible Sodomy	0	0	Fraud - False Pretenses	9	7	7	0
Sexual Assault W/Object	0	0	Fraud - Credit Card/ATM	0	0	0	0
Forcible Fondling	0	0	Fraud - Impersonation	0	0	0	0
Incest	0	0	Fraud - Welfare	0	0	0	0
Statutory Rape	0	0	Fraud - Wire	0	0	0	0
Kidnapping/Abduction	0	0	Fraud - Identity Theft	0	0	0	0
Commercial Sex Acts	0	0	Fraud - Computer Hacking/Invasion	0	0	0	0
Involuntary Servitude	0	0	Robbery	0	0	0	0
Total	0	0	Theft - Pocket-picking	0	0	0	0
Group B Arrests			Theft - Purse Snatching	0	0	0	0
Offense	Adult	Juvenile	Theft - Shoplifting	0	0	0	0
Bad Checks	0	0	Theft From Building	0	0	0	0
Curfew/Vagrancy	0	0	Theft From Coin Machine	0	0	0	0
Disorderly Conduct	0	0	Theft From Motor Vehicle	0	0	0	0
DUI	0	0	Theft of Motor Vehicle Parts	0	0	0	0
Drunkenness	0	0	Theft - All Other Larceny	1	1	1	0
Family-Non Violent	0	0	Motor Vehicle Theft	0	0	0	0
Liquor Law Violations	0	0	Stolen Property Offenses	0	0	0	0
Peeping Tom	0	0	Crimes Against Society				
Trespass	0	0	Animal Cruelty	0	0	0	0
All Other Offenses	3	0	Drug/Narcotic Violations	104	32	42	0
Total Group B	3	0	Drug/Narcotic Equipment Violations	81	29	2	0
			Gambling - Betting/Wagering	0	0	0	0
			Gambling - Operating/Promoting	0	0	0	0
			Gambling - Equipment Violations	0	0	0	0
			Gambling - Sports Tampering	0	0	0	0
			Pornography/Obscene Material	0	0	0	0
			Prostitution	0	0	0	0
			Prostitution Assisting/Promoting	0	0	0	0
			Purchasing Prostitution	1	0	0	0
			Weapon Law Violations	8	7	0	0
			Total Group A Offenses	204	76	52	0

Crime in Tennessee 2017

(*) Offenses are counted using the FBI Units of Count for Crime

(**) The 'Arrests' column shows arrests made for incidents during the selected period, regardless of arrest date. Arrest counts for the same period may change over time.

4th Judicial Drug Task Force - NIBRS Agency Crime Overview - 2017

2016 Population Estimate		N/A	Offenses (*)		Arrests (**)		
			Reported	Cleared	Adult	Juvenile	
Offense Overview			Group A Offenses				
Crimes Against Persons							
Offense Total	206		0	0	0	0	
Number Cleared	21		0	0	0	0	
Percent Cleared	10.19 %		0	0	0	0	
Group A Crimes per 100,000 population	N/A		0	0	0	0	
Arrest Overview			Crimes Against Property				
Total Arrests	10		0	0	0	0	
Adult Arrests	10		0	0	0	0	
Juvenile Arrests	0		0	0	0	0	
Unknown Age	0		0	0	0	0	
Arrests per 100,000 population	N/A		0	0	0	0	
Average number offenses/incident	1.02		0	0	0	0	
Domestic Violence Victims			Crimes Against Society				
Offense	Reported	Cleared	Arson	0	0	0	0
Murder	0	0	Bribery	0	0	0	0
Aggravated Assault	0	0	Burglary	0	0	0	0
Simple Assault	0	0	Counterfeiting/Forgery	1	1	1	0
Intimidation	0	0	Destruction/Damage/Vandalism	0	0	0	0
Stalking	0	0	Embezzlement	0	0	0	0
Forcible Rape	0	0	Extortion/Blackmail	0	0	0	0
Forcible Sodomy	0	0	Fraud - False Pretenses	0	0	0	0
Sexual Assault W/Object	0	0	Fraud - Credit Card/ATM	0	0	0	0
Forcible Fondling	0	0	Fraud - Impersonation	0	0	0	0
Incest	0	0	Fraud - Welfare	0	0	0	0
Statutory Rape	0	0	Fraud - Wire	0	0	0	0
Kidnapping/Abduction	0	0	Fraud - Identity Theft	0	0	0	0
Commercial Sex Acts	0	0	Fraud - Computer Hacking/Invasion	0	0	0	0
Involuntary Servitude	0	0	Robbery	0	0	0	0
Total	0	0	Theft - Pocket-picking	0	0	0	0
Group B Arrests			Theft - Purse Snatching	0	0	0	0
Offense	Adult	Juvenile	Theft - Shoplifting	0	0	0	0
Bad Checks	0	0	Theft From Building	0	0	0	0
Curfew/Vagrancy	0	0	Theft From Coin Machine	0	0	0	0
Disorderly Conduct	0	0	Theft From Motor Vehicle	0	0	0	0
DUI	0	0	Theft of Motor Vehicle Parts	0	0	0	0
Drunkenness	0	0	Theft - All Other Larceny	1	0	0	0
Family-Non Violent	0	0	Motor Vehicle Theft	0	0	0	0
Liquor Law Violations	0	0	Stolen Property Offenses	0	0	0	0
Peeping Tom	0	0	Crimes Against Society				
Trespass	0	0	Animal Cruelty	0	0	0	0
All Other Offenses	0	0	Drug/Narcotic Violations	199	20	9	0
Total Group B	0	0	Drug/Narcotic Equipment Violations	1	0	0	0
			Gambling - Betting/Wagering	0	0	0	0
			Gambling - Operating/Promoting	0	0	0	0
			Gambling - Equipment Violations	0	0	0	0
			Gambling - Sports Tampering	0	0	0	0
			Pornography/Obscene Material	0	0	0	0
			Prostitution	0	0	0	0
			Prostitution Assisting/Promoting	0	0	0	0
			Purchasing Prostitution	0	0	0	0
			Weapon Law Violations	4	0	0	0
			Total Group A Offenses	206	21	10	0

Crime in Tennessee 2017

(*) Offenses are counted using the FBI Units of Count for Crime

(**) The 'Arrests' column shows arrests made for incidents during the selected period, regardless of arrest date. Arrest counts for the same period may change over time.

5th Judicial Drug Task Force - NIBRS Agency Crime Overview - 2017

2016 Population Estimate		N/A	Offenses (*)		Arrests (**)		
			Reported	Cleared	Adult	Juvenile	
Offense Overview			Group A Offenses				
Crimes Against Persons							
Offense Total	501		0	0	0	0	
Number Cleared	291		0	0	0	0	
Percent Cleared	58.08 %		0	0	0	0	
Group A Crimes per 100,000 population	N/A		0	0	0	0	
Arrest Overview			Crimes Against Property				
Total Arrests	226		0	0	0	0	
Adult Arrests	224		0	0	0	0	
Juvenile Arrests	2		0	0	0	0	
Unknown Age	0		0	0	0	0	
Arrests per 100,000 population	N/A		0	0	0	0	
Average number offenses/incident	1.40		0	0	0	0	
Domestic Violence Victims			Crimes Against Society				
Offense	Reported	Cleared	Arson	0	0	0	0
Murder	0	0	Bribery	0	0	0	0
Aggravated Assault	0	0	Burglary	0	0	0	0
Simple Assault	0	0	Counterfeiting/Forgery	5	4	1	0
Intimidation	0	0	Destruction/Damage/Vandalism	0	0	0	0
Stalking	0	0	Embezzlement	0	0	0	0
Forcible Rape	0	0	Extortion/Blackmail	0	0	0	0
Forcible Sodomy	0	0	Fraud - False Pretenses	28	11	8	0
Sexual Assault W/Object	0	0	Fraud - Credit Card/ATM	0	0	0	0
Forcible Fondling	0	0	Fraud - Impersonation	1	0	0	0
Incest	0	0	Fraud - Welfare	1	0	0	0
Statutory Rape	0	0	Fraud - Wire	0	0	0	0
Kidnapping/Abduction	0	0	Fraud - Identity Theft	0	0	0	0
Commercial Sex Acts	0	0	Fraud - Computer Hacking/Invasion	0	0	0	0
Involuntary Servitude	0	0	Robbery	0	0	0	0
Total	0	0	Theft - Pocket-picking	0	0	0	0
Group B Arrests			Theft - Purse Snatching	0	0	0	0
Offense	Adult	Juvenile	Theft - Shoplifting	0	0	0	0
Bad Checks	0	0	Theft From Building	0	0	0	0
Curfew/Vagrancy	0	0	Theft From Coin Machine	0	0	0	0
Disorderly Conduct	0	0	Theft From Motor Vehicle	0	0	0	0
DUI	0	0	Theft of Motor Vehicle Parts	0	0	0	0
Drunkenness	0	0	Theft - All Other Larceny	0	0	0	0
Family-Non Violent	0	0	Motor Vehicle Theft	0	0	0	0
Liquor Law Violations	0	0	Stolen Property Offenses	0	0	0	0
Peeping Tom	0	0	Crimes Against Society				
Trespass	0	0	Animal Cruelty	0	0	0	0
All Other Offenses	5	0	Drug/Narcotic Violations	301	165	181	2
Total Group B	5	0	Drug/Narcotic Equipment Violations	141	92	25	0
			Gambling - Betting/Wagering	0	0	0	0
			Gambling - Operating/Promoting	0	0	0	0
			Gambling - Equipment Violations	0	0	0	0
			Gambling - Sports Tampering	0	0	0	0
			Pornography/Obscene Material	0	0	0	0
			Prostitution	0	0	0	0
			Prostitution Assisting/Promoting	0	0	0	0
			Purchasing Prostitution	0	0	0	0
			Weapon Law Violations	24	19	4	0
			Total Group A Offenses	501	291	219	2

Crime in Tennessee 2017

(*) Offenses are counted using the FBI Units of Count for Crime

(**) The 'Arrests' column shows arrests made for incidents during the selected period, regardless of arrest date. Arrest counts for the same period may change over time.

7th Judicial District Crime Task Force - NIBRS Agency Crime Overview - 2017

2016 Population Estimate		N/A	Offenses (*)		Arrests (**)		
			Reported	Cleared	Adult	Juvenile	
Offense Overview			Group A Offenses				
Crimes Against Persons							
Offense Total	120		0	0	0	0	
Number Cleared	56		0	0	0	0	
Percent Cleared	46.67 %		0	0	0	0	
Group A Crimes per 100,000 population	N/A		0	0	0	0	
Arrest Overview			Crimes Against Property				
Total Arrests	55		0	0	0	0	
Adult Arrests	55		0	0	0	0	
Juvenile Arrests	0		0	0	0	0	
Unknown Age	0		0	0	0	0	
Arrests per 100,000 population	N/A		0	0	0	0	
Average number offenses/incident	1.50		0	0	0	0	
Domestic Violence Victims			Crimes Against Society				
Offense	Reported	Cleared	Arson	0	0	0	0
Murder	0	0	Bribery	0	0	0	0
Aggravated Assault	0	0	Burglary	0	0	0	0
Simple Assault	0	0	Counterfeiting/Forgery	0	0	0	0
Intimidation	0	0	Destruction/Damage/Vandalism	0	0	0	0
Stalking	0	0	Embezzlement	0	0	0	0
Forcible Rape	0	0	Extortion/Blackmail	0	0	0	0
Forcible Sodomy	0	0	Fraud - False Pretenses	0	0	0	0
Sexual Assault W/Object	0	0	Fraud - Credit Card/ATM	0	0	0	0
Forcible Fondling	0	0	Fraud - Impersonation	0	0	0	0
Incest	0	0	Fraud - Welfare	0	0	0	0
Statutory Rape	0	0	Fraud - Wire	0	0	0	0
Kidnapping/Abduction	0	0	Fraud - Identity Theft	0	0	0	0
Commercial Sex Acts	0	0	Fraud - Computer Hacking/Invasion	0	0	0	0
Involuntary Servitude	0	0	Robbery	0	0	0	0
Total	0	0	Theft - Pocket-picking	0	0	0	0
Group B Arrests			Theft - Purse Snatching	0	0	0	0
Offense	Adult	Juvenile	Theft - Shoplifting	17	17	17	0
Bad Checks	0	0	Theft From Building	0	0	0	0
Curfew/Vagrancy	0	0	Theft From Coin Machine	0	0	0	0
Disorderly Conduct	0	0	Theft From Motor Vehicle	0	0	0	0
DUI	0	0	Theft of Motor Vehicle Parts	0	0	0	0
Drunkenness	1	0	Theft - All Other Larceny	0	0	0	0
Family-Non Violent	0	0	Motor Vehicle Theft	0	0	0	0
Liquor Law Violations	6	0	Stolen Property Offenses	0	0	0	0
Peeping Tom	0	0	Crimes Against Society				
Trespass	0	0	Animal Cruelty	0	0	0	0
All Other Offenses	7	0	Drug/Narcotic Violations	60	20	24	0
Total Group B	14	0	Drug/Narcotic Equipment Violations	33	17	0	0
			Gambling - Betting/Wagering	0	0	0	0
			Gambling - Operating/Promoting	0	0	0	0
			Gambling - Equipment Violations	0	0	0	0
			Gambling - Sports Tampering	0	0	0	0
			Pornography/Obscene Material	0	0	0	0
			Prostitution	0	0	0	0
			Prostitution Assisting/Promoting	0	0	0	0
			Purchasing Prostitution	0	0	0	0
			Weapon Law Violations	10	2	0	0
			Total Group A Offenses	120	56	41	0

Crime in Tennessee 2017

(*) Offenses are counted using the FBI Units of Count for Crime

(**) The 'Arrests' column shows arrests made for incidents during the selected period, regardless of arrest date. Arrest counts for the same period may change over time.

8th Judicial Drug Task Force - NIBRS Agency Crime Overview - 2017

2016 Population Estimate		N/A	Offenses (*)		Arrests (**)	
			Reported	Cleared	Adult	Juvenile
Offense Overview			Group A Offenses			
			Crimes Against Persons			
Offense Total	92		0	0	0	0
Number Cleared	18		0	0	0	0
Percent Cleared	19.57 %		0	0	0	0
Group A Crimes per 100,000 population	N/A		0	0	0	0
			Crimes Against Property			
Arrest Overview						
Total Arrests	14		0	0	0	0
Adult Arrests	14		0	0	0	0
Juvenile Arrests	0		0	0	0	0
Unknown Age	0		0	0	0	0
Arrests per 100,000 population	N/A		0	0	0	0
Average number offenses/incident	1.06		0	0	0	0
Domestic Violence Victims						
Offense	Reported	Cleared				
Murder	0	0	0	0	0	0
Aggravated Assault	0	0	0	0	0	0
Simple Assault	0	0	0	0	0	0
Intimidation	0	0	0	0	0	0
Stalking	0	0	0	0	0	0
Forcible Rape	0	0	0	0	0	0
Forcible Sodomy	0	0	0	0	0	0
Sexual Assault W/Object	0	0	0	0	0	0
Forcible Fondling	0	0	0	0	0	0
Incest	0	0	0	0	0	0
Statutory Rape	0	0	0	0	0	0
Kidnapping/Abduction	0	0	0	0	0	0
Commercial Sex Acts	0	0	0	0	0	0
Involuntary Servitude	0	0	0	0	0	0
Total	0	0	0	0	0	0
Group B Arrests						
Offense	Adult	Juvenile				
Bad Checks	0	0	0	0	0	0
Curfew/Vagrancy	0	0	0	0	0	0
Disorderly Conduct	0	0	0	0	0	0
DUI	0	0	0	0	0	0
Drunkenness	0	0	0	0	0	0
Family-Non Violent	0	0	0	0	0	0
Liquor Law Violations	0	0	0	0	0	0
Peeping Tom	0	0	0	0	0	0
Trespass	0	0	0	0	0	0
All Other Offenses	0	0	0	0	0	0
Total Group B	0	0	0	0	0	0
			Crimes Against Society			
			Animal Cruelty			
			Drug/Narcotic Violations			
			Drug/Narcotic Equipment Violations			
			Gambling - Betting/Wagering			
			Gambling - Operating/Promoting			
			Gambling - Equipment Violations			
			Gambling - Sports Tampering			
			Pornography/Obscene Material			
			Prostitution			
			Prostitution Assisting/Promoting			
			Purchasing Prostitution			
			Weapon Law Violations			
			Total Group A Offenses			
			92		18	
					14	
					0	

Crime in Tennessee 2017

(*) Offenses are counted using the FBI Units of Count for Crime

(**) The 'Arrests' column shows arrests made for incidents during the selected period, regardless of arrest date. Arrest counts for the same period may change over time.

9th Judicial Drug Task Force - NIBRS Agency Crime Overview - 2017

2016 Population Estimate	N/A	Offenses (*)		Arrests (**)			
		Reported	Cleared	Adult	Juvenile		
Offense Overview		Group A Offenses					
		Crimes Against Persons					
Offense Total	70	Murder	0	0	0	0	
Number Cleared	70	Negligent Manslaughter	0	0	0	0	
Percent Cleared	100.00 %	Negligent Vehicular Manslaughter	0	0	0	0	
Group A Crimes per 100,000 population	N/A	Kidnapping/Abduction	0	0	0	0	
		Forcible Rape	0	0	0	0	
		Forcible Sodomy	0	0	0	0	
		Sexual Assault W/Object	0	0	0	0	
Arrest Overview		Forcible Fondling	0	0	0	0	
Total Arrests	84	Incest	0	0	0	0	
Adult Arrests	82	Statutory Rape	0	0	0	0	
Juvenile Arrests	2	Aggravated Assault	0	0	0	0	
Unknown Age	0	Simple Assault	0	0	0	0	
Arrests per 100,000 population	N/A	Intimidation	0	0	0	0	
		Stalking	0	0	0	0	
		Commercial Sex Acts	0	0	0	0	
Average number offenses/incident	1.56	Involuntary Servitude	0	0	0	0	
		Crimes Against Property					
Domestic Violence Victims		Arson	0	0	0	0	
Offense	Reported	Cleared	Bribery	0	0	0	0
Murder	0	0	Burglary	0	0	0	0
Aggravated Assault	0	0	Counterfeiting/Forgery	0	0	0	0
Simple Assault	0	0	Destruction/Damage/Vandalism	0	0	0	0
Intimidation	0	0	Embezzlement	0	0	0	0
Stalking	0	0	Extortion/Blackmail	0	0	0	0
Forcible Rape	0	0	Fraud - False Pretenses	2	2	3	0
Forcible Sodomy	0	0	Fraud - Credit Card/ATM	0	0	0	0
Sexual Assault W/Object	0	0	Fraud - Impersonation	0	0	0	0
Forcible Fondling	0	0	Fraud - Welfare	0	0	0	0
Incest	0	0	Fraud - Wire	0	0	0	0
Statutory Rape	0	0	Fraud - Identity Theft	0	0	0	0
Kidnapping/Abduction	0	0	Fraud - Computer Hacking/Invasion	0	0	0	0
Commercial Sex Acts	0	0	Robbery	0	0	0	0
Involuntary Servitude	0	0	Theft - Pocket-picking	0	0	0	0
Total	0	0	Theft - Purse Snatching	0	0	0	0
			Theft - Shoplifting	3	3	3	0
Group B Arrests			Theft From Building	0	0	0	0
Offense	Adult	Juvenile	Theft From Coin Machine	0	0	0	0
Bad Checks	0	0	Theft From Motor Vehicle	0	0	0	0
Curfew/Vagrancy	0	0	Theft of Motor Vehicle Parts	0	0	0	0
Disorderly Conduct	0	0	Theft - All Other Larceny	0	0	0	0
DUI	0	0	Motor Vehicle Theft	0	0	0	0
Drunkenness	0	0	Stolen Property Offenses	0	0	0	0
Family-Non Violent	0	0	Crimes Against Society				
Liquor Law Violations	0	0	Animal Cruelty	0	0	0	0
Peeping Tom	0	0	Drug/Narcotic Violations	38	38	67	2
Trespass	2	0	Drug/Narcotic Equipment Violations	22	22	5	0
All Other Offenses	2	0	Gambling - Betting/Wagering	0	0	0	0
Total Group B	4	0	Gambling - Operating/Promoting	0	0	0	0
			Gambling - Equipment Violations	0	0	0	0
			Gambling - Sports Tampering	0	0	0	0
			Pornography/Obscene Material	0	0	0	0
			Prostitution	0	0	0	0
			Prostitution Assisting/Promoting	0	0	0	0
			Purchasing Prostitution	0	0	0	0
			Weapon Law Violations	5	5	0	0
			Total Group A Offenses	70	70	78	2

Crime in Tennessee 2017

(*) Offenses are counted using the FBI Units of Count for Crime

(**) The 'Arrests' column shows arrests made for incidents during the selected period, regardless of arrest date. Arrest counts for the same period may change over time.

10th Judicial Drug Task Force - NIBRS Agency Crime Overview - 2017

2016 Population Estimate		N/A	Offenses (*)		Arrests (**)					
			Reported	Cleared	Adult	Juvenile				
Offense Overview			Group A Offenses							
			Crimes Against Persons							
Offense Total	235		0	0	0	0				
Number Cleared	110		0	0	0	0				
Percent Cleared	46.81 %		0	0	0	0				
Group A Crimes per 100,000 population	N/A		0	0	0	0				
			Crimes Against Property							
Arrest Overview										
Total Arrests	64		0	0	0	0				
Adult Arrests	64		0	0	0	0				
Juvenile Arrests	0		1	1	0	0				
Unknown Age	0		0	0	0	0				
Arrests per 100,000 population	N/A		0	0	0	0				
Average number offenses/incident	1.62		0	0	0	0				
			Crimes Against Society							
Domestic Violence Victims										
Offense	Reported	Cleared								
Murder	0	0	0	0	0	0				
Aggravated Assault	0	0	0	0	0	0				
Simple Assault	0	0	0	0	0	0				
Intimidation	0	0	0	0	0	0				
Stalking	0	0	0	0	0	0				
Forcible Rape	0	0	0	0	0	0				
Forcible Sodomy	0	0	0	0	0	0				
Sexual Assault W/Object	0	0	0	0	0	0				
Forcible Fondling	0	0	0	0	0	0				
Incest	0	0	0	0	0	0				
Statutory Rape	0	0	0	0	0	0				
Kidnapping/Abduction	0	0	0	0	0	0				
Commercial Sex Acts	0	0	0	0	0	0				
Involuntary Servitude	0	0	0	0	0	0				
Total	0	0								
Group B Arrests										
Offense	Adult	Juvenile								
Bad Checks	0	0								
Curfew/Vagrancy	0	0								
Disorderly Conduct	0	0								
DUI	0	0								
Drunkenness	0	0								
Family-Non Violent	0	0								
Liquor Law Violations	0	0								
Peeping Tom	0	0								
Trespass	0	0								
All Other Offenses	0	0								
Total Group B	0	0								
			Crimes Against Society							
			Animal Cruelty							
			Drug/Narcotic Violations							
			Drug/Narcotic Equipment Violations							
			Gambling - Betting/Wagering							
			Gambling - Operating/Promoting							
			Gambling - Equipment Violations							
			Gambling - Sports Tampering							
			Pornography/Obscene Material							
			Prostitution							
			Prostitution Assisting/Promoting							
			Purchasing Prostitution							
			Weapon Law Violations							
			Total Group A Offenses							
			235		110		64		0	

Crime in Tennessee 2017

(*) Offenses are counted using the FBI Units of Count for Crime

(**) The 'Arrests' column shows arrests made for incidents during the selected period, regardless of arrest date. Arrest counts for the same period may change over time.

12th Judicial Drug Task Force - NIBRS Agency Crime Overview - 2017

2016 Population Estimate		N/A	Offenses (*)		Arrests (**)	
			Reported	Cleared	Adult	Juvenile
Offense Overview			Group A Offenses			
			Crimes Against Persons			
Offense Total	69		0	0	0	0
Number Cleared	69		0	0	0	0
Percent Cleared	100.00 %		0	0	0	0
Group A Crimes per 100,000 population	N/A		0	0	0	0
			Crimes Against Property			
Arrest Overview						
Total Arrests	65		0	0	0	0
Adult Arrests	65		0	0	0	0
Juvenile Arrests	0		0	0	0	0
Unknown Age	0		0	0	0	0
Arrests per 100,000 population	N/A		0	0	0	0
Average number offenses/incident	1.17		0	0	0	0
Domestic Violence Victims						
Offense	Reported	Cleared				
Murder	0	0	0	0	0	0
Aggravated Assault	0	0	0	0	0	0
Simple Assault	0	0	0	0	0	0
Intimidation	0	0	1	1	1	0
Stalking	0	0	1	1	0	0
Forcible Rape	0	0	1	1	3	0
Forcible Sodomy	0	0	0	0	0	0
Sexual Assault W/Object	0	0	0	0	0	0
Forcible Fondling	0	0	0	0	0	0
Incest	0	0	0	0	0	0
Statutory Rape	0	0	0	0	0	0
Kidnapping/Abduction	0	0	0	0	0	0
Commercial Sex Acts	0	0	0	0	0	0
Involuntary Servitude	0	0	0	0	0	0
Total	0	0				
Group B Arrests						
Offense	Adult	Juvenile				
Bad Checks	0	0	0	0	0	0
Curfew/Vagrancy	0	0	0	0	0	0
Disorderly Conduct	0	0	0	0	0	0
DUI	0	0	0	0	0	0
Drunkenness	0	0	0	0	0	0
Family-Non Violent	0	0	0	0	0	0
Liquor Law Violations	0	0	0	0	0	0
Peeping Tom	0	0	0	0	0	0
Trespass	0	0	0	0	0	0
All Other Offenses	0	0	0	0	0	0
Total Group B	0	0				
			Crimes Against Society			
			0	0	0	0
			50	50	50	0
			9	9	8	0
			0	0	0	0
			0	0	0	0
			0	0	0	0
			0	0	0	0
			1	1	1	0
			1	1	1	0
			1	1	0	0
			0	0	0	0
			4	4	1	0
Total Group A Offenses			69	69	65	0

Crime in Tennessee 2017

(*) Offenses are counted using the FBI Units of Count for Crime

(**) The 'Arrests' column shows arrests made for incidents during the selected period, regardless of arrest date. Arrest counts for the same period may change over time.

15th Judicial Drug Task Force - NIBRS Agency Crime Overview - 2017

2016 Population Estimate		N/A	Offenses (*)		Arrests (**)	
			Reported	Cleared	Adult	Juvenile
Offense Overview			Group A Offenses			
			Crimes Against Persons			
Offense Total	125		0	0	0	0
Number Cleared	26		0	0	0	0
Percent Cleared	20.80 %		0	0	0	0
Group A Crimes per 100,000 population	N/A		0	0	0	0
			Crimes Against Property			
Arrest Overview						
Total Arrests	15		0	0	0	0
Adult Arrests	15		0	0	0	0
Juvenile Arrests	0		0	0	0	0
Unknown Age	0		0	0	0	0
Arrests per 100,000 population	N/A		2	2	1	0
Average number offenses/incident	1.17		0	0	0	0
			Crimes Against Society			
Domestic Violence Victims						
Offense	Reported	Cleared				
Murder	0	0	0	0	0	0
Aggravated Assault	0	0	0	0	0	0
Simple Assault	0	0	0	0	0	0
Intimidation	0	0	0	0	0	0
Stalking	0	0	0	0	0	0
Forcible Rape	0	0	0	0	0	0
Forcible Sodomy	0	0	0	0	0	0
Sexual Assault W/Object	0	0	0	0	0	0
Forcible Fondling	0	0	0	0	0	0
Incest	0	0	0	0	0	0
Statutory Rape	0	0	0	0	0	0
Kidnapping/Abduction	0	0	0	0	0	0
Commercial Sex Acts	0	0	0	0	0	0
Involuntary Servitude	0	0	0	0	0	0
Total	0	0	0	0	0	0
Group B Arrests						
Offense	Adult	Juvenile				
Bad Checks	0	0	0	0	0	0
Curfew/Vagrancy	0	0	0	0	0	0
Disorderly Conduct	0	0	0	0	0	0
DUI	0	0	0	0	0	0
Drunkenness	0	0	0	0	0	0
Family-Non Violent	0	0	0	0	0	0
Liquor Law Violations	0	0	0	0	0	0
Peeping Tom	0	0	0	0	0	0
Trespass	0	0	0	0	0	0
All Other Offenses	0	0	0	0	0	0
Total Group B	0	0	0	0	0	0
			Crimes Against Society			
			Animal Cruelty			
			Drug/Narcotic Violations			
			Drug/Narcotic Equipment Violations			
			Gambling - Betting/Wagering			
			Gambling - Operating/Promoting			
			Gambling - Equipment Violations			
			Gambling - Sports Tampering			
			Pornography/Obscene Material			
			Prostitution			
			Prostitution Assisting/Promoting			
			Purchasing Prostitution			
			Weapon Law Violations			
			Total Group A Offenses			
			125		26	
					15	
					0	

Crime in Tennessee 2017

(*) Offenses are counted using the FBI Units of Count for Crime

(**) The 'Arrests' column shows arrests made for incidents during the selected period, regardless of arrest date. Arrest counts for the same period may change over time.

17th Judicial Drug Task Force - NIBRS Agency Crime Overview - 2017

2016 Population Estimate		N/A	Offenses (*)		Arrests (**)		
			Reported	Cleared	Adult	Juvenile	
Offense Overview			Group A Offenses				
			Crimes Against Persons				
Offense Total	217		Murder	0	0	0	0
Number Cleared	42		Negligent Manslaughter	0	0	0	0
Percent Cleared	19.35 %		Negligent Vehicular Manslaughter	0	0	0	0
Group A Crimes per 100,000 population	N/A		Kidnapping/Abduction	0	0	0	0
			Forcible Rape	0	0	0	0
			Forcible Sodomy	0	0	0	0
			Sexual Assault W/Object	0	0	0	0
			Forcible Fondling	0	0	0	0
Arrest Overview			Incest	0	0	0	0
Total Arrests	38		Statutory Rape	0	0	0	0
Adult Arrests	38		Aggravated Assault	0	0	0	0
Juvenile Arrests	0		Simple Assault	0	0	0	0
Unknown Age	0		Intimidation	0	0	0	0
Arrests per 100,000 population	N/A		Stalking	0	0	0	0
			Commercial Sex Acts	0	0	0	0
Average number offenses/incident	1.28		Involuntary Servitude	0	0	0	0
			Crimes Against Property				
Domestic Violence Victims			Arson	0	0	0	0
Offense	Reported	Cleared	Bribery	0	0	0	0
Murder	0	0	Burglary	0	0	0	0
Aggravated Assault	0	0	Counterfeiting/Forgery	0	0	0	0
Simple Assault	0	0	Destruction/Damage/Vandalism	0	0	0	0
Intimidation	0	0	Embezzlement	0	0	0	0
Stalking	0	0	Extortion/Blackmail	0	0	0	0
Forcible Rape	0	0	Fraud - False Pretenses	0	0	0	0
Forcible Sodomy	0	0	Fraud - Credit Card/ATM	0	0	0	0
Sexual Assault W/Object	0	0	Fraud - Impersonation	0	0	0	0
Forcible Fondling	0	0	Fraud - Welfare	0	0	0	0
Incest	0	0	Fraud - Wire	0	0	0	0
Statutory Rape	0	0	Fraud - Identity Theft	0	0	0	0
Kidnapping/Abduction	0	0	Fraud - Computer Hacking/Invasion	0	0	0	0
Commercial Sex Acts	0	0	Robbery	0	0	0	0
Involuntary Servitude	0	0	Theft - Pocket-picking	0	0	0	0
Total	0	0	Theft - Purse Snatching	0	0	0	0
			Theft - Shoplifting	0	0	0	0
Group B Arrests			Theft From Building	0	0	0	0
Offense	Adult	Juvenile	Theft From Coin Machine	0	0	0	0
Bad Checks	0	0	Theft From Motor Vehicle	0	0	0	0
Curfew/Vagrancy	0	0	Theft of Motor Vehicle Parts	0	0	0	0
Disorderly Conduct	0	0	Theft - All Other Larceny	0	0	0	0
DUI	0	0	Motor Vehicle Theft	0	0	0	0
Drunkenness	0	0	Stolen Property Offenses	0	0	0	0
Family-Non Violent	0	0	Crimes Against Society				
Liquor Law Violations	0	0	Animal Cruelty	0	0	0	0
Peeping Tom	0	0	Drug/Narcotic Violations	164	30	38	0
Trespass	0	0	Drug/Narcotic Equipment Violations	53	12	0	0
All Other Offenses	0	0	Gambling - Betting/Wagering	0	0	0	0
Total Group B	0	0	Gambling - Operating/Promoting	0	0	0	0
			Gambling - Equipment Violations	0	0	0	0
			Gambling - Sports Tampering	0	0	0	0
			Pornography/Obscene Material	0	0	0	0
			Prostitution	0	0	0	0
			Prostitution Assisting/Promoting	0	0	0	0
			Purchasing Prostitution	0	0	0	0
			Weapon Law Violations	0	0	0	0
			Total Group A Offenses	217	42	38	0

Crime in Tennessee 2017

(*) Offenses are counted using the FBI Units of Count for Crime

(**) The 'Arrests' column shows arrests made for incidents during the selected period, regardless of arrest date. Arrest counts for the same period may change over time.

18th Judicial Drug Task Force - NIBRS Agency Crime Overview - 2017

2016 Population Estimate		N/A	Offenses (*)		Arrests (**)	
			Reported	Cleared	Adult	Juvenile
Offense Overview			Group A Offenses			
			Crimes Against Persons			
Offense Total	144		0	0	0	0
Number Cleared	142		0	0	0	0
Percent Cleared	98.61 %		0	0	0	0
Group A Crimes per 100,000 population	N/A		0	0	0	0
			Crimes Against Property			
Arrest Overview						
Total Arrests	126		0	0	0	0
Adult Arrests	126		0	0	0	0
Juvenile Arrests	0		0	0	0	0
Unknown Age	0		0	0	0	0
Arrests per 100,000 population	N/A		0	0	0	0
Average number offenses/incident	1.53		0	0	0	0
Domestic Violence Victims						
Offense	Reported	Cleared				
Murder	0	0	0	0	0	0
Aggravated Assault	0	0	0	0	0	0
Simple Assault	0	0	0	0	0	0
Intimidation	0	0	0	0	0	0
Stalking	0	0	0	0	0	0
Forcible Rape	0	0	8	8	9	0
Forcible Sodomy	0	0	0	0	0	0
Sexual Assault W/Object	0	0	0	0	0	0
Forcible Fondling	0	0	0	0	0	0
Incest	0	0	0	0	0	0
Statutory Rape	0	0	0	0	0	0
Kidnapping/Abduction	0	0	0	0	0	0
Commercial Sex Acts	0	0	0	0	0	0
Involuntary Servitude	0	0	0	0	0	0
Total	0	0	0	0	0	0
Group B Arrests						
Offense	Adult	Juvenile				
Bad Checks	0	0	0	0	0	0
Curfew/Vagrancy	0	0	0	0	0	0
Disorderly Conduct	0	0	0	0	0	0
DUI	0	0	0	0	0	0
Drunkenness	0	0	0	0	0	0
Family-Non Violent	0	0	0	0	0	0
Liquor Law Violations	0	0	0	0	0	0
Peeping Tom	0	0	0	0	0	0
Trespass	0	0	0	0	0	0
All Other Offenses	9	0	0	0	0	0
Total Group B	9	0	0	0	0	0
			Crimes Against Society			
			Animal Cruelty			
			Drug/Narcotic Violations			
			Drug/Narcotic Equipment Violations			
			Gambling - Betting/Wagering			
			Gambling - Operating/Promoting			
			Gambling - Equipment Violations			
			Gambling - Sports Tampering			
			Pornography/Obscene Material			
			Prostitution			
			Prostitution Assisting/Promoting			
			Purchasing Prostitution			
			Weapon Law Violations			
			Total Group A Offenses			
			144		142	
					117	
					0	

Crime in Tennessee 2017

(*) Offenses are counted using the FBI Units of Count for Crime

(**) The 'Arrests' column shows arrests made for incidents during the selected period, regardless of arrest date. Arrest counts for the same period may change over time.

19th Judicial Drug Task Force - NIBRS Agency Crime Overview - 2017

2016 Population Estimate		N/A	Offenses (*)		Arrests (**)		
			Reported	Cleared	Adult	Juvenile	
Offense Overview			Group A Offenses				
Crimes Against Persons							
Offense Total	255		0	0	0	0	
Number Cleared	102		0	0	0	0	
Percent Cleared	40.00 %		0	0	0	0	
Group A Crimes per 100,000 population	N/A		0	0	0	0	
Arrest Overview			Crimes Against Property				
Total Arrests	74		0	0	0	0	
Adult Arrests	74		0	0	0	0	
Juvenile Arrests	0		0	0	0	0	
Unknown Age	0		0	0	0	0	
Arrests per 100,000 population	N/A		0	0	0	0	
Average number offenses/incident	1.49		0	0	0	0	
Domestic Violence Victims			Crimes Against Society				
Offense	Reported	Cleared	Arson	0	0	0	0
Murder	0	0	Bribery	0	0	0	0
Aggravated Assault	0	0	Burglary	0	0	0	0
Simple Assault	0	0	Counterfeiting/Forgery	0	0	0	0
Intimidation	0	0	Destruction/Damage/Vandalism	0	0	0	0
Stalking	0	0	Embezzlement	0	0	0	0
Forcible Rape	0	0	Extortion/Blackmail	0	0	0	0
Forcible Sodomy	0	0	Fraud - False Pretenses	0	0	0	0
Sexual Assault W/Object	0	0	Fraud - Credit Card/ATM	0	0	0	0
Forcible Fondling	0	0	Fraud - Impersonation	0	0	0	0
Incest	0	0	Fraud - Welfare	0	0	0	0
Statutory Rape	0	0	Fraud - Wire	0	0	0	0
Kidnapping/Abduction	0	0	Fraud - Identity Theft	0	0	0	0
Commercial Sex Acts	0	0	Fraud - Computer Hacking/Invasion	0	0	0	0
Involuntary Servitude	0	0	Robbery	0	0	0	0
Total	0	0	Theft - Pocket-picking	0	0	0	0
Group B Arrests			Theft - Purse Snatching	0	0	0	0
Offense	Adult	Juvenile	Theft - Shoplifting	0	0	0	0
Bad Checks	0	0	Theft From Building	0	0	0	0
Curfew/Vagrancy	0	0	Theft From Coin Machine	0	0	0	0
Disorderly Conduct	0	0	Theft From Motor Vehicle	0	0	0	0
DUI	0	0	Theft of Motor Vehicle Parts	0	0	0	0
Drunkenness	0	0	Theft - All Other Larceny	0	0	0	0
Family-Non Violent	0	0	Motor Vehicle Theft	0	0	0	0
Liquor Law Violations	0	0	Stolen Property Offenses	1	1	0	0
Peeping Tom	0	0	Crimes Against Society				
Trespass	0	0	Animal Cruelty	0	0	0	0
All Other Offenses	0	0	Drug/Narcotic Violations	168	47	72	0
Total Group B	0	0	Drug/Narcotic Equipment Violations	63	37	1	0
			Gambling - Betting/Wagering	0	0	0	0
			Gambling - Operating/Promoting	0	0	0	0
			Gambling - Equipment Violations	0	0	0	0
			Gambling - Sports Tampering	0	0	0	0
			Pornography/Obscene Material	0	0	0	0
			Prostitution	0	0	0	0
			Prostitution Assisting/Promoting	0	0	0	0
			Purchasing Prostitution	0	0	0	0
			Weapon Law Violations	23	17	1	0
			Total Group A Offenses	255	102	74	0

Crime in Tennessee 2017

(*) Offenses are counted using the FBI Units of Count for Crime

(**) The 'Arrests' column shows arrests made for incidents during the selected period, regardless of arrest date. Arrest counts for the same period may change over time.

21st Judicial Drug Task Force - NIBRS Agency Crime Overview - 2017

2016 Population Estimate		N/A	Offenses (*)		Arrests (**)	
Offense Overview			Reported	Cleared	Adult	Juvenile
Offense Total		49	0	0	0	0
Number Cleared		23	0	0	0	0
Percent Cleared		46.94 %	0	0	0	0
Group A Crimes per 100,000 population		N/A	0	0	0	0
Arrest Overview			0	0	0	0
Total Arrests		23	0	0	0	0
Adult Arrests		23	0	0	0	0
Juvenile Arrests		0	0	0	0	0
Unknown Age		0	0	0	0	0
Arrests per 100,000 population		N/A	0	0	0	0
Average number offenses/incident		1.09	0	0	0	0
Domestic Violence Victims			Crimes Against Property			
Offense	Reported	Cleared	Arson	0	0	0
Murder	0	0	Bribery	0	0	0
Aggravated Assault	0	0	Burglary	0	0	0
Simple Assault	0	0	Counterfeiting/Forgery	0	0	0
Intimidation	0	0	Destruction/Damage/Vandalism	0	0	0
Stalking	0	0	Embezzlement	0	0	0
Forcible Rape	0	0	Extortion/Blackmail	0	0	0
Forcible Sodomy	0	0	Fraud - False Pretenses	0	0	0
Sexual Assault W/Object	0	0	Fraud - Credit Card/ATM	0	0	0
Forcible Fondling	0	0	Fraud - Impersonation	0	0	0
Incest	0	0	Fraud - Welfare	0	0	0
Statutory Rape	0	0	Fraud - Wire	0	0	0
Kidnapping/Abduction	0	0	Fraud - Identity Theft	0	0	0
Commercial Sex Acts	0	0	Fraud - Computer Hacking/Invasion	0	0	0
Involuntary Servitude	0	0	Robbery	0	0	0
Total	0	0	Theft - Pocket-picking	0	0	0
Group B Arrests			Theft - Purse Snatching	0	0	0
Offense	Adult	Juvenile	Theft - Shoplifting	0	0	0
Bad Checks	0	0	Theft From Building	0	0	0
Curfew/Vagrancy	0	0	Theft From Coin Machine	0	0	0
Disorderly Conduct	0	0	Theft From Motor Vehicle	0	0	0
DUI	0	0	Theft of Motor Vehicle Parts	0	0	0
Drunkenness	0	0	Theft - All Other Larceny	0	0	0
Family-Non Violent	0	0	Motor Vehicle Theft	0	0	0
Liquor Law Violations	0	0	Stolen Property Offenses	0	0	0
Peeping Tom	0	0	Crimes Against Society			
Trespass	0	0	Animal Cruelty	0	0	0
All Other Offenses	0	0	Drug/Narcotic Violations	36	22	23
Total Group B	0	0	Drug/Narcotic Equipment Violations	13	1	0
			Gambling - Betting/Wagering	0	0	0
			Gambling - Operating/Promoting	0	0	0
			Gambling - Equipment Violations	0	0	0
			Gambling - Sports Tampering	0	0	0
			Pornography/Obscene Material	0	0	0
			Prostitution	0	0	0
			Prostitution Assisting/Promoting	0	0	0
			Purchasing Prostitution	0	0	0
			Weapon Law Violations	0	0	0
			Total Group A Offenses	49	23	23

Crime in Tennessee 2017

(*) Offenses are counted using the FBI Units of Count for Crime

(**) The 'Arrests' column shows arrests made for incidents during the selected period, regardless of arrest date. Arrest counts for the same period may change over time.

22nd Judicial Drug Task Force - NIBRS Agency Crime Overview - 2017

2016 Population Estimate		N/A	Offenses (*)		Arrests (**)	
			Reported	Cleared	Adult	Juvenile
Offense Overview			Group A Offenses			
			Crimes Against Persons			
Offense Total	52		0	0	0	0
Number Cleared	2		0	0	0	0
Percent Cleared	3.85 %		0	0	0	0
Group A Crimes per 100,000 population	N/A		0	0	0	0
			Crimes Against Property			
Arrest Overview						
Total Arrests	4		0	0	0	0
Adult Arrests	4		0	0	0	0
Juvenile Arrests	0		0	0	0	0
Unknown Age	0		0	0	0	0
Arrests per 100,000 population	N/A		0	0	0	0
Average number offenses/incident	1.58		0	0	0	0
			Crimes Against Property			
Domestic Violence Victims						
Offense	Reported	Cleared				
Murder	0	0	0	0	0	0
Aggravated Assault	0	0	0	0	0	0
Simple Assault	0	0	0	0	0	0
Intimidation	0	0	0	0	0	0
Stalking	0	0	0	0	0	0
Forcible Rape	0	0	1	0	0	0
Forcible Sodomy	0	0	0	0	0	0
Sexual Assault W/Object	0	0	0	0	0	0
Forcible Fondling	0	0	0	0	0	0
Incest	0	0	0	0	0	0
Statutory Rape	0	0	0	0	0	0
Kidnapping/Abduction	0	0	0	0	0	0
Commercial Sex Acts	0	0	0	0	0	0
Involuntary Servitude	0	0	0	0	0	0
Total	0	0	0	0	0	0
Group B Arrests						
Offense	Adult	Juvenile				
Bad Checks	0	0	0	0	0	0
Curfew/Vagrancy	0	0	0	0	0	0
Disorderly Conduct	0	0	0	0	0	0
DUI	0	0	0	0	0	0
Drunkenness	0	0	0	0	0	0
Family-Non Violent	0	0	0	0	0	0
Liquor Law Violations	0	0	0	0	0	0
Peeping Tom	0	0	0	0	0	0
Trespass	0	0	0	0	0	0
All Other Offenses	0	0	0	0	0	0
Total Group B	0	0	0	0	0	0
			Crimes Against Society			
			Animal Cruelty			
			Drug/Narcotic Violations			
			Drug/Narcotic Equipment Violations			
			Gambling - Betting/Wagering			
			Gambling - Operating/Promoting			
			Gambling - Equipment Violations			
			Gambling - Sports Tampering			
			Pornography/Obscene Material			
			Prostitution			
			Prostitution Assisting/Promoting			
			Purchasing Prostitution			
			Weapon Law Violations			
			Total Group A Offenses			
			52		2	
					4	
					0	

Crime in Tennessee 2017

(*) Offenses are counted using the FBI Units of Count for Crime

(**) The 'Arrests' column shows arrests made for incidents during the selected period, regardless of arrest date. Arrest counts for the same period may change over time.

23rd Judicial Drug Task Force - NIBRS Agency Crime Overview - 2017

2016 Population Estimate		N/A	Offenses (*)		Arrests (**)	
			Reported	Cleared	Adult	Juvenile
Offense Overview			Group A Offenses			
			Crimes Against Persons			
Offense Total	484		0	0	0	0
Number Cleared	262		0	0	0	0
Percent Cleared	54.13 %		0	0	0	0
Group A Crimes per 100,000 population	N/A		0	0	0	0
			Crimes Against Property			
Arrest Overview						
Total Arrests	190		0	0	0	0
Adult Arrests	188		0	0	0	0
Juvenile Arrests	2		2	0	0	0
Unknown Age	0		0	0	0	0
Arrests per 100,000 population	N/A		0	0	0	0
Average number offenses/incident	1.49		0	0	0	0
			Crimes Against Society			
Domestic Violence Victims						
Offense	Reported	Cleared				
Murder	0	0	0	0	0	0
Aggravated Assault	0	0	0	0	0	0
Simple Assault	0	0	0	0	0	0
Intimidation	0	0	0	0	0	0
Stalking	0	0	0	0	0	0
Forcible Rape	0	0	0	0	0	0
Forcible Sodomy	0	0	0	0	0	0
Sexual Assault W/Object	0	0	0	0	0	0
Forcible Fondling	0	0	0	0	0	0
Incest	0	0	0	0	0	0
Statutory Rape	0	0	0	0	0	0
Kidnapping/Abduction	0	0	0	0	0	0
Commercial Sex Acts	0	0	0	0	0	0
Involuntary Servitude	0	0	0	0	0	0
Total	0	0				
Group B Arrests						
Offense	Adult	Juvenile				
Bad Checks	0	0				
Curfew/Vagrancy	0	0				
Disorderly Conduct	0	0				
DUI	1	0				
Drunkenness	0	0				
Family-Non Violent	1	0				
Liquor Law Violations	0	0				
Peeping Tom	0	0				
Trespass	0	0				
All Other Offenses	17	0				
Total Group B	19	0				
			Crimes Against Society			
			Animal Cruelty			
			Drug/Narcotic Violations			
			Drug/Narcotic Equipment Violations			
			Gambling - Betting/Wagering			
			Gambling - Operating/Promoting			
			Gambling - Equipment Violations			
			Gambling - Sports Tampering			
			Pornography/Obscene Material			
			Prostitution			
			Prostitution Assisting/Promoting			
			Purchasing Prostitution			
			Weapon Law Violations			
			Total Group A Offenses			
			484		262	
					169	
					2	

Crime in Tennessee 2017

(*) Offenses are counted using the FBI Units of Count for Crime

(**) The 'Arrests' column shows arrests made for incidents during the selected period, regardless of arrest date. Arrest counts for the same period may change over time.

24th Judicial Drug Task Force - NIBRS Agency Crime Overview - 2017

2016 Population Estimate		N/A	Offenses (*)		Arrests (**)	
Offense Overview			Reported	Cleared	Adult	Juvenile
Group A Offenses						
Crimes Against Persons						
Offense Total	134	Murder	0	0	0	0
Number Cleared	67	Negligent Manslaughter	0	0	0	0
Percent Cleared	50.00 %	Negligent Vehicular Manslaughter	0	0	0	0
Group A Crimes per 100,000 population	N/A	Kidnapping/Abduction	0	0	0	0
		Forcible Rape	0	0	0	0
		Forcible Sodomy	0	0	0	0
		Sexual Assault W/Object	0	0	0	0
Arrest Overview		Forcible Fondling	0	0	0	0
Total Arrests	88	Incest	0	0	0	0
Adult Arrests	88	Statutory Rape	0	0	0	0
Juvenile Arrests	0	Aggravated Assault	1	1	1	0
Unknown Age	0	Simple Assault	0	0	0	0
Arrests per 100,000 population	N/A	Intimidation	0	0	0	0
		Stalking	0	0	0	0
		Commercial Sex Acts	0	0	0	0
Average number offenses/incident	1.31	Involuntary Servitude	0	0	0	0
		Crimes Against Property				
Domestic Violence Victims		Arson	0	0	0	0
Offense	Reported	Cleared	Bribery	0	0	0
Murder	0	0	Burglary	0	0	0
Aggravated Assault	1	1	Counterfeiting/Forgery	0	0	0
Simple Assault	0	0	Destruction/Damage/Vandalism	0	0	0
Intimidation	0	0	Embezzlement	0	0	0
Stalking	0	0	Extortion/Blackmail	0	0	0
Forcible Rape	0	0	Fraud - False Pretenses	0	0	0
Forcible Sodomy	0	0	Fraud - Credit Card/ATM	0	0	0
Sexual Assault W/Object	0	0	Fraud - Impersonation	0	0	0
Forcible Fondling	0	0	Fraud - Welfare	0	0	0
Incest	0	0	Fraud - Wire	0	0	0
Statutory Rape	0	0	Fraud - Identity Theft	0	0	0
Kidnapping/Abduction	0	0	Fraud - Computer Hacking/Invasion	0	0	0
Commercial Sex Acts	0	0	Robbery	0	0	0
Involuntary Servitude	0	0	Theft - Pocket-picking	0	0	0
Total	1	1	Theft - Purse Snatching	0	0	0
			Theft - Shoplifting	0	0	0
Group B Arrests			Theft From Building	0	0	0
Offense	Adult	Juvenile	Theft From Coin Machine	0	0	0
Bad Checks	0	0	Theft From Motor Vehicle	0	0	0
Curfew/Vagrancy	0	0	Theft of Motor Vehicle Parts	0	0	0
Disorderly Conduct	0	0	Theft - All Other Larceny	0	0	0
DUI	0	0	Motor Vehicle Theft	0	0	0
Drunkenness	0	0	Stolen Property Offenses	0	0	0
Family-Non Violent	0	0	Crimes Against Society			
Liquor Law Violations	0	0	Animal Cruelty	0	0	0
Peeping Tom	0	0	Drug/Narcotic Violations	97	40	71
Trespass	0	0	Drug/Narcotic Equipment Violations	27	19	3
All Other Offenses	6	0	Gambling - Betting/Wagering	0	0	0
Total Group B	6	0	Gambling - Operating/Promoting	0	0	0
			Gambling - Equipment Violations	0	0	0
			Gambling - Sports Tampering	0	0	0
			Pornography/Obscene Material	0	0	0
			Prostitution	0	0	0
			Prostitution Assisting/Promoting	0	0	0
			Purchasing Prostitution	0	0	0
			Weapon Law Violations	9	7	7
			Total Group A Offenses	134	67	82

Crime in Tennessee 2017

(*) Offenses are counted using the FBI Units of Count for Crime

(**) The 'Arrests' column shows arrests made for incidents during the selected period, regardless of arrest date. Arrest counts for the same period may change over time.

25th Judicial Drug Task Force - NIBRS Agency Crime Overview - 2017

2016 Population Estimate	N/A	Offenses (*)		Arrests (**)		
		Reported	Cleared	Adult	Juvenile	
Offense Overview		Group A Offenses				
		Crimes Against Persons				
Offense Total	4	Murder	0	0	0	0
Number Cleared	4	Negligent Manslaughter	0	0	0	0
Percent Cleared	100.00 %	Negligent Vehicular Manslaughter	0	0	0	0
Group A Crimes per 100,000 population	N/A	Kidnapping/Abduction	0	0	0	0
		Forcible Rape	0	0	0	0
		Forcible Sodomy	0	0	0	0
		Sexual Assault W/Object	0	0	0	0
Arrest Overview		Forcible Fondling	0	0	0	0
Total Arrests	3	Incest	0	0	0	0
Adult Arrests	3	Statutory Rape	0	0	0	0
Juvenile Arrests	0	Aggravated Assault	0	0	0	0
Unknown Age	0	Simple Assault	0	0	0	0
Arrests per 100,000 population	N/A	Intimidation	0	0	0	0
		Stalking	0	0	0	0
		Commercial Sex Acts	0	0	0	0
Average number offenses/incident	2.00	Involuntary Servitude	0	0	0	0
		Crimes Against Property				
Domestic Violence Victims		Arson	0	0	0	0
Offense	Reported	Cleared	Bribery	0	0	0
Murder	0	0	Burglary	0	0	0
Aggravated Assault	0	0	Counterfeiting/Forgery	0	0	0
Simple Assault	0	0	Destruction/Damage/Vandalism	0	0	0
Intimidation	0	0	Embezzlement	0	0	0
Stalking	0	0	Extortion/Blackmail	0	0	0
Forcible Rape	0	0	Fraud - False Pretenses	0	0	0
Forcible Sodomy	0	0	Fraud - Credit Card/ATM	0	0	0
Sexual Assault W/Object	0	0	Fraud - Impersonation	0	0	0
Forcible Fondling	0	0	Fraud - Welfare	0	0	0
Incest	0	0	Fraud - Wire	0	0	0
Statutory Rape	0	0	Fraud - Identity Theft	0	0	0
Kidnapping/Abduction	0	0	Fraud - Computer Hacking/Invasion	0	0	0
Commercial Sex Acts	0	0	Robbery	0	0	0
Involuntary Servitude	0	0	Theft - Pocket-picking	0	0	0
Total	0	0	Theft - Purse Snatching	0	0	0
			Theft - Shoplifting	0	0	0
Group B Arrests			Theft From Building	0	0	0
Offense	Adult	Juvenile	Theft From Coin Machine	0	0	0
Bad Checks	0	0	Theft From Motor Vehicle	0	0	0
Curfew/Vagrancy	0	0	Theft of Motor Vehicle Parts	0	0	0
Disorderly Conduct	0	0	Theft - All Other Larceny	0	0	0
DUI	0	0	Motor Vehicle Theft	0	0	0
Drunkenness	0	0	Stolen Property Offenses	0	0	0
Family-Non Violent	0	0	Crimes Against Society			
Liquor Law Violations	0	0	Animal Cruelty	0	0	0
Peeping Tom	0	0	Drug/Narcotic Violations	2	2	3
Trespass	0	0	Drug/Narcotic Equipment Violations	1	1	0
All Other Offenses	0	0	Gambling - Betting/Wagering	0	0	0
Total Group B	0	0	Gambling - Operating/Promoting	0	0	0
			Gambling - Equipment Violations	0	0	0
			Gambling - Sports Tampering	0	0	0
			Pornography/Obscene Material	0	0	0
			Prostitution	0	0	0
			Prostitution Assisting/Promoting	0	0	0
			Purchasing Prostitution	0	0	0
			Weapon Law Violations	1	1	0
			Total Group A Offenses	4	4	3

Crime in Tennessee 2017

(*) Offenses are counted using the FBI Units of Count for Crime

(**) The 'Arrests' column shows arrests made for incidents during the selected period, regardless of arrest date. Arrest counts for the same period may change over time.

27th Judicial Drug Task Force - NIBRS Agency Crime Overview - 2017

2016 Population Estimate		N/A	Offenses (*)		Arrests (**)	
			Reported	Cleared	Adult	Juvenile
Offense Overview			Group A Offenses			
			Crimes Against Persons			
Offense Total	71		0	0	0	0
Number Cleared	69		0	0	0	0
Percent Cleared	97.18 %		0	0	0	0
Group A Crimes per 100,000 population	N/A		0	0	0	0
			Crimes Against Property			
Arrest Overview						
Total Arrests	53		0	0	0	0
Adult Arrests	53		0	0	0	0
Juvenile Arrests	0		0	0	0	0
Unknown Age	0		0	0	0	0
Arrests per 100,000 population	N/A		0	0	0	0
Average number offenses/incident	1.69		0	0	0	0
Domestic Violence Victims						
Offense	Reported	Cleared				
Murder	0	0	0	0	0	0
Aggravated Assault	0	0	0	0	0	0
Simple Assault	0	0	0	0	0	0
Intimidation	0	0	0	0	0	0
Stalking	0	0	0	0	0	0
Forcible Rape	0	0	0	0	0	0
Forcible Sodomy	0	0	0	0	0	0
Sexual Assault W/Object	0	0	0	0	0	0
Forcible Fondling	0	0	0	0	0	0
Incest	0	0	0	0	0	0
Statutory Rape	0	0	0	0	0	0
Kidnapping/Abduction	0	0	0	0	0	0
Commercial Sex Acts	0	0	0	0	0	0
Involuntary Servitude	0	0	0	0	0	0
Total	0	0	0	0	0	0
Group B Arrests						
Offense	Adult	Juvenile				
Bad Checks	0	0	0	0	0	0
Curfew/Vagrancy	0	0	0	0	0	0
Disorderly Conduct	0	0	0	0	0	0
DUI	0	0	0	0	0	0
Drunkenness	0	0	0	0	0	0
Family-Non Violent	0	0	0	0	0	0
Liquor Law Violations	0	0	0	0	0	0
Peeping Tom	0	0	0	0	0	0
Trespass	0	0	0	0	0	0
All Other Offenses	0	0	0	0	0	0
Total Group B	0	0	0	0	0	0
			Crimes Against Society			
			Animal Cruelty			
			Drug/Narcotic Violations			
			Drug/Narcotic Equipment Violations			
			Gambling - Betting/Wagering			
			Gambling - Operating/Promoting			
			Gambling - Equipment Violations			
			Gambling - Sports Tampering			
			Pornography/Obscene Material			
			Prostitution			
			Prostitution Assisting/Promoting			
			Purchasing Prostitution			
			Weapon Law Violations			
			Total Group A Offenses			
			71		69	
					53	
					0	

Crime in Tennessee 2017

(*) Offenses are counted using the FBI Units of Count for Crime

(**) The 'Arrests' column shows arrests made for incidents during the selected period, regardless of arrest date. Arrest counts for the same period may change over time.

31st Judicial Drug Task Force - NIBRS Agency Crime Overview - 2017

2016 Population Estimate	N/A	Offenses (*)		Arrests (**)		
		Reported	Cleared	Adult	Juvenile	
Offense Overview		Group A Offenses				
		Crimes Against Persons				
Offense Total	2	Murder	0	0	0	0
Number Cleared	1	Negligent Manslaughter	0	0	0	0
Percent Cleared	50.00 %	Negligent Vehicular Manslaughter	0	0	0	0
Group A Crimes per 100,000 population	N/A	Kidnapping/Abduction	0	0	0	0
		Forcible Rape	0	0	0	0
		Forcible Sodomy	0	0	0	0
		Sexual Assault W/Object	0	0	0	0
Arrest Overview		Forcible Fondling	1	0	0	0
Total Arrests	2	Incest	0	0	0	0
Adult Arrests	2	Statutory Rape	0	0	0	0
Juvenile Arrests	0	Aggravated Assault	1	1	0	0
Unknown Age	0	Simple Assault	0	0	0	0
Arrests per 100,000 population	N/A	Intimidation	0	0	0	0
		Stalking	0	0	0	0
		Commercial Sex Acts	0	0	0	0
Average number offenses/incident	0.67	Involuntary Servitude	0	0	0	0
		Crimes Against Property				
Domestic Violence Victims		Arson	0	0	0	0
Offense	Reported	Cleared	Bribery	0	0	0
Murder	0	0	Burglary	0	0	0
Aggravated Assault	0	0	Counterfeiting/Forgery	0	0	0
Simple Assault	0	0	Destruction/Damage/Vandalism	0	0	0
Intimidation	0	0	Embezzlement	0	0	0
Stalking	0	0	Extortion/Blackmail	0	0	0
Forcible Rape	0	0	Fraud - False Pretenses	0	0	0
Forcible Sodomy	0	0	Fraud - Credit Card/ATM	0	0	0
Sexual Assault W/Object	0	0	Fraud - Impersonation	0	0	0
Forcible Fondling	0	0	Fraud - Welfare	0	0	0
Incest	0	0	Fraud - Wire	0	0	0
Statutory Rape	0	0	Fraud - Identity Theft	0	0	0
Kidnapping/Abduction	0	0	Fraud - Computer Hacking/Invasion	0	0	0
Commercial Sex Acts	0	0	Robbery	0	0	0
Involuntary Servitude	0	0	Theft - Pocket-picking	0	0	0
Total	0	0	Theft - Purse Snatching	0	0	0
			Theft - Shoplifting	0	0	0
Group B Arrests			Theft From Building	0	0	0
Offense	Adult	Juvenile	Theft From Coin Machine	0	0	0
Bad Checks	0	0	Theft From Motor Vehicle	0	0	0
Curfew/Vagrancy	0	0	Theft of Motor Vehicle Parts	0	0	0
Disorderly Conduct	0	0	Theft - All Other Larceny	0	0	0
DUI	0	0	Motor Vehicle Theft	0	0	0
Drunkenness	0	0	Stolen Property Offenses	0	0	0
Family-Non Violent	0	0	Crimes Against Society			
Liquor Law Violations	0	0	Animal Cruelty	0	0	0
Peeping Tom	0	0	Drug/Narcotic Violations	0	0	0
Trespass	0	0	Drug/Narcotic Equipment Violations	0	0	0
All Other Offenses	2	0	Gambling - Betting/Wagering	0	0	0
Total Group B	2	0	Gambling - Operating/Promoting	0	0	0
			Gambling - Equipment Violations	0	0	0
			Gambling - Sports Tampering	0	0	0
			Pornography/Obscene Material	0	0	0
			Prostitution	0	0	0
			Prostitution Assisting/Promoting	0	0	0
			Purchasing Prostitution	0	0	0
			Weapon Law Violations	0	0	0
			Total Group A Offenses	2	1	0

Crime in Tennessee 2017

(*) Offenses are counted using the FBI Units of Count for Crime

(**) The 'Arrests' column shows arrests made for incidents during the selected period, regardless of arrest date. Arrest counts for the same period may change over time.

CRIME IN
TENNESSEE
2017
APPENDIX



**CRIME IN
TENNESSEE
2017**

APPENDIX

TIBRS Group A

Offense Definitions

Animal Cruelty – Intentionally, knowingly, or recklessly taking an action that mistreats or kills any animal without just cause, such as torturing, tormenting, mutilation, maiming, poisoning, or abandonment. Included are instances of duty to provide care, e.g., shelter, food, water, care if sick or injured; transporting or confining an animal in a manner likely to cause injury or death; causing an animal to fight with another; inflicting excessive or repeated unnecessary pain or suffering, e.g., uses objects to beat or injure an animal. This definition does not include proper maintenance of animals for show or sport; use of animals for food, lawful hunting, fishing or trapping.

Arson – To unlawfully and intentionally damage, or attempt to damage, any real or personal property by fire or incendiary device.

Assault Offenses – An unlawful attack by one person on another.

Aggravated Assault – An unlawful attack by one person upon another wherein the offender uses a weapon or displays it in a threatening manner, or the victim suffers obvious severe or aggravated bodily injury involving apparent broken bones, loss of teeth, possible internal injury, severe laceration or loss of consciousness.

Simple Assault – An unlawful physical attack by one person upon another where neither the offender displays a weapon, nor the victim suffers obvious severe or aggravated bodily injury involving apparent broken bones, loss of teeth, possible internal injury, severe laceration or loss of consciousness.

Intimidation – To unlawfully place another person in reasonable fear of bodily harm through the use of threatening words and/or other conduct, but without displaying a weapon or subjecting the victim to actual physical attack.

Stalking – To intentionally and repeatedly follow or harass another person in such a manner as would cause that person to be in reasonable fear of being assaulted, suffering bodily injury or death.

Bribery – The offering, giving, receiving or soliciting of anything of value (i.e., a bribe, gratuity or kickback) to sway the judgment or action of a person in a position of trust or influence.

Burglary/Breaking and Entering – The unlawful entry into a building or other structure with the intent to commit a felony or a theft.

Counterfeiting/Forgery – The altering, copying or imitation of something, without authority or right, with the intent to deceive or defraud by passing the copy or thing altered or imitated as that which is original or genuine; or the selling, buying or possession of an altered, copied or imitated thing with the intent to deceive or defraud.

Destruction/Damage/Vandalism of Property – To willfully or maliciously destroy, damage, deface or otherwise injure real or personal property without the consent of the owner or the person having custody or control of it.

Drug Offenses – The violation of laws prohibiting the production, distribution, and/or use of certain controlled substances and the equipment or devices utilized in their preparation and/or use.

Drug Violations – The unlawful cultivation, manufacture, distribution, sale, purchase, use, possession, transportation or importation of any controlled drug substance.

Drug Equipment Violations – The unlawful manufacture, sale, purchase, possession or transportation of equipment or devices utilized in preparing and/or using drugs.

Embezzlement – The unlawful misappropriation by an offender to his/her own use or purpose of money, property, or some other thing of value entrusted to his/her care, custody or control.

Extortion/Blackmail – To unlawfully obtain money, property, or any other thing of value, either tangible or intangible, through the use or threat of force, misuse of authority, threat of criminal prosecution, threat of destruction of reputation or social standing or through other coercive means.

Fraud Offenses – The intentional perversion of the truth for the purpose of inducing another person or other entity in reliance upon it to part with something of value or surrender a legal right.

False Pretenses/Swindle/Confidence Game – The intentional misrepresentation of existing facts or conditions, or the use of some other deceptive scheme or device to obtain money, goods, or other things of value.

Credit Card/Automatic Teller Machine Fraud – The unlawful use of a credit or debit card or automatic teller machine for fraudulent purposes.

Impersonation – Falsely representing one's identity or position, and acting in the character or position thus unlawfully assumed, to deceive others and thereby gain a profit or advantage, enjoy some right or privilege, or subject another person or entity to an expense, charge, or liability which would not have otherwise been incurred.

Welfare Fraud – The use of deceitful statements, practices or devices to unlawfully obtain welfare benefits.

Wire Fraud – The use of an electric or electronic communications facility to intentionally transmit a false and/or deceptive message in furtherance of a fraudulent activity.

Identity Theft – Wrongfully obtaining and using another person's personal data (e.g., name, date of birth, Social Security number, driver's license number, credit card number).

Computer Hacking/Invasion – Wrongfully gaining access to another person's or institution's computer software, hardware, or networks without authorized permissions or security clearances.

Gambling Offenses – To unlawfully bet or wager money or something else of value; assist, promote or operate a game of chance for money or some other stake; possess or transmit wagering information; manufacture, sell, purchase, possess or transport gambling equipment, devices or goods; or tamper with the outcome of a sporting event or contest to gain a gambling advantage.

Betting/Wagering – To unlawfully stake money or something else of value on the happening of an uncertain event or on the ascertainment of a fact in dispute.

Operating/Promoting/Assisting Gambling – To unlawfully operate, promote or assist in the operation of a game of chance, lottery or other gambling activity.

Gambling Equipment Violations – To unlawfully manufacture, sell, buy, possess or transport equipment, devices and/or goods used for gambling purposes.

Sports Tampering – To unlawfully alter, meddle in or otherwise interfere with a sporting contest or event for the purpose of gaining a gambling advantage.

Homicide Offenses

Murder and Nonnegligent Manslaughter – The willful (nonnegligent) killing of one human being by another.

Negligent Manslaughter – The killing of another person through negligence.

Justifiable Homicide – The killing of a perpetrator of a serious criminal offense by a peace officer in the line of duty; or the killing, during the commission of a serious criminal offense, of the perpetrator by a private individual.

* Justifiable homicide is not an actual offense, is not considered a crime and is not included in an agency's crime counts.

Negligent Vehicular Manslaughter – The negligent killing of another person by the driver of a motor vehicle while under the influence of alcohol and/or drugs. Not included in this category are deaths of persons due to their own negligence; accidental deaths resulting from non-alcohol or drug related negligence (i.e. distracted driving such as tuning a car radio, talking on a phone, texting, etc.); and other accidental traffic fatalities. Victims in this category may include people inside or outside of the offender's vehicle (passengers, pedestrians, bicyclists, etc.).

Human Trafficking Offenses

Commercial Sex Acts – Inducing a person by force, fraud, or coercion to participate in commercial sex acts, or in which the person induced to perform such act(s) has not attained 18 years of age.

Involuntary Servitude – The obtaining of a person(s) through recruitment, harboring, transportation, or provision, and subjecting such person(s) by force, fraud, or coercion into involuntary servitude, peonage, debt bondage, or slavery (not to include commercial sex acts).

Kidnapping/Abduction – The unlawful seizure, transportation, and/or detention of a person against his/her will, or of a minor without the consent of his/her custodial parent(s) or legal guardian.

Larceny/Theft Offenses – The unlawful taking, carrying, leading or riding away of property from the possession, or constructive possession, of another person.

Pocket-Picking – The theft of articles from another person’s physical possession by stealth where the victim does not become immediately aware of the theft.

Purse Snatching – The grabbing or snatching of a purse, handbag, etc., from the physical possession of another person.

Shoplifting – The theft, by someone other than an employee of the victim, of goods or merchandise exposed for sale.

Theft from Building – A theft from within a building which is either open to the general public or of which the offender has legal access.

Theft from Coin-Operated Machine or Device – A theft from a machine or device which is operated or activated by the use of coins.

Theft from Motor Vehicle – The theft of articles from a motor vehicle, whether locked or unlocked.

Theft of Motor Vehicle Parts or Accessories – The theft of any part or accessory affixed to the interior or exterior of a motor vehicle in a manner which would make the item an attachment of the vehicle or necessary for its operation.

All Other Larceny – All thefts which do not fit any of the definitions of the specific subcategories of Larceny/Theft listed above.

Motor Vehicle Theft – The theft of a motor vehicle.

Pornography/Obscene Material – The violation of laws or ordinances prohibiting the manufacture, publishing, sale, purchase or possession of sexually explicit material, e.g., literature, photographs, etc.

Prostitution Offenses

Prostitution – To unlawfully engage in sexual relations for profit.

Assisting or Promoting Prostitution – To solicit customers or transport persons for prostitution purposes; to own, manage or operate a dwelling or other establishment for the purpose of providing a place where prostitution is performed; or to otherwise assist or promote prostitution.

Purchasing Prostitution – To purchase, or trade, anything of value for commercial sex acts.

Robbery – The taking, or attempting to take, anything of value under confrontational circumstances from the control, custody or care of another person by force or threat of force or violence, and/or by putting the victim in fear of immediate harm.

Sex Offenses, Forcible – Any sexual act directed against another person, forcibly and/or against that person’s will; or not forcibly or against the person’s will where the victim is incapable of giving consent.

Rape – The carnal knowledge of a person, forcibly and/or against that person’s will; or not forcibly or against the person’s will where the victim is incapable of giving consent because of his/her youth or because of his/her temporary or permanent mental or physical incapacity.

Sodomy – Oral or anal sexual intercourse with another person, forcibly and/or against that person’s will; or not forcibly or against the person’s will where the victim is incapable of giving consent because of his/her youth or because of his/her temporary or permanent mental or physical incapacity.

Sexual Assault With An Object – To use an object or instrument to unlawfully penetrate, however slightly, the genital or anal opening of the body of another person, forcibly and/or against that person’s will; or not forcibly or against the person’s will where the victim is incapable of giving consent because of his/her youth or his/her temporary or permanent mental or physical incapacity.

Fondling – The touching of the private body parts of another person for the purpose of sexual gratification, forcibly and/or against that person’s will; or not forcibly or against the person’s will where the victim is incapable of giving consent because of his/her youth or because of his/her temporary or permanent mental or physical incapacity.

Sex Offenses, Nonforcible – Unlawful, Nonforcible sexual intercourse.

Incest – Nonforcible sexual intercourse between persons who are related to each other within the degrees wherein marriage is prohibited by law.

Statutory Rape – Nonforcible sexual intercourse with a person who is under the statutory age of consent.

Note: By Tennessee Statute the victim must be between ages 13-17 and the offender must be at least four years older for an offense to be classified as Statutory Rape.

Stolen Property Offense – Receiving, buying, selling, possessing, concealing or transporting any property with the knowledge that it has been unlawfully taken, as by burglary, embezzlement, fraud, larceny, robbery, etc.

Weapon Law Violations – The violation of laws or ordinances prohibiting the manufacture, sale, purchase, transportation, possession, concealment or use of firearms, cutting instruments, explosives, incendiary devices or other deadly weapons. This category includes violations such as the manufacture, sale or possession of deadly weapons; carrying deadly weapons, concealed or openly; using, manufacturing, etc., silencers; and furnishing deadly weapons to minors.

TIBRS Group B Offense Definitions

There are ten Group B offense categories and they encompass all of the crimes which are not Group A offenses, with the exception of most traffic offenses which TIBRS does not collect information on.

Bad Checks – Knowingly and intentionally writing and/or negotiating checks drawn against insufficient or nonexistent funds.

Curfew/Loitering/Vagrancy Violations – The violation of a court order, regulation, ordinance or law requiring the withdrawal of persons from the streets or other specified areas; prohibiting persons from remaining in an area or place in an idle or aimless manner; or prohibiting persons from going from place to place without visible means of support.

Disorderly Conduct – Any behavior that tends to disturb the public peace or decorum, scandalize the community or shock the public sense of morality.

Driving Under the Influence – Driving or operating a motor vehicle or common carrier while mentally or physically impaired as the result of consuming an alcoholic beverage or using a drug or narcotic.

Drunkenness – To drink alcoholic beverages to the extent that one's mental faculties and physical coordination are substantially impaired.

Family Offense, Nonviolent – Unlawful, nonviolent acts by a family member (or legal guardian) which threaten the physical, mental or economic well-being or morals of another family member and which are not classifiable as other offenses, such as Assault, Incest, Statutory Rape, etc.

Liquor Law Violations – The violation of laws or ordinances prohibiting the manufacture, sale, purchase, transportation, possession or use of alcoholic beverages.

Peeping Tom – To secretly look through a window, doorway, keyhole or other aperture for the purpose of voyeurism.

Trespass of Real Property – To unlawfully enter land, a dwelling or other real property.

All Other Offenses – All crimes which are not Group A offenses and not included in one of the specifically named Group B crime categories listed above.

Includes: Contempt of Court, Failure to Appear, Violation of Probation / Parole.

Glossary of Terms and Definitions

Bias Motivation	Data element collecting hate or bias motivated crime information.
CJIS	Criminal Justice Information Services
CSC	Criminal Justice Information System (CJIS) Support Center – TBI unit responsible for day to day operations of Tennessee Incident Based Reporting System Program.
Element	A component or part of any given criminal incident.
Exceptional Clearance	An incident is cleared by exceptional means when circumstances beyond law enforcement control prevents a physical arrest. The offender is known as is his/her location.
FBI	Federal Bureau of Investigation
Group A Offense	Twenty-four classification of crime categories comprised of 54 separate criminal offenses.
Group B Offense	Ten classifications of activities that violate state statutes or local ordinances that are reported to TIBRS when an arrest is made.
Incident	An incident is defined as all offenses committed by one or more offenders acting in concert and occurring at the same time and place.
Incident Number	A number used to uniquely identify an incident at a reporting agency.
LEOKA	Law Enforcement Officer Killed or Assaulted – a national program that collects information on any incidents involving an assault or killing of a law enforcement official.
Multiple Arrest Indicator	A field used if investigation determines that the current arrestee committed other unsolved crimes and will be charged with those crimes.
NIBRS	National Incident Based Reporting System – the FBI’s system to collect crime statistics information in an incident based format.
Offense	Criminal Activity that has been identified and reported to TIBRS in the established format.
ORI Number	A 9-character number used as an agency identifier assigned by the FBI.
RAC	Reporting Agency Coordinator – the person designated to be the local agency contact for the TIBRS program.

Glossary of Terms and Definitions (continued)

Summary System	A system of reporting eight index crimes to the FBI's Uniform Crime Reporting system. The system collects information in the aggregate or summary format instead of incident based. Only the most serious crime in an incident is reported.
TBI	Tennessee Bureau of Investigation
TIBRS	Tennessee Incident Based Reporting System – the state system for collection of crime statistics information in an incident based format.
TCA	Tennessee Code Annotated
UCR	Uniform Crime Reporting – the national system for collection of crime statistics based upon standard offense definitions.

Units of Count – Offense

The units of count principles are based upon FBI practices and conform to national standards for counting offenses.

Crimes Against Persons – Homicide, Assaults, Sex Offenses (forcible and non forcible), Kidnapping, Human Trafficking. Each victim equals one offense. Example – an incident involving an aggravated assault with two victims will be counted as two aggravated assaults.

Crimes Against Property – Each offense counts as one occurrence with the exception of Motor Vehicle Theft which is the count of the number of vehicles stolen.

Crimes Against Society – Each offense counts as one occurrence. Example – one drug narcotic violation counts as one offense.

Units of Count – Clearances

The units of count for clearances are based upon FBI practices and conform to national standards for counting clearances. Example – one arrest or exceptional clearance will clear all offenses in the incident.

Updated statistics may be found at <https://crimeinsight.tbi.tn.gov/>