

# 2022

## CRIME ON CAMPUS IN TENNESSEE

- *ON-CAMPUS INSTITUTIONS*
- *OFF-CAMPUS INSTITUTIONS*
- *INDEPENDENT-REPORTING COLLEGES*



A PUBLICATION OF THE TENNESSEE BUREAU OF INVESTIGATION

STATISTICAL ANALYSIS CENTER | CRIME STATISTICS UNIT



**BILL LEE**  
Governor

**TENNESSEE BUREAU OF INVESTIGATION**

901 R.S. Gass Boulevard  
Nashville, Tennessee 37216-2639  
(615) 744-4000  
Facsimile (615) 744-4500  
TDD (615) 744-4001



**DAVID B. RAUSCH**  
Director

April 28, 2023

Ladies and Gentlemen:

Pursuant to the 1989 “College and University Security Information Act” (Public Chapter No. 317) enacted by the General Assembly, the Tennessee Bureau of Investigation is publishing the annual Crime on Campus report. This report presents the nature, volume, and extent of reported crime on the campuses and in the housing of Tennessee colleges and universities during calendar year 2022.

The report is based on data submitted to the TBI through the Tennessee Incident Based Reporting System (TIBRS) program, which collects data on all crimes occurring in Tennessee. All law enforcement agencies, as well as colleges and universities, are mandated to report crime statistics to the TBI. This report is produced from the TIBRS program and comparison statistics are included.

This report will hopefully assist law enforcement, institution administrations, and government officials in planning their efforts in the fight against crime and continue to create an awareness that crime exists as a threat in our communities. The threats to society by criminal activity must be addressed by efforts from all law-abiding citizens as well as law enforcement agencies.

I wish to express my appreciation to all institutions of higher learning that consistently support a unified crime reporting system in Tennessee. The Bureau urges all Tennesseans to continue to cooperate in reporting crime and in applying crime prevention strategies.

Sincerely,

Director  
David B. Rausch



INTERNATIONALLY ACCREDITED SINCE 1994

# Part 1: Introduction

## Crime on Campus Program

The “Crime on Campus” reporting program is operated pursuant to the requirements of the “College and University Security Information Act” (T.C.A. § 49-7-2201, *et. seq.*) enacted by the General Assembly of the State of Tennessee, effective July 1, 1989. The Act requires each institution of higher education to report to the Tennessee Bureau of Investigation data relating to crimes occurring on the campus and in student housing. The Bureau is required to prescribe the reporting form and format for the collection of such data and to publish an annual report of the results of such data submissions from each institution. The Tennessee Incident Based Reporting System (TIBRS) offense classifications are based on FBI definitions, which are used as the national standard for statistical crime reporting.

The primary objective of the reporting Program is to inform the Governor, the General Assembly, other government officials, and the public as to the nature and extent of crime on the campuses of Tennessee’s institutions of higher education. Such a report will also provide law enforcement administrators with criminal statistics for administrative and operational purposes.

The “Crime on Campus Report” was compiled using data from the Tennessee Incident Based Reporting System (TIBRS). The 2022 Crime on Campus Report includes sections for both analysis and comparison of offenses by year. The definitions of TIBRS Group A offenses will be found in Appendix A, and the definitions for TIBRS Group B offenses will be found in Appendix B. Due to FBI reporting procedures, this report only includes Group B incidents for which there was a clearance by arrest, summons, or citation.

**Note:** This report is based upon data submitted as of April 14, 2023. As the colleges/universities update their 2022 data, the changes will be reflected at <https://crimeinsight.tbi.tn.gov/>. Although changes to data will be reflected on the site, this publication will not be updated.

## Calculation of Rates

1. **Crime Rate** – Campus population data is tabulated, as shown on the individual institution summaries which follow, based on the 2022 fall term campus population. Such population data considers all full-time equivalent (FTE) undergraduate and graduate students, faculty personnel, and security personnel. The rate is calculated per offense category by computing the number of offenses per 1,000 persons included in the campus population and is computed using the following formula:

### Offenses Reported

Crime Rate = Total Campus population x 1,000

2. **Clearance Rate** – The percentage of offenses that were cleared is the ratio of “Offenses Cleared” to “Actual Offenses Reported”. It is expressed as a percentage and is computed using the following formula:

### Offenses Cleared

Percentage Cleared = Offenses Reported x 100

## Institution Incident Reports

Each report reflects data for the period of January through December 2022, unless otherwise noted. This report reflects fall term campus population and is based on the data provided to the TBI by each institution each month. The monthly reports submitted to TBI are stored in a repository by the CJIS Support Center.

## Off-Campus Reports

T.C.A. §49-7-2205 (b)(1) states that “...the crime statistics shall also include crime data compilations, where available, for crimes against the students of institutions of higher education that are committed within the county where the school is located. The information shall be taken from incidence/complaint report forms used by state, county and municipal law enforcement agencies that are submitted pursuant to [T.C.A.] §38-10-102, or voluntarily for purposes of this part. Such incidence/complaint forms shall, when applicable, indicate whether the victim is a student attending an institution of higher education that is located in the county in which the crime occurred, and the name of the school attended by the student.” This law came into effect January 1, 1994.

## Part 2: Overview of 2022 Crime on Campus

- Crime reported by Tennessee colleges and universities increased 26.28% from 2021 to 2022. However, they have decreased 17.34% since 2019.
  - 4,729 offenses reported in 2022
  - 3,745 offenses reported in 2021
  - 3,874 offenses reported in 2020
  - 5,721 offenses reported in 2019
- In 2022, Larceny/Theft offenses accounted for 27.22% of reported offenses, with “Theft from a Building” being the most common subtype of theft offense at 440 incidents. Larceny/Theft showed an increase of 20.51% from 2021. However, 2022 numbers are still 15.05% lower than those in 2019.
  - 1,287 offenses reported in 2022
  - 1,068 offenses reported in 2021
  - 1,004 offenses reported in 2020
  - 1,515 offenses reported in 2019
- Assault offenses had a steep rise from 2021, going up 29.76%. Within the category of assault offenses, Simple Assault showed the most marked increase going from 228 to 313 incidents, or a 37.28% rise.
- Drug/Narcotic offenses showed a 16.03% increase from 2021, with Drug/Narcotic Violations rising 15.09% and Drug Equipment Violations increasing 17.79%. However, once again, there was a decrease in drug offenses when looking back at 2019, decreasing 9.89%.
- Group B offenses showed a rather significant rise in 2022, with 796 incidents, going up 33.56% from 2021’s 596 incidents.
  - The largest significant increase of a Group B offenses was that of Drunkenness, increasing 103.13% from 2021.
  - The only Group B Offense that had a decrease of reports was that of Curfew/Loitering/Vagrancy, which had no reports in 2022, after 5 incidents in 2021.

Crime on Campus, Comparison of Offenses by Year

Total Number of Crimes Reported, 2019-2022, by Offense

Offense Code	Offense Category	2019	2020	2021	2022	Percent Change			Offenses as % of Total				
						2019-2020	2020-2021	2021-2022	2019	2020	2021	2022	
<b>Group A Offenses</b>													
200	Arson	3	6	2	2	100.00%	-66.67%	0.00%	0.05%	0.15%	0.05%	0.04%	
	Assault Offenses	812	416	504	654	-48.77%	21.15%	29.76%	14.19%	10.74%	13.46%	13.83%	
13A	Aggravated Assault	70	30	56	60	-57.14%	86.67%	7.14%	1.22%	0.77%	1.50%	1.27%	
13B	Simple Assault	393	209	228	313	-46.82%	9.09%	37.28%	6.87%	5.39%	6.09%	6.62%	
13C	Intimidation	264	147	187	228	-44.32%	27.21%	21.93%	4.61%	3.79%	4.99%	4.82%	
13D	Stalking	85	30	33	53	-64.71%	10.00%	60.61%	1.49%	0.77%	0.88%	1.12%	
510	Bribery	1	0	1	0	-100.00%	-	-100.00%	0.02%	0.00%	0.03%	0.00%	
220	Burglary/Breaking & Entering	127	142	83	145	11.81%	-41.55%	74.70%	2.22%	3.67%	2.22%	3.07%	
250	Counterfeiting/Forgery	56	43	15	21	-23.21%	-65.12%	40.00%	0.98%	1.11%	0.40%	0.44%	
290	Destruction/Damage/Vandalism	569	406	427	514	-28.65%	5.17%	20.37%	9.95%	10.48%	11.40%	10.87%	
	Drug/Narcotic Offenses	940	836	730	847	-11.06%	-12.68%	16.03%	16.43%	21.58%	19.49%	17.91%	
35A	Drugs/Narcotics Violation	588	503	477	549	-14.46%	-5.17%	15.09%	10.28%	12.98%	12.74%	11.61%	
35B	Drug Equipment Violation	352	333	253	298	-5.40%	-24.02%	17.79%	6.15%	8.60%	6.76%	6.30%	
270	Embezzlement	14	8	4	4	-42.86%	-50.00%	0.00%	0.24%	0.21%	0.11%	0.08%	
210	Extortion/Blackmail	13	11	19	36	-15.38%	72.73%	89.47%	0.23%	0.28%	0.51%	0.76%	
	Fraud Offenses	193	102	64	100	-47.15%	-37.25%	56.25%	3.37%	2.63%	1.71%	2.11%	
26A	False Pretenses/Swindle/Con	75	49	23	34	-34.67%	-53.06%	47.83%	1.31%	1.26%	0.61%	0.72%	
26B	Credit Card/ATM	46	12	8	23	-73.91%	-33.33%	187.50%	0.80%	0.31%	0.21%	0.49%	
26C	Impersonation	25	21	12	13	-16.00%	-42.86%	8.33%	0.44%	0.54%	0.32%	0.27%	
26D	Welfare Fraud	0	0	0	0	-	-	-	0.00%	0.00%	0.00%	0.00%	
26E	Wire Fraud	47	20	21	30	-57.45%	5.00%	42.86%	0.82%	0.52%	0.56%	0.63%	
26F	Identity Theft	5	3	3	0	-	0.00%	-100.00%	0.09%	0.08%	0.08%	0.00%	
26G	Computer Hacking/Invasion	9	6	9	1	-	50.00%	-	0.16%	0.15%	0.24%	0.02%	
	Gambling Offenses	0	0	0	3	-	-	-	0.00%	0.00%	0.00%	0.06%	
39A	Betting/Wagering	0	0	0	3	-	-	-	0.00%	0.00%	0.00%	0.06%	
39B	Operation/Promoting/Assisting	0	0	0	0	-	-	-	0.00%	0.00%	0.00%	0.00%	
39C	Gambling Equipment Violation	0	0	0	0	-	-	-	0.00%	0.00%	0.00%	0.00%	
39D	Sports Tampering	0	0	0	0	-	-	-	0.00%	0.00%	0.00%	0.00%	
	Homicide Offenses	1	0	1	2	-100.00%	-	100.00%	0.02%	0.00%	0.03%	0.04%	
09A	Murder/Nonnegligent Manslaughter	1	0	1	2	-100.00%	-	100.00%	0.02%	0.00%	0.03%	0.04%	
09B	Negligent Manslaughter	0	0	0	0	-	-	-	0.00%	0.00%	0.00%	0.00%	
09D	Negligent Vehicular Manslaughter	0	0	0	0	-	-	-	0.00%	0.00%	0.00%	0.00%	
	Human Trafficking	0	0	0	0	-	-	-	-	-	-	0.00%	
64A	Commercial Sex Acts	0	0	0	0	-	-	-	-	-	-	0.00%	
64B	Involuntary Servitude	0	0	0	0	-	-	-	-	-	-	0.00%	
100	Kidnapping/Abduction	6	3	4	5	-50.00%	33.33%	25.00%	0.10%	0.08%	0.11%	0.11%	
	Larceny/Theft Offenses	1,515	1,004	1,068	1,287	-33.73%	6.37%	20.51%	26.48%	25.92%	28.52%	27.22%	
23A	Pocket-Picking	1	2	0	1	100.00%	-100.00%	-	0.02%	0.05%	0.00%	0.02%	
23B	Purse-Snatching	0	1	2	0	-	100.00%	-100.00%	0.00%	0.03%	0.05%	0.00%	
23C	Shoplifting	94	54	39	93	-42.55%	-27.78%	138.46%	1.64%	1.39%	1.04%	1.97%	
23D	Theft from Building	698	373	341	440	-46.56%	-8.58%	29.03%	12.20%	9.63%	9.11%	9.30%	
23E	Theft from Coin Machine	12	12	5	2	0.00%	-58.33%	-60.00%	0.21%	0.31%	0.13%	0.04%	
23F	Theft from Motor Vehicle	303	266	297	215	-12.21%	11.65%	-27.61%	5.30%	6.87%	7.93%	4.55%	
23G	Theft of Motor Vehicle Parts	60	46	95	117	-23.33%	106.52%	23.16%	1.05%	1.19%	2.54%	2.47%	
23H	All Other Larceny	347	250	289	419	-27.95%	15.60%	44.98%	6.07%	6.45%	7.72%	8.86%	

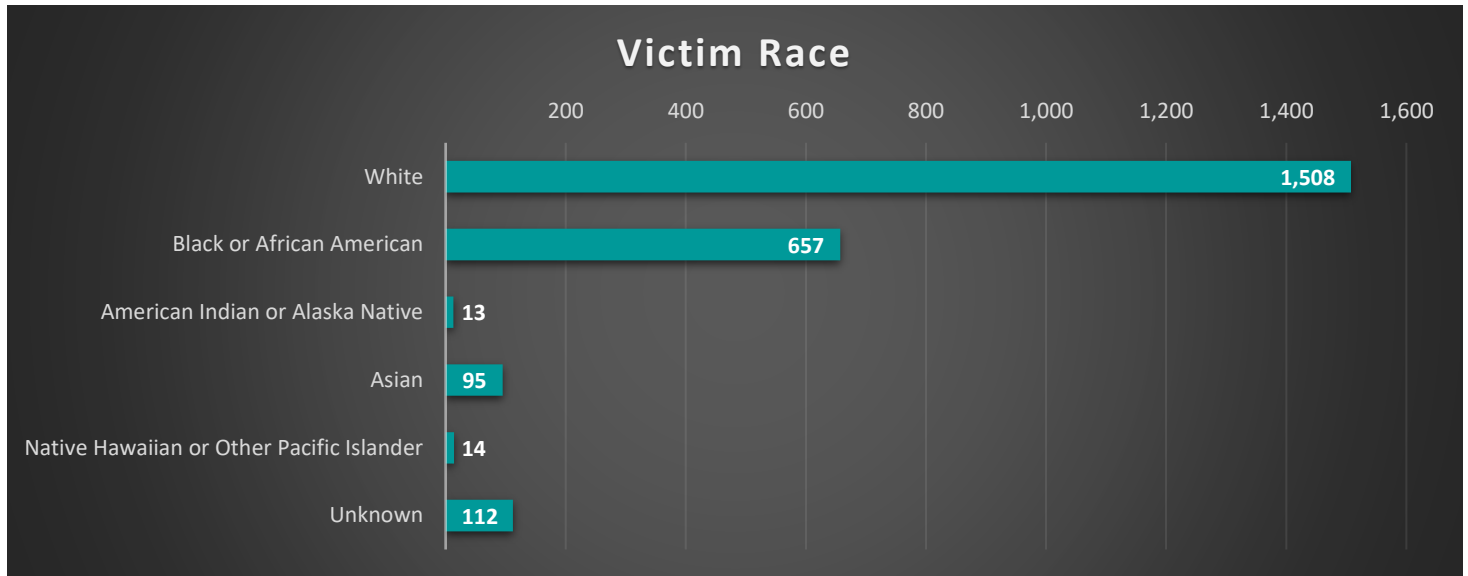
**Crime on Campus, Comparison Of Offenses by Year  
Total Number of Crimes Reported, 2019-2022, by Offense**

Offense Code	Offense Category	2019	2020	2021	2022	Percent Change			Offenses as % of Total			
						2019-2020	2020-2021	2021-2022	2019	2020	2020	2022
240	Motor Vehicle Theft	71	50	62	161	-29.58%	24.00%	159.68%	1.24%	1.29%	1.66%	3.40%
370	Pornography/Obscene Material	1	3	1	1	200.00%	-66.67%	0.00%	0.02%	0.08%	0.03%	0.02%
	Prostitution Offenses	1	0	0	0	-100.00%	-	-	0.02%	0.00%	0.00%	0.00%
40A	Prostitution	1	0	0	0	-	-	-	0.02%	0.00%	0.00%	0.00%
40B	Assisting/Promotion Prostitution	0	0	0	0	-	-	-	0.00%	0.00%	0.00%	0.00%
40C	Purchasing Prostitution	0	0	0	0	-	-	-	-	-	-	0.00%
120	Robbery	17	11	6	10	-35.29%	-45.45%	66.67%	0.30%	0.28%	0.16%	0.21%
	Sex Offenses, Non-Consensual	79	54	97	42	-31.65%	79.63%	-56.70%	1.38%	1.39%	2.59%	0.89%
11A	Rape	40	22	42	20	-45.00%	90.91%	-52.38%	0.70%	0.57%	1.12%	0.42%
11B	Sodomy	3	4	5	3	33.33%	25.00%	-40.00%	0.05%	0.10%	0.13%	0.06%
11C	Sexual Assault with an Object	2	1	3	1	-50.00%	200.00%	-66.67%	0.03%	0.03%	0.08%	0.02%
11D	Fondling	34	27	47	18	-20.59%	74.07%	-61.70%	0.59%	0.70%	1.26%	0.38%
	Sex Offenses, Consensual	0	0	0	1	-	-	-	0.00%	0.00%	0.00%	0.02%
36A	Incest	0	0	0	0	-	-	-	0.00%	0.00%	0.00%	0.00%
36B	Statutory Rape	0	0	0	1	-	-	-	0.00%	0.00%	0.00%	0.02%
280	Stolen Property Offenses	11	3	8	11	-72.73%	166.67%	37.50%	0.19%	0.08%	0.21%	0.23%
520	Weapon Law Violations	57	40	58	86	-29.82%	45.00%	48.28%	1.00%	1.03%	1.55%	1.82%
	Animal Cruelty	3	0	3	0	-100.00%	-	-100.00%				
	Group A Total	4,490	3,138	3,149	3,933	-30.11%	0.35%	24.90%	78.48%	81.00%	84.09%	83.17%
	Group B Offenses											
90A	Bad Checks	1	0	0	0	-100.00%	-	-	0.02%	0.00%	0.00%	0.00%
90B	Curfew/Loitering/Vagrancy	3	2	5	0	-33.33%	150.00%	-100.00%	0.05%	0.05%	0.13%	0.00%
90C	Disorderly Conduct	65	26	19	47	-60.00%	-26.92%	147.37%	1.14%	0.67%	0.51%	0.99%
90D	Driving Under the Influence	64	54	47	78	-15.63%	-12.96%	65.96%	1.12%	1.39%	1.26%	1.65%
90E	Drunkenness	131	45	64	130	-65.65%	42.22%	103.13%	2.29%	1.16%	1.71%	2.75%
90F	Family Offenses, Nonviolent	5	2	1	3	-60.00%	-50.00%	200.00%	0.09%	0.05%	0.03%	0.06%
90G	Liquor Law Violations	733	424	314	344	-42.16%	-25.94%	9.55%	12.81%	10.94%	8.38%	7.27%
90H	Peeping Tom	0	0	0	1	-	-	-	0.00%	0.00%	0.00%	0.02%
90J	Trespass of Real Property	148	136	99	145	-8.11%	-27.21%	46.46%	2.59%	3.51%	2.64%	3.07%
90Z	All Other Offenses	81	47	47	48	-41.98%	0.00%	2.13%	1.42%	1.21%	1.26%	1.02%
	Group B Total	1,231	736	596	796	-40.21%	-19.02%	33.56%	21.52%	19.00%	15.91%	16.83%
	Total Crimes for the Year	5,721	3,874	3,745	4,729	-32.28%	-3.33%	26.28%	100.00%	100.00%	100.00%	100.00%

Footnote: 1) The number zero (0) is defined as infinite by basic mathematical rules and is not divisible. Therefore, all calculations in the analysis using zero (0) result in an undefined result (-).

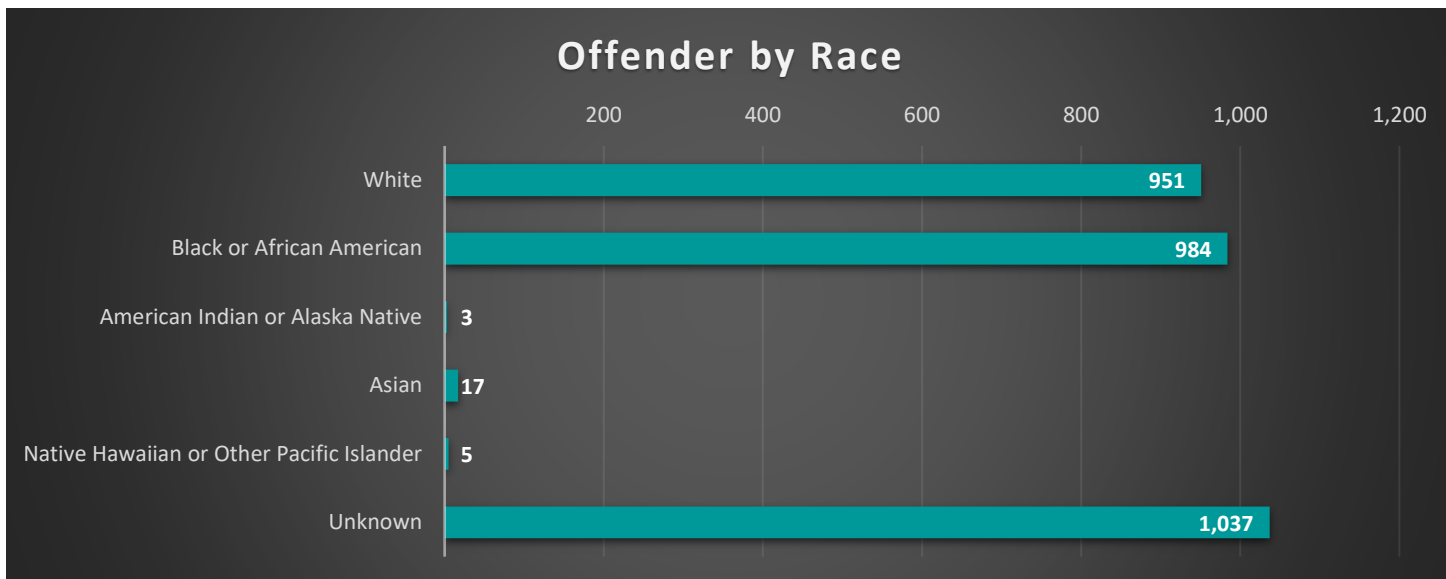
## Victim and Offender Overview

The following examines 2022 victim and offender data of Group A offenses reported to TIBRS by colleges/universities. Per TIBRS, Group A incidents are committed by the same offender, or group of offenders acting in concert, at the same time and place. A total of 3,933 Group A offenses were reported to TIBRS in 2022 resulting in a 24.11% increase when comparing data from 2021.



In 2022, a total of 2,399 victims of Group A incidents were reported. An examination of the makeup of these victims show that reported crimes occurred to Males and Females at roughly the same rate, or 48.23% and 49.81% respectively. When examining victims by race, it can be seen that victims reported as White comprised the majority at 62.86%, with those categorized as Black or African American comprising 27.39%. Some victim demographics were reported as Unknown by relevant agencies, occurring with 1.96% of Victim sexes, and 4.67% of Victim Races.





A total of 2,997 Group A offenders were reported in 2022. While victim sexes among victims were basically equal, reported offenders showed a larger tendency to be Male, accounting for 49.22% of offenders, compared to female at 18.38%. When analyzing reported races of offenders, the most commonly reported is Black or African American 32.83% of reported offenders, followed closely by those reported White, 31.73%. In many cases Offender demographics were unknown to the reporting agency, occurring in 32.40% of offender sex reports and 34.60% for offender race.

## Victim to Offender Relationship Type

The TIBRS element of Victim to Offender Relationship is collected in all cases considered to be Crimes against Persons or Robbery. This data is collected to better understand trends between violent crimes and previous connections people may have. Some types of relationships collected include Intimate, Family, Acquaintance, Stranger, Victim was Offender, and Unknown.

Offense Category	Intimate	Family	Acquaintance	Stranger	Victim was Offender	Unknown
Kidnapping	4	0	0	1	0	0
Rape	2	0	10	1	0	3
Sodomy	0	0	3	0	0	0
Sexual Assault w/ Object	0	0	1	0	0	0
Fondling	1	0	11	2	0	3
Statutory Rape	0	0	1	0	0	0
Aggravated Assault	5	1	13	6	0	16
Simple Assault	58	10	114	40	12	69
Intimidation	13	3	98	25	6	69
Stalking	13	0	18	5	0	13
Robbery	1	0	0	3	0	2
Murder	0	0	1	0	0	1
<b>Total</b>	<b>97</b>	<b>14</b>	<b>270</b>	<b>83</b>	<b>18</b>	<b>176</b>

A total of 658 Victim to Offender relationships were reported in 2022. Of those reported, the most common was Acquaintance (41.03%), followed by Intimate Victim to Offender relationships, accounting for 14.74%. The Victim to Offender relationship type of Unknown accounted for 26.75%.

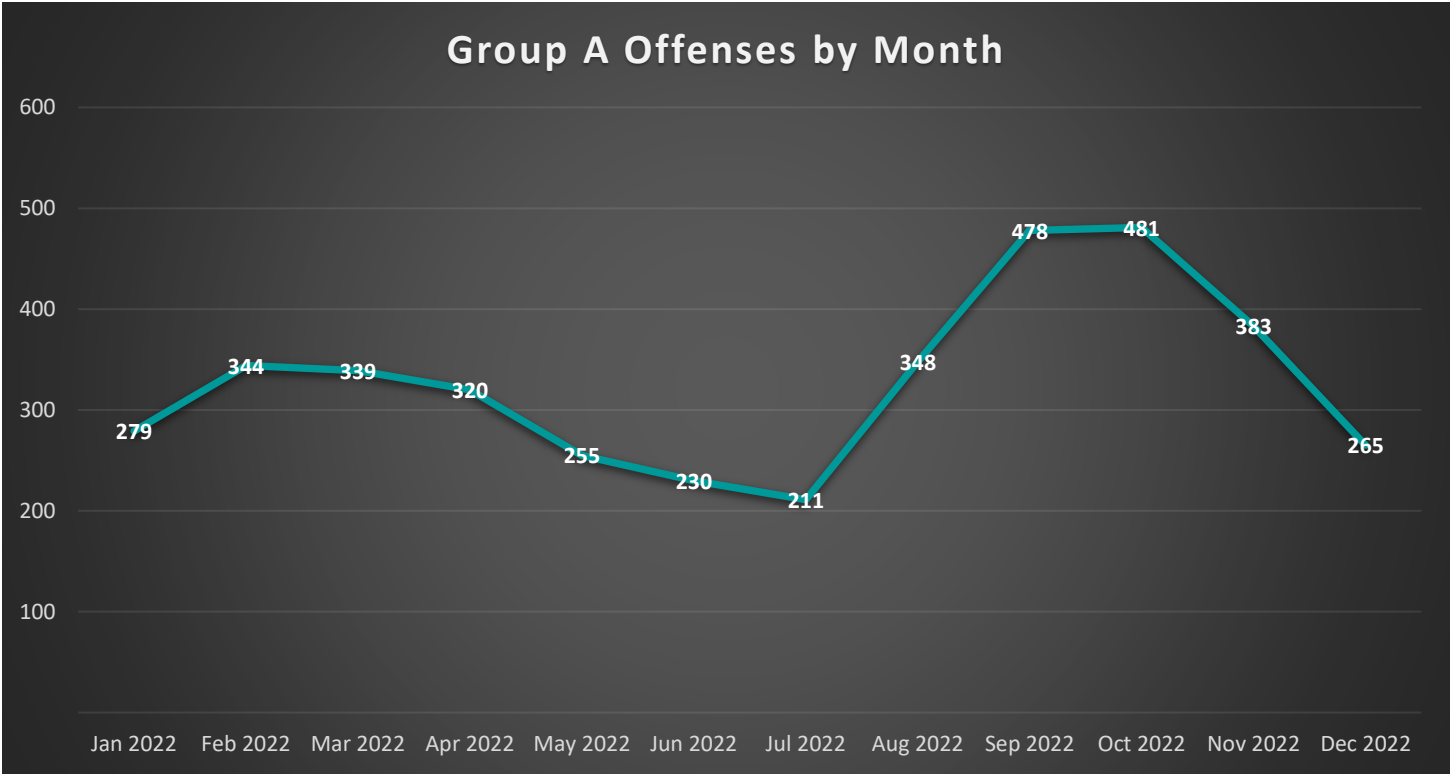




In both sex offenses and non-sex offenses, the Victim to Offender Relationship is most often identified as being that of an Acquaintance, 39.64% of non-sex offenses and 33.33% of sex offenses. Contrary to the widely held belief, the Victim to Offender Relationship category of Stranger is relatively uncommon in both sex and non-sex offenses, 12.89% of non-sex offenses, and 4.94% of sex offenses.

Group A Offenses by Location	
Location	#
School – College/University	1,798
Parking Lot/Garage	890
Residence/Home	668
Highway/Road/Alley	648
Hospital	373
Other/Unknown	89
Arena/Stadium/Fairgrounds/Coliseum	74
Specialty Store (TV, Fur, etc.)	69
Government/Public Building	62
Restaurant	53
Department/Discount Store	46
Community Center	32
Commercial/Office Building	31
Doctor's Office	29
Library	26
Locker Room	24
Park/Playground	20
Cyberspace	19
Field/Woods	18
School – Elementary/Secondary	14
Construction Site	14
Hotel/Motel/Etc.	12
Grocery/Supermarket	12
School/College (Historical Only)	11
Convenience Store	10
Bank/Savings and Loan	6
Church/Synagogue/Temple	6
Farm Facility	4
Pharmacy	3
Daycare Facility	3
Abandoned/Condemned Structure	3
Bar/Night Club	1
Rental Storage Facility	1
Shopping Mall	1
Lake/Waterway	1

Additional data collected by the TIBRS program includes the location where a crime was reported to have occurred. When looking at crimes on campus, the most common one is, of course, School – College/University, at 1,798 of 5,071 reported locations, or 35.46%. Incidents may have multiple locations reported, including locations like Cyberspace. This locations can only be reported in conjunction with another location type, such as Residence/Home.



Examining when Group A Offenses occurred, it is shown that the highest amounts are clustered towards the beginning of the academic year, in September and October, 12.15% and 12.23% respectively. Conversely, reports of Group A Offenses drop in the summer months, particularly in June and July, 5.85% and 5.36%, when less classes tend to be offered and there are fewer people on campus.

## Violent Crime Overview

From 2021 to 2022 the amount of violent crime on campus showed a marked decrease. The number of reports of violent incidents dropped by over a quarter, 27.44%.

Offense Category	2019	2020	2021	2022	% Change 2021-2022
Murder	1	0	1	2	100.00%
Kidnapping/Abduction	6	3	4	5	25.00%
Forcible Rape	40	22	42	20	-52.38%
Forcible Sodomy	3	4	5	3	-40.00%
Sexual Assault W/Object	2	1	3	1	-66.67%
Forcible Fondling	34	27	47	18	-61.70%
Aggravated Assault	70	30	56	60	7.14%
Robbery	17	11	6	10	66.67%
<b>Totals</b>	<b>173</b>	<b>98</b>	<b>164</b>	<b>119</b>	<b>-27.44%</b>

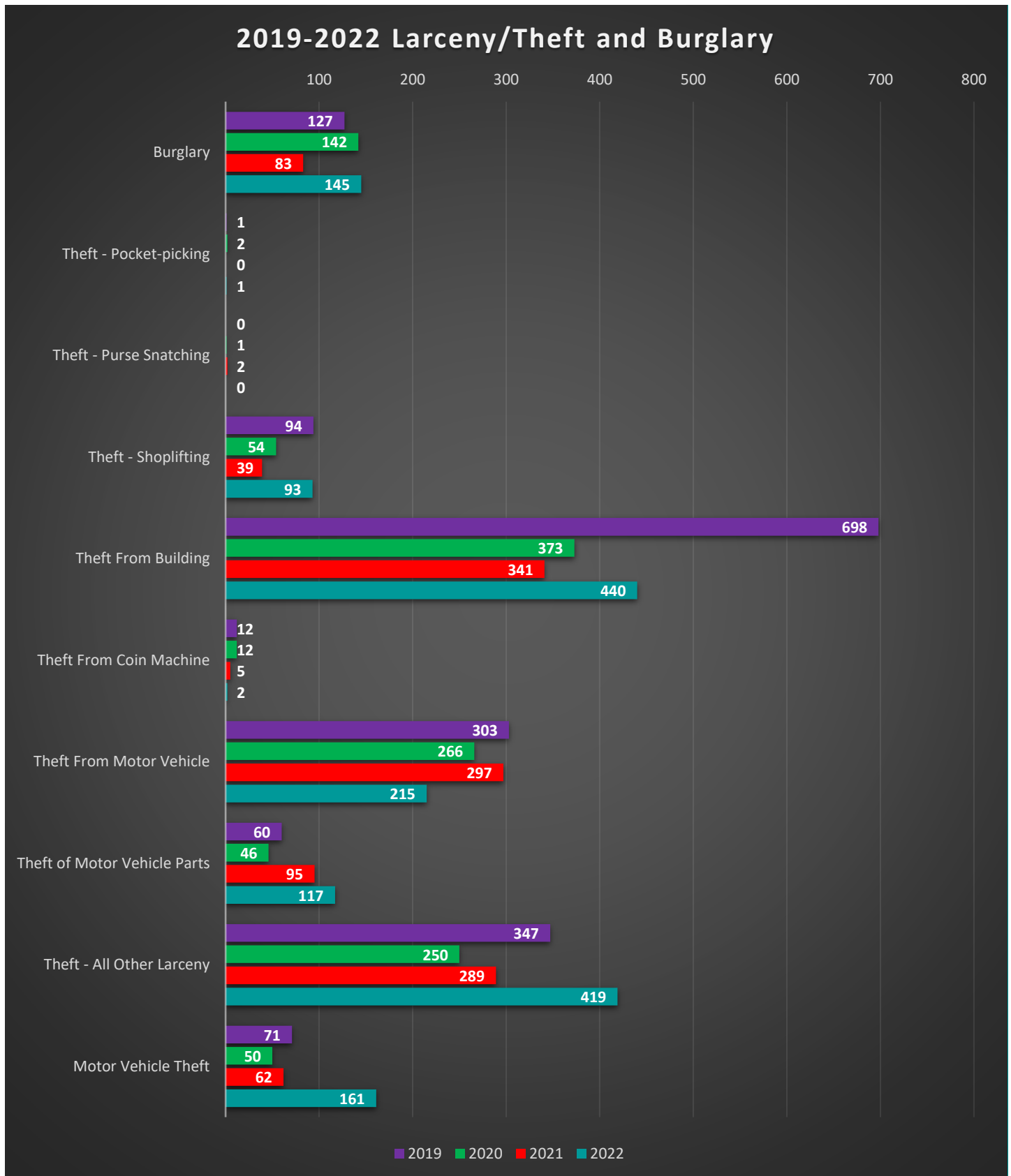
Weapon Type	Murder	Kidnapping Abduction	Rape	Sodomy	Sex Assault W/Object	Forcible Fondling	Agg. Assault	Robbery
Firearm (Type Not Stated)	1	0	0	0	0	0	1	0
Handgun	1	0	0	0	0	0	16	2
Knife/Cutting Instrument	0	0	0	0	0	0	6	1
Blunt Object	0	0	0	0	0	0	4	0
Motor Vehicle	0	0	0	0	0	0	7	0
Asphyxiation	0	0	1	0	0	0	0	0
Personal Weapons	0	3	8	2	1	15	13	4
Drugs/Narcotics	0	0	0	0	0	0	3	0
Other	0	0	2	0	0	2	13	0
Unknown	0	1	3	0	0	0	1	1

A data element used in the reporting of violent offenses in the TIBRS program is that of the weapon used during the offense. In 2022, 112 weapons were reported as having been used in violent Crime on Campus offenses. Of these, the most commonly reported weapon was Personal Weapons, which includes hands, fists, feet, teeth, etc., which made up 41.07% of weapons used.

Although TIBRS requires each entry to be as specific as possible, weapon types and use of force are categories based upon the types of weapons available for selection within the program criteria. "Other" is used when the weapon type is not available and "Unknown" is used when the victim does not know or does not report the type of weapon used in a violent offense. It is important to remember that multiple weapon types may be used when reporting an offense. For instance, if someone were assaulted with a baseball bat and a knife, it would be counted as one victim, one assailant, one offense, but two weapon types.


## Larceny/Theft and Burglary Offenses

Larceny/Theft offenses accounted for 27.22% of crimes on campus in 2022. The number of offenses increased 20.51% from 2021, and additionally, Burglary increased 74.70%.



From 2021 to 2022, Larceny/Theft offenses showed a growth in reporting nearly across the board, with the largest significant increase occurring with the crime of Motor Vehicle theft, increasing 159.68%. The most commonly reported type of theft or larceny reported in both 2021 and 2022 was Theft From Building. However, 2022 had a 29.03% increase of reports over 2021. The largest significant decrease in reports occurred with the offenses Theft From Motor Vehicle, dropping 27.61% from 2021.

Per TIBRS, Crimes Against Property are measured by one offense for each distinct case, except in the case of Motor Vehicle Theft, where one offense is counted for each vehicle stolen.



TIBRS allows for the reporting of the type of loss a victim suffers during a particular incident. In crimes dealing with property in 2022, property categorized as Stolen made up over half the reports, at 59.46%. The other two significantly reported types of property loss were Seized (20.24%) and Destroyed/Damaged/Vandalized (13.55%). Of property reported as lost in 2022, 6.54% was later reported as recovered.

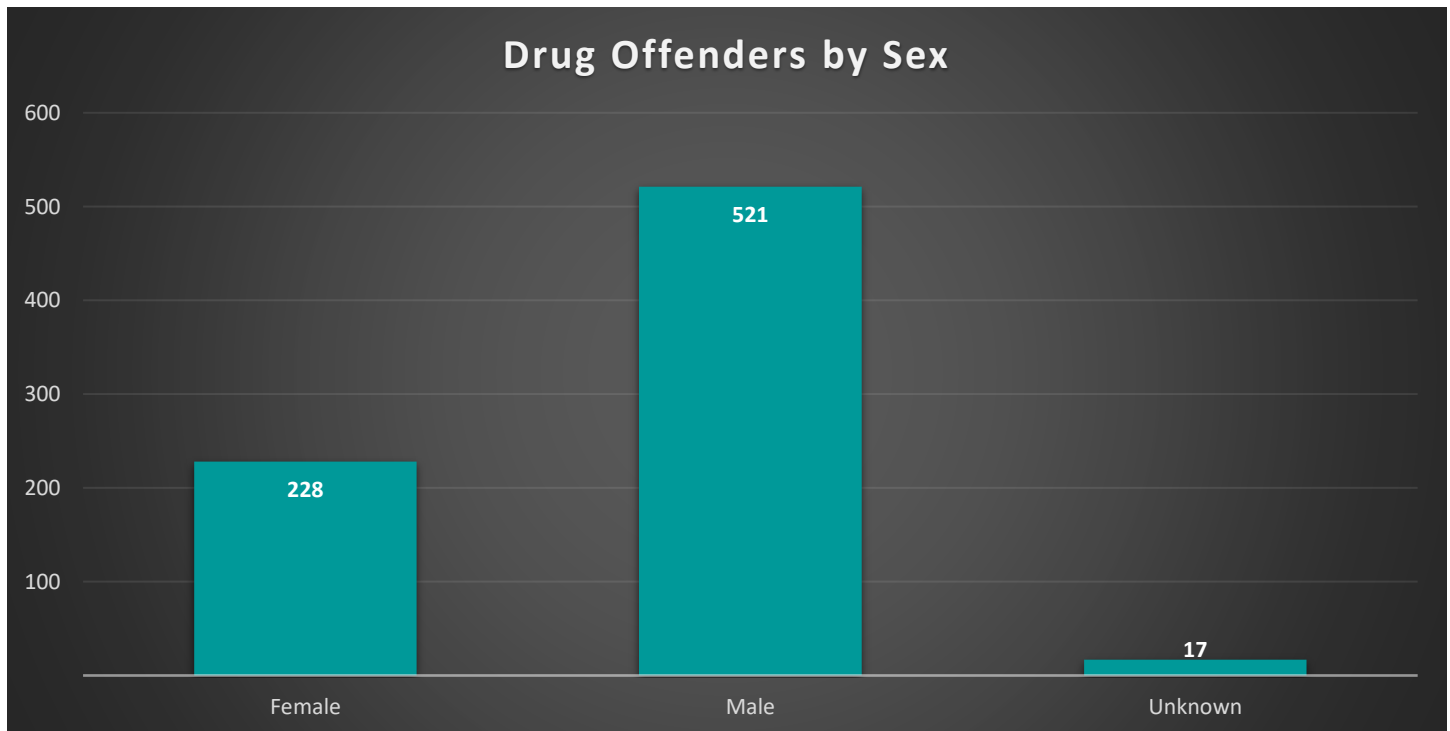


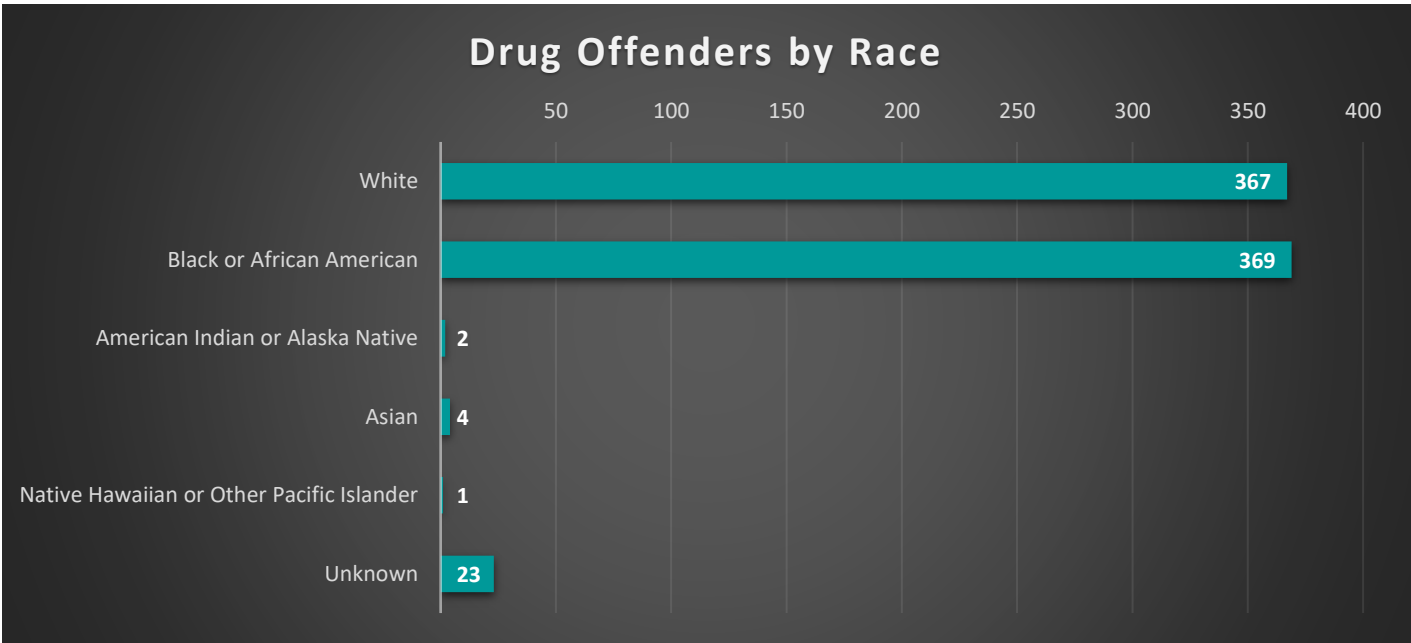
## Drug/Narcotic and Equipment Violations

In 2022, Drug/Narcotic offenses accounted for 17.91% of crimes on campus in 2022.

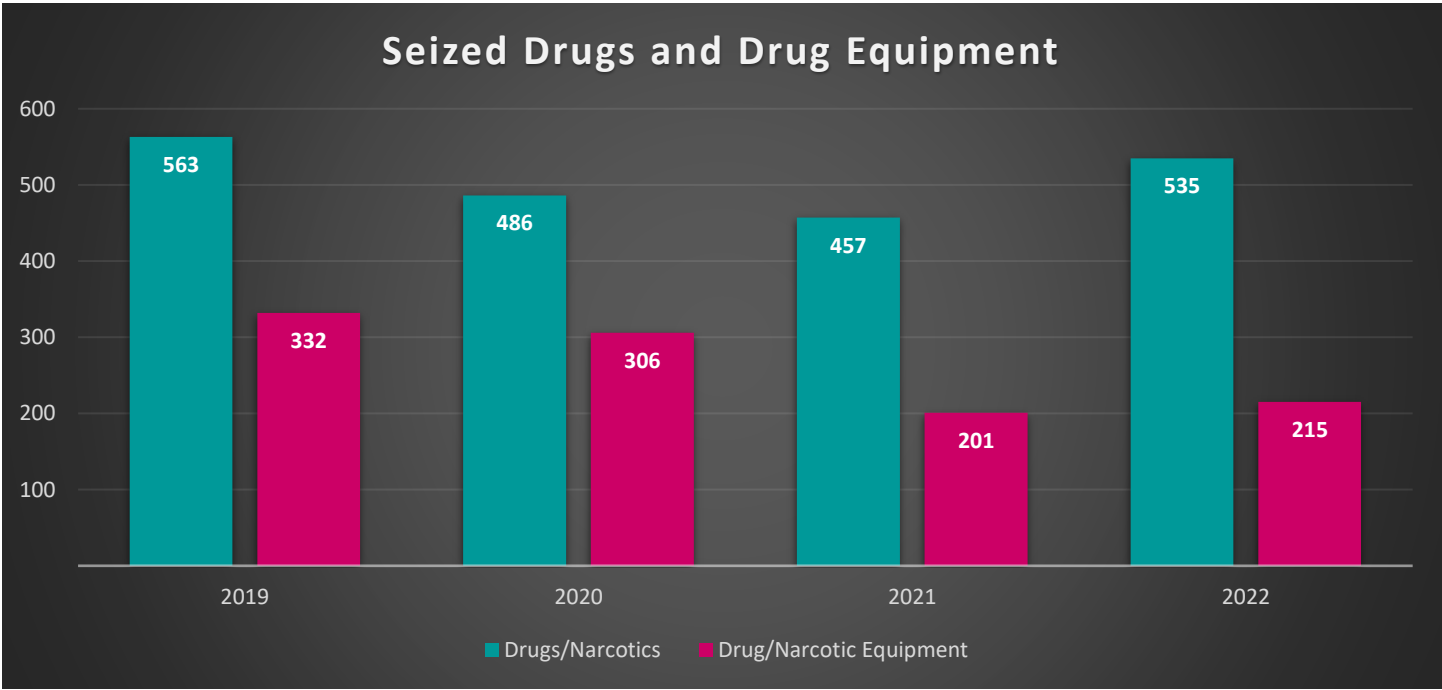
Location Type	#
Highway/Road/Alley	322
School – College/University	209
Residence/Home	183
Hospital	156
Parking Lot/Garage	77
Other/Unknown	16
Convenience Store	5
Government/Public Building	5
Field/Woods	5
Commercial/Office Building	3
Hotel/Motel/Etc.	3
Park/Playground	3
School/College (Historical Only)	2
Community Center	2
Arena/Stadium/Fairgrounds/Coliseum	2
Doctor's Office	1

The most common location type reported in Drug/Narcotic offenses in 2022 was Highway/Road/Alley, accounting for 322 of the 994 reported locations, 32.39%. Other largely reported locations were School- College/University (21.03%), Residence/Home (18.41%), and Hospital (15.69%).





Males comprised just over two thirds of reported Drug/Narcotics offenders at 68.02% of the 766 reported. When looking at offenders by race, nearly all of them were reported to be either White or Black or African American, each comprising an almost identical portion of offenders, 47.91% and 48.17% respectively.

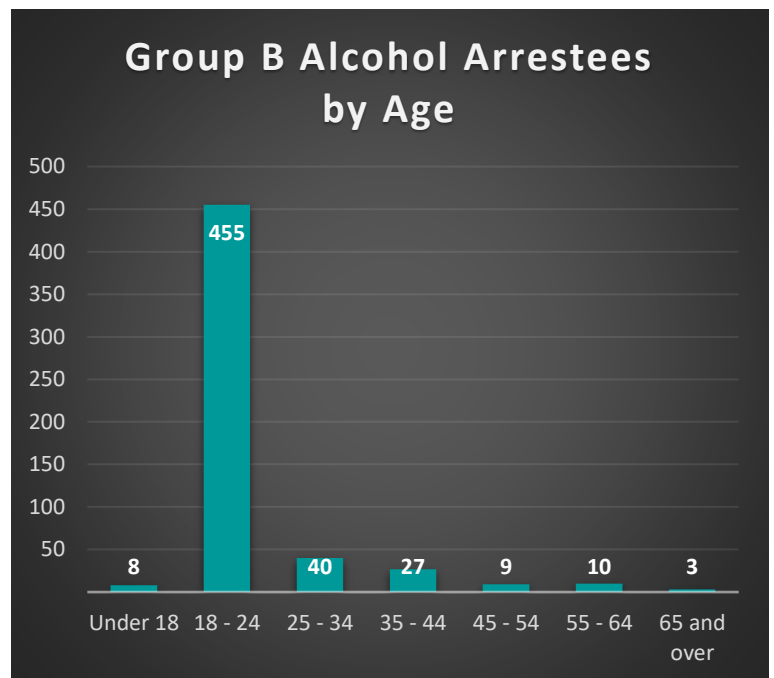
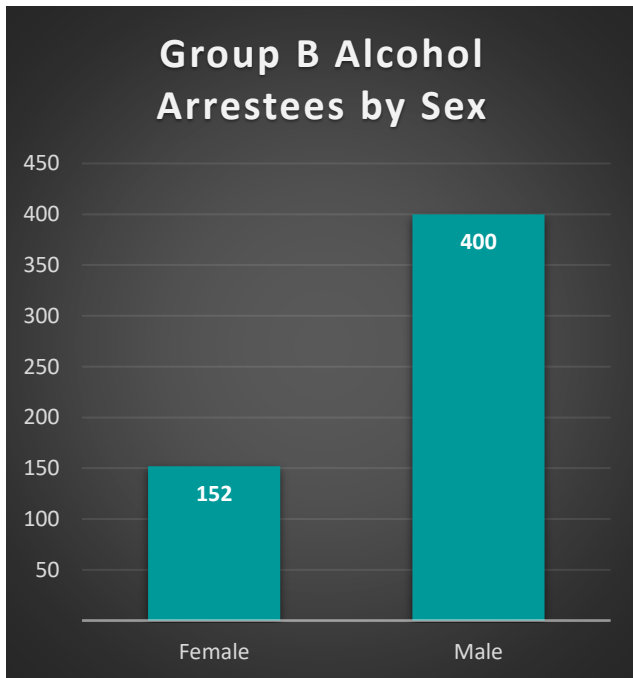


2022 saw an increase in both seized Drugs/Narcotics and Drug/Narcotic Equipment when compared to 2021, with seized narcotics being reported 17.07% more often, and seized equipment increasing 6.97%. This increase breaks the trend of previous 3 years showing a decrease in seized drugs and equipment when compared to the year before.

## Group B Overview

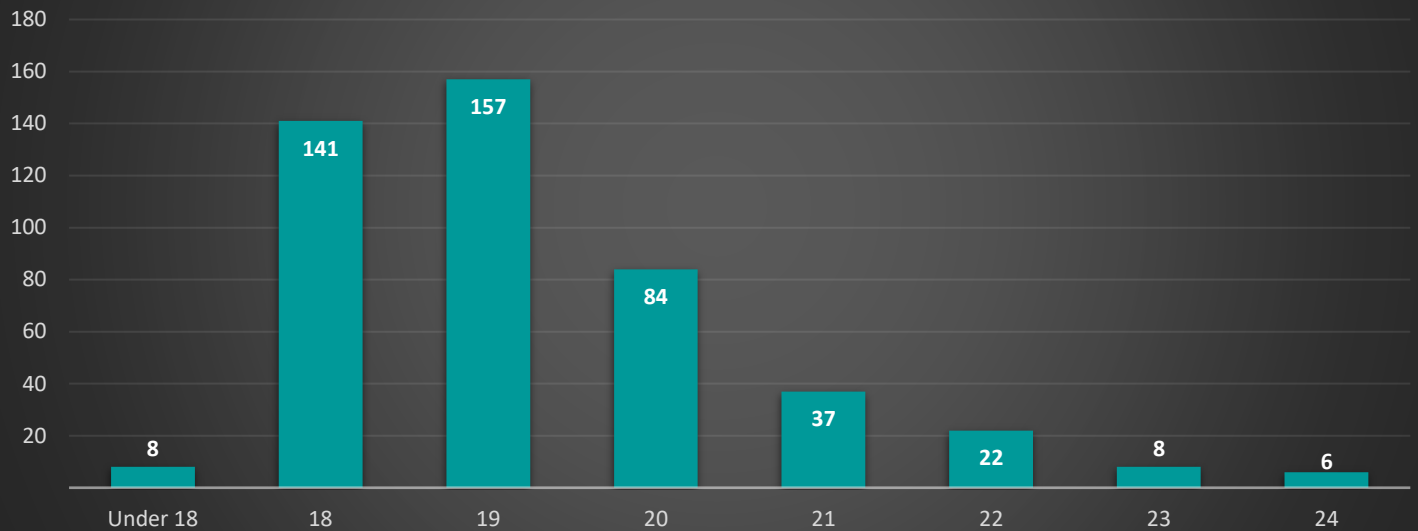
The total number of Group B arrests increased by 33.56% between 2021 and 2022, with the most significant increases occurring with Disorderly Conduct (147.37%), Drunkenness (103.13%), and DUI (65.96%). Although Group B arrests increased this year, Group B arrests are still lower than they were in 2019, with the notable exception of DUI, which increased by 21.88%.

Offense Type	2019	2020	2021	2022	2019-2022 %	2021-2022 %
Bad Checks	1	0	0	0	-100.00%	-
Curfew/Vagrancy	3	2	5	0	-100.00%	-100.00%
Disorderly Conduct	65	26	19	47	-27.69%	147.37%
DUI	64	54	47	78	21.88%	65.96%
Drunkenness	131	45	64	130	-0.76%	103.13%
Family, Non-Violent	5	2	1	3	-40.00%	200.00%
Liquor Law Violations	733	424	314	344	-53.07%	9.55%
Peeping Tom	0	0	0	1	-	-
Trespass	148	136	99	145	-2.03%	46.46%
90Z: All Other Offenses	81	47	47	48	-40.74%	2.13%
<b>Total</b>	<b>1,231</b>	<b>736</b>	<b>596</b>	<b>796</b>	<b>-35.34%</b>	<b>33.56%</b>



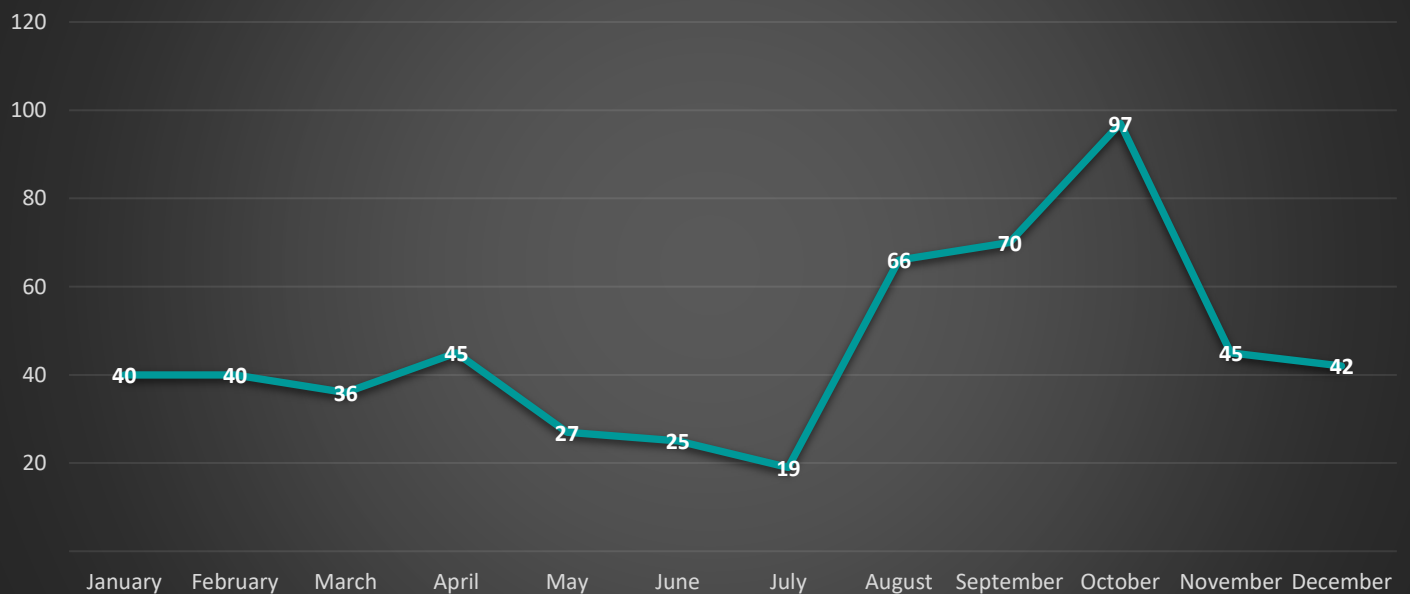
Within the context of exclusively Alcohol-Related Group B Arrestees, 72.46% were reported as having been Male, with the remaining 27.54% being Female. When examining arrestees by age, the most common age group is on the younger end, with it being ages 18-24.

## Alcohol Arrestee Age Breakdown (Under 18-24)



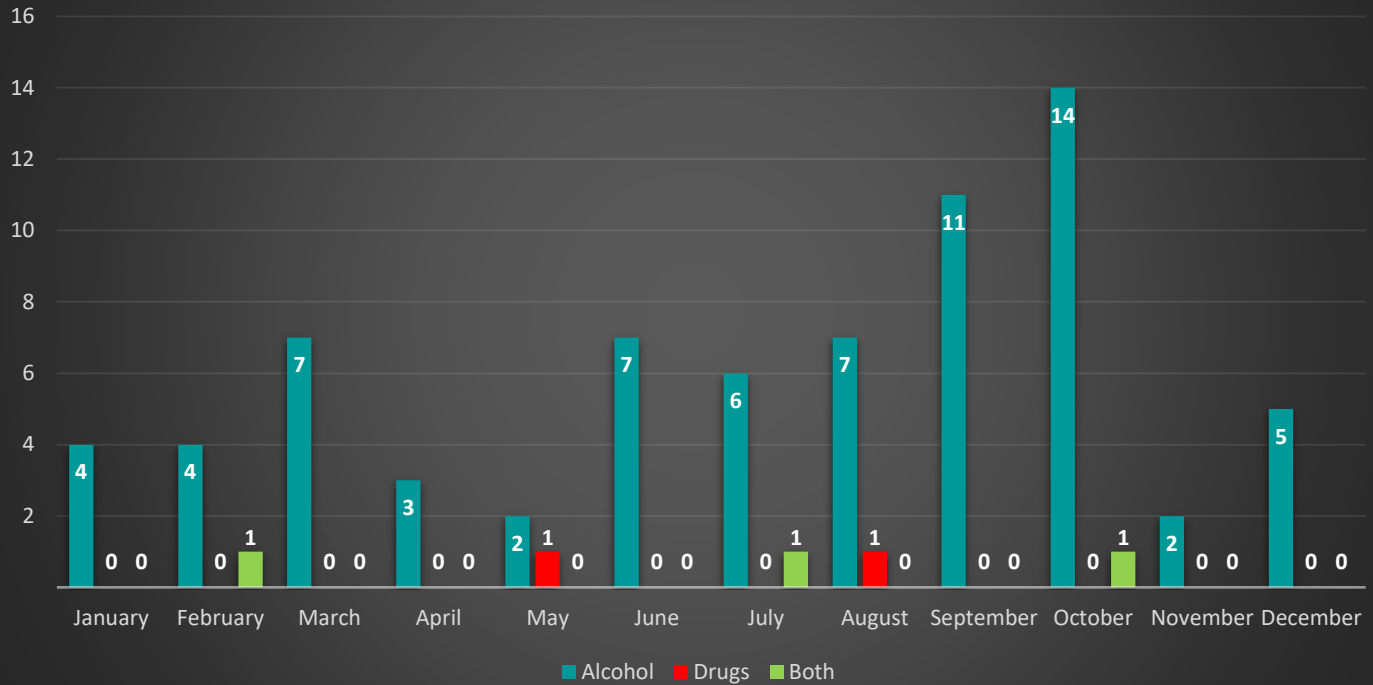
Given that such a large amount of Alcohol Arrestees in Crime on Campus cases tended to within the younger age bracket of 18-24, it was helpful to further breakdown that age group. In doing so, it can be seen that the majority of arrestees were either 18 (30.45%) or 19 (33.91%). Beyond this, the amount of arrestees drops for each age after, with a noticeable dip when the legal drinking age is reached and underage drinking charges will no longer apply.

## Alcohol Related Arrests by Month




Breaking down Alcohol Related Arrests by month shows a similar trend to the distribution of reported Group A Crimes. The most common months for Alcohol Related Arrests occurred towards the beginning of the academic year in August (11.96%), September (12.68%), and October (17.57%). Similarly, a lull occurs during the summer months, when most classes are out of session with the lowest amounts being in May (4.89%), June (4.53%), and July (3.44%).

## DUI Cause (Alcohol, Drugs, or Both)



Finally, we examined DUIs and specifically how they could be separated into the cause of intoxication. Throughout 2022, 77 incidents categorized as a DUI were reported, with the highest amount occurring at the same time as most Alcohol Related arrests, in October (19.48%). However, DUIs did not entirely follow the same trend as Alcohol arrests as a whole, with August having the third most DUI arrests (10.39%), with March, June, and July directly following (9.09% each).



# Crime on Campus **2022**

## **On-Campus Institutions**

## Aquinas College - 2022

GROUP A OFFENSES	Offense	Rate per 1,000	Cleared	% Cleared
<b>Homicide Offenses (Total)</b>	<b>0</b>	<b>0.0</b>	<b>0</b>	<b>0.0</b>
Murder	0	0.0	0	0.0
Negligent Manslaughter	0	0.0	0	0.0
Negligent Vehicular Manslaughter	0	0.0	0	0.0
<b>Kidnapping/Abduction</b>	<b>0</b>	<b>0.0</b>	<b>0</b>	<b>0.0</b>
<b>Sex Offenses (Forcible) (Total)</b>	<b>0</b>	<b>0.0</b>	<b>0</b>	<b>0.0</b>
Forcible Rape	0	0.0	0	0.0
Forcible Sodomy	0	0.0	0	0.0
Sexual Assault W/Object	0	0.0	0	0.0
Forcible Fondling	0	0.0	0	0.0
<b>Robbery</b>	<b>0</b>	<b>0.0</b>	<b>0</b>	<b>0.0</b>
<b>Assault Offenses (Total)</b>	<b>1</b>	<b>10.8</b>	<b>1</b>	<b>100.0</b>
Aggravated Assault	0	0.0	0	0.0
Simple Assault	1	10.8	1	100.0
Intimidation	0	0.0	0	0.0
Stalking	0	0.0	0	0.0
<b>Arson</b>	<b>0</b>	<b>0.0</b>	<b>0</b>	<b>0.0</b>
<b>Extortion/Blackmail</b>	<b>0</b>	<b>0.0</b>	<b>0</b>	<b>0.0</b>
<b>Burglary</b>	<b>0</b>	<b>0.0</b>	<b>0</b>	<b>0.0</b>
<b>Larceny/Theft Offenses (Total)</b>	<b>1</b>	<b>10.8</b>	<b>0</b>	<b>0.0</b>
Theft - Pocket-picking	0	0.0	0	0.0
Theft - Purse Snatching	0	0.0	0	0.0
Theft - Shoplifting	0	0.0	0	0.0
Theft From Building	1	10.8	0	0.0
Theft From Coin Machine	0	0.0	0	0.0
Theft From Motor Vehicle	0	0.0	0	0.0
Theft of Motor Vehicle Parts	0	0.0	0	0.0
Theft - All Other Larceny	0	0.0	0	0.0
<b>Motor Vehicle Theft</b>	<b>0</b>	<b>0.0</b>	<b>0</b>	<b>0.0</b>
<b>Counterfeiting/Forgery</b>	<b>0</b>	<b>0.0</b>	<b>0</b>	<b>0.0</b>
<b>Fraud Offenses (Total)</b>	<b>0</b>	<b>0.0</b>	<b>0</b>	<b>0.0</b>
Fraud - Computer Hacking/Invasion	0	0.0	0	0.0
Fraud - Credit Card/ATM	0	0.0	0	0.0
Fraud - False Pretenses	0	0.0	0	0.0
Fraud - Identity Theft	0	0.0	0	0.0
Fraud - Impersonation	0	0.0	0	0.0
Fraud - Welfare	0	0.0	0	0.0
Fraud - Wire	0	0.0	0	0.0
<b>Embezzlement</b>	<b>0</b>	<b>0.0</b>	<b>0</b>	<b>0.0</b>
<b>Stolen Property Offenses</b>	<b>0</b>	<b>0.0</b>	<b>0</b>	<b>0.0</b>
<b>Destruction/Damage/Vandalism</b>	<b>0</b>	<b>0.0</b>	<b>0</b>	<b>0.0</b>
<b>Drug/Narcotic Violations (Total)</b>	<b>0</b>	<b>0.0</b>	<b>0</b>	<b>0.0</b>
Drug/Narcotic Violations	0	0.0	0	0.0
Drug/Narcotic Equipment Violations	0	0.0	0	0.0

GROUP A OFFENSES	Offense	Rate per 1,000	Cleared	% Cleared
<b>Sex Offenses (Nonforcible) (Total)</b>	<b>0</b>	<b>0.0</b>	<b>0</b>	<b>0.0</b>
Incest	0	0.0	0	0.0
Statutory Rape	0	0.0	0	0.0
<b>Pornography/Obscene Material</b>	<b>0</b>	<b>0.0</b>	<b>0</b>	<b>0.0</b>
<b>Gambling Offenses (Total)</b>	<b>0</b>	<b>0.0</b>	<b>0</b>	<b>0.0</b>
Gambling - Betting/Wagering	0	0.0	0	0.0
Gambling - Operating/Promoting	0	0.0	0	0.0
Gambling - Equipment Violations	0	0.0	0	0.0
Gambling - Sports Tampering	0	0.0	0	0.0
<b>Prostitution Offenses (Total)</b>	<b>0</b>	<b>0.0</b>	<b>0</b>	<b>0.0</b>
Prostitution	0	0.0	0	0.0
Prostitution Assisting/Promoting	0	0.0	0	0.0
Purchasing Prostitution	0	0.0	0	0.0
<b>Human Trafficking Offenses (Total)</b>	<b>0</b>	<b>0.0</b>	<b>0</b>	<b>0.0</b>
Commercial Sex Acts	0	0.0	0	0.0
Involuntary Servitude	0	0.0	0	0.0
<b>Bribery</b>	<b>0</b>	<b>0.0</b>	<b>0</b>	<b>0.0</b>
<b>Weapon Law Violations</b>	<b>0</b>	<b>0.0</b>	<b>0</b>	<b>0.0</b>
<b>Animal Cruelty</b>	<b>0</b>	<b>0.0</b>	<b>0</b>	<b>0.0</b>

GROUP B OFFENSES	Offenses	Rate per 1,000
Bad Checks	0	0.0
Curfew/Vagrancy	0	0.0
Disorderly Conduct	0	0.0
DUI	0	0.0
Drunkenness	0	0.0
Family-Non Violent	0	0.0
Liquor Law Violations	0	0.0
Peeping Tom	0	0.0
Trespass	0	0.0
All Other Offenses	0	0.0

2022 Fall Term Campus Population	
Undergraduate Enrollment	49
Graduate Enrollment	6
Staff Personnel	12
Faculty Personnel	23
Security Personnel	3
<b>Total Campus Population</b>	<b>93</b>



## Austin Peay State University - 2022

GROUP A OFFENSES	Offense	Rate per 1,000	Cleared	% Cleared
<b>Homicide Offenses (Total)</b>	<b>0</b>	<b>0.0</b>	<b>0</b>	<b>0.0</b>
Murder	0	0.0	0	0.0
Negligent Manslaughter	0	0.0	0	0.0
Negligent Vehicular Manslaughter	0	0.0	0	0.0
<b>Kidnapping/Abduction</b>	<b>0</b>	<b>0.0</b>	<b>0</b>	<b>0.0</b>
<b>Sex Offenses (Forcible) (Total)</b>	<b>2</b>	<b>0.3</b>	<b>0</b>	<b>0.0</b>
Forcible Rape	1	0.1	0	0.0
Forcible Sodomy	1	0.1	0	0.0
Sexual Assault W/Object	0	0.0	0	0.0
Forcible Fondling	0	0.0	0	0.0
<b>Robbery</b>	<b>0</b>	<b>0.0</b>	<b>0</b>	<b>0.0</b>
<b>Assault Offenses (Total)</b>	<b>14</b>	<b>1.8</b>	<b>10</b>	<b>71.4</b>
Aggravated Assault	2	0.3	0	0.0
Simple Assault	11	1.4	10	90.9
Intimidation	1	0.1	0	0.0
Stalking	0	0.0	0	0.0
<b>Arson</b>	<b>0</b>	<b>0.0</b>	<b>0</b>	<b>0.0</b>
<b>Extortion/Blackmail</b>	<b>0</b>	<b>0.0</b>	<b>0</b>	<b>0.0</b>
<b>Burglary</b>	<b>9</b>	<b>1.2</b>	<b>2</b>	<b>22.2</b>
<b>Larceny/Theft Offenses (Total)</b>	<b>17</b>	<b>2.2</b>	<b>2</b>	<b>11.8</b>
Theft - Pocket-picking	0	0.0	0	0.0
Theft - Purse Snatching	0	0.0	0	0.0
Theft - Shoplifting	0	0.0	0	0.0
Theft From Building	4	0.5	0	0.0
Theft From Coin Machine	0	0.0	0	0.0
Theft From Motor Vehicle	8	1.1	2	25.0
Theft of Motor Vehicle Parts	0	0.0	0	0.0
Theft - All Other Larceny	5	0.7	0	0.0
<b>Motor Vehicle Theft</b>	<b>2</b>	<b>0.3</b>	<b>0</b>	<b>0.0</b>
<b>Counterfeiting/Forgery</b>	<b>0</b>	<b>0.0</b>	<b>0</b>	<b>0.0</b>
<b>Fraud Offenses (Total)</b>	<b>2</b>	<b>0.3</b>	<b>0</b>	<b>0.0</b>
Fraud - Computer Hacking/Invasion	0	0.0	0	0.0
Fraud - Credit Card/ATM	1	0.1	0	0.0
Fraud - False Pretenses	1	0.1	0	0.0
Fraud - Identity Theft	0	0.0	0	0.0
Fraud - Impersonation	0	0.0	0	0.0
Fraud - Welfare	0	0.0	0	0.0
Fraud - Wire	0	0.0	0	0.0
<b>Embezzlement</b>	<b>0</b>	<b>0.0</b>	<b>0</b>	<b>0.0</b>
<b>Stolen Property Offenses</b>	<b>0</b>	<b>0.0</b>	<b>0</b>	<b>0.0</b>
<b>Destruction/Damage/Vandalism</b>	<b>6</b>	<b>0.8</b>	<b>3</b>	<b>50.0</b>
<b>Drug/Narcotic Violations (Total)</b>	<b>53</b>	<b>7.0</b>	<b>48</b>	<b>90.6</b>
Drug/Narcotic Violations	34	4.5	29	85.3
Drug/Narcotic Equipment Violations	19	2.5	19	100.0

GROUP A OFFENSES	Offense	Rate per 1,000	Cleared	% Cleared
<b>Sex Offenses (Nonforcible) (Total)</b>	<b>0</b>	<b>0.0</b>	<b>0</b>	<b>0.0</b>
Incest	0	0.0	0	0.0
Statutory Rape	0	0.0	0	0.0
<b>Pornography/Obscene Material</b>	<b>0</b>	<b>0.0</b>	<b>0</b>	<b>0.0</b>
<b>Gambling Offenses (Total)</b>	<b>0</b>	<b>0.0</b>	<b>0</b>	<b>0.0</b>
Gambling - Betting/Wagering	0	0.0	0	0.0
Gambling - Operating/Promoting	0	0.0	0	0.0
Gambling - Equipment Violations	0	0.0	0	0.0
Gambling - Sports Tampering	0	0.0	0	0.0
<b>Prostitution Offenses (Total)</b>	<b>0</b>	<b>0.0</b>	<b>0</b>	<b>0.0</b>
Prostitution	0	0.0	0	0.0
Prostitution Assisting/Promoting	0	0.0	0	0.0
Purchasing Prostitution	0	0.0	0	0.0
<b>Human Trafficking Offenses (Total)</b>	<b>0</b>	<b>0.0</b>	<b>0</b>	<b>0.0</b>
Commercial Sex Acts	0	0.0	0	0.0
Involuntary Servitude	0	0.0	0	0.0
<b>Bribery</b>	<b>0</b>	<b>0.0</b>	<b>0</b>	<b>0.0</b>
<b>Weapon Law Violations</b>	<b>2</b>	<b>0.3</b>	<b>1</b>	<b>50.0</b>
<b>Animal Cruelty</b>	<b>0</b>	<b>0.0</b>	<b>0</b>	<b>0.0</b>

GROUP B OFFENSES	Offenses	Rate per 1,000
Bad Checks	0	0.0
Curfew/Vagrancy	0	0.0
Disorderly Conduct	1	0.1
DUI	14	1.8
Drunkenness	3	0.4
Family-Non Violent	0	0.0
Liquor Law Violations	18	2.4
Peeping Tom	0	0.0
Trespass	9	1.2
All Other Offenses	7	0.9

2022 Fall Term Campus Population	
Undergraduate Enrollment	5,934
Graduate Enrollment	596
Staff Personnel	655
Faculty Personnel	403
Security Personnel	26
<b>Total Campus Population</b>	<b>7,614</b>





## Baptist Health Sciences University - 2022

GROUP A OFFENSES	Offense	Rate per 1,000	Cleared	% Cleared
<b>Homicide Offenses (Total)</b>	<b>0</b>	<b>0.0</b>	<b>0</b>	<b>0.0</b>
Murder	0	0.0	0	0.0
Negligent Manslaughter	0	0.0	0	0.0
Negligent Vehicular Manslaughter	0	0.0	0	0.0
<b>Kidnapping/Abduction</b>	<b>0</b>	<b>0.0</b>	<b>0</b>	<b>0.0</b>
<b>Sex Offenses (Forcible) (Total)</b>	<b>0</b>	<b>0.0</b>	<b>0</b>	<b>0.0</b>
Forcible Rape	0	0.0	0	0.0
Forcible Sodomy	0	0.0	0	0.0
Sexual Assault W/Object	0	0.0	0	0.0
Forcible Fondling	0	0.0	0	0.0
<b>Robbery</b>	<b>0</b>	<b>0.0</b>	<b>0</b>	<b>0.0</b>
<b>Assault Offenses (Total)</b>	<b>0</b>	<b>0.0</b>	<b>0</b>	<b>0.0</b>
Aggravated Assault	0	0.0	0	0.0
Simple Assault	0	0.0	0	0.0
Intimidation	0	0.0	0	0.0
Stalking	0	0.0	0	0.0
<b>Arson</b>	<b>0</b>	<b>0.0</b>	<b>0</b>	<b>0.0</b>
<b>Extortion/Blackmail</b>	<b>0</b>	<b>0.0</b>	<b>0</b>	<b>0.0</b>
<b>Burglary</b>	<b>1</b>	<b>1.1</b>	<b>0</b>	<b>0.0</b>
<b>Larceny/Theft Offenses (Total)</b>	<b>2</b>	<b>2.2</b>	<b>0</b>	<b>0.0</b>
Theft - Pocket-picking	0	0.0	0	0.0
Theft - Purse Snatching	0	0.0	0	0.0
Theft - Shoplifting	0	0.0	0	0.0
Theft From Building	1	1.1	0	0.0
Theft From Coin Machine	0	0.0	0	0.0
Theft From Motor Vehicle	1	1.1	0	0.0
Theft of Motor Vehicle Parts	0	0.0	0	0.0
Theft - All Other Larceny	0	0.0	0	0.0
<b>Motor Vehicle Theft</b>	<b>0</b>	<b>0.0</b>	<b>0</b>	<b>0.0</b>
<b>Counterfeiting/Forgery</b>	<b>0</b>	<b>0.0</b>	<b>0</b>	<b>0.0</b>
<b>Fraud Offenses (Total)</b>	<b>0</b>	<b>0.0</b>	<b>0</b>	<b>0.0</b>
Fraud - Computer Hacking/Invasion	0	0.0	0	0.0
Fraud - Credit Card/ATM	0	0.0	0	0.0
Fraud - False Pretenses	0	0.0	0	0.0
Fraud - Identity Theft	0	0.0	0	0.0
Fraud - Impersonation	0	0.0	0	0.0
Fraud - Welfare	0	0.0	0	0.0
Fraud - Wire	0	0.0	0	0.0
<b>Embezzlement</b>	<b>0</b>	<b>0.0</b>	<b>0</b>	<b>0.0</b>
<b>Stolen Property Offenses</b>	<b>0</b>	<b>0.0</b>	<b>0</b>	<b>0.0</b>
<b>Destruction/Damage/Vandalism</b>	<b>1</b>	<b>1.1</b>	<b>0</b>	<b>0.0</b>
<b>Drug/Narcotic Violations (Total)</b>	<b>0</b>	<b>0.0</b>	<b>0</b>	<b>0.0</b>
Drug/Narcotic Violations	0	0.0	0	0.0
Drug/Narcotic Equipment Violations	0	0.0	0	0.0

GROUP A OFFENSES	Offense	Rate per 1,000	Cleared	% Cleared
<b>Sex Offenses (Nonforcible) (Total)</b>	<b>0</b>	<b>0.0</b>	<b>0</b>	<b>0.0</b>
Incest	0	0.0	0	0.0
Statutory Rape	0	0.0	0	0.0
<b>Pornography/Obscene Material</b>	<b>0</b>	<b>0.0</b>	<b>0</b>	<b>0.0</b>
<b>Gambling Offenses (Total)</b>	<b>0</b>	<b>0.0</b>	<b>0</b>	<b>0.0</b>
Gambling - Betting/Wagering	0	0.0	0	0.0
Gambling - Operating/Promoting	0	0.0	0	0.0
Gambling - Equipment Violations	0	0.0	0	0.0
Gambling - Sports Tampering	0	0.0	0	0.0
<b>Prostitution Offenses (Total)</b>	<b>0</b>	<b>0.0</b>	<b>0</b>	<b>0.0</b>
Prostitution	0	0.0	0	0.0
Prostitution Assisting/Promoting	0	0.0	0	0.0
Purchasing Prostitution	0	0.0	0	0.0
<b>Human Trafficking Offenses (Total)</b>	<b>0</b>	<b>0.0</b>	<b>0</b>	<b>0.0</b>
Commercial Sex Acts	0	0.0	0	0.0
Involuntary Servitude	0	0.0	0	0.0
<b>Bribery</b>	<b>0</b>	<b>0.0</b>	<b>0</b>	<b>0.0</b>
<b>Weapon Law Violations</b>	<b>0</b>	<b>0.0</b>	<b>0</b>	<b>0.0</b>
<b>Animal Cruelty</b>	<b>0</b>	<b>0.0</b>	<b>0</b>	<b>0.0</b>

GROUP B OFFENSES	Offenses	Rate per 1,000
Bad Checks	0	0.0
Curfew/Vagrancy	0	0.0
Disorderly Conduct	0	0.0
DUI	0	0.0
Drunkenness	0	0.0
Family-Non Violent	0	0.0
Liquor Law Violations	0	0.0
Peeping Tom	0	0.0
Trespass	0	0.0
All Other Offenses	0	0.0

2022 Fall Term Campus Population	
Undergraduate Enrollment	619
Graduate Enrollment	17
Staff Personnel	71
Faculty Personnel	176
Security Personnel	13
<b>Total Campus Population</b>	<b>896</b>



## Belmont University - 2022

GROUP A OFFENSES	Offense	Rate per 1,000	Cleared	% Cleared
<b>Homicide Offenses (Total)</b>	<b>0</b>	<b>0.0</b>	<b>0</b>	<b>0.0</b>
Murder	0	0.0	0	0.0
Negligent Manslaughter	0	0.0	0	0.0
Negligent Vehicular Manslaughter	0	0.0	0	0.0
<b>Kidnapping/Abduction</b>	<b>2</b>	<b>0.2</b>	<b>0</b>	<b>0.0</b>
<b>Sex Offenses (Forcible) (Total)</b>	<b>1</b>	<b>0.1</b>	<b>0</b>	<b>0.0</b>
Forcible Rape	1	0.1	0	0.0
Forcible Sodomy	0	0.0	0	0.0
Sexual Assault W/Object	0	0.0	0	0.0
Forcible Fondling	0	0.0	0	0.0
<b>Robbery</b>	<b>0</b>	<b>0.0</b>	<b>0</b>	<b>0.0</b>
<b>Assault Offenses (Total)</b>	<b>21</b>	<b>1.9</b>	<b>0</b>	<b>0.0</b>
Aggravated Assault	0	0.0	0	0.0
Simple Assault	7	0.6	0	0.0
Intimidation	11	1.0	0	0.0
Stalking	3	0.3	0	0.0
<b>Arson</b>	<b>0</b>	<b>0.0</b>	<b>0</b>	<b>0.0</b>
<b>Extortion/Blackmail</b>	<b>3</b>	<b>0.3</b>	<b>0</b>	<b>0.0</b>
<b>Burglary</b>	<b>1</b>	<b>0.1</b>	<b>1</b>	<b>100.0</b>
<b>Larceny/Theft Offenses (Total)</b>	<b>34</b>	<b>3.1</b>	<b>0</b>	<b>0.0</b>
Theft - Pocket-picking	0	0.0	0	0.0
Theft - Purse Snatching	0	0.0	0	0.0
Theft - Shoplifting	0	0.0	0	0.0
Theft From Building	14	1.3	0	0.0
Theft From Coin Machine	0	0.0	0	0.0
Theft From Motor Vehicle	6	0.5	0	0.0
Theft of Motor Vehicle Parts	3	0.3	0	0.0
Theft - All Other Larceny	11	1.0	0	0.0
<b>Motor Vehicle Theft</b>	<b>1</b>	<b>0.1</b>	<b>0</b>	<b>0.0</b>
<b>Counterfeiting/Forgery</b>	<b>0</b>	<b>0.0</b>	<b>0</b>	<b>0.0</b>
<b>Fraud Offenses (Total)</b>	<b>7</b>	<b>0.6</b>	<b>0</b>	<b>0.0</b>
Fraud - Computer Hacking/Invasion	0	0.0	0	0.0
Fraud - Credit Card/ATM	0	0.0	0	0.0
Fraud - False Pretenses	3	0.3	0	0.0
Fraud - Identity Theft	0	0.0	0	0.0
Fraud - Impersonation	0	0.0	0	0.0
Fraud - Welfare	0	0.0	0	0.0
Fraud - Wire	4	0.4	0	0.0
<b>Embezzlement</b>	<b>0</b>	<b>0.0</b>	<b>0</b>	<b>0.0</b>
<b>Stolen Property Offenses</b>	<b>0</b>	<b>0.0</b>	<b>0</b>	<b>0.0</b>
<b>Destruction/Damage/Vandalism</b>	<b>12</b>	<b>1.1</b>	<b>0</b>	<b>0.0</b>
<b>Drug/Narcotic Violations (Total)</b>	<b>24</b>	<b>2.2</b>	<b>18</b>	<b>75.0</b>
Drug/Narcotic Violations	11	1.0	8	72.7
Drug/Narcotic Equipment Violations	13	1.2	10	76.9

GROUP A OFFENSES	Offense	Rate per 1,000	Cleared	% Cleared
<b>Sex Offenses (Nonforcible) (Total)</b>	<b>0</b>	<b>0.0</b>	<b>0</b>	<b>0.0</b>
Incest	0	0.0	0	0.0
Statutory Rape	0	0.0	0	0.0
<b>Pornography/Obscene Material</b>	<b>0</b>	<b>0.0</b>	<b>0</b>	<b>0.0</b>
<b>Gambling Offenses (Total)</b>	<b>0</b>	<b>0.0</b>	<b>0</b>	<b>0.0</b>
Gambling - Betting/Wagering	0	0.0	0	0.0
Gambling - Operating/Promoting	0	0.0	0	0.0
Gambling - Equipment Violations	0	0.0	0	0.0
Gambling - Sports Tampering	0	0.0	0	0.0
<b>Prostitution Offenses (Total)</b>	<b>0</b>	<b>0.0</b>	<b>0</b>	<b>0.0</b>
Prostitution	0	0.0	0	0.0
Prostitution Assisting/Promoting	0	0.0	0	0.0
Purchasing Prostitution	0	0.0	0	0.0
<b>Human Trafficking Offenses (Total)</b>	<b>0</b>	<b>0.0</b>	<b>0</b>	<b>0.0</b>
Commercial Sex Acts	0	0.0	0	0.0
Involuntary Servitude	0	0.0	0	0.0
<b>Bribery</b>	<b>0</b>	<b>0.0</b>	<b>0</b>	<b>0.0</b>
<b>Weapon Law Violations</b>	<b>0</b>	<b>0.0</b>	<b>0</b>	<b>0.0</b>
<b>Animal Cruelty</b>	<b>0</b>	<b>0.0</b>	<b>0</b>	<b>0.0</b>

GROUP B OFFENSES	Offenses	Rate per 1,000
Bad Checks	0	0.0
Curfew/Vagrancy	0	0.0
Disorderly Conduct	0	0.0
DUI	0	0.0
Drunkenness	1	0.1
Family-Non Violent	0	0.0
Liquor Law Violations	7	0.6
Peeping Tom	0	0.0
Trespass	2	0.2
All Other Offenses	1	0.1

2022 Fall Term Campus Population	
Undergraduate Enrollment	7,613
Graduate Enrollment	1,526
Staff Personnel	747
Faculty Personnel	1,165
Security Personnel	37
<b>Total Campus Population</b>	<b>11,088</b>



## Bethel University - 2022

GROUP A OFFENSES	Offense	Rate per 1,000	Cleared	% Cleared
<b>Homicide Offenses (Total)</b>	<b>0</b>	<b>0.0</b>	<b>0</b>	<b>0.0</b>
Murder	0	0.0	0	0.0
Negligent Manslaughter	0	0.0	0	0.0
Negligent Vehicular Manslaughter	0	0.0	0	0.0
<b>Kidnapping/Abduction</b>	<b>0</b>	<b>0.0</b>	<b>0</b>	<b>0.0</b>
<b>Sex Offenses (Forcible) (Total)</b>	<b>0</b>	<b>0.0</b>	<b>0</b>	<b>0.0</b>
Forcible Rape	0	0.0	0	0.0
Forcible Sodomy	0	0.0	0	0.0
Sexual Assault W/Object	0	0.0	0	0.0
Forcible Fondling	0	0.0	0	0.0
<b>Robbery</b>	<b>0</b>	<b>0.0</b>	<b>0</b>	<b>0.0</b>
<b>Assault Offenses (Total)</b>	<b>28</b>	<b>13.9</b>	<b>23</b>	<b>82.1</b>
Aggravated Assault	4	2.0	3	75.0
Simple Assault	9	4.5	9	100.0
Intimidation	11	5.5	8	72.7
Stalking	4	2.0	3	75.0
<b>Arson</b>	<b>0</b>	<b>0.0</b>	<b>0</b>	<b>0.0</b>
<b>Extortion/Blackmail</b>	<b>2</b>	<b>1.0</b>	<b>0</b>	<b>0.0</b>
<b>Burglary</b>	<b>9</b>	<b>4.5</b>	<b>2</b>	<b>22.2</b>
<b>Larceny/Theft Offenses (Total)</b>	<b>7</b>	<b>3.5</b>	<b>1</b>	<b>14.3</b>
Theft - Pocket-picking	0	0.0	0	0.0
Theft - Purse Snatching	0	0.0	0	0.0
Theft - Shoplifting	0	0.0	0	0.0
Theft From Building	4	2.0	1	25.0
Theft From Coin Machine	0	0.0	0	0.0
Theft From Motor Vehicle	2	1.0	0	0.0
Theft of Motor Vehicle Parts	0	0.0	0	0.0
Theft - All Other Larceny	1	0.5	0	0.0
<b>Motor Vehicle Theft</b>	<b>1</b>	<b>0.5</b>	<b>1</b>	<b>100.0</b>
<b>Counterfeiting/Forgery</b>	<b>0</b>	<b>0.0</b>	<b>0</b>	<b>0.0</b>
<b>Fraud Offenses (Total)</b>	<b>1</b>	<b>0.5</b>	<b>0</b>	<b>0.0</b>
Fraud - Computer Hacking/Invasion	0	0.0	0	0.0
Fraud - Credit Card/ATM	1	0.5	0	0.0
Fraud - False Pretenses	0	0.0	0	0.0
Fraud - Identity Theft	0	0.0	0	0.0
Fraud - Impersonation	0	0.0	0	0.0
Fraud - Welfare	0	0.0	0	0.0
Fraud - Wire	0	0.0	0	0.0
<b>Embezzlement</b>	<b>0</b>	<b>0.0</b>	<b>0</b>	<b>0.0</b>
<b>Stolen Property Offenses</b>	<b>0</b>	<b>0.0</b>	<b>0</b>	<b>0.0</b>
<b>Destruction/Damage/Vandalism</b>	<b>1</b>	<b>0.5</b>	<b>0</b>	<b>0.0</b>
<b>Drug/Narcotic Violations (Total)</b>	<b>10</b>	<b>5.0</b>	<b>10</b>	<b>100.0</b>
Drug/Narcotic Violations	5	2.5	5	100.0
Drug/Narcotic Equipment Violations	5	2.5	5	100.0

GROUP A OFFENSES	Offense	Rate per 1,000	Cleared	% Cleared
<b>Sex Offenses (Nonforcible) (Total)</b>	<b>0</b>	<b>0.0</b>	<b>0</b>	<b>0.0</b>
Incest	0	0.0	0	0.0
Statutory Rape	0	0.0	0	0.0
<b>Pornography/Obscene Material</b>	<b>0</b>	<b>0.0</b>	<b>0</b>	<b>0.0</b>
<b>Gambling Offenses (Total)</b>	<b>0</b>	<b>0.0</b>	<b>0</b>	<b>0.0</b>
Gambling - Betting/Wagering	0	0.0	0	0.0
Gambling - Operating/Promoting	0	0.0	0	0.0
Gambling - Equipment Violations	0	0.0	0	0.0
Gambling - Sports Tampering	0	0.0	0	0.0
<b>Prostitution Offenses (Total)</b>	<b>0</b>	<b>0.0</b>	<b>0</b>	<b>0.0</b>
Prostitution	0	0.0	0	0.0
Prostitution Assisting/Promoting	0	0.0	0	0.0
Purchasing Prostitution	0	0.0	0	0.0
<b>Human Trafficking Offenses (Total)</b>	<b>0</b>	<b>0.0</b>	<b>0</b>	<b>0.0</b>
Commercial Sex Acts	0	0.0	0	0.0
Involuntary Servitude	0	0.0	0	0.0
<b>Bribery</b>	<b>0</b>	<b>0.0</b>	<b>0</b>	<b>0.0</b>
<b>Weapon Law Violations</b>	<b>4</b>	<b>2.0</b>	<b>3</b>	<b>75.0</b>
<b>Animal Cruelty</b>	<b>0</b>	<b>0.0</b>	<b>0</b>	<b>0.0</b>

GROUP B OFFENSES	Offenses	Rate per 1,000
Bad Checks	0	0.0
Curfew/Vagrancy	0	0.0
Disorderly Conduct	1	0.5
DUI	0	0.0
Drunkenness	0	0.0
Family-Non Violent	0	0.0
Liquor Law Violations	6	3.0
Peeping Tom	0	0.0
Trespass	1	0.5
All Other Offenses	0	0.0

2022 Fall Term Campus Population	
Undergraduate Enrollment	1,303
Graduate Enrollment	143
Staff Personnel	303
Faculty Personnel	258
Security Personnel	10
<b>Total Campus Population</b>	<b>2,017</b>



## Bryan College - 2022

GROUP A OFFENSES	Offense	Rate per 1,000	Cleared	% Cleared
<b>Homicide Offenses (Total)</b>	<b>0</b>	<b>0.0</b>	<b>0</b>	<b>0.0</b>
Murder	0	0.0	0	0.0
Negligent Manslaughter	0	0.0	0	0.0
Negligent Vehicular Manslaughter	0	0.0	0	0.0
<b>Kidnapping/Abduction</b>	<b>0</b>	<b>0.0</b>	<b>0</b>	<b>0.0</b>
<b>Sex Offenses (Forcible) (Total)</b>	<b>0</b>	<b>0.0</b>	<b>0</b>	<b>0.0</b>
Forcible Rape	0	0.0	0	0.0
Forcible Sodomy	0	0.0	0	0.0
Sexual Assault W/Object	0	0.0	0	0.0
Forcible Fondling	0	0.0	0	0.0
<b>Robbery</b>	<b>0</b>	<b>0.0</b>	<b>0</b>	<b>0.0</b>
<b>Assault Offenses (Total)</b>	<b>4</b>	<b>3.8</b>	<b>0</b>	<b>0.0</b>
Aggravated Assault	0	0.0	0	0.0
Simple Assault	2	1.9	0	0.0
Intimidation	2	1.9	0	0.0
Stalking	0	0.0	0	0.0
<b>Arson</b>	<b>0</b>	<b>0.0</b>	<b>0</b>	<b>0.0</b>
<b>Extortion/Blackmail</b>	<b>0</b>	<b>0.0</b>	<b>0</b>	<b>0.0</b>
<b>Burglary</b>	<b>0</b>	<b>0.0</b>	<b>0</b>	<b>0.0</b>
<b>Larceny/Theft Offenses (Total)</b>	<b>0</b>	<b>0.0</b>	<b>0</b>	<b>0.0</b>
Theft - Pocket-picking	0	0.0	0	0.0
Theft - Purse Snatching	0	0.0	0	0.0
Theft - Shoplifting	0	0.0	0	0.0
Theft From Building	0	0.0	0	0.0
Theft From Coin Machine	0	0.0	0	0.0
Theft From Motor Vehicle	0	0.0	0	0.0
Theft of Motor Vehicle Parts	0	0.0	0	0.0
Theft - All Other Larceny	0	0.0	0	0.0
<b>Motor Vehicle Theft</b>	<b>0</b>	<b>0.0</b>	<b>0</b>	<b>0.0</b>
<b>Counterfeiting/Forgery</b>	<b>0</b>	<b>0.0</b>	<b>0</b>	<b>0.0</b>
<b>Fraud Offenses (Total)</b>	<b>0</b>	<b>0.0</b>	<b>0</b>	<b>0.0</b>
Fraud - Computer Hacking/Invasion	0	0.0	0	0.0
Fraud - Credit Card/ATM	0	0.0	0	0.0
Fraud - False Pretenses	0	0.0	0	0.0
Fraud - Identity Theft	0	0.0	0	0.0
Fraud - Impersonation	0	0.0	0	0.0
Fraud - Welfare	0	0.0	0	0.0
Fraud - Wire	0	0.0	0	0.0
<b>Embezzlement</b>	<b>0</b>	<b>0.0</b>	<b>0</b>	<b>0.0</b>
<b>Stolen Property Offenses</b>	<b>0</b>	<b>0.0</b>	<b>0</b>	<b>0.0</b>
<b>Destruction/Damage/Vandalism</b>	<b>0</b>	<b>0.0</b>	<b>0</b>	<b>0.0</b>
<b>Drug/Narcotic Violations (Total)</b>	<b>0</b>	<b>0.0</b>	<b>0</b>	<b>0.0</b>
Drug/Narcotic Violations	0	0.0	0	0.0
Drug/Narcotic Equipment Violations	0	0.0	0	0.0

GROUP A OFFENSES	Offense	Rate per 1,000	Cleared	% Cleared
<b>Sex Offenses (Nonforcible) (Total)</b>	<b>0</b>	<b>0.0</b>	<b>0</b>	<b>0.0</b>
Incest	0	0.0	0	0.0
Statutory Rape	0	0.0	0	0.0
<b>Pornography/Obscene Material</b>	<b>0</b>	<b>0.0</b>	<b>0</b>	<b>0.0</b>
<b>Gambling Offenses (Total)</b>	<b>0</b>	<b>0.0</b>	<b>0</b>	<b>0.0</b>
Gambling - Betting/Wagering	0	0.0	0	0.0
Gambling - Operating/Promoting	0	0.0	0	0.0
Gambling - Equipment Violations	0	0.0	0	0.0
Gambling - Sports Tampering	0	0.0	0	0.0
<b>Prostitution Offenses (Total)</b>	<b>0</b>	<b>0.0</b>	<b>0</b>	<b>0.0</b>
Prostitution	0	0.0	0	0.0
Prostitution Assisting/Promoting	0	0.0	0	0.0
Purchasing Prostitution	0	0.0	0	0.0
<b>Human Trafficking Offenses (Total)</b>	<b>0</b>	<b>0.0</b>	<b>0</b>	<b>0.0</b>
Commercial Sex Acts	0	0.0	0	0.0
Involuntary Servitude	0	0.0	0	0.0
<b>Bribery</b>	<b>0</b>	<b>0.0</b>	<b>0</b>	<b>0.0</b>
<b>Weapon Law Violations</b>	<b>0</b>	<b>0.0</b>	<b>0</b>	<b>0.0</b>
<b>Animal Cruelty</b>	<b>0</b>	<b>0.0</b>	<b>0</b>	<b>0.0</b>

GROUP B OFFENSES	Offenses	Rate per 1,000
Bad Checks	0	0.0
Curfew/Vagrancy	0	0.0
Disorderly Conduct	0	0.0
DUI	1	0.9
Drunkenness	0	0.0
Family-Non Violent	0	0.0
Liquor Law Violations	0	0.0
Peeping Tom	0	0.0
Trespass	0	0.0
All Other Offenses	0	0.0

2022 Fall Term Campus Population	
Undergraduate Enrollment	715
Graduate Enrollment	163
Staff Personnel	113
Faculty Personnel	61
Security Personnel	1
<b>Total Campus Population</b>	<b>1,053</b>



**Carson Newman University - 2022**

<b>GROUP A OFFENSES</b>	Offense	Rate per 1,000	Cleared	% Cleared
<b>Homicide Offenses (Total)</b>	<b>0</b>	<b>0.0</b>	<b>0</b>	<b>0.0</b>
Murder	0	0.0	0	0.0
Negligent Manslaughter	0	0.0	0	0.0
Negligent Vehicular Manslaughter	0	0.0	0	0.0
<b>Kidnapping/Abduction</b>	<b>0</b>	<b>0.0</b>	<b>0</b>	<b>0.0</b>
<b>Sex Offenses (Forcible) (Total)</b>	<b>0</b>	<b>0.0</b>	<b>0</b>	<b>0.0</b>
Forcible Rape	0	0.0	0	0.0
Forcible Sodomy	0	0.0	0	0.0
Sexual Assault W/Object	0	0.0	0	0.0
Forcible Fondling	0	0.0	0	0.0
<b>Robbery</b>	<b>1</b>	<b>0.3</b>	<b>1</b>	<b>100.0</b>
<b>Assault Offenses (Total)</b>	<b>4</b>	<b>1.3</b>	<b>2</b>	<b>50.0</b>
Aggravated Assault	0	0.0	0	0.0
Simple Assault	1	0.3	0	0.0
Intimidation	3	1.0	2	66.7
Stalking	0	0.0	0	0.0
<b>Arson</b>	<b>0</b>	<b>0.0</b>	<b>0</b>	<b>0.0</b>
<b>Extortion/Blackmail</b>	<b>0</b>	<b>0.0</b>	<b>0</b>	<b>0.0</b>
<b>Burglary</b>	<b>1</b>	<b>0.3</b>	<b>0</b>	<b>0.0</b>
<b>Larceny/Theft Offenses (Total)</b>	<b>3</b>	<b>1.0</b>	<b>1</b>	<b>33.3</b>
Theft - Pocket-picking	0	0.0	0	0.0
Theft - Purse Snatching	0	0.0	0	0.0
Theft - Shoplifting	0	0.0	0	0.0
Theft From Building	1	0.3	1	100.0
Theft From Coin Machine	0	0.0	0	0.0
Theft From Motor Vehicle	1	0.3	0	0.0
Theft of Motor Vehicle Parts	0	0.0	0	0.0
Theft - All Other Larceny	1	0.3	0	0.0
<b>Motor Vehicle Theft</b>	<b>1</b>	<b>0.3</b>	<b>0</b>	<b>0.0</b>
<b>Counterfeiting/Forgery</b>	<b>0</b>	<b>0.0</b>	<b>0</b>	<b>0.0</b>
<b>Fraud Offenses (Total)</b>	<b>0</b>	<b>0.0</b>	<b>0</b>	<b>0.0</b>
Fraud - Computer Hacking/Invasion	0	0.0	0	0.0
Fraud - Credit Card/ATM	0	0.0	0	0.0
Fraud - False Pretenses	0	0.0	0	0.0
Fraud - Identity Theft	0	0.0	0	0.0
Fraud - Impersonation	0	0.0	0	0.0
Fraud - Welfare	0	0.0	0	0.0
Fraud - Wire	0	0.0	0	0.0
<b>Embezzlement</b>	<b>0</b>	<b>0.0</b>	<b>0</b>	<b>0.0</b>
<b>Stolen Property Offenses</b>	<b>0</b>	<b>0.0</b>	<b>0</b>	<b>0.0</b>
<b>Destruction/Damage/Vandalism</b>	<b>8</b>	<b>2.7</b>	<b>1</b>	<b>12.5</b>
<b>Drug/Narcotic Violations (Total)</b>	<b>4</b>	<b>1.3</b>	<b>2</b>	<b>50.0</b>
Drug/Narcotic Violations	2	0.7	1	50.0
Drug/Narcotic Equipment Violations	2	0.7	1	50.0

<b>GROUP A OFFENSES</b>	Offense	Rate per 1,000	Cleared	% Cleared
<b>Sex Offenses (Nonforcible) (Total)</b>	<b>0</b>	<b>0.0</b>	<b>0</b>	<b>0.0</b>
Incest	0	0.0	0	0.0
Statutory Rape	0	0.0	0	0.0
<b>Pornography/Obscene Material</b>	<b>0</b>	<b>0.0</b>	<b>0</b>	<b>0.0</b>
<b>Gambling Offenses (Total)</b>	<b>0</b>	<b>0.0</b>	<b>0</b>	<b>0.0</b>
Gambling - Betting/Wagering	0	0.0	0	0.0
Gambling - Operating/Promoting	0	0.0	0	0.0
Gambling - Equipment Violations	0	0.0	0	0.0
Gambling - Sports Tampering	0	0.0	0	0.0
<b>Prostitution Offenses (Total)</b>	<b>0</b>	<b>0.0</b>	<b>0</b>	<b>0.0</b>
Prostitution	0	0.0	0	0.0
Prostitution Assisting/Promoting	0	0.0	0	0.0
Purchasing Prostitution	0	0.0	0	0.0
<b>Human Trafficking Offenses (Total)</b>	<b>0</b>	<b>0.0</b>	<b>0</b>	<b>0.0</b>
Commercial Sex Acts	0	0.0	0	0.0
Involuntary Servitude	0	0.0	0	0.0
<b>Bribery</b>	<b>0</b>	<b>0.0</b>	<b>0</b>	<b>0.0</b>
<b>Weapon Law Violations</b>	<b>1</b>	<b>0.3</b>	<b>1</b>	<b>100.0</b>
<b>Animal Cruelty</b>	<b>0</b>	<b>0.0</b>	<b>0</b>	<b>0.0</b>

<b>GROUP B OFFENSES</b>	Offenses	Rate per 1,000
Bad Checks	0	0.0
Curfew/Vagrancy	0	0.0
Disorderly Conduct	0	0.0
DUI	0	0.0
Drunkenness	3	1.0
Family-Non Violent	0	0.0
Liquor Law Violations	6	2.0
Peeping Tom	0	0.0
Trespass	0	0.0
All Other Offenses	0	0.0

<b>2022 Fall Term Campus Population</b>	
Undergraduate Enrollment	1,489
Graduate Enrollment	1,003
Staff Personnel	372
Faculty Personnel	133
Security Personnel	11
<b>Total Campus Population</b>	<b>3,008</b>



## Chattanooga State Community College - 2022

GROUP A OFFENSES	Offense	Rate per 1,000	Cleared	% Cleared
<b>Homicide Offenses (Total)</b>	<b>0</b>	<b>0.0</b>	<b>0</b>	<b>0.0</b>
Murder	0	0.0	0	0.0
Negligent Manslaughter	0	0.0	0	0.0
Negligent Vehicular Manslaughter	0	0.0	0	0.0
<b>Kidnapping/Abduction</b>	<b>0</b>	<b>0.0</b>	<b>0</b>	<b>0.0</b>
<b>Sex Offenses (Forcible) (Total)</b>	<b>1</b>	<b>0.1</b>	<b>0</b>	<b>0.0</b>
Forcible Rape	1	0.1	0	0.0
Forcible Sodomy	0	0.0	0	0.0
Sexual Assault W/Object	0	0.0	0	0.0
Forcible Fondling	0	0.0	0	0.0
<b>Robbery</b>	<b>0</b>	<b>0.0</b>	<b>0</b>	<b>0.0</b>
<b>Assault Offenses (Total)</b>	<b>1</b>	<b>0.1</b>	<b>0</b>	<b>0.0</b>
Aggravated Assault	0	0.0	0	0.0
Simple Assault	0	0.0	0	0.0
Intimidation	1	0.1	0	0.0
Stalking	0	0.0	0	0.0
<b>Arson</b>	<b>0</b>	<b>0.0</b>	<b>0</b>	<b>0.0</b>
<b>Extortion/Blackmail</b>	<b>0</b>	<b>0.0</b>	<b>0</b>	<b>0.0</b>
<b>Burglary</b>	<b>0</b>	<b>0.0</b>	<b>0</b>	<b>0.0</b>
<b>Larceny/Theft Offenses (Total)</b>	<b>9</b>	<b>1.0</b>	<b>0</b>	<b>0.0</b>
Theft - Pocket-picking	0	0.0	0	0.0
Theft - Purse Snatching	0	0.0	0	0.0
Theft - Shoplifting	0	0.0	0	0.0
Theft From Building	0	0.0	0	0.0
Theft From Coin Machine	0	0.0	0	0.0
Theft From Motor Vehicle	2	0.2	0	0.0
Theft of Motor Vehicle Parts	0	0.0	0	0.0
Theft - All Other Larceny	7	0.8	0	0.0
<b>Motor Vehicle Theft</b>	<b>0</b>	<b>0.0</b>	<b>0</b>	<b>0.0</b>
<b>Counterfeiting/Forgery</b>	<b>0</b>	<b>0.0</b>	<b>0</b>	<b>0.0</b>
<b>Fraud Offenses (Total)</b>	<b>1</b>	<b>0.1</b>	<b>0</b>	<b>0.0</b>
Fraud - Computer Hacking/Invasion	0	0.0	0	0.0
Fraud - Credit Card/ATM	0	0.0	0	0.0
Fraud - False Pretenses	0	0.0	0	0.0
Fraud - Identity Theft	0	0.0	0	0.0
Fraud - Impersonation	1	0.1	0	0.0
Fraud - Welfare	0	0.0	0	0.0
Fraud - Wire	0	0.0	0	0.0
<b>Embezzlement</b>	<b>0</b>	<b>0.0</b>	<b>0</b>	<b>0.0</b>
<b>Stolen Property Offenses</b>	<b>0</b>	<b>0.0</b>	<b>0</b>	<b>0.0</b>
<b>Destruction/Damage/Vandalism</b>	<b>2</b>	<b>0.2</b>	<b>0</b>	<b>0.0</b>
<b>Drug/Narcotic Violations (Total)</b>	<b>1</b>	<b>0.1</b>	<b>0</b>	<b>0.0</b>
Drug/Narcotic Violations	1	0.1	0	0.0
Drug/Narcotic Equipment Violations	0	0.0	0	0.0

GROUP A OFFENSES	Offense	Rate per 1,000	Cleared	% Cleared
<b>Sex Offenses (Nonforcible) (Total)</b>	<b>0</b>	<b>0.0</b>	<b>0</b>	<b>0.0</b>
Incest	0	0.0	0	0.0
Statutory Rape	0	0.0	0	0.0
<b>Pornography/Obscene Material</b>	<b>0</b>	<b>0.0</b>	<b>0</b>	<b>0.0</b>
<b>Gambling Offenses (Total)</b>	<b>0</b>	<b>0.0</b>	<b>0</b>	<b>0.0</b>
Gambling - Betting/Wagering	0	0.0	0	0.0
Gambling - Operating/Promoting	0	0.0	0	0.0
Gambling - Equipment Violations	0	0.0	0	0.0
Gambling - Sports Tampering	0	0.0	0	0.0
<b>Prostitution Offenses (Total)</b>	<b>0</b>	<b>0.0</b>	<b>0</b>	<b>0.0</b>
Prostitution	0	0.0	0	0.0
Prostitution Assisting/Promoting	0	0.0	0	0.0
Purchasing Prostitution	0	0.0	0	0.0
<b>Human Trafficking Offenses (Total)</b>	<b>0</b>	<b>0.0</b>	<b>0</b>	<b>0.0</b>
Commercial Sex Acts	0	0.0	0	0.0
Involuntary Servitude	0	0.0	0	0.0
<b>Bribery</b>	<b>0</b>	<b>0.0</b>	<b>0</b>	<b>0.0</b>
<b>Weapon Law Violations</b>	<b>0</b>	<b>0.0</b>	<b>0</b>	<b>0.0</b>
<b>Animal Cruelty</b>	<b>0</b>	<b>0.0</b>	<b>0</b>	<b>0.0</b>

GROUP B OFFENSES	Offenses	Rate per 1,000
Bad Checks	0	0.0
Curfew/Vagrancy	0	0.0
Disorderly Conduct	0	0.0
DUI	0	0.0
Drunkenness	0	0.0
Family-Non Violent	0	0.0
Liquor Law Violations	0	0.0
Peeping Tom	0	0.0
Trespass	1	0.1
All Other Offenses	0	0.0

2022 Fall Term Campus Population	
Undergraduate Enrollment	7,822
Graduate Enrollment	0
Staff Personnel	322
Faculty Personnel	602
Security Personnel	4
<b>Total Campus Population</b>	<b>8,750</b>



## Christian Brothers University - Campus Police and Safety - 2022

GROUP A OFFENSES	Offense	Rate per 1,000	Cleared	% Cleared
<b>Homicide Offenses (Total)</b>	<b>0</b>	<b>0.0</b>	<b>0</b>	<b>0.0</b>
Murder	0	0.0	0	0.0
Negligent Manslaughter	0	0.0	0	0.0
Negligent Vehicular Manslaughter	0	0.0	0	0.0
<b>Kidnapping/Abduction</b>	<b>0</b>	<b>0.0</b>	<b>0</b>	<b>0.0</b>
<b>Sex Offenses (Forcible) (Total)</b>	<b>0</b>	<b>0.0</b>	<b>0</b>	<b>0.0</b>
Forcible Rape	0	0.0	0	0.0
Forcible Sodomy	0	0.0	0	0.0
Sexual Assault W/Object	0	0.0	0	0.0
Forcible Fondling	0	0.0	0	0.0
<b>Robbery</b>	<b>0</b>	<b>0.0</b>	<b>0</b>	<b>0.0</b>
<b>Assault Offenses (Total)</b>	<b>0</b>	<b>0.0</b>	<b>0</b>	<b>0.0</b>
Aggravated Assault	0	0.0	0	0.0
Simple Assault	0	0.0	0	0.0
Intimidation	0	0.0	0	0.0
Stalking	0	0.0	0	0.0
<b>Arson</b>	<b>0</b>	<b>0.0</b>	<b>0</b>	<b>0.0</b>
<b>Extortion/Blackmail</b>	<b>0</b>	<b>0.0</b>	<b>0</b>	<b>0.0</b>
<b>Burglary</b>	<b>0</b>	<b>0.0</b>	<b>0</b>	<b>0.0</b>
<b>Larceny/Theft Offenses (Total)</b>	<b>0</b>	<b>0.0</b>	<b>0</b>	<b>0.0</b>
Theft - Pocket-picking	0	0.0	0	0.0
Theft - Purse Snatching	0	0.0	0	0.0
Theft - Shoplifting	0	0.0	0	0.0
Theft From Building	0	0.0	0	0.0
Theft From Coin Machine	0	0.0	0	0.0
Theft From Motor Vehicle	0	0.0	0	0.0
Theft of Motor Vehicle Parts	0	0.0	0	0.0
Theft - All Other Larceny	0	0.0	0	0.0
<b>Motor Vehicle Theft</b>	<b>0</b>	<b>0.0</b>	<b>0</b>	<b>0.0</b>
<b>Counterfeiting/Forgery</b>	<b>0</b>	<b>0.0</b>	<b>0</b>	<b>0.0</b>
<b>Fraud Offenses (Total)</b>	<b>0</b>	<b>0.0</b>	<b>0</b>	<b>0.0</b>
Fraud - Computer Hacking/Invasion	0	0.0	0	0.0
Fraud - Credit Card/ATM	0	0.0	0	0.0
Fraud - False Pretenses	0	0.0	0	0.0
Fraud - Identity Theft	0	0.0	0	0.0
Fraud - Impersonation	0	0.0	0	0.0
Fraud - Welfare	0	0.0	0	0.0
Fraud - Wire	0	0.0	0	0.0
<b>Embezzlement</b>	<b>0</b>	<b>0.0</b>	<b>0</b>	<b>0.0</b>
<b>Stolen Property Offenses</b>	<b>0</b>	<b>0.0</b>	<b>0</b>	<b>0.0</b>
<b>Destruction/Damage/Vandalism</b>	<b>0</b>	<b>0.0</b>	<b>0</b>	<b>0.0</b>
<b>Drug/Narcotic Violations (Total)</b>	<b>0</b>	<b>0.0</b>	<b>0</b>	<b>0.0</b>
Drug/Narcotic Violations	0	0.0	0	0.0
Drug/Narcotic Equipment Violations	0	0.0	0	0.0

GROUP A OFFENSES	Offense	Rate per 1,000	Cleared	% Cleared
<b>Sex Offenses (Nonforcible) (Total)</b>	<b>0</b>	<b>0.0</b>	<b>0</b>	<b>0.0</b>
Incest	0	0.0	0	0.0
Statutory Rape	0	0.0	0	0.0
<b>Pornography/Obscene Material</b>	<b>0</b>	<b>0.0</b>	<b>0</b>	<b>0.0</b>
<b>Gambling Offenses (Total)</b>	<b>0</b>	<b>0.0</b>	<b>0</b>	<b>0.0</b>
Gambling - Betting/Wagering	0	0.0	0	0.0
Gambling - Operating/Promoting	0	0.0	0	0.0
Gambling - Equipment Violations	0	0.0	0	0.0
Gambling - Sports Tampering	0	0.0	0	0.0
<b>Prostitution Offenses (Total)</b>	<b>0</b>	<b>0.0</b>	<b>0</b>	<b>0.0</b>
Prostitution	0	0.0	0	0.0
Prostitution Assisting/Promoting	0	0.0	0	0.0
Purchasing Prostitution	0	0.0	0	0.0
<b>Human Trafficking Offenses (Total)</b>	<b>0</b>	<b>0.0</b>	<b>0</b>	<b>0.0</b>
Commercial Sex Acts	0	0.0	0	0.0
Involuntary Servitude	0	0.0	0	0.0
<b>Bribery</b>	<b>0</b>	<b>0.0</b>	<b>0</b>	<b>0.0</b>
<b>Weapon Law Violations</b>	<b>0</b>	<b>0.0</b>	<b>0</b>	<b>0.0</b>
<b>Animal Cruelty</b>	<b>0</b>	<b>0.0</b>	<b>0</b>	<b>0.0</b>

GROUP B OFFENSES	Offenses	Rate per 1,000
Bad Checks	0	0.0
Curfew/Vagrancy	0	0.0
Disorderly Conduct	0	0.0
DUI	0	0.0
Drunkenness	0	0.0
Family-Non Violent	0	0.0
Liquor Law Violations	0	0.0
Peeping Tom	0	0.0
Trespass	0	0.0
All Other Offenses	0	0.0

2022 Fall Term Campus Population	
Undergraduate Enrollment	1,029
Graduate Enrollment	568
Staff Personnel	215
Faculty Personnel	223
Security Personnel	25
<b>Total Campus Population</b>	<b>2,060</b>





## Cleveland State Community College - 2022

GROUP A OFFENSES	Offense	Rate per 1,000	Cleared	% Cleared
<b>Homicide Offenses (Total)</b>	<b>0</b>	<b>0.0</b>	<b>0</b>	<b>0.0</b>
Murder	0	0.0	0	0.0
Negligent Manslaughter	0	0.0	0	0.0
Negligent Vehicular Manslaughter	0	0.0	0	0.0
<b>Kidnapping/Abduction</b>	<b>0</b>	<b>0.0</b>	<b>0</b>	<b>0.0</b>
<b>Sex Offenses (Forcible) (Total)</b>	<b>0</b>	<b>0.0</b>	<b>0</b>	<b>0.0</b>
Forcible Rape	0	0.0	0	0.0
Forcible Sodomy	0	0.0	0	0.0
Sexual Assault W/Object	0	0.0	0	0.0
Forcible Fondling	0	0.0	0	0.0
<b>Robbery</b>	<b>0</b>	<b>0.0</b>	<b>0</b>	<b>0.0</b>
<b>Assault Offenses (Total)</b>	<b>1</b>	<b>0.4</b>	<b>1</b>	<b>100.0</b>
Aggravated Assault	0	0.0	0	0.0
Simple Assault	1	0.4	1	100.0
Intimidation	0	0.0	0	0.0
Stalking	0	0.0	0	0.0
<b>Arson</b>	<b>0</b>	<b>0.0</b>	<b>0</b>	<b>0.0</b>
<b>Extortion/Blackmail</b>	<b>0</b>	<b>0.0</b>	<b>0</b>	<b>0.0</b>
<b>Burglary</b>	<b>0</b>	<b>0.0</b>	<b>0</b>	<b>0.0</b>
<b>Larceny/Theft Offenses (Total)</b>	<b>1</b>	<b>0.4</b>	<b>0</b>	<b>0.0</b>
Theft - Pocket-picking	0	0.0	0	0.0
Theft - Purse Snatching	0	0.0	0	0.0
Theft - Shoplifting	0	0.0	0	0.0
Theft From Building	1	0.4	0	0.0
Theft From Coin Machine	0	0.0	0	0.0
Theft From Motor Vehicle	0	0.0	0	0.0
Theft of Motor Vehicle Parts	0	0.0	0	0.0
Theft - All Other Larceny	0	0.0	0	0.0
<b>Motor Vehicle Theft</b>	<b>0</b>	<b>0.0</b>	<b>0</b>	<b>0.0</b>
<b>Counterfeiting/Forgery</b>	<b>0</b>	<b>0.0</b>	<b>0</b>	<b>0.0</b>
<b>Fraud Offenses (Total)</b>	<b>0</b>	<b>0.0</b>	<b>0</b>	<b>0.0</b>
Fraud - Computer Hacking/Invasion	0	0.0	0	0.0
Fraud - Credit Card/ATM	0	0.0	0	0.0
Fraud - False Pretenses	0	0.0	0	0.0
Fraud - Identity Theft	0	0.0	0	0.0
Fraud - Impersonation	0	0.0	0	0.0
Fraud - Welfare	0	0.0	0	0.0
Fraud - Wire	0	0.0	0	0.0
<b>Embezzlement</b>	<b>0</b>	<b>0.0</b>	<b>0</b>	<b>0.0</b>
<b>Stolen Property Offenses</b>	<b>0</b>	<b>0.0</b>	<b>0</b>	<b>0.0</b>
<b>Destruction/Damage/Vandalism</b>	<b>2</b>	<b>0.9</b>	<b>0</b>	<b>0.0</b>
<b>Drug/Narcotic Violations (Total)</b>	<b>0</b>	<b>0.0</b>	<b>0</b>	<b>0.0</b>
Drug/Narcotic Violations	0	0.0	0	0.0
Drug/Narcotic Equipment Violations	0	0.0	0	0.0

GROUP A OFFENSES	Offense	Rate per 1,000	Cleared	% Cleared
<b>Sex Offenses (Nonforcible) (Total)</b>	<b>0</b>	<b>0.0</b>	<b>0</b>	<b>0.0</b>
Incest	0	0.0	0	0.0
Statutory Rape	0	0.0	0	0.0
<b>Pornography/Obscene Material</b>	<b>0</b>	<b>0.0</b>	<b>0</b>	<b>0.0</b>
<b>Gambling Offenses (Total)</b>	<b>0</b>	<b>0.0</b>	<b>0</b>	<b>0.0</b>
Gambling - Betting/Wagering	0	0.0	0	0.0
Gambling - Operating/Promoting	0	0.0	0	0.0
Gambling - Equipment Violations	0	0.0	0	0.0
Gambling - Sports Tampering	0	0.0	0	0.0
<b>Prostitution Offenses (Total)</b>	<b>0</b>	<b>0.0</b>	<b>0</b>	<b>0.0</b>
Prostitution	0	0.0	0	0.0
Prostitution Assisting/Promoting	0	0.0	0	0.0
Purchasing Prostitution	0	0.0	0	0.0
<b>Human Trafficking Offenses (Total)</b>	<b>0</b>	<b>0.0</b>	<b>0</b>	<b>0.0</b>
Commercial Sex Acts	0	0.0	0	0.0
Involuntary Servitude	0	0.0	0	0.0
<b>Bribery</b>	<b>0</b>	<b>0.0</b>	<b>0</b>	<b>0.0</b>
<b>Weapon Law Violations</b>	<b>0</b>	<b>0.0</b>	<b>0</b>	<b>0.0</b>
<b>Animal Cruelty</b>	<b>0</b>	<b>0.0</b>	<b>0</b>	<b>0.0</b>

GROUP B OFFENSES	Offenses	Rate per 1,000
Bad Checks	0	0.0
Curfew/Vagrancy	0	0.0
Disorderly Conduct	0	0.0
DUI	0	0.0
Drunkenness	0	0.0
Family-Non Violent	0	0.0
Liquor Law Violations	0	0.0
Peeping Tom	0	0.0
Trespass	0	0.0
All Other Offenses	0	0.0

2022 Fall Term Campus Population	
Undergraduate Enrollment	2,094
Graduate Enrollment	0
Staff Personnel	114
Faculty Personnel	77
Security Personnel	13
<b>Total Campus Population</b>	<b>2,298</b>





**Columbia State Community College - 2022**

<b>GROUP A OFFENSES</b>	Offense	Rate per 1,000	Cleared	% Cleared
<b>Homicide Offenses (Total)</b>	<b>0</b>	<b>0.0</b>	<b>0</b>	<b>0.0</b>
Murder	0	0.0	0	0.0
Negligent Manslaughter	0	0.0	0	0.0
Negligent Vehicular Manslaughter	0	0.0	0	0.0
<b>Kidnapping/Abduction</b>	<b>0</b>	<b>0.0</b>	<b>0</b>	<b>0.0</b>
<b>Sex Offenses (Forcible) (Total)</b>	<b>0</b>	<b>0.0</b>	<b>0</b>	<b>0.0</b>
Forcible Rape	0	0.0	0	0.0
Forcible Sodomy	0	0.0	0	0.0
Sexual Assault W/Object	0	0.0	0	0.0
Forcible Fondling	0	0.0	0	0.0
<b>Robbery</b>	<b>0</b>	<b>0.0</b>	<b>0</b>	<b>0.0</b>
<b>Assault Offenses (Total)</b>	<b>1</b>	<b>0.2</b>	<b>0</b>	<b>0.0</b>
Aggravated Assault	0	0.0	0	0.0
Simple Assault	0	0.0	0	0.0
Intimidation	0	0.0	0	0.0
Stalking	1	0.2	0	0.0
<b>Arson</b>	<b>0</b>	<b>0.0</b>	<b>0</b>	<b>0.0</b>
<b>Extortion/Blackmail</b>	<b>0</b>	<b>0.0</b>	<b>0</b>	<b>0.0</b>
<b>Burglary</b>	<b>1</b>	<b>0.2</b>	<b>0</b>	<b>0.0</b>
<b>Larceny/Theft Offenses (Total)</b>	<b>0</b>	<b>0.0</b>	<b>0</b>	<b>0.0</b>
Theft - Pocket-picking	0	0.0	0	0.0
Theft - Purse Snatching	0	0.0	0	0.0
Theft - Shoplifting	0	0.0	0	0.0
Theft From Building	0	0.0	0	0.0
Theft From Coin Machine	0	0.0	0	0.0
Theft From Motor Vehicle	0	0.0	0	0.0
Theft of Motor Vehicle Parts	0	0.0	0	0.0
Theft - All Other Larceny	0	0.0	0	0.0
<b>Motor Vehicle Theft</b>	<b>0</b>	<b>0.0</b>	<b>0</b>	<b>0.0</b>
<b>Counterfeiting/Forgery</b>	<b>0</b>	<b>0.0</b>	<b>0</b>	<b>0.0</b>
<b>Fraud Offenses (Total)</b>	<b>0</b>	<b>0.0</b>	<b>0</b>	<b>0.0</b>
Fraud - Computer Hacking/Invasion	0	0.0	0	0.0
Fraud - Credit Card/ATM	0	0.0	0	0.0
Fraud - False Pretenses	0	0.0	0	0.0
Fraud - Identity Theft	0	0.0	0	0.0
Fraud - Impersonation	0	0.0	0	0.0
Fraud - Welfare	0	0.0	0	0.0
Fraud - Wire	0	0.0	0	0.0
<b>Embezzlement</b>	<b>0</b>	<b>0.0</b>	<b>0</b>	<b>0.0</b>
<b>Stolen Property Offenses</b>	<b>0</b>	<b>0.0</b>	<b>0</b>	<b>0.0</b>
<b>Destruction/Damage/Vandalism</b>	<b>3</b>	<b>0.6</b>	<b>0</b>	<b>0.0</b>
<b>Drug/Narcotic Violations (Total)</b>	<b>0</b>	<b>0.0</b>	<b>0</b>	<b>0.0</b>
Drug/Narcotic Violations	0	0.0	0	0.0
Drug/Narcotic Equipment Violations	0	0.0	0	0.0

<b>GROUP A OFFENSES</b>	Offense	Rate per 1,000	Cleared	% Cleared
<b>Sex Offenses (Nonforcible) (Total)</b>	<b>0</b>	<b>0.0</b>	<b>0</b>	<b>0.0</b>
Incest	0	0.0	0	0.0
Statutory Rape	0	0.0	0	0.0
<b>Pornography/Obscene Material</b>	<b>0</b>	<b>0.0</b>	<b>0</b>	<b>0.0</b>
<b>Gambling Offenses (Total)</b>	<b>0</b>	<b>0.0</b>	<b>0</b>	<b>0.0</b>
Gambling - Betting/Wagering	0	0.0	0	0.0
Gambling - Operating/Promoting	0	0.0	0	0.0
Gambling - Equipment Violations	0	0.0	0	0.0
Gambling - Sports Tampering	0	0.0	0	0.0
<b>Prostitution Offenses (Total)</b>	<b>0</b>	<b>0.0</b>	<b>0</b>	<b>0.0</b>
Prostitution	0	0.0	0	0.0
Prostitution Assisting/Promoting	0	0.0	0	0.0
Purchasing Prostitution	0	0.0	0	0.0
<b>Human Trafficking Offenses (Total)</b>	<b>0</b>	<b>0.0</b>	<b>0</b>	<b>0.0</b>
Commercial Sex Acts	0	0.0	0	0.0
Involuntary Servitude	0	0.0	0	0.0
<b>Bribery</b>	<b>0</b>	<b>0.0</b>	<b>0</b>	<b>0.0</b>
<b>Weapon Law Violations</b>	<b>0</b>	<b>0.0</b>	<b>0</b>	<b>0.0</b>
<b>Animal Cruelty</b>	<b>0</b>	<b>0.0</b>	<b>0</b>	<b>0.0</b>

<b>GROUP B OFFENSES</b>	Offenses	Rate per 1,000
Bad Checks	0	0.0
Curfew/Vagrancy	0	0.0
Disorderly Conduct	1	0.2
DUI	0	0.0
Drunkenness	0	0.0
Family-Non Violent	0	0.0
Liquor Law Violations	0	0.0
Peeping Tom	0	0.0
Trespass	0	0.0
All Other Offenses	0	0.0

<b>2022 Fall Term Campus Population</b>	
Undergraduate Enrollment	4,172
Graduate Enrollment	0
Staff Personnel	164
Faculty Personnel	325
Security Personnel	6
<b>Total Campus Population</b>	<b>4,667</b>



**Cumberland University - 2022**

<b>GROUP A OFFENSES</b>	Offense	Rate per 1,000	Cleared	% Cleared
<b>Homicide Offenses (Total)</b>	<b>0</b>	<b>0.0</b>	<b>0</b>	<b>0.0</b>
Murder	0	0.0	0	0.0
Negligent Manslaughter	0	0.0	0	0.0
Negligent Vehicular Manslaughter	0	0.0	0	0.0
<b>Kidnapping/Abduction</b>	<b>0</b>	<b>0.0</b>	<b>0</b>	<b>0.0</b>
<b>Sex Offenses (Forcible) (Total)</b>	<b>0</b>	<b>0.0</b>	<b>0</b>	<b>0.0</b>
Forcible Rape	0	0.0	0	0.0
Forcible Sodomy	0	0.0	0	0.0
Sexual Assault W/Object	0	0.0	0	0.0
Forcible Fondling	0	0.0	0	0.0
<b>Robbery</b>	<b>0</b>	<b>0.0</b>	<b>0</b>	<b>0.0</b>
<b>Assault Offenses (Total)</b>	<b>0</b>	<b>0.0</b>	<b>0</b>	<b>0.0</b>
Aggravated Assault	0	0.0	0	0.0
Simple Assault	0	0.0	0	0.0
Intimidation	0	0.0	0	0.0
Stalking	0	0.0	0	0.0
<b>Arson</b>	<b>0</b>	<b>0.0</b>	<b>0</b>	<b>0.0</b>
<b>Extortion/Blackmail</b>	<b>0</b>	<b>0.0</b>	<b>0</b>	<b>0.0</b>
<b>Burglary</b>	<b>0</b>	<b>0.0</b>	<b>0</b>	<b>0.0</b>
<b>Larceny/Theft Offenses (Total)</b>	<b>0</b>	<b>0.0</b>	<b>0</b>	<b>0.0</b>
Theft - Pocket-picking	0	0.0	0	0.0
Theft - Purse Snatching	0	0.0	0	0.0
Theft - Shoplifting	0	0.0	0	0.0
Theft From Building	0	0.0	0	0.0
Theft From Coin Machine	0	0.0	0	0.0
Theft From Motor Vehicle	0	0.0	0	0.0
Theft of Motor Vehicle Parts	0	0.0	0	0.0
Theft - All Other Larceny	0	0.0	0	0.0
<b>Motor Vehicle Theft</b>	<b>0</b>	<b>0.0</b>	<b>0</b>	<b>0.0</b>
<b>Counterfeiting/Forgery</b>	<b>0</b>	<b>0.0</b>	<b>0</b>	<b>0.0</b>
<b>Fraud Offenses (Total)</b>	<b>0</b>	<b>0.0</b>	<b>0</b>	<b>0.0</b>
Fraud - Computer Hacking/Invasion	0	0.0	0	0.0
Fraud - Credit Card/ATM	0	0.0	0	0.0
Fraud - False Pretenses	0	0.0	0	0.0
Fraud - Identity Theft	0	0.0	0	0.0
Fraud - Impersonation	0	0.0	0	0.0
Fraud - Welfare	0	0.0	0	0.0
Fraud - Wire	0	0.0	0	0.0
<b>Embezzlement</b>	<b>0</b>	<b>0.0</b>	<b>0</b>	<b>0.0</b>
<b>Stolen Property Offenses</b>	<b>0</b>	<b>0.0</b>	<b>0</b>	<b>0.0</b>
<b>Destruction/Damage/Vandalism</b>	<b>0</b>	<b>0.0</b>	<b>0</b>	<b>0.0</b>
<b>Drug/Narcotic Violations (Total)</b>	<b>0</b>	<b>0.0</b>	<b>0</b>	<b>0.0</b>
Drug/Narcotic Violations	0	0.0	0	0.0
Drug/Narcotic Equipment Violations	0	0.0	0	0.0

<b>GROUP A OFFENSES</b>	Offense	Rate per 1,000	Cleared	% Cleared
<b>Sex Offenses (Nonforcible) (Total)</b>	<b>0</b>	<b>0.0</b>	<b>0</b>	<b>0.0</b>
Incest	0	0.0	0	0.0
Statutory Rape	0	0.0	0	0.0
<b>Pornography/Obscene Material</b>	<b>0</b>	<b>0.0</b>	<b>0</b>	<b>0.0</b>
<b>Gambling Offenses (Total)</b>	<b>0</b>	<b>0.0</b>	<b>0</b>	<b>0.0</b>
Gambling - Betting/Wagering	0	0.0	0	0.0
Gambling - Operating/Promoting	0	0.0	0	0.0
Gambling - Equipment Violations	0	0.0	0	0.0
Gambling - Sports Tampering	0	0.0	0	0.0
<b>Prostitution Offenses (Total)</b>	<b>0</b>	<b>0.0</b>	<b>0</b>	<b>0.0</b>
Prostitution	0	0.0	0	0.0
Prostitution Assisting/Promoting	0	0.0	0	0.0
Purchasing Prostitution	0	0.0	0	0.0
<b>Human Trafficking Offenses (Total)</b>	<b>0</b>	<b>0.0</b>	<b>0</b>	<b>0.0</b>
Commercial Sex Acts	0	0.0	0	0.0
Involuntary Servitude	0	0.0	0	0.0
<b>Bribery</b>	<b>0</b>	<b>0.0</b>	<b>0</b>	<b>0.0</b>
<b>Weapon Law Violations</b>	<b>0</b>	<b>0.0</b>	<b>0</b>	<b>0.0</b>
<b>Animal Cruelty</b>	<b>0</b>	<b>0.0</b>	<b>0</b>	<b>0.0</b>

<b>GROUP B OFFENSES</b>	Offenses	Rate per 1,000
Bad Checks	0	0.0
Curfew/Vagrancy	0	0.0
Disorderly Conduct	0	0.0
DUI	0	0.0
Drunkenness	0	0.0
Family-Non Violent	0	0.0
Liquor Law Violations	0	0.0
Peeping Tom	0	0.0
Trespass	0	0.0
All Other Offenses	0	0.0

<b>2022 Fall Term Campus Population</b>	
Undergraduate Enrollment	2,017
Graduate Enrollment	143
Staff Personnel	105
Faculty Personnel	96
Security Personnel	12
<b>Total Campus Population</b>	<b>2,373</b>



## Daymar College Murfreesboro - 2022

GROUP A OFFENSES	Offense	Rate per 1,000	Cleared	% Cleared
<b>Homicide Offenses (Total)</b>	<b>0</b>	<b>0.0</b>	<b>0</b>	<b>0.0</b>
Murder	0	0.0	0	0.0
Negligent Manslaughter	0	0.0	0	0.0
Negligent Vehicular Manslaughter	0	0.0	0	0.0
<b>Kidnapping/Abduction</b>	<b>0</b>	<b>0.0</b>	<b>0</b>	<b>0.0</b>
<b>Sex Offenses (Forcible) (Total)</b>	<b>0</b>	<b>0.0</b>	<b>0</b>	<b>0.0</b>
Forcible Rape	0	0.0	0	0.0
Forcible Sodomy	0	0.0	0	0.0
Sexual Assault W/Object	0	0.0	0	0.0
Forcible Fondling	0	0.0	0	0.0
<b>Robbery</b>	<b>0</b>	<b>0.0</b>	<b>0</b>	<b>0.0</b>
<b>Assault Offenses (Total)</b>	<b>0</b>	<b>0.0</b>	<b>0</b>	<b>0.0</b>
Aggravated Assault	0	0.0	0	0.0
Simple Assault	0	0.0	0	0.0
Intimidation	0	0.0	0	0.0
Stalking	0	0.0	0	0.0
<b>Arson</b>	<b>0</b>	<b>0.0</b>	<b>0</b>	<b>0.0</b>
<b>Extortion/Blackmail</b>	<b>0</b>	<b>0.0</b>	<b>0</b>	<b>0.0</b>
<b>Burglary</b>	<b>0</b>	<b>0.0</b>	<b>0</b>	<b>0.0</b>
<b>Larceny/Theft Offenses (Total)</b>	<b>0</b>	<b>0.0</b>	<b>0</b>	<b>0.0</b>
Theft - Pocket-picking	0	0.0	0	0.0
Theft - Purse Snatching	0	0.0	0	0.0
Theft - Shoplifting	0	0.0	0	0.0
Theft From Building	0	0.0	0	0.0
Theft From Coin Machine	0	0.0	0	0.0
Theft From Motor Vehicle	0	0.0	0	0.0
Theft of Motor Vehicle Parts	0	0.0	0	0.0
Theft - All Other Larceny	0	0.0	0	0.0
<b>Motor Vehicle Theft</b>	<b>0</b>	<b>0.0</b>	<b>0</b>	<b>0.0</b>
<b>Counterfeiting/Forgery</b>	<b>0</b>	<b>0.0</b>	<b>0</b>	<b>0.0</b>
<b>Fraud Offenses (Total)</b>	<b>0</b>	<b>0.0</b>	<b>0</b>	<b>0.0</b>
Fraud - Computer Hacking/Invasion	0	0.0	0	0.0
Fraud - Credit Card/ATM	0	0.0	0	0.0
Fraud - False Pretenses	0	0.0	0	0.0
Fraud - Identity Theft	0	0.0	0	0.0
Fraud - Impersonation	0	0.0	0	0.0
Fraud - Welfare	0	0.0	0	0.0
Fraud - Wire	0	0.0	0	0.0
<b>Embezzlement</b>	<b>0</b>	<b>0.0</b>	<b>0</b>	<b>0.0</b>
<b>Stolen Property Offenses</b>	<b>0</b>	<b>0.0</b>	<b>0</b>	<b>0.0</b>
<b>Destruction/Damage/Vandalism</b>	<b>0</b>	<b>0.0</b>	<b>0</b>	<b>0.0</b>
<b>Drug/Narcotic Violations (Total)</b>	<b>0</b>	<b>0.0</b>	<b>0</b>	<b>0.0</b>
Drug/Narcotic Violations	0	0.0	0	0.0
Drug/Narcotic Equipment Violations	0	0.0	0	0.0

GROUP A OFFENSES	Offense	Rate per 1,000	Cleared	% Cleared
<b>Sex Offenses (Nonforcible) (Total)</b>	<b>0</b>	<b>0.0</b>	<b>0</b>	<b>0.0</b>
Incest	0	0.0	0	0.0
Statutory Rape	0	0.0	0	0.0
<b>Pornography/Obscene Material</b>	<b>0</b>	<b>0.0</b>	<b>0</b>	<b>0.0</b>
<b>Gambling Offenses (Total)</b>	<b>0</b>	<b>0.0</b>	<b>0</b>	<b>0.0</b>
Gambling - Betting/Wagering	0	0.0	0	0.0
Gambling - Operating/Promoting	0	0.0	0	0.0
Gambling - Equipment Violations	0	0.0	0	0.0
Gambling - Sports Tampering	0	0.0	0	0.0
<b>Prostitution Offenses (Total)</b>	<b>0</b>	<b>0.0</b>	<b>0</b>	<b>0.0</b>
Prostitution	0	0.0	0	0.0
Prostitution Assisting/Promoting	0	0.0	0	0.0
Purchasing Prostitution	0	0.0	0	0.0
<b>Human Trafficking Offenses (Total)</b>	<b>0</b>	<b>0.0</b>	<b>0</b>	<b>0.0</b>
Commercial Sex Acts	0	0.0	0	0.0
Involuntary Servitude	0	0.0	0	0.0
<b>Bribery</b>	<b>0</b>	<b>0.0</b>	<b>0</b>	<b>0.0</b>
<b>Weapon Law Violations</b>	<b>0</b>	<b>0.0</b>	<b>0</b>	<b>0.0</b>
<b>Animal Cruelty</b>	<b>0</b>	<b>0.0</b>	<b>0</b>	<b>0.0</b>

GROUP B OFFENSES	Offenses	Rate per 1,000
Bad Checks	0	0.0
Curfew/Vagrancy	0	0.0
Disorderly Conduct	0	0.0
DUI	0	0.0
Drunkenness	0	0.0
Family-Non Violent	0	0.0
Liquor Law Violations	0	0.0
Peeping Tom	0	0.0
Trespass	0	0.0
All Other Offenses	0	0.0

2022 Fall Term Campus Population	
Undergraduate Enrollment	19
Graduate Enrollment	0
Staff Personnel	5
Faculty Personnel	4
Security Personnel	0
<b>Total Campus Population</b>	<b>28</b>



Daymar College Nashville - 2022

GROUP A OFFENSES	Offense	Rate per 1,000	Cleared	% Cleared
<b>Homicide Offenses (Total)</b>	<b>0</b>	<b>0.0</b>	<b>0</b>	<b>0.0</b>
Murder	0	0.0	0	0.0
Negligent Manslaughter	0	0.0	0	0.0
Negligent Vehicular Manslaughter	0	0.0	0	0.0
<b>Kidnapping/Abduction</b>	<b>0</b>	<b>0.0</b>	<b>0</b>	<b>0.0</b>
<b>Sex Offenses (Forcible) (Total)</b>	<b>0</b>	<b>0.0</b>	<b>0</b>	<b>0.0</b>
Forcible Rape	0	0.0	0	0.0
Forcible Sodomy	0	0.0	0	0.0
Sexual Assault W/Object	0	0.0	0	0.0
Forcible Fondling	0	0.0	0	0.0
<b>Robbery</b>	<b>0</b>	<b>0.0</b>	<b>0</b>	<b>0.0</b>
<b>Assault Offenses (Total)</b>	<b>0</b>	<b>0.0</b>	<b>0</b>	<b>0.0</b>
Aggravated Assault	0	0.0	0	0.0
Simple Assault	0	0.0	0	0.0
Intimidation	0	0.0	0	0.0
Stalking	0	0.0	0	0.0
<b>Arson</b>	<b>0</b>	<b>0.0</b>	<b>0</b>	<b>0.0</b>
<b>Extortion/Blackmail</b>	<b>0</b>	<b>0.0</b>	<b>0</b>	<b>0.0</b>
<b>Burglary</b>	<b>0</b>	<b>0.0</b>	<b>0</b>	<b>0.0</b>
<b>Larceny/Theft Offenses (Total)</b>	<b>0</b>	<b>0.0</b>	<b>0</b>	<b>0.0</b>
Theft - Pocket-picking	0	0.0	0	0.0
Theft - Purse Snatching	0	0.0	0	0.0
Theft - Shoplifting	0	0.0	0	0.0
Theft From Building	0	0.0	0	0.0
Theft From Coin Machine	0	0.0	0	0.0
Theft From Motor Vehicle	0	0.0	0	0.0
Theft of Motor Vehicle Parts	0	0.0	0	0.0
Theft - All Other Larceny	0	0.0	0	0.0
<b>Motor Vehicle Theft</b>	<b>0</b>	<b>0.0</b>	<b>0</b>	<b>0.0</b>
<b>Counterfeiting/Forgery</b>	<b>0</b>	<b>0.0</b>	<b>0</b>	<b>0.0</b>
<b>Fraud Offenses (Total)</b>	<b>0</b>	<b>0.0</b>	<b>0</b>	<b>0.0</b>
Fraud - Computer Hacking/Invasion	0	0.0	0	0.0
Fraud - Credit Card/ATM	0	0.0	0	0.0
Fraud - False Pretenses	0	0.0	0	0.0
Fraud - Identity Theft	0	0.0	0	0.0
Fraud - Impersonation	0	0.0	0	0.0
Fraud - Welfare	0	0.0	0	0.0
Fraud - Wire	0	0.0	0	0.0
<b>Embezzlement</b>	<b>0</b>	<b>0.0</b>	<b>0</b>	<b>0.0</b>
<b>Stolen Property Offenses</b>	<b>0</b>	<b>0.0</b>	<b>0</b>	<b>0.0</b>
<b>Destruction/Damage/Vandalism</b>	<b>0</b>	<b>0.0</b>	<b>0</b>	<b>0.0</b>
<b>Drug/Narcotic Violations (Total)</b>	<b>0</b>	<b>0.0</b>	<b>0</b>	<b>0.0</b>
Drug/Narcotic Violations	0	0.0	0	0.0
Drug/Narcotic Equipment Violations	0	0.0	0	0.0

GROUP A OFFENSES	Offense	Rate per 1,000	Cleared	% Cleared
<b>Sex Offenses (Nonforcible) (Total)</b>	<b>0</b>	<b>0.0</b>	<b>0</b>	<b>0.0</b>
Incest	0	0.0	0	0.0
Statutory Rape	0	0.0	0	0.0
<b>Pornography/Obscene Material</b>	<b>0</b>	<b>0.0</b>	<b>0</b>	<b>0.0</b>
<b>Gambling Offenses (Total)</b>	<b>0</b>	<b>0.0</b>	<b>0</b>	<b>0.0</b>
Gambling - Betting/Wagering	0	0.0	0	0.0
Gambling - Operating/Promoting	0	0.0	0	0.0
Gambling - Equipment Violations	0	0.0	0	0.0
Gambling - Sports Tampering	0	0.0	0	0.0
<b>Prostitution Offenses (Total)</b>	<b>0</b>	<b>0.0</b>	<b>0</b>	<b>0.0</b>
Prostitution	0	0.0	0	0.0
Prostitution Assisting/Promoting	0	0.0	0	0.0
Purchasing Prostitution	0	0.0	0	0.0
<b>Human Trafficking Offenses (Total)</b>	<b>0</b>	<b>0.0</b>	<b>0</b>	<b>0.0</b>
Commercial Sex Acts	0	0.0	0	0.0
Involuntary Servitude	0	0.0	0	0.0
<b>Bribery</b>	<b>0</b>	<b>0.0</b>	<b>0</b>	<b>0.0</b>
<b>Weapon Law Violations</b>	<b>0</b>	<b>0.0</b>	<b>0</b>	<b>0.0</b>
<b>Animal Cruelty</b>	<b>0</b>	<b>0.0</b>	<b>0</b>	<b>0.0</b>

GROUP B OFFENSES	Offenses	Rate per 1,000
Bad Checks	0	0.0
Curfew/Vagrancy	0	0.0
Disorderly Conduct	0	0.0
DUI	0	0.0
Drunkenness	0	0.0
Family-Non Violent	0	0.0
Liquor Law Violations	0	0.0
Peeping Tom	0	0.0
Trespass	0	0.0
All Other Offenses	0	0.0

2022 Fall Term Campus Population	
Undergraduate Enrollment	8
Graduate Enrollment	0
Staff Personnel	3
Faculty Personnel	4
Security Personnel	0
Total Campus Population	15



**Daymar/Hussian College Clarksville - 2022**

<b>GROUP A OFFENSES</b>	Offense	Rate per 1,000	Cleared	% Cleared
<b>Homicide Offenses (Total)</b>	<b>0</b>	<b>0.0</b>	<b>0</b>	<b>0.0</b>
Murder	0	0.0	0	0.0
Negligent Manslaughter	0	0.0	0	0.0
Negligent Vehicular Manslaughter	0	0.0	0	0.0
<b>Kidnapping/Abduction</b>	<b>0</b>	<b>0.0</b>	<b>0</b>	<b>0.0</b>
<b>Sex Offenses (Forcible) (Total)</b>	<b>0</b>	<b>0.0</b>	<b>0</b>	<b>0.0</b>
Forcible Rape	0	0.0	0	0.0
Forcible Sodomy	0	0.0	0	0.0
Sexual Assault W/Object	0	0.0	0	0.0
Forcible Fondling	0	0.0	0	0.0
<b>Robbery</b>	<b>0</b>	<b>0.0</b>	<b>0</b>	<b>0.0</b>
<b>Assault Offenses (Total)</b>	<b>0</b>	<b>0.0</b>	<b>0</b>	<b>0.0</b>
Aggravated Assault	0	0.0	0	0.0
Simple Assault	0	0.0	0	0.0
Intimidation	0	0.0	0	0.0
Stalking	0	0.0	0	0.0
<b>Arson</b>	<b>0</b>	<b>0.0</b>	<b>0</b>	<b>0.0</b>
<b>Extortion/Blackmail</b>	<b>0</b>	<b>0.0</b>	<b>0</b>	<b>0.0</b>
<b>Burglary</b>	<b>0</b>	<b>0.0</b>	<b>0</b>	<b>0.0</b>
<b>Larceny/Theft Offenses (Total)</b>	<b>0</b>	<b>0.0</b>	<b>0</b>	<b>0.0</b>
Theft - Pocket-picking	0	0.0	0	0.0
Theft - Purse Snatching	0	0.0	0	0.0
Theft - Shoplifting	0	0.0	0	0.0
Theft From Building	0	0.0	0	0.0
Theft From Coin Machine	0	0.0	0	0.0
Theft From Motor Vehicle	0	0.0	0	0.0
Theft of Motor Vehicle Parts	0	0.0	0	0.0
Theft - All Other Larceny	0	0.0	0	0.0
<b>Motor Vehicle Theft</b>	<b>0</b>	<b>0.0</b>	<b>0</b>	<b>0.0</b>
<b>Counterfeiting/Forgery</b>	<b>0</b>	<b>0.0</b>	<b>0</b>	<b>0.0</b>
<b>Fraud Offenses (Total)</b>	<b>0</b>	<b>0.0</b>	<b>0</b>	<b>0.0</b>
Fraud - Computer Hacking/Invasion	0	0.0	0	0.0
Fraud - Credit Card/ATM	0	0.0	0	0.0
Fraud - False Pretenses	0	0.0	0	0.0
Fraud - Identity Theft	0	0.0	0	0.0
Fraud - Impersonation	0	0.0	0	0.0
Fraud - Welfare	0	0.0	0	0.0
Fraud - Wire	0	0.0	0	0.0
<b>Embezzlement</b>	<b>0</b>	<b>0.0</b>	<b>0</b>	<b>0.0</b>
<b>Stolen Property Offenses</b>	<b>0</b>	<b>0.0</b>	<b>0</b>	<b>0.0</b>
<b>Destruction/Damage/Vandalism</b>	<b>0</b>	<b>0.0</b>	<b>0</b>	<b>0.0</b>
<b>Drug/Narcotic Violations (Total)</b>	<b>0</b>	<b>0.0</b>	<b>0</b>	<b>0.0</b>
Drug/Narcotic Violations	0	0.0	0	0.0
Drug/Narcotic Equipment Violations	0	0.0	0	0.0

<b>GROUP A OFFENSES</b>	Offense	Rate per 1,000	Cleared	% Cleared
<b>Sex Offenses (Nonforcible) (Total)</b>	<b>0</b>	<b>0.0</b>	<b>0</b>	<b>0.0</b>
Incest	0	0.0	0	0.0
Statutory Rape	0	0.0	0	0.0
<b>Pornography/Obscene Material</b>	<b>0</b>	<b>0.0</b>	<b>0</b>	<b>0.0</b>
<b>Gambling Offenses (Total)</b>	<b>0</b>	<b>0.0</b>	<b>0</b>	<b>0.0</b>
Gambling - Betting/Wagering	0	0.0	0	0.0
Gambling - Operating/Promoting	0	0.0	0	0.0
Gambling - Equipment Violations	0	0.0	0	0.0
Gambling - Sports Tampering	0	0.0	0	0.0
<b>Prostitution Offenses (Total)</b>	<b>0</b>	<b>0.0</b>	<b>0</b>	<b>0.0</b>
Prostitution	0	0.0	0	0.0
Prostitution Assisting/Promoting	0	0.0	0	0.0
Purchasing Prostitution	0	0.0	0	0.0
<b>Human Trafficking Offenses (Total)</b>	<b>0</b>	<b>0.0</b>	<b>0</b>	<b>0.0</b>
Commercial Sex Acts	0	0.0	0	0.0
Involuntary Servitude	0	0.0	0	0.0
<b>Bribery</b>	<b>0</b>	<b>0.0</b>	<b>0</b>	<b>0.0</b>
<b>Weapon Law Violations</b>	<b>0</b>	<b>0.0</b>	<b>0</b>	<b>0.0</b>
<b>Animal Cruelty</b>	<b>0</b>	<b>0.0</b>	<b>0</b>	<b>0.0</b>

<b>GROUP B OFFENSES</b>	Offenses	Rate per 1,000
Bad Checks	0	0.0
Curfew/Vagrancy	0	0.0
Disorderly Conduct	0	0.0
DUI	0	0.0
Drunkenness	0	0.0
Family-Non Violent	0	0.0
Liquor Law Violations	0	0.0
Peeping Tom	0	0.0
Trespass	0	0.0
All Other Offenses	0	0.0

<b>2022 Fall Term Campus Population</b>	
Undergraduate Enrollment	51
Graduate Enrollment	0
Staff Personnel	2
Faculty Personnel	16
Security Personnel	0
<b>Total Campus Population</b>	<b>69</b>



## Dyersburg State Community College - 2022

GROUP A OFFENSES	Offense	Rate per 1,000	Cleared	% Cleared
<b>Homicide Offenses (Total)</b>	<b>0</b>	<b>0.0</b>	<b>0</b>	<b>0.0</b>
Murder	0	0.0	0	0.0
Negligent Manslaughter	0	0.0	0	0.0
Negligent Vehicular Manslaughter	0	0.0	0	0.0
<b>Kidnapping/Abduction</b>	<b>0</b>	<b>0.0</b>	<b>0</b>	<b>0.0</b>
<b>Sex Offenses (Forcible) (Total)</b>	<b>0</b>	<b>0.0</b>	<b>0</b>	<b>0.0</b>
Forcible Rape	0	0.0	0	0.0
Forcible Sodomy	0	0.0	0	0.0
Sexual Assault W/Object	0	0.0	0	0.0
Forcible Fondling	0	0.0	0	0.0
<b>Robbery</b>	<b>0</b>	<b>0.0</b>	<b>0</b>	<b>0.0</b>
<b>Assault Offenses (Total)</b>	<b>1</b>	<b>0.4</b>	<b>0</b>	<b>0.0</b>
Aggravated Assault	0	0.0	0	0.0
Simple Assault	0	0.0	0	0.0
Intimidation	1	0.4	0	0.0
Stalking	0	0.0	0	0.0
<b>Arson</b>	<b>0</b>	<b>0.0</b>	<b>0</b>	<b>0.0</b>
<b>Extortion/Blackmail</b>	<b>0</b>	<b>0.0</b>	<b>0</b>	<b>0.0</b>
<b>Burglary</b>	<b>0</b>	<b>0.0</b>	<b>0</b>	<b>0.0</b>
<b>Larceny/Theft Offenses (Total)</b>	<b>1</b>	<b>0.4</b>	<b>0</b>	<b>0.0</b>
Theft - Pocket-picking	0	0.0	0	0.0
Theft - Purse Snatching	0	0.0	0	0.0
Theft - Shoplifting	0	0.0	0	0.0
Theft From Building	0	0.0	0	0.0
Theft From Coin Machine	0	0.0	0	0.0
Theft From Motor Vehicle	1	0.4	0	0.0
Theft of Motor Vehicle Parts	0	0.0	0	0.0
Theft - All Other Larceny	0	0.0	0	0.0
<b>Motor Vehicle Theft</b>	<b>0</b>	<b>0.0</b>	<b>0</b>	<b>0.0</b>
<b>Counterfeiting/Forgery</b>	<b>0</b>	<b>0.0</b>	<b>0</b>	<b>0.0</b>
<b>Fraud Offenses (Total)</b>	<b>0</b>	<b>0.0</b>	<b>0</b>	<b>0.0</b>
Fraud - Computer Hacking/Invasion	0	0.0	0	0.0
Fraud - Credit Card/ATM	0	0.0	0	0.0
Fraud - False Pretenses	0	0.0	0	0.0
Fraud - Identity Theft	0	0.0	0	0.0
Fraud - Impersonation	0	0.0	0	0.0
Fraud - Welfare	0	0.0	0	0.0
Fraud - Wire	0	0.0	0	0.0
<b>Embezzlement</b>	<b>0</b>	<b>0.0</b>	<b>0</b>	<b>0.0</b>
<b>Stolen Property Offenses</b>	<b>0</b>	<b>0.0</b>	<b>0</b>	<b>0.0</b>
<b>Destruction/Damage/Vandalism</b>	<b>0</b>	<b>0.0</b>	<b>0</b>	<b>0.0</b>
<b>Drug/Narcotic Violations (Total)</b>	<b>0</b>	<b>0.0</b>	<b>0</b>	<b>0.0</b>
Drug/Narcotic Violations	0	0.0	0	0.0
Drug/Narcotic Equipment Violations	0	0.0	0	0.0

GROUP A OFFENSES	Offense	Rate per 1,000	Cleared	% Cleared
<b>Sex Offenses (Nonforcible) (Total)</b>	<b>0</b>	<b>0.0</b>	<b>0</b>	<b>0.0</b>
Incest	0	0.0	0	0.0
Statutory Rape	0	0.0	0	0.0
<b>Pornography/Obscene Material</b>	<b>0</b>	<b>0.0</b>	<b>0</b>	<b>0.0</b>
<b>Gambling Offenses (Total)</b>	<b>0</b>	<b>0.0</b>	<b>0</b>	<b>0.0</b>
Gambling - Betting/Wagering	0	0.0	0	0.0
Gambling - Operating/Promoting	0	0.0	0	0.0
Gambling - Equipment Violations	0	0.0	0	0.0
Gambling - Sports Tampering	0	0.0	0	0.0
<b>Prostitution Offenses (Total)</b>	<b>0</b>	<b>0.0</b>	<b>0</b>	<b>0.0</b>
Prostitution	0	0.0	0	0.0
Prostitution Assisting/Promoting	0	0.0	0	0.0
Purchasing Prostitution	0	0.0	0	0.0
<b>Human Trafficking Offenses (Total)</b>	<b>0</b>	<b>0.0</b>	<b>0</b>	<b>0.0</b>
Commercial Sex Acts	0	0.0	0	0.0
Involuntary Servitude	0	0.0	0	0.0
<b>Bribery</b>	<b>0</b>	<b>0.0</b>	<b>0</b>	<b>0.0</b>
<b>Weapon Law Violations</b>	<b>0</b>	<b>0.0</b>	<b>0</b>	<b>0.0</b>
<b>Animal Cruelty</b>	<b>0</b>	<b>0.0</b>	<b>0</b>	<b>0.0</b>

GROUP B OFFENSES	Offenses	Rate per 1,000
Bad Checks	0	0.0
Curfew/Vagrancy	0	0.0
Disorderly Conduct	0	0.0
DUI	0	0.0
Drunkenness	0	0.0
Family-Non Violent	0	0.0
Liquor Law Violations	0	0.0
Peeping Tom	0	0.0
Trespass	0	0.0
All Other Offenses	0	0.0

2022 Fall Term Campus Population	
Undergraduate Enrollment	2,188
Graduate Enrollment	0
Staff Personnel	158
Faculty Personnel	143
Security Personnel	6
<b>Total Campus Population</b>	<b>2,495</b>



## East Tennessee State University - 2022

GROUP A OFFENSES	Offense	Rate per 1,000	Cleared	% Cleared
<b>Homicide Offenses (Total)</b>	<b>0</b>	<b>0.0</b>	<b>0</b>	<b>0.0</b>
Murder	0	0.0	0	0.0
Negligent Manslaughter	0	0.0	0	0.0
Negligent Vehicular Manslaughter	0	0.0	0	0.0
<b>Kidnapping/Abduction</b>	<b>0</b>	<b>0.0</b>	<b>0</b>	<b>0.0</b>
<b>Sex Offenses (Forcible) (Total)</b>	<b>4</b>	<b>0.3</b>	<b>1</b>	<b>25.0</b>
Forcible Rape	2	0.2	0	0.0
Forcible Sodomy	1	0.1	0	0.0
Sexual Assault W/Object	0	0.0	0	0.0
Forcible Fondling	1	0.1	1	100.0
<b>Robbery</b>	<b>0</b>	<b>0.0</b>	<b>0</b>	<b>0.0</b>
<b>Assault Offenses (Total)</b>	<b>43</b>	<b>3.3</b>	<b>5</b>	<b>11.6</b>
Aggravated Assault	5	0.4	0	0.0
Simple Assault	20	1.5	4	20.0
Intimidation	16	1.2	1	6.3
Stalking	2	0.2	0	0.0
<b>Arson</b>	<b>0</b>	<b>0.0</b>	<b>0</b>	<b>0.0</b>
<b>Extortion/Blackmail</b>	<b>3</b>	<b>0.2</b>	<b>0</b>	<b>0.0</b>
<b>Burglary</b>	<b>13</b>	<b>1.0</b>	<b>7</b>	<b>53.8</b>
<b>Larceny/Theft Offenses (Total)</b>	<b>50</b>	<b>3.8</b>	<b>12</b>	<b>24.0</b>
Theft - Pocket-picking	0	0.0	0	0.0
Theft - Purse Snatching	0	0.0	0	0.0
Theft - Shoplifting	0	0.0	0	0.0
Theft From Building	21	1.6	5	23.8
Theft From Coin Machine	0	0.0	0	0.0
Theft From Motor Vehicle	8	0.6	3	37.5
Theft of Motor Vehicle Parts	3	0.2	0	0.0
Theft - All Other Larceny	18	1.4	4	22.2
<b>Motor Vehicle Theft</b>	<b>3</b>	<b>0.2</b>	<b>1</b>	<b>33.3</b>
<b>Counterfeiting/Forgery</b>	<b>0</b>	<b>0.0</b>	<b>0</b>	<b>0.0</b>
<b>Fraud Offenses (Total)</b>	<b>6</b>	<b>0.5</b>	<b>1</b>	<b>16.7</b>
Fraud - Computer Hacking/Invasion	0	0.0	0	0.0
Fraud - Credit Card/ATM	1	0.1	0	0.0
Fraud - False Pretenses	1	0.1	1	100.0
Fraud - Identity Theft	0	0.0	0	0.0
Fraud - Impersonation	0	0.0	0	0.0
Fraud - Welfare	0	0.0	0	0.0
Fraud - Wire	4	0.3	0	0.0
<b>Embezzlement</b>	<b>0</b>	<b>0.0</b>	<b>0</b>	<b>0.0</b>
<b>Stolen Property Offenses</b>	<b>0</b>	<b>0.0</b>	<b>0</b>	<b>0.0</b>
<b>Destruction/Damage/Vandalism</b>	<b>41</b>	<b>3.1</b>	<b>3</b>	<b>7.3</b>
<b>Drug/Narcotic Violations (Total)</b>	<b>18</b>	<b>1.4</b>	<b>7</b>	<b>38.9</b>
Drug/Narcotic Violations	12	0.9	4	33.3
Drug/Narcotic Equipment Violations	6	0.5	3	50.0

GROUP A OFFENSES	Offense	Rate per 1,000	Cleared	% Cleared
<b>Sex Offenses (Nonforcible) (Total)</b>	<b>1</b>	<b>0.1</b>	<b>0</b>	<b>0.0</b>
Incest	0	0.0	0	0.0
Statutory Rape	1	0.1	0	0.0
<b>Pornography/Obscene Material</b>	<b>0</b>	<b>0.0</b>	<b>0</b>	<b>0.0</b>
<b>Gambling Offenses (Total)</b>	<b>0</b>	<b>0.0</b>	<b>0</b>	<b>0.0</b>
Gambling - Betting/Wagering	0	0.0	0	0.0
Gambling - Operating/Promoting	0	0.0	0	0.0
Gambling - Equipment Violations	0	0.0	0	0.0
Gambling - Sports Tampering	0	0.0	0	0.0
<b>Prostitution Offenses (Total)</b>	<b>0</b>	<b>0.0</b>	<b>0</b>	<b>0.0</b>
Prostitution	0	0.0	0	0.0
Prostitution Assisting/Promoting	0	0.0	0	0.0
Purchasing Prostitution	0	0.0	0	0.0
<b>Human Trafficking Offenses (Total)</b>	<b>0</b>	<b>0.0</b>	<b>0</b>	<b>0.0</b>
Commercial Sex Acts	0	0.0	0	0.0
Involuntary Servitude	0	0.0	0	0.0
<b>Bribery</b>	<b>0</b>	<b>0.0</b>	<b>0</b>	<b>0.0</b>
<b>Weapon Law Violations</b>	<b>3</b>	<b>0.2</b>	<b>3</b>	<b>100.0</b>
<b>Animal Cruelty</b>	<b>0</b>	<b>0.0</b>	<b>0</b>	<b>0.0</b>

GROUP B OFFENSES	Offenses	Rate per 1,000
Bad Checks	0	0.0
Curfew/Vagrancy	0	0.0
Disorderly Conduct	0	0.0
DUI	1	0.1
Drunkenness	0	0.0
Family-Non Violent	0	0.0
Liquor Law Violations	3	0.2
Peeping Tom	0	0.0
Trespass	2	0.2
All Other Offenses	2	0.2

2022 Fall Term Campus Population	
Undergraduate Enrollment	8,918
Graduate Enrollment	1,703
Staff Personnel	1,484
Faculty Personnel	906
Security Personnel	31
<b>Total Campus Population</b>	<b>13,042</b>





## Fisk University - 2022

GROUP A OFFENSES	Offense	Rate per 1,000	Cleared	% Cleared
<b>Homicide Offenses (Total)</b>	<b>0</b>	<b>0.0</b>	<b>0</b>	<b>0.0</b>
Murder	0	0.0	0	0.0
Negligent Manslaughter	0	0.0	0	0.0
Negligent Vehicular Manslaughter	0	0.0	0	0.0
<b>Kidnapping/Abduction</b>	<b>0</b>	<b>0.0</b>	<b>0</b>	<b>0.0</b>
<b>Sex Offenses (Forcible) (Total)</b>	<b>1</b>	<b>0.8</b>	<b>0</b>	<b>0.0</b>
Forcible Rape	0	0.0	0	0.0
Forcible Sodomy	0	0.0	0	0.0
Sexual Assault W/Object	0	0.0	0	0.0
Forcible Fondling	1	0.8	0	0.0
<b>Robbery</b>	<b>0</b>	<b>0.0</b>	<b>0</b>	<b>0.0</b>
<b>Assault Offenses (Total)</b>	<b>11</b>	<b>8.7</b>	<b>0</b>	<b>0.0</b>
Aggravated Assault	4	3.2	0	0.0
Simple Assault	5	4.0	0	0.0
Intimidation	2	1.6	0	0.0
Stalking	0	0.0	0	0.0
<b>Arson</b>	<b>0</b>	<b>0.0</b>	<b>0</b>	<b>0.0</b>
<b>Extortion/Blackmail</b>	<b>0</b>	<b>0.0</b>	<b>0</b>	<b>0.0</b>
<b>Burglary</b>	<b>1</b>	<b>0.8</b>	<b>0</b>	<b>0.0</b>
<b>Larceny/Theft Offenses (Total)</b>	<b>10</b>	<b>7.9</b>	<b>0</b>	<b>0.0</b>
Theft - Pocket-picking	0	0.0	0	0.0
Theft - Purse Snatching	0	0.0	0	0.0
Theft - Shoplifting	0	0.0	0	0.0
Theft From Building	4	3.2	0	0.0
Theft From Coin Machine	1	0.8	0	0.0
Theft From Motor Vehicle	5	4.0	0	0.0
Theft of Motor Vehicle Parts	0	0.0	0	0.0
Theft - All Other Larceny	0	0.0	0	0.0
<b>Motor Vehicle Theft</b>	<b>4</b>	<b>3.2</b>	<b>0</b>	<b>0.0</b>
<b>Counterfeiting/Forgery</b>	<b>0</b>	<b>0.0</b>	<b>0</b>	<b>0.0</b>
<b>Fraud Offenses (Total)</b>	<b>0</b>	<b>0.0</b>	<b>0</b>	<b>0.0</b>
Fraud - Computer Hacking/Invasion	0	0.0	0	0.0
Fraud - Credit Card/ATM	0	0.0	0	0.0
Fraud - False Pretenses	0	0.0	0	0.0
Fraud - Identity Theft	0	0.0	0	0.0
Fraud - Impersonation	0	0.0	0	0.0
Fraud - Welfare	0	0.0	0	0.0
Fraud - Wire	0	0.0	0	0.0
<b>Embezzlement</b>	<b>0</b>	<b>0.0</b>	<b>0</b>	<b>0.0</b>
<b>Stolen Property Offenses</b>	<b>0</b>	<b>0.0</b>	<b>0</b>	<b>0.0</b>
<b>Destruction/Damage/Vandalism</b>	<b>2</b>	<b>1.6</b>	<b>0</b>	<b>0.0</b>
<b>Drug/Narcotic Violations (Total)</b>	<b>2</b>	<b>1.6</b>	<b>0</b>	<b>0.0</b>
Drug/Narcotic Violations	2	1.6	0	0.0
Drug/Narcotic Equipment Violations	0	0.0	0	0.0

GROUP A OFFENSES	Offense	Rate per 1,000	Cleared	% Cleared
<b>Sex Offenses (Nonforcible) (Total)</b>	<b>0</b>	<b>0.0</b>	<b>0</b>	<b>0.0</b>
Incest	0	0.0	0	0.0
Statutory Rape	0	0.0	0	0.0
<b>Pornography/Obscene Material</b>	<b>0</b>	<b>0.0</b>	<b>0</b>	<b>0.0</b>
<b>Gambling Offenses (Total)</b>	<b>0</b>	<b>0.0</b>	<b>0</b>	<b>0.0</b>
Gambling - Betting/Wagering	0	0.0	0	0.0
Gambling - Operating/Promoting	0	0.0	0	0.0
Gambling - Equipment Violations	0	0.0	0	0.0
Gambling - Sports Tampering	0	0.0	0	0.0
<b>Prostitution Offenses (Total)</b>	<b>0</b>	<b>0.0</b>	<b>0</b>	<b>0.0</b>
Prostitution	0	0.0	0	0.0
Prostitution Assisting/Promoting	0	0.0	0	0.0
Purchasing Prostitution	0	0.0	0	0.0
<b>Human Trafficking Offenses (Total)</b>	<b>0</b>	<b>0.0</b>	<b>0</b>	<b>0.0</b>
Commercial Sex Acts	0	0.0	0	0.0
Involuntary Servitude	0	0.0	0	0.0
<b>Bribery</b>	<b>0</b>	<b>0.0</b>	<b>0</b>	<b>0.0</b>
<b>Weapon Law Violations</b>	<b>0</b>	<b>0.0</b>	<b>0</b>	<b>0.0</b>
<b>Animal Cruelty</b>	<b>0</b>	<b>0.0</b>	<b>0</b>	<b>0.0</b>

GROUP B OFFENSES	Offenses	Rate per 1,000
Bad Checks	0	0.0
Curfew/Vagrancy	0	0.0
Disorderly Conduct	1	0.8
DUI	0	0.0
Drunkenness	0	0.0
Family-Non Violent	0	0.0
Liquor Law Violations	3	2.4
Peeping Tom	0	0.0
Trespass	1	0.8
All Other Offenses	0	0.0

2022 Fall Term Campus Population	
Undergraduate Enrollment	990
Graduate Enrollment	38
Staff Personnel	105
Faculty Personnel	112
Security Personnel	13
<b>Total Campus Population</b>	<b>1,258</b>





Freed-Hardeman University - 2022

GROUP A OFFENSES	Offense	Rate per 1,000	Cleared	% Cleared
<b>Homicide Offenses (Total)</b>	<b>0</b>	<b>0.0</b>	<b>0</b>	<b>0.0</b>
Murder	0	0.0	0	0.0
Negligent Manslaughter	0	0.0	0	0.0
Negligent Vehicular Manslaughter	0	0.0	0	0.0
<b>Kidnapping/Abduction</b>	<b>0</b>	<b>0.0</b>	<b>0</b>	<b>0.0</b>
<b>Sex Offenses (Forcible) (Total)</b>	<b>0</b>	<b>0.0</b>	<b>0</b>	<b>0.0</b>
Forcible Rape	0	0.0	0	0.0
Forcible Sodomy	0	0.0	0	0.0
Sexual Assault W/Object	0	0.0	0	0.0
Forcible Fondling	0	0.0	0	0.0
<b>Robbery</b>	<b>0</b>	<b>0.0</b>	<b>0</b>	<b>0.0</b>
<b>Assault Offenses (Total)</b>	<b>0</b>	<b>0.0</b>	<b>0</b>	<b>0.0</b>
Aggravated Assault	0	0.0	0	0.0
Simple Assault	0	0.0	0	0.0
Intimidation	0	0.0	0	0.0
Stalking	0	0.0	0	0.0
<b>Arson</b>	<b>0</b>	<b>0.0</b>	<b>0</b>	<b>0.0</b>
<b>Extortion/Blackmail</b>	<b>0</b>	<b>0.0</b>	<b>0</b>	<b>0.0</b>
<b>Burglary</b>	<b>0</b>	<b>0.0</b>	<b>0</b>	<b>0.0</b>
<b>Larceny/Theft Offenses (Total)</b>	<b>0</b>	<b>0.0</b>	<b>0</b>	<b>0.0</b>
Theft - Pocket-picking	0	0.0	0	0.0
Theft - Purse Snatching	0	0.0	0	0.0
Theft - Shoplifting	0	0.0	0	0.0
Theft From Building	0	0.0	0	0.0
Theft From Coin Machine	0	0.0	0	0.0
Theft From Motor Vehicle	0	0.0	0	0.0
Theft of Motor Vehicle Parts	0	0.0	0	0.0
Theft - All Other Larceny	0	0.0	0	0.0
<b>Motor Vehicle Theft</b>	<b>0</b>	<b>0.0</b>	<b>0</b>	<b>0.0</b>
<b>Counterfeiting/Forgery</b>	<b>0</b>	<b>0.0</b>	<b>0</b>	<b>0.0</b>
<b>Fraud Offenses (Total)</b>	<b>0</b>	<b>0.0</b>	<b>0</b>	<b>0.0</b>
Fraud - Computer Hacking/Invasion	0	0.0	0	0.0
Fraud - Credit Card/ATM	0	0.0	0	0.0
Fraud - False Pretenses	0	0.0	0	0.0
Fraud - Identity Theft	0	0.0	0	0.0
Fraud - Impersonation	0	0.0	0	0.0
Fraud - Welfare	0	0.0	0	0.0
Fraud - Wire	0	0.0	0	0.0
<b>Embezzlement</b>	<b>0</b>	<b>0.0</b>	<b>0</b>	<b>0.0</b>
<b>Stolen Property Offenses</b>	<b>0</b>	<b>0.0</b>	<b>0</b>	<b>0.0</b>
<b>Destruction/Damage/Vandalism</b>	<b>1</b>	<b>0.4</b>	<b>0</b>	<b>0.0</b>
<b>Drug/Narcotic Violations (Total)</b>	<b>2</b>	<b>0.8</b>	<b>0</b>	<b>0.0</b>
Drug/Narcotic Violations	1	0.4	0	0.0
Drug/Narcotic Equipment Violations	1	0.4	0	0.0

GROUP A OFFENSES	Offense	Rate per 1,000	Cleared	% Cleared
<b>Sex Offenses (Nonforcible) (Total)</b>	<b>0</b>	<b>0.0</b>	<b>0</b>	<b>0.0</b>
Incest	0	0.0	0	0.0
Statutory Rape	0	0.0	0	0.0
<b>Pornography/Obscene Material</b>	<b>0</b>	<b>0.0</b>	<b>0</b>	<b>0.0</b>
<b>Gambling Offenses (Total)</b>	<b>0</b>	<b>0.0</b>	<b>0</b>	<b>0.0</b>
Gambling - Betting/Wagering	0	0.0	0	0.0
Gambling - Operating/Promoting	0	0.0	0	0.0
Gambling - Equipment Violations	0	0.0	0	0.0
Gambling - Sports Tampering	0	0.0	0	0.0
<b>Prostitution Offenses (Total)</b>	<b>0</b>	<b>0.0</b>	<b>0</b>	<b>0.0</b>
Prostitution	0	0.0	0	0.0
Prostitution Assisting/Promoting	0	0.0	0	0.0
Purchasing Prostitution	0	0.0	0	0.0
<b>Human Trafficking Offenses (Total)</b>	<b>0</b>	<b>0.0</b>	<b>0</b>	<b>0.0</b>
Commercial Sex Acts	0	0.0	0	0.0
Involuntary Servitude	0	0.0	0	0.0
<b>Bribery</b>	<b>0</b>	<b>0.0</b>	<b>0</b>	<b>0.0</b>
<b>Weapon Law Violations</b>	<b>0</b>	<b>0.0</b>	<b>0</b>	<b>0.0</b>
<b>Animal Cruelty</b>	<b>0</b>	<b>0.0</b>	<b>0</b>	<b>0.0</b>

GROUP B OFFENSES	Offenses	Rate per 1,000
Bad Checks	0	0.0
Curfew/Vagrancy	0	0.0
Disorderly Conduct	0	0.0
DUI	0	0.0
Drunkenness	0	0.0
Family-Non Violent	0	0.0
Liquor Law Violations	0	0.0
Peeping Tom	0	0.0
Trespass	0	0.0
All Other Offenses	0	0.0

2022 Fall Term Campus Population	
Undergraduate Enrollment	1,683
Graduate Enrollment	312
Staff Personnel	237
Faculty Personnel	113
Security Personnel	9
<b>Total Campus Population</b>	<b>2,354</b>



## Harding School of Theology - 2022

GROUP A OFFENSES	Offense	Rate per 1,000	Cleared	% Cleared
<b>Homicide Offenses (Total)</b>	<b>0</b>	<b>0.0</b>	<b>0</b>	<b>0.0</b>
Murder	0	0.0	0	0.0
Negligent Manslaughter	0	0.0	0	0.0
Negligent Vehicular Manslaughter	0	0.0	0	0.0
<b>Kidnapping/Abduction</b>	<b>0</b>	<b>0.0</b>	<b>0</b>	<b>0.0</b>
<b>Sex Offenses (Forcible) (Total)</b>	<b>0</b>	<b>0.0</b>	<b>0</b>	<b>0.0</b>
Forcible Rape	0	0.0	0	0.0
Forcible Sodomy	0	0.0	0	0.0
Sexual Assault W/Object	0	0.0	0	0.0
Forcible Fondling	0	0.0	0	0.0
<b>Robbery</b>	<b>0</b>	<b>0.0</b>	<b>0</b>	<b>0.0</b>
<b>Assault Offenses (Total)</b>	<b>0</b>	<b>0.0</b>	<b>0</b>	<b>0.0</b>
Aggravated Assault	0	0.0	0	0.0
Simple Assault	0	0.0	0	0.0
Intimidation	0	0.0	0	0.0
Stalking	0	0.0	0	0.0
<b>Arson</b>	<b>0</b>	<b>0.0</b>	<b>0</b>	<b>0.0</b>
<b>Extortion/Blackmail</b>	<b>0</b>	<b>0.0</b>	<b>0</b>	<b>0.0</b>
<b>Burglary</b>	<b>0</b>	<b>0.0</b>	<b>0</b>	<b>0.0</b>
<b>Larceny/Theft Offenses (Total)</b>	<b>0</b>	<b>0.0</b>	<b>0</b>	<b>0.0</b>
Theft - Pocket-picking	0	0.0	0	0.0
Theft - Purse Snatching	0	0.0	0	0.0
Theft - Shoplifting	0	0.0	0	0.0
Theft From Building	0	0.0	0	0.0
Theft From Coin Machine	0	0.0	0	0.0
Theft From Motor Vehicle	0	0.0	0	0.0
Theft of Motor Vehicle Parts	0	0.0	0	0.0
Theft - All Other Larceny	0	0.0	0	0.0
<b>Motor Vehicle Theft</b>	<b>0</b>	<b>0.0</b>	<b>0</b>	<b>0.0</b>
<b>Counterfeiting/Forgery</b>	<b>0</b>	<b>0.0</b>	<b>0</b>	<b>0.0</b>
<b>Fraud Offenses (Total)</b>	<b>0</b>	<b>0.0</b>	<b>0</b>	<b>0.0</b>
Fraud - Computer Hacking/Invasion	0	0.0	0	0.0
Fraud - Credit Card/ATM	0	0.0	0	0.0
Fraud - False Pretenses	0	0.0	0	0.0
Fraud - Identity Theft	0	0.0	0	0.0
Fraud - Impersonation	0	0.0	0	0.0
Fraud - Welfare	0	0.0	0	0.0
Fraud - Wire	0	0.0	0	0.0
<b>Embezzlement</b>	<b>0</b>	<b>0.0</b>	<b>0</b>	<b>0.0</b>
<b>Stolen Property Offenses</b>	<b>0</b>	<b>0.0</b>	<b>0</b>	<b>0.0</b>
<b>Destruction/Damage/Vandalism</b>	<b>0</b>	<b>0.0</b>	<b>0</b>	<b>0.0</b>
<b>Drug/Narcotic Violations (Total)</b>	<b>0</b>	<b>0.0</b>	<b>0</b>	<b>0.0</b>
Drug/Narcotic Violations	0	0.0	0	0.0
Drug/Narcotic Equipment Violations	0	0.0	0	0.0

GROUP A OFFENSES	Offense	Rate per 1,000	Cleared	% Cleared
<b>Sex Offenses (Nonforcible) (Total)</b>	<b>0</b>	<b>0.0</b>	<b>0</b>	<b>0.0</b>
Incest	0	0.0	0	0.0
Statutory Rape	0	0.0	0	0.0
<b>Pornography/Obscene Material</b>	<b>0</b>	<b>0.0</b>	<b>0</b>	<b>0.0</b>
<b>Gambling Offenses (Total)</b>	<b>0</b>	<b>0.0</b>	<b>0</b>	<b>0.0</b>
Gambling - Betting/Wagering	0	0.0	0	0.0
Gambling - Operating/Promoting	0	0.0	0	0.0
Gambling - Equipment Violations	0	0.0	0	0.0
Gambling - Sports Tampering	0	0.0	0	0.0
<b>Prostitution Offenses (Total)</b>	<b>0</b>	<b>0.0</b>	<b>0</b>	<b>0.0</b>
Prostitution	0	0.0	0	0.0
Prostitution Assisting/Promoting	0	0.0	0	0.0
Purchasing Prostitution	0	0.0	0	0.0
<b>Human Trafficking Offenses (Total)</b>	<b>0</b>	<b>0.0</b>	<b>0</b>	<b>0.0</b>
Commercial Sex Acts	0	0.0	0	0.0
Involuntary Servitude	0	0.0	0	0.0
<b>Bribery</b>	<b>0</b>	<b>0.0</b>	<b>0</b>	<b>0.0</b>
<b>Weapon Law Violations</b>	<b>0</b>	<b>0.0</b>	<b>0</b>	<b>0.0</b>
<b>Animal Cruelty</b>	<b>0</b>	<b>0.0</b>	<b>0</b>	<b>0.0</b>

GROUP B OFFENSES	Offenses	Rate per 1,000
Bad Checks	0	0.0
Curfew/Vagrancy	0	0.0
Disorderly Conduct	0	0.0
DUI	0	0.0
Drunkenness	0	0.0
Family-Non Violent	0	0.0
Liquor Law Violations	0	0.0
Peeping Tom	0	0.0
Trespass	0	0.0
All Other Offenses	0	0.0

2022 Fall Term Campus Population	
Undergraduate Enrollment	0
Graduate Enrollment	78
Staff Personnel	8
Faculty Personnel	7
Security Personnel	1
<b>Total Campus Population</b>	<b>94</b>



## Jackson State Community College - 2022

GROUP A OFFENSES	Offense	Rate per 1,000	Cleared	% Cleared
<b>Homicide Offenses (Total)</b>	<b>0</b>	<b>0.0</b>	<b>0</b>	<b>0.0</b>
Murder	0	0.0	0	0.0
Negligent Manslaughter	0	0.0	0	0.0
Negligent Vehicular Manslaughter	0	0.0	0	0.0
<b>Kidnapping/Abduction</b>	<b>0</b>	<b>0.0</b>	<b>0</b>	<b>0.0</b>
<b>Sex Offenses (Forcible) (Total)</b>	<b>0</b>	<b>0.0</b>	<b>0</b>	<b>0.0</b>
Forcible Rape	0	0.0	0	0.0
Forcible Sodomy	0	0.0	0	0.0
Sexual Assault W/Object	0	0.0	0	0.0
Forcible Fondling	0	0.0	0	0.0
<b>Robbery</b>	<b>0</b>	<b>0.0</b>	<b>0</b>	<b>0.0</b>
<b>Assault Offenses (Total)</b>	<b>1</b>	<b>0.3</b>	<b>0</b>	<b>0.0</b>
Aggravated Assault	0	0.0	0	0.0
Simple Assault	1	0.3	0	0.0
Intimidation	0	0.0	0	0.0
Stalking	0	0.0	0	0.0
<b>Arson</b>	<b>0</b>	<b>0.0</b>	<b>0</b>	<b>0.0</b>
<b>Extortion/Blackmail</b>	<b>0</b>	<b>0.0</b>	<b>0</b>	<b>0.0</b>
<b>Burglary</b>	<b>0</b>	<b>0.0</b>	<b>0</b>	<b>0.0</b>
<b>Larceny/Theft Offenses (Total)</b>	<b>0</b>	<b>0.0</b>	<b>0</b>	<b>0.0</b>
Theft - Pocket-picking	0	0.0	0	0.0
Theft - Purse Snatching	0	0.0	0	0.0
Theft - Shoplifting	0	0.0	0	0.0
Theft From Building	0	0.0	0	0.0
Theft From Coin Machine	0	0.0	0	0.0
Theft From Motor Vehicle	0	0.0	0	0.0
Theft of Motor Vehicle Parts	0	0.0	0	0.0
Theft - All Other Larceny	0	0.0	0	0.0
<b>Motor Vehicle Theft</b>	<b>0</b>	<b>0.0</b>	<b>0</b>	<b>0.0</b>
<b>Counterfeiting/Forgery</b>	<b>0</b>	<b>0.0</b>	<b>0</b>	<b>0.0</b>
<b>Fraud Offenses (Total)</b>	<b>0</b>	<b>0.0</b>	<b>0</b>	<b>0.0</b>
Fraud - Computer Hacking/Invasion	0	0.0	0	0.0
Fraud - Credit Card/ATM	0	0.0	0	0.0
Fraud - False Pretenses	0	0.0	0	0.0
Fraud - Identity Theft	0	0.0	0	0.0
Fraud - Impersonation	0	0.0	0	0.0
Fraud - Welfare	0	0.0	0	0.0
Fraud - Wire	0	0.0	0	0.0
<b>Embezzlement</b>	<b>0</b>	<b>0.0</b>	<b>0</b>	<b>0.0</b>
<b>Stolen Property Offenses</b>	<b>0</b>	<b>0.0</b>	<b>0</b>	<b>0.0</b>
<b>Destruction/Damage/Vandalism</b>	<b>0</b>	<b>0.0</b>	<b>0</b>	<b>0.0</b>
<b>Drug/Narcotic Violations (Total)</b>	<b>0</b>	<b>0.0</b>	<b>0</b>	<b>0.0</b>
Drug/Narcotic Violations	0	0.0	0	0.0
Drug/Narcotic Equipment Violations	0	0.0	0	0.0

GROUP A OFFENSES	Offense	Rate per 1,000	Cleared	% Cleared
<b>Sex Offenses (Nonforcible) (Total)</b>	<b>0</b>	<b>0.0</b>	<b>0</b>	<b>0.0</b>
Incest	0	0.0	0	0.0
Statutory Rape	0	0.0	0	0.0
<b>Pornography/Obscene Material</b>	<b>0</b>	<b>0.0</b>	<b>0</b>	<b>0.0</b>
<b>Gambling Offenses (Total)</b>	<b>0</b>	<b>0.0</b>	<b>0</b>	<b>0.0</b>
Gambling - Betting/Wagering	0	0.0	0	0.0
Gambling - Operating/Promoting	0	0.0	0	0.0
Gambling - Equipment Violations	0	0.0	0	0.0
Gambling - Sports Tampering	0	0.0	0	0.0
<b>Prostitution Offenses (Total)</b>	<b>0</b>	<b>0.0</b>	<b>0</b>	<b>0.0</b>
Prostitution	0	0.0	0	0.0
Prostitution Assisting/Promoting	0	0.0	0	0.0
Purchasing Prostitution	0	0.0	0	0.0
<b>Human Trafficking Offenses (Total)</b>	<b>0</b>	<b>0.0</b>	<b>0</b>	<b>0.0</b>
Commercial Sex Acts	0	0.0	0	0.0
Involuntary Servitude	0	0.0	0	0.0
<b>Bribery</b>	<b>0</b>	<b>0.0</b>	<b>0</b>	<b>0.0</b>
<b>Weapon Law Violations</b>	<b>0</b>	<b>0.0</b>	<b>0</b>	<b>0.0</b>
<b>Animal Cruelty</b>	<b>0</b>	<b>0.0</b>	<b>0</b>	<b>0.0</b>

GROUP B OFFENSES	Offenses	Rate per 1,000
Bad Checks	0	0.0
Curfew/Vagrancy	0	0.0
Disorderly Conduct	0	0.0
DUI	0	0.0
Drunkenness	0	0.0
Family-Non Violent	0	0.0
Liquor Law Violations	0	0.0
Peeping Tom	0	0.0
Trespass	0	0.0
All Other Offenses	0	0.0

2022 Fall Term Campus Population	
Undergraduate Enrollment	2,931
Graduate Enrollment	0
Staff Personnel	117
Faculty Personnel	82
Security Personnel	3
<b>Total Campus Population</b>	<b>3,133</b>



John A. Gupton College - 2022

GROUP A OFFENSES	Offense	Rate per 1,000	Cleared	% Cleared
<b>Homicide Offenses (Total)</b>	<b>0</b>	<b>0.0</b>	<b>0</b>	<b>0.0</b>
Murder	0	0.0	0	0.0
Negligent Manslaughter	0	0.0	0	0.0
Negligent Vehicular Manslaughter	0	0.0	0	0.0
<b>Kidnapping/Abduction</b>	<b>0</b>	<b>0.0</b>	<b>0</b>	<b>0.0</b>
<b>Sex Offenses (Forcible) (Total)</b>	<b>0</b>	<b>0.0</b>	<b>0</b>	<b>0.0</b>
Forcible Rape	0	0.0	0	0.0
Forcible Sodomy	0	0.0	0	0.0
Sexual Assault W/Object	0	0.0	0	0.0
Forcible Fondling	0	0.0	0	0.0
<b>Robbery</b>	<b>0</b>	<b>0.0</b>	<b>0</b>	<b>0.0</b>
<b>Assault Offenses (Total)</b>	<b>0</b>	<b>0.0</b>	<b>0</b>	<b>0.0</b>
Aggravated Assault	0	0.0	0	0.0
Simple Assault	0	0.0	0	0.0
Intimidation	0	0.0	0	0.0
Stalking	0	0.0	0	0.0
<b>Arson</b>	<b>0</b>	<b>0.0</b>	<b>0</b>	<b>0.0</b>
<b>Extortion/Blackmail</b>	<b>0</b>	<b>0.0</b>	<b>0</b>	<b>0.0</b>
<b>Burglary</b>	<b>0</b>	<b>0.0</b>	<b>0</b>	<b>0.0</b>
<b>Larceny/Theft Offenses (Total)</b>	<b>0</b>	<b>0.0</b>	<b>0</b>	<b>0.0</b>
Theft - Pocket-picking	0	0.0	0	0.0
Theft - Purse Snatching	0	0.0	0	0.0
Theft - Shoplifting	0	0.0	0	0.0
Theft From Building	0	0.0	0	0.0
Theft From Coin Machine	0	0.0	0	0.0
Theft From Motor Vehicle	0	0.0	0	0.0
Theft of Motor Vehicle Parts	0	0.0	0	0.0
Theft - All Other Larceny	0	0.0	0	0.0
<b>Motor Vehicle Theft</b>	<b>0</b>	<b>0.0</b>	<b>0</b>	<b>0.0</b>
<b>Counterfeiting/Forgery</b>	<b>0</b>	<b>0.0</b>	<b>0</b>	<b>0.0</b>
<b>Fraud Offenses (Total)</b>	<b>0</b>	<b>0.0</b>	<b>0</b>	<b>0.0</b>
Fraud - Computer Hacking/Invasion	0	0.0	0	0.0
Fraud - Credit Card/ATM	0	0.0	0	0.0
Fraud - False Pretenses	0	0.0	0	0.0
Fraud - Identity Theft	0	0.0	0	0.0
Fraud - Impersonation	0	0.0	0	0.0
Fraud - Welfare	0	0.0	0	0.0
Fraud - Wire	0	0.0	0	0.0
<b>Embezzlement</b>	<b>0</b>	<b>0.0</b>	<b>0</b>	<b>0.0</b>
<b>Stolen Property Offenses</b>	<b>0</b>	<b>0.0</b>	<b>0</b>	<b>0.0</b>
<b>Destruction/Damage/Vandalism</b>	<b>0</b>	<b>0.0</b>	<b>0</b>	<b>0.0</b>
<b>Drug/Narcotic Violations (Total)</b>	<b>0</b>	<b>0.0</b>	<b>0</b>	<b>0.0</b>
Drug/Narcotic Violations	0	0.0	0	0.0
Drug/Narcotic Equipment Violations	0	0.0	0	0.0

GROUP A OFFENSES	Offense	Rate per 1,000	Cleared	% Cleared
<b>Sex Offenses (Nonforcible) (Total)</b>	<b>0</b>	<b>0.0</b>	<b>0</b>	<b>0.0</b>
Incest	0	0.0	0	0.0
Statutory Rape	0	0.0	0	0.0
<b>Pornography/Obscene Material</b>	<b>0</b>	<b>0.0</b>	<b>0</b>	<b>0.0</b>
<b>Gambling Offenses (Total)</b>	<b>0</b>	<b>0.0</b>	<b>0</b>	<b>0.0</b>
Gambling - Betting/Wagering	0	0.0	0	0.0
Gambling - Operating/Promoting	0	0.0	0	0.0
Gambling - Equipment Violations	0	0.0	0	0.0
Gambling - Sports Tampering	0	0.0	0	0.0
<b>Prostitution Offenses (Total)</b>	<b>0</b>	<b>0.0</b>	<b>0</b>	<b>0.0</b>
Prostitution	0	0.0	0	0.0
Prostitution Assisting/Promoting	0	0.0	0	0.0
Purchasing Prostitution	0	0.0	0	0.0
<b>Human Trafficking Offenses (Total)</b>	<b>0</b>	<b>0.0</b>	<b>0</b>	<b>0.0</b>
Commercial Sex Acts	0	0.0	0	0.0
Involuntary Servitude	0	0.0	0	0.0
<b>Bribery</b>	<b>0</b>	<b>0.0</b>	<b>0</b>	<b>0.0</b>
<b>Weapon Law Violations</b>	<b>0</b>	<b>0.0</b>	<b>0</b>	<b>0.0</b>
<b>Animal Cruelty</b>	<b>0</b>	<b>0.0</b>	<b>0</b>	<b>0.0</b>

GROUP B OFFENSES	Offenses	Rate per 1,000
Bad Checks	0	0.0
Curfew/Vagrancy	0	0.0
Disorderly Conduct	0	0.0
DUI	0	0.0
Drunkenness	0	0.0
Family-Non Violent	0	0.0
Liquor Law Violations	0	0.0
Peeping Tom	0	0.0
Trespass	0	0.0
All Other Offenses	0	0.0

2022 Fall Term Campus Population	
Undergraduate Enrollment	24
Graduate Enrollment	0
Staff Personnel	3
Faculty Personnel	5
Security Personnel	1
<b>Total Campus Population</b>	<b>33</b>



## Johnson University - 2022

GROUP A OFFENSES	Offense	Rate per 1,000	Cleared	% Cleared
<b>Homicide Offenses (Total)</b>	<b>0</b>	<b>0.0</b>	<b>0</b>	<b>0.0</b>
Murder	0	0.0	0	0.0
Negligent Manslaughter	0	0.0	0	0.0
Negligent Vehicular Manslaughter	0	0.0	0	0.0
<b>Kidnapping/Abduction</b>	<b>0</b>	<b>0.0</b>	<b>0</b>	<b>0.0</b>
<b>Sex Offenses (Forcible) (Total)</b>	<b>0</b>	<b>0.0</b>	<b>0</b>	<b>0.0</b>
Forcible Rape	0	0.0	0	0.0
Forcible Sodomy	0	0.0	0	0.0
Sexual Assault W/Object	0	0.0	0	0.0
Forcible Fondling	0	0.0	0	0.0
<b>Robbery</b>	<b>0</b>	<b>0.0</b>	<b>0</b>	<b>0.0</b>
<b>Assault Offenses (Total)</b>	<b>0</b>	<b>0.0</b>	<b>0</b>	<b>0.0</b>
Aggravated Assault	0	0.0	0	0.0
Simple Assault	0	0.0	0	0.0
Intimidation	0	0.0	0	0.0
Stalking	0	0.0	0	0.0
<b>Arson</b>	<b>0</b>	<b>0.0</b>	<b>0</b>	<b>0.0</b>
<b>Extortion/Blackmail</b>	<b>0</b>	<b>0.0</b>	<b>0</b>	<b>0.0</b>
<b>Burglary</b>	<b>0</b>	<b>0.0</b>	<b>0</b>	<b>0.0</b>
<b>Larceny/Theft Offenses (Total)</b>	<b>0</b>	<b>0.0</b>	<b>0</b>	<b>0.0</b>
Theft - Pocket-picking	0	0.0	0	0.0
Theft - Purse Snatching	0	0.0	0	0.0
Theft - Shoplifting	0	0.0	0	0.0
Theft From Building	0	0.0	0	0.0
Theft From Coin Machine	0	0.0	0	0.0
Theft From Motor Vehicle	0	0.0	0	0.0
Theft of Motor Vehicle Parts	0	0.0	0	0.0
Theft - All Other Larceny	0	0.0	0	0.0
<b>Motor Vehicle Theft</b>	<b>0</b>	<b>0.0</b>	<b>0</b>	<b>0.0</b>
<b>Counterfeiting/Forgery</b>	<b>0</b>	<b>0.0</b>	<b>0</b>	<b>0.0</b>
<b>Fraud Offenses (Total)</b>	<b>0</b>	<b>0.0</b>	<b>0</b>	<b>0.0</b>
Fraud - Computer Hacking/Invasion	0	0.0	0	0.0
Fraud - Credit Card/ATM	0	0.0	0	0.0
Fraud - False Pretenses	0	0.0	0	0.0
Fraud - Identity Theft	0	0.0	0	0.0
Fraud - Impersonation	0	0.0	0	0.0
Fraud - Welfare	0	0.0	0	0.0
Fraud - Wire	0	0.0	0	0.0
<b>Embezzlement</b>	<b>0</b>	<b>0.0</b>	<b>0</b>	<b>0.0</b>
<b>Stolen Property Offenses</b>	<b>0</b>	<b>0.0</b>	<b>0</b>	<b>0.0</b>
<b>Destruction/Damage/Vandalism</b>	<b>1</b>	<b>1.1</b>	<b>0</b>	<b>0.0</b>
<b>Drug/Narcotic Violations (Total)</b>	<b>0</b>	<b>0.0</b>	<b>0</b>	<b>0.0</b>
Drug/Narcotic Violations	0	0.0	0	0.0
Drug/Narcotic Equipment Violations	0	0.0	0	0.0

GROUP A OFFENSES	Offense	Rate per 1,000	Cleared	% Cleared
<b>Sex Offenses (Nonforcible) (Total)</b>	<b>0</b>	<b>0.0</b>	<b>0</b>	<b>0.0</b>
Incest	0	0.0	0	0.0
Statutory Rape	0	0.0	0	0.0
<b>Pornography/Obscene Material</b>	<b>0</b>	<b>0.0</b>	<b>0</b>	<b>0.0</b>
<b>Gambling Offenses (Total)</b>	<b>0</b>	<b>0.0</b>	<b>0</b>	<b>0.0</b>
Gambling - Betting/Wagering	0	0.0	0	0.0
Gambling - Operating/Promoting	0	0.0	0	0.0
Gambling - Equipment Violations	0	0.0	0	0.0
Gambling - Sports Tampering	0	0.0	0	0.0
<b>Prostitution Offenses (Total)</b>	<b>0</b>	<b>0.0</b>	<b>0</b>	<b>0.0</b>
Prostitution	0	0.0	0	0.0
Prostitution Assisting/Promoting	0	0.0	0	0.0
Purchasing Prostitution	0	0.0	0	0.0
<b>Human Trafficking Offenses (Total)</b>	<b>0</b>	<b>0.0</b>	<b>0</b>	<b>0.0</b>
Commercial Sex Acts	0	0.0	0	0.0
Involuntary Servitude	0	0.0	0	0.0
<b>Bribery</b>	<b>0</b>	<b>0.0</b>	<b>0</b>	<b>0.0</b>
<b>Weapon Law Violations</b>	<b>0</b>	<b>0.0</b>	<b>0</b>	<b>0.0</b>
<b>Animal Cruelty</b>	<b>0</b>	<b>0.0</b>	<b>0</b>	<b>0.0</b>

GROUP B OFFENSES	Offenses	Rate per 1,000
Bad Checks	0	0.0
Curfew/Vagrancy	0	0.0
Disorderly Conduct	0	0.0
DUI	0	0.0
Drunkenness	0	0.0
Family-Non Violent	0	0.0
Liquor Law Violations	1	1.1
Peeping Tom	0	0.0
Trespass	0	0.0
All Other Offenses	0	0.0

2022 Fall Term Campus Population	
Undergraduate Enrollment	595
Graduate Enrollment	75
Staff Personnel	130
Faculty Personnel	108
Security Personnel	8
<b>Total Campus Population</b>	<b>916</b>



## King University - 2022

GROUP A OFFENSES	Offense	Rate per 1,000	Cleared	% Cleared
<b>Homicide Offenses (Total)</b>	<b>0</b>	<b>0.0</b>	<b>0</b>	<b>0.0</b>
Murder	0	0.0	0	0.0
Negligent Manslaughter	0	0.0	0	0.0
Negligent Vehicular Manslaughter	0	0.0	0	0.0
<b>Kidnapping/Abduction</b>	<b>0</b>	<b>0.0</b>	<b>0</b>	<b>0.0</b>
<b>Sex Offenses (Forcible) (Total)</b>	<b>0</b>	<b>0.0</b>	<b>0</b>	<b>0.0</b>
Forcible Rape	0	0.0	0	0.0
Forcible Sodomy	0	0.0	0	0.0
Sexual Assault W/Object	0	0.0	0	0.0
Forcible Fondling	0	0.0	0	0.0
<b>Robbery</b>	<b>0</b>	<b>0.0</b>	<b>0</b>	<b>0.0</b>
<b>Assault Offenses (Total)</b>	<b>0</b>	<b>0.0</b>	<b>0</b>	<b>0.0</b>
Aggravated Assault	0	0.0	0	0.0
Simple Assault	0	0.0	0	0.0
Intimidation	0	0.0	0	0.0
Stalking	0	0.0	0	0.0
<b>Arson</b>	<b>0</b>	<b>0.0</b>	<b>0</b>	<b>0.0</b>
<b>Extortion/Blackmail</b>	<b>0</b>	<b>0.0</b>	<b>0</b>	<b>0.0</b>
<b>Burglary</b>	<b>6</b>	<b>4.1</b>	<b>0</b>	<b>0.0</b>
<b>Larceny/Theft Offenses (Total)</b>	<b>11</b>	<b>7.5</b>	<b>0</b>	<b>0.0</b>
Theft - Pocket-picking	0	0.0	0	0.0
Theft - Purse Snatching	0	0.0	0	0.0
Theft - Shoplifting	0	0.0	0	0.0
Theft From Building	10	6.8	0	0.0
Theft From Coin Machine	1	0.7	0	0.0
Theft From Motor Vehicle	0	0.0	0	0.0
Theft of Motor Vehicle Parts	0	0.0	0	0.0
Theft - All Other Larceny	0	0.0	0	0.0
<b>Motor Vehicle Theft</b>	<b>0</b>	<b>0.0</b>	<b>0</b>	<b>0.0</b>
<b>Counterfeiting/Forgery</b>	<b>0</b>	<b>0.0</b>	<b>0</b>	<b>0.0</b>
<b>Fraud Offenses (Total)</b>	<b>0</b>	<b>0.0</b>	<b>0</b>	<b>0.0</b>
Fraud - Computer Hacking/Invasion	0	0.0	0	0.0
Fraud - Credit Card/ATM	0	0.0	0	0.0
Fraud - False Pretenses	0	0.0	0	0.0
Fraud - Identity Theft	0	0.0	0	0.0
Fraud - Impersonation	0	0.0	0	0.0
Fraud - Welfare	0	0.0	0	0.0
Fraud - Wire	0	0.0	0	0.0
<b>Embezzlement</b>	<b>0</b>	<b>0.0</b>	<b>0</b>	<b>0.0</b>
<b>Stolen Property Offenses</b>	<b>0</b>	<b>0.0</b>	<b>0</b>	<b>0.0</b>
<b>Destruction/Damage/Vandalism</b>	<b>14</b>	<b>9.5</b>	<b>0</b>	<b>0.0</b>
<b>Drug/Narcotic Violations (Total)</b>	<b>1</b>	<b>0.7</b>	<b>0</b>	<b>0.0</b>
Drug/Narcotic Violations	1	0.7	0	0.0
Drug/Narcotic Equipment Violations	0	0.0	0	0.0

GROUP A OFFENSES	Offense	Rate per 1,000	Cleared	% Cleared
<b>Sex Offenses (Nonforcible) (Total)</b>	<b>0</b>	<b>0.0</b>	<b>0</b>	<b>0.0</b>
Incest	0	0.0	0	0.0
Statutory Rape	0	0.0	0	0.0
<b>Pornography/Obscene Material</b>	<b>0</b>	<b>0.0</b>	<b>0</b>	<b>0.0</b>
<b>Gambling Offenses (Total)</b>	<b>0</b>	<b>0.0</b>	<b>0</b>	<b>0.0</b>
Gambling - Betting/Wagering	0	0.0	0	0.0
Gambling - Operating/Promoting	0	0.0	0	0.0
Gambling - Equipment Violations	0	0.0	0	0.0
Gambling - Sports Tampering	0	0.0	0	0.0
<b>Prostitution Offenses (Total)</b>	<b>0</b>	<b>0.0</b>	<b>0</b>	<b>0.0</b>
Prostitution	0	0.0	0	0.0
Prostitution Assisting/Promoting	0	0.0	0	0.0
Purchasing Prostitution	0	0.0	0	0.0
<b>Human Trafficking Offenses (Total)</b>	<b>0</b>	<b>0.0</b>	<b>0</b>	<b>0.0</b>
Commercial Sex Acts	0	0.0	0	0.0
Involuntary Servitude	0	0.0	0	0.0
<b>Bribery</b>	<b>0</b>	<b>0.0</b>	<b>0</b>	<b>0.0</b>
<b>Weapon Law Violations</b>	<b>1</b>	<b>0.7</b>	<b>0</b>	<b>0.0</b>
<b>Animal Cruelty</b>	<b>0</b>	<b>0.0</b>	<b>0</b>	<b>0.0</b>

GROUP B OFFENSES	Offenses	Rate per 1,000
Bad Checks	0	0.0
Curfew/Vagrancy	0	0.0
Disorderly Conduct	0	0.0
DUI	0	0.0
Drunkenness	0	0.0
Family-Non Violent	0	0.0
Liquor Law Violations	0	0.0
Peeping Tom	0	0.0
Trespass	0	0.0
All Other Offenses	0	0.0

2022 Fall Term Campus Population	
Undergraduate Enrollment	1,026
Graduate Enrollment	211
Staff Personnel	132
Faculty Personnel	97
Security Personnel	8
<b>Total Campus Population</b>	<b>1,474</b>



## Lane College - 2022

GROUP A OFFENSES	Offense	Rate per 1,000	Cleared	% Cleared
<b>Homicide Offenses (Total)</b>	<b>0</b>	<b>0.0</b>	<b>0</b>	<b>0.0</b>
Murder	0	0.0	0	0.0
Negligent Manslaughter	0	0.0	0	0.0
Negligent Vehicular Manslaughter	0	0.0	0	0.0
<b>Kidnapping/Abduction</b>	<b>0</b>	<b>0.0</b>	<b>0</b>	<b>0.0</b>
<b>Sex Offenses (Forcible) (Total)</b>	<b>1</b>	<b>0.8</b>	<b>1</b>	<b>100.0</b>
Forcible Rape	0	0.0	0	0.0
Forcible Sodomy	0	0.0	0	0.0
Sexual Assault W/Object	0	0.0	0	0.0
Forcible Fondling	1	0.8	1	100.0
<b>Robbery</b>	<b>0</b>	<b>0.0</b>	<b>0</b>	<b>0.0</b>
<b>Assault Offenses (Total)</b>	<b>26</b>	<b>21.1</b>	<b>15</b>	<b>57.7</b>
Aggravated Assault	2	1.6	2	100.0
Simple Assault	21	17.0	13	61.9
Intimidation	3	2.4	0	0.0
Stalking	0	0.0	0	0.0
<b>Arson</b>	<b>0</b>	<b>0.0</b>	<b>0</b>	<b>0.0</b>
<b>Extortion/Blackmail</b>	<b>0</b>	<b>0.0</b>	<b>0</b>	<b>0.0</b>
<b>Burglary</b>	<b>12</b>	<b>9.7</b>	<b>0</b>	<b>0.0</b>
<b>Larceny/Theft Offenses (Total)</b>	<b>8</b>	<b>6.5</b>	<b>1</b>	<b>12.5</b>
Theft - Pocket-picking	0	0.0	0	0.0
Theft - Purse Snatching	0	0.0	0	0.0
Theft - Shoplifting	0	0.0	0	0.0
Theft From Building	5	4.1	1	20.0
Theft From Coin Machine	0	0.0	0	0.0
Theft From Motor Vehicle	2	1.6	0	0.0
Theft of Motor Vehicle Parts	1	0.8	0	0.0
Theft - All Other Larceny	0	0.0	0	0.0
<b>Motor Vehicle Theft</b>	<b>1</b>	<b>0.8</b>	<b>0</b>	<b>0.0</b>
<b>Counterfeiting/Forgery</b>	<b>0</b>	<b>0.0</b>	<b>0</b>	<b>0.0</b>
<b>Fraud Offenses (Total)</b>	<b>1</b>	<b>0.8</b>	<b>0</b>	<b>0.0</b>
Fraud - Computer Hacking/Invasion	0	0.0	0	0.0
Fraud - Credit Card/ATM	1	0.8	0	0.0
Fraud - False Pretenses	0	0.0	0	0.0
Fraud - Identity Theft	0	0.0	0	0.0
Fraud - Impersonation	0	0.0	0	0.0
Fraud - Welfare	0	0.0	0	0.0
Fraud - Wire	0	0.0	0	0.0
<b>Embezzlement</b>	<b>0</b>	<b>0.0</b>	<b>0</b>	<b>0.0</b>
<b>Stolen Property Offenses</b>	<b>0</b>	<b>0.0</b>	<b>0</b>	<b>0.0</b>
<b>Destruction/Damage/Vandalism</b>	<b>7</b>	<b>5.7</b>	<b>1</b>	<b>14.3</b>
<b>Drug/Narcotic Violations (Total)</b>	<b>6</b>	<b>4.9</b>	<b>6</b>	<b>100.0</b>
Drug/Narcotic Violations	5	4.1	5	100.0
Drug/Narcotic Equipment Violations	1	0.8	1	100.0

GROUP A OFFENSES	Offense	Rate per 1,000	Cleared	% Cleared
<b>Sex Offenses (Nonforcible) (Total)</b>	<b>0</b>	<b>0.0</b>	<b>0</b>	<b>0.0</b>
Incest	0	0.0	0	0.0
Statutory Rape	0	0.0	0	0.0
<b>Pornography/Obscene Material</b>	<b>0</b>	<b>0.0</b>	<b>0</b>	<b>0.0</b>
<b>Gambling Offenses (Total)</b>	<b>0</b>	<b>0.0</b>	<b>0</b>	<b>0.0</b>
Gambling - Betting/Wagering	0	0.0	0	0.0
Gambling - Operating/Promoting	0	0.0	0	0.0
Gambling - Equipment Violations	0	0.0	0	0.0
Gambling - Sports Tampering	0	0.0	0	0.0
<b>Prostitution Offenses (Total)</b>	<b>0</b>	<b>0.0</b>	<b>0</b>	<b>0.0</b>
Prostitution	0	0.0	0	0.0
Prostitution Assisting/Promoting	0	0.0	0	0.0
Purchasing Prostitution	0	0.0	0	0.0
<b>Human Trafficking Offenses (Total)</b>	<b>0</b>	<b>0.0</b>	<b>0</b>	<b>0.0</b>
Commercial Sex Acts	0	0.0	0	0.0
Involuntary Servitude	0	0.0	0	0.0
<b>Bribery</b>	<b>0</b>	<b>0.0</b>	<b>0</b>	<b>0.0</b>
<b>Weapon Law Violations</b>	<b>4</b>	<b>3.2</b>	<b>3</b>	<b>75.0</b>
<b>Animal Cruelty</b>	<b>0</b>	<b>0.0</b>	<b>0</b>	<b>0.0</b>

GROUP B OFFENSES	Offenses	Rate per 1,000
Bad Checks	0	0.0
Curfew/Vagrancy	0	0.0
Disorderly Conduct	0	0.0
DUI	0	0.0
Drunkenness	0	0.0
Family-Non Violent	0	0.0
Liquor Law Violations	0	0.0
Peeping Tom	0	0.0
Trespass	0	0.0
All Other Offenses	0	0.0

2022 Fall Term Campus Population	
Undergraduate Enrollment	973
Graduate Enrollment	0
Staff Personnel	173
Faculty Personnel	76
Security Personnel	12
<b>Total Campus Population</b>	<b>1,234</b>





Lee University - 2022

GROUP A OFFENSES	Offense	Rate per 1,000	Cleared	% Cleared
<b>Homicide Offenses (Total)</b>	<b>0</b>	<b>0.0</b>	<b>0</b>	<b>0.0</b>
Murder	0	0.0	0	0.0
Negligent Manslaughter	0	0.0	0	0.0
Negligent Vehicular Manslaughter	0	0.0	0	0.0
<b>Kidnapping/Abduction</b>	<b>0</b>	<b>0.0</b>	<b>0</b>	<b>0.0</b>
<b>Sex Offenses (Forcible) (Total)</b>	<b>1</b>	<b>0.0</b>	<b>0</b>	<b>0.0</b>
Forcible Rape	0	0.0	0	0.0
Forcible Sodomy	0	0.0	0	0.0
Sexual Assault W/Object	0	0.0	0	0.0
Forcible Fondling	1	0.0	0	0.0
<b>Robbery</b>	<b>0</b>	<b>0.0</b>	<b>0</b>	<b>0.0</b>
<b>Assault Offenses (Total)</b>	<b>6</b>	<b>0.2</b>	<b>0</b>	<b>0.0</b>
Aggravated Assault	0	0.0	0	0.0
Simple Assault	2	0.1	0	0.0
Intimidation	4	0.1	0	0.0
Stalking	0	0.0	0	0.0
<b>Arson</b>	<b>0</b>	<b>0.0</b>	<b>0</b>	<b>0.0</b>
<b>Extortion/Blackmail</b>	<b>0</b>	<b>0.0</b>	<b>0</b>	<b>0.0</b>
<b>Burglary</b>	<b>1</b>	<b>0.0</b>	<b>0</b>	<b>0.0</b>
<b>Larceny/Theft Offenses (Total)</b>	<b>42</b>	<b>1.6</b>	<b>0</b>	<b>0.0</b>
Theft - Pocket-picking	0	0.0	0	0.0
Theft - Purse Snatching	0	0.0	0	0.0
Theft - Shoplifting	0	0.0	0	0.0
Theft From Building	4	0.1	0	0.0
Theft From Coin Machine	0	0.0	0	0.0
Theft From Motor Vehicle	9	0.3	0	0.0
Theft of Motor Vehicle Parts	2	0.1	0	0.0
Theft - All Other Larceny	27	1.0	0	0.0
<b>Motor Vehicle Theft</b>	<b>8</b>	<b>0.3</b>	<b>0</b>	<b>0.0</b>
<b>Counterfeiting/Forgery</b>	<b>0</b>	<b>0.0</b>	<b>0</b>	<b>0.0</b>
<b>Fraud Offenses (Total)</b>	<b>2</b>	<b>0.1</b>	<b>0</b>	<b>0.0</b>
Fraud - Computer Hacking/Invasion	0	0.0	0	0.0
Fraud - Credit Card/ATM	0	0.0	0	0.0
Fraud - False Pretenses	2	0.1	0	0.0
Fraud - Identity Theft	0	0.0	0	0.0
Fraud - Impersonation	0	0.0	0	0.0
Fraud - Welfare	0	0.0	0	0.0
Fraud - Wire	0	0.0	0	0.0
<b>Embezzlement</b>	<b>0</b>	<b>0.0</b>	<b>0</b>	<b>0.0</b>
<b>Stolen Property Offenses</b>	<b>0</b>	<b>0.0</b>	<b>0</b>	<b>0.0</b>
<b>Destruction/Damage/Vandalism</b>	<b>8</b>	<b>0.3</b>	<b>0</b>	<b>0.0</b>
<b>Drug/Narcotic Violations (Total)</b>	<b>2</b>	<b>0.1</b>	<b>1</b>	<b>50.0</b>
Drug/Narcotic Violations	1	0.0	1	100.0
Drug/Narcotic Equipment Violations	1	0.0	0	0.0

GROUP A OFFENSES	Offense	Rate per 1,000	Cleared	% Cleared
<b>Sex Offenses (Nonforcible) (Total)</b>	<b>0</b>	<b>0.0</b>	<b>0</b>	<b>0.0</b>
Incest	0	0.0	0	0.0
Statutory Rape	0	0.0	0	0.0
<b>Pornography/Obscene Material</b>	<b>0</b>	<b>0.0</b>	<b>0</b>	<b>0.0</b>
<b>Gambling Offenses (Total)</b>	<b>0</b>	<b>0.0</b>	<b>0</b>	<b>0.0</b>
Gambling - Betting/Wagering	0	0.0	0	0.0
Gambling - Operating/Promoting	0	0.0	0	0.0
Gambling - Equipment Violations	0	0.0	0	0.0
Gambling - Sports Tampering	0	0.0	0	0.0
<b>Prostitution Offenses (Total)</b>	<b>0</b>	<b>0.0</b>	<b>0</b>	<b>0.0</b>
Prostitution	0	0.0	0	0.0
Prostitution Assisting/Promoting	0	0.0	0	0.0
Purchasing Prostitution	0	0.0	0	0.0
<b>Human Trafficking Offenses (Total)</b>	<b>0</b>	<b>0.0</b>	<b>0</b>	<b>0.0</b>
Commercial Sex Acts	0	0.0	0	0.0
Involuntary Servitude	0	0.0	0	0.0
<b>Bribery</b>	<b>0</b>	<b>0.0</b>	<b>0</b>	<b>0.0</b>
<b>Weapon Law Violations</b>	<b>0</b>	<b>0.0</b>	<b>0</b>	<b>0.0</b>
<b>Animal Cruelty</b>	<b>0</b>	<b>0.0</b>	<b>0</b>	<b>0.0</b>

GROUP B OFFENSES	Offenses	Rate per 1,000
Bad Checks	0	0.0
Curfew/Vagrancy	0	0.0
Disorderly Conduct	0	0.0
DUI	0	0.0
Drunkenness	0	0.0
Family-Non Violent	0	0.0
Liquor Law Violations	4	0.1
Peeping Tom	0	0.0
Trespass	1	0.0
All Other Offenses	0	0.0

2022 Fall Term Campus Population	
Undergraduate Enrollment	25,834
Graduate Enrollment	233
Staff Personnel	370
Faculty Personnel	483
Security Personnel	16
Total Campus Population	26,936





## LeMoyne-Owen College - 2022

GROUP A OFFENSES	Offense	Rate per 1,000	Cleared	% Cleared
<b>Homicide Offenses (Total)</b>	<b>0</b>	<b>0.0</b>	<b>0</b>	<b>0.0</b>
Murder	0	0.0	0	0.0
Negligent Manslaughter	0	0.0	0	0.0
Negligent Vehicular Manslaughter	0	0.0	0	0.0
<b>Kidnapping/Abduction</b>	<b>0</b>	<b>0.0</b>	<b>0</b>	<b>0.0</b>
<b>Sex Offenses (Forcible) (Total)</b>	<b>0</b>	<b>0.0</b>	<b>0</b>	<b>0.0</b>
Forcible Rape	0	0.0	0	0.0
Forcible Sodomy	0	0.0	0	0.0
Sexual Assault W/Object	0	0.0	0	0.0
Forcible Fondling	0	0.0	0	0.0
<b>Robbery</b>	<b>0</b>	<b>0.0</b>	<b>0</b>	<b>0.0</b>
<b>Assault Offenses (Total)</b>	<b>1</b>	<b>1.2</b>	<b>0</b>	<b>0.0</b>
Aggravated Assault	0	0.0	0	0.0
Simple Assault	0	0.0	0	0.0
Intimidation	1	1.2	0	0.0
Stalking	0	0.0	0	0.0
<b>Arson</b>	<b>0</b>	<b>0.0</b>	<b>0</b>	<b>0.0</b>
<b>Extortion/Blackmail</b>	<b>0</b>	<b>0.0</b>	<b>0</b>	<b>0.0</b>
<b>Burglary</b>	<b>0</b>	<b>0.0</b>	<b>0</b>	<b>0.0</b>
<b>Larceny/Theft Offenses (Total)</b>	<b>0</b>	<b>0.0</b>	<b>0</b>	<b>0.0</b>
Theft - Pocket-picking	0	0.0	0	0.0
Theft - Purse Snatching	0	0.0	0	0.0
Theft - Shoplifting	0	0.0	0	0.0
Theft From Building	0	0.0	0	0.0
Theft From Coin Machine	0	0.0	0	0.0
Theft From Motor Vehicle	0	0.0	0	0.0
Theft of Motor Vehicle Parts	0	0.0	0	0.0
Theft - All Other Larceny	0	0.0	0	0.0
<b>Motor Vehicle Theft</b>	<b>0</b>	<b>0.0</b>	<b>0</b>	<b>0.0</b>
<b>Counterfeiting/Forgery</b>	<b>0</b>	<b>0.0</b>	<b>0</b>	<b>0.0</b>
<b>Fraud Offenses (Total)</b>	<b>0</b>	<b>0.0</b>	<b>0</b>	<b>0.0</b>
Fraud - Computer Hacking/Invasion	0	0.0	0	0.0
Fraud - Credit Card/ATM	0	0.0	0	0.0
Fraud - False Pretenses	0	0.0	0	0.0
Fraud - Identity Theft	0	0.0	0	0.0
Fraud - Impersonation	0	0.0	0	0.0
Fraud - Welfare	0	0.0	0	0.0
Fraud - Wire	0	0.0	0	0.0
<b>Embezzlement</b>	<b>0</b>	<b>0.0</b>	<b>0</b>	<b>0.0</b>
<b>Stolen Property Offenses</b>	<b>0</b>	<b>0.0</b>	<b>0</b>	<b>0.0</b>
<b>Destruction/Damage/Vandalism</b>	<b>0</b>	<b>0.0</b>	<b>0</b>	<b>0.0</b>
<b>Drug/Narcotic Violations (Total)</b>	<b>0</b>	<b>0.0</b>	<b>0</b>	<b>0.0</b>
Drug/Narcotic Violations	0	0.0	0	0.0
Drug/Narcotic Equipment Violations	0	0.0	0	0.0

GROUP A OFFENSES	Offense	Rate per 1,000	Cleared	% Cleared
<b>Sex Offenses (Nonforcible) (Total)</b>	<b>0</b>	<b>0.0</b>	<b>0</b>	<b>0.0</b>
Incest	0	0.0	0	0.0
Statutory Rape	0	0.0	0	0.0
<b>Pornography/Obscene Material</b>	<b>0</b>	<b>0.0</b>	<b>0</b>	<b>0.0</b>
<b>Gambling Offenses (Total)</b>	<b>0</b>	<b>0.0</b>	<b>0</b>	<b>0.0</b>
Gambling - Betting/Wagering	0	0.0	0	0.0
Gambling - Operating/Promoting	0	0.0	0	0.0
Gambling - Equipment Violations	0	0.0	0	0.0
Gambling - Sports Tampering	0	0.0	0	0.0
<b>Prostitution Offenses (Total)</b>	<b>0</b>	<b>0.0</b>	<b>0</b>	<b>0.0</b>
Prostitution	0	0.0	0	0.0
Prostitution Assisting/Promoting	0	0.0	0	0.0
Purchasing Prostitution	0	0.0	0	0.0
<b>Human Trafficking Offenses (Total)</b>	<b>0</b>	<b>0.0</b>	<b>0</b>	<b>0.0</b>
Commercial Sex Acts	0	0.0	0	0.0
Involuntary Servitude	0	0.0	0	0.0
<b>Bribery</b>	<b>0</b>	<b>0.0</b>	<b>0</b>	<b>0.0</b>
<b>Weapon Law Violations</b>	<b>0</b>	<b>0.0</b>	<b>0</b>	<b>0.0</b>
<b>Animal Cruelty</b>	<b>0</b>	<b>0.0</b>	<b>0</b>	<b>0.0</b>

GROUP B OFFENSES	Offenses	Rate per 1,000
Bad Checks	0	0.0
Curfew/Vagrancy	0	0.0
Disorderly Conduct	0	0.0
DUI	0	0.0
Drunkenness	0	0.0
Family-Non Violent	0	0.0
Liquor Law Violations	0	0.0
Peeping Tom	0	0.0
Trespass	0	0.0
All Other Offenses	0	0.0

2022 Fall Term Campus Population	
Undergraduate Enrollment	609
Graduate Enrollment	0
Staff Personnel	88
Faculty Personnel	107
Security Personnel	17
<b>Total Campus Population</b>	<b>821</b>



# Lincoln Memorial University - 2022

GROUP A OFFENSES	Offense	Rate per 1,000	Cleared	% Cleared
<b>Homicide Offenses (Total)</b>	<b>0</b>	<b>0.0</b>	<b>0</b>	<b>0.0</b>
Murder	0	0.0	0	0.0
Negligent Manslaughter	0	0.0	0	0.0
Negligent Vehicular Manslaughter	0	0.0	0	0.0
<b>Kidnapping/Abduction</b>	<b>0</b>	<b>0.0</b>	<b>0</b>	<b>0.0</b>
<b>Sex Offenses (Forcible) (Total)</b>	<b>0</b>	<b>0.0</b>	<b>0</b>	<b>0.0</b>
Forcible Rape	0	0.0	0	0.0
Forcible Sodomy	0	0.0	0	0.0
Sexual Assault W/Object	0	0.0	0	0.0
Forcible Fondling	0	0.0	0	0.0
<b>Robbery</b>	<b>0</b>	<b>0.0</b>	<b>0</b>	<b>0.0</b>
<b>Assault Offenses (Total)</b>	<b>2</b>	<b>0.4</b>	<b>1</b>	<b>50.0</b>
Aggravated Assault	0	0.0	0	0.0
Simple Assault	1	0.2	1	100.0
Intimidation	1	0.2	0	0.0
Stalking	0	0.0	0	0.0
<b>Arson</b>	<b>0</b>	<b>0.0</b>	<b>0</b>	<b>0.0</b>
<b>Extortion/Blackmail</b>	<b>1</b>	<b>0.2</b>	<b>0</b>	<b>0.0</b>
<b>Burglary</b>	<b>1</b>	<b>0.2</b>	<b>0</b>	<b>0.0</b>
<b>Larceny/Theft Offenses (Total)</b>	<b>1</b>	<b>0.2</b>	<b>0</b>	<b>0.0</b>
Theft - Pocket-picking	0	0.0	0	0.0
Theft - Purse Snatching	0	0.0	0	0.0
Theft - Shoplifting	0	0.0	0	0.0
Theft From Building	0	0.0	0	0.0
Theft From Coin Machine	0	0.0	0	0.0
Theft From Motor Vehicle	0	0.0	0	0.0
Theft of Motor Vehicle Parts	0	0.0	0	0.0
Theft - All Other Larceny	1	0.2	0	0.0
<b>Motor Vehicle Theft</b>	<b>0</b>	<b>0.0</b>	<b>0</b>	<b>0.0</b>
<b>Counterfeiting/Forgery</b>	<b>0</b>	<b>0.0</b>	<b>0</b>	<b>0.0</b>
<b>Fraud Offenses (Total)</b>	<b>0</b>	<b>0.0</b>	<b>0</b>	<b>0.0</b>
Fraud - Computer Hacking/Invasion	0	0.0	0	0.0
Fraud - Credit Card/ATM	0	0.0	0	0.0
Fraud - False Pretenses	0	0.0	0	0.0
Fraud - Identity Theft	0	0.0	0	0.0
Fraud - Impersonation	0	0.0	0	0.0
Fraud - Welfare	0	0.0	0	0.0
Fraud - Wire	0	0.0	0	0.0
<b>Embezzlement</b>	<b>0</b>	<b>0.0</b>	<b>0</b>	<b>0.0</b>
<b>Stolen Property Offenses</b>	<b>0</b>	<b>0.0</b>	<b>0</b>	<b>0.0</b>
<b>Destruction/Damage/Vandalism</b>	<b>1</b>	<b>0.2</b>	<b>1</b>	<b>100.0</b>
<b>Drug/Narcotic Violations (Total)</b>	<b>1</b>	<b>0.2</b>	<b>0</b>	<b>0.0</b>
Drug/Narcotic Violations	1	0.2	0	0.0
Drug/Narcotic Equipment Violations	0	0.0	0	0.0

GROUP A OFFENSES	Offense	Rate per 1,000	Cleared	% Cleared
<b>Sex Offenses (Nonforcible) (Total)</b>	<b>0</b>	<b>0.0</b>	<b>0</b>	<b>0.0</b>
Incest	0	0.0	0	0.0
Statutory Rape	0	0.0	0	0.0
<b>Pornography/Obscene Material</b>	<b>0</b>	<b>0.0</b>	<b>0</b>	<b>0.0</b>
<b>Gambling Offenses (Total)</b>	<b>0</b>	<b>0.0</b>	<b>0</b>	<b>0.0</b>
Gambling - Betting/Wagering	0	0.0	0	0.0
Gambling - Operating/Promoting	0	0.0	0	0.0
Gambling - Equipment Violations	0	0.0	0	0.0
Gambling - Sports Tampering	0	0.0	0	0.0
<b>Prostitution Offenses (Total)</b>	<b>0</b>	<b>0.0</b>	<b>0</b>	<b>0.0</b>
Prostitution	0	0.0	0	0.0
Prostitution Assisting/Promoting	0	0.0	0	0.0
Purchasing Prostitution	0	0.0	0	0.0
<b>Human Trafficking Offenses (Total)</b>	<b>0</b>	<b>0.0</b>	<b>0</b>	<b>0.0</b>
Commercial Sex Acts	0	0.0	0	0.0
Involuntary Servitude	0	0.0	0	0.0
<b>Bribery</b>	<b>0</b>	<b>0.0</b>	<b>0</b>	<b>0.0</b>
<b>Weapon Law Violations</b>	<b>0</b>	<b>0.0</b>	<b>0</b>	<b>0.0</b>
<b>Animal Cruelty</b>	<b>0</b>	<b>0.0</b>	<b>0</b>	<b>0.0</b>

GROUP B OFFENSES	Offenses	Rate per 1,000
Bad Checks	0	0.0
Curfew/Vagrancy	0	0.0
Disorderly Conduct	0	0.0
DUI	0	0.0
Drunkenness	0	0.0
Family-Non Violent	0	0.0
Liquor Law Violations	0	0.0
Peeping Tom	0	0.0
Trespass	0	0.0
All Other Offenses	0	0.0

2022 Fall Term Campus Population	
Undergraduate Enrollment	1,206
Graduate Enrollment	3,493
Staff Personnel	566
Faculty Personnel	343
Security Personnel	23
<b>Total Campus Population</b>	<b>5,631</b>



Lipscomb University - 2022

GROUP A OFFENSES	Offense	Rate per 1,000	Cleared	% Cleared
<b>Homicide Offenses (Total)</b>	<b>0</b>	<b>0.0</b>	<b>0</b>	<b>0.0</b>
Murder	0	0.0	0	0.0
Negligent Manslaughter	0	0.0	0	0.0
Negligent Vehicular Manslaughter	0	0.0	0	0.0
<b>Kidnapping/Abduction</b>	<b>0</b>	<b>0.0</b>	<b>0</b>	<b>0.0</b>
<b>Sex Offenses (Forcible) (Total)</b>	<b>2</b>	<b>0.3</b>	<b>0</b>	<b>0.0</b>
Forcible Rape	0	0.0	0	0.0
Forcible Sodomy	0	0.0	0	0.0
Sexual Assault W/Object	0	0.0	0	0.0
Forcible Fondling	2	0.3	0	0.0
<b>Robbery</b>	<b>0</b>	<b>0.0</b>	<b>0</b>	<b>0.0</b>
<b>Assault Offenses (Total)</b>	<b>2</b>	<b>0.3</b>	<b>2</b>	<b>100.0</b>
Aggravated Assault	2	0.3	2	100.0
Simple Assault	0	0.0	0	0.0
Intimidation	0	0.0	0	0.0
Stalking	0	0.0	0	0.0
<b>Arson</b>	<b>0</b>	<b>0.0</b>	<b>0</b>	<b>0.0</b>
<b>Extortion/Blackmail</b>	<b>0</b>	<b>0.0</b>	<b>0</b>	<b>0.0</b>
<b>Burglary</b>	<b>0</b>	<b>0.0</b>	<b>0</b>	<b>0.0</b>
<b>Larceny/Theft Offenses (Total)</b>	<b>10</b>	<b>1.6</b>	<b>0</b>	<b>0.0</b>
Theft - Pocket-picking	0	0.0	0	0.0
Theft - Purse Snatching	0	0.0	0	0.0
Theft - Shoplifting	0	0.0	0	0.0
Theft From Building	3	0.5	0	0.0
Theft From Coin Machine	0	0.0	0	0.0
Theft From Motor Vehicle	4	0.6	0	0.0
Theft of Motor Vehicle Parts	3	0.5	0	0.0
Theft - All Other Larceny	0	0.0	0	0.0
<b>Motor Vehicle Theft</b>	<b>0</b>	<b>0.0</b>	<b>0</b>	<b>0.0</b>
<b>Counterfeiting/Forgery</b>	<b>0</b>	<b>0.0</b>	<b>0</b>	<b>0.0</b>
<b>Fraud Offenses (Total)</b>	<b>0</b>	<b>0.0</b>	<b>0</b>	<b>0.0</b>
Fraud - Computer Hacking/Invasion	0	0.0	0	0.0
Fraud - Credit Card/ATM	0	0.0	0	0.0
Fraud - False Pretenses	0	0.0	0	0.0
Fraud - Identity Theft	0	0.0	0	0.0
Fraud - Impersonation	0	0.0	0	0.0
Fraud - Welfare	0	0.0	0	0.0
Fraud - Wire	0	0.0	0	0.0
<b>Embezzlement</b>	<b>0</b>	<b>0.0</b>	<b>0</b>	<b>0.0</b>
<b>Stolen Property Offenses</b>	<b>0</b>	<b>0.0</b>	<b>0</b>	<b>0.0</b>
<b>Destruction/Damage/Vandalism</b>	<b>1</b>	<b>0.2</b>	<b>0</b>	<b>0.0</b>
<b>Drug/Narcotic Violations (Total)</b>	<b>0</b>	<b>0.0</b>	<b>0</b>	<b>0.0</b>
Drug/Narcotic Violations	0	0.0	0	0.0
Drug/Narcotic Equipment Violations	0	0.0	0	0.0

GROUP A OFFENSES	Offense	Rate per 1,000	Cleared	% Cleared
<b>Sex Offenses (Nonforcible) (Total)</b>	<b>0</b>	<b>0.0</b>	<b>0</b>	<b>0.0</b>
Incest	0	0.0	0	0.0
Statutory Rape	0	0.0	0	0.0
<b>Pornography/Obscene Material</b>	<b>0</b>	<b>0.0</b>	<b>0</b>	<b>0.0</b>
<b>Gambling Offenses (Total)</b>	<b>0</b>	<b>0.0</b>	<b>0</b>	<b>0.0</b>
Gambling - Betting/Wagering	0	0.0	0	0.0
Gambling - Operating/Promoting	0	0.0	0	0.0
Gambling - Equipment Violations	0	0.0	0	0.0
Gambling - Sports Tampering	0	0.0	0	0.0
<b>Prostitution Offenses (Total)</b>	<b>0</b>	<b>0.0</b>	<b>0</b>	<b>0.0</b>
Prostitution	0	0.0	0	0.0
Prostitution Assisting/Promoting	0	0.0	0	0.0
Purchasing Prostitution	0	0.0	0	0.0
<b>Human Trafficking Offenses (Total)</b>	<b>0</b>	<b>0.0</b>	<b>0</b>	<b>0.0</b>
Commercial Sex Acts	0	0.0	0	0.0
Involuntary Servitude	0	0.0	0	0.0
<b>Bribery</b>	<b>0</b>	<b>0.0</b>	<b>0</b>	<b>0.0</b>
<b>Weapon Law Violations</b>	<b>0</b>	<b>0.0</b>	<b>0</b>	<b>0.0</b>
<b>Animal Cruelty</b>	<b>0</b>	<b>0.0</b>	<b>0</b>	<b>0.0</b>

GROUP B OFFENSES	Offenses	Rate per 1,000
Bad Checks	0	0.0
Curfew/Vagrancy	0	0.0
Disorderly Conduct	0	0.0
DUI	0	0.0
Drunkenness	0	0.0
Family-Non Violent	0	0.0
Liquor Law Violations	0	0.0
Peeping Tom	0	0.0
Trespass	0	0.0
All Other Offenses	0	0.0

2022 Fall Term Campus Population	
Undergraduate Enrollment	2,941
Graduate Enrollment	1,735
Staff Personnel	770
Faculty Personnel	848
Security Personnel	22
<b>Total Campus Population</b>	<b>6,316</b>



## Maryville College - 2022

GROUP A OFFENSES	Offense	Rate per 1,000	Cleared	% Cleared
<b>Homicide Offenses (Total)</b>	<b>0</b>	<b>0.0</b>	<b>0</b>	<b>0.0</b>
Murder	0	0.0	0	0.0
Negligent Manslaughter	0	0.0	0	0.0
Negligent Vehicular Manslaughter	0	0.0	0	0.0
<b>Kidnapping/Abduction</b>	<b>0</b>	<b>0.0</b>	<b>0</b>	<b>0.0</b>
<b>Sex Offenses (Forcible) (Total)</b>	<b>0</b>	<b>0.0</b>	<b>0</b>	<b>0.0</b>
Forcible Rape	0	0.0	0	0.0
Forcible Sodomy	0	0.0	0	0.0
Sexual Assault W/Object	0	0.0	0	0.0
Forcible Fondling	0	0.0	0	0.0
<b>Robbery</b>	<b>0</b>	<b>0.0</b>	<b>0</b>	<b>0.0</b>
<b>Assault Offenses (Total)</b>	<b>0</b>	<b>0.0</b>	<b>0</b>	<b>0.0</b>
Aggravated Assault	0	0.0	0	0.0
Simple Assault	0	0.0	0	0.0
Intimidation	0	0.0	0	0.0
Stalking	0	0.0	0	0.0
<b>Arson</b>	<b>0</b>	<b>0.0</b>	<b>0</b>	<b>0.0</b>
<b>Extortion/Blackmail</b>	<b>0</b>	<b>0.0</b>	<b>0</b>	<b>0.0</b>
<b>Burglary</b>	<b>0</b>	<b>0.0</b>	<b>0</b>	<b>0.0</b>
<b>Larceny/Theft Offenses (Total)</b>	<b>2</b>	<b>1.4</b>	<b>0</b>	<b>0.0</b>
Theft - Pocket-picking	0	0.0	0	0.0
Theft - Purse Snatching	0	0.0	0	0.0
Theft - Shoplifting	0	0.0	0	0.0
Theft From Building	1	0.7	0	0.0
Theft From Coin Machine	0	0.0	0	0.0
Theft From Motor Vehicle	0	0.0	0	0.0
Theft of Motor Vehicle Parts	1	0.7	0	0.0
Theft - All Other Larceny	0	0.0	0	0.0
<b>Motor Vehicle Theft</b>	<b>0</b>	<b>0.0</b>	<b>0</b>	<b>0.0</b>
<b>Counterfeiting/Forgery</b>	<b>0</b>	<b>0.0</b>	<b>0</b>	<b>0.0</b>
<b>Fraud Offenses (Total)</b>	<b>0</b>	<b>0.0</b>	<b>0</b>	<b>0.0</b>
Fraud - Computer Hacking/Invasion	0	0.0	0	0.0
Fraud - Credit Card/ATM	0	0.0	0	0.0
Fraud - False Pretenses	0	0.0	0	0.0
Fraud - Identity Theft	0	0.0	0	0.0
Fraud - Impersonation	0	0.0	0	0.0
Fraud - Welfare	0	0.0	0	0.0
Fraud - Wire	0	0.0	0	0.0
<b>Embezzlement</b>	<b>0</b>	<b>0.0</b>	<b>0</b>	<b>0.0</b>
<b>Stolen Property Offenses</b>	<b>0</b>	<b>0.0</b>	<b>0</b>	<b>0.0</b>
<b>Destruction/Damage/Vandalism</b>	<b>1</b>	<b>0.7</b>	<b>0</b>	<b>0.0</b>
<b>Drug/Narcotic Violations (Total)</b>	<b>0</b>	<b>0.0</b>	<b>0</b>	<b>0.0</b>
Drug/Narcotic Violations	0	0.0	0	0.0
Drug/Narcotic Equipment Violations	0	0.0	0	0.0

GROUP A OFFENSES	Offense	Rate per 1,000	Cleared	% Cleared
<b>Sex Offenses (Nonforcible) (Total)</b>	<b>0</b>	<b>0.0</b>	<b>0</b>	<b>0.0</b>
Incest	0	0.0	0	0.0
Statutory Rape	0	0.0	0	0.0
<b>Pornography/Obscene Material</b>	<b>0</b>	<b>0.0</b>	<b>0</b>	<b>0.0</b>
<b>Gambling Offenses (Total)</b>	<b>0</b>	<b>0.0</b>	<b>0</b>	<b>0.0</b>
Gambling - Betting/Wagering	0	0.0	0	0.0
Gambling - Operating/Promoting	0	0.0	0	0.0
Gambling - Equipment Violations	0	0.0	0	0.0
Gambling - Sports Tampering	0	0.0	0	0.0
<b>Prostitution Offenses (Total)</b>	<b>0</b>	<b>0.0</b>	<b>0</b>	<b>0.0</b>
Prostitution	0	0.0	0	0.0
Prostitution Assisting/Promoting	0	0.0	0	0.0
Purchasing Prostitution	0	0.0	0	0.0
<b>Human Trafficking Offenses (Total)</b>	<b>0</b>	<b>0.0</b>	<b>0</b>	<b>0.0</b>
Commercial Sex Acts	0	0.0	0	0.0
Involuntary Servitude	0	0.0	0	0.0
<b>Bribery</b>	<b>0</b>	<b>0.0</b>	<b>0</b>	<b>0.0</b>
<b>Weapon Law Violations</b>	<b>0</b>	<b>0.0</b>	<b>0</b>	<b>0.0</b>
<b>Animal Cruelty</b>	<b>0</b>	<b>0.0</b>	<b>0</b>	<b>0.0</b>

GROUP B OFFENSES	Offenses	Rate per 1,000
Bad Checks	0	0.0
Curfew/Vagrancy	0	0.0
Disorderly Conduct	0	0.0
DUI	0	0.0
Drunkenness	0	0.0
Family-Non Violent	0	0.0
Liquor Law Violations	0	0.0
Peeping Tom	0	0.0
Trespass	0	0.0
All Other Offenses	0	0.0

2022 Fall Term Campus Population	
Undergraduate Enrollment	1,032
Graduate Enrollment	3
Staff Personnel	222
Faculty Personnel	139
Security Personnel	7
<b>Total Campus Population</b>	<b>1,403</b>



## Meharry Medical College - 2022

GROUP A OFFENSES	Offense	Rate per 1,000	Cleared	% Cleared
<b>Homicide Offenses (Total)</b>	<b>0</b>	<b>0.0</b>	<b>0</b>	<b>0.0</b>
Murder	0	0.0	0	0.0
Negligent Manslaughter	0	0.0	0	0.0
Negligent Vehicular Manslaughter	0	0.0	0	0.0
<b>Kidnapping/Abduction</b>	<b>0</b>	<b>0.0</b>	<b>0</b>	<b>0.0</b>
<b>Sex Offenses (Forcible) (Total)</b>	<b>0</b>	<b>0.0</b>	<b>0</b>	<b>0.0</b>
Forcible Rape	0	0.0	0	0.0
Forcible Sodomy	0	0.0	0	0.0
Sexual Assault W/Object	0	0.0	0	0.0
Forcible Fondling	0	0.0	0	0.0
<b>Robbery</b>	<b>0</b>	<b>0.0</b>	<b>0</b>	<b>0.0</b>
<b>Assault Offenses (Total)</b>	<b>0</b>	<b>0.0</b>	<b>0</b>	<b>0.0</b>
Aggravated Assault	0	0.0	0	0.0
Simple Assault	0	0.0	0	0.0
Intimidation	0	0.0	0	0.0
Stalking	0	0.0	0	0.0
<b>Arson</b>	<b>0</b>	<b>0.0</b>	<b>0</b>	<b>0.0</b>
<b>Extortion/Blackmail</b>	<b>0</b>	<b>0.0</b>	<b>0</b>	<b>0.0</b>
<b>Burglary</b>	<b>0</b>	<b>0.0</b>	<b>0</b>	<b>0.0</b>
<b>Larceny/Theft Offenses (Total)</b>	<b>0</b>	<b>0.0</b>	<b>0</b>	<b>0.0</b>
Theft - Pocket-picking	0	0.0	0	0.0
Theft - Purse Snatching	0	0.0	0	0.0
Theft - Shoplifting	0	0.0	0	0.0
Theft From Building	0	0.0	0	0.0
Theft From Coin Machine	0	0.0	0	0.0
Theft From Motor Vehicle	0	0.0	0	0.0
Theft of Motor Vehicle Parts	0	0.0	0	0.0
Theft - All Other Larceny	0	0.0	0	0.0
<b>Motor Vehicle Theft</b>	<b>0</b>	<b>0.0</b>	<b>0</b>	<b>0.0</b>
<b>Counterfeiting/Forgery</b>	<b>0</b>	<b>0.0</b>	<b>0</b>	<b>0.0</b>
<b>Fraud Offenses (Total)</b>	<b>0</b>	<b>0.0</b>	<b>0</b>	<b>0.0</b>
Fraud - Computer Hacking/Invasion	0	0.0	0	0.0
Fraud - Credit Card/ATM	0	0.0	0	0.0
Fraud - False Pretenses	0	0.0	0	0.0
Fraud - Identity Theft	0	0.0	0	0.0
Fraud - Impersonation	0	0.0	0	0.0
Fraud - Welfare	0	0.0	0	0.0
Fraud - Wire	0	0.0	0	0.0
<b>Embezzlement</b>	<b>0</b>	<b>0.0</b>	<b>0</b>	<b>0.0</b>
<b>Stolen Property Offenses</b>	<b>0</b>	<b>0.0</b>	<b>0</b>	<b>0.0</b>
<b>Destruction/Damage/Vandalism</b>	<b>0</b>	<b>0.0</b>	<b>0</b>	<b>0.0</b>
<b>Drug/Narcotic Violations (Total)</b>	<b>0</b>	<b>0.0</b>	<b>0</b>	<b>0.0</b>
Drug/Narcotic Violations	0	0.0	0	0.0
Drug/Narcotic Equipment Violations	0	0.0	0	0.0

GROUP A OFFENSES	Offense	Rate per 1,000	Cleared	% Cleared
<b>Sex Offenses (Nonforcible) (Total)</b>	<b>0</b>	<b>0.0</b>	<b>0</b>	<b>0.0</b>
Incest	0	0.0	0	0.0
Statutory Rape	0	0.0	0	0.0
<b>Pornography/Obscene Material</b>	<b>0</b>	<b>0.0</b>	<b>0</b>	<b>0.0</b>
<b>Gambling Offenses (Total)</b>	<b>0</b>	<b>0.0</b>	<b>0</b>	<b>0.0</b>
Gambling - Betting/Wagering	0	0.0	0	0.0
Gambling - Operating/Promoting	0	0.0	0	0.0
Gambling - Equipment Violations	0	0.0	0	0.0
Gambling - Sports Tampering	0	0.0	0	0.0
<b>Prostitution Offenses (Total)</b>	<b>0</b>	<b>0.0</b>	<b>0</b>	<b>0.0</b>
Prostitution	0	0.0	0	0.0
Prostitution Assisting/Promoting	0	0.0	0	0.0
Purchasing Prostitution	0	0.0	0	0.0
<b>Human Trafficking Offenses (Total)</b>	<b>0</b>	<b>0.0</b>	<b>0</b>	<b>0.0</b>
Commercial Sex Acts	0	0.0	0	0.0
Involuntary Servitude	0	0.0	0	0.0
<b>Bribery</b>	<b>0</b>	<b>0.0</b>	<b>0</b>	<b>0.0</b>
<b>Weapon Law Violations</b>	<b>0</b>	<b>0.0</b>	<b>0</b>	<b>0.0</b>
<b>Animal Cruelty</b>	<b>0</b>	<b>0.0</b>	<b>0</b>	<b>0.0</b>

GROUP B OFFENSES	Offenses	Rate per 1,000
Bad Checks	0	0.0
Curfew/Vagrancy	0	0.0
Disorderly Conduct	0	0.0
DUI	0	0.0
Drunkenness	0	0.0
Family-Non Violent	0	0.0
Liquor Law Violations	0	0.0
Peeping Tom	0	0.0
Trespass	0	0.0
All Other Offenses	0	0.0

2022 Fall Term Campus Population	
Undergraduate Enrollment	0
Graduate Enrollment	962
Staff Personnel	685
Faculty Personnel	214
Security Personnel	16
<b>Total Campus Population</b>	<b>1,877</b>



## Middle Tennessee State University - 2022

GROUP A OFFENSES	Offense	Rate per 1,000	Cleared	% Cleared
<b>Homicide Offenses (Total)</b>	<b>1</b>	<b>0.0</b>	<b>1</b>	<b>100.0</b>
Murder	1	0.0	1	100.0
Negligent Manslaughter	0	0.0	0	0.0
Negligent Vehicular Manslaughter	0	0.0	0	0.0
<b>Kidnapping/Abduction</b>	<b>0</b>	<b>0.0</b>	<b>0</b>	<b>0.0</b>
<b>Sex Offenses (Forcible) (Total)</b>	<b>1</b>	<b>0.0</b>	<b>0</b>	<b>0.0</b>
Forcible Rape	1	0.0	0	0.0
Forcible Sodomy	0	0.0	0	0.0
Sexual Assault W/Object	0	0.0	0	0.0
Forcible Fondling	0	0.0	0	0.0
<b>Robbery</b>	<b>0</b>	<b>0.0</b>	<b>0</b>	<b>0.0</b>
<b>Assault Offenses (Total)</b>	<b>30</b>	<b>1.3</b>	<b>15</b>	<b>50.0</b>
Aggravated Assault	1	0.0	1	100.0
Simple Assault	18	0.8	12	66.7
Intimidation	10	0.4	1	10.0
Stalking	1	0.0	1	100.0
<b>Arson</b>	<b>0</b>	<b>0.0</b>	<b>0</b>	<b>0.0</b>
<b>Extortion/Blackmail</b>	<b>4</b>	<b>0.2</b>	<b>1</b>	<b>25.0</b>
<b>Burglary</b>	<b>1</b>	<b>0.0</b>	<b>0</b>	<b>0.0</b>
<b>Larceny/Theft Offenses (Total)</b>	<b>62</b>	<b>2.8</b>	<b>23</b>	<b>37.1</b>
Theft - Pocket-picking	0	0.0	0	0.0
Theft - Purse Snatching	0	0.0	0	0.0
Theft - Shoplifting	1	0.0	0	0.0
Theft From Building	33	1.5	10	30.3
Theft From Coin Machine	0	0.0	0	0.0
Theft From Motor Vehicle	3	0.1	2	66.7
Theft of Motor Vehicle Parts	2	0.1	0	0.0
Theft - All Other Larceny	23	1.0	11	47.8
<b>Motor Vehicle Theft</b>	<b>2</b>	<b>0.1</b>	<b>2</b>	<b>100.0</b>
<b>Counterfeiting/Forgery</b>	<b>0</b>	<b>0.0</b>	<b>0</b>	<b>0.0</b>
<b>Fraud Offenses (Total)</b>	<b>11</b>	<b>0.5</b>	<b>3</b>	<b>27.3</b>
Fraud - Computer Hacking/Invasion	0	0.0	0	0.0
Fraud - Credit Card/ATM	2	0.1	2	100.0
Fraud - False Pretenses	0	0.0	0	0.0
Fraud - Identity Theft	0	0.0	0	0.0
Fraud - Impersonation	0	0.0	0	0.0
Fraud - Welfare	0	0.0	0	0.0
Fraud - Wire	9	0.4	1	11.1
<b>Embezzlement</b>	<b>0</b>	<b>0.0</b>	<b>0</b>	<b>0.0</b>
<b>Stolen Property Offenses</b>	<b>2</b>	<b>0.1</b>	<b>2</b>	<b>100.0</b>
<b>Destruction/Damage/Vandalism</b>	<b>34</b>	<b>1.5</b>	<b>10</b>	<b>29.4</b>
<b>Drug/Narcotic Violations (Total)</b>	<b>105</b>	<b>4.7</b>	<b>97</b>	<b>92.4</b>
Drug/Narcotic Violations	65	2.9	60	92.3
Drug/Narcotic Equipment Violations	40	1.8	37	92.5

GROUP A OFFENSES	Offense	Rate per 1,000	Cleared	% Cleared
<b>Sex Offenses (Nonforcible) (Total)</b>	<b>0</b>	<b>0.0</b>	<b>0</b>	<b>0.0</b>
Incest	0	0.0	0	0.0
Statutory Rape	0	0.0	0	0.0
<b>Pornography/Obscene Material</b>	<b>0</b>	<b>0.0</b>	<b>0</b>	<b>0.0</b>
<b>Gambling Offenses (Total)</b>	<b>0</b>	<b>0.0</b>	<b>0</b>	<b>0.0</b>
Gambling - Betting/Wagering	0	0.0	0	0.0
Gambling - Operating/Promoting	0	0.0	0	0.0
Gambling - Equipment Violations	0	0.0	0	0.0
Gambling - Sports Tampering	0	0.0	0	0.0
<b>Prostitution Offenses (Total)</b>	<b>0</b>	<b>0.0</b>	<b>0</b>	<b>0.0</b>
Prostitution	0	0.0	0	0.0
Prostitution Assisting/Promoting	0	0.0	0	0.0
Purchasing Prostitution	0	0.0	0	0.0
<b>Human Trafficking Offenses (Total)</b>	<b>0</b>	<b>0.0</b>	<b>0</b>	<b>0.0</b>
Commercial Sex Acts	0	0.0	0	0.0
Involuntary Servitude	0	0.0	0	0.0
<b>Bribery</b>	<b>0</b>	<b>0.0</b>	<b>0</b>	<b>0.0</b>
<b>Weapon Law Violations</b>	<b>9</b>	<b>0.4</b>	<b>7</b>	<b>77.8</b>
<b>Animal Cruelty</b>	<b>0</b>	<b>0.0</b>	<b>0</b>	<b>0.0</b>

GROUP B OFFENSES	Offenses	Rate per 1,000
Bad Checks	0	0.0
Curfew/Vagrancy	0	0.0
Disorderly Conduct	0	0.0
DUI	8	0.4
Drunkenness	4	0.2
Family-Non Violent	0	0.0
Liquor Law Violations	6	0.3
Peeping Tom	0	0.0
Trespass	0	0.0
All Other Offenses	6	0.3

2022 Fall Term Campus Population	
Undergraduate Enrollment	17,438
Graduate Enrollment	2,648
Staff Personnel	1,225
Faculty Personnel	979
Security Personnel	39
<b>Total Campus Population</b>	<b>22,329</b>



## Milligan College - 2022

GROUP A OFFENSES	Offense	Rate per 1,000	Cleared	% Cleared
<b>Homicide Offenses (Total)</b>	<b>0</b>	<b>0.0</b>	<b>0</b>	<b>0.0</b>
Murder	0	0.0	0	0.0
Negligent Manslaughter	0	0.0	0	0.0
Negligent Vehicular Manslaughter	0	0.0	0	0.0
<b>Kidnapping/Abduction</b>	<b>0</b>	<b>0.0</b>	<b>0</b>	<b>0.0</b>
<b>Sex Offenses (Forcible) (Total)</b>	<b>0</b>	<b>0.0</b>	<b>0</b>	<b>0.0</b>
Forcible Rape	0	0.0	0	0.0
Forcible Sodomy	0	0.0	0	0.0
Sexual Assault W/Object	0	0.0	0	0.0
Forcible Fondling	0	0.0	0	0.0
<b>Robbery</b>	<b>0</b>	<b>0.0</b>	<b>0</b>	<b>0.0</b>
<b>Assault Offenses (Total)</b>	<b>1</b>	<b>0.8</b>	<b>1</b>	<b>100.0</b>
Aggravated Assault	0	0.0	0	0.0
Simple Assault	1	0.8	1	100.0
Intimidation	0	0.0	0	0.0
Stalking	0	0.0	0	0.0
<b>Arson</b>	<b>0</b>	<b>0.0</b>	<b>0</b>	<b>0.0</b>
<b>Extortion/Blackmail</b>	<b>0</b>	<b>0.0</b>	<b>0</b>	<b>0.0</b>
<b>Burglary</b>	<b>0</b>	<b>0.0</b>	<b>0</b>	<b>0.0</b>
<b>Larceny/Theft Offenses (Total)</b>	<b>0</b>	<b>0.0</b>	<b>0</b>	<b>0.0</b>
Theft - Pocket-picking	0	0.0	0	0.0
Theft - Purse Snatching	0	0.0	0	0.0
Theft - Shoplifting	0	0.0	0	0.0
Theft From Building	0	0.0	0	0.0
Theft From Coin Machine	0	0.0	0	0.0
Theft From Motor Vehicle	0	0.0	0	0.0
Theft of Motor Vehicle Parts	0	0.0	0	0.0
Theft - All Other Larceny	0	0.0	0	0.0
<b>Motor Vehicle Theft</b>	<b>0</b>	<b>0.0</b>	<b>0</b>	<b>0.0</b>
<b>Counterfeiting/Forgery</b>	<b>0</b>	<b>0.0</b>	<b>0</b>	<b>0.0</b>
<b>Fraud Offenses (Total)</b>	<b>0</b>	<b>0.0</b>	<b>0</b>	<b>0.0</b>
Fraud - Computer Hacking/Invasion	0	0.0	0	0.0
Fraud - Credit Card/ATM	0	0.0	0	0.0
Fraud - False Pretenses	0	0.0	0	0.0
Fraud - Identity Theft	0	0.0	0	0.0
Fraud - Impersonation	0	0.0	0	0.0
Fraud - Welfare	0	0.0	0	0.0
Fraud - Wire	0	0.0	0	0.0
<b>Embezzlement</b>	<b>0</b>	<b>0.0</b>	<b>0</b>	<b>0.0</b>
<b>Stolen Property Offenses</b>	<b>0</b>	<b>0.0</b>	<b>0</b>	<b>0.0</b>
<b>Destruction/Damage/Vandalism</b>	<b>0</b>	<b>0.0</b>	<b>0</b>	<b>0.0</b>
<b>Drug/Narcotic Violations (Total)</b>	<b>0</b>	<b>0.0</b>	<b>0</b>	<b>0.0</b>
Drug/Narcotic Violations	0	0.0	0	0.0
Drug/Narcotic Equipment Violations	0	0.0	0	0.0

GROUP A OFFENSES	Offense	Rate per 1,000	Cleared	% Cleared
<b>Sex Offenses (Nonforcible) (Total)</b>	<b>0</b>	<b>0.0</b>	<b>0</b>	<b>0.0</b>
Incest	0	0.0	0	0.0
Statutory Rape	0	0.0	0	0.0
<b>Pornography/Obscene Material</b>	<b>0</b>	<b>0.0</b>	<b>0</b>	<b>0.0</b>
<b>Gambling Offenses (Total)</b>	<b>0</b>	<b>0.0</b>	<b>0</b>	<b>0.0</b>
Gambling - Betting/Wagering	0	0.0	0	0.0
Gambling - Operating/Promoting	0	0.0	0	0.0
Gambling - Equipment Violations	0	0.0	0	0.0
Gambling - Sports Tampering	0	0.0	0	0.0
<b>Prostitution Offenses (Total)</b>	<b>0</b>	<b>0.0</b>	<b>0</b>	<b>0.0</b>
Prostitution	0	0.0	0	0.0
Prostitution Assisting/Promoting	0	0.0	0	0.0
Purchasing Prostitution	0	0.0	0	0.0
<b>Human Trafficking Offenses (Total)</b>	<b>0</b>	<b>0.0</b>	<b>0</b>	<b>0.0</b>
Commercial Sex Acts	0	0.0	0	0.0
Involuntary Servitude	0	0.0	0	0.0
<b>Bribery</b>	<b>0</b>	<b>0.0</b>	<b>0</b>	<b>0.0</b>
<b>Weapon Law Violations</b>	<b>0</b>	<b>0.0</b>	<b>0</b>	<b>0.0</b>
<b>Animal Cruelty</b>	<b>0</b>	<b>0.0</b>	<b>0</b>	<b>0.0</b>

GROUP B OFFENSES	Offenses	Rate per 1,000
Bad Checks	0	0.0
Curfew/Vagrancy	0	0.0
Disorderly Conduct	0	0.0
DUI	0	0.0
Drunkenness	0	0.0
Family-Non Violent	0	0.0
Liquor Law Violations	5	3.8
Peeping Tom	0	0.0
Trespass	0	0.0
All Other Offenses	0	0.0

2022 Fall Term Campus Population	
Undergraduate Enrollment	740
Graduate Enrollment	318
Staff Personnel	132
Faculty Personnel	126
Security Personnel	5
<b>Total Campus Population</b>	<b>1,321</b>





## Motlow State Community College - 2022

GROUP A OFFENSES	Offense	Rate per 1,000	Cleared	% Cleared
<b>Homicide Offenses (Total)</b>	<b>0</b>	<b>0.0</b>	<b>0</b>	<b>0.0</b>
Murder	0	0.0	0	0.0
Negligent Manslaughter	0	0.0	0	0.0
Negligent Vehicular Manslaughter	0	0.0	0	0.0
<b>Kidnapping/Abduction</b>	<b>0</b>	<b>0.0</b>	<b>0</b>	<b>0.0</b>
<b>Sex Offenses (Forcible) (Total)</b>	<b>0</b>	<b>0.0</b>	<b>0</b>	<b>0.0</b>
Forcible Rape	0	0.0	0	0.0
Forcible Sodomy	0	0.0	0	0.0
Sexual Assault W/Object	0	0.0	0	0.0
Forcible Fondling	0	0.0	0	0.0
<b>Robbery</b>	<b>0</b>	<b>0.0</b>	<b>0</b>	<b>0.0</b>
<b>Assault Offenses (Total)</b>	<b>1</b>	<b>0.2</b>	<b>0</b>	<b>0.0</b>
Aggravated Assault	0	0.0	0	0.0
Simple Assault	0	0.0	0	0.0
Intimidation	1	0.2	0	0.0
Stalking	0	0.0	0	0.0
<b>Arson</b>	<b>0</b>	<b>0.0</b>	<b>0</b>	<b>0.0</b>
<b>Extortion/Blackmail</b>	<b>0</b>	<b>0.0</b>	<b>0</b>	<b>0.0</b>
<b>Burglary</b>	<b>0</b>	<b>0.0</b>	<b>0</b>	<b>0.0</b>
<b>Larceny/Theft Offenses (Total)</b>	<b>1</b>	<b>0.2</b>	<b>1</b>	<b>100.0</b>
Theft - Pocket-picking	0	0.0	0	0.0
Theft - Purse Snatching	0	0.0	0	0.0
Theft - Shoplifting	0	0.0	0	0.0
Theft From Building	0	0.0	0	0.0
Theft From Coin Machine	0	0.0	0	0.0
Theft From Motor Vehicle	0	0.0	0	0.0
Theft of Motor Vehicle Parts	1	0.2	1	100.0
Theft - All Other Larceny	0	0.0	0	0.0
<b>Motor Vehicle Theft</b>	<b>0</b>	<b>0.0</b>	<b>0</b>	<b>0.0</b>
<b>Counterfeiting/Forgery</b>	<b>0</b>	<b>0.0</b>	<b>0</b>	<b>0.0</b>
<b>Fraud Offenses (Total)</b>	<b>0</b>	<b>0.0</b>	<b>0</b>	<b>0.0</b>
Fraud - Computer Hacking/Invasion	0	0.0	0	0.0
Fraud - Credit Card/ATM	0	0.0	0	0.0
Fraud - False Pretenses	0	0.0	0	0.0
Fraud - Identity Theft	0	0.0	0	0.0
Fraud - Impersonation	0	0.0	0	0.0
Fraud - Welfare	0	0.0	0	0.0
Fraud - Wire	0	0.0	0	0.0
<b>Embezzlement</b>	<b>0</b>	<b>0.0</b>	<b>0</b>	<b>0.0</b>
<b>Stolen Property Offenses</b>	<b>0</b>	<b>0.0</b>	<b>0</b>	<b>0.0</b>
<b>Destruction/Damage/Vandalism</b>	<b>0</b>	<b>0.0</b>	<b>0</b>	<b>0.0</b>
<b>Drug/Narcotic Violations (Total)</b>	<b>0</b>	<b>0.0</b>	<b>0</b>	<b>0.0</b>
Drug/Narcotic Violations	0	0.0	0	0.0
Drug/Narcotic Equipment Violations	0	0.0	0	0.0

GROUP A OFFENSES	Offense	Rate per 1,000	Cleared	% Cleared
<b>Sex Offenses (Nonforcible) (Total)</b>	<b>0</b>	<b>0.0</b>	<b>0</b>	<b>0.0</b>
Incest	0	0.0	0	0.0
Statutory Rape	0	0.0	0	0.0
<b>Pornography/Obscene Material</b>	<b>0</b>	<b>0.0</b>	<b>0</b>	<b>0.0</b>
<b>Gambling Offenses (Total)</b>	<b>0</b>	<b>0.0</b>	<b>0</b>	<b>0.0</b>
Gambling - Betting/Wagering	0	0.0	0	0.0
Gambling - Operating/Promoting	0	0.0	0	0.0
Gambling - Equipment Violations	0	0.0	0	0.0
Gambling - Sports Tampering	0	0.0	0	0.0
<b>Prostitution Offenses (Total)</b>	<b>0</b>	<b>0.0</b>	<b>0</b>	<b>0.0</b>
Prostitution	0	0.0	0	0.0
Prostitution Assisting/Promoting	0	0.0	0	0.0
Purchasing Prostitution	0	0.0	0	0.0
<b>Human Trafficking Offenses (Total)</b>	<b>0</b>	<b>0.0</b>	<b>0</b>	<b>0.0</b>
Commercial Sex Acts	0	0.0	0	0.0
Involuntary Servitude	0	0.0	0	0.0
<b>Bribery</b>	<b>0</b>	<b>0.0</b>	<b>0</b>	<b>0.0</b>
<b>Weapon Law Violations</b>	<b>0</b>	<b>0.0</b>	<b>0</b>	<b>0.0</b>
<b>Animal Cruelty</b>	<b>0</b>	<b>0.0</b>	<b>0</b>	<b>0.0</b>

GROUP B OFFENSES	Offenses	Rate per 1,000
Bad Checks	0	0.0
Curfew/Vagrancy	0	0.0
Disorderly Conduct	0	0.0
DUI	0	0.0
Drunkenness	0	0.0
Family-Non Violent	0	0.0
Liquor Law Violations	0	0.0
Peeping Tom	0	0.0
Trespass	0	0.0
All Other Offenses	0	0.0

2022 Fall Term Campus Population	
Undergraduate Enrollment	5,616
Graduate Enrollment	0
Staff Personnel	193
Faculty Personnel	120
Security Personnel	6
<b>Total Campus Population</b>	<b>5,935</b>





## Nashville State Community College - 2022

GROUP A OFFENSES	Offense	Rate per 1,000	Cleared	% Cleared
<b>Homicide Offenses (Total)</b>	<b>0</b>	<b>0.0</b>	<b>0</b>	<b>0.0</b>
Murder	0	0.0	0	0.0
Negligent Manslaughter	0	0.0	0	0.0
Negligent Vehicular Manslaughter	0	0.0	0	0.0
<b>Kidnapping/Abduction</b>	<b>0</b>	<b>0.0</b>	<b>0</b>	<b>0.0</b>
<b>Sex Offenses (Forcible) (Total)</b>	<b>0</b>	<b>0.0</b>	<b>0</b>	<b>0.0</b>
Forcible Rape	0	0.0	0	0.0
Forcible Sodomy	0	0.0	0	0.0
Sexual Assault W/Object	0	0.0	0	0.0
Forcible Fondling	0	0.0	0	0.0
<b>Robbery</b>	<b>0</b>	<b>0.0</b>	<b>0</b>	<b>0.0</b>
<b>Assault Offenses (Total)</b>	<b>0</b>	<b>0.0</b>	<b>0</b>	<b>0.0</b>
Aggravated Assault	0	0.0	0	0.0
Simple Assault	0	0.0	0	0.0
Intimidation	0	0.0	0	0.0
Stalking	0	0.0	0	0.0
<b>Arson</b>	<b>0</b>	<b>0.0</b>	<b>0</b>	<b>0.0</b>
<b>Extortion/Blackmail</b>	<b>0</b>	<b>0.0</b>	<b>0</b>	<b>0.0</b>
<b>Burglary</b>	<b>0</b>	<b>0.0</b>	<b>0</b>	<b>0.0</b>
<b>Larceny/Theft Offenses (Total)</b>	<b>2</b>	<b>0.5</b>	<b>0</b>	<b>0.0</b>
Theft - Pocket-picking	0	0.0	0	0.0
Theft - Purse Snatching	0	0.0	0	0.0
Theft - Shoplifting	0	0.0	0	0.0
Theft From Building	0	0.0	0	0.0
Theft From Coin Machine	0	0.0	0	0.0
Theft From Motor Vehicle	0	0.0	0	0.0
Theft of Motor Vehicle Parts	1	0.2	0	0.0
Theft - All Other Larceny	1	0.2	0	0.0
<b>Motor Vehicle Theft</b>	<b>0</b>	<b>0.0</b>	<b>0</b>	<b>0.0</b>
<b>Counterfeiting/Forgery</b>	<b>0</b>	<b>0.0</b>	<b>0</b>	<b>0.0</b>
<b>Fraud Offenses (Total)</b>	<b>0</b>	<b>0.0</b>	<b>0</b>	<b>0.0</b>
Fraud - Computer Hacking/Invasion	0	0.0	0	0.0
Fraud - Credit Card/ATM	0	0.0	0	0.0
Fraud - False Pretenses	0	0.0	0	0.0
Fraud - Identity Theft	0	0.0	0	0.0
Fraud - Impersonation	0	0.0	0	0.0
Fraud - Welfare	0	0.0	0	0.0
Fraud - Wire	0	0.0	0	0.0
<b>Embezzlement</b>	<b>0</b>	<b>0.0</b>	<b>0</b>	<b>0.0</b>
<b>Stolen Property Offenses</b>	<b>0</b>	<b>0.0</b>	<b>0</b>	<b>0.0</b>
<b>Destruction/Damage/Vandalism</b>	<b>0</b>	<b>0.0</b>	<b>0</b>	<b>0.0</b>
<b>Drug/Narcotic Violations (Total)</b>	<b>0</b>	<b>0.0</b>	<b>0</b>	<b>0.0</b>
Drug/Narcotic Violations	0	0.0	0	0.0
Drug/Narcotic Equipment Violations	0	0.0	0	0.0

GROUP A OFFENSES	Offense	Rate per 1,000	Cleared	% Cleared
<b>Sex Offenses (Nonforcible) (Total)</b>	<b>0</b>	<b>0.0</b>	<b>0</b>	<b>0.0</b>
Incest	0	0.0	0	0.0
Statutory Rape	0	0.0	0	0.0
<b>Pornography/Obscene Material</b>	<b>0</b>	<b>0.0</b>	<b>0</b>	<b>0.0</b>
<b>Gambling Offenses (Total)</b>	<b>0</b>	<b>0.0</b>	<b>0</b>	<b>0.0</b>
Gambling - Betting/Wagering	0	0.0	0	0.0
Gambling - Operating/Promoting	0	0.0	0	0.0
Gambling - Equipment Violations	0	0.0	0	0.0
Gambling - Sports Tampering	0	0.0	0	0.0
<b>Prostitution Offenses (Total)</b>	<b>0</b>	<b>0.0</b>	<b>0</b>	<b>0.0</b>
Prostitution	0	0.0	0	0.0
Prostitution Assisting/Promoting	0	0.0	0	0.0
Purchasing Prostitution	0	0.0	0	0.0
<b>Human Trafficking Offenses (Total)</b>	<b>0</b>	<b>0.0</b>	<b>0</b>	<b>0.0</b>
Commercial Sex Acts	0	0.0	0	0.0
Involuntary Servitude	0	0.0	0	0.0
<b>Bribery</b>	<b>0</b>	<b>0.0</b>	<b>0</b>	<b>0.0</b>
<b>Weapon Law Violations</b>	<b>0</b>	<b>0.0</b>	<b>0</b>	<b>0.0</b>
<b>Animal Cruelty</b>	<b>0</b>	<b>0.0</b>	<b>0</b>	<b>0.0</b>

GROUP B OFFENSES	Offenses	Rate per 1,000
Bad Checks	0	0.0
Curfew/Vagrancy	0	0.0
Disorderly Conduct	0	0.0
DUI	0	0.0
Drunkenness	0	0.0
Family-Non Violent	0	0.0
Liquor Law Violations	0	0.0
Peeping Tom	0	0.0
Trespass	0	0.0
All Other Offenses	0	0.0

2022 Fall Term Campus Population	
Undergraduate Enrollment	4,037
Graduate Enrollment	0
Staff Personnel	218
Faculty Personnel	140
Security Personnel	20
<b>Total Campus Population</b>	<b>4,415</b>



## Northeast State Community College - 2022

GROUP A OFFENSES	Offense	Rate per 1,000	Cleared	% Cleared
<b>Homicide Offenses (Total)</b>	<b>0</b>	<b>0.0</b>	<b>0</b>	<b>0.0</b>
Murder	0	0.0	0	0.0
Negligent Manslaughter	0	0.0	0	0.0
Negligent Vehicular Manslaughter	0	0.0	0	0.0
<b>Kidnapping/Abduction</b>	<b>0</b>	<b>0.0</b>	<b>0</b>	<b>0.0</b>
<b>Sex Offenses (Forcible) (Total)</b>	<b>0</b>	<b>0.0</b>	<b>0</b>	<b>0.0</b>
Forcible Rape	0	0.0	0	0.0
Forcible Sodomy	0	0.0	0	0.0
Sexual Assault W/Object	0	0.0	0	0.0
Forcible Fondling	0	0.0	0	0.0
<b>Robbery</b>	<b>0</b>	<b>0.0</b>	<b>0</b>	<b>0.0</b>
<b>Assault Offenses (Total)</b>	<b>0</b>	<b>0.0</b>	<b>0</b>	<b>0.0</b>
Aggravated Assault	0	0.0	0	0.0
Simple Assault	0	0.0	0	0.0
Intimidation	0	0.0	0	0.0
Stalking	0	0.0	0	0.0
<b>Arson</b>	<b>0</b>	<b>0.0</b>	<b>0</b>	<b>0.0</b>
<b>Extortion/Blackmail</b>	<b>0</b>	<b>0.0</b>	<b>0</b>	<b>0.0</b>
<b>Burglary</b>	<b>0</b>	<b>0.0</b>	<b>0</b>	<b>0.0</b>
<b>Larceny/Theft Offenses (Total)</b>	<b>4</b>	<b>1.0</b>	<b>0</b>	<b>0.0</b>
Theft - Pocket-picking	0	0.0	0	0.0
Theft - Purse Snatching	0	0.0	0	0.0
Theft - Shoplifting	0	0.0	0	0.0
Theft From Building	4	1.0	0	0.0
Theft From Coin Machine	0	0.0	0	0.0
Theft From Motor Vehicle	0	0.0	0	0.0
Theft of Motor Vehicle Parts	0	0.0	0	0.0
Theft - All Other Larceny	0	0.0	0	0.0
<b>Motor Vehicle Theft</b>	<b>0</b>	<b>0.0</b>	<b>0</b>	<b>0.0</b>
<b>Counterfeiting/Forgery</b>	<b>0</b>	<b>0.0</b>	<b>0</b>	<b>0.0</b>
<b>Fraud Offenses (Total)</b>	<b>0</b>	<b>0.0</b>	<b>0</b>	<b>0.0</b>
Fraud - Computer Hacking/Invasion	0	0.0	0	0.0
Fraud - Credit Card/ATM	0	0.0	0	0.0
Fraud - False Pretenses	0	0.0	0	0.0
Fraud - Identity Theft	0	0.0	0	0.0
Fraud - Impersonation	0	0.0	0	0.0
Fraud - Welfare	0	0.0	0	0.0
Fraud - Wire	0	0.0	0	0.0
<b>Embezzlement</b>	<b>0</b>	<b>0.0</b>	<b>0</b>	<b>0.0</b>
<b>Stolen Property Offenses</b>	<b>0</b>	<b>0.0</b>	<b>0</b>	<b>0.0</b>
<b>Destruction/Damage/Vandalism</b>	<b>5</b>	<b>1.3</b>	<b>0</b>	<b>0.0</b>
<b>Drug/Narcotic Violations (Total)</b>	<b>0</b>	<b>0.0</b>	<b>0</b>	<b>0.0</b>
Drug/Narcotic Violations	0	0.0	0	0.0
Drug/Narcotic Equipment Violations	0	0.0	0	0.0

GROUP A OFFENSES	Offense	Rate per 1,000	Cleared	% Cleared
<b>Sex Offenses (Nonforcible) (Total)</b>	<b>0</b>	<b>0.0</b>	<b>0</b>	<b>0.0</b>
Incest	0	0.0	0	0.0
Statutory Rape	0	0.0	0	0.0
<b>Pornography/Obscene Material</b>	<b>0</b>	<b>0.0</b>	<b>0</b>	<b>0.0</b>
<b>Gambling Offenses (Total)</b>	<b>0</b>	<b>0.0</b>	<b>0</b>	<b>0.0</b>
Gambling - Betting/Wagering	0	0.0	0	0.0
Gambling - Operating/Promoting	0	0.0	0	0.0
Gambling - Equipment Violations	0	0.0	0	0.0
Gambling - Sports Tampering	0	0.0	0	0.0
<b>Prostitution Offenses (Total)</b>	<b>0</b>	<b>0.0</b>	<b>0</b>	<b>0.0</b>
Prostitution	0	0.0	0	0.0
Prostitution Assisting/Promoting	0	0.0	0	0.0
Purchasing Prostitution	0	0.0	0	0.0
<b>Human Trafficking Offenses (Total)</b>	<b>0</b>	<b>0.0</b>	<b>0</b>	<b>0.0</b>
Commercial Sex Acts	0	0.0	0	0.0
Involuntary Servitude	0	0.0	0	0.0
<b>Bribery</b>	<b>0</b>	<b>0.0</b>	<b>0</b>	<b>0.0</b>
<b>Weapon Law Violations</b>	<b>1</b>	<b>0.3</b>	<b>1</b>	<b>100.0</b>
<b>Animal Cruelty</b>	<b>0</b>	<b>0.0</b>	<b>0</b>	<b>0.0</b>

GROUP B OFFENSES	Offenses	Rate per 1,000
Bad Checks	0	0.0
Curfew/Vagrancy	0	0.0
Disorderly Conduct	1	0.3
DUI	0	0.0
Drunkenness	0	0.0
Family-Non Violent	0	0.0
Liquor Law Violations	0	0.0
Peeping Tom	0	0.0
Trespass	0	0.0
All Other Offenses	0	0.0

2022 Fall Term Campus Population	
Undergraduate Enrollment	3,290
Graduate Enrollment	0
Staff Personnel	357
Faculty Personnel	265
Security Personnel	20
<b>Total Campus Population</b>	<b>3,932</b>



**Pellissippi State Community College - 2022**

<b>GROUP A OFFENSES</b>	Offense	Rate per 1,000	Cleared	% Cleared
<b>Homicide Offenses (Total)</b>	<b>0</b>	<b>0.0</b>	<b>0</b>	<b>0.0</b>
Murder	0	0.0	0	0.0
Negligent Manslaughter	0	0.0	0	0.0
Negligent Vehicular Manslaughter	0	0.0	0	0.0
<b>Kidnapping/Abduction</b>	<b>0</b>	<b>0.0</b>	<b>0</b>	<b>0.0</b>
<b>Sex Offenses (Forcible) (Total)</b>	<b>2</b>	<b>0.3</b>	<b>2</b>	<b>100.0</b>
Forcible Rape	0	0.0	0	0.0
Forcible Sodomy	1	0.1	1	100.0
Sexual Assault W/Object	0	0.0	0	0.0
Forcible Fondling	1	0.1	1	100.0
<b>Robbery</b>	<b>0</b>	<b>0.0</b>	<b>0</b>	<b>0.0</b>
<b>Assault Offenses (Total)</b>	<b>22</b>	<b>2.8</b>	<b>11</b>	<b>50.0</b>
Aggravated Assault	0	0.0	0	0.0
Simple Assault	1	0.1	1	100.0
Intimidation	7	0.9	3	42.9
Stalking	14	1.8	7	50.0
<b>Arson</b>	<b>0</b>	<b>0.0</b>	<b>0</b>	<b>0.0</b>
<b>Extortion/Blackmail</b>	<b>0</b>	<b>0.0</b>	<b>0</b>	<b>0.0</b>
<b>Burglary</b>	<b>5</b>	<b>0.6</b>	<b>0</b>	<b>0.0</b>
<b>Larceny/Theft Offenses (Total)</b>	<b>6</b>	<b>0.8</b>	<b>0</b>	<b>0.0</b>
Theft - Pocket-picking	0	0.0	0	0.0
Theft - Purse Snatching	0	0.0	0	0.0
Theft - Shoplifting	0	0.0	0	0.0
Theft From Building	4	0.5	0	0.0
Theft From Coin Machine	0	0.0	0	0.0
Theft From Motor Vehicle	2	0.3	0	0.0
Theft of Motor Vehicle Parts	0	0.0	0	0.0
Theft - All Other Larceny	0	0.0	0	0.0
<b>Motor Vehicle Theft</b>	<b>0</b>	<b>0.0</b>	<b>0</b>	<b>0.0</b>
<b>Counterfeiting/Forgery</b>	<b>0</b>	<b>0.0</b>	<b>0</b>	<b>0.0</b>
<b>Fraud Offenses (Total)</b>	<b>3</b>	<b>0.4</b>	<b>0</b>	<b>0.0</b>
Fraud - Computer Hacking/Invasion	0	0.0	0	0.0
Fraud - Credit Card/ATM	0	0.0	0	0.0
Fraud - False Pretenses	0	0.0	0	0.0
Fraud - Identity Theft	0	0.0	0	0.0
Fraud - Impersonation	0	0.0	0	0.0
Fraud - Welfare	0	0.0	0	0.0
Fraud - Wire	3	0.4	0	0.0
<b>Embezzlement</b>	<b>0</b>	<b>0.0</b>	<b>0</b>	<b>0.0</b>
<b>Stolen Property Offenses</b>	<b>0</b>	<b>0.0</b>	<b>0</b>	<b>0.0</b>
<b>Destruction/Damage/Vandalism</b>	<b>11</b>	<b>1.4</b>	<b>3</b>	<b>27.3</b>
<b>Drug/Narcotic Violations (Total)</b>	<b>0</b>	<b>0.0</b>	<b>0</b>	<b>0.0</b>
Drug/Narcotic Violations	0	0.0	0	0.0
Drug/Narcotic Equipment Violations	0	0.0	0	0.0

<b>GROUP A OFFENSES</b>	Offense	Rate per 1,000	Cleared	% Cleared
<b>Sex Offenses (Nonforcible) (Total)</b>	<b>0</b>	<b>0.0</b>	<b>0</b>	<b>0.0</b>
Incest	0	0.0	0	0.0
Statutory Rape	0	0.0	0	0.0
<b>Pornography/Obscene Material</b>	<b>0</b>	<b>0.0</b>	<b>0</b>	<b>0.0</b>
<b>Gambling Offenses (Total)</b>	<b>0</b>	<b>0.0</b>	<b>0</b>	<b>0.0</b>
Gambling - Betting/Wagering	0	0.0	0	0.0
Gambling - Operating/Promoting	0	0.0	0	0.0
Gambling - Equipment Violations	0	0.0	0	0.0
Gambling - Sports Tampering	0	0.0	0	0.0
<b>Prostitution Offenses (Total)</b>	<b>0</b>	<b>0.0</b>	<b>0</b>	<b>0.0</b>
Prostitution	0	0.0	0	0.0
Prostitution Assisting/Promoting	0	0.0	0	0.0
Purchasing Prostitution	0	0.0	0	0.0
<b>Human Trafficking Offenses (Total)</b>	<b>0</b>	<b>0.0</b>	<b>0</b>	<b>0.0</b>
Commercial Sex Acts	0	0.0	0	0.0
Involuntary Servitude	0	0.0	0	0.0
<b>Bribery</b>	<b>0</b>	<b>0.0</b>	<b>0</b>	<b>0.0</b>
<b>Weapon Law Violations</b>	<b>2</b>	<b>0.3</b>	<b>2</b>	<b>100.0</b>
<b>Animal Cruelty</b>	<b>0</b>	<b>0.0</b>	<b>0</b>	<b>0.0</b>

<b>GROUP B OFFENSES</b>	Offenses	Rate per 1,000
Bad Checks	0	0.0
Curfew/Vagrancy	0	0.0
Disorderly Conduct	2	0.3
DUI	0	0.0
Drunkenness	0	0.0
Family-Non Violent	0	0.0
Liquor Law Violations	0	0.0
Peeping Tom	0	0.0
Trespass	0	0.0
All Other Offenses	0	0.0

<b>2022 Fall Term Campus Population</b>	
Undergraduate Enrollment	6,918
Graduate Enrollment	0
Staff Personnel	564
Faculty Personnel	456
Security Personnel	33
<b>Total Campus Population</b>	<b>7,971</b>



## Pentecostal Theological Seminary - 2022

GROUP A OFFENSES	Offense	Rate per 1,000	Cleared	% Cleared
<b>Homicide Offenses (Total)</b>	<b>0</b>	<b>0.0</b>	<b>0</b>	<b>0.0</b>
Murder	0	0.0	0	0.0
Negligent Manslaughter	0	0.0	0	0.0
Negligent Vehicular Manslaughter	0	0.0	0	0.0
<b>Kidnapping/Abduction</b>	<b>0</b>	<b>0.0</b>	<b>0</b>	<b>0.0</b>
<b>Sex Offenses (Forcible) (Total)</b>	<b>0</b>	<b>0.0</b>	<b>0</b>	<b>0.0</b>
Forcible Rape	0	0.0	0	0.0
Forcible Sodomy	0	0.0	0	0.0
Sexual Assault W/Object	0	0.0	0	0.0
Forcible Fondling	0	0.0	0	0.0
<b>Robbery</b>	<b>0</b>	<b>0.0</b>	<b>0</b>	<b>0.0</b>
<b>Assault Offenses (Total)</b>	<b>0</b>	<b>0.0</b>	<b>0</b>	<b>0.0</b>
Aggravated Assault	0	0.0	0	0.0
Simple Assault	0	0.0	0	0.0
Intimidation	0	0.0	0	0.0
Stalking	0	0.0	0	0.0
<b>Arson</b>	<b>0</b>	<b>0.0</b>	<b>0</b>	<b>0.0</b>
<b>Extortion/Blackmail</b>	<b>0</b>	<b>0.0</b>	<b>0</b>	<b>0.0</b>
<b>Burglary</b>	<b>0</b>	<b>0.0</b>	<b>0</b>	<b>0.0</b>
<b>Larceny/Theft Offenses (Total)</b>	<b>0</b>	<b>0.0</b>	<b>0</b>	<b>0.0</b>
Theft - Pocket-picking	0	0.0	0	0.0
Theft - Purse Snatching	0	0.0	0	0.0
Theft - Shoplifting	0	0.0	0	0.0
Theft From Building	0	0.0	0	0.0
Theft From Coin Machine	0	0.0	0	0.0
Theft From Motor Vehicle	0	0.0	0	0.0
Theft of Motor Vehicle Parts	0	0.0	0	0.0
Theft - All Other Larceny	0	0.0	0	0.0
<b>Motor Vehicle Theft</b>	<b>0</b>	<b>0.0</b>	<b>0</b>	<b>0.0</b>
<b>Counterfeiting/Forgery</b>	<b>0</b>	<b>0.0</b>	<b>0</b>	<b>0.0</b>
<b>Fraud Offenses (Total)</b>	<b>0</b>	<b>0.0</b>	<b>0</b>	<b>0.0</b>
Fraud - Computer Hacking/Invasion	0	0.0	0	0.0
Fraud - Credit Card/ATM	0	0.0	0	0.0
Fraud - False Pretenses	0	0.0	0	0.0
Fraud - Identity Theft	0	0.0	0	0.0
Fraud - Impersonation	0	0.0	0	0.0
Fraud - Welfare	0	0.0	0	0.0
Fraud - Wire	0	0.0	0	0.0
<b>Embezzlement</b>	<b>0</b>	<b>0.0</b>	<b>0</b>	<b>0.0</b>
<b>Stolen Property Offenses</b>	<b>0</b>	<b>0.0</b>	<b>0</b>	<b>0.0</b>
<b>Destruction/Damage/Vandalism</b>	<b>0</b>	<b>0.0</b>	<b>0</b>	<b>0.0</b>
<b>Drug/Narcotic Violations (Total)</b>	<b>0</b>	<b>0.0</b>	<b>0</b>	<b>0.0</b>
Drug/Narcotic Violations	0	0.0	0	0.0
Drug/Narcotic Equipment Violations	0	0.0	0	0.0

GROUP A OFFENSES	Offense	Rate per 1,000	Cleared	% Cleared
<b>Sex Offenses (Nonforcible) (Total)</b>	<b>0</b>	<b>0.0</b>	<b>0</b>	<b>0.0</b>
Incest	0	0.0	0	0.0
Statutory Rape	0	0.0	0	0.0
<b>Pornography/Obscene Material</b>	<b>0</b>	<b>0.0</b>	<b>0</b>	<b>0.0</b>
<b>Gambling Offenses (Total)</b>	<b>0</b>	<b>0.0</b>	<b>0</b>	<b>0.0</b>
Gambling - Betting/Wagering	0	0.0	0	0.0
Gambling - Operating/Promoting	0	0.0	0	0.0
Gambling - Equipment Violations	0	0.0	0	0.0
Gambling - Sports Tampering	0	0.0	0	0.0
<b>Prostitution Offenses (Total)</b>	<b>0</b>	<b>0.0</b>	<b>0</b>	<b>0.0</b>
Prostitution	0	0.0	0	0.0
Prostitution Assisting/Promoting	0	0.0	0	0.0
Purchasing Prostitution	0	0.0	0	0.0
<b>Human Trafficking Offenses (Total)</b>	<b>0</b>	<b>0.0</b>	<b>0</b>	<b>0.0</b>
Commercial Sex Acts	0	0.0	0	0.0
Involuntary Servitude	0	0.0	0	0.0
<b>Bribery</b>	<b>0</b>	<b>0.0</b>	<b>0</b>	<b>0.0</b>
<b>Weapon Law Violations</b>	<b>0</b>	<b>0.0</b>	<b>0</b>	<b>0.0</b>
<b>Animal Cruelty</b>	<b>0</b>	<b>0.0</b>	<b>0</b>	<b>0.0</b>

GROUP B OFFENSES	Offenses	Rate per 1,000
Bad Checks	0	0.0
Curfew/Vagrancy	0	0.0
Disorderly Conduct	0	0.0
DUI	0	0.0
Drunkenness	0	0.0
Family-Non Violent	0	0.0
Liquor Law Violations	0	0.0
Peeping Tom	0	0.0
Trespass	0	0.0
All Other Offenses	0	0.0

2022 Fall Term Campus Population	
Undergraduate Enrollment	89
Graduate Enrollment	342
Staff Personnel	35
Faculty Personnel	44
Security Personnel	0
<b>Total Campus Population</b>	<b>510</b>



## Rhodes College - 2022

GROUP A OFFENSES	Offense	Rate per 1,000	Cleared	% Cleared
<b>Homicide Offenses (Total)</b>	<b>0</b>	<b>0.0</b>	<b>0</b>	<b>0.0</b>
Murder	0	0.0	0	0.0
Negligent Manslaughter	0	0.0	0	0.0
Negligent Vehicular Manslaughter	0	0.0	0	0.0
<b>Kidnapping/Abduction</b>	<b>0</b>	<b>0.0</b>	<b>0</b>	<b>0.0</b>
<b>Sex Offenses (Forcible) (Total)</b>	<b>2</b>	<b>0.8</b>	<b>1</b>	<b>50.0</b>
Forcible Rape	1	0.4	1	100.0
Forcible Sodomy	0	0.0	0	0.0
Sexual Assault W/Object	0	0.0	0	0.0
Forcible Fondling	1	0.4	0	0.0
<b>Robbery</b>	<b>1</b>	<b>0.4</b>	<b>0</b>	<b>0.0</b>
<b>Assault Offenses (Total)</b>	<b>11</b>	<b>4.4</b>	<b>3</b>	<b>27.3</b>
Aggravated Assault	2	0.8	0	0.0
Simple Assault	5	2.0	2	40.0
Intimidation	1	0.4	0	0.0
Stalking	3	1.2	1	33.3
<b>Arson</b>	<b>0</b>	<b>0.0</b>	<b>0</b>	<b>0.0</b>
<b>Extortion/Blackmail</b>	<b>0</b>	<b>0.0</b>	<b>0</b>	<b>0.0</b>
<b>Burglary</b>	<b>5</b>	<b>2.0</b>	<b>3</b>	<b>60.0</b>
<b>Larceny/Theft Offenses (Total)</b>	<b>31</b>	<b>12.4</b>	<b>7</b>	<b>22.6</b>
Theft - Pocket-picking	0	0.0	0	0.0
Theft - Purse Snatching	0	0.0	0	0.0
Theft - Shoplifting	0	0.0	0	0.0
Theft From Building	12	4.8	3	25.0
Theft From Coin Machine	0	0.0	0	0.0
Theft From Motor Vehicle	4	1.6	0	0.0
Theft of Motor Vehicle Parts	0	0.0	0	0.0
Theft - All Other Larceny	15	6.0	4	26.7
<b>Motor Vehicle Theft</b>	<b>9</b>	<b>3.6</b>	<b>0</b>	<b>0.0</b>
<b>Counterfeiting/Forgery</b>	<b>11</b>	<b>4.4</b>	<b>9</b>	<b>81.8</b>
<b>Fraud Offenses (Total)</b>	<b>0</b>	<b>0.0</b>	<b>0</b>	<b>0.0</b>
Fraud - Computer Hacking/Invasion	0	0.0	0	0.0
Fraud - Credit Card/ATM	0	0.0	0	0.0
Fraud - False Pretenses	0	0.0	0	0.0
Fraud - Identity Theft	0	0.0	0	0.0
Fraud - Impersonation	0	0.0	0	0.0
Fraud - Welfare	0	0.0	0	0.0
Fraud - Wire	0	0.0	0	0.0
<b>Embezzlement</b>	<b>0</b>	<b>0.0</b>	<b>0</b>	<b>0.0</b>
<b>Stolen Property Offenses</b>	<b>0</b>	<b>0.0</b>	<b>0</b>	<b>0.0</b>
<b>Destruction/Damage/Vandalism</b>	<b>39</b>	<b>15.6</b>	<b>6</b>	<b>15.4</b>
<b>Drug/Narcotic Violations (Total)</b>	<b>26</b>	<b>10.4</b>	<b>16</b>	<b>61.5</b>
Drug/Narcotic Violations	12	4.8	8	66.7
Drug/Narcotic Equipment Violations	14	5.6	8	57.1

GROUP A OFFENSES	Offense	Rate per 1,000	Cleared	% Cleared
<b>Sex Offenses (Nonforcible) (Total)</b>	<b>0</b>	<b>0.0</b>	<b>0</b>	<b>0.0</b>
Incest	0	0.0	0	0.0
Statutory Rape	0	0.0	0	0.0
<b>Pornography/Obscene Material</b>	<b>0</b>	<b>0.0</b>	<b>0</b>	<b>0.0</b>
<b>Gambling Offenses (Total)</b>	<b>0</b>	<b>0.0</b>	<b>0</b>	<b>0.0</b>
Gambling - Betting/Wagering	0	0.0	0	0.0
Gambling - Operating/Promoting	0	0.0	0	0.0
Gambling - Equipment Violations	0	0.0	0	0.0
Gambling - Sports Tampering	0	0.0	0	0.0
<b>Prostitution Offenses (Total)</b>	<b>0</b>	<b>0.0</b>	<b>0</b>	<b>0.0</b>
Prostitution	0	0.0	0	0.0
Prostitution Assisting/Promoting	0	0.0	0	0.0
Purchasing Prostitution	0	0.0	0	0.0
<b>Human Trafficking Offenses (Total)</b>	<b>0</b>	<b>0.0</b>	<b>0</b>	<b>0.0</b>
Commercial Sex Acts	0	0.0	0	0.0
Involuntary Servitude	0	0.0	0	0.0
<b>Bribery</b>	<b>0</b>	<b>0.0</b>	<b>0</b>	<b>0.0</b>
<b>Weapon Law Violations</b>	<b>0</b>	<b>0.0</b>	<b>0</b>	<b>0.0</b>
<b>Animal Cruelty</b>	<b>0</b>	<b>0.0</b>	<b>0</b>	<b>0.0</b>

GROUP B OFFENSES	Offenses	Rate per 1,000
Bad Checks	0	0.0
Curfew/Vagrancy	0	0.0
Disorderly Conduct	6	2.4
DUI	0	0.0
Drunkenness	0	0.0
Family-Non Violent	0	0.0
Liquor Law Violations	65	26.1
Peeping Tom	0	0.0
Trespass	9	3.6
All Other Offenses	0	0.0

2022 Fall Term Campus Population	
Undergraduate Enrollment	1,937
Graduate Enrollment	12
Staff Personnel	290
Faculty Personnel	229
Security Personnel	25
<b>Total Campus Population</b>	<b>2,493</b>



## Roane State Community College - 2022

GROUP A OFFENSES	Offense	Rate per 1,000	Cleared	% Cleared
<b>Homicide Offenses (Total)</b>	<b>0</b>	<b>0.0</b>	<b>0</b>	<b>0.0</b>
Murder	0	0.0	0	0.0
Negligent Manslaughter	0	0.0	0	0.0
Negligent Vehicular Manslaughter	0	0.0	0	0.0
<b>Kidnapping/Abduction</b>	<b>0</b>	<b>0.0</b>	<b>0</b>	<b>0.0</b>
<b>Sex Offenses (Forcible) (Total)</b>	<b>0</b>	<b>0.0</b>	<b>0</b>	<b>0.0</b>
Forcible Rape	0	0.0	0	0.0
Forcible Sodomy	0	0.0	0	0.0
Sexual Assault W/Object	0	0.0	0	0.0
Forcible Fondling	0	0.0	0	0.0
<b>Robbery</b>	<b>0</b>	<b>0.0</b>	<b>0</b>	<b>0.0</b>
<b>Assault Offenses (Total)</b>	<b>7</b>	<b>1.2</b>	<b>2</b>	<b>28.6</b>
Aggravated Assault	0	0.0	0	0.0
Simple Assault	1	0.2	0	0.0
Intimidation	3	0.5	0	0.0
Stalking	3	0.5	2	66.7
<b>Arson</b>	<b>0</b>	<b>0.0</b>	<b>0</b>	<b>0.0</b>
<b>Extortion/Blackmail</b>	<b>0</b>	<b>0.0</b>	<b>0</b>	<b>0.0</b>
<b>Burglary</b>	<b>1</b>	<b>0.2</b>	<b>0</b>	<b>0.0</b>
<b>Larceny/Theft Offenses (Total)</b>	<b>0</b>	<b>0.0</b>	<b>0</b>	<b>0.0</b>
Theft - Pocket-picking	0	0.0	0	0.0
Theft - Purse Snatching	0	0.0	0	0.0
Theft - Shoplifting	0	0.0	0	0.0
Theft From Building	0	0.0	0	0.0
Theft From Coin Machine	0	0.0	0	0.0
Theft From Motor Vehicle	0	0.0	0	0.0
Theft of Motor Vehicle Parts	0	0.0	0	0.0
Theft - All Other Larceny	0	0.0	0	0.0
<b>Motor Vehicle Theft</b>	<b>0</b>	<b>0.0</b>	<b>0</b>	<b>0.0</b>
<b>Counterfeiting/Forgery</b>	<b>0</b>	<b>0.0</b>	<b>0</b>	<b>0.0</b>
<b>Fraud Offenses (Total)</b>	<b>0</b>	<b>0.0</b>	<b>0</b>	<b>0.0</b>
Fraud - Computer Hacking/Invasion	0	0.0	0	0.0
Fraud - Credit Card/ATM	0	0.0	0	0.0
Fraud - False Pretenses	0	0.0	0	0.0
Fraud - Identity Theft	0	0.0	0	0.0
Fraud - Impersonation	0	0.0	0	0.0
Fraud - Welfare	0	0.0	0	0.0
Fraud - Wire	0	0.0	0	0.0
<b>Embezzlement</b>	<b>0</b>	<b>0.0</b>	<b>0</b>	<b>0.0</b>
<b>Stolen Property Offenses</b>	<b>0</b>	<b>0.0</b>	<b>0</b>	<b>0.0</b>
<b>Destruction/Damage/Vandalism</b>	<b>0</b>	<b>0.0</b>	<b>0</b>	<b>0.0</b>
<b>Drug/Narcotic Violations (Total)</b>	<b>0</b>	<b>0.0</b>	<b>0</b>	<b>0.0</b>
Drug/Narcotic Violations	0	0.0	0	0.0
Drug/Narcotic Equipment Violations	0	0.0	0	0.0

GROUP A OFFENSES	Offense	Rate per 1,000	Cleared	% Cleared
<b>Sex Offenses (Nonforcible) (Total)</b>	<b>0</b>	<b>0.0</b>	<b>0</b>	<b>0.0</b>
Incest	0	0.0	0	0.0
Statutory Rape	0	0.0	0	0.0
<b>Pornography/Obscene Material</b>	<b>0</b>	<b>0.0</b>	<b>0</b>	<b>0.0</b>
<b>Gambling Offenses (Total)</b>	<b>0</b>	<b>0.0</b>	<b>0</b>	<b>0.0</b>
Gambling - Betting/Wagering	0	0.0	0	0.0
Gambling - Operating/Promoting	0	0.0	0	0.0
Gambling - Equipment Violations	0	0.0	0	0.0
Gambling - Sports Tampering	0	0.0	0	0.0
<b>Prostitution Offenses (Total)</b>	<b>0</b>	<b>0.0</b>	<b>0</b>	<b>0.0</b>
Prostitution	0	0.0	0	0.0
Prostitution Assisting/Promoting	0	0.0	0	0.0
Purchasing Prostitution	0	0.0	0	0.0
<b>Human Trafficking Offenses (Total)</b>	<b>0</b>	<b>0.0</b>	<b>0</b>	<b>0.0</b>
Commercial Sex Acts	0	0.0	0	0.0
Involuntary Servitude	0	0.0	0	0.0
<b>Bribery</b>	<b>0</b>	<b>0.0</b>	<b>0</b>	<b>0.0</b>
<b>Weapon Law Violations</b>	<b>0</b>	<b>0.0</b>	<b>0</b>	<b>0.0</b>
<b>Animal Cruelty</b>	<b>0</b>	<b>0.0</b>	<b>0</b>	<b>0.0</b>

GROUP B OFFENSES	Offenses	Rate per 1,000
Bad Checks	0	0.0
Curfew/Vagrancy	0	0.0
Disorderly Conduct	0	0.0
DUI	0	0.0
Drunkenness	0	0.0
Family-Non Violent	0	0.0
Liquor Law Violations	0	0.0
Peeping Tom	0	0.0
Trespass	0	0.0
All Other Offenses	0	0.0

2022 Fall Term Campus Population	
Undergraduate Enrollment	4,707
Graduate Enrollment	0
Staff Personnel	611
Faculty Personnel	360
Security Personnel	0
<b>Total Campus Population</b>	<b>5,678</b>



## Southern Adventist University - 2022

GROUP A OFFENSES	Offense	Rate per 1,000	Cleared	% Cleared
<b>Homicide Offenses (Total)</b>	<b>0</b>	<b>0.0</b>	<b>0</b>	<b>0.0</b>
Murder	0	0.0	0	0.0
Negligent Manslaughter	0	0.0	0	0.0
Negligent Vehicular Manslaughter	0	0.0	0	0.0
<b>Kidnapping/Abduction</b>	<b>0</b>	<b>0.0</b>	<b>0</b>	<b>0.0</b>
<b>Sex Offenses (Forcible) (Total)</b>	<b>0</b>	<b>0.0</b>	<b>0</b>	<b>0.0</b>
Forcible Rape	0	0.0	0	0.0
Forcible Sodomy	0	0.0	0	0.0
Sexual Assault W/Object	0	0.0	0	0.0
Forcible Fondling	0	0.0	0	0.0
<b>Robbery</b>	<b>0</b>	<b>0.0</b>	<b>0</b>	<b>0.0</b>
<b>Assault Offenses (Total)</b>	<b>5</b>	<b>1.5</b>	<b>4</b>	<b>80.0</b>
Aggravated Assault	0	0.0	0	0.0
Simple Assault	1	0.3	1	100.0
Intimidation	0	0.0	0	0.0
Stalking	4	1.2	3	75.0
<b>Arson</b>	<b>0</b>	<b>0.0</b>	<b>0</b>	<b>0.0</b>
<b>Extortion/Blackmail</b>	<b>0</b>	<b>0.0</b>	<b>0</b>	<b>0.0</b>
<b>Burglary</b>	<b>1</b>	<b>0.3</b>	<b>0</b>	<b>0.0</b>
<b>Larceny/Theft Offenses (Total)</b>	<b>17</b>	<b>5.0</b>	<b>0</b>	<b>0.0</b>
Theft - Pocket-picking	0	0.0	0	0.0
Theft - Purse Snatching	0	0.0	0	0.0
Theft - Shoplifting	9	2.6	0	0.0
Theft From Building	5	1.5	0	0.0
Theft From Coin Machine	0	0.0	0	0.0
Theft From Motor Vehicle	1	0.3	0	0.0
Theft of Motor Vehicle Parts	0	0.0	0	0.0
Theft - All Other Larceny	2	0.6	0	0.0
<b>Motor Vehicle Theft</b>	<b>0</b>	<b>0.0</b>	<b>0</b>	<b>0.0</b>
<b>Counterfeiting/Forgery</b>	<b>0</b>	<b>0.0</b>	<b>0</b>	<b>0.0</b>
<b>Fraud Offenses (Total)</b>	<b>2</b>	<b>0.6</b>	<b>0</b>	<b>0.0</b>
Fraud - Computer Hacking/Invasion	0	0.0	0	0.0
Fraud - Credit Card/ATM	2	0.6	0	0.0
Fraud - False Pretenses	0	0.0	0	0.0
Fraud - Identity Theft	0	0.0	0	0.0
Fraud - Impersonation	0	0.0	0	0.0
Fraud - Welfare	0	0.0	0	0.0
Fraud - Wire	0	0.0	0	0.0
<b>Embezzlement</b>	<b>1</b>	<b>0.3</b>	<b>1</b>	<b>100.0</b>
<b>Stolen Property Offenses</b>	<b>0</b>	<b>0.0</b>	<b>0</b>	<b>0.0</b>
<b>Destruction/Damage/Vandalism</b>	<b>16</b>	<b>4.7</b>	<b>0</b>	<b>0.0</b>
<b>Drug/Narcotic Violations (Total)</b>	<b>1</b>	<b>0.3</b>	<b>1</b>	<b>100.0</b>
Drug/Narcotic Violations	1	0.3	1	100.0
Drug/Narcotic Equipment Violations	0	0.0	0	0.0

GROUP A OFFENSES	Offense	Rate per 1,000	Cleared	% Cleared
<b>Sex Offenses (Nonforcible) (Total)</b>	<b>0</b>	<b>0.0</b>	<b>0</b>	<b>0.0</b>
Incest	0	0.0	0	0.0
Statutory Rape	0	0.0	0	0.0
<b>Pornography/Obscene Material</b>	<b>0</b>	<b>0.0</b>	<b>0</b>	<b>0.0</b>
<b>Gambling Offenses (Total)</b>	<b>0</b>	<b>0.0</b>	<b>0</b>	<b>0.0</b>
Gambling - Betting/Wagering	0	0.0	0	0.0
Gambling - Operating/Promoting	0	0.0	0	0.0
Gambling - Equipment Violations	0	0.0	0	0.0
Gambling - Sports Tampering	0	0.0	0	0.0
<b>Prostitution Offenses (Total)</b>	<b>0</b>	<b>0.0</b>	<b>0</b>	<b>0.0</b>
Prostitution	0	0.0	0	0.0
Prostitution Assisting/Promoting	0	0.0	0	0.0
Purchasing Prostitution	0	0.0	0	0.0
<b>Human Trafficking Offenses (Total)</b>	<b>0</b>	<b>0.0</b>	<b>0</b>	<b>0.0</b>
Commercial Sex Acts	0	0.0	0	0.0
Involuntary Servitude	0	0.0	0	0.0
<b>Bribery</b>	<b>0</b>	<b>0.0</b>	<b>0</b>	<b>0.0</b>
<b>Weapon Law Violations</b>	<b>0</b>	<b>0.0</b>	<b>0</b>	<b>0.0</b>
<b>Animal Cruelty</b>	<b>0</b>	<b>0.0</b>	<b>0</b>	<b>0.0</b>

GROUP B OFFENSES	Offenses	Rate per 1,000
Bad Checks	0	0.0
Curfew/Vagrancy	0	0.0
Disorderly Conduct	0	0.0
DUI	0	0.0
Drunkenness	0	0.0
Family-Non Violent	0	0.0
Liquor Law Violations	0	0.0
Peeping Tom	0	0.0
Trespass	0	0.0
All Other Offenses	0	0.0

2022 Fall Term Campus Population	
Undergraduate Enrollment	2,571
Graduate Enrollment	332
Staff Personnel	344
Faculty Personnel	169
Security Personnel	11
<b>Total Campus Population</b>	<b>3,427</b>





## Southern College of Optometry - 2022

GROUP A OFFENSES	Offense	Rate per 1,000	Cleared	% Cleared
<b>Homicide Offenses (Total)</b>	<b>1</b>	<b>1.4</b>	<b>0</b>	<b>0.0</b>
Murder	1	1.4	0	0.0
Negligent Manslaughter	0	0.0	0	0.0
Negligent Vehicular Manslaughter	0	0.0	0	0.0
<b>Kidnapping/Abduction</b>	<b>0</b>	<b>0.0</b>	<b>0</b>	<b>0.0</b>
<b>Sex Offenses (Forcible) (Total)</b>	<b>0</b>	<b>0.0</b>	<b>0</b>	<b>0.0</b>
Forcible Rape	0	0.0	0	0.0
Forcible Sodomy	0	0.0	0	0.0
Sexual Assault W/Object	0	0.0	0	0.0
Forcible Fondling	0	0.0	0	0.0
<b>Robbery</b>	<b>0</b>	<b>0.0</b>	<b>0</b>	<b>0.0</b>
<b>Assault Offenses (Total)</b>	<b>1</b>	<b>1.4</b>	<b>0</b>	<b>0.0</b>
Aggravated Assault	0	0.0	0	0.0
Simple Assault	0	0.0	0	0.0
Intimidation	1	1.4	0	0.0
Stalking	0	0.0	0	0.0
<b>Arson</b>	<b>0</b>	<b>0.0</b>	<b>0</b>	<b>0.0</b>
<b>Extortion/Blackmail</b>	<b>0</b>	<b>0.0</b>	<b>0</b>	<b>0.0</b>
<b>Burglary</b>	<b>0</b>	<b>0.0</b>	<b>0</b>	<b>0.0</b>
<b>Larceny/Theft Offenses (Total)</b>	<b>3</b>	<b>4.1</b>	<b>0</b>	<b>0.0</b>
Theft - Pocket-picking	0	0.0	0	0.0
Theft - Purse Snatching	0	0.0	0	0.0
Theft - Shoplifting	0	0.0	0	0.0
Theft From Building	0	0.0	0	0.0
Theft From Coin Machine	0	0.0	0	0.0
Theft From Motor Vehicle	1	1.4	0	0.0
Theft of Motor Vehicle Parts	0	0.0	0	0.0
Theft - All Other Larceny	2	2.7	0	0.0
<b>Motor Vehicle Theft</b>	<b>1</b>	<b>1.4</b>	<b>1</b>	<b>100.0</b>
<b>Counterfeiting/Forgery</b>	<b>0</b>	<b>0.0</b>	<b>0</b>	<b>0.0</b>
<b>Fraud Offenses (Total)</b>	<b>0</b>	<b>0.0</b>	<b>0</b>	<b>0.0</b>
Fraud - Computer Hacking/Invasion	0	0.0	0	0.0
Fraud - Credit Card/ATM	0	0.0	0	0.0
Fraud - False Pretenses	0	0.0	0	0.0
Fraud - Identity Theft	0	0.0	0	0.0
Fraud - Impersonation	0	0.0	0	0.0
Fraud - Welfare	0	0.0	0	0.0
Fraud - Wire	0	0.0	0	0.0
<b>Embezzlement</b>	<b>0</b>	<b>0.0</b>	<b>0</b>	<b>0.0</b>
<b>Stolen Property Offenses</b>	<b>0</b>	<b>0.0</b>	<b>0</b>	<b>0.0</b>
<b>Destruction/Damage/Vandalism</b>	<b>1</b>	<b>1.4</b>	<b>0</b>	<b>0.0</b>
<b>Drug/Narcotic Violations (Total)</b>	<b>0</b>	<b>0.0</b>	<b>0</b>	<b>0.0</b>
Drug/Narcotic Violations	0	0.0	0	0.0
Drug/Narcotic Equipment Violations	0	0.0	0	0.0

GROUP A OFFENSES	Offense	Rate per 1,000	Cleared	% Cleared
<b>Sex Offenses (Nonforcible) (Total)</b>	<b>0</b>	<b>0.0</b>	<b>0</b>	<b>0.0</b>
Incest	0	0.0	0	0.0
Statutory Rape	0	0.0	0	0.0
<b>Pornography/Obscene Material</b>	<b>0</b>	<b>0.0</b>	<b>0</b>	<b>0.0</b>
<b>Gambling Offenses (Total)</b>	<b>0</b>	<b>0.0</b>	<b>0</b>	<b>0.0</b>
Gambling - Betting/Wagering	0	0.0	0	0.0
Gambling - Operating/Promoting	0	0.0	0	0.0
Gambling - Equipment Violations	0	0.0	0	0.0
Gambling - Sports Tampering	0	0.0	0	0.0
<b>Prostitution Offenses (Total)</b>	<b>0</b>	<b>0.0</b>	<b>0</b>	<b>0.0</b>
Prostitution	0	0.0	0	0.0
Prostitution Assisting/Promoting	0	0.0	0	0.0
Purchasing Prostitution	0	0.0	0	0.0
<b>Human Trafficking Offenses (Total)</b>	<b>0</b>	<b>0.0</b>	<b>0</b>	<b>0.0</b>
Commercial Sex Acts	0	0.0	0	0.0
Involuntary Servitude	0	0.0	0	0.0
<b>Bribery</b>	<b>0</b>	<b>0.0</b>	<b>0</b>	<b>0.0</b>
<b>Weapon Law Violations</b>	<b>0</b>	<b>0.0</b>	<b>0</b>	<b>0.0</b>
<b>Animal Cruelty</b>	<b>0</b>	<b>0.0</b>	<b>0</b>	<b>0.0</b>

GROUP B OFFENSES	Offenses	Rate per 1,000
Bad Checks	0	0.0
Curfew/Vagrancy	0	0.0
Disorderly Conduct	0	0.0
DUI	0	0.0
Drunkenness	0	0.0
Family-Non Violent	0	0.0
Liquor Law Violations	0	0.0
Peeping Tom	0	0.0
Trespass	0	0.0
All Other Offenses	0	0.0

2022 Fall Term Campus Population	
Undergraduate Enrollment	0
Graduate Enrollment	532
Staff Personnel	114
Faculty Personnel	78
Security Personnel	10
<b>Total Campus Population</b>	<b>734</b>





## Southwest Tennessee Community College - 2022

GROUP A OFFENSES	Offense	Rate per 1,000	Cleared	% Cleared
<b>Homicide Offenses (Total)</b>	<b>0</b>	<b>0.0</b>	<b>0</b>	<b>0.0</b>
Murder	0	0.0	0	0.0
Negligent Manslaughter	0	0.0	0	0.0
Negligent Vehicular Manslaughter	0	0.0	0	0.0
<b>Kidnapping/Abduction</b>	<b>0</b>	<b>0.0</b>	<b>0</b>	<b>0.0</b>
<b>Sex Offenses (Forcible) (Total)</b>	<b>0</b>	<b>0.0</b>	<b>0</b>	<b>0.0</b>
Forcible Rape	0	0.0	0	0.0
Forcible Sodomy	0	0.0	0	0.0
Sexual Assault W/Object	0	0.0	0	0.0
Forcible Fondling	0	0.0	0	0.0
<b>Robbery</b>	<b>0</b>	<b>0.0</b>	<b>0</b>	<b>0.0</b>
<b>Assault Offenses (Total)</b>	<b>5</b>	<b>1.2</b>	<b>1</b>	<b>20.0</b>
Aggravated Assault	0	0.0	0	0.0
Simple Assault	3	0.7	1	33.3
Intimidation	2	0.5	0	0.0
Stalking	0	0.0	0	0.0
<b>Arson</b>	<b>0</b>	<b>0.0</b>	<b>0</b>	<b>0.0</b>
<b>Extortion/Blackmail</b>	<b>0</b>	<b>0.0</b>	<b>0</b>	<b>0.0</b>
<b>Burglary</b>	<b>0</b>	<b>0.0</b>	<b>0</b>	<b>0.0</b>
<b>Larceny/Theft Offenses (Total)</b>	<b>4</b>	<b>0.9</b>	<b>1</b>	<b>25.0</b>
Theft - Pocket-picking	0	0.0	0	0.0
Theft - Purse Snatching	0	0.0	0	0.0
Theft - Shoplifting	0	0.0	0	0.0
Theft From Building	3	0.7	1	33.3
Theft From Coin Machine	0	0.0	0	0.0
Theft From Motor Vehicle	1	0.2	0	0.0
Theft of Motor Vehicle Parts	0	0.0	0	0.0
Theft - All Other Larceny	0	0.0	0	0.0
<b>Motor Vehicle Theft</b>	<b>0</b>	<b>0.0</b>	<b>0</b>	<b>0.0</b>
<b>Counterfeiting/Forgery</b>	<b>0</b>	<b>0.0</b>	<b>0</b>	<b>0.0</b>
<b>Fraud Offenses (Total)</b>	<b>1</b>	<b>0.2</b>	<b>0</b>	<b>0.0</b>
Fraud - Computer Hacking/Invasion	0	0.0	0	0.0
Fraud - Credit Card/ATM	0	0.0	0	0.0
Fraud - False Pretenses	1	0.2	0	0.0
Fraud - Identity Theft	0	0.0	0	0.0
Fraud - Impersonation	0	0.0	0	0.0
Fraud - Welfare	0	0.0	0	0.0
Fraud - Wire	0	0.0	0	0.0
<b>Embezzlement</b>	<b>0</b>	<b>0.0</b>	<b>0</b>	<b>0.0</b>
<b>Stolen Property Offenses</b>	<b>0</b>	<b>0.0</b>	<b>0</b>	<b>0.0</b>
<b>Destruction/Damage/Vandalism</b>	<b>1</b>	<b>0.2</b>	<b>0</b>	<b>0.0</b>
<b>Drug/Narcotic Violations (Total)</b>	<b>0</b>	<b>0.0</b>	<b>0</b>	<b>0.0</b>
Drug/Narcotic Violations	0	0.0	0	0.0
Drug/Narcotic Equipment Violations	0	0.0	0	0.0

GROUP A OFFENSES	Offense	Rate per 1,000	Cleared	% Cleared
<b>Sex Offenses (Nonforcible) (Total)</b>	<b>0</b>	<b>0.0</b>	<b>0</b>	<b>0.0</b>
Incest	0	0.0	0	0.0
Statutory Rape	0	0.0	0	0.0
<b>Pornography/Obscene Material</b>	<b>0</b>	<b>0.0</b>	<b>0</b>	<b>0.0</b>
<b>Gambling Offenses (Total)</b>	<b>0</b>	<b>0.0</b>	<b>0</b>	<b>0.0</b>
Gambling - Betting/Wagering	0	0.0	0	0.0
Gambling - Operating/Promoting	0	0.0	0	0.0
Gambling - Equipment Violations	0	0.0	0	0.0
Gambling - Sports Tampering	0	0.0	0	0.0
<b>Prostitution Offenses (Total)</b>	<b>0</b>	<b>0.0</b>	<b>0</b>	<b>0.0</b>
Prostitution	0	0.0	0	0.0
Prostitution Assisting/Promoting	0	0.0	0	0.0
Purchasing Prostitution	0	0.0	0	0.0
<b>Human Trafficking Offenses (Total)</b>	<b>0</b>	<b>0.0</b>	<b>0</b>	<b>0.0</b>
Commercial Sex Acts	0	0.0	0	0.0
Involuntary Servitude	0	0.0	0	0.0
<b>Bribery</b>	<b>0</b>	<b>0.0</b>	<b>0</b>	<b>0.0</b>
<b>Weapon Law Violations</b>	<b>1</b>	<b>0.2</b>	<b>1</b>	<b>100.0</b>
<b>Animal Cruelty</b>	<b>0</b>	<b>0.0</b>	<b>0</b>	<b>0.0</b>

GROUP B OFFENSES	Offenses	Rate per 1,000
Bad Checks	0	0.0
Curfew/Vagrancy	0	0.0
Disorderly Conduct	0	0.0
DUI	0	0.0
Drunkenness	0	0.0
Family-Non Violent	0	0.0
Liquor Law Violations	0	0.0
Peeping Tom	0	0.0
Trespass	0	0.0
All Other Offenses	0	0.0

2022 Fall Term Campus Population	
Undergraduate Enrollment	3,427
Graduate Enrollment	0
Staff Personnel	362
Faculty Personnel	419
Security Personnel	43
<b>Total Campus Population</b>	<b>4,251</b>



Tennessee College of Applied Technology at Athens - 2022

GROUP A OFFENSES	Offense	Rate per 1,000	Cleared	% Cleared
<b>Homicide Offenses (Total)</b>	<b>0</b>	<b>0.0</b>	<b>0</b>	<b>0.0</b>
Murder	0	0.0	0	0.0
Negligent Manslaughter	0	0.0	0	0.0
Negligent Vehicular Manslaughter	0	0.0	0	0.0
<b>Kidnapping/Abduction</b>	<b>0</b>	<b>0.0</b>	<b>0</b>	<b>0.0</b>
<b>Sex Offenses (Forcible) (Total)</b>	<b>0</b>	<b>0.0</b>	<b>0</b>	<b>0.0</b>
Forcible Rape	0	0.0	0	0.0
Forcible Sodomy	0	0.0	0	0.0
Sexual Assault W/Object	0	0.0	0	0.0
Forcible Fondling	0	0.0	0	0.0
<b>Robbery</b>	<b>0</b>	<b>0.0</b>	<b>0</b>	<b>0.0</b>
<b>Assault Offenses (Total)</b>	<b>0</b>	<b>0.0</b>	<b>0</b>	<b>0.0</b>
Aggravated Assault	0	0.0	0	0.0
Simple Assault	0	0.0	0	0.0
Intimidation	0	0.0	0	0.0
Stalking	0	0.0	0	0.0
<b>Arson</b>	<b>0</b>	<b>0.0</b>	<b>0</b>	<b>0.0</b>
<b>Extortion/Blackmail</b>	<b>0</b>	<b>0.0</b>	<b>0</b>	<b>0.0</b>
<b>Burglary</b>	<b>0</b>	<b>0.0</b>	<b>0</b>	<b>0.0</b>
<b>Larceny/Theft Offenses (Total)</b>	<b>1</b>	<b>4.1</b>	<b>0</b>	<b>0.0</b>
Theft - Pocket-picking	0	0.0	0	0.0
Theft - Purse Snatching	0	0.0	0	0.0
Theft - Shoplifting	0	0.0	0	0.0
Theft From Building	0	0.0	0	0.0
Theft From Coin Machine	0	0.0	0	0.0
Theft From Motor Vehicle	0	0.0	0	0.0
Theft of Motor Vehicle Parts	1	4.1	0	0.0
Theft - All Other Larceny	0	0.0	0	0.0
<b>Motor Vehicle Theft</b>	<b>0</b>	<b>0.0</b>	<b>0</b>	<b>0.0</b>
<b>Counterfeiting/Forgery</b>	<b>0</b>	<b>0.0</b>	<b>0</b>	<b>0.0</b>
<b>Fraud Offenses (Total)</b>	<b>0</b>	<b>0.0</b>	<b>0</b>	<b>0.0</b>
Fraud - Computer Hacking/Invasion	0	0.0	0	0.0
Fraud - Credit Card/ATM	0	0.0	0	0.0
Fraud - False Pretenses	0	0.0	0	0.0
Fraud - Identity Theft	0	0.0	0	0.0
Fraud - Impersonation	0	0.0	0	0.0
Fraud - Welfare	0	0.0	0	0.0
Fraud - Wire	0	0.0	0	0.0
<b>Embezzlement</b>	<b>0</b>	<b>0.0</b>	<b>0</b>	<b>0.0</b>
<b>Stolen Property Offenses</b>	<b>0</b>	<b>0.0</b>	<b>0</b>	<b>0.0</b>
<b>Destruction/Damage/Vandalism</b>	<b>0</b>	<b>0.0</b>	<b>0</b>	<b>0.0</b>
<b>Drug/Narcotic Violations (Total)</b>	<b>0</b>	<b>0.0</b>	<b>0</b>	<b>0.0</b>
Drug/Narcotic Violations	0	0.0	0	0.0
Drug/Narcotic Equipment Violations	0	0.0	0	0.0

GROUP A OFFENSES	Offense	Rate per 1,000	Cleared	% Cleared
<b>Sex Offenses (Nonforcible) (Total)</b>	<b>0</b>	<b>0.0</b>	<b>0</b>	<b>0.0</b>
Incest	0	0.0	0	0.0
Statutory Rape	0	0.0	0	0.0
<b>Pornography/Obscene Material</b>	<b>0</b>	<b>0.0</b>	<b>0</b>	<b>0.0</b>
<b>Gambling Offenses (Total)</b>	<b>0</b>	<b>0.0</b>	<b>0</b>	<b>0.0</b>
Gambling - Betting/Wagering	0	0.0	0	0.0
Gambling - Operating/Promoting	0	0.0	0	0.0
Gambling - Equipment Violations	0	0.0	0	0.0
Gambling - Sports Tampering	0	0.0	0	0.0
<b>Prostitution Offenses (Total)</b>	<b>0</b>	<b>0.0</b>	<b>0</b>	<b>0.0</b>
Prostitution	0	0.0	0	0.0
Prostitution Assisting/Promoting	0	0.0	0	0.0
Purchasing Prostitution	0	0.0	0	0.0
<b>Human Trafficking Offenses (Total)</b>	<b>0</b>	<b>0.0</b>	<b>0</b>	<b>0.0</b>
Commercial Sex Acts	0	0.0	0	0.0
Involuntary Servitude	0	0.0	0	0.0
<b>Bribery</b>	<b>0</b>	<b>0.0</b>	<b>0</b>	<b>0.0</b>
<b>Weapon Law Violations</b>	<b>0</b>	<b>0.0</b>	<b>0</b>	<b>0.0</b>
<b>Animal Cruelty</b>	<b>0</b>	<b>0.0</b>	<b>0</b>	<b>0.0</b>

GROUP B OFFENSES	Offenses	Rate per 1,000
Bad Checks	0	0.0
Curfew/Vagrancy	0	0.0
Disorderly Conduct	0	0.0
DUI	0	0.0
Drunkenness	0	0.0
Family-Non Violent	0	0.0
Liquor Law Violations	0	0.0
Peeping Tom	0	0.0
Trespass	0	0.0
All Other Offenses	0	0.0

2022 Fall Term Campus Population	
Undergraduate Enrollment	222
Graduate Enrollment	0
Staff Personnel	11
Faculty Personnel	13
Security Personnel	0
<b>Total Campus Population</b>	<b>246</b>



**Tennessee College of Applied Technology at Covington - 2022**

<b>GROUP A OFFENSES</b>	Offense	Rate per 1,000	Cleared	% Cleared
<b>Homicide Offenses (Total)</b>	<b>0</b>	<b>0.0</b>	<b>0</b>	<b>0.0</b>
Murder	0	0.0	0	0.0
Negligent Manslaughter	0	0.0	0	0.0
Negligent Vehicular Manslaughter	0	0.0	0	0.0
<b>Kidnapping/Abduction</b>	<b>0</b>	<b>0.0</b>	<b>0</b>	<b>0.0</b>
<b>Sex Offenses (Forcible) (Total)</b>	<b>0</b>	<b>0.0</b>	<b>0</b>	<b>0.0</b>
Forcible Rape	0	0.0	0	0.0
Forcible Sodomy	0	0.0	0	0.0
Sexual Assault W/Object	0	0.0	0	0.0
Forcible Fondling	0	0.0	0	0.0
<b>Robbery</b>	<b>0</b>	<b>0.0</b>	<b>0</b>	<b>0.0</b>
<b>Assault Offenses (Total)</b>	<b>0</b>	<b>0.0</b>	<b>0</b>	<b>0.0</b>
Aggravated Assault	0	0.0	0	0.0
Simple Assault	0	0.0	0	0.0
Intimidation	0	0.0	0	0.0
Stalking	0	0.0	0	0.0
<b>Arson</b>	<b>0</b>	<b>0.0</b>	<b>0</b>	<b>0.0</b>
<b>Extortion/Blackmail</b>	<b>0</b>	<b>0.0</b>	<b>0</b>	<b>0.0</b>
<b>Burglary</b>	<b>0</b>	<b>0.0</b>	<b>0</b>	<b>0.0</b>
<b>Larceny/Theft Offenses (Total)</b>	<b>0</b>	<b>0.0</b>	<b>0</b>	<b>0.0</b>
Theft - Pocket-picking	0	0.0	0	0.0
Theft - Purse Snatching	0	0.0	0	0.0
Theft - Shoplifting	0	0.0	0	0.0
Theft From Building	0	0.0	0	0.0
Theft From Coin Machine	0	0.0	0	0.0
Theft From Motor Vehicle	0	0.0	0	0.0
Theft of Motor Vehicle Parts	0	0.0	0	0.0
Theft - All Other Larceny	0	0.0	0	0.0
<b>Motor Vehicle Theft</b>	<b>0</b>	<b>0.0</b>	<b>0</b>	<b>0.0</b>
<b>Counterfeiting/Forgery</b>	<b>0</b>	<b>0.0</b>	<b>0</b>	<b>0.0</b>
<b>Fraud Offenses (Total)</b>	<b>0</b>	<b>0.0</b>	<b>0</b>	<b>0.0</b>
Fraud - Computer Hacking/Invasion	0	0.0	0	0.0
Fraud - Credit Card/ATM	0	0.0	0	0.0
Fraud - False Pretenses	0	0.0	0	0.0
Fraud - Identity Theft	0	0.0	0	0.0
Fraud - Impersonation	0	0.0	0	0.0
Fraud - Welfare	0	0.0	0	0.0
Fraud - Wire	0	0.0	0	0.0
<b>Embezzlement</b>	<b>0</b>	<b>0.0</b>	<b>0</b>	<b>0.0</b>
<b>Stolen Property Offenses</b>	<b>0</b>	<b>0.0</b>	<b>0</b>	<b>0.0</b>
<b>Destruction/Damage/Vandalism</b>	<b>0</b>	<b>0.0</b>	<b>0</b>	<b>0.0</b>
<b>Drug/Narcotic Violations (Total)</b>	<b>0</b>	<b>0.0</b>	<b>0</b>	<b>0.0</b>
Drug/Narcotic Violations	0	0.0	0	0.0
Drug/Narcotic Equipment Violations	0	0.0	0	0.0

<b>GROUP A OFFENSES</b>	Offense	Rate per 1,000	Cleared	% Cleared
<b>Sex Offenses (Nonforcible) (Total)</b>	<b>0</b>	<b>0.0</b>	<b>0</b>	<b>0.0</b>
Incest	0	0.0	0	0.0
Statutory Rape	0	0.0	0	0.0
<b>Pornography/Obscene Material</b>	<b>0</b>	<b>0.0</b>	<b>0</b>	<b>0.0</b>
<b>Gambling Offenses (Total)</b>	<b>0</b>	<b>0.0</b>	<b>0</b>	<b>0.0</b>
Gambling - Betting/Wagering	0	0.0	0	0.0
Gambling - Operating/Promoting	0	0.0	0	0.0
Gambling - Equipment Violations	0	0.0	0	0.0
Gambling - Sports Tampering	0	0.0	0	0.0
<b>Prostitution Offenses (Total)</b>	<b>0</b>	<b>0.0</b>	<b>0</b>	<b>0.0</b>
Prostitution	0	0.0	0	0.0
Prostitution Assisting/Promoting	0	0.0	0	0.0
Purchasing Prostitution	0	0.0	0	0.0
<b>Human Trafficking Offenses (Total)</b>	<b>0</b>	<b>0.0</b>	<b>0</b>	<b>0.0</b>
Commercial Sex Acts	0	0.0	0	0.0
Involuntary Servitude	0	0.0	0	0.0
<b>Bribery</b>	<b>0</b>	<b>0.0</b>	<b>0</b>	<b>0.0</b>
<b>Weapon Law Violations</b>	<b>0</b>	<b>0.0</b>	<b>0</b>	<b>0.0</b>
<b>Animal Cruelty</b>	<b>0</b>	<b>0.0</b>	<b>0</b>	<b>0.0</b>

<b>GROUP B OFFENSES</b>	Offenses	Rate per 1,000
Bad Checks	0	0.0
Curfew/Vagrancy	0	0.0
Disorderly Conduct	0	0.0
DUI	0	0.0
Drunkenness	0	0.0
Family-Non Violent	0	0.0
Liquor Law Violations	0	0.0
Peeping Tom	0	0.0
Trespass	0	0.0
All Other Offenses	0	0.0

<b>2022 Fall Term Campus Population</b>	
Undergraduate Enrollment	262
Graduate Enrollment	0
Staff Personnel	8
Faculty Personnel	15
Security Personnel	0
<b>Total Campus Population</b>	<b>285</b>



**Tennessee College of Applied Technology at Crossville - 2022**

<b>GROUP A OFFENSES</b>	Offense	Rate per 1,000	Cleared	% Cleared
<b>Homicide Offenses (Total)</b>	<b>0</b>	<b>0.0</b>	<b>0</b>	<b>0.0</b>
Murder	0	0.0	0	0.0
Negligent Manslaughter	0	0.0	0	0.0
Negligent Vehicular Manslaughter	0	0.0	0	0.0
<b>Kidnapping/Abduction</b>	<b>0</b>	<b>0.0</b>	<b>0</b>	<b>0.0</b>
<b>Sex Offenses (Forcible) (Total)</b>	<b>0</b>	<b>0.0</b>	<b>0</b>	<b>0.0</b>
Forcible Rape	0	0.0	0	0.0
Forcible Sodomy	0	0.0	0	0.0
Sexual Assault W/Object	0	0.0	0	0.0
Forcible Fondling	0	0.0	0	0.0
<b>Robbery</b>	<b>0</b>	<b>0.0</b>	<b>0</b>	<b>0.0</b>
<b>Assault Offenses (Total)</b>	<b>0</b>	<b>0.0</b>	<b>0</b>	<b>0.0</b>
Aggravated Assault	0	0.0	0	0.0
Simple Assault	0	0.0	0	0.0
Intimidation	0	0.0	0	0.0
Stalking	0	0.0	0	0.0
<b>Arson</b>	<b>0</b>	<b>0.0</b>	<b>0</b>	<b>0.0</b>
<b>Extortion/Blackmail</b>	<b>0</b>	<b>0.0</b>	<b>0</b>	<b>0.0</b>
<b>Burglary</b>	<b>0</b>	<b>0.0</b>	<b>0</b>	<b>0.0</b>
<b>Larceny/Theft Offenses (Total)</b>	<b>0</b>	<b>0.0</b>	<b>0</b>	<b>0.0</b>
Theft - Pocket-picking	0	0.0	0	0.0
Theft - Purse Snatching	0	0.0	0	0.0
Theft - Shoplifting	0	0.0	0	0.0
Theft From Building	0	0.0	0	0.0
Theft From Coin Machine	0	0.0	0	0.0
Theft From Motor Vehicle	0	0.0	0	0.0
Theft of Motor Vehicle Parts	0	0.0	0	0.0
Theft - All Other Larceny	0	0.0	0	0.0
<b>Motor Vehicle Theft</b>	<b>0</b>	<b>0.0</b>	<b>0</b>	<b>0.0</b>
<b>Counterfeiting/Forgery</b>	<b>0</b>	<b>0.0</b>	<b>0</b>	<b>0.0</b>
<b>Fraud Offenses (Total)</b>	<b>0</b>	<b>0.0</b>	<b>0</b>	<b>0.0</b>
Fraud - Computer Hacking/Invasion	0	0.0	0	0.0
Fraud - Credit Card/ATM	0	0.0	0	0.0
Fraud - False Pretenses	0	0.0	0	0.0
Fraud - Identity Theft	0	0.0	0	0.0
Fraud - Impersonation	0	0.0	0	0.0
Fraud - Welfare	0	0.0	0	0.0
Fraud - Wire	0	0.0	0	0.0
<b>Embezzlement</b>	<b>0</b>	<b>0.0</b>	<b>0</b>	<b>0.0</b>
<b>Stolen Property Offenses</b>	<b>0</b>	<b>0.0</b>	<b>0</b>	<b>0.0</b>
<b>Destruction/Damage/Vandalism</b>	<b>0</b>	<b>0.0</b>	<b>0</b>	<b>0.0</b>
<b>Drug/Narcotic Violations (Total)</b>	<b>0</b>	<b>0.0</b>	<b>0</b>	<b>0.0</b>
Drug/Narcotic Violations	0	0.0	0	0.0
Drug/Narcotic Equipment Violations	0	0.0	0	0.0

<b>GROUP A OFFENSES</b>	Offense	Rate per 1,000	Cleared	% Cleared
<b>Sex Offenses (Nonforcible) (Total)</b>	<b>0</b>	<b>0.0</b>	<b>0</b>	<b>0.0</b>
Incest	0	0.0	0	0.0
Statutory Rape	0	0.0	0	0.0
<b>Pornography/Obscene Material</b>	<b>0</b>	<b>0.0</b>	<b>0</b>	<b>0.0</b>
<b>Gambling Offenses (Total)</b>	<b>0</b>	<b>0.0</b>	<b>0</b>	<b>0.0</b>
Gambling - Betting/Wagering	0	0.0	0	0.0
Gambling - Operating/Promoting	0	0.0	0	0.0
Gambling - Equipment Violations	0	0.0	0	0.0
Gambling - Sports Tampering	0	0.0	0	0.0
<b>Prostitution Offenses (Total)</b>	<b>0</b>	<b>0.0</b>	<b>0</b>	<b>0.0</b>
Prostitution	0	0.0	0	0.0
Prostitution Assisting/Promoting	0	0.0	0	0.0
Purchasing Prostitution	0	0.0	0	0.0
<b>Human Trafficking Offenses (Total)</b>	<b>0</b>	<b>0.0</b>	<b>0</b>	<b>0.0</b>
Commercial Sex Acts	0	0.0	0	0.0
Involuntary Servitude	0	0.0	0	0.0
<b>Bribery</b>	<b>0</b>	<b>0.0</b>	<b>0</b>	<b>0.0</b>
<b>Weapon Law Violations</b>	<b>0</b>	<b>0.0</b>	<b>0</b>	<b>0.0</b>
<b>Animal Cruelty</b>	<b>0</b>	<b>0.0</b>	<b>0</b>	<b>0.0</b>

<b>GROUP B OFFENSES</b>	Offenses	Rate per 1,000
Bad Checks	0	0.0
Curfew/Vagrancy	0	0.0
Disorderly Conduct	0	0.0
DUI	0	0.0
Drunkenness	0	0.0
Family-Non Violent	0	0.0
Liquor Law Violations	0	0.0
Peeping Tom	0	0.0
Trespass	0	0.0
All Other Offenses	0	0.0

<b>2022 Fall Term Campus Population</b>	
Undergraduate Enrollment	353
Graduate Enrollment	0
Staff Personnel	11
Faculty Personnel	28
Security Personnel	0
<b>Total Campus Population</b>	<b>392</b>



**Tennessee College of Applied Technology at Crump - 2022**

<b>GROUP A OFFENSES</b>	Offense	Rate per 1,000	Cleared	% Cleared
<b>Homicide Offenses (Total)</b>	<b>0</b>	<b>0.0</b>	<b>0</b>	<b>0.0</b>
Murder	0	0.0	0	0.0
Negligent Manslaughter	0	0.0	0	0.0
Negligent Vehicular Manslaughter	0	0.0	0	0.0
<b>Kidnapping/Abduction</b>	<b>0</b>	<b>0.0</b>	<b>0</b>	<b>0.0</b>
<b>Sex Offenses (Forcible) (Total)</b>	<b>0</b>	<b>0.0</b>	<b>0</b>	<b>0.0</b>
Forcible Rape	0	0.0	0	0.0
Forcible Sodomy	0	0.0	0	0.0
Sexual Assault W/Object	0	0.0	0	0.0
Forcible Fondling	0	0.0	0	0.0
<b>Robbery</b>	<b>0</b>	<b>0.0</b>	<b>0</b>	<b>0.0</b>
<b>Assault Offenses (Total)</b>	<b>0</b>	<b>0.0</b>	<b>0</b>	<b>0.0</b>
Aggravated Assault	0	0.0	0	0.0
Simple Assault	0	0.0	0	0.0
Intimidation	0	0.0	0	0.0
Stalking	0	0.0	0	0.0
<b>Arson</b>	<b>0</b>	<b>0.0</b>	<b>0</b>	<b>0.0</b>
<b>Extortion/Blackmail</b>	<b>0</b>	<b>0.0</b>	<b>0</b>	<b>0.0</b>
<b>Burglary</b>	<b>0</b>	<b>0.0</b>	<b>0</b>	<b>0.0</b>
<b>Larceny/Theft Offenses (Total)</b>	<b>0</b>	<b>0.0</b>	<b>0</b>	<b>0.0</b>
Theft - Pocket-picking	0	0.0	0	0.0
Theft - Purse Snatching	0	0.0	0	0.0
Theft - Shoplifting	0	0.0	0	0.0
Theft From Building	0	0.0	0	0.0
Theft From Coin Machine	0	0.0	0	0.0
Theft From Motor Vehicle	0	0.0	0	0.0
Theft of Motor Vehicle Parts	0	0.0	0	0.0
Theft - All Other Larceny	0	0.0	0	0.0
<b>Motor Vehicle Theft</b>	<b>0</b>	<b>0.0</b>	<b>0</b>	<b>0.0</b>
<b>Counterfeiting/Forgery</b>	<b>0</b>	<b>0.0</b>	<b>0</b>	<b>0.0</b>
<b>Fraud Offenses (Total)</b>	<b>0</b>	<b>0.0</b>	<b>0</b>	<b>0.0</b>
Fraud - Computer Hacking/Invasion	0	0.0	0	0.0
Fraud - Credit Card/ATM	0	0.0	0	0.0
Fraud - False Pretenses	0	0.0	0	0.0
Fraud - Identity Theft	0	0.0	0	0.0
Fraud - Impersonation	0	0.0	0	0.0
Fraud - Welfare	0	0.0	0	0.0
Fraud - Wire	0	0.0	0	0.0
<b>Embezzlement</b>	<b>0</b>	<b>0.0</b>	<b>0</b>	<b>0.0</b>
<b>Stolen Property Offenses</b>	<b>0</b>	<b>0.0</b>	<b>0</b>	<b>0.0</b>
<b>Destruction/Damage/Vandalism</b>	<b>0</b>	<b>0.0</b>	<b>0</b>	<b>0.0</b>
<b>Drug/Narcotic Violations (Total)</b>	<b>0</b>	<b>0.0</b>	<b>0</b>	<b>0.0</b>
Drug/Narcotic Violations	0	0.0	0	0.0
Drug/Narcotic Equipment Violations	0	0.0	0	0.0

<b>GROUP A OFFENSES</b>	Offense	Rate per 1,000	Cleared	% Cleared
<b>Sex Offenses (Nonforcible) (Total)</b>	<b>0</b>	<b>0.0</b>	<b>0</b>	<b>0.0</b>
Incest	0	0.0	0	0.0
Statutory Rape	0	0.0	0	0.0
<b>Pornography/Obscene Material</b>	<b>0</b>	<b>0.0</b>	<b>0</b>	<b>0.0</b>
<b>Gambling Offenses (Total)</b>	<b>0</b>	<b>0.0</b>	<b>0</b>	<b>0.0</b>
Gambling - Betting/Wagering	0	0.0	0	0.0
Gambling - Operating/Promoting	0	0.0	0	0.0
Gambling - Equipment Violations	0	0.0	0	0.0
Gambling - Sports Tampering	0	0.0	0	0.0
<b>Prostitution Offenses (Total)</b>	<b>0</b>	<b>0.0</b>	<b>0</b>	<b>0.0</b>
Prostitution	0	0.0	0	0.0
Prostitution Assisting/Promoting	0	0.0	0	0.0
Purchasing Prostitution	0	0.0	0	0.0
<b>Human Trafficking Offenses (Total)</b>	<b>0</b>	<b>0.0</b>	<b>0</b>	<b>0.0</b>
Commercial Sex Acts	0	0.0	0	0.0
Involuntary Servitude	0	0.0	0	0.0
<b>Bribery</b>	<b>0</b>	<b>0.0</b>	<b>0</b>	<b>0.0</b>
<b>Weapon Law Violations</b>	<b>0</b>	<b>0.0</b>	<b>0</b>	<b>0.0</b>
<b>Animal Cruelty</b>	<b>0</b>	<b>0.0</b>	<b>0</b>	<b>0.0</b>

<b>GROUP B OFFENSES</b>	Offenses	Rate per 1,000
Bad Checks	0	0.0
Curfew/Vagrancy	0	0.0
Disorderly Conduct	0	0.0
DUI	0	0.0
Drunkenness	0	0.0
Family-Non Violent	0	0.0
Liquor Law Violations	0	0.0
Peeping Tom	0	0.0
Trespass	0	0.0
All Other Offenses	0	0.0

<b>2022 Fall Term Campus Population</b>	
Undergraduate Enrollment	301
Graduate Enrollment	0
Staff Personnel	11
Faculty Personnel	25
Security Personnel	0
<b>Total Campus Population</b>	<b>337</b>



Tennessee College of Applied Technology at Dickson - 2022

GROUP A OFFENSES	Offense	Rate per 1,000	Cleared	% Cleared
<b>Homicide Offenses (Total)</b>	<b>0</b>	<b>0.0</b>	<b>0</b>	<b>0.0</b>
Murder	0	0.0	0	0.0
Negligent Manslaughter	0	0.0	0	0.0
Negligent Vehicular Manslaughter	0	0.0	0	0.0
<b>Kidnapping/Abduction</b>	<b>0</b>	<b>0.0</b>	<b>0</b>	<b>0.0</b>
<b>Sex Offenses (Forcible) (Total)</b>	<b>0</b>	<b>0.0</b>	<b>0</b>	<b>0.0</b>
Forcible Rape	0	0.0	0	0.0
Forcible Sodomy	0	0.0	0	0.0
Sexual Assault W/Object	0	0.0	0	0.0
Forcible Fondling	0	0.0	0	0.0
<b>Robbery</b>	<b>0</b>	<b>0.0</b>	<b>0</b>	<b>0.0</b>
<b>Assault Offenses (Total)</b>	<b>1</b>	<b>1.4</b>	<b>0</b>	<b>0.0</b>
Aggravated Assault	0	0.0	0	0.0
Simple Assault	0	0.0	0	0.0
Intimidation	1	1.4	0	0.0
Stalking	0	0.0	0	0.0
<b>Arson</b>	<b>0</b>	<b>0.0</b>	<b>0</b>	<b>0.0</b>
<b>Extortion/Blackmail</b>	<b>0</b>	<b>0.0</b>	<b>0</b>	<b>0.0</b>
<b>Burglary</b>	<b>0</b>	<b>0.0</b>	<b>0</b>	<b>0.0</b>
<b>Larceny/Theft Offenses (Total)</b>	<b>2</b>	<b>2.7</b>	<b>0</b>	<b>0.0</b>
Theft - Pocket-picking	0	0.0	0	0.0
Theft - Purse Snatching	0	0.0	0	0.0
Theft - Shoplifting	0	0.0	0	0.0
Theft From Building	1	1.4	0	0.0
Theft From Coin Machine	0	0.0	0	0.0
Theft From Motor Vehicle	0	0.0	0	0.0
Theft of Motor Vehicle Parts	0	0.0	0	0.0
Theft - All Other Larceny	1	1.4	0	0.0
<b>Motor Vehicle Theft</b>	<b>0</b>	<b>0.0</b>	<b>0</b>	<b>0.0</b>
<b>Counterfeiting/Forgery</b>	<b>0</b>	<b>0.0</b>	<b>0</b>	<b>0.0</b>
<b>Fraud Offenses (Total)</b>	<b>0</b>	<b>0.0</b>	<b>0</b>	<b>0.0</b>
Fraud - Computer Hacking/Invasion	0	0.0	0	0.0
Fraud - Credit Card/ATM	0	0.0	0	0.0
Fraud - False Pretenses	0	0.0	0	0.0
Fraud - Identity Theft	0	0.0	0	0.0
Fraud - Impersonation	0	0.0	0	0.0
Fraud - Welfare	0	0.0	0	0.0
Fraud - Wire	0	0.0	0	0.0
<b>Embezzlement</b>	<b>0</b>	<b>0.0</b>	<b>0</b>	<b>0.0</b>
<b>Stolen Property Offenses</b>	<b>0</b>	<b>0.0</b>	<b>0</b>	<b>0.0</b>
<b>Destruction/Damage/Vandalism</b>	<b>0</b>	<b>0.0</b>	<b>0</b>	<b>0.0</b>
<b>Drug/Narcotic Violations (Total)</b>	<b>1</b>	<b>1.4</b>	<b>0</b>	<b>0.0</b>
Drug/Narcotic Violations	1	1.4	0	0.0
Drug/Narcotic Equipment Violations	0	0.0	0	0.0

GROUP A OFFENSES	Offense	Rate per 1,000	Cleared	% Cleared
<b>Sex Offenses (Nonforcible) (Total)</b>	<b>0</b>	<b>0.0</b>	<b>0</b>	<b>0.0</b>
Incest	0	0.0	0	0.0
Statutory Rape	0	0.0	0	0.0
<b>Pornography/Obscene Material</b>	<b>0</b>	<b>0.0</b>	<b>0</b>	<b>0.0</b>
<b>Gambling Offenses (Total)</b>	<b>0</b>	<b>0.0</b>	<b>0</b>	<b>0.0</b>
Gambling - Betting/Wagering	0	0.0	0	0.0
Gambling - Operating/Promoting	0	0.0	0	0.0
Gambling - Equipment Violations	0	0.0	0	0.0
Gambling - Sports Tampering	0	0.0	0	0.0
<b>Prostitution Offenses (Total)</b>	<b>0</b>	<b>0.0</b>	<b>0</b>	<b>0.0</b>
Prostitution	0	0.0	0	0.0
Prostitution Assisting/Promoting	0	0.0	0	0.0
Purchasing Prostitution	0	0.0	0	0.0
<b>Human Trafficking Offenses (Total)</b>	<b>0</b>	<b>0.0</b>	<b>0</b>	<b>0.0</b>
Commercial Sex Acts	0	0.0	0	0.0
Involuntary Servitude	0	0.0	0	0.0
<b>Bribery</b>	<b>0</b>	<b>0.0</b>	<b>0</b>	<b>0.0</b>
<b>Weapon Law Violations</b>	<b>1</b>	<b>1.4</b>	<b>1</b>	<b>100.0</b>
<b>Animal Cruelty</b>	<b>0</b>	<b>0.0</b>	<b>0</b>	<b>0.0</b>

GROUP B OFFENSES	Offenses	Rate per 1,000
Bad Checks	0	0.0
Curfew/Vagrancy	0	0.0
Disorderly Conduct	0	0.0
DUI	0	0.0
Drunkenness	0	0.0
Family-Non Violent	0	0.0
Liquor Law Violations	0	0.0
Peeping Tom	0	0.0
Trespass	0	0.0
All Other Offenses	0	0.0

2022 Fall Term Campus Population	
Undergraduate Enrollment	651
Graduate Enrollment	0
Staff Personnel	32
Faculty Personnel	45
Security Personnel	0
<b>Total Campus Population</b>	<b>728</b>



**Tennessee College of Applied Technology at Elizabethton - 2022**

<b>GROUP A OFFENSES</b>	Offense	Rate per 1,000	Cleared	% Cleared
<b>Homicide Offenses (Total)</b>	<b>0</b>	<b>0.0</b>	<b>0</b>	<b>0.0</b>
Murder	0	0.0	0	0.0
Negligent Manslaughter	0	0.0	0	0.0
Negligent Vehicular Manslaughter	0	0.0	0	0.0
<b>Kidnapping/Abduction</b>	<b>0</b>	<b>0.0</b>	<b>0</b>	<b>0.0</b>
<b>Sex Offenses (Forcible) (Total)</b>	<b>0</b>	<b>0.0</b>	<b>0</b>	<b>0.0</b>
Forcible Rape	0	0.0	0	0.0
Forcible Sodomy	0	0.0	0	0.0
Sexual Assault W/Object	0	0.0	0	0.0
Forcible Fondling	0	0.0	0	0.0
<b>Robbery</b>	<b>0</b>	<b>0.0</b>	<b>0</b>	<b>0.0</b>
<b>Assault Offenses (Total)</b>	<b>0</b>	<b>0.0</b>	<b>0</b>	<b>0.0</b>
Aggravated Assault	0	0.0	0	0.0
Simple Assault	0	0.0	0	0.0
Intimidation	0	0.0	0	0.0
Stalking	0	0.0	0	0.0
<b>Arson</b>	<b>0</b>	<b>0.0</b>	<b>0</b>	<b>0.0</b>
<b>Extortion/Blackmail</b>	<b>0</b>	<b>0.0</b>	<b>0</b>	<b>0.0</b>
<b>Burglary</b>	<b>0</b>	<b>0.0</b>	<b>0</b>	<b>0.0</b>
<b>Larceny/Theft Offenses (Total)</b>	<b>0</b>	<b>0.0</b>	<b>0</b>	<b>0.0</b>
Theft - Pocket-picking	0	0.0	0	0.0
Theft - Purse Snatching	0	0.0	0	0.0
Theft - Shoplifting	0	0.0	0	0.0
Theft From Building	0	0.0	0	0.0
Theft From Coin Machine	0	0.0	0	0.0
Theft From Motor Vehicle	0	0.0	0	0.0
Theft of Motor Vehicle Parts	0	0.0	0	0.0
Theft - All Other Larceny	0	0.0	0	0.0
<b>Motor Vehicle Theft</b>	<b>0</b>	<b>0.0</b>	<b>0</b>	<b>0.0</b>
<b>Counterfeiting/Forgery</b>	<b>0</b>	<b>0.0</b>	<b>0</b>	<b>0.0</b>
<b>Fraud Offenses (Total)</b>	<b>0</b>	<b>0.0</b>	<b>0</b>	<b>0.0</b>
Fraud - Computer Hacking/Invasion	0	0.0	0	0.0
Fraud - Credit Card/ATM	0	0.0	0	0.0
Fraud - False Pretenses	0	0.0	0	0.0
Fraud - Identity Theft	0	0.0	0	0.0
Fraud - Impersonation	0	0.0	0	0.0
Fraud - Welfare	0	0.0	0	0.0
Fraud - Wire	0	0.0	0	0.0
<b>Embezzlement</b>	<b>0</b>	<b>0.0</b>	<b>0</b>	<b>0.0</b>
<b>Stolen Property Offenses</b>	<b>0</b>	<b>0.0</b>	<b>0</b>	<b>0.0</b>
<b>Destruction/Damage/Vandalism</b>	<b>0</b>	<b>0.0</b>	<b>0</b>	<b>0.0</b>
<b>Drug/Narcotic Violations (Total)</b>	<b>0</b>	<b>0.0</b>	<b>0</b>	<b>0.0</b>
Drug/Narcotic Violations	0	0.0	0	0.0
Drug/Narcotic Equipment Violations	0	0.0	0	0.0

<b>GROUP A OFFENSES</b>	Offense	Rate per 1,000	Cleared	% Cleared
<b>Sex Offenses (Nonforcible) (Total)</b>	<b>0</b>	<b>0.0</b>	<b>0</b>	<b>0.0</b>
Incest	0	0.0	0	0.0
Statutory Rape	0	0.0	0	0.0
<b>Pornography/Obscene Material</b>	<b>0</b>	<b>0.0</b>	<b>0</b>	<b>0.0</b>
<b>Gambling Offenses (Total)</b>	<b>0</b>	<b>0.0</b>	<b>0</b>	<b>0.0</b>
Gambling - Betting/Wagering	0	0.0	0	0.0
Gambling - Operating/Promoting	0	0.0	0	0.0
Gambling - Equipment Violations	0	0.0	0	0.0
Gambling - Sports Tampering	0	0.0	0	0.0
<b>Prostitution Offenses (Total)</b>	<b>0</b>	<b>0.0</b>	<b>0</b>	<b>0.0</b>
Prostitution	0	0.0	0	0.0
Prostitution Assisting/Promoting	0	0.0	0	0.0
Purchasing Prostitution	0	0.0	0	0.0
<b>Human Trafficking Offenses (Total)</b>	<b>0</b>	<b>0.0</b>	<b>0</b>	<b>0.0</b>
Commercial Sex Acts	0	0.0	0	0.0
Involuntary Servitude	0	0.0	0	0.0
<b>Bribery</b>	<b>0</b>	<b>0.0</b>	<b>0</b>	<b>0.0</b>
<b>Weapon Law Violations</b>	<b>0</b>	<b>0.0</b>	<b>0</b>	<b>0.0</b>
<b>Animal Cruelty</b>	<b>0</b>	<b>0.0</b>	<b>0</b>	<b>0.0</b>

<b>GROUP B OFFENSES</b>	Offenses	Rate per 1,000
Bad Checks	0	0.0
Curfew/Vagrancy	0	0.0
Disorderly Conduct	0	0.0
DUI	0	0.0
Drunkenness	0	0.0
Family-Non Violent	0	0.0
Liquor Law Violations	0	0.0
Peeping Tom	0	0.0
Trespass	0	0.0
All Other Offenses	0	0.0

<b>2022 Fall Term Campus Population</b>	
Undergraduate Enrollment	451
Graduate Enrollment	0
Staff Personnel	22
Faculty Personnel	31
Security Personnel	0
<b>Total Campus Population</b>	<b>504</b>





**Tennessee College of Applied Technology at Harriman - 2022**

<b>GROUP A OFFENSES</b>	Offense	Rate per 1,000	Cleared	% Cleared
<b>Homicide Offenses (Total)</b>	<b>0</b>	<b>0.0</b>	<b>0</b>	<b>0.0</b>
Murder	0	0.0	0	0.0
Negligent Manslaughter	0	0.0	0	0.0
Negligent Vehicular Manslaughter	0	0.0	0	0.0
<b>Kidnapping/Abduction</b>	<b>0</b>	<b>0.0</b>	<b>0</b>	<b>0.0</b>
<b>Sex Offenses (Forcible) (Total)</b>	<b>0</b>	<b>0.0</b>	<b>0</b>	<b>0.0</b>
Forcible Rape	0	0.0	0	0.0
Forcible Sodomy	0	0.0	0	0.0
Sexual Assault W/Object	0	0.0	0	0.0
Forcible Fondling	0	0.0	0	0.0
<b>Robbery</b>	<b>0</b>	<b>0.0</b>	<b>0</b>	<b>0.0</b>
<b>Assault Offenses (Total)</b>	<b>0</b>	<b>0.0</b>	<b>0</b>	<b>0.0</b>
Aggravated Assault	0	0.0	0	0.0
Simple Assault	0	0.0	0	0.0
Intimidation	0	0.0	0	0.0
Stalking	0	0.0	0	0.0
<b>Arson</b>	<b>0</b>	<b>0.0</b>	<b>0</b>	<b>0.0</b>
<b>Extortion/Blackmail</b>	<b>0</b>	<b>0.0</b>	<b>0</b>	<b>0.0</b>
<b>Burglary</b>	<b>0</b>	<b>0.0</b>	<b>0</b>	<b>0.0</b>
<b>Larceny/Theft Offenses (Total)</b>	<b>0</b>	<b>0.0</b>	<b>0</b>	<b>0.0</b>
Theft - Pocket-picking	0	0.0	0	0.0
Theft - Purse Snatching	0	0.0	0	0.0
Theft - Shoplifting	0	0.0	0	0.0
Theft From Building	0	0.0	0	0.0
Theft From Coin Machine	0	0.0	0	0.0
Theft From Motor Vehicle	0	0.0	0	0.0
Theft of Motor Vehicle Parts	0	0.0	0	0.0
Theft - All Other Larceny	0	0.0	0	0.0
<b>Motor Vehicle Theft</b>	<b>0</b>	<b>0.0</b>	<b>0</b>	<b>0.0</b>
<b>Counterfeiting/Forgery</b>	<b>0</b>	<b>0.0</b>	<b>0</b>	<b>0.0</b>
<b>Fraud Offenses (Total)</b>	<b>0</b>	<b>0.0</b>	<b>0</b>	<b>0.0</b>
Fraud - Computer Hacking/Invasion	0	0.0	0	0.0
Fraud - Credit Card/ATM	0	0.0	0	0.0
Fraud - False Pretenses	0	0.0	0	0.0
Fraud - Identity Theft	0	0.0	0	0.0
Fraud - Impersonation	0	0.0	0	0.0
Fraud - Welfare	0	0.0	0	0.0
Fraud - Wire	0	0.0	0	0.0
<b>Embezzlement</b>	<b>0</b>	<b>0.0</b>	<b>0</b>	<b>0.0</b>
<b>Stolen Property Offenses</b>	<b>0</b>	<b>0.0</b>	<b>0</b>	<b>0.0</b>
<b>Destruction/Damage/Vandalism</b>	<b>0</b>	<b>0.0</b>	<b>0</b>	<b>0.0</b>
<b>Drug/Narcotic Violations (Total)</b>	<b>0</b>	<b>0.0</b>	<b>0</b>	<b>0.0</b>
Drug/Narcotic Violations	0	0.0	0	0.0
Drug/Narcotic Equipment Violations	0	0.0	0	0.0

<b>GROUP A OFFENSES</b>	Offense	Rate per 1,000	Cleared	% Cleared
<b>Sex Offenses (Nonforcible) (Total)</b>	<b>0</b>	<b>0.0</b>	<b>0</b>	<b>0.0</b>
Incest	0	0.0	0	0.0
Statutory Rape	0	0.0	0	0.0
<b>Pornography/Obscene Material</b>	<b>0</b>	<b>0.0</b>	<b>0</b>	<b>0.0</b>
<b>Gambling Offenses (Total)</b>	<b>0</b>	<b>0.0</b>	<b>0</b>	<b>0.0</b>
Gambling - Betting/Wagering	0	0.0	0	0.0
Gambling - Operating/Promoting	0	0.0	0	0.0
Gambling - Equipment Violations	0	0.0	0	0.0
Gambling - Sports Tampering	0	0.0	0	0.0
<b>Prostitution Offenses (Total)</b>	<b>0</b>	<b>0.0</b>	<b>0</b>	<b>0.0</b>
Prostitution	0	0.0	0	0.0
Prostitution Assisting/Promoting	0	0.0	0	0.0
Purchasing Prostitution	0	0.0	0	0.0
<b>Human Trafficking Offenses (Total)</b>	<b>0</b>	<b>0.0</b>	<b>0</b>	<b>0.0</b>
Commercial Sex Acts	0	0.0	0	0.0
Involuntary Servitude	0	0.0	0	0.0
<b>Bribery</b>	<b>0</b>	<b>0.0</b>	<b>0</b>	<b>0.0</b>
<b>Weapon Law Violations</b>	<b>0</b>	<b>0.0</b>	<b>0</b>	<b>0.0</b>
<b>Animal Cruelty</b>	<b>0</b>	<b>0.0</b>	<b>0</b>	<b>0.0</b>

<b>GROUP B OFFENSES</b>	Offenses	Rate per 1,000
Bad Checks	0	0.0
Curfew/Vagrancy	0	0.0
Disorderly Conduct	0	0.0
DUI	0	0.0
Drunkenness	0	0.0
Family-Non Violent	0	0.0
Liquor Law Violations	0	0.0
Peeping Tom	0	0.0
Trespass	0	0.0
All Other Offenses	0	0.0

<b>2022 Fall Term Campus Population</b>	
Undergraduate Enrollment	360
Graduate Enrollment	0
Staff Personnel	11
Faculty Personnel	28
Security Personnel	0
<b>Total Campus Population</b>	<b>399</b>





**Tennessee College of Applied Technology at Hartsville - 2022**

<b>GROUP A OFFENSES</b>	Offense	Rate per 1,000	Cleared	% Cleared
<b>Homicide Offenses (Total)</b>	<b>0</b>	<b>0.0</b>	<b>0</b>	<b>0.0</b>
Murder	0	0.0	0	0.0
Negligent Manslaughter	0	0.0	0	0.0
Negligent Vehicular Manslaughter	0	0.0	0	0.0
<b>Kidnapping/Abduction</b>	<b>0</b>	<b>0.0</b>	<b>0</b>	<b>0.0</b>
<b>Sex Offenses (Forcible) (Total)</b>	<b>0</b>	<b>0.0</b>	<b>0</b>	<b>0.0</b>
Forcible Rape	0	0.0	0	0.0
Forcible Sodomy	0	0.0	0	0.0
Sexual Assault W/Object	0	0.0	0	0.0
Forcible Fondling	0	0.0	0	0.0
<b>Robbery</b>	<b>0</b>	<b>0.0</b>	<b>0</b>	<b>0.0</b>
<b>Assault Offenses (Total)</b>	<b>0</b>	<b>0.0</b>	<b>0</b>	<b>0.0</b>
Aggravated Assault	0	0.0	0	0.0
Simple Assault	0	0.0	0	0.0
Intimidation	0	0.0	0	0.0
Stalking	0	0.0	0	0.0
<b>Arson</b>	<b>0</b>	<b>0.0</b>	<b>0</b>	<b>0.0</b>
<b>Extortion/Blackmail</b>	<b>0</b>	<b>0.0</b>	<b>0</b>	<b>0.0</b>
<b>Burglary</b>	<b>0</b>	<b>0.0</b>	<b>0</b>	<b>0.0</b>
<b>Larceny/Theft Offenses (Total)</b>	<b>0</b>	<b>0.0</b>	<b>0</b>	<b>0.0</b>
Theft - Pocket-picking	0	0.0	0	0.0
Theft - Purse Snatching	0	0.0	0	0.0
Theft - Shoplifting	0	0.0	0	0.0
Theft From Building	0	0.0	0	0.0
Theft From Coin Machine	0	0.0	0	0.0
Theft From Motor Vehicle	0	0.0	0	0.0
Theft of Motor Vehicle Parts	0	0.0	0	0.0
Theft - All Other Larceny	0	0.0	0	0.0
<b>Motor Vehicle Theft</b>	<b>0</b>	<b>0.0</b>	<b>0</b>	<b>0.0</b>
<b>Counterfeiting/Forgery</b>	<b>0</b>	<b>0.0</b>	<b>0</b>	<b>0.0</b>
<b>Fraud Offenses (Total)</b>	<b>0</b>	<b>0.0</b>	<b>0</b>	<b>0.0</b>
Fraud - Computer Hacking/Invasion	0	0.0	0	0.0
Fraud - Credit Card/ATM	0	0.0	0	0.0
Fraud - False Pretenses	0	0.0	0	0.0
Fraud - Identity Theft	0	0.0	0	0.0
Fraud - Impersonation	0	0.0	0	0.0
Fraud - Welfare	0	0.0	0	0.0
Fraud - Wire	0	0.0	0	0.0
<b>Embezzlement</b>	<b>0</b>	<b>0.0</b>	<b>0</b>	<b>0.0</b>
<b>Stolen Property Offenses</b>	<b>0</b>	<b>0.0</b>	<b>0</b>	<b>0.0</b>
<b>Destruction/Damage/Vandalism</b>	<b>0</b>	<b>0.0</b>	<b>0</b>	<b>0.0</b>
<b>Drug/Narcotic Violations (Total)</b>	<b>0</b>	<b>0.0</b>	<b>0</b>	<b>0.0</b>
Drug/Narcotic Violations	0	0.0	0	0.0
Drug/Narcotic Equipment Violations	0	0.0	0	0.0

<b>GROUP A OFFENSES</b>	Offense	Rate per 1,000	Cleared	% Cleared
<b>Sex Offenses (Nonforcible) (Total)</b>	<b>0</b>	<b>0.0</b>	<b>0</b>	<b>0.0</b>
Incest	0	0.0	0	0.0
Statutory Rape	0	0.0	0	0.0
<b>Pornography/Obscene Material</b>	<b>0</b>	<b>0.0</b>	<b>0</b>	<b>0.0</b>
<b>Gambling Offenses (Total)</b>	<b>0</b>	<b>0.0</b>	<b>0</b>	<b>0.0</b>
Gambling - Betting/Wagering	0	0.0	0	0.0
Gambling - Operating/Promoting	0	0.0	0	0.0
Gambling - Equipment Violations	0	0.0	0	0.0
Gambling - Sports Tampering	0	0.0	0	0.0
<b>Prostitution Offenses (Total)</b>	<b>0</b>	<b>0.0</b>	<b>0</b>	<b>0.0</b>
Prostitution	0	0.0	0	0.0
Prostitution Assisting/Promoting	0	0.0	0	0.0
Purchasing Prostitution	0	0.0	0	0.0
<b>Human Trafficking Offenses (Total)</b>	<b>0</b>	<b>0.0</b>	<b>0</b>	<b>0.0</b>
Commercial Sex Acts	0	0.0	0	0.0
Involuntary Servitude	0	0.0	0	0.0
<b>Bribery</b>	<b>0</b>	<b>0.0</b>	<b>0</b>	<b>0.0</b>
<b>Weapon Law Violations</b>	<b>0</b>	<b>0.0</b>	<b>0</b>	<b>0.0</b>
<b>Animal Cruelty</b>	<b>0</b>	<b>0.0</b>	<b>0</b>	<b>0.0</b>

<b>GROUP B OFFENSES</b>	Offenses	Rate per 1,000
Bad Checks	0	0.0
Curfew/Vagrancy	0	0.0
Disorderly Conduct	0	0.0
DUI	0	0.0
Drunkenness	0	0.0
Family-Non Violent	0	0.0
Liquor Law Violations	0	0.0
Peeping Tom	0	0.0
Trespass	0	0.0
All Other Offenses	0	0.0

<b>2022 Fall Term Campus Population</b>	
Undergraduate Enrollment	487
Graduate Enrollment	0
Staff Personnel	12
Faculty Personnel	43
Security Personnel	0
<b>Total Campus Population</b>	<b>542</b>



**Tennessee College of Applied Technology at Hohenwald - 2022**

<b>GROUP A OFFENSES</b>	Offense	Rate per 1,000	Cleared	% Cleared
<b>Homicide Offenses (Total)</b>	<b>0</b>	<b>0.0</b>	<b>0</b>	<b>0.0</b>
Murder	0	0.0	0	0.0
Negligent Manslaughter	0	0.0	0	0.0
Negligent Vehicular Manslaughter	0	0.0	0	0.0
<b>Kidnapping/Abduction</b>	<b>0</b>	<b>0.0</b>	<b>0</b>	<b>0.0</b>
<b>Sex Offenses (Forcible) (Total)</b>	<b>0</b>	<b>0.0</b>	<b>0</b>	<b>0.0</b>
Forcible Rape	0	0.0	0	0.0
Forcible Sodomy	0	0.0	0	0.0
Sexual Assault W/Object	0	0.0	0	0.0
Forcible Fondling	0	0.0	0	0.0
<b>Robbery</b>	<b>0</b>	<b>0.0</b>	<b>0</b>	<b>0.0</b>
<b>Assault Offenses (Total)</b>	<b>0</b>	<b>0.0</b>	<b>0</b>	<b>0.0</b>
Aggravated Assault	0	0.0	0	0.0
Simple Assault	0	0.0	0	0.0
Intimidation	0	0.0	0	0.0
Stalking	0	0.0	0	0.0
<b>Arson</b>	<b>0</b>	<b>0.0</b>	<b>0</b>	<b>0.0</b>
<b>Extortion/Blackmail</b>	<b>0</b>	<b>0.0</b>	<b>0</b>	<b>0.0</b>
<b>Burglary</b>	<b>0</b>	<b>0.0</b>	<b>0</b>	<b>0.0</b>
<b>Larceny/Theft Offenses (Total)</b>	<b>0</b>	<b>0.0</b>	<b>0</b>	<b>0.0</b>
Theft - Pocket-picking	0	0.0	0	0.0
Theft - Purse Snatching	0	0.0	0	0.0
Theft - Shoplifting	0	0.0	0	0.0
Theft From Building	0	0.0	0	0.0
Theft From Coin Machine	0	0.0	0	0.0
Theft From Motor Vehicle	0	0.0	0	0.0
Theft of Motor Vehicle Parts	0	0.0	0	0.0
Theft - All Other Larceny	0	0.0	0	0.0
<b>Motor Vehicle Theft</b>	<b>0</b>	<b>0.0</b>	<b>0</b>	<b>0.0</b>
<b>Counterfeiting/Forgery</b>	<b>0</b>	<b>0.0</b>	<b>0</b>	<b>0.0</b>
<b>Fraud Offenses (Total)</b>	<b>0</b>	<b>0.0</b>	<b>0</b>	<b>0.0</b>
Fraud - Computer Hacking/Invasion	0	0.0	0	0.0
Fraud - Credit Card/ATM	0	0.0	0	0.0
Fraud - False Pretenses	0	0.0	0	0.0
Fraud - Identity Theft	0	0.0	0	0.0
Fraud - Impersonation	0	0.0	0	0.0
Fraud - Welfare	0	0.0	0	0.0
Fraud - Wire	0	0.0	0	0.0
<b>Embezzlement</b>	<b>0</b>	<b>0.0</b>	<b>0</b>	<b>0.0</b>
<b>Stolen Property Offenses</b>	<b>0</b>	<b>0.0</b>	<b>0</b>	<b>0.0</b>
<b>Destruction/Damage/Vandalism</b>	<b>0</b>	<b>0.0</b>	<b>0</b>	<b>0.0</b>
<b>Drug/Narcotic Violations (Total)</b>	<b>0</b>	<b>0.0</b>	<b>0</b>	<b>0.0</b>
Drug/Narcotic Violations	0	0.0	0	0.0
Drug/Narcotic Equipment Violations	0	0.0	0	0.0

<b>GROUP A OFFENSES</b>	Offense	Rate per 1,000	Cleared	% Cleared
<b>Sex Offenses (Nonforcible) (Total)</b>	<b>0</b>	<b>0.0</b>	<b>0</b>	<b>0.0</b>
Incest	0	0.0	0	0.0
Statutory Rape	0	0.0	0	0.0
<b>Pornography/Obscene Material</b>	<b>0</b>	<b>0.0</b>	<b>0</b>	<b>0.0</b>
<b>Gambling Offenses (Total)</b>	<b>0</b>	<b>0.0</b>	<b>0</b>	<b>0.0</b>
Gambling - Betting/Wagering	0	0.0	0	0.0
Gambling - Operating/Promoting	0	0.0	0	0.0
Gambling - Equipment Violations	0	0.0	0	0.0
Gambling - Sports Tampering	0	0.0	0	0.0
<b>Prostitution Offenses (Total)</b>	<b>0</b>	<b>0.0</b>	<b>0</b>	<b>0.0</b>
Prostitution	0	0.0	0	0.0
Prostitution Assisting/Promoting	0	0.0	0	0.0
Purchasing Prostitution	0	0.0	0	0.0
<b>Human Trafficking Offenses (Total)</b>	<b>0</b>	<b>0.0</b>	<b>0</b>	<b>0.0</b>
Commercial Sex Acts	0	0.0	0	0.0
Involuntary Servitude	0	0.0	0	0.0
<b>Bribery</b>	<b>0</b>	<b>0.0</b>	<b>0</b>	<b>0.0</b>
<b>Weapon Law Violations</b>	<b>0</b>	<b>0.0</b>	<b>0</b>	<b>0.0</b>
<b>Animal Cruelty</b>	<b>0</b>	<b>0.0</b>	<b>0</b>	<b>0.0</b>

<b>GROUP B OFFENSES</b>	Offenses	Rate per 1,000
Bad Checks	0	0.0
Curfew/Vagrancy	0	0.0
Disorderly Conduct	0	0.0
DUI	0	0.0
Drunkenness	0	0.0
Family-Non Violent	0	0.0
Liquor Law Violations	0	0.0
Peeping Tom	0	0.0
Trespass	0	0.0
All Other Offenses	0	0.0

<b>2022 Fall Term Campus Population</b>	
Undergraduate Enrollment	812
Graduate Enrollment	0
Staff Personnel	2
Faculty Personnel	1
Security Personnel	0
<b>Total Campus Population</b>	<b>815</b>



Tennessee College of Applied Technology at Jacksboro - 2022

GROUP A OFFENSES	Offense	Rate per 1,000	Cleared	% Cleared
<b>Homicide Offenses (Total)</b>	<b>0</b>	<b>0.0</b>	<b>0</b>	<b>0.0</b>
Murder	0	0.0	0	0.0
Negligent Manslaughter	0	0.0	0	0.0
Negligent Vehicular Manslaughter	0	0.0	0	0.0
<b>Kidnapping/Abduction</b>	<b>0</b>	<b>0.0</b>	<b>0</b>	<b>0.0</b>
<b>Sex Offenses (Forcible) (Total)</b>	<b>0</b>	<b>0.0</b>	<b>0</b>	<b>0.0</b>
Forcible Rape	0	0.0	0	0.0
Forcible Sodomy	0	0.0	0	0.0
Sexual Assault W/Object	0	0.0	0	0.0
Forcible Fondling	0	0.0	0	0.0
<b>Robbery</b>	<b>0</b>	<b>0.0</b>	<b>0</b>	<b>0.0</b>
<b>Assault Offenses (Total)</b>	<b>0</b>	<b>0.0</b>	<b>0</b>	<b>0.0</b>
Aggravated Assault	0	0.0	0	0.0
Simple Assault	0	0.0	0	0.0
Intimidation	0	0.0	0	0.0
Stalking	0	0.0	0	0.0
<b>Arson</b>	<b>0</b>	<b>0.0</b>	<b>0</b>	<b>0.0</b>
<b>Extortion/Blackmail</b>	<b>0</b>	<b>0.0</b>	<b>0</b>	<b>0.0</b>
<b>Burglary</b>	<b>0</b>	<b>0.0</b>	<b>0</b>	<b>0.0</b>
<b>Larceny/Theft Offenses (Total)</b>	<b>1</b>	<b>3.4</b>	<b>1</b>	<b>100.0</b>
Theft - Pocket-picking	0	0.0	0	0.0
Theft - Purse Snatching	0	0.0	0	0.0
Theft - Shoplifting	0	0.0	0	0.0
Theft From Building	1	3.4	1	100.0
Theft From Coin Machine	0	0.0	0	0.0
Theft From Motor Vehicle	0	0.0	0	0.0
Theft of Motor Vehicle Parts	0	0.0	0	0.0
Theft - All Other Larceny	0	0.0	0	0.0
<b>Motor Vehicle Theft</b>	<b>0</b>	<b>0.0</b>	<b>0</b>	<b>0.0</b>
<b>Counterfeiting/Forgery</b>	<b>0</b>	<b>0.0</b>	<b>0</b>	<b>0.0</b>
<b>Fraud Offenses (Total)</b>	<b>0</b>	<b>0.0</b>	<b>0</b>	<b>0.0</b>
Fraud - Computer Hacking/Invasion	0	0.0	0	0.0
Fraud - Credit Card/ATM	0	0.0	0	0.0
Fraud - False Pretenses	0	0.0	0	0.0
Fraud - Identity Theft	0	0.0	0	0.0
Fraud - Impersonation	0	0.0	0	0.0
Fraud - Welfare	0	0.0	0	0.0
Fraud - Wire	0	0.0	0	0.0
<b>Embezzlement</b>	<b>0</b>	<b>0.0</b>	<b>0</b>	<b>0.0</b>
<b>Stolen Property Offenses</b>	<b>0</b>	<b>0.0</b>	<b>0</b>	<b>0.0</b>
<b>Destruction/Damage/Vandalism</b>	<b>0</b>	<b>0.0</b>	<b>0</b>	<b>0.0</b>
<b>Drug/Narcotic Violations (Total)</b>	<b>0</b>	<b>0.0</b>	<b>0</b>	<b>0.0</b>
Drug/Narcotic Violations	0	0.0	0	0.0
Drug/Narcotic Equipment Violations	0	0.0	0	0.0

GROUP A OFFENSES	Offense	Rate per 1,000	Cleared	% Cleared
<b>Sex Offenses (Nonforcible) (Total)</b>	<b>0</b>	<b>0.0</b>	<b>0</b>	<b>0.0</b>
Incest	0	0.0	0	0.0
Statutory Rape	0	0.0	0	0.0
<b>Pornography/Obscene Material</b>	<b>0</b>	<b>0.0</b>	<b>0</b>	<b>0.0</b>
<b>Gambling Offenses (Total)</b>	<b>0</b>	<b>0.0</b>	<b>0</b>	<b>0.0</b>
Gambling - Betting/Wagering	0	0.0	0	0.0
Gambling - Operating/Promoting	0	0.0	0	0.0
Gambling - Equipment Violations	0	0.0	0	0.0
Gambling - Sports Tampering	0	0.0	0	0.0
<b>Prostitution Offenses (Total)</b>	<b>0</b>	<b>0.0</b>	<b>0</b>	<b>0.0</b>
Prostitution	0	0.0	0	0.0
Prostitution Assisting/Promoting	0	0.0	0	0.0
Purchasing Prostitution	0	0.0	0	0.0
<b>Human Trafficking Offenses (Total)</b>	<b>0</b>	<b>0.0</b>	<b>0</b>	<b>0.0</b>
Commercial Sex Acts	0	0.0	0	0.0
Involuntary Servitude	0	0.0	0	0.0
<b>Bribery</b>	<b>0</b>	<b>0.0</b>	<b>0</b>	<b>0.0</b>
<b>Weapon Law Violations</b>	<b>0</b>	<b>0.0</b>	<b>0</b>	<b>0.0</b>
<b>Animal Cruelty</b>	<b>0</b>	<b>0.0</b>	<b>0</b>	<b>0.0</b>

GROUP B OFFENSES	Offenses	Rate per 1,000
Bad Checks	0	0.0
Curfew/Vagrancy	0	0.0
Disorderly Conduct	0	0.0
DUI	0	0.0
Drunkenness	0	0.0
Family-Non Violent	0	0.0
Liquor Law Violations	0	0.0
Peeping Tom	0	0.0
Trespass	0	0.0
All Other Offenses	0	0.0

2022 Fall Term Campus Population	
Undergraduate Enrollment	258
Graduate Enrollment	0
Staff Personnel	17
Faculty Personnel	22
Security Personnel	0
<b>Total Campus Population</b>	<b>297</b>



## Tennessee College of Applied Technology at Jackson - 2022

GROUP A OFFENSES	Offense	Rate per 1,000	Cleared	% Cleared
<b>Homicide Offenses (Total)</b>	<b>0</b>	<b>0.0</b>	<b>0</b>	<b>0.0</b>
Murder	0	0.0	0	0.0
Negligent Manslaughter	0	0.0	0	0.0
Negligent Vehicular Manslaughter	0	0.0	0	0.0
<b>Kidnapping/Abduction</b>	<b>0</b>	<b>0.0</b>	<b>0</b>	<b>0.0</b>
<b>Sex Offenses (Forcible) (Total)</b>	<b>0</b>	<b>0.0</b>	<b>0</b>	<b>0.0</b>
Forcible Rape	0	0.0	0	0.0
Forcible Sodomy	0	0.0	0	0.0
Sexual Assault W/Object	0	0.0	0	0.0
Forcible Fondling	0	0.0	0	0.0
<b>Robbery</b>	<b>0</b>	<b>0.0</b>	<b>0</b>	<b>0.0</b>
<b>Assault Offenses (Total)</b>	<b>0</b>	<b>0.0</b>	<b>0</b>	<b>0.0</b>
Aggravated Assault	0	0.0	0	0.0
Simple Assault	0	0.0	0	0.0
Intimidation	0	0.0	0	0.0
Stalking	0	0.0	0	0.0
<b>Arson</b>	<b>0</b>	<b>0.0</b>	<b>0</b>	<b>0.0</b>
<b>Extortion/Blackmail</b>	<b>0</b>	<b>0.0</b>	<b>0</b>	<b>0.0</b>
<b>Burglary</b>	<b>0</b>	<b>0.0</b>	<b>0</b>	<b>0.0</b>
<b>Larceny/Theft Offenses (Total)</b>	<b>0</b>	<b>0.0</b>	<b>0</b>	<b>0.0</b>
Theft - Pocket-picking	0	0.0	0	0.0
Theft - Purse Snatching	0	0.0	0	0.0
Theft - Shoplifting	0	0.0	0	0.0
Theft From Building	0	0.0	0	0.0
Theft From Coin Machine	0	0.0	0	0.0
Theft From Motor Vehicle	0	0.0	0	0.0
Theft of Motor Vehicle Parts	0	0.0	0	0.0
Theft - All Other Larceny	0	0.0	0	0.0
<b>Motor Vehicle Theft</b>	<b>0</b>	<b>0.0</b>	<b>0</b>	<b>0.0</b>
<b>Counterfeiting/Forgery</b>	<b>0</b>	<b>0.0</b>	<b>0</b>	<b>0.0</b>
<b>Fraud Offenses (Total)</b>	<b>0</b>	<b>0.0</b>	<b>0</b>	<b>0.0</b>
Fraud - Computer Hacking/Invasion	0	0.0	0	0.0
Fraud - Credit Card/ATM	0	0.0	0	0.0
Fraud - False Pretenses	0	0.0	0	0.0
Fraud - Identity Theft	0	0.0	0	0.0
Fraud - Impersonation	0	0.0	0	0.0
Fraud - Welfare	0	0.0	0	0.0
Fraud - Wire	0	0.0	0	0.0
<b>Embezzlement</b>	<b>0</b>	<b>0.0</b>	<b>0</b>	<b>0.0</b>
<b>Stolen Property Offenses</b>	<b>0</b>	<b>0.0</b>	<b>0</b>	<b>0.0</b>
<b>Destruction/Damage/Vandalism</b>	<b>0</b>	<b>0.0</b>	<b>0</b>	<b>0.0</b>
<b>Drug/Narcotic Violations (Total)</b>	<b>2</b>	<b>3.5</b>	<b>2</b>	<b>100.0</b>
Drug/Narcotic Violations	1	1.8	1	100.0
Drug/Narcotic Equipment Violations	1	1.8	1	100.0

GROUP A OFFENSES	Offense	Rate per 1,000	Cleared	% Cleared
<b>Sex Offenses (Nonforcible) (Total)</b>	<b>0</b>	<b>0.0</b>	<b>0</b>	<b>0.0</b>
Incest	0	0.0	0	0.0
Statutory Rape	0	0.0	0	0.0
<b>Pornography/Obscene Material</b>	<b>0</b>	<b>0.0</b>	<b>0</b>	<b>0.0</b>
<b>Gambling Offenses (Total)</b>	<b>0</b>	<b>0.0</b>	<b>0</b>	<b>0.0</b>
Gambling - Betting/Wagering	0	0.0	0	0.0
Gambling - Operating/Promoting	0	0.0	0	0.0
Gambling - Equipment Violations	0	0.0	0	0.0
Gambling - Sports Tampering	0	0.0	0	0.0
<b>Prostitution Offenses (Total)</b>	<b>0</b>	<b>0.0</b>	<b>0</b>	<b>0.0</b>
Prostitution	0	0.0	0	0.0
Prostitution Assisting/Promoting	0	0.0	0	0.0
Purchasing Prostitution	0	0.0	0	0.0
<b>Human Trafficking Offenses (Total)</b>	<b>0</b>	<b>0.0</b>	<b>0</b>	<b>0.0</b>
Commercial Sex Acts	0	0.0	0	0.0
Involuntary Servitude	0	0.0	0	0.0
<b>Bribery</b>	<b>0</b>	<b>0.0</b>	<b>0</b>	<b>0.0</b>
<b>Weapon Law Violations</b>	<b>0</b>	<b>0.0</b>	<b>0</b>	<b>0.0</b>
<b>Animal Cruelty</b>	<b>0</b>	<b>0.0</b>	<b>0</b>	<b>0.0</b>

GROUP B OFFENSES	Offenses	Rate per 1,000
Bad Checks	0	0.0
Curfew/Vagrancy	0	0.0
Disorderly Conduct	0	0.0
DUI	0	0.0
Drunkenness	0	0.0
Family-Non Violent	0	0.0
Liquor Law Violations	0	0.0
Peeping Tom	0	0.0
Trespass	0	0.0
All Other Offenses	0	0.0

2022 Fall Term Campus Population	
Undergraduate Enrollment	504
Graduate Enrollment	0
Staff Personnel	29
Faculty Personnel	38
Security Personnel	0
<b>Total Campus Population</b>	<b>571</b>



**Tennessee College of Applied Technology at Knoxville - 2022**

<b>GROUP A OFFENSES</b>	Offense	Rate per 1,000	Cleared	% Cleared
<b>Homicide Offenses (Total)</b>	<b>0</b>	<b>0.0</b>	<b>0</b>	<b>0.0</b>
Murder	0	0.0	0	0.0
Negligent Manslaughter	0	0.0	0	0.0
Negligent Vehicular Manslaughter	0	0.0	0	0.0
<b>Kidnapping/Abduction</b>	<b>0</b>	<b>0.0</b>	<b>0</b>	<b>0.0</b>
<b>Sex Offenses (Forcible) (Total)</b>	<b>0</b>	<b>0.0</b>	<b>0</b>	<b>0.0</b>
Forcible Rape	0	0.0	0	0.0
Forcible Sodomy	0	0.0	0	0.0
Sexual Assault W/Object	0	0.0	0	0.0
Forcible Fondling	0	0.0	0	0.0
<b>Robbery</b>	<b>0</b>	<b>0.0</b>	<b>0</b>	<b>0.0</b>
<b>Assault Offenses (Total)</b>	<b>2</b>	<b>2.2</b>	<b>2</b>	<b>100.0</b>
Aggravated Assault	0	0.0	0	0.0
Simple Assault	0	0.0	0	0.0
Intimidation	2	2.2	2	100.0
Stalking	0	0.0	0	0.0
<b>Arson</b>	<b>0</b>	<b>0.0</b>	<b>0</b>	<b>0.0</b>
<b>Extortion/Blackmail</b>	<b>0</b>	<b>0.0</b>	<b>0</b>	<b>0.0</b>
<b>Burglary</b>	<b>0</b>	<b>0.0</b>	<b>0</b>	<b>0.0</b>
<b>Larceny/Theft Offenses (Total)</b>	<b>0</b>	<b>0.0</b>	<b>0</b>	<b>0.0</b>
Theft - Pocket-picking	0	0.0	0	0.0
Theft - Purse Snatching	0	0.0	0	0.0
Theft - Shoplifting	0	0.0	0	0.0
Theft From Building	0	0.0	0	0.0
Theft From Coin Machine	0	0.0	0	0.0
Theft From Motor Vehicle	0	0.0	0	0.0
Theft of Motor Vehicle Parts	0	0.0	0	0.0
Theft - All Other Larceny	0	0.0	0	0.0
<b>Motor Vehicle Theft</b>	<b>0</b>	<b>0.0</b>	<b>0</b>	<b>0.0</b>
<b>Counterfeiting/Forgery</b>	<b>0</b>	<b>0.0</b>	<b>0</b>	<b>0.0</b>
<b>Fraud Offenses (Total)</b>	<b>0</b>	<b>0.0</b>	<b>0</b>	<b>0.0</b>
Fraud - Computer Hacking/Invasion	0	0.0	0	0.0
Fraud - Credit Card/ATM	0	0.0	0	0.0
Fraud - False Pretenses	0	0.0	0	0.0
Fraud - Identity Theft	0	0.0	0	0.0
Fraud - Impersonation	0	0.0	0	0.0
Fraud - Welfare	0	0.0	0	0.0
Fraud - Wire	0	0.0	0	0.0
<b>Embezzlement</b>	<b>0</b>	<b>0.0</b>	<b>0</b>	<b>0.0</b>
<b>Stolen Property Offenses</b>	<b>0</b>	<b>0.0</b>	<b>0</b>	<b>0.0</b>
<b>Destruction/Damage/Vandalism</b>	<b>1</b>	<b>1.1</b>	<b>1</b>	<b>100.0</b>
<b>Drug/Narcotic Violations (Total)</b>	<b>0</b>	<b>0.0</b>	<b>0</b>	<b>0.0</b>
Drug/Narcotic Violations	0	0.0	0	0.0
Drug/Narcotic Equipment Violations	0	0.0	0	0.0

<b>GROUP A OFFENSES</b>	Offense	Rate per 1,000	Cleared	% Cleared
<b>Sex Offenses (Nonforcible) (Total)</b>	<b>0</b>	<b>0.0</b>	<b>0</b>	<b>0.0</b>
Incest	0	0.0	0	0.0
Statutory Rape	0	0.0	0	0.0
<b>Pornography/Obscene Material</b>	<b>0</b>	<b>0.0</b>	<b>0</b>	<b>0.0</b>
<b>Gambling Offenses (Total)</b>	<b>0</b>	<b>0.0</b>	<b>0</b>	<b>0.0</b>
Gambling - Betting/Wagering	0	0.0	0	0.0
Gambling - Operating/Promoting	0	0.0	0	0.0
Gambling - Equipment Violations	0	0.0	0	0.0
Gambling - Sports Tampering	0	0.0	0	0.0
<b>Prostitution Offenses (Total)</b>	<b>0</b>	<b>0.0</b>	<b>0</b>	<b>0.0</b>
Prostitution	0	0.0	0	0.0
Prostitution Assisting/Promoting	0	0.0	0	0.0
Purchasing Prostitution	0	0.0	0	0.0
<b>Human Trafficking Offenses (Total)</b>	<b>0</b>	<b>0.0</b>	<b>0</b>	<b>0.0</b>
Commercial Sex Acts	0	0.0	0	0.0
Involuntary Servitude	0	0.0	0	0.0
<b>Bribery</b>	<b>0</b>	<b>0.0</b>	<b>0</b>	<b>0.0</b>
<b>Weapon Law Violations</b>	<b>1</b>	<b>1.1</b>	<b>1</b>	<b>100.0</b>
<b>Animal Cruelty</b>	<b>0</b>	<b>0.0</b>	<b>0</b>	<b>0.0</b>

<b>GROUP B OFFENSES</b>	Offenses	Rate per 1,000
Bad Checks	0	0.0
Curfew/Vagrancy	0	0.0
Disorderly Conduct	0	0.0
DUI	1	1.1
Drunkenness	0	0.0
Family-Non Violent	0	0.0
Liquor Law Violations	0	0.0
Peeping Tom	0	0.0
Trespass	0	0.0
All Other Offenses	0	0.0

<b>2022 Fall Term Campus Population</b>	
Undergraduate Enrollment	751
Graduate Enrollment	0
Staff Personnel	50
Faculty Personnel	117
Security Personnel	4
<b>Total Campus Population</b>	<b>922</b>



**Tennessee College of Applied Technology at Livingston - 2022**

<b>GROUP A OFFENSES</b>	Offense	Rate per 1,000	Cleared	% Cleared
<b>Homicide Offenses (Total)</b>	<b>0</b>	<b>0.0</b>	<b>0</b>	<b>0.0</b>
Murder	0	0.0	0	0.0
Negligent Manslaughter	0	0.0	0	0.0
Negligent Vehicular Manslaughter	0	0.0	0	0.0
<b>Kidnapping/Abduction</b>	<b>0</b>	<b>0.0</b>	<b>0</b>	<b>0.0</b>
<b>Sex Offenses (Forcible) (Total)</b>	<b>0</b>	<b>0.0</b>	<b>0</b>	<b>0.0</b>
Forcible Rape	0	0.0	0	0.0
Forcible Sodomy	0	0.0	0	0.0
Sexual Assault W/Object	0	0.0	0	0.0
Forcible Fondling	0	0.0	0	0.0
<b>Robbery</b>	<b>0</b>	<b>0.0</b>	<b>0</b>	<b>0.0</b>
<b>Assault Offenses (Total)</b>	<b>0</b>	<b>0.0</b>	<b>0</b>	<b>0.0</b>
Aggravated Assault	0	0.0	0	0.0
Simple Assault	0	0.0	0	0.0
Intimidation	0	0.0	0	0.0
Stalking	0	0.0	0	0.0
<b>Arson</b>	<b>0</b>	<b>0.0</b>	<b>0</b>	<b>0.0</b>
<b>Extortion/Blackmail</b>	<b>0</b>	<b>0.0</b>	<b>0</b>	<b>0.0</b>
<b>Burglary</b>	<b>0</b>	<b>0.0</b>	<b>0</b>	<b>0.0</b>
<b>Larceny/Theft Offenses (Total)</b>	<b>0</b>	<b>0.0</b>	<b>0</b>	<b>0.0</b>
Theft - Pocket-picking	0	0.0	0	0.0
Theft - Purse Snatching	0	0.0	0	0.0
Theft - Shoplifting	0	0.0	0	0.0
Theft From Building	0	0.0	0	0.0
Theft From Coin Machine	0	0.0	0	0.0
Theft From Motor Vehicle	0	0.0	0	0.0
Theft of Motor Vehicle Parts	0	0.0	0	0.0
Theft - All Other Larceny	0	0.0	0	0.0
<b>Motor Vehicle Theft</b>	<b>0</b>	<b>0.0</b>	<b>0</b>	<b>0.0</b>
<b>Counterfeiting/Forgery</b>	<b>0</b>	<b>0.0</b>	<b>0</b>	<b>0.0</b>
<b>Fraud Offenses (Total)</b>	<b>0</b>	<b>0.0</b>	<b>0</b>	<b>0.0</b>
Fraud - Computer Hacking/Invasion	0	0.0	0	0.0
Fraud - Credit Card/ATM	0	0.0	0	0.0
Fraud - False Pretenses	0	0.0	0	0.0
Fraud - Identity Theft	0	0.0	0	0.0
Fraud - Impersonation	0	0.0	0	0.0
Fraud - Welfare	0	0.0	0	0.0
Fraud - Wire	0	0.0	0	0.0
<b>Embezzlement</b>	<b>0</b>	<b>0.0</b>	<b>0</b>	<b>0.0</b>
<b>Stolen Property Offenses</b>	<b>0</b>	<b>0.0</b>	<b>0</b>	<b>0.0</b>
<b>Destruction/Damage/Vandalism</b>	<b>0</b>	<b>0.0</b>	<b>0</b>	<b>0.0</b>
<b>Drug/Narcotic Violations (Total)</b>	<b>0</b>	<b>0.0</b>	<b>0</b>	<b>0.0</b>
Drug/Narcotic Violations	0	0.0	0	0.0
Drug/Narcotic Equipment Violations	0	0.0	0	0.0

<b>GROUP A OFFENSES</b>	Offense	Rate per 1,000	Cleared	% Cleared
<b>Sex Offenses (Nonforcible) (Total)</b>	<b>0</b>	<b>0.0</b>	<b>0</b>	<b>0.0</b>
Incest	0	0.0	0	0.0
Statutory Rape	0	0.0	0	0.0
<b>Pornography/Obscene Material</b>	<b>0</b>	<b>0.0</b>	<b>0</b>	<b>0.0</b>
<b>Gambling Offenses (Total)</b>	<b>0</b>	<b>0.0</b>	<b>0</b>	<b>0.0</b>
Gambling - Betting/Wagering	0	0.0	0	0.0
Gambling - Operating/Promoting	0	0.0	0	0.0
Gambling - Equipment Violations	0	0.0	0	0.0
Gambling - Sports Tampering	0	0.0	0	0.0
<b>Prostitution Offenses (Total)</b>	<b>0</b>	<b>0.0</b>	<b>0</b>	<b>0.0</b>
Prostitution	0	0.0	0	0.0
Prostitution Assisting/Promoting	0	0.0	0	0.0
Purchasing Prostitution	0	0.0	0	0.0
<b>Human Trafficking Offenses (Total)</b>	<b>0</b>	<b>0.0</b>	<b>0</b>	<b>0.0</b>
Commercial Sex Acts	0	0.0	0	0.0
Involuntary Servitude	0	0.0	0	0.0
<b>Bribery</b>	<b>0</b>	<b>0.0</b>	<b>0</b>	<b>0.0</b>
<b>Weapon Law Violations</b>	<b>0</b>	<b>0.0</b>	<b>0</b>	<b>0.0</b>
<b>Animal Cruelty</b>	<b>0</b>	<b>0.0</b>	<b>0</b>	<b>0.0</b>

<b>GROUP B OFFENSES</b>	Offenses	Rate per 1,000
Bad Checks	0	0.0
Curfew/Vagrancy	0	0.0
Disorderly Conduct	0	0.0
DUI	0	0.0
Drunkenness	0	0.0
Family-Non Violent	0	0.0
Liquor Law Violations	0	0.0
Peeping Tom	0	0.0
Trespass	0	0.0
All Other Offenses	0	0.0

<b>2022 Fall Term Campus Population</b>	
Undergraduate Enrollment	412
Graduate Enrollment	0
Staff Personnel	12
Faculty Personnel	28
Security Personnel	0
<b>Total Campus Population</b>	<b>452</b>



**Tennessee College of Applied Technology at McKenzie - 2022**

<b>GROUP A OFFENSES</b>	Offense	Rate per 1,000	Cleared	% Cleared
<b>Homicide Offenses (Total)</b>	<b>0</b>	<b>0.0</b>	<b>0</b>	<b>0.0</b>
Murder	0	0.0	0	0.0
Negligent Manslaughter	0	0.0	0	0.0
Negligent Vehicular Manslaughter	0	0.0	0	0.0
<b>Kidnapping/Abduction</b>	<b>0</b>	<b>0.0</b>	<b>0</b>	<b>0.0</b>
<b>Sex Offenses (Forcible) (Total)</b>	<b>0</b>	<b>0.0</b>	<b>0</b>	<b>0.0</b>
Forcible Rape	0	0.0	0	0.0
Forcible Sodomy	0	0.0	0	0.0
Sexual Assault W/Object	0	0.0	0	0.0
Forcible Fondling	0	0.0	0	0.0
<b>Robbery</b>	<b>0</b>	<b>0.0</b>	<b>0</b>	<b>0.0</b>
<b>Assault Offenses (Total)</b>	<b>0</b>	<b>0.0</b>	<b>0</b>	<b>0.0</b>
Aggravated Assault	0	0.0	0	0.0
Simple Assault	0	0.0	0	0.0
Intimidation	0	0.0	0	0.0
Stalking	0	0.0	0	0.0
<b>Arson</b>	<b>0</b>	<b>0.0</b>	<b>0</b>	<b>0.0</b>
<b>Extortion/Blackmail</b>	<b>0</b>	<b>0.0</b>	<b>0</b>	<b>0.0</b>
<b>Burglary</b>	<b>0</b>	<b>0.0</b>	<b>0</b>	<b>0.0</b>
<b>Larceny/Theft Offenses (Total)</b>	<b>0</b>	<b>0.0</b>	<b>0</b>	<b>0.0</b>
Theft - Pocket-picking	0	0.0	0	0.0
Theft - Purse Snatching	0	0.0	0	0.0
Theft - Shoplifting	0	0.0	0	0.0
Theft From Building	0	0.0	0	0.0
Theft From Coin Machine	0	0.0	0	0.0
Theft From Motor Vehicle	0	0.0	0	0.0
Theft of Motor Vehicle Parts	0	0.0	0	0.0
Theft - All Other Larceny	0	0.0	0	0.0
<b>Motor Vehicle Theft</b>	<b>0</b>	<b>0.0</b>	<b>0</b>	<b>0.0</b>
<b>Counterfeiting/Forgery</b>	<b>0</b>	<b>0.0</b>	<b>0</b>	<b>0.0</b>
<b>Fraud Offenses (Total)</b>	<b>0</b>	<b>0.0</b>	<b>0</b>	<b>0.0</b>
Fraud - Computer Hacking/Invasion	0	0.0	0	0.0
Fraud - Credit Card/ATM	0	0.0	0	0.0
Fraud - False Pretenses	0	0.0	0	0.0
Fraud - Identity Theft	0	0.0	0	0.0
Fraud - Impersonation	0	0.0	0	0.0
Fraud - Welfare	0	0.0	0	0.0
Fraud - Wire	0	0.0	0	0.0
<b>Embezzlement</b>	<b>0</b>	<b>0.0</b>	<b>0</b>	<b>0.0</b>
<b>Stolen Property Offenses</b>	<b>0</b>	<b>0.0</b>	<b>0</b>	<b>0.0</b>
<b>Destruction/Damage/Vandalism</b>	<b>0</b>	<b>0.0</b>	<b>0</b>	<b>0.0</b>
<b>Drug/Narcotic Violations (Total)</b>	<b>0</b>	<b>0.0</b>	<b>0</b>	<b>0.0</b>
Drug/Narcotic Violations	0	0.0	0	0.0
Drug/Narcotic Equipment Violations	0	0.0	0	0.0

<b>GROUP A OFFENSES</b>	Offense	Rate per 1,000	Cleared	% Cleared
<b>Sex Offenses (Nonforcible) (Total)</b>	<b>0</b>	<b>0.0</b>	<b>0</b>	<b>0.0</b>
Incest	0	0.0	0	0.0
Statutory Rape	0	0.0	0	0.0
<b>Pornography/Obscene Material</b>	<b>0</b>	<b>0.0</b>	<b>0</b>	<b>0.0</b>
<b>Gambling Offenses (Total)</b>	<b>0</b>	<b>0.0</b>	<b>0</b>	<b>0.0</b>
Gambling - Betting/Wagering	0	0.0	0	0.0
Gambling - Operating/Promoting	0	0.0	0	0.0
Gambling - Equipment Violations	0	0.0	0	0.0
Gambling - Sports Tampering	0	0.0	0	0.0
<b>Prostitution Offenses (Total)</b>	<b>0</b>	<b>0.0</b>	<b>0</b>	<b>0.0</b>
Prostitution	0	0.0	0	0.0
Prostitution Assisting/Promoting	0	0.0	0	0.0
Purchasing Prostitution	0	0.0	0	0.0
<b>Human Trafficking Offenses (Total)</b>	<b>0</b>	<b>0.0</b>	<b>0</b>	<b>0.0</b>
Commercial Sex Acts	0	0.0	0	0.0
Involuntary Servitude	0	0.0	0	0.0
<b>Bribery</b>	<b>0</b>	<b>0.0</b>	<b>0</b>	<b>0.0</b>
<b>Weapon Law Violations</b>	<b>0</b>	<b>0.0</b>	<b>0</b>	<b>0.0</b>
<b>Animal Cruelty</b>	<b>0</b>	<b>0.0</b>	<b>0</b>	<b>0.0</b>

<b>GROUP B OFFENSES</b>	Offenses	Rate per 1,000
Bad Checks	0	0.0
Curfew/Vagrancy	0	0.0
Disorderly Conduct	0	0.0
DUI	0	0.0
Drunkenness	0	0.0
Family-Non Violent	0	0.0
Liquor Law Violations	0	0.0
Peeping Tom	0	0.0
Trespass	0	0.0
All Other Offenses	0	0.0

<b>2022 Fall Term Campus Population</b>	
Undergraduate Enrollment	122
Graduate Enrollment	0
Staff Personnel	8
Faculty Personnel	8
Security Personnel	0
<b>Total Campus Population</b>	<b>138</b>





**Tennessee College of Applied Technology at McMinnville - 2022**

<b>GROUP A OFFENSES</b>	Offense	Rate per 1,000	Cleared	% Cleared
<b>Homicide Offenses (Total)</b>	<b>0</b>	<b>0.0</b>	<b>0</b>	<b>0.0</b>
Murder	0	0.0	0	0.0
Negligent Manslaughter	0	0.0	0	0.0
Negligent Vehicular Manslaughter	0	0.0	0	0.0
<b>Kidnapping/Abduction</b>	<b>0</b>	<b>0.0</b>	<b>0</b>	<b>0.0</b>
<b>Sex Offenses (Forcible) (Total)</b>	<b>0</b>	<b>0.0</b>	<b>0</b>	<b>0.0</b>
Forcible Rape	0	0.0	0	0.0
Forcible Sodomy	0	0.0	0	0.0
Sexual Assault W/Object	0	0.0	0	0.0
Forcible Fondling	0	0.0	0	0.0
<b>Robbery</b>	<b>0</b>	<b>0.0</b>	<b>0</b>	<b>0.0</b>
<b>Assault Offenses (Total)</b>	<b>0</b>	<b>0.0</b>	<b>0</b>	<b>0.0</b>
Aggravated Assault	0	0.0	0	0.0
Simple Assault	0	0.0	0	0.0
Intimidation	0	0.0	0	0.0
Stalking	0	0.0	0	0.0
<b>Arson</b>	<b>0</b>	<b>0.0</b>	<b>0</b>	<b>0.0</b>
<b>Extortion/Blackmail</b>	<b>0</b>	<b>0.0</b>	<b>0</b>	<b>0.0</b>
<b>Burglary</b>	<b>0</b>	<b>0.0</b>	<b>0</b>	<b>0.0</b>
<b>Larceny/Theft Offenses (Total)</b>	<b>0</b>	<b>0.0</b>	<b>0</b>	<b>0.0</b>
Theft - Pocket-picking	0	0.0	0	0.0
Theft - Purse Snatching	0	0.0	0	0.0
Theft - Shoplifting	0	0.0	0	0.0
Theft From Building	0	0.0	0	0.0
Theft From Coin Machine	0	0.0	0	0.0
Theft From Motor Vehicle	0	0.0	0	0.0
Theft of Motor Vehicle Parts	0	0.0	0	0.0
Theft - All Other Larceny	0	0.0	0	0.0
<b>Motor Vehicle Theft</b>	<b>0</b>	<b>0.0</b>	<b>0</b>	<b>0.0</b>
<b>Counterfeiting/Forgery</b>	<b>0</b>	<b>0.0</b>	<b>0</b>	<b>0.0</b>
<b>Fraud Offenses (Total)</b>	<b>0</b>	<b>0.0</b>	<b>0</b>	<b>0.0</b>
Fraud - Computer Hacking/Invasion	0	0.0	0	0.0
Fraud - Credit Card/ATM	0	0.0	0	0.0
Fraud - False Pretenses	0	0.0	0	0.0
Fraud - Identity Theft	0	0.0	0	0.0
Fraud - Impersonation	0	0.0	0	0.0
Fraud - Welfare	0	0.0	0	0.0
Fraud - Wire	0	0.0	0	0.0
<b>Embezzlement</b>	<b>0</b>	<b>0.0</b>	<b>0</b>	<b>0.0</b>
<b>Stolen Property Offenses</b>	<b>0</b>	<b>0.0</b>	<b>0</b>	<b>0.0</b>
<b>Destruction/Damage/Vandalism</b>	<b>0</b>	<b>0.0</b>	<b>0</b>	<b>0.0</b>
<b>Drug/Narcotic Violations (Total)</b>	<b>0</b>	<b>0.0</b>	<b>0</b>	<b>0.0</b>
Drug/Narcotic Violations	0	0.0	0	0.0
Drug/Narcotic Equipment Violations	0	0.0	0	0.0

<b>GROUP A OFFENSES</b>	Offense	Rate per 1,000	Cleared	% Cleared
<b>Sex Offenses (Nonforcible) (Total)</b>	<b>0</b>	<b>0.0</b>	<b>0</b>	<b>0.0</b>
Incest	0	0.0	0	0.0
Statutory Rape	0	0.0	0	0.0
<b>Pornography/Obscene Material</b>	<b>0</b>	<b>0.0</b>	<b>0</b>	<b>0.0</b>
<b>Gambling Offenses (Total)</b>	<b>0</b>	<b>0.0</b>	<b>0</b>	<b>0.0</b>
Gambling - Betting/Wagering	0	0.0	0	0.0
Gambling - Operating/Promoting	0	0.0	0	0.0
Gambling - Equipment Violations	0	0.0	0	0.0
Gambling - Sports Tampering	0	0.0	0	0.0
<b>Prostitution Offenses (Total)</b>	<b>0</b>	<b>0.0</b>	<b>0</b>	<b>0.0</b>
Prostitution	0	0.0	0	0.0
Prostitution Assisting/Promoting	0	0.0	0	0.0
Purchasing Prostitution	0	0.0	0	0.0
<b>Human Trafficking Offenses (Total)</b>	<b>0</b>	<b>0.0</b>	<b>0</b>	<b>0.0</b>
Commercial Sex Acts	0	0.0	0	0.0
Involuntary Servitude	0	0.0	0	0.0
<b>Bribery</b>	<b>0</b>	<b>0.0</b>	<b>0</b>	<b>0.0</b>
<b>Weapon Law Violations</b>	<b>0</b>	<b>0.0</b>	<b>0</b>	<b>0.0</b>
<b>Animal Cruelty</b>	<b>0</b>	<b>0.0</b>	<b>0</b>	<b>0.0</b>

<b>GROUP B OFFENSES</b>	Offenses	Rate per 1,000
Bad Checks	0	0.0
Curfew/Vagrancy	0	0.0
Disorderly Conduct	0	0.0
DUI	0	0.0
Drunkenness	0	0.0
Family-Non Violent	0	0.0
Liquor Law Violations	0	0.0
Peeping Tom	0	0.0
Trespass	0	0.0
All Other Offenses	0	0.0

<b>2022 Fall Term Campus Population</b>	
Undergraduate Enrollment	287
Graduate Enrollment	0
Staff Personnel	9
Faculty Personnel	15
Security Personnel	0
<b>Total Campus Population</b>	<b>311</b>





**Tennessee College of Applied Technology at Memphis - 2022**

<b>GROUP A OFFENSES</b>	Offense	Rate per 1,000	Cleared	% Cleared
<b>Homicide Offenses (Total)</b>	<b>0</b>	<b>0.0</b>	<b>0</b>	<b>0.0</b>
Murder	0	0.0	0	0.0
Negligent Manslaughter	0	0.0	0	0.0
Negligent Vehicular Manslaughter	0	0.0	0	0.0
<b>Kidnapping/Abduction</b>	<b>0</b>	<b>0.0</b>	<b>0</b>	<b>0.0</b>
<b>Sex Offenses (Forcible) (Total)</b>	<b>0</b>	<b>0.0</b>	<b>0</b>	<b>0.0</b>
Forcible Rape	0	0.0	0	0.0
Forcible Sodomy	0	0.0	0	0.0
Sexual Assault W/Object	0	0.0	0	0.0
Forcible Fondling	0	0.0	0	0.0
<b>Robbery</b>	<b>0</b>	<b>0.0</b>	<b>0</b>	<b>0.0</b>
<b>Assault Offenses (Total)</b>	<b>3</b>	<b>2.9</b>	<b>0</b>	<b>0.0</b>
Aggravated Assault	2	1.9	0	0.0
Simple Assault	0	0.0	0	0.0
Intimidation	1	1.0	0	0.0
Stalking	0	0.0	0	0.0
<b>Arson</b>	<b>0</b>	<b>0.0</b>	<b>0</b>	<b>0.0</b>
<b>Extortion/Blackmail</b>	<b>0</b>	<b>0.0</b>	<b>0</b>	<b>0.0</b>
<b>Burglary</b>	<b>0</b>	<b>0.0</b>	<b>0</b>	<b>0.0</b>
<b>Larceny/Theft Offenses (Total)</b>	<b>5</b>	<b>4.8</b>	<b>1</b>	<b>20.0</b>
Theft - Pocket-picking	0	0.0	0	0.0
Theft - Purse Snatching	0	0.0	0	0.0
Theft - Shoplifting	0	0.0	0	0.0
Theft From Building	1	1.0	1	100.0
Theft From Coin Machine	0	0.0	0	0.0
Theft From Motor Vehicle	4	3.9	0	0.0
Theft of Motor Vehicle Parts	0	0.0	0	0.0
Theft - All Other Larceny	0	0.0	0	0.0
<b>Motor Vehicle Theft</b>	<b>2</b>	<b>1.9</b>	<b>0</b>	<b>0.0</b>
<b>Counterfeiting/Forgery</b>	<b>0</b>	<b>0.0</b>	<b>0</b>	<b>0.0</b>
<b>Fraud Offenses (Total)</b>	<b>0</b>	<b>0.0</b>	<b>0</b>	<b>0.0</b>
Fraud - Computer Hacking/Invasion	0	0.0	0	0.0
Fraud - Credit Card/ATM	0	0.0	0	0.0
Fraud - False Pretenses	0	0.0	0	0.0
Fraud - Identity Theft	0	0.0	0	0.0
Fraud - Impersonation	0	0.0	0	0.0
Fraud - Welfare	0	0.0	0	0.0
Fraud - Wire	0	0.0	0	0.0
<b>Embezzlement</b>	<b>0</b>	<b>0.0</b>	<b>0</b>	<b>0.0</b>
<b>Stolen Property Offenses</b>	<b>0</b>	<b>0.0</b>	<b>0</b>	<b>0.0</b>
<b>Destruction/Damage/Vandalism</b>	<b>1</b>	<b>1.0</b>	<b>0</b>	<b>0.0</b>
<b>Drug/Narcotic Violations (Total)</b>	<b>0</b>	<b>0.0</b>	<b>0</b>	<b>0.0</b>
Drug/Narcotic Violations	0	0.0	0	0.0
Drug/Narcotic Equipment Violations	0	0.0	0	0.0

<b>GROUP A OFFENSES</b>	Offense	Rate per 1,000	Cleared	% Cleared
<b>Sex Offenses (Nonforcible) (Total)</b>	<b>0</b>	<b>0.0</b>	<b>0</b>	<b>0.0</b>
Incest	0	0.0	0	0.0
Statutory Rape	0	0.0	0	0.0
<b>Pornography/Obscene Material</b>	<b>0</b>	<b>0.0</b>	<b>0</b>	<b>0.0</b>
<b>Gambling Offenses (Total)</b>	<b>0</b>	<b>0.0</b>	<b>0</b>	<b>0.0</b>
Gambling - Betting/Wagering	0	0.0	0	0.0
Gambling - Operating/Promoting	0	0.0	0	0.0
Gambling - Equipment Violations	0	0.0	0	0.0
Gambling - Sports Tampering	0	0.0	0	0.0
<b>Prostitution Offenses (Total)</b>	<b>0</b>	<b>0.0</b>	<b>0</b>	<b>0.0</b>
Prostitution	0	0.0	0	0.0
Prostitution Assisting/Promoting	0	0.0	0	0.0
Purchasing Prostitution	0	0.0	0	0.0
<b>Human Trafficking Offenses (Total)</b>	<b>0</b>	<b>0.0</b>	<b>0</b>	<b>0.0</b>
Commercial Sex Acts	0	0.0	0	0.0
Involuntary Servitude	0	0.0	0	0.0
<b>Bribery</b>	<b>0</b>	<b>0.0</b>	<b>0</b>	<b>0.0</b>
<b>Weapon Law Violations</b>	<b>0</b>	<b>0.0</b>	<b>0</b>	<b>0.0</b>
<b>Animal Cruelty</b>	<b>0</b>	<b>0.0</b>	<b>0</b>	<b>0.0</b>

<b>GROUP B OFFENSES</b>	Offenses	Rate per 1,000
Bad Checks	0	0.0
Curfew/Vagrancy	0	0.0
Disorderly Conduct	0	0.0
DUI	0	0.0
Drunkenness	0	0.0
Family-Non Violent	0	0.0
Liquor Law Violations	0	0.0
Peeping Tom	0	0.0
Trespass	0	0.0
All Other Offenses	0	0.0

<b>2022 Fall Term Campus Population</b>	
Undergraduate Enrollment	961
Graduate Enrollment	0
Staff Personnel	25
Faculty Personnel	49
Security Personnel	3
<b>Total Campus Population</b>	<b>1,038</b>



**Tennessee College of Applied Technology at Morristown - 2022**

<b>GROUP A OFFENSES</b>	Offense	Rate per 1,000	Cleared	% Cleared
<b>Homicide Offenses (Total)</b>	<b>0</b>	<b>0.0</b>	<b>0</b>	<b>0.0</b>
Murder	0	0.0	0	0.0
Negligent Manslaughter	0	0.0	0	0.0
Negligent Vehicular Manslaughter	0	0.0	0	0.0
<b>Kidnapping/Abduction</b>	<b>0</b>	<b>0.0</b>	<b>0</b>	<b>0.0</b>
<b>Sex Offenses (Forcible) (Total)</b>	<b>0</b>	<b>0.0</b>	<b>0</b>	<b>0.0</b>
Forcible Rape	0	0.0	0	0.0
Forcible Sodomy	0	0.0	0	0.0
Sexual Assault W/Object	0	0.0	0	0.0
Forcible Fondling	0	0.0	0	0.0
<b>Robbery</b>	<b>0</b>	<b>0.0</b>	<b>0</b>	<b>0.0</b>
<b>Assault Offenses (Total)</b>	<b>0</b>	<b>0.0</b>	<b>0</b>	<b>0.0</b>
Aggravated Assault	0	0.0	0	0.0
Simple Assault	0	0.0	0	0.0
Intimidation	0	0.0	0	0.0
Stalking	0	0.0	0	0.0
<b>Arson</b>	<b>0</b>	<b>0.0</b>	<b>0</b>	<b>0.0</b>
<b>Extortion/Blackmail</b>	<b>0</b>	<b>0.0</b>	<b>0</b>	<b>0.0</b>
<b>Burglary</b>	<b>1</b>	<b>1.7</b>	<b>0</b>	<b>0.0</b>
<b>Larceny/Theft Offenses (Total)</b>	<b>0</b>	<b>0.0</b>	<b>0</b>	<b>0.0</b>
Theft - Pocket-picking	0	0.0	0	0.0
Theft - Purse Snatching	0	0.0	0	0.0
Theft - Shoplifting	0	0.0	0	0.0
Theft From Building	0	0.0	0	0.0
Theft From Coin Machine	0	0.0	0	0.0
Theft From Motor Vehicle	0	0.0	0	0.0
Theft of Motor Vehicle Parts	0	0.0	0	0.0
Theft - All Other Larceny	0	0.0	0	0.0
<b>Motor Vehicle Theft</b>	<b>0</b>	<b>0.0</b>	<b>0</b>	<b>0.0</b>
<b>Counterfeiting/Forgery</b>	<b>0</b>	<b>0.0</b>	<b>0</b>	<b>0.0</b>
<b>Fraud Offenses (Total)</b>	<b>0</b>	<b>0.0</b>	<b>0</b>	<b>0.0</b>
Fraud - Computer Hacking/Invasion	0	0.0	0	0.0
Fraud - Credit Card/ATM	0	0.0	0	0.0
Fraud - False Pretenses	0	0.0	0	0.0
Fraud - Identity Theft	0	0.0	0	0.0
Fraud - Impersonation	0	0.0	0	0.0
Fraud - Welfare	0	0.0	0	0.0
Fraud - Wire	0	0.0	0	0.0
<b>Embezzlement</b>	<b>0</b>	<b>0.0</b>	<b>0</b>	<b>0.0</b>
<b>Stolen Property Offenses</b>	<b>0</b>	<b>0.0</b>	<b>0</b>	<b>0.0</b>
<b>Destruction/Damage/Vandalism</b>	<b>0</b>	<b>0.0</b>	<b>0</b>	<b>0.0</b>
<b>Drug/Narcotic Violations (Total)</b>	<b>0</b>	<b>0.0</b>	<b>0</b>	<b>0.0</b>
Drug/Narcotic Violations	0	0.0	0	0.0
Drug/Narcotic Equipment Violations	0	0.0	0	0.0

<b>GROUP A OFFENSES</b>	Offense	Rate per 1,000	Cleared	% Cleared
<b>Sex Offenses (Nonforcible) (Total)</b>	<b>0</b>	<b>0.0</b>	<b>0</b>	<b>0.0</b>
Incest	0	0.0	0	0.0
Statutory Rape	0	0.0	0	0.0
<b>Pornography/Obscene Material</b>	<b>0</b>	<b>0.0</b>	<b>0</b>	<b>0.0</b>
<b>Gambling Offenses (Total)</b>	<b>0</b>	<b>0.0</b>	<b>0</b>	<b>0.0</b>
Gambling - Betting/Wagering	0	0.0	0	0.0
Gambling - Operating/Promoting	0	0.0	0	0.0
Gambling - Equipment Violations	0	0.0	0	0.0
Gambling - Sports Tampering	0	0.0	0	0.0
<b>Prostitution Offenses (Total)</b>	<b>0</b>	<b>0.0</b>	<b>0</b>	<b>0.0</b>
Prostitution	0	0.0	0	0.0
Prostitution Assisting/Promoting	0	0.0	0	0.0
Purchasing Prostitution	0	0.0	0	0.0
<b>Human Trafficking Offenses (Total)</b>	<b>0</b>	<b>0.0</b>	<b>0</b>	<b>0.0</b>
Commercial Sex Acts	0	0.0	0	0.0
Involuntary Servitude	0	0.0	0	0.0
<b>Bribery</b>	<b>0</b>	<b>0.0</b>	<b>0</b>	<b>0.0</b>
<b>Weapon Law Violations</b>	<b>0</b>	<b>0.0</b>	<b>0</b>	<b>0.0</b>
<b>Animal Cruelty</b>	<b>0</b>	<b>0.0</b>	<b>0</b>	<b>0.0</b>

<b>GROUP B OFFENSES</b>	Offenses	Rate per 1,000
Bad Checks	0	0.0
Curfew/Vagrancy	0	0.0
Disorderly Conduct	0	0.0
DUI	0	0.0
Drunkenness	0	0.0
Family-Non Violent	0	0.0
Liquor Law Violations	0	0.0
Peeping Tom	0	0.0
Trespass	0	0.0
All Other Offenses	0	0.0

<b>2022 Fall Term Campus Population</b>	
Undergraduate Enrollment	542
Graduate Enrollment	0
Staff Personnel	22
Faculty Personnel	40
Security Personnel	0
<b>Total Campus Population</b>	<b>604</b>



**Tennessee College of Applied Technology at Murfreesboro - 2022**

<b>GROUP A OFFENSES</b>	Offense	Rate per 1,000	Cleared	% Cleared
<b>Homicide Offenses (Total)</b>	<b>0</b>	<b>0.0</b>	<b>0</b>	<b>0.0</b>
Murder	0	0.0	0	0.0
Negligent Manslaughter	0	0.0	0	0.0
Negligent Vehicular Manslaughter	0	0.0	0	0.0
<b>Kidnapping/Abduction</b>	<b>0</b>	<b>0.0</b>	<b>0</b>	<b>0.0</b>
<b>Sex Offenses (Forcible) (Total)</b>	<b>0</b>	<b>0.0</b>	<b>0</b>	<b>0.0</b>
Forcible Rape	0	0.0	0	0.0
Forcible Sodomy	0	0.0	0	0.0
Sexual Assault W/Object	0	0.0	0	0.0
Forcible Fondling	0	0.0	0	0.0
<b>Robbery</b>	<b>0</b>	<b>0.0</b>	<b>0</b>	<b>0.0</b>
<b>Assault Offenses (Total)</b>	<b>0</b>	<b>0.0</b>	<b>0</b>	<b>0.0</b>
Aggravated Assault	0	0.0	0	0.0
Simple Assault	0	0.0	0	0.0
Intimidation	0	0.0	0	0.0
Stalking	0	0.0	0	0.0
<b>Arson</b>	<b>0</b>	<b>0.0</b>	<b>0</b>	<b>0.0</b>
<b>Extortion/Blackmail</b>	<b>0</b>	<b>0.0</b>	<b>0</b>	<b>0.0</b>
<b>Burglary</b>	<b>0</b>	<b>0.0</b>	<b>0</b>	<b>0.0</b>
<b>Larceny/Theft Offenses (Total)</b>	<b>0</b>	<b>0.0</b>	<b>0</b>	<b>0.0</b>
Theft - Pocket-picking	0	0.0	0	0.0
Theft - Purse Snatching	0	0.0	0	0.0
Theft - Shoplifting	0	0.0	0	0.0
Theft From Building	0	0.0	0	0.0
Theft From Coin Machine	0	0.0	0	0.0
Theft From Motor Vehicle	0	0.0	0	0.0
Theft of Motor Vehicle Parts	0	0.0	0	0.0
Theft - All Other Larceny	0	0.0	0	0.0
<b>Motor Vehicle Theft</b>	<b>0</b>	<b>0.0</b>	<b>0</b>	<b>0.0</b>
<b>Counterfeiting/Forgery</b>	<b>0</b>	<b>0.0</b>	<b>0</b>	<b>0.0</b>
<b>Fraud Offenses (Total)</b>	<b>0</b>	<b>0.0</b>	<b>0</b>	<b>0.0</b>
Fraud - Computer Hacking/Invasion	0	0.0	0	0.0
Fraud - Credit Card/ATM	0	0.0	0	0.0
Fraud - False Pretenses	0	0.0	0	0.0
Fraud - Identity Theft	0	0.0	0	0.0
Fraud - Impersonation	0	0.0	0	0.0
Fraud - Welfare	0	0.0	0	0.0
Fraud - Wire	0	0.0	0	0.0
<b>Embezzlement</b>	<b>0</b>	<b>0.0</b>	<b>0</b>	<b>0.0</b>
<b>Stolen Property Offenses</b>	<b>0</b>	<b>0.0</b>	<b>0</b>	<b>0.0</b>
<b>Destruction/Damage/Vandalism</b>	<b>0</b>	<b>0.0</b>	<b>0</b>	<b>0.0</b>
<b>Drug/Narcotic Violations (Total)</b>	<b>0</b>	<b>0.0</b>	<b>0</b>	<b>0.0</b>
Drug/Narcotic Violations	0	0.0	0	0.0
Drug/Narcotic Equipment Violations	0	0.0	0	0.0

<b>GROUP A OFFENSES</b>	Offense	Rate per 1,000	Cleared	% Cleared
<b>Sex Offenses (Nonforcible) (Total)</b>	<b>0</b>	<b>0.0</b>	<b>0</b>	<b>0.0</b>
Incest	0	0.0	0	0.0
Statutory Rape	0	0.0	0	0.0
<b>Pornography/Obscene Material</b>	<b>0</b>	<b>0.0</b>	<b>0</b>	<b>0.0</b>
<b>Gambling Offenses (Total)</b>	<b>0</b>	<b>0.0</b>	<b>0</b>	<b>0.0</b>
Gambling - Betting/Wagering	0	0.0	0	0.0
Gambling - Operating/Promoting	0	0.0	0	0.0
Gambling - Equipment Violations	0	0.0	0	0.0
Gambling - Sports Tampering	0	0.0	0	0.0
<b>Prostitution Offenses (Total)</b>	<b>0</b>	<b>0.0</b>	<b>0</b>	<b>0.0</b>
Prostitution	0	0.0	0	0.0
Prostitution Assisting/Promoting	0	0.0	0	0.0
Purchasing Prostitution	0	0.0	0	0.0
<b>Human Trafficking Offenses (Total)</b>	<b>0</b>	<b>0.0</b>	<b>0</b>	<b>0.0</b>
Commercial Sex Acts	0	0.0	0	0.0
Involuntary Servitude	0	0.0	0	0.0
<b>Bribery</b>	<b>0</b>	<b>0.0</b>	<b>0</b>	<b>0.0</b>
<b>Weapon Law Violations</b>	<b>0</b>	<b>0.0</b>	<b>0</b>	<b>0.0</b>
<b>Animal Cruelty</b>	<b>0</b>	<b>0.0</b>	<b>0</b>	<b>0.0</b>

<b>GROUP B OFFENSES</b>	Offenses	Rate per 1,000
Bad Checks	0	0.0
Curfew/Vagrancy	0	0.0
Disorderly Conduct	0	0.0
DUI	0	0.0
Drunkenness	0	0.0
Family-Non Violent	0	0.0
Liquor Law Violations	0	0.0
Peeping Tom	0	0.0
Trespass	0	0.0
All Other Offenses	0	0.0

<b>2022 Fall Term Campus Population</b>	
Undergraduate Enrollment	527
Graduate Enrollment	0
Staff Personnel	27
Faculty Personnel	29
Security Personnel	0
<b>Total Campus Population</b>	<b>583</b>



**Tennessee College of Applied Technology at Nashville - 2022**

<b>GROUP A OFFENSES</b>	Offense	Rate per 1,000	Cleared	% Cleared
<b>Homicide Offenses (Total)</b>	<b>0</b>	<b>0.0</b>	<b>0</b>	<b>0.0</b>
Murder	0	0.0	0	0.0
Negligent Manslaughter	0	0.0	0	0.0
Negligent Vehicular Manslaughter	0	0.0	0	0.0
<b>Kidnapping/Abduction</b>	<b>0</b>	<b>0.0</b>	<b>0</b>	<b>0.0</b>
<b>Sex Offenses (Forcible) (Total)</b>	<b>0</b>	<b>0.0</b>	<b>0</b>	<b>0.0</b>
Forcible Rape	0	0.0	0	0.0
Forcible Sodomy	0	0.0	0	0.0
Sexual Assault W/Object	0	0.0	0	0.0
Forcible Fondling	0	0.0	0	0.0
<b>Robbery</b>	<b>0</b>	<b>0.0</b>	<b>0</b>	<b>0.0</b>
<b>Assault Offenses (Total)</b>	<b>3</b>	<b>2.9</b>	<b>0</b>	<b>0.0</b>
Aggravated Assault	0	0.0	0	0.0
Simple Assault	1	1.0	0	0.0
Intimidation	2	1.9	0	0.0
Stalking	0	0.0	0	0.0
<b>Arson</b>	<b>0</b>	<b>0.0</b>	<b>0</b>	<b>0.0</b>
<b>Extortion/Blackmail</b>	<b>0</b>	<b>0.0</b>	<b>0</b>	<b>0.0</b>
<b>Burglary</b>	<b>0</b>	<b>0.0</b>	<b>0</b>	<b>0.0</b>
<b>Larceny/Theft Offenses (Total)</b>	<b>0</b>	<b>0.0</b>	<b>0</b>	<b>0.0</b>
Theft - Pocket-picking	0	0.0	0	0.0
Theft - Purse Snatching	0	0.0	0	0.0
Theft - Shoplifting	0	0.0	0	0.0
Theft From Building	0	0.0	0	0.0
Theft From Coin Machine	0	0.0	0	0.0
Theft From Motor Vehicle	0	0.0	0	0.0
Theft of Motor Vehicle Parts	0	0.0	0	0.0
Theft - All Other Larceny	0	0.0	0	0.0
<b>Motor Vehicle Theft</b>	<b>0</b>	<b>0.0</b>	<b>0</b>	<b>0.0</b>
<b>Counterfeiting/Forgery</b>	<b>0</b>	<b>0.0</b>	<b>0</b>	<b>0.0</b>
<b>Fraud Offenses (Total)</b>	<b>0</b>	<b>0.0</b>	<b>0</b>	<b>0.0</b>
Fraud - Computer Hacking/Invasion	0	0.0	0	0.0
Fraud - Credit Card/ATM	0	0.0	0	0.0
Fraud - False Pretenses	0	0.0	0	0.0
Fraud - Identity Theft	0	0.0	0	0.0
Fraud - Impersonation	0	0.0	0	0.0
Fraud - Welfare	0	0.0	0	0.0
Fraud - Wire	0	0.0	0	0.0
<b>Embezzlement</b>	<b>0</b>	<b>0.0</b>	<b>0</b>	<b>0.0</b>
<b>Stolen Property Offenses</b>	<b>0</b>	<b>0.0</b>	<b>0</b>	<b>0.0</b>
<b>Destruction/Damage/Vandalism</b>	<b>0</b>	<b>0.0</b>	<b>0</b>	<b>0.0</b>
<b>Drug/Narcotic Violations (Total)</b>	<b>0</b>	<b>0.0</b>	<b>0</b>	<b>0.0</b>
Drug/Narcotic Violations	0	0.0	0	0.0
Drug/Narcotic Equipment Violations	0	0.0	0	0.0

<b>GROUP A OFFENSES</b>	Offense	Rate per 1,000	Cleared	% Cleared
<b>Sex Offenses (Nonforcible) (Total)</b>	<b>0</b>	<b>0.0</b>	<b>0</b>	<b>0.0</b>
Incest	0	0.0	0	0.0
Statutory Rape	0	0.0	0	0.0
<b>Pornography/Obscene Material</b>	<b>0</b>	<b>0.0</b>	<b>0</b>	<b>0.0</b>
<b>Gambling Offenses (Total)</b>	<b>0</b>	<b>0.0</b>	<b>0</b>	<b>0.0</b>
Gambling - Betting/Wagering	0	0.0	0	0.0
Gambling - Operating/Promoting	0	0.0	0	0.0
Gambling - Equipment Violations	0	0.0	0	0.0
Gambling - Sports Tampering	0	0.0	0	0.0
<b>Prostitution Offenses (Total)</b>	<b>0</b>	<b>0.0</b>	<b>0</b>	<b>0.0</b>
Prostitution	0	0.0	0	0.0
Prostitution Assisting/Promoting	0	0.0	0	0.0
Purchasing Prostitution	0	0.0	0	0.0
<b>Human Trafficking Offenses (Total)</b>	<b>0</b>	<b>0.0</b>	<b>0</b>	<b>0.0</b>
Commercial Sex Acts	0	0.0	0	0.0
Involuntary Servitude	0	0.0	0	0.0
<b>Bribery</b>	<b>0</b>	<b>0.0</b>	<b>0</b>	<b>0.0</b>
<b>Weapon Law Violations</b>	<b>0</b>	<b>0.0</b>	<b>0</b>	<b>0.0</b>
<b>Animal Cruelty</b>	<b>0</b>	<b>0.0</b>	<b>0</b>	<b>0.0</b>

<b>GROUP B OFFENSES</b>	Offenses	Rate per 1,000
Bad Checks	0	0.0
Curfew/Vagrancy	0	0.0
Disorderly Conduct	0	0.0
DUI	0	0.0
Drunkenness	0	0.0
Family-Non Violent	0	0.0
Liquor Law Violations	0	0.0
Peeping Tom	0	0.0
Trespass	0	0.0
All Other Offenses	0	0.0

<b>2022 Fall Term Campus Population</b>	
Undergraduate Enrollment	963
Graduate Enrollment	0
Staff Personnel	32
Faculty Personnel	54
Security Personnel	1
<b>Total Campus Population</b>	<b>1,050</b>



**Tennessee College of Applied Technology at Oneida - 2022**

<b>GROUP A OFFENSES</b>	Offense	Rate per 1,000	Cleared	% Cleared
<b>Homicide Offenses (Total)</b>	<b>0</b>	<b>0.0</b>	<b>0</b>	<b>0.0</b>
Murder	0	0.0	0	0.0
Negligent Manslaughter	0	0.0	0	0.0
Negligent Vehicular Manslaughter	0	0.0	0	0.0
<b>Kidnapping/Abduction</b>	<b>0</b>	<b>0.0</b>	<b>0</b>	<b>0.0</b>
<b>Sex Offenses (Forcible) (Total)</b>	<b>0</b>	<b>0.0</b>	<b>0</b>	<b>0.0</b>
Forcible Rape	0	0.0	0	0.0
Forcible Sodomy	0	0.0	0	0.0
Sexual Assault W/Object	0	0.0	0	0.0
Forcible Fondling	0	0.0	0	0.0
<b>Robbery</b>	<b>0</b>	<b>0.0</b>	<b>0</b>	<b>0.0</b>
<b>Assault Offenses (Total)</b>	<b>0</b>	<b>0.0</b>	<b>0</b>	<b>0.0</b>
Aggravated Assault	0	0.0	0	0.0
Simple Assault	0	0.0	0	0.0
Intimidation	0	0.0	0	0.0
Stalking	0	0.0	0	0.0
<b>Arson</b>	<b>0</b>	<b>0.0</b>	<b>0</b>	<b>0.0</b>
<b>Extortion/Blackmail</b>	<b>0</b>	<b>0.0</b>	<b>0</b>	<b>0.0</b>
<b>Burglary</b>	<b>0</b>	<b>0.0</b>	<b>0</b>	<b>0.0</b>
<b>Larceny/Theft Offenses (Total)</b>	<b>0</b>	<b>0.0</b>	<b>0</b>	<b>0.0</b>
Theft - Pocket-picking	0	0.0	0	0.0
Theft - Purse Snatching	0	0.0	0	0.0
Theft - Shoplifting	0	0.0	0	0.0
Theft From Building	0	0.0	0	0.0
Theft From Coin Machine	0	0.0	0	0.0
Theft From Motor Vehicle	0	0.0	0	0.0
Theft of Motor Vehicle Parts	0	0.0	0	0.0
Theft - All Other Larceny	0	0.0	0	0.0
<b>Motor Vehicle Theft</b>	<b>0</b>	<b>0.0</b>	<b>0</b>	<b>0.0</b>
<b>Counterfeiting/Forgery</b>	<b>0</b>	<b>0.0</b>	<b>0</b>	<b>0.0</b>
<b>Fraud Offenses (Total)</b>	<b>0</b>	<b>0.0</b>	<b>0</b>	<b>0.0</b>
Fraud - Computer Hacking/Invasion	0	0.0	0	0.0
Fraud - Credit Card/ATM	0	0.0	0	0.0
Fraud - False Pretenses	0	0.0	0	0.0
Fraud - Identity Theft	0	0.0	0	0.0
Fraud - Impersonation	0	0.0	0	0.0
Fraud - Welfare	0	0.0	0	0.0
Fraud - Wire	0	0.0	0	0.0
<b>Embezzlement</b>	<b>0</b>	<b>0.0</b>	<b>0</b>	<b>0.0</b>
<b>Stolen Property Offenses</b>	<b>0</b>	<b>0.0</b>	<b>0</b>	<b>0.0</b>
<b>Destruction/Damage/Vandalism</b>	<b>0</b>	<b>0.0</b>	<b>0</b>	<b>0.0</b>
<b>Drug/Narcotic Violations (Total)</b>	<b>0</b>	<b>0.0</b>	<b>0</b>	<b>0.0</b>
Drug/Narcotic Violations	0	0.0	0	0.0
Drug/Narcotic Equipment Violations	0	0.0	0	0.0

<b>GROUP A OFFENSES</b>	Offense	Rate per 1,000	Cleared	% Cleared
<b>Sex Offenses (Nonforcible) (Total)</b>	<b>0</b>	<b>0.0</b>	<b>0</b>	<b>0.0</b>
Incest	0	0.0	0	0.0
Statutory Rape	0	0.0	0	0.0
<b>Pornography/Obscene Material</b>	<b>0</b>	<b>0.0</b>	<b>0</b>	<b>0.0</b>
<b>Gambling Offenses (Total)</b>	<b>0</b>	<b>0.0</b>	<b>0</b>	<b>0.0</b>
Gambling - Betting/Wagering	0	0.0	0	0.0
Gambling - Operating/Promoting	0	0.0	0	0.0
Gambling - Equipment Violations	0	0.0	0	0.0
Gambling - Sports Tampering	0	0.0	0	0.0
<b>Prostitution Offenses (Total)</b>	<b>0</b>	<b>0.0</b>	<b>0</b>	<b>0.0</b>
Prostitution	0	0.0	0	0.0
Prostitution Assisting/Promoting	0	0.0	0	0.0
Purchasing Prostitution	0	0.0	0	0.0
<b>Human Trafficking Offenses (Total)</b>	<b>0</b>	<b>0.0</b>	<b>0</b>	<b>0.0</b>
Commercial Sex Acts	0	0.0	0	0.0
Involuntary Servitude	0	0.0	0	0.0
<b>Bribery</b>	<b>0</b>	<b>0.0</b>	<b>0</b>	<b>0.0</b>
<b>Weapon Law Violations</b>	<b>0</b>	<b>0.0</b>	<b>0</b>	<b>0.0</b>
<b>Animal Cruelty</b>	<b>0</b>	<b>0.0</b>	<b>0</b>	<b>0.0</b>

<b>GROUP B OFFENSES</b>	Offenses	Rate per 1,000
Bad Checks	0	0.0
Curfew/Vagrancy	0	0.0
Disorderly Conduct	0	0.0
DUI	0	0.0
Drunkenness	0	0.0
Family-Non Violent	0	0.0
Liquor Law Violations	0	0.0
Peeping Tom	0	0.0
Trespass	0	0.0
All Other Offenses	0	0.0

<b>2022 Fall Term Campus Population</b>	
Undergraduate Enrollment	160
Graduate Enrollment	0
Staff Personnel	13
Faculty Personnel	18
Security Personnel	0
<b>Total Campus Population</b>	<b>191</b>



**Tennessee College of Applied Technology at Paris - 2022**

<b>GROUP A OFFENSES</b>	Offense	Rate per 1,000	Cleared	% Cleared
<b>Homicide Offenses (Total)</b>	<b>0</b>	<b>0.0</b>	<b>0</b>	<b>0.0</b>
Murder	0	0.0	0	0.0
Negligent Manslaughter	0	0.0	0	0.0
Negligent Vehicular Manslaughter	0	0.0	0	0.0
<b>Kidnapping/Abduction</b>	<b>0</b>	<b>0.0</b>	<b>0</b>	<b>0.0</b>
<b>Sex Offenses (Forcible) (Total)</b>	<b>0</b>	<b>0.0</b>	<b>0</b>	<b>0.0</b>
Forcible Rape	0	0.0	0	0.0
Forcible Sodomy	0	0.0	0	0.0
Sexual Assault W/Object	0	0.0	0	0.0
Forcible Fondling	0	0.0	0	0.0
<b>Robbery</b>	<b>0</b>	<b>0.0</b>	<b>0</b>	<b>0.0</b>
<b>Assault Offenses (Total)</b>	<b>0</b>	<b>0.0</b>	<b>0</b>	<b>0.0</b>
Aggravated Assault	0	0.0	0	0.0
Simple Assault	0	0.0	0	0.0
Intimidation	0	0.0	0	0.0
Stalking	0	0.0	0	0.0
<b>Arson</b>	<b>0</b>	<b>0.0</b>	<b>0</b>	<b>0.0</b>
<b>Extortion/Blackmail</b>	<b>0</b>	<b>0.0</b>	<b>0</b>	<b>0.0</b>
<b>Burglary</b>	<b>0</b>	<b>0.0</b>	<b>0</b>	<b>0.0</b>
<b>Larceny/Theft Offenses (Total)</b>	<b>0</b>	<b>0.0</b>	<b>0</b>	<b>0.0</b>
Theft - Pocket-picking	0	0.0	0	0.0
Theft - Purse Snatching	0	0.0	0	0.0
Theft - Shoplifting	0	0.0	0	0.0
Theft From Building	0	0.0	0	0.0
Theft From Coin Machine	0	0.0	0	0.0
Theft From Motor Vehicle	0	0.0	0	0.0
Theft of Motor Vehicle Parts	0	0.0	0	0.0
Theft - All Other Larceny	0	0.0	0	0.0
<b>Motor Vehicle Theft</b>	<b>0</b>	<b>0.0</b>	<b>0</b>	<b>0.0</b>
<b>Counterfeiting/Forgery</b>	<b>0</b>	<b>0.0</b>	<b>0</b>	<b>0.0</b>
<b>Fraud Offenses (Total)</b>	<b>0</b>	<b>0.0</b>	<b>0</b>	<b>0.0</b>
Fraud - Computer Hacking/Invasion	0	0.0	0	0.0
Fraud - Credit Card/ATM	0	0.0	0	0.0
Fraud - False Pretenses	0	0.0	0	0.0
Fraud - Identity Theft	0	0.0	0	0.0
Fraud - Impersonation	0	0.0	0	0.0
Fraud - Welfare	0	0.0	0	0.0
Fraud - Wire	0	0.0	0	0.0
<b>Embezzlement</b>	<b>0</b>	<b>0.0</b>	<b>0</b>	<b>0.0</b>
<b>Stolen Property Offenses</b>	<b>0</b>	<b>0.0</b>	<b>0</b>	<b>0.0</b>
<b>Destruction/Damage/Vandalism</b>	<b>1</b>	<b>3.9</b>	<b>0</b>	<b>0.0</b>
<b>Drug/Narcotic Violations (Total)</b>	<b>0</b>	<b>0.0</b>	<b>0</b>	<b>0.0</b>
Drug/Narcotic Violations	0	0.0	0	0.0
Drug/Narcotic Equipment Violations	0	0.0	0	0.0

<b>GROUP A OFFENSES</b>	Offense	Rate per 1,000	Cleared	% Cleared
<b>Sex Offenses (Nonforcible) (Total)</b>	<b>0</b>	<b>0.0</b>	<b>0</b>	<b>0.0</b>
Incest	0	0.0	0	0.0
Statutory Rape	0	0.0	0	0.0
<b>Pornography/Obscene Material</b>	<b>0</b>	<b>0.0</b>	<b>0</b>	<b>0.0</b>
<b>Gambling Offenses (Total)</b>	<b>0</b>	<b>0.0</b>	<b>0</b>	<b>0.0</b>
Gambling - Betting/Wagering	0	0.0	0	0.0
Gambling - Operating/Promoting	0	0.0	0	0.0
Gambling - Equipment Violations	0	0.0	0	0.0
Gambling - Sports Tampering	0	0.0	0	0.0
<b>Prostitution Offenses (Total)</b>	<b>0</b>	<b>0.0</b>	<b>0</b>	<b>0.0</b>
Prostitution	0	0.0	0	0.0
Prostitution Assisting/Promoting	0	0.0	0	0.0
Purchasing Prostitution	0	0.0	0	0.0
<b>Human Trafficking Offenses (Total)</b>	<b>0</b>	<b>0.0</b>	<b>0</b>	<b>0.0</b>
Commercial Sex Acts	0	0.0	0	0.0
Involuntary Servitude	0	0.0	0	0.0
<b>Bribery</b>	<b>0</b>	<b>0.0</b>	<b>0</b>	<b>0.0</b>
<b>Weapon Law Violations</b>	<b>0</b>	<b>0.0</b>	<b>0</b>	<b>0.0</b>
<b>Animal Cruelty</b>	<b>0</b>	<b>0.0</b>	<b>0</b>	<b>0.0</b>

<b>GROUP B OFFENSES</b>	Offenses	Rate per 1,000
Bad Checks	0	0.0
Curfew/Vagrancy	0	0.0
Disorderly Conduct	0	0.0
DUI	0	0.0
Drunkenness	0	0.0
Family-Non Violent	0	0.0
Liquor Law Violations	0	0.0
Peeping Tom	0	0.0
Trespass	0	0.0
All Other Offenses	0	0.0

<b>2022 Fall Term Campus Population</b>	
Undergraduate Enrollment	232
Graduate Enrollment	0
Staff Personnel	10
Faculty Personnel	15
Security Personnel	0
<b>Total Campus Population</b>	<b>257</b>



## Tennessee College of Applied Technology at Pulaski - 2022

GROUP A OFFENSES	Offense	Rate per 1,000	Cleared	% Cleared
<b>Homicide Offenses (Total)</b>	<b>0</b>	<b>0.0</b>	<b>0</b>	<b>0.0</b>
Murder	0	0.0	0	0.0
Negligent Manslaughter	0	0.0	0	0.0
Negligent Vehicular Manslaughter	0	0.0	0	0.0
<b>Kidnapping/Abduction</b>	<b>0</b>	<b>0.0</b>	<b>0</b>	<b>0.0</b>
<b>Sex Offenses (Forcible) (Total)</b>	<b>0</b>	<b>0.0</b>	<b>0</b>	<b>0.0</b>
Forcible Rape	0	0.0	0	0.0
Forcible Sodomy	0	0.0	0	0.0
Sexual Assault W/Object	0	0.0	0	0.0
Forcible Fondling	0	0.0	0	0.0
<b>Robbery</b>	<b>0</b>	<b>0.0</b>	<b>0</b>	<b>0.0</b>
<b>Assault Offenses (Total)</b>	<b>0</b>	<b>0.0</b>	<b>0</b>	<b>0.0</b>
Aggravated Assault	0	0.0	0	0.0
Simple Assault	0	0.0	0	0.0
Intimidation	0	0.0	0	0.0
Stalking	0	0.0	0	0.0
<b>Arson</b>	<b>0</b>	<b>0.0</b>	<b>0</b>	<b>0.0</b>
<b>Extortion/Blackmail</b>	<b>0</b>	<b>0.0</b>	<b>0</b>	<b>0.0</b>
<b>Burglary</b>	<b>0</b>	<b>0.0</b>	<b>0</b>	<b>0.0</b>
<b>Larceny/Theft Offenses (Total)</b>	<b>0</b>	<b>0.0</b>	<b>0</b>	<b>0.0</b>
Theft - Pocket-picking	0	0.0	0	0.0
Theft - Purse Snatching	0	0.0	0	0.0
Theft - Shoplifting	0	0.0	0	0.0
Theft From Building	0	0.0	0	0.0
Theft From Coin Machine	0	0.0	0	0.0
Theft From Motor Vehicle	0	0.0	0	0.0
Theft of Motor Vehicle Parts	0	0.0	0	0.0
Theft - All Other Larceny	0	0.0	0	0.0
<b>Motor Vehicle Theft</b>	<b>0</b>	<b>0.0</b>	<b>0</b>	<b>0.0</b>
<b>Counterfeiting/Forgery</b>	<b>0</b>	<b>0.0</b>	<b>0</b>	<b>0.0</b>
<b>Fraud Offenses (Total)</b>	<b>0</b>	<b>0.0</b>	<b>0</b>	<b>0.0</b>
Fraud - Computer Hacking/Invasion	0	0.0	0	0.0
Fraud - Credit Card/ATM	0	0.0	0	0.0
Fraud - False Pretenses	0	0.0	0	0.0
Fraud - Identity Theft	0	0.0	0	0.0
Fraud - Impersonation	0	0.0	0	0.0
Fraud - Welfare	0	0.0	0	0.0
Fraud - Wire	0	0.0	0	0.0
<b>Embezzlement</b>	<b>0</b>	<b>0.0</b>	<b>0</b>	<b>0.0</b>
<b>Stolen Property Offenses</b>	<b>0</b>	<b>0.0</b>	<b>0</b>	<b>0.0</b>
<b>Destruction/Damage/Vandalism</b>	<b>0</b>	<b>0.0</b>	<b>0</b>	<b>0.0</b>
<b>Drug/Narcotic Violations (Total)</b>	<b>0</b>	<b>0.0</b>	<b>0</b>	<b>0.0</b>
Drug/Narcotic Violations	0	0.0	0	0.0
Drug/Narcotic Equipment Violations	0	0.0	0	0.0

GROUP A OFFENSES	Offense	Rate per 1,000	Cleared	% Cleared
<b>Sex Offenses (Nonforcible) (Total)</b>	<b>0</b>	<b>0.0</b>	<b>0</b>	<b>0.0</b>
Incest	0	0.0	0	0.0
Statutory Rape	0	0.0	0	0.0
<b>Pornography/Obscene Material</b>	<b>0</b>	<b>0.0</b>	<b>0</b>	<b>0.0</b>
<b>Gambling Offenses (Total)</b>	<b>0</b>	<b>0.0</b>	<b>0</b>	<b>0.0</b>
Gambling - Betting/Wagering	0	0.0	0	0.0
Gambling - Operating/Promoting	0	0.0	0	0.0
Gambling - Equipment Violations	0	0.0	0	0.0
Gambling - Sports Tampering	0	0.0	0	0.0
<b>Prostitution Offenses (Total)</b>	<b>0</b>	<b>0.0</b>	<b>0</b>	<b>0.0</b>
Prostitution	0	0.0	0	0.0
Prostitution Assisting/Promoting	0	0.0	0	0.0
Purchasing Prostitution	0	0.0	0	0.0
<b>Human Trafficking Offenses (Total)</b>	<b>0</b>	<b>0.0</b>	<b>0</b>	<b>0.0</b>
Commercial Sex Acts	0	0.0	0	0.0
Involuntary Servitude	0	0.0	0	0.0
<b>Bribery</b>	<b>0</b>	<b>0.0</b>	<b>0</b>	<b>0.0</b>
<b>Weapon Law Violations</b>	<b>0</b>	<b>0.0</b>	<b>0</b>	<b>0.0</b>
<b>Animal Cruelty</b>	<b>0</b>	<b>0.0</b>	<b>0</b>	<b>0.0</b>

GROUP B OFFENSES	Offenses	Rate per 1,000
Bad Checks	0	0.0
Curfew/Vagrancy	0	0.0
Disorderly Conduct	0	0.0
DUI	0	0.0
Drunkenness	0	0.0
Family-Non Violent	0	0.0
Liquor Law Violations	0	0.0
Peeping Tom	0	0.0
Trespass	0	0.0
All Other Offenses	0	0.0

2022 Fall Term Campus Population	
Undergraduate Enrollment	239
Graduate Enrollment	0
Staff Personnel	17
Faculty Personnel	24
Security Personnel	0
<b>Total Campus Population</b>	<b>280</b>





**Tennessee College of Applied Technology at Ripley - 2022**

<b>GROUP A OFFENSES</b>	Offense	Rate per 1,000	Cleared	% Cleared
<b>Homicide Offenses (Total)</b>	<b>0</b>	<b>0.0</b>	<b>0</b>	<b>0.0</b>
Murder	0	0.0	0	0.0
Negligent Manslaughter	0	0.0	0	0.0
Negligent Vehicular Manslaughter	0	0.0	0	0.0
<b>Kidnapping/Abduction</b>	<b>0</b>	<b>0.0</b>	<b>0</b>	<b>0.0</b>
<b>Sex Offenses (Forcible) (Total)</b>	<b>0</b>	<b>0.0</b>	<b>0</b>	<b>0.0</b>
Forcible Rape	0	0.0	0	0.0
Forcible Sodomy	0	0.0	0	0.0
Sexual Assault W/Object	0	0.0	0	0.0
Forcible Fondling	0	0.0	0	0.0
<b>Robbery</b>	<b>0</b>	<b>0.0</b>	<b>0</b>	<b>0.0</b>
<b>Assault Offenses (Total)</b>	<b>0</b>	<b>0.0</b>	<b>0</b>	<b>0.0</b>
Aggravated Assault	0	0.0	0	0.0
Simple Assault	0	0.0	0	0.0
Intimidation	0	0.0	0	0.0
Stalking	0	0.0	0	0.0
<b>Arson</b>	<b>0</b>	<b>0.0</b>	<b>0</b>	<b>0.0</b>
<b>Extortion/Blackmail</b>	<b>0</b>	<b>0.0</b>	<b>0</b>	<b>0.0</b>
<b>Burglary</b>	<b>0</b>	<b>0.0</b>	<b>0</b>	<b>0.0</b>
<b>Larceny/Theft Offenses (Total)</b>	<b>0</b>	<b>0.0</b>	<b>0</b>	<b>0.0</b>
Theft - Pocket-picking	0	0.0	0	0.0
Theft - Purse Snatching	0	0.0	0	0.0
Theft - Shoplifting	0	0.0	0	0.0
Theft From Building	0	0.0	0	0.0
Theft From Coin Machine	0	0.0	0	0.0
Theft From Motor Vehicle	0	0.0	0	0.0
Theft of Motor Vehicle Parts	0	0.0	0	0.0
Theft - All Other Larceny	0	0.0	0	0.0
<b>Motor Vehicle Theft</b>	<b>0</b>	<b>0.0</b>	<b>0</b>	<b>0.0</b>
<b>Counterfeiting/Forgery</b>	<b>0</b>	<b>0.0</b>	<b>0</b>	<b>0.0</b>
<b>Fraud Offenses (Total)</b>	<b>0</b>	<b>0.0</b>	<b>0</b>	<b>0.0</b>
Fraud - Computer Hacking/Invasion	0	0.0	0	0.0
Fraud - Credit Card/ATM	0	0.0	0	0.0
Fraud - False Pretenses	0	0.0	0	0.0
Fraud - Identity Theft	0	0.0	0	0.0
Fraud - Impersonation	0	0.0	0	0.0
Fraud - Welfare	0	0.0	0	0.0
Fraud - Wire	0	0.0	0	0.0
<b>Embezzlement</b>	<b>0</b>	<b>0.0</b>	<b>0</b>	<b>0.0</b>
<b>Stolen Property Offenses</b>	<b>0</b>	<b>0.0</b>	<b>0</b>	<b>0.0</b>
<b>Destruction/Damage/Vandalism</b>	<b>0</b>	<b>0.0</b>	<b>0</b>	<b>0.0</b>
<b>Drug/Narcotic Violations (Total)</b>	<b>0</b>	<b>0.0</b>	<b>0</b>	<b>0.0</b>
Drug/Narcotic Violations	0	0.0	0	0.0
Drug/Narcotic Equipment Violations	0	0.0	0	0.0

<b>GROUP A OFFENSES</b>	Offense	Rate per 1,000	Cleared	% Cleared
<b>Sex Offenses (Nonforcible) (Total)</b>	<b>0</b>	<b>0.0</b>	<b>0</b>	<b>0.0</b>
Incest	0	0.0	0	0.0
Statutory Rape	0	0.0	0	0.0
<b>Pornography/Obscene Material</b>	<b>0</b>	<b>0.0</b>	<b>0</b>	<b>0.0</b>
<b>Gambling Offenses (Total)</b>	<b>0</b>	<b>0.0</b>	<b>0</b>	<b>0.0</b>
Gambling - Betting/Wagering	0	0.0	0	0.0
Gambling - Operating/Promoting	0	0.0	0	0.0
Gambling - Equipment Violations	0	0.0	0	0.0
Gambling - Sports Tampering	0	0.0	0	0.0
<b>Prostitution Offenses (Total)</b>	<b>0</b>	<b>0.0</b>	<b>0</b>	<b>0.0</b>
Prostitution	0	0.0	0	0.0
Prostitution Assisting/Promoting	0	0.0	0	0.0
Purchasing Prostitution	0	0.0	0	0.0
<b>Human Trafficking Offenses (Total)</b>	<b>0</b>	<b>0.0</b>	<b>0</b>	<b>0.0</b>
Commercial Sex Acts	0	0.0	0	0.0
Involuntary Servitude	0	0.0	0	0.0
<b>Bribery</b>	<b>0</b>	<b>0.0</b>	<b>0</b>	<b>0.0</b>
<b>Weapon Law Violations</b>	<b>0</b>	<b>0.0</b>	<b>0</b>	<b>0.0</b>
<b>Animal Cruelty</b>	<b>0</b>	<b>0.0</b>	<b>0</b>	<b>0.0</b>

<b>GROUP B OFFENSES</b>	Offenses	Rate per 1,000
Bad Checks	0	0.0
Curfew/Vagrancy	0	0.0
Disorderly Conduct	0	0.0
DUI	0	0.0
Drunkenness	0	0.0
Family-Non Violent	0	0.0
Liquor Law Violations	0	0.0
Peeping Tom	0	0.0
Trespass	0	0.0
All Other Offenses	0	0.0

<b>2022 Fall Term Campus Population</b>	
Undergraduate Enrollment	259
Graduate Enrollment	0
Staff Personnel	16
Faculty Personnel	18
Security Personnel	0
<b>Total Campus Population</b>	<b>293</b>





Tennessee College of Applied Technology at Shelbyville - 2022

GROUP A OFFENSES	Offense	Rate per 1,000	Cleared	% Cleared
<b>Homicide Offenses (Total)</b>	<b>0</b>	<b>0.0</b>	<b>0</b>	<b>0.0</b>
Murder	0	0.0	0	0.0
Negligent Manslaughter	0	0.0	0	0.0
Negligent Vehicular Manslaughter	0	0.0	0	0.0
<b>Kidnapping/Abduction</b>	<b>0</b>	<b>0.0</b>	<b>0</b>	<b>0.0</b>
<b>Sex Offenses (Forcible) (Total)</b>	<b>0</b>	<b>0.0</b>	<b>0</b>	<b>0.0</b>
Forcible Rape	0	0.0	0	0.0
Forcible Sodomy	0	0.0	0	0.0
Sexual Assault W/Object	0	0.0	0	0.0
Forcible Fondling	0	0.0	0	0.0
<b>Robbery</b>	<b>0</b>	<b>0.0</b>	<b>0</b>	<b>0.0</b>
<b>Assault Offenses (Total)</b>	<b>0</b>	<b>0.0</b>	<b>0</b>	<b>0.0</b>
Aggravated Assault	0	0.0	0	0.0
Simple Assault	0	0.0	0	0.0
Intimidation	0	0.0	0	0.0
Stalking	0	0.0	0	0.0
<b>Arson</b>	<b>0</b>	<b>0.0</b>	<b>0</b>	<b>0.0</b>
<b>Extortion/Blackmail</b>	<b>0</b>	<b>0.0</b>	<b>0</b>	<b>0.0</b>
<b>Burglary</b>	<b>0</b>	<b>0.0</b>	<b>0</b>	<b>0.0</b>
<b>Larceny/Theft Offenses (Total)</b>	<b>0</b>	<b>0.0</b>	<b>0</b>	<b>0.0</b>
Theft - Pocket-picking	0	0.0	0	0.0
Theft - Purse Snatching	0	0.0	0	0.0
Theft - Shoplifting	0	0.0	0	0.0
Theft From Building	0	0.0	0	0.0
Theft From Coin Machine	0	0.0	0	0.0
Theft From Motor Vehicle	0	0.0	0	0.0
Theft of Motor Vehicle Parts	0	0.0	0	0.0
Theft - All Other Larceny	0	0.0	0	0.0
<b>Motor Vehicle Theft</b>	<b>0</b>	<b>0.0</b>	<b>0</b>	<b>0.0</b>
<b>Counterfeiting/Forgery</b>	<b>0</b>	<b>0.0</b>	<b>0</b>	<b>0.0</b>
<b>Fraud Offenses (Total)</b>	<b>0</b>	<b>0.0</b>	<b>0</b>	<b>0.0</b>
Fraud - Computer Hacking/Invasion	0	0.0	0	0.0
Fraud - Credit Card/ATM	0	0.0	0	0.0
Fraud - False Pretenses	0	0.0	0	0.0
Fraud - Identity Theft	0	0.0	0	0.0
Fraud - Impersonation	0	0.0	0	0.0
Fraud - Welfare	0	0.0	0	0.0
Fraud - Wire	0	0.0	0	0.0
<b>Embezzlement</b>	<b>0</b>	<b>0.0</b>	<b>0</b>	<b>0.0</b>
<b>Stolen Property Offenses</b>	<b>0</b>	<b>0.0</b>	<b>0</b>	<b>0.0</b>
<b>Destruction/Damage/Vandalism</b>	<b>0</b>	<b>0.0</b>	<b>0</b>	<b>0.0</b>
<b>Drug/Narcotic Violations (Total)</b>	<b>0</b>	<b>0.0</b>	<b>0</b>	<b>0.0</b>
Drug/Narcotic Violations	0	0.0	0	0.0
Drug/Narcotic Equipment Violations	0	0.0	0	0.0

GROUP A OFFENSES	Offense	Rate per 1,000	Cleared	% Cleared
<b>Sex Offenses (Nonforcible) (Total)</b>	<b>0</b>	<b>0.0</b>	<b>0</b>	<b>0.0</b>
Incest	0	0.0	0	0.0
Statutory Rape	0	0.0	0	0.0
<b>Pornography/Obscene Material</b>	<b>0</b>	<b>0.0</b>	<b>0</b>	<b>0.0</b>
<b>Gambling Offenses (Total)</b>	<b>0</b>	<b>0.0</b>	<b>0</b>	<b>0.0</b>
Gambling - Betting/Wagering	0	0.0	0	0.0
Gambling - Operating/Promoting	0	0.0	0	0.0
Gambling - Equipment Violations	0	0.0	0	0.0
Gambling - Sports Tampering	0	0.0	0	0.0
<b>Prostitution Offenses (Total)</b>	<b>0</b>	<b>0.0</b>	<b>0</b>	<b>0.0</b>
Prostitution	0	0.0	0	0.0
Prostitution Assisting/Promoting	0	0.0	0	0.0
Purchasing Prostitution	0	0.0	0	0.0
<b>Human Trafficking Offenses (Total)</b>	<b>0</b>	<b>0.0</b>	<b>0</b>	<b>0.0</b>
Commercial Sex Acts	0	0.0	0	0.0
Involuntary Servitude	0	0.0	0	0.0
<b>Bribery</b>	<b>0</b>	<b>0.0</b>	<b>0</b>	<b>0.0</b>
<b>Weapon Law Violations</b>	<b>0</b>	<b>0.0</b>	<b>0</b>	<b>0.0</b>
<b>Animal Cruelty</b>	<b>0</b>	<b>0.0</b>	<b>0</b>	<b>0.0</b>

GROUP B OFFENSES	Offenses	Rate per 1,000
Bad Checks	0	0.0
Curfew/Vagrancy	0	0.0
Disorderly Conduct	0	0.0
DUI	0	0.0
Drunkenness	0	0.0
Family-Non Violent	0	0.0
Liquor Law Violations	0	0.0
Peeping Tom	0	0.0
Trespass	0	0.0
All Other Offenses	0	0.0

2022 Fall Term Campus Population	
Undergraduate Enrollment	489
Graduate Enrollment	0
Staff Personnel	20
Faculty Personnel	34
Security Personnel	0
Total Campus Population	543



Tennessee College of Applied Technology Northwest - 2022

GROUP A OFFENSES	Offense	Rate per 1,000	Cleared	% Cleared
<b>Homicide Offenses (Total)</b>	<b>0</b>	<b>0.0</b>	<b>0</b>	<b>0.0</b>
Murder	0	0.0	0	0.0
Negligent Manslaughter	0	0.0	0	0.0
Negligent Vehicular Manslaughter	0	0.0	0	0.0
<b>Kidnapping/Abduction</b>	<b>0</b>	<b>0.0</b>	<b>0</b>	<b>0.0</b>
<b>Sex Offenses (Forcible) (Total)</b>	<b>0</b>	<b>0.0</b>	<b>0</b>	<b>0.0</b>
Forcible Rape	0	0.0	0	0.0
Forcible Sodomy	0	0.0	0	0.0
Sexual Assault W/Object	0	0.0	0	0.0
Forcible Fondling	0	0.0	0	0.0
<b>Robbery</b>	<b>0</b>	<b>0.0</b>	<b>0</b>	<b>0.0</b>
<b>Assault Offenses (Total)</b>	<b>0</b>	<b>0.0</b>	<b>0</b>	<b>0.0</b>
Aggravated Assault	0	0.0	0	0.0
Simple Assault	0	0.0	0	0.0
Intimidation	0	0.0	0	0.0
Stalking	0	0.0	0	0.0
<b>Arson</b>	<b>0</b>	<b>0.0</b>	<b>0</b>	<b>0.0</b>
<b>Extortion/Blackmail</b>	<b>0</b>	<b>0.0</b>	<b>0</b>	<b>0.0</b>
<b>Burglary</b>	<b>0</b>	<b>0.0</b>	<b>0</b>	<b>0.0</b>
<b>Larceny/Theft Offenses (Total)</b>	<b>1</b>	<b>2.6</b>	<b>0</b>	<b>0.0</b>
Theft - Pocket-picking	0	0.0	0	0.0
Theft - Purse Snatching	0	0.0	0	0.0
Theft - Shoplifting	0	0.0	0	0.0
Theft From Building	0	0.0	0	0.0
Theft From Coin Machine	0	0.0	0	0.0
Theft From Motor Vehicle	0	0.0	0	0.0
Theft of Motor Vehicle Parts	0	0.0	0	0.0
Theft - All Other Larceny	1	2.6	0	0.0
<b>Motor Vehicle Theft</b>	<b>0</b>	<b>0.0</b>	<b>0</b>	<b>0.0</b>
<b>Counterfeiting/Forgery</b>	<b>0</b>	<b>0.0</b>	<b>0</b>	<b>0.0</b>
<b>Fraud Offenses (Total)</b>	<b>0</b>	<b>0.0</b>	<b>0</b>	<b>0.0</b>
Fraud - Computer Hacking/Invasion	0	0.0	0	0.0
Fraud - Credit Card/ATM	0	0.0	0	0.0
Fraud - False Pretenses	0	0.0	0	0.0
Fraud - Identity Theft	0	0.0	0	0.0
Fraud - Impersonation	0	0.0	0	0.0
Fraud - Welfare	0	0.0	0	0.0
Fraud - Wire	0	0.0	0	0.0
<b>Embezzlement</b>	<b>0</b>	<b>0.0</b>	<b>0</b>	<b>0.0</b>
<b>Stolen Property Offenses</b>	<b>0</b>	<b>0.0</b>	<b>0</b>	<b>0.0</b>
<b>Destruction/Damage/Vandalism</b>	<b>0</b>	<b>0.0</b>	<b>0</b>	<b>0.0</b>
<b>Drug/Narcotic Violations (Total)</b>	<b>0</b>	<b>0.0</b>	<b>0</b>	<b>0.0</b>
Drug/Narcotic Violations	0	0.0	0	0.0
Drug/Narcotic Equipment Violations	0	0.0	0	0.0

GROUP A OFFENSES	Offense	Rate per 1,000	Cleared	% Cleared
<b>Sex Offenses (Nonforcible) (Total)</b>	<b>0</b>	<b>0.0</b>	<b>0</b>	<b>0.0</b>
Incest	0	0.0	0	0.0
Statutory Rape	0	0.0	0	0.0
<b>Pornography/Obscene Material</b>	<b>0</b>	<b>0.0</b>	<b>0</b>	<b>0.0</b>
<b>Gambling Offenses (Total)</b>	<b>0</b>	<b>0.0</b>	<b>0</b>	<b>0.0</b>
Gambling - Betting/Wagering	0	0.0	0	0.0
Gambling - Operating/Promoting	0	0.0	0	0.0
Gambling - Equipment Violations	0	0.0	0	0.0
Gambling - Sports Tampering	0	0.0	0	0.0
<b>Prostitution Offenses (Total)</b>	<b>0</b>	<b>0.0</b>	<b>0</b>	<b>0.0</b>
Prostitution	0	0.0	0	0.0
Prostitution Assisting/Promoting	0	0.0	0	0.0
Purchasing Prostitution	0	0.0	0	0.0
<b>Human Trafficking Offenses (Total)</b>	<b>0</b>	<b>0.0</b>	<b>0</b>	<b>0.0</b>
Commercial Sex Acts	0	0.0	0	0.0
Involuntary Servitude	0	0.0	0	0.0
<b>Bribery</b>	<b>0</b>	<b>0.0</b>	<b>0</b>	<b>0.0</b>
<b>Weapon Law Violations</b>	<b>0</b>	<b>0.0</b>	<b>0</b>	<b>0.0</b>
<b>Animal Cruelty</b>	<b>0</b>	<b>0.0</b>	<b>0</b>	<b>0.0</b>

GROUP B OFFENSES	Offenses	Rate per 1,000
Bad Checks	0	0.0
Curfew/Vagrancy	0	0.0
Disorderly Conduct	0	0.0
DUI	0	0.0
Drunkenness	0	0.0
Family-Non Violent	0	0.0
Liquor Law Violations	0	0.0
Peeping Tom	0	0.0
Trespass	0	0.0
All Other Offenses	0	0.0

2022 Fall Term Campus Population	
Undergraduate Enrollment	349
Graduate Enrollment	0
Staff Personnel	13
Faculty Personnel	26
Security Personnel	0
<b>Total Campus Population</b>	<b>388</b>



## Tennessee State University - 2022

GROUP A OFFENSES	Offense	Rate per 1,000	Cleared	% Cleared
<b>Homicide Offenses (Total)</b>	<b>0</b>	<b>0.0</b>	<b>0</b>	<b>0.0</b>
Murder	0	0.0	0	0.0
Negligent Manslaughter	0	0.0	0	0.0
Negligent Vehicular Manslaughter	0	0.0	0	0.0
<b>Kidnapping/Abduction</b>	<b>0</b>	<b>0.0</b>	<b>0</b>	<b>0.0</b>
<b>Sex Offenses (Forcible) (Total)</b>	<b>2</b>	<b>0.2</b>	<b>1</b>	<b>50.0</b>
Forcible Rape	1	0.1	0	0.0
Forcible Sodomy	0	0.0	0	0.0
Sexual Assault W/Object	0	0.0	0	0.0
Forcible Fondling	1	0.1	1	100.0
<b>Robbery</b>	<b>0</b>	<b>0.0</b>	<b>0</b>	<b>0.0</b>
<b>Assault Offenses (Total)</b>	<b>33</b>	<b>2.7</b>	<b>14</b>	<b>42.4</b>
Aggravated Assault	3	0.2	1	33.3
Simple Assault	24	2.0	13	54.2
Intimidation	6	0.5	0	0.0
Stalking	0	0.0	0	0.0
<b>Arson</b>	<b>1</b>	<b>0.1</b>	<b>1</b>	<b>100.0</b>
<b>Extortion/Blackmail</b>	<b>1</b>	<b>0.1</b>	<b>0</b>	<b>0.0</b>
<b>Burglary</b>	<b>1</b>	<b>0.1</b>	<b>1</b>	<b>100.0</b>
<b>Larceny/Theft Offenses (Total)</b>	<b>32</b>	<b>2.6</b>	<b>0</b>	<b>0.0</b>
Theft - Pocket-picking	0	0.0	0	0.0
Theft - Purse Snatching	0	0.0	0	0.0
Theft - Shoplifting	0	0.0	0	0.0
Theft From Building	15	1.2	0	0.0
Theft From Coin Machine	0	0.0	0	0.0
Theft From Motor Vehicle	16	1.3	0	0.0
Theft of Motor Vehicle Parts	0	0.0	0	0.0
Theft - All Other Larceny	1	0.1	0	0.0
<b>Motor Vehicle Theft</b>	<b>0</b>	<b>0.0</b>	<b>0</b>	<b>0.0</b>
<b>Counterfeiting/Forgery</b>	<b>0</b>	<b>0.0</b>	<b>0</b>	<b>0.0</b>
<b>Fraud Offenses (Total)</b>	<b>3</b>	<b>0.2</b>	<b>0</b>	<b>0.0</b>
Fraud - Computer Hacking/Invasion	0	0.0	0	0.0
Fraud - Credit Card/ATM	1	0.1	0	0.0
Fraud - False Pretenses	2	0.2	0	0.0
Fraud - Identity Theft	0	0.0	0	0.0
Fraud - Impersonation	0	0.0	0	0.0
Fraud - Welfare	0	0.0	0	0.0
Fraud - Wire	0	0.0	0	0.0
<b>Embezzlement</b>	<b>0</b>	<b>0.0</b>	<b>0</b>	<b>0.0</b>
<b>Stolen Property Offenses</b>	<b>0</b>	<b>0.0</b>	<b>0</b>	<b>0.0</b>
<b>Destruction/Damage/Vandalism</b>	<b>18</b>	<b>1.5</b>	<b>1</b>	<b>5.6</b>
<b>Drug/Narcotic Violations (Total)</b>	<b>23</b>	<b>1.9</b>	<b>13</b>	<b>56.5</b>
Drug/Narcotic Violations	14	1.1	7	50.0
Drug/Narcotic Equipment Violations	9	0.7	6	66.7

GROUP A OFFENSES	Offense	Rate per 1,000	Cleared	% Cleared
<b>Sex Offenses (Nonforcible) (Total)</b>	<b>0</b>	<b>0.0</b>	<b>0</b>	<b>0.0</b>
Incest	0	0.0	0	0.0
Statutory Rape	0	0.0	0	0.0
<b>Pornography/Obscene Material</b>	<b>0</b>	<b>0.0</b>	<b>0</b>	<b>0.0</b>
<b>Gambling Offenses (Total)</b>	<b>0</b>	<b>0.0</b>	<b>0</b>	<b>0.0</b>
Gambling - Betting/Wagering	0	0.0	0	0.0
Gambling - Operating/Promoting	0	0.0	0	0.0
Gambling - Equipment Violations	0	0.0	0	0.0
Gambling - Sports Tampering	0	0.0	0	0.0
<b>Prostitution Offenses (Total)</b>	<b>0</b>	<b>0.0</b>	<b>0</b>	<b>0.0</b>
Prostitution	0	0.0	0	0.0
Prostitution Assisting/Promoting	0	0.0	0	0.0
Purchasing Prostitution	0	0.0	0	0.0
<b>Human Trafficking Offenses (Total)</b>	<b>0</b>	<b>0.0</b>	<b>0</b>	<b>0.0</b>
Commercial Sex Acts	0	0.0	0	0.0
Involuntary Servitude	0	0.0	0	0.0
<b>Bribery</b>	<b>0</b>	<b>0.0</b>	<b>0</b>	<b>0.0</b>
<b>Weapon Law Violations</b>	<b>3</b>	<b>0.2</b>	<b>2</b>	<b>66.7</b>
<b>Animal Cruelty</b>	<b>0</b>	<b>0.0</b>	<b>0</b>	<b>0.0</b>

GROUP B OFFENSES	Offenses	Rate per 1,000
Bad Checks	0	0.0
Curfew/Vagrancy	0	0.0
Disorderly Conduct	0	0.0
DUI	0	0.0
Drunkenness	4	0.3
Family-Non Violent	0	0.0
Liquor Law Violations	0	0.0
Peeping Tom	0	0.0
Trespass	2	0.2
All Other Offenses	0	0.0

2022 Fall Term Campus Population	
Undergraduate Enrollment	9,128
Graduate Enrollment	1,541
Staff Personnel	948
Faculty Personnel	567
Security Personnel	45
<b>Total Campus Population</b>	<b>12,229</b>



## Tennessee Technological University - 2022

GROUP A OFFENSES	Offense	Rate per 1,000	Cleared	% Cleared
<b>Homicide Offenses (Total)</b>	<b>0</b>	<b>0.0</b>	<b>0</b>	<b>0.0</b>
Murder	0	0.0	0	0.0
Negligent Manslaughter	0	0.0	0	0.0
Negligent Vehicular Manslaughter	0	0.0	0	0.0
<b>Kidnapping/Abduction</b>	<b>0</b>	<b>0.0</b>	<b>0</b>	<b>0.0</b>
<b>Sex Offenses (Forcible) (Total)</b>	<b>1</b>	<b>0.1</b>	<b>0</b>	<b>0.0</b>
Forcible Rape	0	0.0	0	0.0
Forcible Sodomy	0	0.0	0	0.0
Sexual Assault W/Object	0	0.0	0	0.0
Forcible Fondling	1	0.1	0	0.0
<b>Robbery</b>	<b>0</b>	<b>0.0</b>	<b>0</b>	<b>0.0</b>
<b>Assault Offenses (Total)</b>	<b>13</b>	<b>1.2</b>	<b>4</b>	<b>30.8</b>
Aggravated Assault	1	0.1	0	0.0
Simple Assault	5	0.5	1	20.0
Intimidation	7	0.7	3	42.9
Stalking	0	0.0	0	0.0
<b>Arson</b>	<b>0</b>	<b>0.0</b>	<b>0</b>	<b>0.0</b>
<b>Extortion/Blackmail</b>	<b>7</b>	<b>0.7</b>	<b>0</b>	<b>0.0</b>
<b>Burglary</b>	<b>3</b>	<b>0.3</b>	<b>3</b>	<b>100.0</b>
<b>Larceny/Theft Offenses (Total)</b>	<b>65</b>	<b>6.2</b>	<b>9</b>	<b>13.8</b>
Theft - Pocket-picking	0	0.0	0	0.0
Theft - Purse Snatching	0	0.0	0	0.0
Theft - Shoplifting	0	0.0	0	0.0
Theft From Building	11	1.1	1	9.1
Theft From Coin Machine	0	0.0	0	0.0
Theft From Motor Vehicle	6	0.6	0	0.0
Theft of Motor Vehicle Parts	11	1.1	0	0.0
Theft - All Other Larceny	37	3.5	8	21.6
<b>Motor Vehicle Theft</b>	<b>4</b>	<b>0.4</b>	<b>1</b>	<b>25.0</b>
<b>Counterfeiting/Forgery</b>	<b>0</b>	<b>0.0</b>	<b>0</b>	<b>0.0</b>
<b>Fraud Offenses (Total)</b>	<b>1</b>	<b>0.1</b>	<b>0</b>	<b>0.0</b>
Fraud - Computer Hacking/Invasion	0	0.0	0	0.0
Fraud - Credit Card/ATM	0	0.0	0	0.0
Fraud - False Pretenses	1	0.1	0	0.0
Fraud - Identity Theft	0	0.0	0	0.0
Fraud - Impersonation	0	0.0	0	0.0
Fraud - Welfare	0	0.0	0	0.0
Fraud - Wire	0	0.0	0	0.0
<b>Embezzlement</b>	<b>0</b>	<b>0.0</b>	<b>0</b>	<b>0.0</b>
<b>Stolen Property Offenses</b>	<b>0</b>	<b>0.0</b>	<b>0</b>	<b>0.0</b>
<b>Destruction/Damage/Vandalism</b>	<b>16</b>	<b>1.5</b>	<b>4</b>	<b>25.0</b>
<b>Drug/Narcotic Violations (Total)</b>	<b>9</b>	<b>0.9</b>	<b>9</b>	<b>100.0</b>
Drug/Narcotic Violations	5	0.5	5	100.0
Drug/Narcotic Equipment Violations	4	0.4	4	100.0

GROUP A OFFENSES	Offense	Rate per 1,000	Cleared	% Cleared
<b>Sex Offenses (Nonforcible) (Total)</b>	<b>0</b>	<b>0.0</b>	<b>0</b>	<b>0.0</b>
Incest	0	0.0	0	0.0
Statutory Rape	0	0.0	0	0.0
<b>Pornography/Obscene Material</b>	<b>0</b>	<b>0.0</b>	<b>0</b>	<b>0.0</b>
<b>Gambling Offenses (Total)</b>	<b>0</b>	<b>0.0</b>	<b>0</b>	<b>0.0</b>
Gambling - Betting/Wagering	0	0.0	0	0.0
Gambling - Operating/Promoting	0	0.0	0	0.0
Gambling - Equipment Violations	0	0.0	0	0.0
Gambling - Sports Tampering	0	0.0	0	0.0
<b>Prostitution Offenses (Total)</b>	<b>0</b>	<b>0.0</b>	<b>0</b>	<b>0.0</b>
Prostitution	0	0.0	0	0.0
Prostitution Assisting/Promoting	0	0.0	0	0.0
Purchasing Prostitution	0	0.0	0	0.0
<b>Human Trafficking Offenses (Total)</b>	<b>0</b>	<b>0.0</b>	<b>0</b>	<b>0.0</b>
Commercial Sex Acts	0	0.0	0	0.0
Involuntary Servitude	0	0.0	0	0.0
<b>Bribery</b>	<b>0</b>	<b>0.0</b>	<b>0</b>	<b>0.0</b>
<b>Weapon Law Violations</b>	<b>4</b>	<b>0.4</b>	<b>0</b>	<b>0.0</b>
<b>Animal Cruelty</b>	<b>0</b>	<b>0.0</b>	<b>0</b>	<b>0.0</b>

GROUP B OFFENSES	Offenses	Rate per 1,000
Bad Checks	0	0.0
Curfew/Vagrancy	0	0.0
Disorderly Conduct	2	0.2
DUI	0	0.0
Drunkenness	0	0.0
Family-Non Violent	0	0.0
Liquor Law Violations	5	0.5
Peeping Tom	0	0.0
Trespass	5	0.5
All Other Offenses	1	0.1

2022 Fall Term Campus Population	
Undergraduate Enrollment	8,267
Graduate Enrollment	1,021
Staff Personnel	731
Faculty Personnel	440
Security Personnel	14
<b>Total Campus Population</b>	<b>10,473</b>



Tennessee Wesleyan University - 2022

GROUP A OFFENSES	Offense	Rate per 1,000	Cleared	% Cleared
<b>Homicide Offenses (Total)</b>	<b>0</b>	<b>0.0</b>	<b>0</b>	<b>0.0</b>
Murder	0	0.0	0	0.0
Negligent Manslaughter	0	0.0	0	0.0
Negligent Vehicular Manslaughter	0	0.0	0	0.0
<b>Kidnapping/Abduction</b>	<b>0</b>	<b>0.0</b>	<b>0</b>	<b>0.0</b>
<b>Sex Offenses (Forcible) (Total)</b>	<b>0</b>	<b>0.0</b>	<b>0</b>	<b>0.0</b>
Forcible Rape	0	0.0	0	0.0
Forcible Sodomy	0	0.0	0	0.0
Sexual Assault W/Object	0	0.0	0	0.0
Forcible Fondling	0	0.0	0	0.0
<b>Robbery</b>	<b>0</b>	<b>0.0</b>	<b>0</b>	<b>0.0</b>
<b>Assault Offenses (Total)</b>	<b>0</b>	<b>0.0</b>	<b>0</b>	<b>0.0</b>
Aggravated Assault	0	0.0	0	0.0
Simple Assault	0	0.0	0	0.0
Intimidation	0	0.0	0	0.0
Stalking	0	0.0	0	0.0
<b>Arson</b>	<b>0</b>	<b>0.0</b>	<b>0</b>	<b>0.0</b>
<b>Extortion/Blackmail</b>	<b>0</b>	<b>0.0</b>	<b>0</b>	<b>0.0</b>
<b>Burglary</b>	<b>0</b>	<b>0.0</b>	<b>0</b>	<b>0.0</b>
<b>Larceny/Theft Offenses (Total)</b>	<b>0</b>	<b>0.0</b>	<b>0</b>	<b>0.0</b>
Theft - Pocket-picking	0	0.0	0	0.0
Theft - Purse Snatching	0	0.0	0	0.0
Theft - Shoplifting	0	0.0	0	0.0
Theft From Building	0	0.0	0	0.0
Theft From Coin Machine	0	0.0	0	0.0
Theft From Motor Vehicle	0	0.0	0	0.0
Theft of Motor Vehicle Parts	0	0.0	0	0.0
Theft - All Other Larceny	0	0.0	0	0.0
<b>Motor Vehicle Theft</b>	<b>0</b>	<b>0.0</b>	<b>0</b>	<b>0.0</b>
<b>Counterfeiting/Forgery</b>	<b>0</b>	<b>0.0</b>	<b>0</b>	<b>0.0</b>
<b>Fraud Offenses (Total)</b>	<b>0</b>	<b>0.0</b>	<b>0</b>	<b>0.0</b>
Fraud - Computer Hacking/Invasion	0	0.0	0	0.0
Fraud - Credit Card/ATM	0	0.0	0	0.0
Fraud - False Pretenses	0	0.0	0	0.0
Fraud - Identity Theft	0	0.0	0	0.0
Fraud - Impersonation	0	0.0	0	0.0
Fraud - Welfare	0	0.0	0	0.0
Fraud - Wire	0	0.0	0	0.0
<b>Embezzlement</b>	<b>0</b>	<b>0.0</b>	<b>0</b>	<b>0.0</b>
<b>Stolen Property Offenses</b>	<b>0</b>	<b>0.0</b>	<b>0</b>	<b>0.0</b>
<b>Destruction/Damage/Vandalism</b>	<b>0</b>	<b>0.0</b>	<b>0</b>	<b>0.0</b>
<b>Drug/Narcotic Violations (Total)</b>	<b>2</b>	<b>1.5</b>	<b>2</b>	<b>100.0</b>
Drug/Narcotic Violations	2	1.5	2	100.0
Drug/Narcotic Equipment Violations	0	0.0	0	0.0

GROUP A OFFENSES	Offense	Rate per 1,000	Cleared	% Cleared
<b>Sex Offenses (Nonforcible) (Total)</b>	<b>0</b>	<b>0.0</b>	<b>0</b>	<b>0.0</b>
Incest	0	0.0	0	0.0
Statutory Rape	0	0.0	0	0.0
<b>Pornography/Obscene Material</b>	<b>0</b>	<b>0.0</b>	<b>0</b>	<b>0.0</b>
<b>Gambling Offenses (Total)</b>	<b>0</b>	<b>0.0</b>	<b>0</b>	<b>0.0</b>
Gambling - Betting/Wagering	0	0.0	0	0.0
Gambling - Operating/Promoting	0	0.0	0	0.0
Gambling - Equipment Violations	0	0.0	0	0.0
Gambling - Sports Tampering	0	0.0	0	0.0
<b>Prostitution Offenses (Total)</b>	<b>0</b>	<b>0.0</b>	<b>0</b>	<b>0.0</b>
Prostitution	0	0.0	0	0.0
Prostitution Assisting/Promoting	0	0.0	0	0.0
Purchasing Prostitution	0	0.0	0	0.0
<b>Human Trafficking Offenses (Total)</b>	<b>0</b>	<b>0.0</b>	<b>0</b>	<b>0.0</b>
Commercial Sex Acts	0	0.0	0	0.0
Involuntary Servitude	0	0.0	0	0.0
<b>Bribery</b>	<b>0</b>	<b>0.0</b>	<b>0</b>	<b>0.0</b>
<b>Weapon Law Violations</b>	<b>0</b>	<b>0.0</b>	<b>0</b>	<b>0.0</b>
<b>Animal Cruelty</b>	<b>0</b>	<b>0.0</b>	<b>0</b>	<b>0.0</b>

GROUP B OFFENSES	Offenses	Rate per 1,000
Bad Checks	0	0.0
Curfew/Vagrancy	0	0.0
Disorderly Conduct	0	0.0
DUI	0	0.0
Drunkenness	0	0.0
Family-Non Violent	0	0.0
Liquor Law Violations	5	3.7
Peeping Tom	0	0.0
Trespass	0	0.0
All Other Offenses	0	0.0

2022 Fall Term Campus Population	
Undergraduate Enrollment	940
Graduate Enrollment	114
Staff Personnel	97
Faculty Personnel	182
Security Personnel	5
<b>Total Campus Population</b>	<b>1,338</b>



Trevecca Nazarene University - 2022

GROUP A OFFENSES	Offense	Rate per 1,000	Cleared	% Cleared
<b>Homicide Offenses (Total)</b>	<b>0</b>	<b>0.0</b>	<b>0</b>	<b>0.0</b>
Murder	0	0.0	0	0.0
Negligent Manslaughter	0	0.0	0	0.0
Negligent Vehicular Manslaughter	0	0.0	0	0.0
<b>Kidnapping/Abduction</b>	<b>0</b>	<b>0.0</b>	<b>0</b>	<b>0.0</b>
<b>Sex Offenses (Forcible) (Total)</b>	<b>0</b>	<b>0.0</b>	<b>0</b>	<b>0.0</b>
Forcible Rape	0	0.0	0	0.0
Forcible Sodomy	0	0.0	0	0.0
Sexual Assault W/Object	0	0.0	0	0.0
Forcible Fondling	0	0.0	0	0.0
<b>Robbery</b>	<b>0</b>	<b>0.0</b>	<b>0</b>	<b>0.0</b>
<b>Assault Offenses (Total)</b>	<b>2</b>	<b>0.7</b>	<b>0</b>	<b>0.0</b>
Aggravated Assault	0	0.0	0	0.0
Simple Assault	0	0.0	0	0.0
Intimidation	2	0.7	0	0.0
Stalking	0	0.0	0	0.0
<b>Arson</b>	<b>0</b>	<b>0.0</b>	<b>0</b>	<b>0.0</b>
<b>Extortion/Blackmail</b>	<b>0</b>	<b>0.0</b>	<b>0</b>	<b>0.0</b>
<b>Burglary</b>	<b>4</b>	<b>1.3</b>	<b>0</b>	<b>0.0</b>
<b>Larceny/Theft Offenses (Total)</b>	<b>11</b>	<b>3.6</b>	<b>0</b>	<b>0.0</b>
Theft - Pocket-picking	0	0.0	0	0.0
Theft - Purse Snatching	0	0.0	0	0.0
Theft - Shoplifting	0	0.0	0	0.0
Theft From Building	3	1.0	0	0.0
Theft From Coin Machine	0	0.0	0	0.0
Theft From Motor Vehicle	2	0.7	0	0.0
Theft of Motor Vehicle Parts	1	0.3	0	0.0
Theft - All Other Larceny	5	1.7	0	0.0
<b>Motor Vehicle Theft</b>	<b>4</b>	<b>1.3</b>	<b>0</b>	<b>0.0</b>
<b>Counterfeiting/Forgery</b>	<b>0</b>	<b>0.0</b>	<b>0</b>	<b>0.0</b>
<b>Fraud Offenses (Total)</b>	<b>0</b>	<b>0.0</b>	<b>0</b>	<b>0.0</b>
Fraud - Computer Hacking/Invasion	0	0.0	0	0.0
Fraud - Credit Card/ATM	0	0.0	0	0.0
Fraud - False Pretenses	0	0.0	0	0.0
Fraud - Identity Theft	0	0.0	0	0.0
Fraud - Impersonation	0	0.0	0	0.0
Fraud - Welfare	0	0.0	0	0.0
Fraud - Wire	0	0.0	0	0.0
<b>Embezzlement</b>	<b>0</b>	<b>0.0</b>	<b>0</b>	<b>0.0</b>
<b>Stolen Property Offenses</b>	<b>0</b>	<b>0.0</b>	<b>0</b>	<b>0.0</b>
<b>Destruction/Damage/Vandalism</b>	<b>0</b>	<b>0.0</b>	<b>0</b>	<b>0.0</b>
<b>Drug/Narcotic Violations (Total)</b>	<b>0</b>	<b>0.0</b>	<b>0</b>	<b>0.0</b>
Drug/Narcotic Violations	0	0.0	0	0.0
Drug/Narcotic Equipment Violations	0	0.0	0	0.0

GROUP A OFFENSES	Offense	Rate per 1,000	Cleared	% Cleared
<b>Sex Offenses (Nonforcible) (Total)</b>	<b>0</b>	<b>0.0</b>	<b>0</b>	<b>0.0</b>
Incest	0	0.0	0	0.0
Statutory Rape	0	0.0	0	0.0
<b>Pornography/Obscene Material</b>	<b>0</b>	<b>0.0</b>	<b>0</b>	<b>0.0</b>
<b>Gambling Offenses (Total)</b>	<b>0</b>	<b>0.0</b>	<b>0</b>	<b>0.0</b>
Gambling - Betting/Wagering	0	0.0	0	0.0
Gambling - Operating/Promoting	0	0.0	0	0.0
Gambling - Equipment Violations	0	0.0	0	0.0
Gambling - Sports Tampering	0	0.0	0	0.0
<b>Prostitution Offenses (Total)</b>	<b>0</b>	<b>0.0</b>	<b>0</b>	<b>0.0</b>
Prostitution	0	0.0	0	0.0
Prostitution Assisting/Promoting	0	0.0	0	0.0
Purchasing Prostitution	0	0.0	0	0.0
<b>Human Trafficking Offenses (Total)</b>	<b>0</b>	<b>0.0</b>	<b>0</b>	<b>0.0</b>
Commercial Sex Acts	0	0.0	0	0.0
Involuntary Servitude	0	0.0	0	0.0
<b>Bribery</b>	<b>0</b>	<b>0.0</b>	<b>0</b>	<b>0.0</b>
<b>Weapon Law Violations</b>	<b>0</b>	<b>0.0</b>	<b>0</b>	<b>0.0</b>
<b>Animal Cruelty</b>	<b>0</b>	<b>0.0</b>	<b>0</b>	<b>0.0</b>

GROUP B OFFENSES	Offenses	Rate per 1,000
Bad Checks	0	0.0
Curfew/Vagrancy	0	0.0
Disorderly Conduct	0	0.0
DUI	0	0.0
Drunkenness	0	0.0
Family-Non Violent	0	0.0
Liquor Law Violations	0	0.0
Peeping Tom	0	0.0
Trespass	0	0.0
All Other Offenses	0	0.0

2022 Fall Term Campus Population	
Undergraduate Enrollment	1,556
Graduate Enrollment	1,072
Staff Personnel	289
Faculty Personnel	99
Security Personnel	7
<b>Total Campus Population</b>	<b>3,023</b>



## Tusculum University - 2022

GROUP A OFFENSES	Offense	Rate per 1,000	Cleared	% Cleared
<b>Homicide Offenses (Total)</b>	<b>0</b>	<b>0.0</b>	<b>0</b>	<b>0.0</b>
Murder	0	0.0	0	0.0
Negligent Manslaughter	0	0.0	0	0.0
Negligent Vehicular Manslaughter	0	0.0	0	0.0
<b>Kidnapping/Abduction</b>	<b>0</b>	<b>0.0</b>	<b>0</b>	<b>0.0</b>
<b>Sex Offenses (Forcible) (Total)</b>	<b>0</b>	<b>0.0</b>	<b>0</b>	<b>0.0</b>
Forcible Rape	0	0.0	0	0.0
Forcible Sodomy	0	0.0	0	0.0
Sexual Assault W/Object	0	0.0	0	0.0
Forcible Fondling	0	0.0	0	0.0
<b>Robbery</b>	<b>0</b>	<b>0.0</b>	<b>0</b>	<b>0.0</b>
<b>Assault Offenses (Total)</b>	<b>5</b>	<b>3.4</b>	<b>0</b>	<b>0.0</b>
Aggravated Assault	0	0.0	0	0.0
Simple Assault	4	2.7	0	0.0
Intimidation	1	0.7	0	0.0
Stalking	0	0.0	0	0.0
<b>Arson</b>	<b>1</b>	<b>0.7</b>	<b>0</b>	<b>0.0</b>
<b>Extortion/Blackmail</b>	<b>0</b>	<b>0.0</b>	<b>0</b>	<b>0.0</b>
<b>Burglary</b>	<b>3</b>	<b>2.0</b>	<b>0</b>	<b>0.0</b>
<b>Larceny/Theft Offenses (Total)</b>	<b>7</b>	<b>4.7</b>	<b>0</b>	<b>0.0</b>
Theft - Pocket-picking	0	0.0	0	0.0
Theft - Purse Snatching	0	0.0	0	0.0
Theft - Shoplifting	0	0.0	0	0.0
Theft From Building	6	4.1	0	0.0
Theft From Coin Machine	0	0.0	0	0.0
Theft From Motor Vehicle	0	0.0	0	0.0
Theft of Motor Vehicle Parts	0	0.0	0	0.0
Theft - All Other Larceny	1	0.7	0	0.0
<b>Motor Vehicle Theft</b>	<b>0</b>	<b>0.0</b>	<b>0</b>	<b>0.0</b>
<b>Counterfeiting/Forgery</b>	<b>0</b>	<b>0.0</b>	<b>0</b>	<b>0.0</b>
<b>Fraud Offenses (Total)</b>	<b>4</b>	<b>2.7</b>	<b>0</b>	<b>0.0</b>
Fraud - Computer Hacking/Invasion	0	0.0	0	0.0
Fraud - Credit Card/ATM	0	0.0	0	0.0
Fraud - False Pretenses	0	0.0	0	0.0
Fraud - Identity Theft	0	0.0	0	0.0
Fraud - Impersonation	4	2.7	0	0.0
Fraud - Welfare	0	0.0	0	0.0
Fraud - Wire	0	0.0	0	0.0
<b>Embezzlement</b>	<b>0</b>	<b>0.0</b>	<b>0</b>	<b>0.0</b>
<b>Stolen Property Offenses</b>	<b>0</b>	<b>0.0</b>	<b>0</b>	<b>0.0</b>
<b>Destruction/Damage/Vandalism</b>	<b>7</b>	<b>4.7</b>	<b>0</b>	<b>0.0</b>
<b>Drug/Narcotic Violations (Total)</b>	<b>6</b>	<b>4.1</b>	<b>0</b>	<b>0.0</b>
Drug/Narcotic Violations	4	2.7	0	0.0
Drug/Narcotic Equipment Violations	2	1.4	0	0.0

GROUP A OFFENSES	Offense	Rate per 1,000	Cleared	% Cleared
<b>Sex Offenses (Nonforcible) (Total)</b>	<b>0</b>	<b>0.0</b>	<b>0</b>	<b>0.0</b>
Incest	0	0.0	0	0.0
Statutory Rape	0	0.0	0	0.0
<b>Pornography/Obscene Material</b>	<b>1</b>	<b>0.7</b>	<b>0</b>	<b>0.0</b>
<b>Gambling Offenses (Total)</b>	<b>0</b>	<b>0.0</b>	<b>0</b>	<b>0.0</b>
Gambling - Betting/Wagering	0	0.0	0	0.0
Gambling - Operating/Promoting	0	0.0	0	0.0
Gambling - Equipment Violations	0	0.0	0	0.0
Gambling - Sports Tampering	0	0.0	0	0.0
<b>Prostitution Offenses (Total)</b>	<b>0</b>	<b>0.0</b>	<b>0</b>	<b>0.0</b>
Prostitution	0	0.0	0	0.0
Prostitution Assisting/Promoting	0	0.0	0	0.0
Purchasing Prostitution	0	0.0	0	0.0
<b>Human Trafficking Offenses (Total)</b>	<b>0</b>	<b>0.0</b>	<b>0</b>	<b>0.0</b>
Commercial Sex Acts	0	0.0	0	0.0
Involuntary Servitude	0	0.0	0	0.0
<b>Bribery</b>	<b>0</b>	<b>0.0</b>	<b>0</b>	<b>0.0</b>
<b>Weapon Law Violations</b>	<b>0</b>	<b>0.0</b>	<b>0</b>	<b>0.0</b>
<b>Animal Cruelty</b>	<b>0</b>	<b>0.0</b>	<b>0</b>	<b>0.0</b>

GROUP B OFFENSES	Offenses	Rate per 1,000
Bad Checks	0	0.0
Curfew/Vagrancy	0	0.0
Disorderly Conduct	0	0.0
DUI	0	0.0
Drunkenness	2	1.4
Family-Non Violent	0	0.0
Liquor Law Violations	0	0.0
Peeping Tom	0	0.0
Trespass	0	0.0
All Other Offenses	0	0.0

2022 Fall Term Campus Population	
Undergraduate Enrollment	1,026
Graduate Enrollment	170
Staff Personnel	222
Faculty Personnel	56
Security Personnel	5
<b>Total Campus Population</b>	<b>1,479</b>





## Union University - 2022

GROUP A OFFENSES	Offense	Rate per 1,000	Cleared	% Cleared
<b>Homicide Offenses (Total)</b>	<b>0</b>	<b>0.0</b>	<b>0</b>	<b>0.0</b>
Murder	0	0.0	0	0.0
Negligent Manslaughter	0	0.0	0	0.0
Negligent Vehicular Manslaughter	0	0.0	0	0.0
<b>Kidnapping/Abduction</b>	<b>0</b>	<b>0.0</b>	<b>0</b>	<b>0.0</b>
<b>Sex Offenses (Forcible) (Total)</b>	<b>1</b>	<b>0.3</b>	<b>0</b>	<b>0.0</b>
Forcible Rape	1	0.3	0	0.0
Forcible Sodomy	0	0.0	0	0.0
Sexual Assault W/Object	0	0.0	0	0.0
Forcible Fondling	0	0.0	0	0.0
<b>Robbery</b>	<b>0</b>	<b>0.0</b>	<b>0</b>	<b>0.0</b>
<b>Assault Offenses (Total)</b>	<b>2</b>	<b>0.7</b>	<b>0</b>	<b>0.0</b>
Aggravated Assault	0	0.0	0	0.0
Simple Assault	0	0.0	0	0.0
Intimidation	0	0.0	0	0.0
Stalking	2	0.7	0	0.0
<b>Arson</b>	<b>0</b>	<b>0.0</b>	<b>0</b>	<b>0.0</b>
<b>Extortion/Blackmail</b>	<b>0</b>	<b>0.0</b>	<b>0</b>	<b>0.0</b>
<b>Burglary</b>	<b>10</b>	<b>3.3</b>	<b>2</b>	<b>20.0</b>
<b>Larceny/Theft Offenses (Total)</b>	<b>16</b>	<b>5.3</b>	<b>1</b>	<b>6.3</b>
Theft - Pocket-picking	0	0.0	0	0.0
Theft - Purse Snatching	0	0.0	0	0.0
Theft - Shoplifting	0	0.0	0	0.0
Theft From Building	2	0.7	1	50.0
Theft From Coin Machine	0	0.0	0	0.0
Theft From Motor Vehicle	1	0.3	0	0.0
Theft of Motor Vehicle Parts	1	0.3	0	0.0
Theft - All Other Larceny	12	4.0	0	0.0
<b>Motor Vehicle Theft</b>	<b>0</b>	<b>0.0</b>	<b>0</b>	<b>0.0</b>
<b>Counterfeiting/Forgery</b>	<b>0</b>	<b>0.0</b>	<b>0</b>	<b>0.0</b>
<b>Fraud Offenses (Total)</b>	<b>0</b>	<b>0.0</b>	<b>0</b>	<b>0.0</b>
Fraud - Computer Hacking/Invasion	0	0.0	0	0.0
Fraud - Credit Card/ATM	0	0.0	0	0.0
Fraud - False Pretenses	0	0.0	0	0.0
Fraud - Identity Theft	0	0.0	0	0.0
Fraud - Impersonation	0	0.0	0	0.0
Fraud - Welfare	0	0.0	0	0.0
Fraud - Wire	0	0.0	0	0.0
<b>Embezzlement</b>	<b>0</b>	<b>0.0</b>	<b>0</b>	<b>0.0</b>
<b>Stolen Property Offenses</b>	<b>0</b>	<b>0.0</b>	<b>0</b>	<b>0.0</b>
<b>Destruction/Damage/Vandalism</b>	<b>7</b>	<b>2.3</b>	<b>0</b>	<b>0.0</b>
<b>Drug/Narcotic Violations (Total)</b>	<b>1</b>	<b>0.3</b>	<b>1</b>	<b>100.0</b>
Drug/Narcotic Violations	1	0.3	1	100.0
Drug/Narcotic Equipment Violations	0	0.0	0	0.0

GROUP A OFFENSES	Offense	Rate per 1,000	Cleared	% Cleared
<b>Sex Offenses (Nonforcible) (Total)</b>	<b>0</b>	<b>0.0</b>	<b>0</b>	<b>0.0</b>
Incest	0	0.0	0	0.0
Statutory Rape	0	0.0	0	0.0
<b>Pornography/Obscene Material</b>	<b>0</b>	<b>0.0</b>	<b>0</b>	<b>0.0</b>
<b>Gambling Offenses (Total)</b>	<b>0</b>	<b>0.0</b>	<b>0</b>	<b>0.0</b>
Gambling - Betting/Wagering	0	0.0	0	0.0
Gambling - Operating/Promoting	0	0.0	0	0.0
Gambling - Equipment Violations	0	0.0	0	0.0
Gambling - Sports Tampering	0	0.0	0	0.0
<b>Prostitution Offenses (Total)</b>	<b>0</b>	<b>0.0</b>	<b>0</b>	<b>0.0</b>
Prostitution	0	0.0	0	0.0
Prostitution Assisting/Promoting	0	0.0	0	0.0
Purchasing Prostitution	0	0.0	0	0.0
<b>Human Trafficking Offenses (Total)</b>	<b>0</b>	<b>0.0</b>	<b>0</b>	<b>0.0</b>
Commercial Sex Acts	0	0.0	0	0.0
Involuntary Servitude	0	0.0	0	0.0
<b>Bribery</b>	<b>0</b>	<b>0.0</b>	<b>0</b>	<b>0.0</b>
<b>Weapon Law Violations</b>	<b>0</b>	<b>0.0</b>	<b>0</b>	<b>0.0</b>
<b>Animal Cruelty</b>	<b>0</b>	<b>0.0</b>	<b>0</b>	<b>0.0</b>

GROUP B OFFENSES	Offenses	Rate per 1,000
Bad Checks	0	0.0
Curfew/Vagrancy	0	0.0
Disorderly Conduct	1	0.3
DUI	1	0.3
Drunkenness	1	0.3
Family-Non Violent	0	0.0
Liquor Law Violations	7	2.3
Peeping Tom	0	0.0
Trespass	0	0.0
All Other Offenses	0	0.0

2022 Fall Term Campus Population	
Undergraduate Enrollment	1,784
Graduate Enrollment	782
Staff Personnel	239
Faculty Personnel	213
Security Personnel	9
<b>Total Campus Population</b>	<b>3,027</b>





## University of Memphis - 2022

GROUP A OFFENSES	Offense	Rate per 1,000	Cleared	% Cleared
<b>Homicide Offenses (Total)</b>	<b>0</b>	<b>0.0</b>	<b>0</b>	<b>0.0</b>
Murder	0	0.0	0	0.0
Negligent Manslaughter	0	0.0	0	0.0
Negligent Vehicular Manslaughter	0	0.0	0	0.0
<b>Kidnapping/Abduction</b>	<b>0</b>	<b>0.0</b>	<b>0</b>	<b>0.0</b>
<b>Sex Offenses (Forcible) (Total)</b>	<b>3</b>	<b>0.1</b>	<b>2</b>	<b>66.7</b>
Forcible Rape	1	0.0	1	100.0
Forcible Sodomy	0	0.0	0	0.0
Sexual Assault W/Object	0	0.0	0	0.0
Forcible Fondling	2	0.1	1	50.0
<b>Robbery</b>	<b>2</b>	<b>0.1</b>	<b>1</b>	<b>50.0</b>
<b>Assault Offenses (Total)</b>	<b>41</b>	<b>1.7</b>	<b>31</b>	<b>75.6</b>
Aggravated Assault	2	0.1	2	100.0
Simple Assault	24	1.0	19	79.2
Intimidation	12	0.5	7	58.3
Stalking	3	0.1	3	100.0
<b>Arson</b>	<b>0</b>	<b>0.0</b>	<b>0</b>	<b>0.0</b>
<b>Extortion/Blackmail</b>	<b>2</b>	<b>0.1</b>	<b>1</b>	<b>50.0</b>
<b>Burglary</b>	<b>14</b>	<b>0.6</b>	<b>4</b>	<b>28.6</b>
<b>Larceny/Theft Offenses (Total)</b>	<b>111</b>	<b>4.5</b>	<b>2</b>	<b>1.8</b>
Theft - Pocket-picking	0	0.0	0	0.0
Theft - Purse Snatching	0	0.0	0	0.0
Theft - Shoplifting	0	0.0	0	0.0
Theft From Building	36	1.5	2	5.6
Theft From Coin Machine	0	0.0	0	0.0
Theft From Motor Vehicle	26	1.1	0	0.0
Theft of Motor Vehicle Parts	32	1.3	0	0.0
Theft - All Other Larceny	17	0.7	0	0.0
<b>Motor Vehicle Theft</b>	<b>47</b>	<b>1.9</b>	<b>9</b>	<b>19.1</b>
<b>Counterfeiting/Forgery</b>	<b>1</b>	<b>0.0</b>	<b>1</b>	<b>100.0</b>
<b>Fraud Offenses (Total)</b>	<b>12</b>	<b>0.5</b>	<b>3</b>	<b>25.0</b>
Fraud - Computer Hacking/Invasion	0	0.0	0	0.0
Fraud - Credit Card/ATM	5	0.2	2	40.0
Fraud - False Pretenses	7	0.3	1	14.3
Fraud - Identity Theft	0	0.0	0	0.0
Fraud - Impersonation	0	0.0	0	0.0
Fraud - Welfare	0	0.0	0	0.0
Fraud - Wire	0	0.0	0	0.0
<b>Embezzlement</b>	<b>0</b>	<b>0.0</b>	<b>0</b>	<b>0.0</b>
<b>Stolen Property Offenses</b>	<b>0</b>	<b>0.0</b>	<b>0</b>	<b>0.0</b>
<b>Destruction/Damage/Vandalism</b>	<b>75</b>	<b>3.0</b>	<b>6</b>	<b>8.0</b>
<b>Drug/Narcotic Violations (Total)</b>	<b>12</b>	<b>0.5</b>	<b>11</b>	<b>91.7</b>
Drug/Narcotic Violations	6	0.2	6	100.0
Drug/Narcotic Equipment Violations	6	0.2	5	83.3

GROUP A OFFENSES	Offense	Rate per 1,000	Cleared	% Cleared
<b>Sex Offenses (Nonforcible) (Total)</b>	<b>0</b>	<b>0.0</b>	<b>0</b>	<b>0.0</b>
Incest	0	0.0	0	0.0
Statutory Rape	0	0.0	0	0.0
<b>Pornography/Obscene Material</b>	<b>0</b>	<b>0.0</b>	<b>0</b>	<b>0.0</b>
<b>Gambling Offenses (Total)</b>	<b>3</b>	<b>0.1</b>	<b>0</b>	<b>0.0</b>
Gambling - Betting/Wagering	3	0.1	0	0.0
Gambling - Operating/Promoting	0	0.0	0	0.0
Gambling - Equipment Violations	0	0.0	0	0.0
Gambling - Sports Tampering	0	0.0	0	0.0
<b>Prostitution Offenses (Total)</b>	<b>0</b>	<b>0.0</b>	<b>0</b>	<b>0.0</b>
Prostitution	0	0.0	0	0.0
Prostitution Assisting/Promoting	0	0.0	0	0.0
Purchasing Prostitution	0	0.0	0	0.0
<b>Human Trafficking Offenses (Total)</b>	<b>0</b>	<b>0.0</b>	<b>0</b>	<b>0.0</b>
Commercial Sex Acts	0	0.0	0	0.0
Involuntary Servitude	0	0.0	0	0.0
<b>Bribery</b>	<b>0</b>	<b>0.0</b>	<b>0</b>	<b>0.0</b>
<b>Weapon Law Violations</b>	<b>5</b>	<b>0.2</b>	<b>4</b>	<b>80.0</b>
<b>Animal Cruelty</b>	<b>0</b>	<b>0.0</b>	<b>0</b>	<b>0.0</b>

GROUP B OFFENSES	Offenses	Rate per 1,000
Bad Checks	0	0.0
Curfew/Vagrancy	0	0.0
Disorderly Conduct	0	0.0
DUI	0	0.0
Drunkenness	0	0.0
Family-Non Violent	0	0.0
Liquor Law Violations	2	0.1
Peeping Tom	0	0.0
Trespass	14	0.6
All Other Offenses	0	0.0

2022 Fall Term Campus Population	
Undergraduate Enrollment	16,773
Graduate Enrollment	4,439
Staff Personnel	1,871
Faculty Personnel	1,488
Security Personnel	63
<b>Total Campus Population</b>	<b>24,634</b>



## University of Tennessee at Chattanooga - 2022

GROUP A OFFENSES	Offense	Rate per 1,000	Cleared	% Cleared
<b>Homicide Offenses (Total)</b>	<b>0</b>	<b>0.0</b>	<b>0</b>	<b>0.0</b>
Murder	0	0.0	0	0.0
Negligent Manslaughter	0	0.0	0	0.0
Negligent Vehicular Manslaughter	0	0.0	0	0.0
<b>Kidnapping/Abduction</b>	<b>0</b>	<b>0.0</b>	<b>0</b>	<b>0.0</b>
<b>Sex Offenses (Forcible) (Total)</b>	<b>3</b>	<b>0.2</b>	<b>2</b>	<b>66.7</b>
Forcible Rape	3	0.2	2	66.7
Forcible Sodomy	0	0.0	0	0.0
Sexual Assault W/Object	0	0.0	0	0.0
Forcible Fondling	0	0.0	0	0.0
<b>Robbery</b>	<b>2</b>	<b>0.2</b>	<b>0</b>	<b>0.0</b>
<b>Assault Offenses (Total)</b>	<b>32</b>	<b>2.6</b>	<b>9</b>	<b>28.1</b>
Aggravated Assault	0	0.0	0	0.0
Simple Assault	16	1.3	9	56.3
Intimidation	14	1.2	0	0.0
Stalking	2	0.2	0	0.0
<b>Arson</b>	<b>0</b>	<b>0.0</b>	<b>0</b>	<b>0.0</b>
<b>Extortion/Blackmail</b>	<b>1</b>	<b>0.1</b>	<b>0</b>	<b>0.0</b>
<b>Burglary</b>	<b>13</b>	<b>1.1</b>	<b>0</b>	<b>0.0</b>
<b>Larceny/Theft Offenses (Total)</b>	<b>93</b>	<b>7.7</b>	<b>2</b>	<b>2.2</b>
Theft - Pocket-picking	1	0.1	0	0.0
Theft - Purse Snatching	0	0.0	0	0.0
Theft - Shoplifting	1	0.1	0	0.0
Theft From Building	16	1.3	2	12.5
Theft From Coin Machine	0	0.0	0	0.0
Theft From Motor Vehicle	23	1.9	0	0.0
Theft of Motor Vehicle Parts	13	1.1	0	0.0
Theft - All Other Larceny	39	3.2	0	0.0
<b>Motor Vehicle Theft</b>	<b>6</b>	<b>0.5</b>	<b>0</b>	<b>0.0</b>
<b>Counterfeiting/Forgery</b>	<b>0</b>	<b>0.0</b>	<b>0</b>	<b>0.0</b>
<b>Fraud Offenses (Total)</b>	<b>0</b>	<b>0.0</b>	<b>0</b>	<b>0.0</b>
Fraud - Computer Hacking/Invasion	0	0.0	0	0.0
Fraud - Credit Card/ATM	0	0.0	0	0.0
Fraud - False Pretenses	0	0.0	0	0.0
Fraud - Identity Theft	0	0.0	0	0.0
Fraud - Impersonation	0	0.0	0	0.0
Fraud - Welfare	0	0.0	0	0.0
Fraud - Wire	0	0.0	0	0.0
<b>Embezzlement</b>	<b>0</b>	<b>0.0</b>	<b>0</b>	<b>0.0</b>
<b>Stolen Property Offenses</b>	<b>0</b>	<b>0.0</b>	<b>0</b>	<b>0.0</b>
<b>Destruction/Damage/Vandalism</b>	<b>23</b>	<b>1.9</b>	<b>1</b>	<b>4.3</b>
<b>Drug/Narcotic Violations (Total)</b>	<b>23</b>	<b>1.9</b>	<b>3</b>	<b>13.0</b>
Drug/Narcotic Violations	10	0.8	2	20.0
Drug/Narcotic Equipment Violations	13	1.1	1	7.7

GROUP A OFFENSES	Offense	Rate per 1,000	Cleared	% Cleared
<b>Sex Offenses (Nonforcible) (Total)</b>	<b>0</b>	<b>0.0</b>	<b>0</b>	<b>0.0</b>
Incest	0	0.0	0	0.0
Statutory Rape	0	0.0	0	0.0
<b>Pornography/Obscene Material</b>	<b>0</b>	<b>0.0</b>	<b>0</b>	<b>0.0</b>
<b>Gambling Offenses (Total)</b>	<b>0</b>	<b>0.0</b>	<b>0</b>	<b>0.0</b>
Gambling - Betting/Wagering	0	0.0	0	0.0
Gambling - Operating/Promoting	0	0.0	0	0.0
Gambling - Equipment Violations	0	0.0	0	0.0
Gambling - Sports Tampering	0	0.0	0	0.0
<b>Prostitution Offenses (Total)</b>	<b>0</b>	<b>0.0</b>	<b>0</b>	<b>0.0</b>
Prostitution	0	0.0	0	0.0
Prostitution Assisting/Promoting	0	0.0	0	0.0
Purchasing Prostitution	0	0.0	0	0.0
<b>Human Trafficking Offenses (Total)</b>	<b>0</b>	<b>0.0</b>	<b>0</b>	<b>0.0</b>
Commercial Sex Acts	0	0.0	0	0.0
Involuntary Servitude	0	0.0	0	0.0
<b>Bribery</b>	<b>0</b>	<b>0.0</b>	<b>0</b>	<b>0.0</b>
<b>Weapon Law Violations</b>	<b>1</b>	<b>0.1</b>	<b>0</b>	<b>0.0</b>
<b>Animal Cruelty</b>	<b>0</b>	<b>0.0</b>	<b>0</b>	<b>0.0</b>

GROUP B OFFENSES	Offenses	Rate per 1,000
Bad Checks	0	0.0
Curfew/Vagrancy	0	0.0
Disorderly Conduct	2	0.2
DUI	0	0.0
Drunkenness	0	0.0
Family-Non Violent	0	0.0
Liquor Law Violations	0	0.0
Peeping Tom	0	0.0
Trespass	19	1.6
All Other Offenses	2	0.2

2022 Fall Term Campus Population	
Undergraduate Enrollment	9,111
Graduate Enrollment	991
Staff Personnel	1,275
Faculty Personnel	718
Security Personnel	58
<b>Total Campus Population</b>	<b>12,153</b>



**University of Tennessee at Knoxville - 2022**

<b>GROUP A OFFENSES</b>	Offense	Rate per 1,000	Cleared	% Cleared
<b>Homicide Offenses (Total)</b>	<b>0</b>	<b>0.0</b>	<b>0</b>	<b>0.0</b>
Murder	0	0.0	0	0.0
Negligent Manslaughter	0	0.0	0	0.0
Negligent Vehicular Manslaughter	0	0.0	0	0.0
<b>Kidnapping/Abduction</b>	<b>2</b>	<b>0.1</b>	<b>1</b>	<b>50.0</b>
<b>Sex Offenses (Forcible) (Total)</b>	<b>6</b>	<b>0.2</b>	<b>3</b>	<b>50.0</b>
Forcible Rape	4	0.1	1	25.0
Forcible Sodomy	0	0.0	0	0.0
Sexual Assault W/Object	0	0.0	0	0.0
Forcible Fondling	2	0.1	2	100.0
<b>Robbery</b>	<b>3</b>	<b>0.1</b>	<b>0</b>	<b>0.0</b>
<b>Assault Offenses (Total)</b>	<b>53</b>	<b>1.4</b>	<b>20</b>	<b>37.7</b>
Aggravated Assault	6	0.2	4	66.7
Simple Assault	31	0.8	16	51.6
Intimidation	14	0.4	0	0.0
Stalking	2	0.1	0	0.0
<b>Arson</b>	<b>0</b>	<b>0.0</b>	<b>0</b>	<b>0.0</b>
<b>Extortion/Blackmail</b>	<b>1</b>	<b>0.0</b>	<b>0</b>	<b>0.0</b>
<b>Burglary</b>	<b>11</b>	<b>0.3</b>	<b>4</b>	<b>36.4</b>
<b>Larceny/Theft Offenses (Total)</b>	<b>138</b>	<b>3.7</b>	<b>25</b>	<b>18.1</b>
Theft - Pocket-picking	0	0.0	0	0.0
Theft - Purse Snatching	0	0.0	0	0.0
Theft - Shoplifting	1	0.0	1	100.0
Theft From Building	15	0.4	5	33.3
Theft From Coin Machine	0	0.0	0	0.0
Theft From Motor Vehicle	26	0.7	6	23.1
Theft of Motor Vehicle Parts	14	0.4	0	0.0
Theft - All Other Larceny	82	2.2	13	15.9
<b>Motor Vehicle Theft</b>	<b>6</b>	<b>0.2</b>	<b>2</b>	<b>33.3</b>
<b>Counterfeiting/Forgery</b>	<b>4</b>	<b>0.1</b>	<b>1</b>	<b>25.0</b>
<b>Fraud Offenses (Total)</b>	<b>8</b>	<b>0.2</b>	<b>3</b>	<b>37.5</b>
Fraud - Computer Hacking/Invasion	0	0.0	0	0.0
Fraud - Credit Card/ATM	4	0.1	1	25.0
Fraud - False Pretenses	1	0.0	0	0.0
Fraud - Identity Theft	0	0.0	0	0.0
Fraud - Impersonation	3	0.1	2	66.7
Fraud - Welfare	0	0.0	0	0.0
Fraud - Wire	0	0.0	0	0.0
<b>Embezzlement</b>	<b>0</b>	<b>0.0</b>	<b>0</b>	<b>0.0</b>
<b>Stolen Property Offenses</b>	<b>3</b>	<b>0.1</b>	<b>3</b>	<b>100.0</b>
<b>Destruction/Damage/Vandalism</b>	<b>51</b>	<b>1.4</b>	<b>10</b>	<b>19.6</b>
<b>Drug/Narcotic Violations (Total)</b>	<b>282</b>	<b>7.6</b>	<b>232</b>	<b>82.3</b>
Drug/Narcotic Violations	192	5.1	160	83.3
Drug/Narcotic Equipment Violations	90	2.4	72	80.0

<b>GROUP A OFFENSES</b>	Offense	Rate per 1,000	Cleared	% Cleared
<b>Sex Offenses (Nonforcible) (Total)</b>	<b>0</b>	<b>0.0</b>	<b>0</b>	<b>0.0</b>
Incest	0	0.0	0	0.0
Statutory Rape	0	0.0	0	0.0
<b>Pornography/Obscene Material</b>	<b>0</b>	<b>0.0</b>	<b>0</b>	<b>0.0</b>
<b>Gambling Offenses (Total)</b>	<b>0</b>	<b>0.0</b>	<b>0</b>	<b>0.0</b>
Gambling - Betting/Wagering	0	0.0	0	0.0
Gambling - Operating/Promoting	0	0.0	0	0.0
Gambling - Equipment Violations	0	0.0	0	0.0
Gambling - Sports Tampering	0	0.0	0	0.0
<b>Prostitution Offenses (Total)</b>	<b>0</b>	<b>0.0</b>	<b>0</b>	<b>0.0</b>
Prostitution	0	0.0	0	0.0
Prostitution Assisting/Promoting	0	0.0	0	0.0
Purchasing Prostitution	0	0.0	0	0.0
<b>Human Trafficking Offenses (Total)</b>	<b>0</b>	<b>0.0</b>	<b>0</b>	<b>0.0</b>
Commercial Sex Acts	0	0.0	0	0.0
Involuntary Servitude	0	0.0	0	0.0
<b>Bribery</b>	<b>0</b>	<b>0.0</b>	<b>0</b>	<b>0.0</b>
<b>Weapon Law Violations</b>	<b>24</b>	<b>0.6</b>	<b>22</b>	<b>91.7</b>
<b>Animal Cruelty</b>	<b>0</b>	<b>0.0</b>	<b>0</b>	<b>0.0</b>

<b>GROUP B OFFENSES</b>	Offenses	Rate per 1,000
Bad Checks	0	0.0
Curfew/Vagrancy	0	0.0
Disorderly Conduct	14	0.4
DUI	44	1.2
Drunkenness	103	2.8
Family-Non Violent	0	0.0
Liquor Law Violations	69	1.9
Peeping Tom	1	0.0
Trespass	39	1.0
All Other Offenses	11	0.3

<b>2022 Fall Term Campus Population</b>	
Undergraduate Enrollment	25,067
Graduate Enrollment	6,634
Staff Personnel	3,778
Faculty Personnel	1,691
Security Personnel	117
<b>Total Campus Population</b>	<b>37,287</b>



**University of Tennessee at Martin - 2022**

<b>GROUP A OFFENSES</b>	Offense	Rate per 1,000	Cleared	% Cleared
<b>Homicide Offenses (Total)</b>	<b>0</b>	<b>0.0</b>	<b>0</b>	<b>0.0</b>
Murder	0	0.0	0	0.0
Negligent Manslaughter	0	0.0	0	0.0
Negligent Vehicular Manslaughter	0	0.0	0	0.0
<b>Kidnapping/Abduction</b>	<b>0</b>	<b>0.0</b>	<b>0</b>	<b>0.0</b>
<b>Sex Offenses (Forcible) (Total)</b>	<b>0</b>	<b>0.0</b>	<b>0</b>	<b>0.0</b>
Forcible Rape	0	0.0	0	0.0
Forcible Sodomy	0	0.0	0	0.0
Sexual Assault W/Object	0	0.0	0	0.0
Forcible Fondling	0	0.0	0	0.0
<b>Robbery</b>	<b>0</b>	<b>0.0</b>	<b>0</b>	<b>0.0</b>
<b>Assault Offenses (Total)</b>	<b>28</b>	<b>4.6</b>	<b>19</b>	<b>67.9</b>
Aggravated Assault	2	0.3	1	50.0
Simple Assault	8	1.3	6	75.0
Intimidation	18	2.9	12	66.7
Stalking	0	0.0	0	0.0
<b>Arson</b>	<b>0</b>	<b>0.0</b>	<b>0</b>	<b>0.0</b>
<b>Extortion/Blackmail</b>	<b>0</b>	<b>0.0</b>	<b>0</b>	<b>0.0</b>
<b>Burglary</b>	<b>0</b>	<b>0.0</b>	<b>0</b>	<b>0.0</b>
<b>Larceny/Theft Offenses (Total)</b>	<b>15</b>	<b>2.4</b>	<b>1</b>	<b>6.7</b>
Theft - Pocket-picking	0	0.0	0	0.0
Theft - Purse Snatching	0	0.0	0	0.0
Theft - Shoplifting	0	0.0	0	0.0
Theft From Building	7	1.1	1	14.3
Theft From Coin Machine	0	0.0	0	0.0
Theft From Motor Vehicle	3	0.5	0	0.0
Theft of Motor Vehicle Parts	0	0.0	0	0.0
Theft - All Other Larceny	5	0.8	0	0.0
<b>Motor Vehicle Theft</b>	<b>1</b>	<b>0.2</b>	<b>1</b>	<b>100.0</b>
<b>Counterfeiting/Forgery</b>	<b>0</b>	<b>0.0</b>	<b>0</b>	<b>0.0</b>
<b>Fraud Offenses (Total)</b>	<b>0</b>	<b>0.0</b>	<b>0</b>	<b>0.0</b>
Fraud - Computer Hacking/Invasion	0	0.0	0	0.0
Fraud - Credit Card/ATM	0	0.0	0	0.0
Fraud - False Pretenses	0	0.0	0	0.0
Fraud - Identity Theft	0	0.0	0	0.0
Fraud - Impersonation	0	0.0	0	0.0
Fraud - Welfare	0	0.0	0	0.0
Fraud - Wire	0	0.0	0	0.0
<b>Embezzlement</b>	<b>0</b>	<b>0.0</b>	<b>0</b>	<b>0.0</b>
<b>Stolen Property Offenses</b>	<b>0</b>	<b>0.0</b>	<b>0</b>	<b>0.0</b>
<b>Destruction/Damage/Vandalism</b>	<b>4</b>	<b>0.7</b>	<b>0</b>	<b>0.0</b>
<b>Drug/Narcotic Violations (Total)</b>	<b>18</b>	<b>2.9</b>	<b>15</b>	<b>83.3</b>
Drug/Narcotic Violations	15	2.4	14	93.3
Drug/Narcotic Equipment Violations	3	0.5	1	33.3

<b>GROUP A OFFENSES</b>	Offense	Rate per 1,000	Cleared	% Cleared
<b>Sex Offenses (Nonforcible) (Total)</b>	<b>0</b>	<b>0.0</b>	<b>0</b>	<b>0.0</b>
Incest	0	0.0	0	0.0
Statutory Rape	0	0.0	0	0.0
<b>Pornography/Obscene Material</b>	<b>0</b>	<b>0.0</b>	<b>0</b>	<b>0.0</b>
<b>Gambling Offenses (Total)</b>	<b>0</b>	<b>0.0</b>	<b>0</b>	<b>0.0</b>
Gambling - Betting/Wagering	0	0.0	0	0.0
Gambling - Operating/Promoting	0	0.0	0	0.0
Gambling - Equipment Violations	0	0.0	0	0.0
Gambling - Sports Tampering	0	0.0	0	0.0
<b>Prostitution Offenses (Total)</b>	<b>0</b>	<b>0.0</b>	<b>0</b>	<b>0.0</b>
Prostitution	0	0.0	0	0.0
Prostitution Assisting/Promoting	0	0.0	0	0.0
Purchasing Prostitution	0	0.0	0	0.0
<b>Human Trafficking Offenses (Total)</b>	<b>0</b>	<b>0.0</b>	<b>0</b>	<b>0.0</b>
Commercial Sex Acts	0	0.0	0	0.0
Involuntary Servitude	0	0.0	0	0.0
<b>Bribery</b>	<b>0</b>	<b>0.0</b>	<b>0</b>	<b>0.0</b>
<b>Weapon Law Violations</b>	<b>3</b>	<b>0.5</b>	<b>2</b>	<b>66.7</b>
<b>Animal Cruelty</b>	<b>0</b>	<b>0.0</b>	<b>0</b>	<b>0.0</b>

<b>GROUP B OFFENSES</b>	Offenses	Rate per 1,000
Bad Checks	0	0.0
Curfew/Vagrancy	0	0.0
Disorderly Conduct	1	0.2
DUI	1	0.2
Drunkenness	0	0.0
Family-Non Violent	0	0.0
Liquor Law Violations	17	2.8
Peeping Tom	0	0.0
Trespass	2	0.3
All Other Offenses	1	0.2

<b>2022 Fall Term Campus Population</b>	
Undergraduate Enrollment	4,787
Graduate Enrollment	394
Staff Personnel	593
Faculty Personnel	342
Security Personnel	13
<b>Total Campus Population</b>	<b>6,129</b>



**University of Tennessee Health Sciences Center - 2022**

<b>GROUP A OFFENSES</b>	Offense	Rate per 1,000	Cleared	% Cleared
<b>Homicide Offenses (Total)</b>	<b>0</b>	<b>0.0</b>	<b>0</b>	<b>0.0</b>
Murder	0	0.0	0	0.0
Negligent Manslaughter	0	0.0	0	0.0
Negligent Vehicular Manslaughter	0	0.0	0	0.0
<b>Kidnapping/Abduction</b>	<b>0</b>	<b>0.0</b>	<b>0</b>	<b>0.0</b>
<b>Sex Offenses (Forcible) (Total)</b>	<b>0</b>	<b>0.0</b>	<b>0</b>	<b>0.0</b>
Forcible Rape	0	0.0	0	0.0
Forcible Sodomy	0	0.0	0	0.0
Sexual Assault W/Object	0	0.0	0	0.0
Forcible Fondling	0	0.0	0	0.0
<b>Robbery</b>	<b>0</b>	<b>0.0</b>	<b>0</b>	<b>0.0</b>
<b>Assault Offenses (Total)</b>	<b>4</b>	<b>0.5</b>	<b>0</b>	<b>0.0</b>
Aggravated Assault	0	0.0	0	0.0
Simple Assault	2	0.3	0	0.0
Intimidation	2	0.3	0	0.0
Stalking	0	0.0	0	0.0
<b>Arson</b>	<b>0</b>	<b>0.0</b>	<b>0</b>	<b>0.0</b>
<b>Extortion/Blackmail</b>	<b>0</b>	<b>0.0</b>	<b>0</b>	<b>0.0</b>
<b>Burglary</b>	<b>4</b>	<b>0.5</b>	<b>1</b>	<b>25.0</b>
<b>Larceny/Theft Offenses (Total)</b>	<b>29</b>	<b>3.8</b>	<b>4</b>	<b>13.8</b>
Theft - Pocket-picking	0	0.0	0	0.0
Theft - Purse Snatching	0	0.0	0	0.0
Theft - Shoplifting	2	0.3	2	100.0
Theft From Building	5	0.7	0	0.0
Theft From Coin Machine	0	0.0	0	0.0
Theft From Motor Vehicle	8	1.1	0	0.0
Theft of Motor Vehicle Parts	7	0.9	0	0.0
Theft - All Other Larceny	7	0.9	2	28.6
<b>Motor Vehicle Theft</b>	<b>4</b>	<b>0.5</b>	<b>0</b>	<b>0.0</b>
<b>Counterfeiting/Forgery</b>	<b>0</b>	<b>0.0</b>	<b>0</b>	<b>0.0</b>
<b>Fraud Offenses (Total)</b>	<b>0</b>	<b>0.0</b>	<b>0</b>	<b>0.0</b>
Fraud - Computer Hacking/Invasion	0	0.0	0	0.0
Fraud - Credit Card/ATM	0	0.0	0	0.0
Fraud - False Pretenses	0	0.0	0	0.0
Fraud - Identity Theft	0	0.0	0	0.0
Fraud - Impersonation	0	0.0	0	0.0
Fraud - Welfare	0	0.0	0	0.0
Fraud - Wire	0	0.0	0	0.0
<b>Embezzlement</b>	<b>0</b>	<b>0.0</b>	<b>0</b>	<b>0.0</b>
<b>Stolen Property Offenses</b>	<b>0</b>	<b>0.0</b>	<b>0</b>	<b>0.0</b>
<b>Destruction/Damage/Vandalism</b>	<b>14</b>	<b>1.8</b>	<b>1</b>	<b>7.1</b>
<b>Drug/Narcotic Violations (Total)</b>	<b>3</b>	<b>0.4</b>	<b>2</b>	<b>66.7</b>
Drug/Narcotic Violations	2	0.3	1	50.0
Drug/Narcotic Equipment Violations	1	0.1	1	100.0

<b>GROUP A OFFENSES</b>	Offense	Rate per 1,000	Cleared	% Cleared
<b>Sex Offenses (Nonforcible) (Total)</b>	<b>0</b>	<b>0.0</b>	<b>0</b>	<b>0.0</b>
Incest	0	0.0	0	0.0
Statutory Rape	0	0.0	0	0.0
<b>Pornography/Obscene Material</b>	<b>0</b>	<b>0.0</b>	<b>0</b>	<b>0.0</b>
<b>Gambling Offenses (Total)</b>	<b>0</b>	<b>0.0</b>	<b>0</b>	<b>0.0</b>
Gambling - Betting/Wagering	0	0.0	0	0.0
Gambling - Operating/Promoting	0	0.0	0	0.0
Gambling - Equipment Violations	0	0.0	0	0.0
Gambling - Sports Tampering	0	0.0	0	0.0
<b>Prostitution Offenses (Total)</b>	<b>0</b>	<b>0.0</b>	<b>0</b>	<b>0.0</b>
Prostitution	0	0.0	0	0.0
Prostitution Assisting/Promoting	0	0.0	0	0.0
Purchasing Prostitution	0	0.0	0	0.0
<b>Human Trafficking Offenses (Total)</b>	<b>0</b>	<b>0.0</b>	<b>0</b>	<b>0.0</b>
Commercial Sex Acts	0	0.0	0	0.0
Involuntary Servitude	0	0.0	0	0.0
<b>Bribery</b>	<b>0</b>	<b>0.0</b>	<b>0</b>	<b>0.0</b>
<b>Weapon Law Violations</b>	<b>6</b>	<b>0.8</b>	<b>4</b>	<b>66.7</b>
<b>Animal Cruelty</b>	<b>0</b>	<b>0.0</b>	<b>0</b>	<b>0.0</b>

<b>GROUP B OFFENSES</b>	Offenses	Rate per 1,000
Bad Checks	0	0.0
Curfew/Vagrancy	0	0.0
Disorderly Conduct	0	0.0
DUI	1	0.1
Drunkenness	1	0.1
Family-Non Violent	0	0.0
Liquor Law Violations	0	0.0
Peeping Tom	0	0.0
Trespass	1	0.1
All Other Offenses	2	0.3

<b>2022 Fall Term Campus Population</b>	
Undergraduate Enrollment	291
Graduate Enrollment	2,777
Staff Personnel	3,133
Faculty Personnel	1,360
Security Personnel	57
<b>Total Campus Population</b>	<b>7,618</b>



**University of Tennessee Southern - 2022**

<b>GROUP A OFFENSES</b>	Offense	Rate per 1,000	Cleared	% Cleared
<b>Homicide Offenses (Total)</b>	<b>0</b>	<b>0.0</b>	<b>0</b>	<b>0.0</b>
Murder	0	0.0	0	0.0
Negligent Manslaughter	0	0.0	0	0.0
Negligent Vehicular Manslaughter	0	0.0	0	0.0
<b>Kidnapping/Abduction</b>	<b>0</b>	<b>0.0</b>	<b>0</b>	<b>0.0</b>
<b>Sex Offenses (Forcible) (Total)</b>	<b>0</b>	<b>0.0</b>	<b>0</b>	<b>0.0</b>
Forcible Rape	0	0.0	0	0.0
Forcible Sodomy	0	0.0	0	0.0
Sexual Assault W/Object	0	0.0	0	0.0
Forcible Fondling	0	0.0	0	0.0
<b>Robbery</b>	<b>0</b>	<b>0.0</b>	<b>0</b>	<b>0.0</b>
<b>Assault Offenses (Total)</b>	<b>1</b>	<b>1.0</b>	<b>1</b>	<b>100.0</b>
Aggravated Assault	1	1.0	1	100.0
Simple Assault	0	0.0	0	0.0
Intimidation	0	0.0	0	0.0
Stalking	0	0.0	0	0.0
<b>Arson</b>	<b>0</b>	<b>0.0</b>	<b>0</b>	<b>0.0</b>
<b>Extortion/Blackmail</b>	<b>0</b>	<b>0.0</b>	<b>0</b>	<b>0.0</b>
<b>Burglary</b>	<b>0</b>	<b>0.0</b>	<b>0</b>	<b>0.0</b>
<b>Larceny/Theft Offenses (Total)</b>	<b>1</b>	<b>1.0</b>	<b>1</b>	<b>100.0</b>
Theft - Pocket-picking	0	0.0	0	0.0
Theft - Purse Snatching	0	0.0	0	0.0
Theft - Shoplifting	0	0.0	0	0.0
Theft From Building	0	0.0	0	0.0
Theft From Coin Machine	0	0.0	0	0.0
Theft From Motor Vehicle	0	0.0	0	0.0
Theft of Motor Vehicle Parts	0	0.0	0	0.0
Theft - All Other Larceny	1	1.0	1	100.0
<b>Motor Vehicle Theft</b>	<b>0</b>	<b>0.0</b>	<b>0</b>	<b>0.0</b>
<b>Counterfeiting/Forgery</b>	<b>0</b>	<b>0.0</b>	<b>0</b>	<b>0.0</b>
<b>Fraud Offenses (Total)</b>	<b>0</b>	<b>0.0</b>	<b>0</b>	<b>0.0</b>
Fraud - Computer Hacking/Invasion	0	0.0	0	0.0
Fraud - Credit Card/ATM	0	0.0	0	0.0
Fraud - False Pretenses	0	0.0	0	0.0
Fraud - Identity Theft	0	0.0	0	0.0
Fraud - Impersonation	0	0.0	0	0.0
Fraud - Welfare	0	0.0	0	0.0
Fraud - Wire	0	0.0	0	0.0
<b>Embezzlement</b>	<b>0</b>	<b>0.0</b>	<b>0</b>	<b>0.0</b>
<b>Stolen Property Offenses</b>	<b>0</b>	<b>0.0</b>	<b>0</b>	<b>0.0</b>
<b>Destruction/Damage/Vandalism</b>	<b>0</b>	<b>0.0</b>	<b>0</b>	<b>0.0</b>
<b>Drug/Narcotic Violations (Total)</b>	<b>2</b>	<b>2.0</b>	<b>2</b>	<b>100.0</b>
Drug/Narcotic Violations	1	1.0	1	100.0
Drug/Narcotic Equipment Violations	1	1.0	1	100.0

<b>GROUP A OFFENSES</b>	Offense	Rate per 1,000	Cleared	% Cleared
<b>Sex Offenses (Nonforcible) (Total)</b>	<b>0</b>	<b>0.0</b>	<b>0</b>	<b>0.0</b>
Incest	0	0.0	0	0.0
Statutory Rape	0	0.0	0	0.0
<b>Pornography/Obscene Material</b>	<b>0</b>	<b>0.0</b>	<b>0</b>	<b>0.0</b>
<b>Gambling Offenses (Total)</b>	<b>0</b>	<b>0.0</b>	<b>0</b>	<b>0.0</b>
Gambling - Betting/Wagering	0	0.0	0	0.0
Gambling - Operating/Promoting	0	0.0	0	0.0
Gambling - Equipment Violations	0	0.0	0	0.0
Gambling - Sports Tampering	0	0.0	0	0.0
<b>Prostitution Offenses (Total)</b>	<b>0</b>	<b>0.0</b>	<b>0</b>	<b>0.0</b>
Prostitution	0	0.0	0	0.0
Prostitution Assisting/Promoting	0	0.0	0	0.0
Purchasing Prostitution	0	0.0	0	0.0
<b>Human Trafficking Offenses (Total)</b>	<b>0</b>	<b>0.0</b>	<b>0</b>	<b>0.0</b>
Commercial Sex Acts	0	0.0	0	0.0
Involuntary Servitude	0	0.0	0	0.0
<b>Bribery</b>	<b>0</b>	<b>0.0</b>	<b>0</b>	<b>0.0</b>
<b>Weapon Law Violations</b>	<b>0</b>	<b>0.0</b>	<b>0</b>	<b>0.0</b>
<b>Animal Cruelty</b>	<b>0</b>	<b>0.0</b>	<b>0</b>	<b>0.0</b>

<b>GROUP B OFFENSES</b>	Offenses	Rate per 1,000
Bad Checks	0	0.0
Curfew/Vagrancy	0	0.0
Disorderly Conduct	0	0.0
DUI	0	0.0
Drunkenness	0	0.0
Family-Non Violent	0	0.0
Liquor Law Violations	0	0.0
Peeping Tom	0	0.0
Trespass	0	0.0
All Other Offenses	0	0.0

<b>2022 Fall Term Campus Population</b>	
Undergraduate Enrollment	775
Graduate Enrollment	25
Staff Personnel	93
Faculty Personnel	76
Security Personnel	10
<b>Total Campus Population</b>	<b>979</b>



**University of Tennessee Space Institute - 2022**

<b>GROUP A OFFENSES</b>	Offense	Rate per 1,000	Cleared	% Cleared
<b>Homicide Offenses (Total)</b>	<b>0</b>	<b>0.0</b>	<b>0</b>	<b>0.0</b>
Murder	0	0.0	0	0.0
Negligent Manslaughter	0	0.0	0	0.0
Negligent Vehicular Manslaughter	0	0.0	0	0.0
<b>Kidnapping/Abduction</b>	<b>0</b>	<b>0.0</b>	<b>0</b>	<b>0.0</b>
<b>Sex Offenses (Forcible) (Total)</b>	<b>0</b>	<b>0.0</b>	<b>0</b>	<b>0.0</b>
Forcible Rape	0	0.0	0	0.0
Forcible Sodomy	0	0.0	0	0.0
Sexual Assault W/Object	0	0.0	0	0.0
Forcible Fondling	0	0.0	0	0.0
<b>Robbery</b>	<b>0</b>	<b>0.0</b>	<b>0</b>	<b>0.0</b>
<b>Assault Offenses (Total)</b>	<b>0</b>	<b>0.0</b>	<b>0</b>	<b>0.0</b>
Aggravated Assault	0	0.0	0	0.0
Simple Assault	0	0.0	0	0.0
Intimidation	0	0.0	0	0.0
Stalking	0	0.0	0	0.0
<b>Arson</b>	<b>0</b>	<b>0.0</b>	<b>0</b>	<b>0.0</b>
<b>Extortion/Blackmail</b>	<b>0</b>	<b>0.0</b>	<b>0</b>	<b>0.0</b>
<b>Burglary</b>	<b>0</b>	<b>0.0</b>	<b>0</b>	<b>0.0</b>
<b>Larceny/Theft Offenses (Total)</b>	<b>0</b>	<b>0.0</b>	<b>0</b>	<b>0.0</b>
Theft - Pocket-picking	0	0.0	0	0.0
Theft - Purse Snatching	0	0.0	0	0.0
Theft - Shoplifting	0	0.0	0	0.0
Theft From Building	0	0.0	0	0.0
Theft From Coin Machine	0	0.0	0	0.0
Theft From Motor Vehicle	0	0.0	0	0.0
Theft of Motor Vehicle Parts	0	0.0	0	0.0
Theft - All Other Larceny	0	0.0	0	0.0
<b>Motor Vehicle Theft</b>	<b>0</b>	<b>0.0</b>	<b>0</b>	<b>0.0</b>
<b>Counterfeiting/Forgery</b>	<b>0</b>	<b>0.0</b>	<b>0</b>	<b>0.0</b>
<b>Fraud Offenses (Total)</b>	<b>0</b>	<b>0.0</b>	<b>0</b>	<b>0.0</b>
Fraud - Computer Hacking/Invasion	0	0.0	0	0.0
Fraud - Credit Card/ATM	0	0.0	0	0.0
Fraud - False Pretenses	0	0.0	0	0.0
Fraud - Identity Theft	0	0.0	0	0.0
Fraud - Impersonation	0	0.0	0	0.0
Fraud - Welfare	0	0.0	0	0.0
Fraud - Wire	0	0.0	0	0.0
<b>Embezzlement</b>	<b>0</b>	<b>0.0</b>	<b>0</b>	<b>0.0</b>
<b>Stolen Property Offenses</b>	<b>0</b>	<b>0.0</b>	<b>0</b>	<b>0.0</b>
<b>Destruction/Damage/Vandalism</b>	<b>0</b>	<b>0.0</b>	<b>0</b>	<b>0.0</b>
<b>Drug/Narcotic Violations (Total)</b>	<b>0</b>	<b>0.0</b>	<b>0</b>	<b>0.0</b>
Drug/Narcotic Violations	0	0.0	0	0.0
Drug/Narcotic Equipment Violations	0	0.0	0	0.0

<b>GROUP A OFFENSES</b>	Offense	Rate per 1,000	Cleared	% Cleared
<b>Sex Offenses (Nonforcible) (Total)</b>	<b>0</b>	<b>0.0</b>	<b>0</b>	<b>0.0</b>
Incest	0	0.0	0	0.0
Statutory Rape	0	0.0	0	0.0
<b>Pornography/Obscene Material</b>	<b>0</b>	<b>0.0</b>	<b>0</b>	<b>0.0</b>
<b>Gambling Offenses (Total)</b>	<b>0</b>	<b>0.0</b>	<b>0</b>	<b>0.0</b>
Gambling - Betting/Wagering	0	0.0	0	0.0
Gambling - Operating/Promoting	0	0.0	0	0.0
Gambling - Equipment Violations	0	0.0	0	0.0
Gambling - Sports Tampering	0	0.0	0	0.0
<b>Prostitution Offenses (Total)</b>	<b>0</b>	<b>0.0</b>	<b>0</b>	<b>0.0</b>
Prostitution	0	0.0	0	0.0
Prostitution Assisting/Promoting	0	0.0	0	0.0
Purchasing Prostitution	0	0.0	0	0.0
<b>Human Trafficking Offenses (Total)</b>	<b>0</b>	<b>0.0</b>	<b>0</b>	<b>0.0</b>
Commercial Sex Acts	0	0.0	0	0.0
Involuntary Servitude	0	0.0	0	0.0
<b>Bribery</b>	<b>0</b>	<b>0.0</b>	<b>0</b>	<b>0.0</b>
<b>Weapon Law Violations</b>	<b>0</b>	<b>0.0</b>	<b>0</b>	<b>0.0</b>
<b>Animal Cruelty</b>	<b>0</b>	<b>0.0</b>	<b>0</b>	<b>0.0</b>

<b>GROUP B OFFENSES</b>	Offenses	Rate per 1,000
Bad Checks	0	0.0
Curfew/Vagrancy	0	0.0
Disorderly Conduct	0	0.0
DUI	0	0.0
Drunkenness	0	0.0
Family-Non Violent	0	0.0
Liquor Law Violations	0	0.0
Peeping Tom	0	0.0
Trespass	0	0.0
All Other Offenses	0	0.0

<b>2022 Fall Term Campus Population</b>	
Undergraduate Enrollment	0
Graduate Enrollment	38
Staff Personnel	82
Faculty Personnel	12
Security Personnel	3
<b>Total Campus Population</b>	<b>135</b>





## University of the South - 2022

GROUP A OFFENSES	Offense	Rate per 1,000	Cleared	% Cleared
<b>Homicide Offenses (Total)</b>	<b>0</b>	<b>0.0</b>	<b>0</b>	<b>0.0</b>
Murder	0	0.0	0	0.0
Negligent Manslaughter	0	0.0	0	0.0
Negligent Vehicular Manslaughter	0	0.0	0	0.0
<b>Kidnapping/Abduction</b>	<b>0</b>	<b>0.0</b>	<b>0</b>	<b>0.0</b>
<b>Sex Offenses (Forcible) (Total)</b>	<b>2</b>	<b>0.8</b>	<b>0</b>	<b>0.0</b>
Forcible Rape	2	0.8	0	0.0
Forcible Sodomy	0	0.0	0	0.0
Sexual Assault W/Object	0	0.0	0	0.0
Forcible Fondling	0	0.0	0	0.0
<b>Robbery</b>	<b>0</b>	<b>0.0</b>	<b>0</b>	<b>0.0</b>
<b>Assault Offenses (Total)</b>	<b>9</b>	<b>3.6</b>	<b>4</b>	<b>44.4</b>
Aggravated Assault	0	0.0	0	0.0
Simple Assault	4	1.6	1	25.0
Intimidation	3	1.2	2	66.7
Stalking	2	0.8	1	50.0
<b>Arson</b>	<b>0</b>	<b>0.0</b>	<b>0</b>	<b>0.0</b>
<b>Extortion/Blackmail</b>	<b>2</b>	<b>0.8</b>	<b>0</b>	<b>0.0</b>
<b>Burglary</b>	<b>6</b>	<b>2.4</b>	<b>1</b>	<b>16.7</b>
<b>Larceny/Theft Offenses (Total)</b>	<b>27</b>	<b>10.9</b>	<b>2</b>	<b>7.4</b>
Theft - Pocket-picking	0	0.0	0	0.0
Theft - Purse Snatching	0	0.0	0	0.0
Theft - Shoplifting	0	0.0	0	0.0
Theft From Building	4	1.6	0	0.0
Theft From Coin Machine	0	0.0	0	0.0
Theft From Motor Vehicle	0	0.0	0	0.0
Theft of Motor Vehicle Parts	0	0.0	0	0.0
Theft - All Other Larceny	23	9.3	2	8.7
<b>Motor Vehicle Theft</b>	<b>1</b>	<b>0.4</b>	<b>0</b>	<b>0.0</b>
<b>Counterfeiting/Forgery</b>	<b>2</b>	<b>0.8</b>	<b>0</b>	<b>0.0</b>
<b>Fraud Offenses (Total)</b>	<b>2</b>	<b>0.8</b>	<b>0</b>	<b>0.0</b>
Fraud - Computer Hacking/Invasion	0	0.0	0	0.0
Fraud - Credit Card/ATM	0	0.0	0	0.0
Fraud - False Pretenses	2	0.8	0	0.0
Fraud - Identity Theft	0	0.0	0	0.0
Fraud - Impersonation	0	0.0	0	0.0
Fraud - Welfare	0	0.0	0	0.0
Fraud - Wire	0	0.0	0	0.0
<b>Embezzlement</b>	<b>0</b>	<b>0.0</b>	<b>0</b>	<b>0.0</b>
<b>Stolen Property Offenses</b>	<b>1</b>	<b>0.4</b>	<b>0</b>	<b>0.0</b>
<b>Destruction/Damage/Vandalism</b>	<b>19</b>	<b>7.7</b>	<b>2</b>	<b>10.5</b>
<b>Drug/Narcotic Violations (Total)</b>	<b>24</b>	<b>9.7</b>	<b>6</b>	<b>25.0</b>
Drug/Narcotic Violations	11	4.4	3	27.3
Drug/Narcotic Equipment Violations	13	5.3	3	23.1

GROUP A OFFENSES	Offense	Rate per 1,000	Cleared	% Cleared
<b>Sex Offenses (Nonforcible) (Total)</b>	<b>0</b>	<b>0.0</b>	<b>0</b>	<b>0.0</b>
Incest	0	0.0	0	0.0
Statutory Rape	0	0.0	0	0.0
<b>Pornography/Obscene Material</b>	<b>0</b>	<b>0.0</b>	<b>0</b>	<b>0.0</b>
<b>Gambling Offenses (Total)</b>	<b>0</b>	<b>0.0</b>	<b>0</b>	<b>0.0</b>
Gambling - Betting/Wagering	0	0.0	0	0.0
Gambling - Operating/Promoting	0	0.0	0	0.0
Gambling - Equipment Violations	0	0.0	0	0.0
Gambling - Sports Tampering	0	0.0	0	0.0
<b>Prostitution Offenses (Total)</b>	<b>0</b>	<b>0.0</b>	<b>0</b>	<b>0.0</b>
Prostitution	0	0.0	0	0.0
Prostitution Assisting/Promoting	0	0.0	0	0.0
Purchasing Prostitution	0	0.0	0	0.0
<b>Human Trafficking Offenses (Total)</b>	<b>0</b>	<b>0.0</b>	<b>0</b>	<b>0.0</b>
Commercial Sex Acts	0	0.0	0	0.0
Involuntary Servitude	0	0.0	0	0.0
<b>Bribery</b>	<b>0</b>	<b>0.0</b>	<b>0</b>	<b>0.0</b>
<b>Weapon Law Violations</b>	<b>3</b>	<b>1.2</b>	<b>3</b>	<b>100.0</b>
<b>Animal Cruelty</b>	<b>0</b>	<b>0.0</b>	<b>0</b>	<b>0.0</b>

GROUP B OFFENSES	Offenses	Rate per 1,000
Bad Checks	0	0.0
Curfew/Vagrancy	0	0.0
Disorderly Conduct	6	2.4
DUI	2	0.8
Drunkenness	2	0.8
Family-Non Violent	0	0.0
Liquor Law Violations	10	4.0
Peeping Tom	0	0.0
Trespass	7	2.8
All Other Offenses	15	6.1

2022 Fall Term Campus Population	
Undergraduate Enrollment	1,605
Graduate Enrollment	83
Staff Personnel	572
Faculty Personnel	201
Security Personnel	14
<b>Total Campus Population</b>	<b>2,475</b>





## Vanderbilt University - 2022

GROUP A OFFENSES	Offense	Rate per 1,000	Cleared	% Cleared
<b>Homicide Offenses (Total)</b>	<b>0</b>	<b>0.0</b>	<b>0</b>	<b>0.0</b>
Murder	0	0.0	0	0.0
Negligent Manslaughter	0	0.0	0	0.0
Negligent Vehicular Manslaughter	0	0.0	0	0.0
<b>Kidnapping/Abduction</b>	<b>1</b>	<b>0.0</b>	<b>0</b>	<b>0.0</b>
<b>Sex Offenses (Forcible) (Total)</b>	<b>6</b>	<b>0.1</b>	<b>3</b>	<b>50.0</b>
Forcible Rape	1	0.0	0	0.0
Forcible Sodomy	0	0.0	0	0.0
Sexual Assault W/Object	1	0.0	0	0.0
Forcible Fondling	4	0.1	3	75.0
<b>Robbery</b>	<b>1</b>	<b>0.0</b>	<b>1</b>	<b>100.0</b>
<b>Assault Offenses (Total)</b>	<b>170</b>	<b>3.3</b>	<b>60</b>	<b>35.3</b>
Aggravated Assault	21	0.4	3	14.3
Simple Assault	82	1.6	40	48.8
Intimidation	60	1.2	15	25.0
Stalking	7	0.1	2	28.6
<b>Arson</b>	<b>0</b>	<b>0.0</b>	<b>0</b>	<b>0.0</b>
<b>Extortion/Blackmail</b>	<b>9</b>	<b>0.2</b>	<b>0</b>	<b>0.0</b>
<b>Burglary</b>	<b>6</b>	<b>0.1</b>	<b>3</b>	<b>50.0</b>
<b>Larceny/Theft Offenses (Total)</b>	<b>392</b>	<b>7.7</b>	<b>40</b>	<b>10.2</b>
Theft - Pocket-picking	0	0.0	0	0.0
Theft - Purse Snatching	0	0.0	0	0.0
Theft - Shoplifting	79	1.6	13	16.5
Theft From Building	181	3.6	20	11.0
Theft From Coin Machine	0	0.0	0	0.0
Theft From Motor Vehicle	39	0.8	4	10.3
Theft of Motor Vehicle Parts	20	0.4	0	0.0
Theft - All Other Larceny	73	1.4	3	4.1
<b>Motor Vehicle Theft</b>	<b>53</b>	<b>1.0</b>	<b>20</b>	<b>37.7</b>
<b>Counterfeiting/Forgery</b>	<b>3</b>	<b>0.1</b>	<b>1</b>	<b>33.3</b>
<b>Fraud Offenses (Total)</b>	<b>31</b>	<b>0.6</b>	<b>5</b>	<b>16.1</b>
Fraud - Computer Hacking/Invasion	1	0.0	0	0.0
Fraud - Credit Card/ATM	5	0.1	0	0.0
Fraud - False Pretenses	10	0.2	2	20.0
Fraud - Identity Theft	0	0.0	0	0.0
Fraud - Impersonation	5	0.1	2	40.0
Fraud - Welfare	0	0.0	0	0.0
Fraud - Wire	10	0.2	1	10.0
<b>Embezzlement</b>	<b>3</b>	<b>0.1</b>	<b>1</b>	<b>33.3</b>
<b>Stolen Property Offenses</b>	<b>5</b>	<b>0.1</b>	<b>3</b>	<b>60.0</b>
<b>Destruction/Damage/Vandalism</b>	<b>56</b>	<b>1.1</b>	<b>6</b>	<b>10.7</b>
<b>Drug/Narcotic Violations (Total)</b>	<b>183</b>	<b>3.6</b>	<b>23</b>	<b>12.6</b>
Drug/Narcotic Violations	130	2.6	17	13.1
Drug/Narcotic Equipment Violations	53	1.0	6	11.3

GROUP A OFFENSES	Offense	Rate per 1,000	Cleared	% Cleared
<b>Sex Offenses (Nonforcible) (Total)</b>	<b>0</b>	<b>0.0</b>	<b>0</b>	<b>0.0</b>
Incest	0	0.0	0	0.0
Statutory Rape	0	0.0	0	0.0
<b>Pornography/Obscene Material</b>	<b>0</b>	<b>0.0</b>	<b>0</b>	<b>0.0</b>
<b>Gambling Offenses (Total)</b>	<b>0</b>	<b>0.0</b>	<b>0</b>	<b>0.0</b>
Gambling - Betting/Wagering	0	0.0	0	0.0
Gambling - Operating/Promoting	0	0.0	0	0.0
Gambling - Equipment Violations	0	0.0	0	0.0
Gambling - Sports Tampering	0	0.0	0	0.0
<b>Prostitution Offenses (Total)</b>	<b>0</b>	<b>0.0</b>	<b>0</b>	<b>0.0</b>
Prostitution	0	0.0	0	0.0
Prostitution Assisting/Promoting	0	0.0	0	0.0
Purchasing Prostitution	0	0.0	0	0.0
<b>Human Trafficking Offenses (Total)</b>	<b>0</b>	<b>0.0</b>	<b>0</b>	<b>0.0</b>
Commercial Sex Acts	0	0.0	0	0.0
Involuntary Servitude	0	0.0	0	0.0
<b>Bribery</b>	<b>0</b>	<b>0.0</b>	<b>0</b>	<b>0.0</b>
<b>Weapon Law Violations</b>	<b>7</b>	<b>0.1</b>	<b>6</b>	<b>85.7</b>
<b>Animal Cruelty</b>	<b>0</b>	<b>0.0</b>	<b>0</b>	<b>0.0</b>

GROUP B OFFENSES	Offenses	Rate per 1,000
Bad Checks	0	0.0
Curfew/Vagrancy	0	0.0
Disorderly Conduct	8	0.2
DUI	4	0.1
Drunkenness	6	0.1
Family-Non Violent	3	0.1
Liquor Law Violations	105	2.1
Peeping Tom	0	0.0
Trespass	29	0.6
All Other Offenses	0	0.0

2022 Fall Term Campus Population	
Undergraduate Enrollment	10,627
Graduate Enrollment	2,267
Staff Personnel	32,619
Faculty Personnel	5,057
Security Personnel	246
<b>Total Campus Population</b>	<b>50,816</b>



## Volunteer State Community College - 2022

GROUP A OFFENSES	Offense	Rate per 1,000	Cleared	% Cleared
<b>Homicide Offenses (Total)</b>	<b>0</b>	<b>0.0</b>	<b>0</b>	<b>0.0</b>
Murder	0	0.0	0	0.0
Negligent Manslaughter	0	0.0	0	0.0
Negligent Vehicular Manslaughter	0	0.0	0	0.0
<b>Kidnapping/Abduction</b>	<b>0</b>	<b>0.0</b>	<b>0</b>	<b>0.0</b>
<b>Sex Offenses (Forcible) (Total)</b>	<b>0</b>	<b>0.0</b>	<b>0</b>	<b>0.0</b>
Forcible Rape	0	0.0	0	0.0
Forcible Sodomy	0	0.0	0	0.0
Sexual Assault W/Object	0	0.0	0	0.0
Forcible Fondling	0	0.0	0	0.0
<b>Robbery</b>	<b>0</b>	<b>0.0</b>	<b>0</b>	<b>0.0</b>
<b>Assault Offenses (Total)</b>	<b>1</b>	<b>0.2</b>	<b>0</b>	<b>0.0</b>
Aggravated Assault	0	0.0	0	0.0
Simple Assault	0	0.0	0	0.0
Intimidation	1	0.2	0	0.0
Stalking	0	0.0	0	0.0
<b>Arson</b>	<b>0</b>	<b>0.0</b>	<b>0</b>	<b>0.0</b>
<b>Extortion/Blackmail</b>	<b>0</b>	<b>0.0</b>	<b>0</b>	<b>0.0</b>
<b>Burglary</b>	<b>0</b>	<b>0.0</b>	<b>0</b>	<b>0.0</b>
<b>Larceny/Theft Offenses (Total)</b>	<b>1</b>	<b>0.2</b>	<b>0</b>	<b>0.0</b>
Theft - Pocket-picking	0	0.0	0	0.0
Theft - Purse Snatching	0	0.0	0	0.0
Theft - Shoplifting	0	0.0	0	0.0
Theft From Building	1	0.2	0	0.0
Theft From Coin Machine	0	0.0	0	0.0
Theft From Motor Vehicle	0	0.0	0	0.0
Theft of Motor Vehicle Parts	0	0.0	0	0.0
Theft - All Other Larceny	0	0.0	0	0.0
<b>Motor Vehicle Theft</b>	<b>0</b>	<b>0.0</b>	<b>0</b>	<b>0.0</b>
<b>Counterfeiting/Forgery</b>	<b>0</b>	<b>0.0</b>	<b>0</b>	<b>0.0</b>
<b>Fraud Offenses (Total)</b>	<b>0</b>	<b>0.0</b>	<b>0</b>	<b>0.0</b>
Fraud - Computer Hacking/Invasion	0	0.0	0	0.0
Fraud - Credit Card/ATM	0	0.0	0	0.0
Fraud - False Pretenses	0	0.0	0	0.0
Fraud - Identity Theft	0	0.0	0	0.0
Fraud - Impersonation	0	0.0	0	0.0
Fraud - Welfare	0	0.0	0	0.0
Fraud - Wire	0	0.0	0	0.0
<b>Embezzlement</b>	<b>0</b>	<b>0.0</b>	<b>0</b>	<b>0.0</b>
<b>Stolen Property Offenses</b>	<b>0</b>	<b>0.0</b>	<b>0</b>	<b>0.0</b>
<b>Destruction/Damage/Vandalism</b>	<b>2</b>	<b>0.4</b>	<b>0</b>	<b>0.0</b>
<b>Drug/Narcotic Violations (Total)</b>	<b>0</b>	<b>0.0</b>	<b>0</b>	<b>0.0</b>
Drug/Narcotic Violations	0	0.0	0	0.0
Drug/Narcotic Equipment Violations	0	0.0	0	0.0

GROUP A OFFENSES	Offense	Rate per 1,000	Cleared	% Cleared
<b>Sex Offenses (Nonforcible) (Total)</b>	<b>0</b>	<b>0.0</b>	<b>0</b>	<b>0.0</b>
Incest	0	0.0	0	0.0
Statutory Rape	0	0.0	0	0.0
<b>Pornography/Obscene Material</b>	<b>0</b>	<b>0.0</b>	<b>0</b>	<b>0.0</b>
<b>Gambling Offenses (Total)</b>	<b>0</b>	<b>0.0</b>	<b>0</b>	<b>0.0</b>
Gambling - Betting/Wagering	0	0.0	0	0.0
Gambling - Operating/Promoting	0	0.0	0	0.0
Gambling - Equipment Violations	0	0.0	0	0.0
Gambling - Sports Tampering	0	0.0	0	0.0
<b>Prostitution Offenses (Total)</b>	<b>0</b>	<b>0.0</b>	<b>0</b>	<b>0.0</b>
Prostitution	0	0.0	0	0.0
Prostitution Assisting/Promoting	0	0.0	0	0.0
Purchasing Prostitution	0	0.0	0	0.0
<b>Human Trafficking Offenses (Total)</b>	<b>0</b>	<b>0.0</b>	<b>0</b>	<b>0.0</b>
Commercial Sex Acts	0	0.0	0	0.0
Involuntary Servitude	0	0.0	0	0.0
<b>Bribery</b>	<b>0</b>	<b>0.0</b>	<b>0</b>	<b>0.0</b>
<b>Weapon Law Violations</b>	<b>0</b>	<b>0.0</b>	<b>0</b>	<b>0.0</b>
<b>Animal Cruelty</b>	<b>0</b>	<b>0.0</b>	<b>0</b>	<b>0.0</b>

GROUP B OFFENSES	Offenses	Rate per 1,000
Bad Checks	0	0.0
Curfew/Vagrancy	0	0.0
Disorderly Conduct	0	0.0
DUI	0	0.0
Drunkenness	0	0.0
Family-Non Violent	0	0.0
Liquor Law Violations	0	0.0
Peeping Tom	0	0.0
Trespass	0	0.0
All Other Offenses	0	0.0

2022 Fall Term Campus Population	
Undergraduate Enrollment	4,522
Graduate Enrollment	0
Staff Personnel	342
Faculty Personnel	415
Security Personnel	24
<b>Total Campus Population</b>	<b>5,303</b>



Walters State Community College - 2022

GROUP A OFFENSES	Offense	Rate per 1,000	Cleared	% Cleared
<b>Homicide Offenses (Total)</b>	<b>0</b>	<b>0.0</b>	<b>0</b>	<b>0.0</b>
Murder	0	0.0	0	0.0
Negligent Manslaughter	0	0.0	0	0.0
Negligent Vehicular Manslaughter	0	0.0	0	0.0
<b>Kidnapping/Abduction</b>	<b>0</b>	<b>0.0</b>	<b>0</b>	<b>0.0</b>
<b>Sex Offenses (Forcible) (Total)</b>	<b>0</b>	<b>0.0</b>	<b>0</b>	<b>0.0</b>
Forcible Rape	0	0.0	0	0.0
Forcible Sodomy	0	0.0	0	0.0
Sexual Assault W/Object	0	0.0	0	0.0
Forcible Fondling	0	0.0	0	0.0
<b>Robbery</b>	<b>0</b>	<b>0.0</b>	<b>0</b>	<b>0.0</b>
<b>Assault Offenses (Total)</b>	<b>0</b>	<b>0.0</b>	<b>0</b>	<b>0.0</b>
Aggravated Assault	0	0.0	0	0.0
Simple Assault	0	0.0	0	0.0
Intimidation	0	0.0	0	0.0
Stalking	0	0.0	0	0.0
<b>Arson</b>	<b>0</b>	<b>0.0</b>	<b>0</b>	<b>0.0</b>
<b>Extortion/Blackmail</b>	<b>0</b>	<b>0.0</b>	<b>0</b>	<b>0.0</b>
<b>Burglary</b>	<b>0</b>	<b>0.0</b>	<b>0</b>	<b>0.0</b>
<b>Larceny/Theft Offenses (Total)</b>	<b>0</b>	<b>0.0</b>	<b>0</b>	<b>0.0</b>
Theft - Pocket-picking	0	0.0	0	0.0
Theft - Purse Snatching	0	0.0	0	0.0
Theft - Shoplifting	0	0.0	0	0.0
Theft From Building	0	0.0	0	0.0
Theft From Coin Machine	0	0.0	0	0.0
Theft From Motor Vehicle	0	0.0	0	0.0
Theft of Motor Vehicle Parts	0	0.0	0	0.0
Theft - All Other Larceny	0	0.0	0	0.0
<b>Motor Vehicle Theft</b>	<b>0</b>	<b>0.0</b>	<b>0</b>	<b>0.0</b>
<b>Counterfeiting/Forgery</b>	<b>0</b>	<b>0.0</b>	<b>0</b>	<b>0.0</b>
<b>Fraud Offenses (Total)</b>	<b>3</b>	<b>0.6</b>	<b>0</b>	<b>0.0</b>
Fraud - Computer Hacking/Invasion	0	0.0	0	0.0
Fraud - Credit Card/ATM	0	0.0	0	0.0
Fraud - False Pretenses	3	0.6	0	0.0
Fraud - Identity Theft	0	0.0	0	0.0
Fraud - Impersonation	0	0.0	0	0.0
Fraud - Welfare	0	0.0	0	0.0
Fraud - Wire	0	0.0	0	0.0
<b>Embezzlement</b>	<b>0</b>	<b>0.0</b>	<b>0</b>	<b>0.0</b>
<b>Stolen Property Offenses</b>	<b>0</b>	<b>0.0</b>	<b>0</b>	<b>0.0</b>
<b>Destruction/Damage/Vandalism</b>	<b>0</b>	<b>0.0</b>	<b>0</b>	<b>0.0</b>
<b>Drug/Narcotic Violations (Total)</b>	<b>0</b>	<b>0.0</b>	<b>0</b>	<b>0.0</b>
Drug/Narcotic Violations	0	0.0	0	0.0
Drug/Narcotic Equipment Violations	0	0.0	0	0.0

GROUP A OFFENSES	Offense	Rate per 1,000	Cleared	% Cleared
<b>Sex Offenses (Nonforcible) (Total)</b>	<b>0</b>	<b>0.0</b>	<b>0</b>	<b>0.0</b>
Incest	0	0.0	0	0.0
Statutory Rape	0	0.0	0	0.0
<b>Pornography/Obscene Material</b>	<b>0</b>	<b>0.0</b>	<b>0</b>	<b>0.0</b>
<b>Gambling Offenses (Total)</b>	<b>0</b>	<b>0.0</b>	<b>0</b>	<b>0.0</b>
Gambling - Betting/Wagering	0	0.0	0	0.0
Gambling - Operating/Promoting	0	0.0	0	0.0
Gambling - Equipment Violations	0	0.0	0	0.0
Gambling - Sports Tampering	0	0.0	0	0.0
<b>Prostitution Offenses (Total)</b>	<b>0</b>	<b>0.0</b>	<b>0</b>	<b>0.0</b>
Prostitution	0	0.0	0	0.0
Prostitution Assisting/Promoting	0	0.0	0	0.0
Purchasing Prostitution	0	0.0	0	0.0
<b>Human Trafficking Offenses (Total)</b>	<b>0</b>	<b>0.0</b>	<b>0</b>	<b>0.0</b>
Commercial Sex Acts	0	0.0	0	0.0
Involuntary Servitude	0	0.0	0	0.0
<b>Bribery</b>	<b>0</b>	<b>0.0</b>	<b>0</b>	<b>0.0</b>
<b>Weapon Law Violations</b>	<b>0</b>	<b>0.0</b>	<b>0</b>	<b>0.0</b>
<b>Animal Cruelty</b>	<b>0</b>	<b>0.0</b>	<b>0</b>	<b>0.0</b>

GROUP B OFFENSES	Offenses	Rate per 1,000
Bad Checks	0	0.0
Curfew/Vagrancy	0	0.0
Disorderly Conduct	0	0.0
DUI	0	0.0
Drunkenness	0	0.0
Family-Non Violent	0	0.0
Liquor Law Violations	0	0.0
Peeping Tom	0	0.0
Trespass	1	0.2
All Other Offenses	0	0.0

2022 Fall Term Campus Population	
Undergraduate Enrollment	4,517
Graduate Enrollment	0
Staff Personnel	496
Faculty Personnel	238
Security Personnel	10
Total Campus Population	5,261



## Welch College - 2022

GROUP A OFFENSES	Offense	Rate per 1,000	Cleared	% Cleared
<b>Homicide Offenses (Total)</b>	<b>0</b>	<b>0.0</b>	<b>0</b>	<b>0.0</b>
Murder	0	0.0	0	0.0
Negligent Manslaughter	0	0.0	0	0.0
Negligent Vehicular Manslaughter	0	0.0	0	0.0
<b>Kidnapping/Abduction</b>	<b>0</b>	<b>0.0</b>	<b>0</b>	<b>0.0</b>
<b>Sex Offenses (Forcible) (Total)</b>	<b>0</b>	<b>0.0</b>	<b>0</b>	<b>0.0</b>
Forcible Rape	0	0.0	0	0.0
Forcible Sodomy	0	0.0	0	0.0
Sexual Assault W/Object	0	0.0	0	0.0
Forcible Fondling	0	0.0	0	0.0
<b>Robbery</b>	<b>0</b>	<b>0.0</b>	<b>0</b>	<b>0.0</b>
<b>Assault Offenses (Total)</b>	<b>0</b>	<b>0.0</b>	<b>0</b>	<b>0.0</b>
Aggravated Assault	0	0.0	0	0.0
Simple Assault	0	0.0	0	0.0
Intimidation	0	0.0	0	0.0
Stalking	0	0.0	0	0.0
<b>Arson</b>	<b>0</b>	<b>0.0</b>	<b>0</b>	<b>0.0</b>
<b>Extortion/Blackmail</b>	<b>0</b>	<b>0.0</b>	<b>0</b>	<b>0.0</b>
<b>Burglary</b>	<b>0</b>	<b>0.0</b>	<b>0</b>	<b>0.0</b>
<b>Larceny/Theft Offenses (Total)</b>	<b>0</b>	<b>0.0</b>	<b>0</b>	<b>0.0</b>
Theft - Pocket-picking	0	0.0	0	0.0
Theft - Purse Snatching	0	0.0	0	0.0
Theft - Shoplifting	0	0.0	0	0.0
Theft From Building	0	0.0	0	0.0
Theft From Coin Machine	0	0.0	0	0.0
Theft From Motor Vehicle	0	0.0	0	0.0
Theft of Motor Vehicle Parts	0	0.0	0	0.0
Theft - All Other Larceny	0	0.0	0	0.0
<b>Motor Vehicle Theft</b>	<b>0</b>	<b>0.0</b>	<b>0</b>	<b>0.0</b>
<b>Counterfeiting/Forgery</b>	<b>0</b>	<b>0.0</b>	<b>0</b>	<b>0.0</b>
<b>Fraud Offenses (Total)</b>	<b>0</b>	<b>0.0</b>	<b>0</b>	<b>0.0</b>
Fraud - Computer Hacking/Invasion	0	0.0	0	0.0
Fraud - Credit Card/ATM	0	0.0	0	0.0
Fraud - False Pretenses	0	0.0	0	0.0
Fraud - Identity Theft	0	0.0	0	0.0
Fraud - Impersonation	0	0.0	0	0.0
Fraud - Welfare	0	0.0	0	0.0
Fraud - Wire	0	0.0	0	0.0
<b>Embezzlement</b>	<b>0</b>	<b>0.0</b>	<b>0</b>	<b>0.0</b>
<b>Stolen Property Offenses</b>	<b>0</b>	<b>0.0</b>	<b>0</b>	<b>0.0</b>
<b>Destruction/Damage/Vandalism</b>	<b>0</b>	<b>0.0</b>	<b>0</b>	<b>0.0</b>
<b>Drug/Narcotic Violations (Total)</b>	<b>0</b>	<b>0.0</b>	<b>0</b>	<b>0.0</b>
Drug/Narcotic Violations	0	0.0	0	0.0
Drug/Narcotic Equipment Violations	0	0.0	0	0.0

GROUP A OFFENSES	Offense	Rate per 1,000	Cleared	% Cleared
<b>Sex Offenses (Nonforcible) (Total)</b>	<b>0</b>	<b>0.0</b>	<b>0</b>	<b>0.0</b>
Incest	0	0.0	0	0.0
Statutory Rape	0	0.0	0	0.0
<b>Pornography/Obscene Material</b>	<b>0</b>	<b>0.0</b>	<b>0</b>	<b>0.0</b>
<b>Gambling Offenses (Total)</b>	<b>0</b>	<b>0.0</b>	<b>0</b>	<b>0.0</b>
Gambling - Betting/Wagering	0	0.0	0	0.0
Gambling - Operating/Promoting	0	0.0	0	0.0
Gambling - Equipment Violations	0	0.0	0	0.0
Gambling - Sports Tampering	0	0.0	0	0.0
<b>Prostitution Offenses (Total)</b>	<b>0</b>	<b>0.0</b>	<b>0</b>	<b>0.0</b>
Prostitution	0	0.0	0	0.0
Prostitution Assisting/Promoting	0	0.0	0	0.0
Purchasing Prostitution	0	0.0	0	0.0
<b>Human Trafficking Offenses (Total)</b>	<b>0</b>	<b>0.0</b>	<b>0</b>	<b>0.0</b>
Commercial Sex Acts	0	0.0	0	0.0
Involuntary Servitude	0	0.0	0	0.0
<b>Bribery</b>	<b>0</b>	<b>0.0</b>	<b>0</b>	<b>0.0</b>
<b>Weapon Law Violations</b>	<b>0</b>	<b>0.0</b>	<b>0</b>	<b>0.0</b>
<b>Animal Cruelty</b>	<b>0</b>	<b>0.0</b>	<b>0</b>	<b>0.0</b>

GROUP B OFFENSES	Offenses	Rate per 1,000
Bad Checks	0	0.0
Curfew/Vagrancy	0	0.0
Disorderly Conduct	0	0.0
DUI	0	0.0
Drunkenness	0	0.0
Family-Non Violent	0	0.0
Liquor Law Violations	0	0.0
Peeping Tom	0	0.0
Trespass	0	0.0
All Other Offenses	0	0.0

2022 Fall Term Campus Population	
Undergraduate Enrollment	279
Graduate Enrollment	48
Staff Personnel	30
Faculty Personnel	38
Security Personnel	0
<b>Total Campus Population</b>	<b>395</b>





# Crime on Campus **2022**

**Off-Campus Institutions**

**Walters State Community College - 2022**

GROUP A OFFENSES	Total # of Incidents	Total # of Clearances
<b>Arson</b>	<b>0</b>	<b>0</b>
<b>Assault</b>	<b>1</b>	<b>1</b>
Aggravated Assault	0	0
Simple Assault	1	1
Intimidation	0	0
Stalking	0	0
<b>Bribery</b>	<b>0</b>	<b>0</b>
<b>Burglary</b>	<b>0</b>	<b>0</b>
<b>Counterfeiting/Forgery</b>	<b>0</b>	<b>0</b>
<b>Destruction/Damage/Vandalism</b>	<b>0</b>	<b>0</b>
<b>Drug/Narcotic Offenses</b>	<b>0</b>	<b>0</b>
Drug/Narcotic Violations	0	0
Drug/Narcotic Equipment Violations	0	0
<b>Embezzlement</b>	<b>0</b>	<b>0</b>
<b>Extortion/Blackmail</b>	<b>0</b>	<b>0</b>
<b>Fraud Offenses</b>	<b>0</b>	<b>0</b>
Fraud - Computer Hacking/Invasion	0	0
Fraud - Credit Card/ATM	0	0
Fraud - False Pretenses	0	0
Fraud - Identity Theft	0	0
Fraud - Impersonation	0	0
Fraud - Welfare	0	0
Fraud - Wire	0	0
<b>Gambling Offenses</b>	<b>0</b>	<b>0</b>
Gambling - Betting/Wagering	0	0
Gambling - Operating/Promoting	0	0
Gambling - Equipment Violations	0	0
Gambling - Sports Tampering	0	0
<b>Homicide Offenses</b>	<b>0</b>	<b>0</b>
Murder	0	0
Negligent Manslaughter	0	0
Negligent Vehicular Manslaughter	0	0
<b>Motor Vehicle Theft</b>	<b>0</b>	<b>0</b>
<b>Pornography/Obscene Material</b>	<b>0</b>	<b>0</b>
<b>Robbery</b>	<b>0</b>	<b>0</b>
<b>Stolen Property Offenses</b>	<b>0</b>	<b>0</b>
<b>Weapon Law Violations</b>	<b>0</b>	<b>0</b>
<b>Kidnapping/Abduction</b>	<b>0</b>	<b>0</b>

GROUP A OFFENSES	Total # of Incidents	Total # of Clearances
<b>Larceny/Theft Offenses</b>	<b>0</b>	<b>0</b>
Theft - Pocket-picking	0	0
Theft - Purse Snatching	0	0
Theft - Shoplifting	0	0
Theft From Building	0	0
Theft From Coin Machine	0	0
Theft From Motor Vehicle	0	0
Theft of Motor Vehicle Parts	0	0
Theft - All Other Larceny	0	0
<b>Prostitution Offenses</b>	<b>0</b>	<b>0</b>
Prostitution	0	0
Prostitution Assisting/Promoting	0	0
Purchasing Prostitution	0	0
<b>Sex Offenses, Forcible</b>	<b>0</b>	<b>0</b>
Forcible Rape	0	0
Forcible Sodomy	0	0
Sexual Assault W/Object	0	0
Forcible Fondling	0	0
<b>Sex Offenses, Non Forcible</b>	<b>0</b>	<b>0</b>
Incest	0	0
Statutory Rape	0	0
<b>Human Trafficking Offenses</b>	<b>0</b>	<b>0</b>
Commercial Sex Acts	0	0
Involuntary Servitude	0	0

Reporting Agency: Morristown Police Department







# Crime on Campus **2022**

**Independent-Reporting Colleges**

## **Institutions Eligible to Report Crime Statistic via Short Form**

American Baptist College\*

Brillare Beauty Institute\*

Chattanooga College Medical, Dental, and Technical Careers\*

Concorde College\*

Fortis Institute- Nashville\*

Lincoln College of Technology\*

Memphis Theological Seminary

Middle Tennessee School of Anesthesia

Miller-Motte Technical College- Clarksville\*

Miller-Motte Technical College- Chattanooga\*

North Central Institute\*

Nossi College of Art

Richmont Graduate University\*

South College- Lonas

South College- Nashville

South College- Parkside

Strayer University- Knoxville

Strayer University- Nashville

Strayer University- Shelby

Strayer University- Thousand Oaks

Visible Music College\*

**\*Agency Failed to Submit Short Form**



College Name: MEMPHIS Theological Seminary

Offense	Year	On Campus Property	*Residential Facilities	Non Campus Property	Public Property	Optional Total
Murder / Non-Negligent Manslaughter	2022	0	0	0	0	0
Negligent Manslaughter	2022	0	0	0	0	0
Sex Offenses, Forcible	2022	0	0	0	0	0
Sex Offenses, Non-Forcible	2022	0	0	0	0	0
Robbery	2022	0	0	0	0	0
Aggravated Assault	2022	0	0	0	0	0
Burglary	2022	0	0	0	0	0
Motor Vehicle Theft	2022	0	0	0	1	1
Arson	2022	0	0	0	0	0
Liquor Law Arrests	2022	0	0	0	0	0
Liquor Law Violations Referred For Disciplinary Action	2022	0	0	0	0	0
Drug Law Arrests	2022	0	0	0	0	0
Drug Law Violations Referred For Disciplinary Action	2022	0	0	0	0	0
Illegal Weapons Possession Arrests	2022	0	0	0	0	0
Illegal Weapons Possession Violations Referred For Disciplinary Action	2022	0	0	0	0	0

\* Crime In The Residential Facilities Column Are Included In The On-Campus Category.

College Name: Middle Tennessee School of Anesthesia (MTSA)

<b>Offense</b>	<b>Year</b>	<b>On Campus Property</b>	<b>*Residential Facilities</b>	<b>Non Campus Property</b>	<b>Public Property</b>	<b>Optional Total</b>
<b>Murder / Non-Negligent Manslaughter</b>	2022	0	0	0	0	0
<b>Negligent Manslaughter</b>	2022	0	0	0	0	0
<b>Sex Offenses, Forcible</b>	2022	0	0	0	0	0
<b>Sex Offenses, Non-Forcible</b>	2022	0	0	0	0	0
<b>Robbery</b>	2022	0	0	0	0	0
<b>Aggravated Assault</b>	2022	0	0	0	0	0
<b>Burglary</b>	2022	0	0	0	0	0
<b>Motor Vehicle Theft</b>	2022	0	0	0	0	0
<b>Arson</b>	2022	0	0	0	0	0
<b>Liquor Law Arrests</b>	2022	0	0	0	0	0
<b>Liquor Law Violations Referred For Disciplinary Action</b>	2022	0	0	0	0	0
<b>Drug Law Arrests</b>	2022	0	0	0	0	0
<b>Drug Law Violations Referred For Disciplinary Action</b>	2022	0	0	0	0	0
<b>Illegal Weapons Possession Arrests</b>	2022	0	0	0	0	0
<b>Illegal Weapons Possession Violations Referred For Disciplinary Action</b>	2022	0	0	0	0	0
<b>* Crime In The Residential Facilities Column Are Included In The On-Campus Category.</b>						

College Name: Nossi College of Art & Design

<b>Offense</b>	<b>Year</b>	<b>On Campus Property</b>	<b>*Residential Facilities</b>	<b>Non Campus Property</b>	<b>Public Property</b>	<b>Optional Total</b>
<b>Murder / Non-Negligent Manslaughter</b>	2022	0	0	0	0	0
<b>Negligent Manslaughter</b>	2022	0	0	0	0	0
<b>Sex Offenses, Forcible</b>	2022	0	0	0	0	0
<b>Sex Offenses, Non-Forcible</b>	2022	0	0	0	0	0
<b>Robbery</b>	2022	0	0	0	0	0
<b>Aggravated Assault</b>	2022	0	0	0	0	0
<b>Burglary</b>	2022	0	0	0	0	0
<b>Motor Vehicle Theft</b>	2022	0	0	0	0	0
<b>Arson</b>	2022	0	0	0	0	0
<b>Liquor Law Arrests</b>	2022	0	0	0	0	0
<b>Liquor Law Violations Referred For Disciplinary Action</b>	2022	0	0	0	0	0
<b>Drug Law Arrests</b>	2022	0	0	0	0	0
<b>Drug Law Violations Referred For Disciplinary Action</b>	2022	0	0	0	0	0
<b>Illegal Weapons Possession Arrests</b>	2022	0	0	0	0	0
<b>Illegal Weapons Possession Violations Referred For Disciplinary Action</b>	2022	0	0	0	0	0
<b>* Crime In The Residential Facilities Column Are Included In The On-Campus Category.</b>						

College Name: South College Lonas Campus – Knoxville TN

<b>Offense</b>	<b>Year</b>	<b>On Campus Property</b>	<b>*Residential Facilities</b>	<b>Non Campus Property</b>	<b>Public Property</b>	<b>Optional Total</b>
<b>Murder / Non-Negligent Manslaughter</b>	2022	0	0	0	0	0
<b>Negligent Manslaughter</b>	2022	0	0	0	0	0
<b>Sex Offenses, Forcible</b>	2022	0	0	0	0	0
<b>Sex Offenses, Non-Forcible</b>	2022	0	0	0	0	0
<b>Robbery</b>	2022	0	0	0	0	0
<b>Aggravated Assault</b>	2022	0	0	0	0	0
<b>Burglary</b>	2022	0	0	0	0	0
<b>Motor Vehicle Theft</b>	2022	0	0	0	0	0
<b>Arson</b>	2022	0	0	0	0	0
<b>Liquor Law Arrests</b>	2022	0	0	0	0	0
<b>Liquor Law Violations Referred For Disciplinary Action</b>	2022	0	0	0	0	0
<b>Drug Law Arrests</b>	2022	0	0	0	0	0
<b>Drug Law Violations Referred For Disciplinary Action</b>	2022	0	0	0	0	0
<b>Illegal Weapons Possession Arrests</b>	2022	0	0	0	0	0
<b>Illegal Weapons Possession Violations Referred For Disciplinary Action</b>	2022	0	0	0	0	0
<b>* Crime In The Residential Facilities Column Are Included In The On-Campus Category.</b>						

College Name: South College - Nashville TN

<b>Offense</b>	<b>Year</b>	<b>On Campus Property</b>	<b>*Residential Facilities</b>	<b>Non Campus Property</b>	<b>Public Property</b>	<b>Optional Total</b>
<b>Murder / Non-Negligent Manslaughter</b>	2022	0	0	0	0	0
<b>Negligent Manslaughter</b>	2022	0	0	0	0	0
<b>Sex Offenses, Forcible</b>	2022	0	0	0	0	0
<b>Sex Offenses, Non-Forcible</b>	2022	0	0	0	0	0
<b>Robbery</b>	2022	0	0	0	0	0
<b>Aggravated Assault</b>	2022	0	0	0	0	0
<b>Burglary</b>	2022	0	0	0	0	0
<b>Motor Vehicle Theft</b>	2022	0	0	0	0	0
<b>Arson</b>	2022	0	0	0	0	0
<b>Liquor Law Arrests</b>	2022	0	0	0	0	0
<b>Liquor Law Violations Referred For Disciplinary Action</b>	2022	0	0	0	0	0
<b>Drug Law Arrests</b>	2022	0	0	0	0	0
<b>Drug Law Violations Referred For Disciplinary Action</b>	2022	0	0	0	0	0
<b>Illegal Weapons Possession Arrests</b>	2022	0	0	0	0	0
<b>Illegal Weapons Possession Violations Referred For Disciplinary Action</b>	2022	0	0	0	0	0
<b>* Crime In The Residential Facilities Column Are Included In The On-Campus Category.</b>						

College Name: South College - Nashville TN

<b>Offense</b>	<b>Year</b>	<b>On Campus Property</b>	<b>*Residential Facilities</b>	<b>Non Campus Property</b>	<b>Public Property</b>	<b>Optional Total</b>
<b>Murder / Non-Negligent Manslaughter</b>	2022	0	0	0	0	0
<b>Negligent Manslaughter</b>	2022	0	0	0	0	0
<b>Sex Offenses, Forcible</b>	2022	0	0	0	0	0
<b>Sex Offenses, Non-Forcible</b>	2022	0	0	0	0	0
<b>Robbery</b>	2022	0	0	0	0	0
<b>Aggravated Assault</b>	2022	0	0	0	0	0
<b>Burglary</b>	2022	0	0	0	0	0
<b>Motor Vehicle Theft</b>	2022	0	0	0	0	0
<b>Arson</b>	2022	0	0	0	0	0
<b>Liquor Law Arrests</b>	2022	0	0	0	0	0
<b>Liquor Law Violations Referred For Disciplinary Action</b>	2022	0	0	0	0	0
<b>Drug Law Arrests</b>	2022	0	0	0	0	0
<b>Drug Law Violations Referred For Disciplinary Action</b>	2022	0	0	0	0	0
<b>Illegal Weapons Possession Arrests</b>	2022	0	0	0	0	0
<b>Illegal Weapons Possession Violations Referred For Disciplinary Action</b>	2022	0	0	0	0	0
<b>* Crime In The Residential Facilities Column Are Included In The On-Campus Category.</b>						

College Name: Strayer University – Knoxville

<b>Offense</b>	<b>Year</b>	<b>On Campus Property</b>	<b>*Residential Facilities</b>	<b>Non Campus Property</b>	<b>Public Property</b>	<b>Optional Total</b>
<b>Murder / Non-Negligent Manslaughter</b>	2022	0	N/A	N/A	0	0
<b>Negligent Manslaughter</b>	2022	0	N/A	N/A	0	0
<b>Sex Offenses, Forcible</b>	2022	0	N/A	N/A	0	0
<b>Sex Offenses, Non-Forcible</b>	2022	0	N/A	N/A	0	0
<b>Robbery</b>	2022	0	N/A	N/A	0	0
<b>Aggravated Assault</b>	2022	0	N/A	N/A	0	0
<b>Burglary</b>	2022	0	N/A	N/A	0	0
<b>Motor Vehicle Theft</b>	2022	0	N/A	N/A	0	0
<b>Arson</b>	2022	0	N/A	N/A	0	0
<b>Liquor Law Arrests</b>	2022	0	N/A	N/A	0	0
<b>Liquor Law Violations Referred For Disciplinary Action</b>	2022	0	N/A	N/A	0	0
<b>Drug Law Arrests</b>	2022	0	N/A	N/A	0	0
<b>Drug Law Violations Referred For Disciplinary Action</b>	2022	0	N/A	N/A	0	0
<b>Illegal Weapons Possession Arrests</b>	2022	0	N/A	N/A	0	0
<b>Illegal Weapons Possession Violations Referred For Disciplinary Action</b>	2022	0	N/A	N/A	0	0
<b>* Crime In The Residential Facilities Column Are Included In The On-Campus Category.</b>						

College Name: Strayer University – Nashville

<b>Offense</b>	<b>Year</b>	<b>On Campus Property</b>	<b>*Residential Facilities</b>	<b>Non Campus Property</b>	<b>Public Property</b>	<b>Optional Total</b>
<b>Murder / Non-Negligent Manslaughter</b>	2022	0	N/A	N/A	0	0
<b>Negligent Manslaughter</b>	2022	0	N/A	N/A	0	0
<b>Sex Offenses, Forcible</b>	2022	0	N/A	N/A	0	0
<b>Sex Offenses, Non-Forcible</b>	2022	0	N/A	N/A	0	0
<b>Robbery</b>	2022	0	N/A	N/A	0	0
<b>Aggravated Assault</b>	2022	0	N/A	N/A	0	0
<b>Burglary</b>	2022	0	N/A	N/A	0	0
<b>Motor Vehicle Theft</b>	2022	0	N/A	N/A	0	0
<b>Arson</b>	2022	0	N/A	N/A	0	0
<b>Liquor Law Arrests</b>	2022	0	N/A	N/A	0	0
<b>Liquor Law Violations Referred For Disciplinary Action</b>	2022	0	N/A	N/A	0	0
<b>Drug Law Arrests</b>	2022	0	N/A	N/A	0	0
<b>Drug Law Violations Referred For Disciplinary Action</b>	2022	0	N/A	N/A	0	0
<b>Illegal Weapons Possession Arrests</b>	2022	0	N/A	N/A	0	0
<b>Illegal Weapons Possession Violations Referred For Disciplinary Action</b>	2022	0	N/A	N/A	0	0
<b>* Crime In The Residential Facilities Column Are Included In The On-Campus Category.</b>						



College Name: Strayer University – Shebly

<b>Offense</b>	<b>Year</b>	<b>On Campus Property</b>	<b>*Residential Facilities</b>	<b>Non Campus Property</b>	<b>Public Property</b>	<b>Optional Total</b>
<b>Murder / Non-Negligent Manslaughter</b>	2022	0	N/A	N/A	0	0
<b>Negligent Manslaughter</b>	2022	0	N/A	N/A	0	0
<b>Sex Offenses, Forcible</b>	2022	0	N/A	N/A	0	0
<b>Sex Offenses, Non-Forcible</b>	2022	0	N/A	N/A	0	0
<b>Robbery</b>	2022	0	N/A	N/A	0	0
<b>Aggravated Assault</b>	2022	0	N/A	N/A	0	0
<b>Burglary</b>	2022	0	N/A	N/A	0	0
<b>Motor Vehicle Theft</b>	2022	0	N/A	N/A	0	0
<b>Arson</b>	2022	0	N/A	N/A	0	0
<b>Liquor Law Arrests</b>	2022	0	N/A	N/A	0	0
<b>Liquor Law Violations Referred For Disciplinary Action</b>	2022	0	N/A	N/A	0	0
<b>Drug Law Arrests</b>	2022	0	N/A	N/A	0	0
<b>Drug Law Violations Referred For Disciplinary Action</b>	2022	0	N/A	N/A	0	0
<b>Illegal Weapons Possession Arrests</b>	2022	0	N/A	N/A	0	0
<b>Illegal Weapons Possession Violations Referred For Disciplinary Action</b>	2022	0	N/A	N/A	0	0
<b>* Crime In The Residential Facilities Column Are Included In The On-Campus Category.</b>						

College Name: Strayer University – Thousand Oaks

<b>Offense</b>	<b>Year</b>	<b>On Campus Property</b>	<b>*Residential Facilities</b>	<b>Non Campus Property</b>	<b>Public Property</b>	<b>Optional Total</b>
<b>Murder / Non-Negligent Manslaughter</b>	2022	0	N/A	N/A	0	0
<b>Negligent Manslaughter</b>	2022	0	N/A	N/A	0	0
<b>Sex Offenses, Forcible</b>	2022	0	N/A	N/A	0	0
<b>Sex Offenses, Non-Forcible</b>	2022	0	N/A	N/A	0	0
<b>Robbery</b>	2022	0	N/A	N/A	0	0
<b>Aggravated Assault</b>	2022	0	N/A	N/A	0	0
<b>Burglary</b>	2022	0	N/A	N/A	0	0
<b>Motor Vehicle Theft</b>	2022	0	N/A	N/A	0	0
<b>Arson</b>	2022	0	N/A	N/A	0	0
<b>Liquor Law Arrests</b>	2022	0	N/A	N/A	0	0
<b>Liquor Law Violations Referred For Disciplinary Action</b>	2022	0	N/A	N/A	0	0
<b>Drug Law Arrests</b>	2022	0	N/A	N/A	0	0
<b>Drug Law Violations Referred For Disciplinary Action</b>	2022	0	N/A	N/A	0	0
<b>Illegal Weapons Possession Arrests</b>	2022	0	N/A	N/A	0	0
<b>Illegal Weapons Possession Violations Referred For Disciplinary Action</b>	2022	0	N/A	N/A	0	0
<b>* Crime In The Residential Facilities Column Are Included In The On-Campus Category.</b>						

# TIBRS Group A

## Offense Definitions

**Animal Cruelty**- Intentionally, knowing, or recklessly taking an action that mistreats or kills any animal without just cause such as torturing, tormenting, mutilation, maiming, poisoning, or abandonment.

**Arson** – To unlawfully and intentionally damage, or attempt to damage, any real or personal property by fire or incendiary device.

**Assault Offenses** – An unlawful attack by one person on another.

**Aggravated Assault** – An unlawful attack by one person upon another wherein the offender uses a weapon or displays it in a threatening manner, or the victim suffers obvious severe or aggravated bodily injury involving apparent broken bones, loss of teeth, possible internal injury, severe laceration or loss of consciousness.

**Simple Assault** – An unlawful physical attack by one person upon another where neither the offender displays a weapon, nor the victim suffers obvious severe or aggravated bodily injury involving apparent broken bones, loss of teeth, possible internal injury, severe laceration or loss of consciousness.

**Intimidation** – To unlawfully place another person in reasonable fear of bodily harm through the use of threatening words and/or other conduct, but without displaying a weapon or subjecting the victim to actual physical attack.

**Stalking** – To intentionally and repeatedly follow or harass another person in such a manner as would cause that person to be in reasonable fear of being assaulted, suffering bodily injury or death.

**Bribery** – The offering, giving, receiving or soliciting of anything of value (i.e., a bribe, gratuity or kickback) to sway the judgment or action of a person in a position of trust or influence.

**Burglary/Breaking and Entering** – The unlawful entry into a building or other structure with the intent to commit a felony or a theft.

**Counterfeiting/Forgery** – The altering, copying or imitation of something, without authority or right, with the intent to deceive or defraud by passing the copy or thing altered or imitated as that which is original or genuine; or the selling, buying or possession of an altered, copied or imitated thing with the intent to deceive or defraud.

**Destruction/Damage/Vandalism of Property** – To willfully or maliciously destroy, damage, deface or otherwise injure real or personal property without the consent of the owner or the person having custody or control of it.

**Drug/Narcotic Offenses** – The violation of laws prohibiting the production, distribution, and/or use of certain controlled substances and the equipment or devices utilized in their preparation and/or use.

**Drug/Narcotic Violations** – The unlawful cultivation, manufacture, distribution, sale, purchase, use, possession, transportation or importation of any controlled drug or narcotic substance.

**Drug Equipment Violations** – The unlawful manufacture, sale, purchase, possession or transportation of equipment or devices utilized in preparing and/or using drugs or narcotics.



**Embezzlement** – The unlawful misappropriation by an offender to his/her own use or purpose of money, property, or some other thing of value entrusted to his/her care, custody or control.

**Extortion/Blackmail** – To unlawfully obtain money, property, or any other thing of value, either tangible or intangible, through the use or threat of force, misuse of authority, threat of criminal prosecution, threat of destruction of reputation or social standing or through other coercive means.

**Fraud Offenses** – The intentional perversion of the truth for the purpose of inducing another person or other entity in reliance upon it to part with something of value or surrender a legal right.

**False Pretenses/Swindle/Confidence Game** – The intentional misrepresentation of existing facts or conditions, or the use of some other deceptive scheme or device to obtain money, goods, or other things of value.

**Credit Card/Automatic Teller Machine Fraud** – The unlawful use of a credit or debit card or automatic teller machine for fraudulent purposes.

**Impersonation** – Falsely representing one's identity or position, and acting in the character or position thus unlawfully assumed, to deceive others and thereby gain a profit or advantage, enjoy some right or privilege, or subject another person or entity to an expense, charge, or liability which would not have otherwise been incurred.

**Welfare Fraud** – The use of deceitful statements, practices or devices to unlawfully obtain welfare benefits.

**Wire Fraud** – The use of an electric or electronic communications facility to intentionally transmit a false and/or deceptive message in furtherance of a fraudulent activity.

**Computer Hacking/Invasion**- Wrongfully gaining access to another person's or institution's computer software, hardware, or networks without authorized permissions or security clearances.

**Identity Theft**- Obtaining the personal or financial information of another person for the purpose of assuming that person's name or identity for the purpose of making illegal transactions or purchases.

**Gambling Offenses** – To unlawfully bet or wager money or something else of value; assist, promote or operate a game of chance for money or some other stake; possess or transmit wagering information; manufacture, sell, purchase, possess or transport gambling equipment, devices or goods; or tamper with the outcome of a sporting event or contest to gain a gambling advantage.

**Betting/Wagering** – To unlawfully stake money or something else of value on the happening of an uncertain event or on the ascertainment of a fact in dispute.

**Operating/Promoting/Assisting Gambling** – To unlawfully operate, promote or assist in the operation of a game of chance, lottery or other gambling activity.

**Gambling Equipment Violations** – To unlawfully manufacture, sell, buy, possess or transport equipment, devices and/or goods used for gambling purposes.

**Sports Tampering** – To unlawfully alter, meddle in or otherwise interfere with a sporting contest or event for the purpose of gaining a gambling advantage.



**Homicide Offenses** – The killing of one human being by another.

**Murder and Nonnegligent Manslaughter** – The willful (nonnegligent) killing of one human being by another.

**Negligent Manslaughter** – The killing of another person through negligence.

**Justifiable Homicide** – The killing of a perpetrator of a serious criminal offense by a peace officer in the line of duty; or the killing, during the commission of a serious criminal offense, of the perpetrator by a private individual.

*\* Justifiable Homicide is not a crime and is not included in an agency's crime counts.*

**Negligent Vehicular Manslaughter**- The negligent killing of another person by the driver of a motor vehicle while under the influence of alcohol and/or drugs. Not included in this category are deaths of persons due to their own negligence; accidental deaths resulting from non-alcohol or drug related negligence (i.e. distracted driving such as tuning a car radio, taking on a phone, texting, etc.) and other accidental traffic fatalities.

### **Human Trafficking Offenses**

**Commercial Sex Acts** – Inducing a person by force, fraud, or coercion to participate in commercial sex acts, or in which the person induced to perform such act(s) has not attained 18 years of age.

**Involuntary Servitude** – The obtaining of a person(s) through recruitment, harboring, transportation, or provision, and subjecting such person(s) by force, fraud, or coercion into involuntary servitude, peonage, debt bondage, or slavery (not to include commercial sex acts).

**Kidnapping/Abduction** – The unlawful seizure, transportation, and/or detention of a person against his/her will, or of a minor without the consent of his/her custodial parent(s) or legal guardian.

**Larceny/Theft Offenses** – The unlawful taking, carrying, leading or riding away of property from the possession, or constructive possession, of another person.

**Pocket-Picking** – The theft of articles from another person's physical possession by stealth where the victim does not become immediately aware of the theft.

**Purse Snatching** – The grabbing or snatching of a purse, handbag, etc., from the physical possession of another person.

**Shoplifting** – The theft, by someone other than an employee of the victim, of goods or merchandise exposed for sale.

**Theft from Building** – A theft from within a building which is either open to the general public or of which the offender has legal access.

**Theft from Coin-Operated Machine or Device** – A theft from a machine or device which is operated or activated by the use of coins.

**Larceny/ Theft Offenses (continued)**



**Theft from Motor Vehicle** – The theft of articles from a motor vehicle, whether locked or unlocked.

**Theft of Motor Vehicle Parts or Accessories** – The theft of any part or accessory affixed to the interior or exterior of a motor vehicle in a manner which would make the item an attachment of the vehicle or necessary for its operation.

**All Other Larceny** – All thefts which do not fit any of the definitions of the specific subcategories of Larceny/Theft listed above.

**Motor Vehicle Theft** – The theft of a motor vehicle.

**Pornography/Obscene Material** – The violation of laws or ordinances prohibiting the manufacture, publishing, sale, purchase or possession of sexually explicit material, e.g., literature, photographs, etc.

**Prostitution Offenses** – To unlawfully engage in or promote sexual activities for profit.

**Prostitution** – To unlawfully engage in sexual relations for profit.

**Assisting or Promoting Prostitution** – To solicit customers or transport persons for prostitution purposes; to own, manage or operate a dwelling or other establishment for the purpose of providing a place where prostitution is performed; or to otherwise assist or promote prostitution.

**Purchasing Prostitution** – To purchase, or trade, anything of value for commercial sex acts.

**Robbery** – The taking, or attempting to take, anything of value under confrontational circumstances from the control, custody or care of another person by force or threat of force or violence, and/or by putting the victim in fear of immediate harm.

**Sex Offenses, Non-consensual** – Any sexual act directed against another person, without the consent of the victim, including instances where the victim is incapable of giving consent.

**Rape** – The carnal knowledge of a person, without the consent of the victim, including instances where the victim is incapable of giving consent because of his/her age or because of his/her temporary or permanent mental or physical incapacity.

**Sodomy** – Oral or anal sexual intercourse with another person, without the consent of the victim, including instances where the victim is incapable of giving consent because of his/her age or because of his/her temporary or permanent mental or physical incapacity.

**Sexual Assault With An Object** – To use an object or instrument to unlawfully penetrate, however slightly, the genital or anal opening of the body of another person, without the consent of the victim, including instances where the victim is incapable of giving consent because of his/her age or because of his/her temporary or permanent mental or physical incapacity.

**Fondling** – The touching of the private body parts of another person for the purpose of sexual gratification or any other reason, without the consent of the victim, including instances where the victim is incapable of giving consent because of his/her age or because of his/her temporary or permanent mental or physical incapacity.

**Sex Offenses, Consensual** – Unlawful, consensual sexual intercourse.



**Incest** – Consensual sexual intercourse between persons who are related to each other within the degrees wherein marriage is prohibited by law.

**Statutory Rape** – Consensual sexual intercourse with a person who is under the statutory age of consent.  
*Note: By Tennessee Statute the victim must be between ages 13-17 and the offender must be at least four years older for an offense to be classified as Statutory Rape.*

**Stolen Property Offense** – Receiving, buying, selling, possessing, concealing or transporting any property with the knowledge that it has been unlawfully taken, as by burglary, embezzlement, fraud, larceny, robbery, etc.

**Weapon Law Violations** – The violation of laws or ordinances prohibiting the manufacture, sale, purchase, transportation, possession, concealment or use of firearms, cutting instruments, explosives, incendiary devices or other deadly weapons. This category includes violations such as the manufacture, sale or possession of deadly weapons; carrying deadly weapons, concealed or openly; using, manufacturing, etc., silencers; and furnishing deadly weapons to minors.

### **TIBRS Group B Offense Definitions**

There are ten Group B offense categories and they encompass all of the crimes which are not Group A offenses, with the exception of most traffic offenses which TIBRS does not collect information on.

**Bad Checks** – Knowingly and intentionally writing and/or negotiating checks drawn against insufficient or nonexistent funds.

**Curfew/Loitering/Vagrancy Violations** – The violation of a court order, regulation, ordinance or law requiring the withdrawal of persons from the streets or other specified areas; prohibiting persons from remaining in an area or place in an idle or aimless manner; or prohibiting persons from going from place to place without visible means of support.

**Disorderly Conduct** – Any behavior that tends to disturb the public peace or decorum, scandalize the community or shock the public sense of morality.

**Driving Under the Influence** – Driving or operating a motor vehicle or common carrier while mentally or physically impaired as the result of consuming an alcoholic beverage or using a drug or narcotic.

**Drunkenness** – To drink alcoholic beverages to the extent that one's mental faculties and physical coordination are substantially impaired.

**Family Offenses, Nonviolent** – Unlawful, nonviolent acts by a family member (or legal guardian) which threaten the physical, mental or economic well-being or morals of another family member and which are not classifiable as other offenses, such as Assault, Incest, Statutory Rape, etc.

**Liquor Law Violations** – The violation of laws or ordinances prohibiting the manufacture, sale, purchase, transportation, possession or use of alcoholic beverages.

#### **Group B Offense Definitions (continued)**

**Peeping Tom** – To secretly look through a window, doorway, keyhole or other aperture for the purpose of voyeurism.

**Trespass of Real Property** – To unlawfully enter land, a dwelling or other real property.



**All Other Offenses** – All crimes which are not Group A offenses and not included in one of the specifically named Group B crime categories listed above.

*Includes: Contempt of Court, Failure to Appear, Violation of Probation / Parole.*

### **Units of Count – Offense**

The units of count principles are based upon FBI practices and conform to national standards for counting offenses.

**Crimes Against Persons** – Homicide, Assaults, Human Trafficking, Sex Offenses (nonconsensual and consensual), Kidnapping. Each victim equals one offense. Example – an incident involving an aggravated assault with two victims will be counted as two aggravated assaults.

**Crimes Against Property** – Each offense counts as one occurrence with the exception of Motor Vehicle Theft which is the count of the number of vehicles stolen.

**Crimes Against Society** – Each offense counts as one occurrence. Example – one drug narcotic violation counts as one offense.

### **Units of Count – Clearances**

The units of count for clearances are based upon FBI practices and conform to national standards for counting clearances. Example – one arrest or exceptional clearance will clear all offenses in the incident.

Updated statistics may be found at the CrimeInsight webpage <https://crimeinsight.tbi.tn.gov/>.







Tennessee Bureau of Investigation, April 2023. Publication Authorization Number 348122, electronic copies only. This publication was promulgated at a cost of \$0.00 per copy.