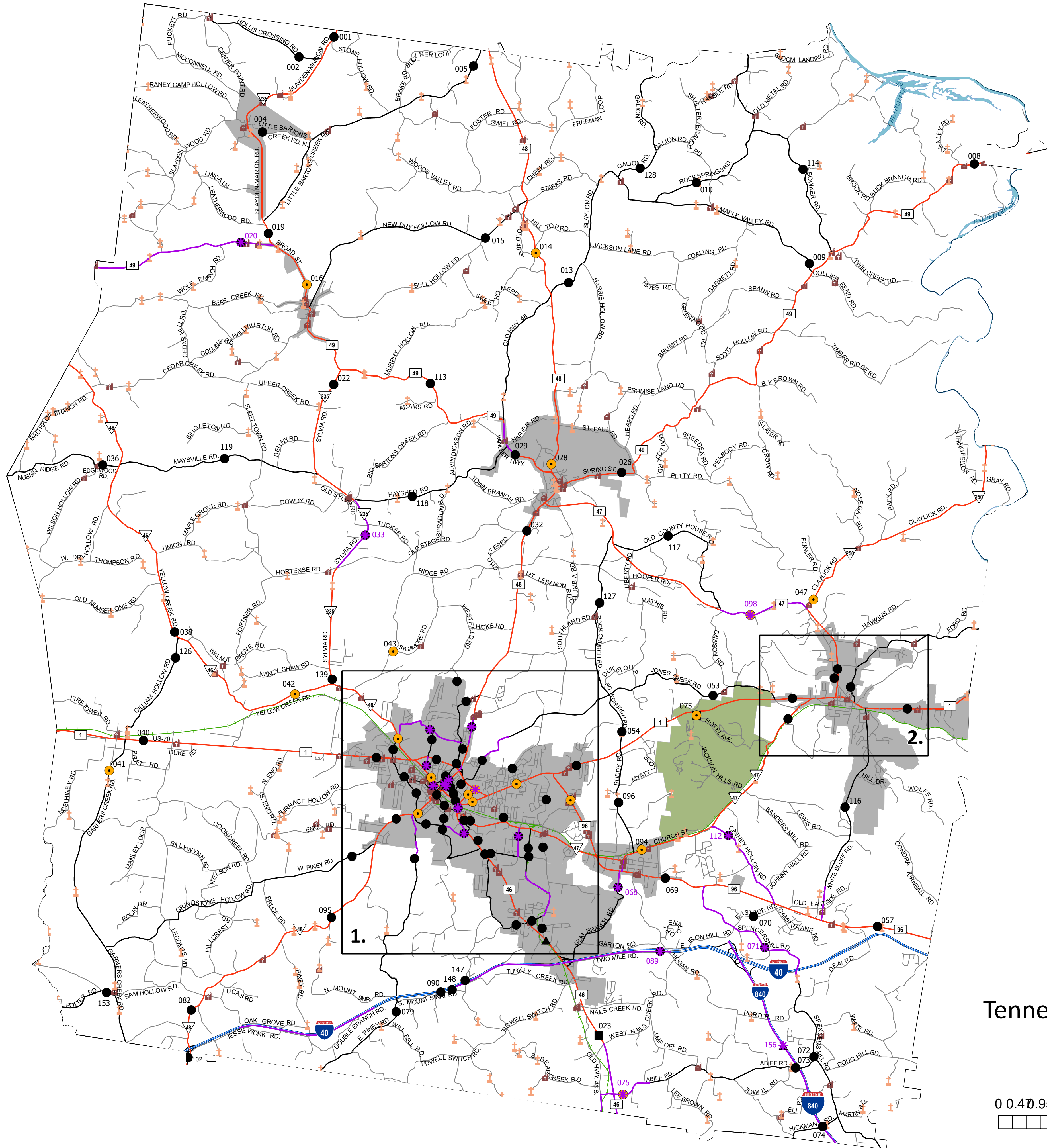


Insets
 1. Dickson
 2. White Bluff

- Legend**
- HPMS Traffic Stations
 - Class Count Traffic Stations
 - CC Traffic Stations
 - ATR Traffic Stations
 - EDL Traffic Stations
 - Churches
 - Cemeteries
 - HPMS Route
 - Interstate
 - State Route
 - Functional Route
 - Local Route
 - Railroads
 - Major Waterways
 - Parks
 - Municipal Boundary



CC Traffic Stations

- 001 038 090
- 002 040 **094**
- 004 **041** 095
- 005 **042** 096
- 008 **043** **098**
- 009 **047** 102
- 010 053 **112**
- 013 054 113
- 014** 057 114
- 015 **068** 116
- 016** 069 117
- 019 070 118
- 020** **071** 119
- 022 072 126
- 026 073 127
- 028** 074 128
- 029 075 139
- 032 079 147
- 033** 082 148
- 036 089 153

ATR Traffic Stations

023

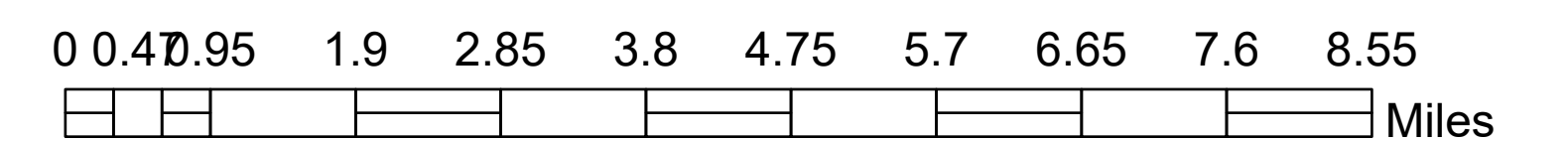
075

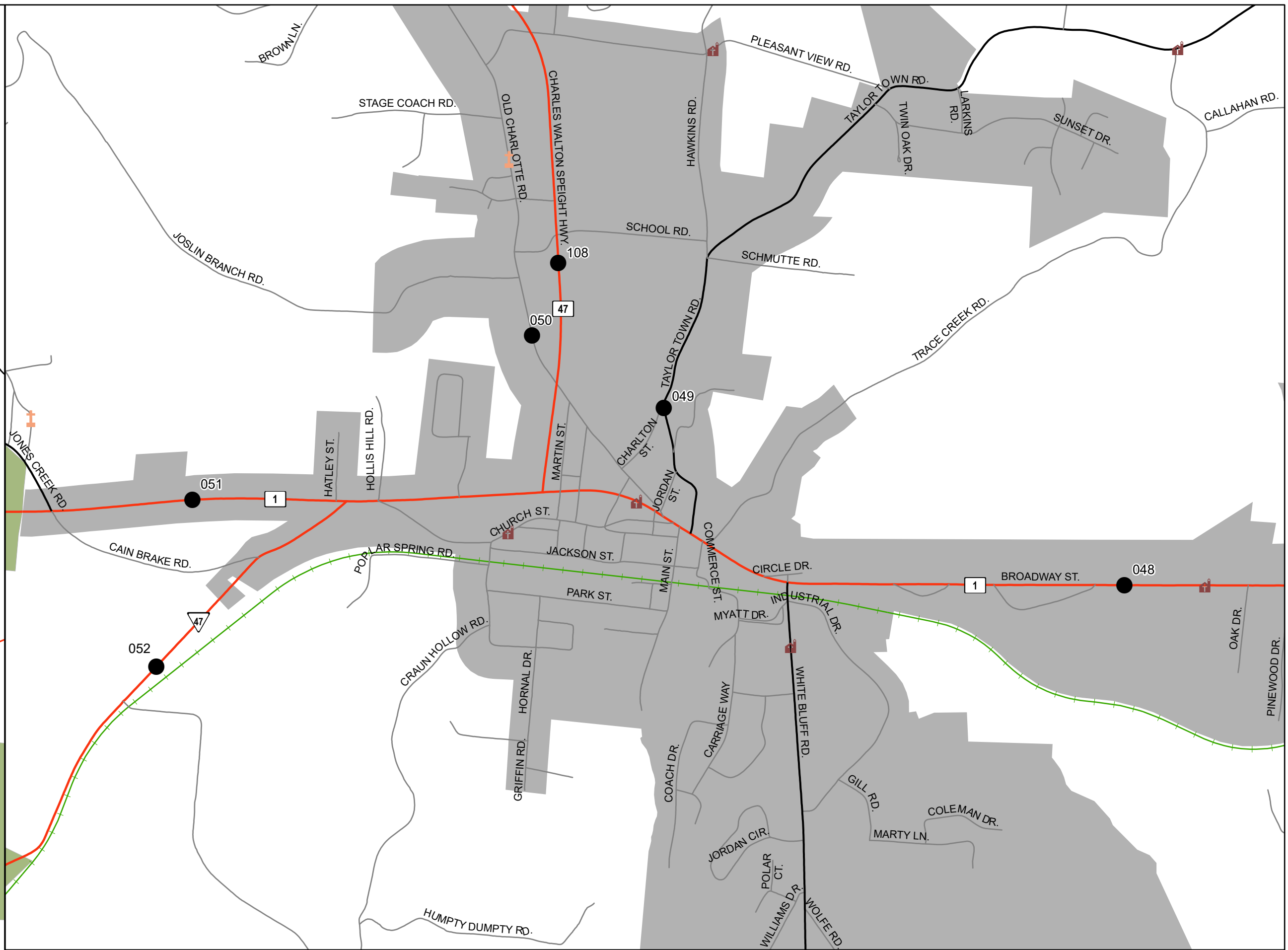
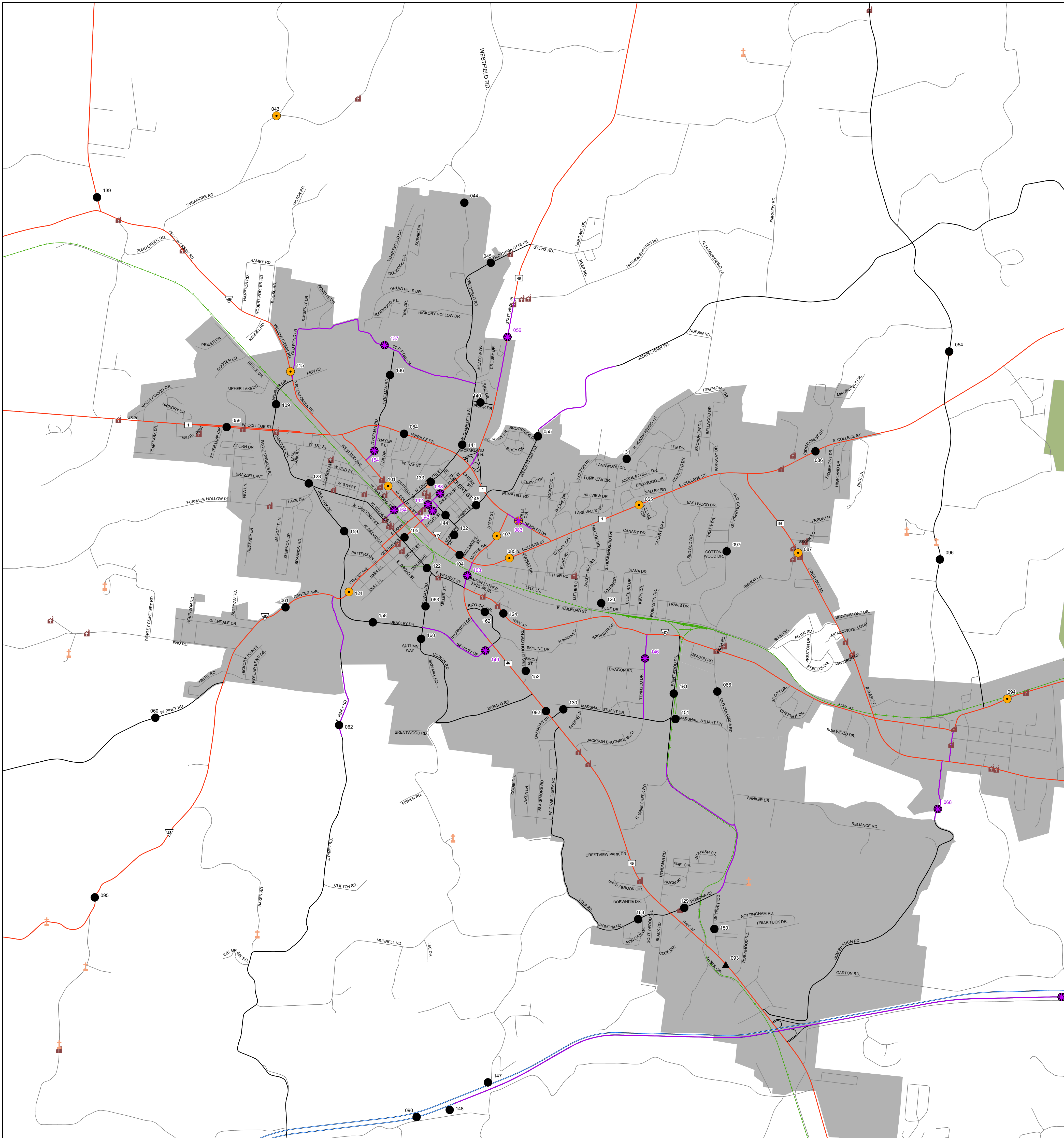
EDL Traffic Stations

156

2023 Traffic Map
Dickson County
 Tennessee

Prepared by the
 Tennessee Department of Transportation
 Long Range Planning Division
 Office of Data Visualization

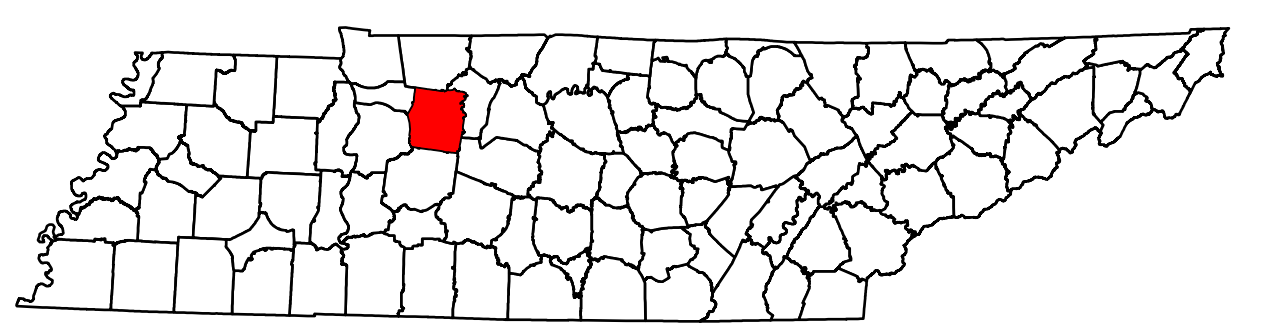




Dickson	White Bluff	CC Traffic Stations
044	048	050
045	052	051
055	049	108
056		
103		
107		
141		

Legend

- HPMS Traffic Stations (Purple asterisk)
- Class Count Traffic Stations (Yellow circle)
- CC Traffic Stations (Black circle)
- ATR Traffic Stations (Black square)
- EDL Traffic Stations (Black triangle)
- Churches (Brown house icon)
- Cemeteries (Orange cross icon)
- HPMS Route (Purple line)
- Interstate (Blue line)
- State Route (Red line)
- Functional Route (Black line)
- Local Route (Grey line)
- Railroads (Green line)
- Major Waterways (Blue area)
- Parks (Green area)
- Municipal Boundary (Grey area)



2023 Traffic Map
Dickson County
 Tennessee
 Prepared by the
 Tennessee Department of Transportation
 Long Range Planning Division
 Office of Data Visualization

0 0.25 0.5 1 1.5 2 Miles

- 044 103 141
- 045 104 142
- 055 105 143
- 056 107 144
- 059 109 145
- 060 115 146
- 061 120 149
- 062 121 150
- 063 122 151
- 065 123 152
- 066 124 154
- 083 129 158
- 084 130 159
- 085 131 160
- 087 133 162
- 088 134 163
- 092 136
- 097 137
- 101 140
- EDL Traffic Stations**
- 093

