











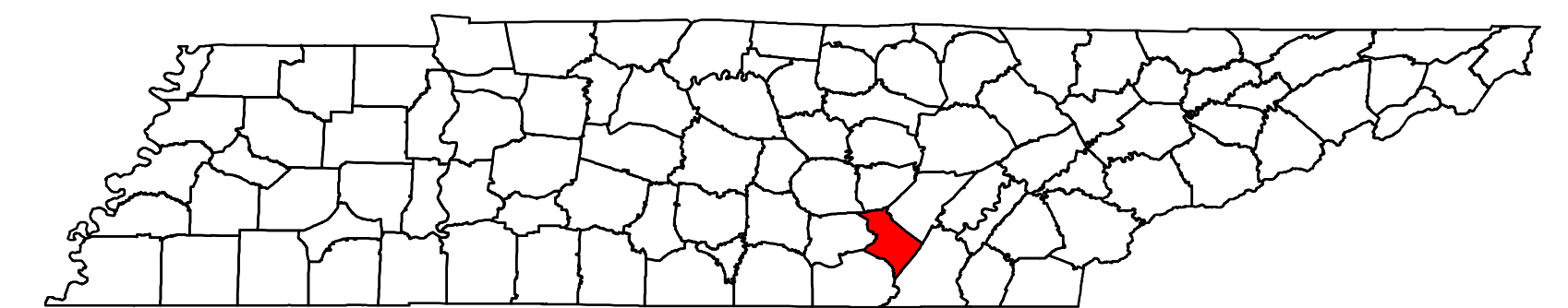


Legend

-  Ambulance & First Responders
-  Fire Stations
-  Hospitals
-  Police Departments
-  Interstate
-  State Route
-  Functional Route
-  Local Route
-  Railroads
-  Major Waterways
-  Parks
-  Municipal Boundary



Sequatchie County

Tennessee

Prepared by the

Tennessee Department of Transportation

Long Range Planning Division

Office of Data Visualization

