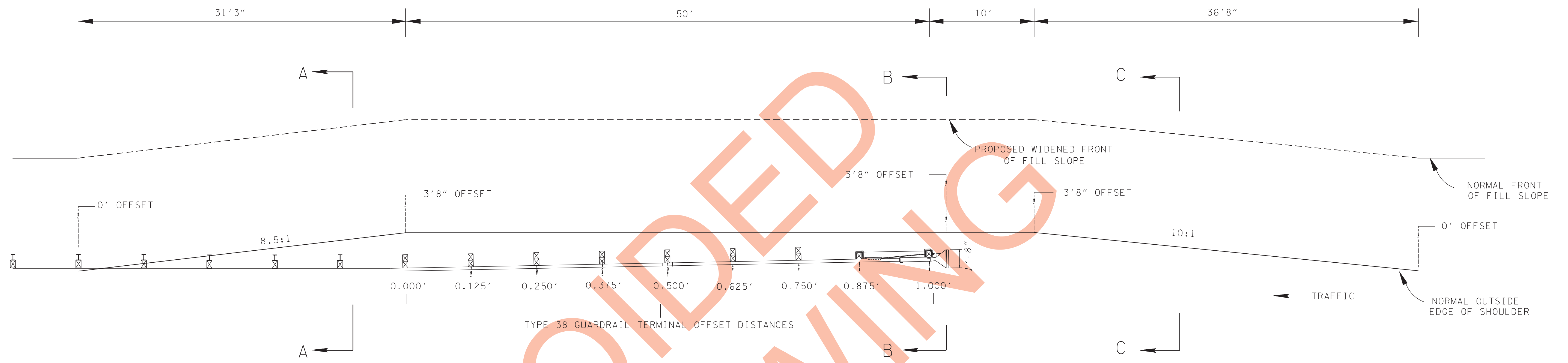
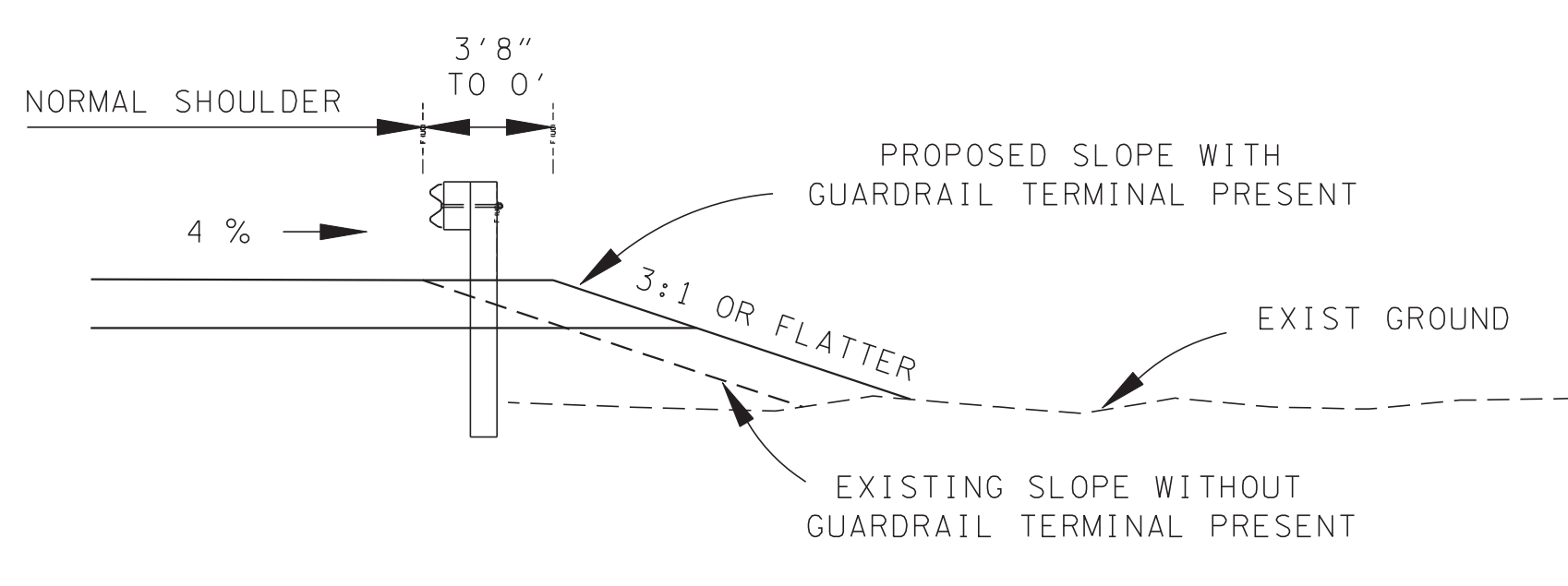


THIS DRAWING IS TO BE USED FOR RESURFACING, MAINTENANCE AND BRIDGE REPAIR PROJECTS ONLY. THIS DRAWING IS NOT INTENDED TO BE USED FOR NEW CONSTRUCTION OR RECONSTRUCTION PROJECTS.

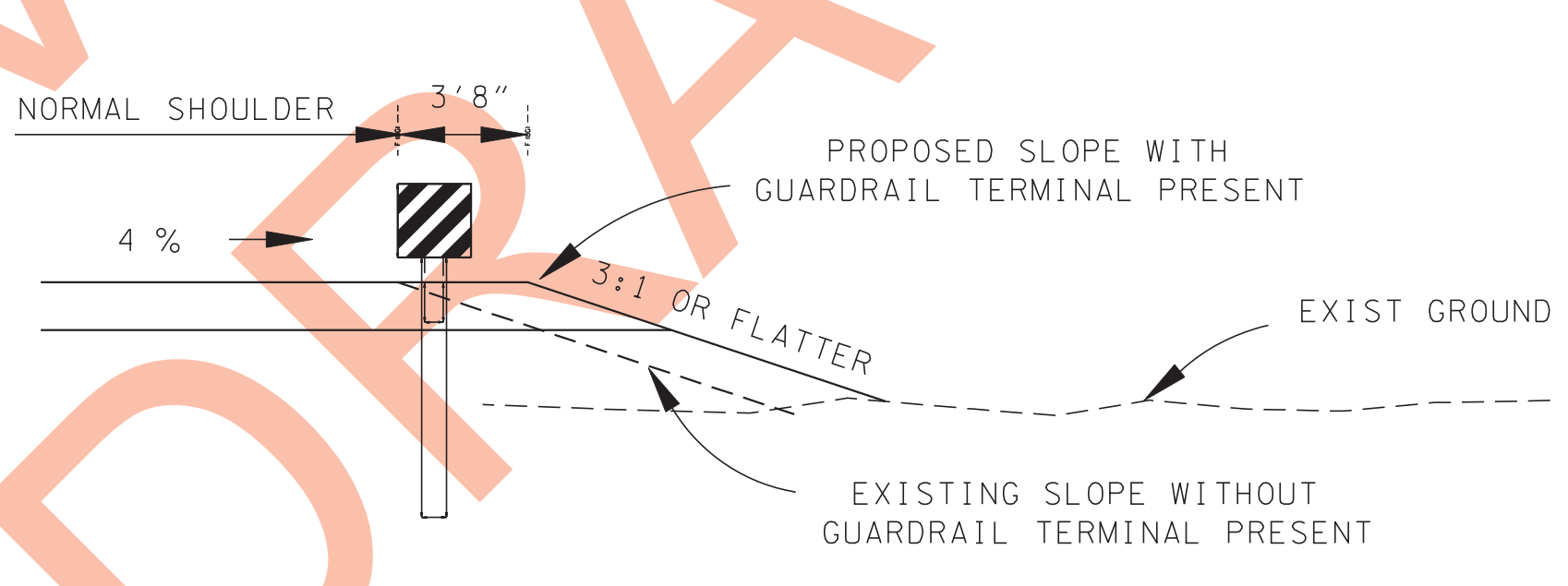


PLAN VIEW OF PROPOSED CONSTRUCTION OF EARTH PAD FOR TYPE 38 GUARDRAIL TERMINAL

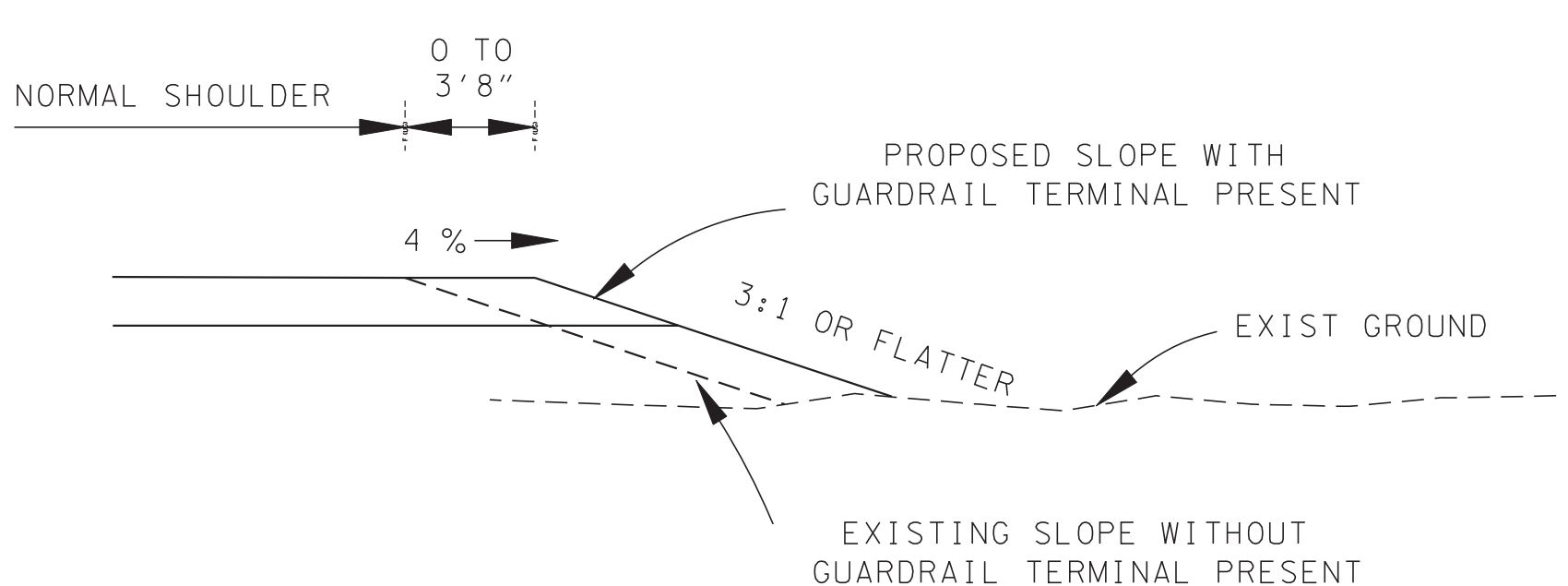
ALL OFFSET DISTANCES TAKEN FROM OUTSIDE EDGE OF SHOULDER



SECTION "A-A"



SECTION "B-B"



SECTION "C-C"

- GENERAL NOTES**
- (A) THIS STANDARD DRAWING IS AN ALTERNATE TO THE PREFERRED STANDARD DRAWING S-GR-38 FOR MAINTENANCE, RESURFACING AND BRIDGE REPAIR PROJECTS. THIS STANDARD DRAWING IS FOR USE WHEN RIGHT-OF-WAY OR OTHER LIMITATIONS MAKES THE USE OF STANDARD DRAWING S-GR-38 IMPRACTICAL.
 - (B) FOR DETAILS NOT SHOWN SEE OTHER GUARDRAIL STANDARD DRAWINGS.
 - (C) WHEN TYPE 38 GUARDRAIL TERMINALS ARE USED, THE FORESLOPE MUST BE A 3:1 OR FLATTER. WHEN THE SLOPE IS STEEPER THAN 3:1 OR DRAINAGE DITCHES EXIST THAT DO NOT ALLOW THE USE OF THIS PAD DETAIL, THE GUARDRAIL MAY BE EXTENDED BEYOND THE MINIMUM LENGTH OF NEED AS SHOWN ON STANDARD DRAWING S-GR-21.
 - (D) REFER TO STANDARD DRAWING S-GR-21 FOR LENGTH OF NEED REQUIREMENTS AND CLEAR AREAS AT GUARDRAIL TERMINALS.

MINOR REVISION -- FHWA APPROVAL NOT REQUIRED.

STATE OF TENNESSEE
DEPARTMENT OF TRANSPORTATION
DETAILS FOR
CONSTRUCTION OF
ALTERNATE EARTH PAD
FOR TYPE 38
GUARDRAIL
END TERMINALS
5-5-05 S-GR-38A